



Toowoomba Professional
Race 1: EMPIRE OF JAPAN QTIS Two-Year-Old Maiden Handicap -
1200m
19 July 2025 - 17:13



Track Rating: Good 4, Weather: Fine, Rail Position: True

| Section | | | | | | Overall | 1000m | 800m | 600m | 400m | 200m | Last 600m | | | |
|-------------|-----|------------------|---------|---------------------|--------------------|----------------------|----------------------|----------------------|----------------------|----------------------|----------------------|-----------|---------|---------------------------|--|
| Field Times | | | | | | 1:14.64 (0:13.27) | 1:01.37 (0:11.03) | 0:50.34 (0:11.95) | 0:38.39 (0:12.63) | 0:25.76 (0:12.98) | 0:12.78 (0:12.78) | 0:38.39 | | | |
| Rank | TAB | Horse/Jockey | Barrier | Top Speed [km/h] | Fastest Section | | | | | | | | Margin | Distance Travelled [m] | |
| 1 | 6 | WANTED HILLBILLY | 6 | 67.0 | 0:11.08 | 1:14.64 [1] | 1:01.28 [3] | 0:50.20 [4] | 0:38.34 [4] | 0:25.49 [4] | 0:12.78 [1] | 1:14.64 | 0:38.34 | | |
| | | Kelsey Lenton | | Overall | 1000m | (0:13.36) | (0:11.08) | (0:11.86) | (0:12.85) | (0:12.71) | (0:12.78) | | | | |
| 2 | 9 | MISS LEANA | 3 | 66.0 | 0:11.10 | 1:14.74 [2] | 1:01.47 [1] | 0:50.37 [3] | 0:38.48 [2] | 0:25.81 [2] | 0:12.73 [4] | 0.5L | 0:38.48 | -6 | |
| | | Olivia Webb | | 1000m | 1000m | (0:13.27) | (0:11.10) | (0:11.89) | (0:12.67) | (0:13.08) | (0:12.73) | | | | |
| 3 | 1 | RUTHVEN RUSH | 10 | 68.8 | 0:10.90 | 1:15.09 [3] | 1:01.63 [6] | 0:50.73 [2] | 0:38.82 [3] | 0:26.10 [3] | 0:13.20 [2] | 2.5L | 0:38.82 | +3 | |
| | | Stacey Callow | | 1000m | 1000m | (0:13.46) | (0:10.90) | (0:11.91) | (0:12.72) | (0:12.90) | (0:13.20) | | | | |
| 4 | 14 | KACHINA GIRL | 9 | 65.9 | 0:11.29 | 1:15.12 [4] | 1:01.68 [5] | 0:50.39 [6] | 0:38.36 [6] | 0:25.71 [6] | 0:12.95 [5] | 2.7L | 0:38.36 | -2 | |
| | | Shania Willis | | 1000m | 1000m | (0:13.44) | (0:11.29) | (0:12.03) | (0:12.65) | (0:12.76) | (0:12.95) | | | | |
| 5 | 3 | KELPUM'S KEEPER | 8 | 68.2 | 0:10.98 | 1:15.13 [5] | 1:01.81 [2] | 0:50.83 [1] | 0:38.88 [1] | 0:26.25 [1] | 0:13.22 [3] | 2.8L | 0:38.88 | -5 | |
| | | Nozi Tomizawa | | Overall | 1000m | (0:13.32) | (0:10.98) | (0:11.95) | (0:12.63) | (0:13.03) | (0:13.22) | | | | |
| 6 | 2 | ASPEN COWBOY | 2 | 66.0 | 0:11.33 | 1:15.56 [6] | 1:01.91 [8] | 0:50.58 [7] | 0:38.65 [7] | 0:25.92 [7] | 0:12.89 [7] | 5.3L | 0:38.65 | -6 | |
| | | Tom Orr | | 1000m | 1000m | (0:13.65) | (0:11.33) | (0:11.93) | (0:12.73) | (0:13.03) | (0:12.89) | | | | |
| 7 | 4 | MICHIFUKU | 1 | 65.5 | 0:11.39 | 1:15.68 [7] | 1:02.08 [7] | 0:50.69 [8] | 0:38.62 [9] | 0:25.84 [8] | 0:13.01 [7] | 5.8L | 0:38.62 | -7 | |
| | | Kenji Yoshida | | Overall | 1000m | (0:13.60) | (0:11.39) | (0:12.07) | (0:12.78) | (0:12.83) | (0:13.01) | | | | |
| 8 | 10 | MISTEMBA | 5 | 64.7 | 0:11.40 | 1:16.24 [8] | 1:02.49 [9] | 0:51.09 [9] | 0:39.19 [8] | 0:26.33 [9] | 0:13.18 [9] | 9.1L | 0:39.19 | +3 | |
| | | Chelsea Baker | | Overall | 1000m | (0:13.75) | (0:11.40) | (0:11.90) | (0:12.86) | (0:13.15) | (0:13.18) | | | | |
| 9 | 5 | TSAR JOKER | 7 | 63.5 | 0:11.70 | 1:17.02 [9] | 1:02.93 [10] | 0:51.23 [10] | 0:39.22 [10] | 0:26.54 [10] | 0:13.62 [10] | 13.6L | 0:39.22 | -1 | |
| | | Paul Hamblin | | 1000m | 1000m | (0:14.09) | (0:11.70) | (0:12.01) | (0:12.68) | (0:12.92) | (0:13.62) | | | | |
| 10 | 7 | VEGA NOVA | 4 | 67.0 | 0:11.14 | 1:17.03 [10] | 1:03.62 [4] | 0:52.48 [5] | 0:40.49 [5] | 0:27.68 [5] | 0:14.38 [6] | 13.7L | 0:40.49 | -4 | |
| | | Les Tilley | | 1000m | 1000m | (0:13.41) | (0:11.14) | (0:11.99) | (0:12.81) | (0:13.30) | (0:14.38) | | | | |

Scratched: Lustful Belle (#12), Zou Zou Jennika (#13), Norty Forty (#11), Minnie Vegas (#8), Nasiron (#15)

Report Created: Sat 19 July 2025 17:48 GMT+10 (Note: Timing is based on position data)

Page 1/11

[] Ranking at each section and finish
-:-:- No data available at this section
NA No data available

SCN Saddle cloth number
DNF Did not finish
DNT Did not track

data processed by TRIPLESDATA



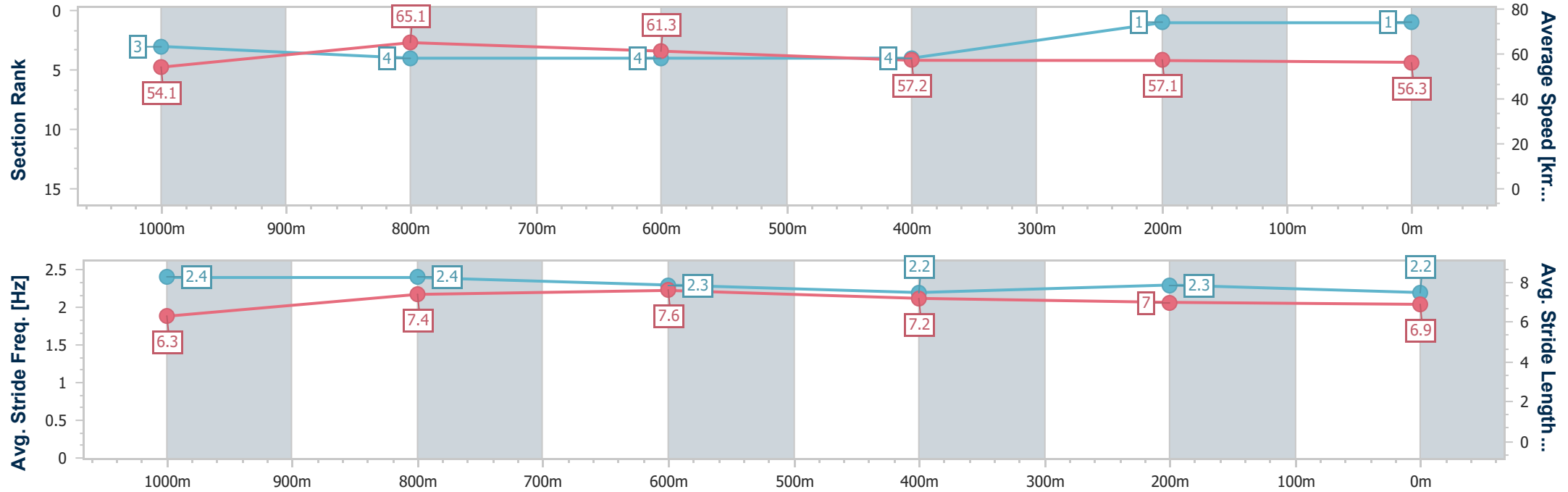
| | |
|--------------------------------|------------------|
| Horse/Jockey Name | Wanted Hillbilly |
| Final Rank | 1 |
| Fastest Section Time (Section) | 0:11.08 (1000m) |
| Top Speed [km/h] (Section) | 67.0 (Overall) |
| Race State | Finished |



ToowoombaProfessional
Race 1: EMPIRE OF JAPAN QTIS Two-Year-Old Maiden
Handicap - 1200m
19 July 2025 - 17:13
Track Rating: Good 4, Weather: Fine, Rail Position: True



| Section | Overall | 1000m | 800m | 600m | 400m | 200m | | | | | | | | |
|------------------------|--------------------------|--------------------------|--------------------------|--------------------------|--------------------------|--------------------------|--|--|--|--|--|--|--|--|
| Section Times | 1:14.64 [1] (0:13.36) | 1:01.28 [3] (0:11.08) | 0:50.20 [4] (0:11.86) | 0:38.34 [4] (0:12.85) | 0:25.49 [4] (0:12.71) | 0:12.78 [1] (0:12.78) | | | | | | | | |
| Average Speed [km/h] | 54.1 | 65.1 | 61.3 | 57.2 | 57.1 | 56.3 | | | | | | | | |
| Top Speed [km/h] | 67.0 | 66.7 | 63.5 | 58.8 | 58.2 | 57.1 | | | | | | | | |
| Avg. Dist. to Rail [m] | 5.5 | 1.4 | 2.0 | 3.8 | 2.6 | 1.5 | | | | | | | | |
| Avg. Stride Freq. [Hz] | 2.4 | 2.4 | 2.3 | 2.2 | 2.3 | 2.2 | | | | | | | | |
| Avg. Stride Length [m] | 6.3 | 7.4 | 7.6 | 7.2 | 7.0 | 6.9 | | | | | | | | |





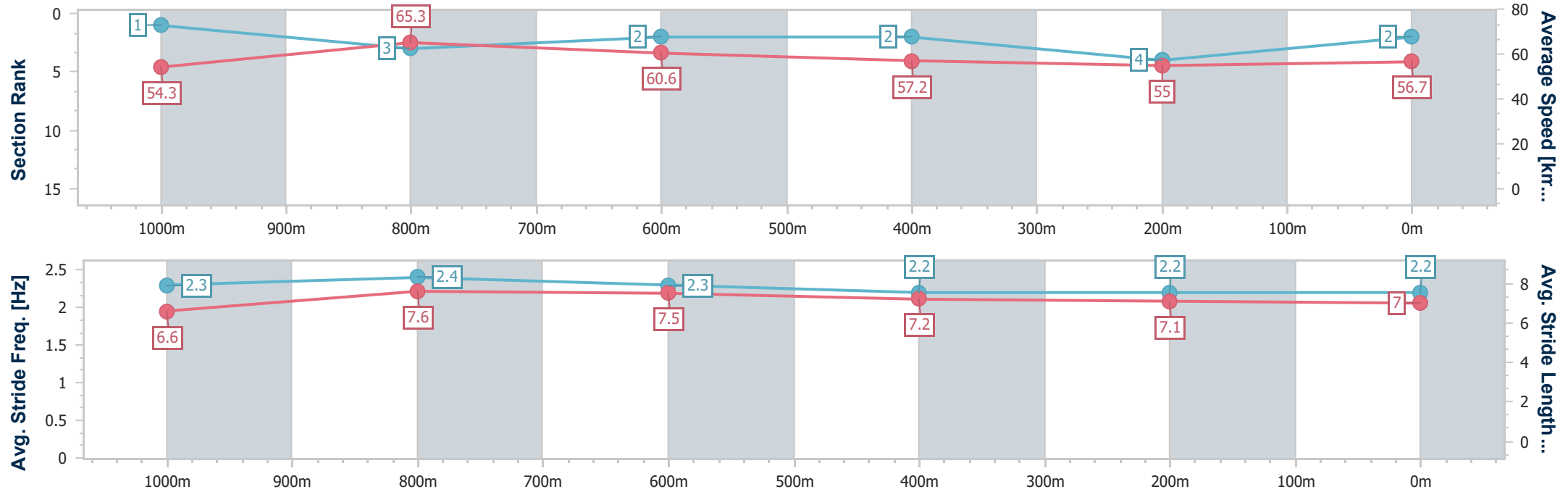
| | |
|--------------------------------|-----------------|
| Horse/Jockey Name | Miss Leana |
| Final Rank | 2 |
| Fastest Section Time (Section) | 0:11.10 (1000m) |
| Top Speed [km/h] (Section) | 66.0 (1000m) |
| Race State | Finished |



ToowoombaProfessional
Race 1: EMPIRE OF JAPAN QTIS Two-Year-Old Maiden
Handicap - 1200m
19 July 2025 - 17:13
Track Rating: Good 4, Weather: Fine, Rail Position: True



| Section | Overall | 1000m | 800m | 600m | 400m | 200m | | | | | | | |
|------------------------|--------------------------|--------------------------|--------------------------|--------------------------|--------------------------|--------------------------|--|--|--|--|--|--|--|
| Section Times | 1:14.74 [2] (0:13.27) | 1:01.47 [1] (0:11.10) | 0:50.37 [3] (0:11.89) | 0:38.48 [2] (0:12.67) | 0:25.81 [2] (0:13.08) | 0:12.73 [4] (0:12.73) | | | | | | | |
| Average Speed [km/h] | 54.3 | 65.3 | 60.6 | 57.2 | 55.0 | 56.7 | | | | | | | |
| Top Speed [km/h] | 65.1 | 66.0 | 63.5 | 58.0 | 56.6 | 56.6 | | | | | | | |
| Avg. Dist. to Rail [m] | 6.5 | 1.8 | 1.0 | 1.0 | 0.6 | 1.5 | | | | | | | |
| Avg. Stride Freq. [Hz] | 2.3 | 2.4 | 2.3 | 2.2 | 2.2 | 2.2 | | | | | | | |
| Avg. Stride Length [m] | 6.6 | 7.6 | 7.5 | 7.2 | 7.1 | 7.0 | | | | | | | |





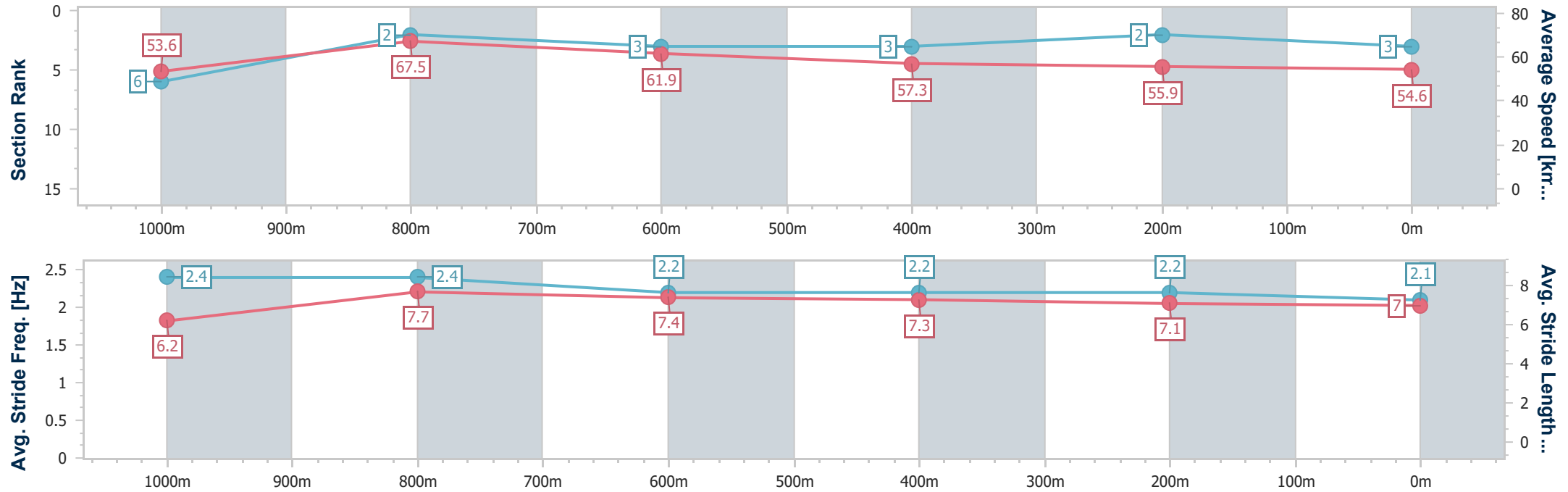
| | |
|--------------------------------|-----------------|
| Horse/Jockey Name | Ruthven Rush |
| Final Rank | 3 |
| Fastest Section Time (Section) | 0:10.90 (1000m) |
| Top Speed [km/h] (Section) | 68.8 (1000m) |
| Race State | Finished |



ToowoombaProfessional
Race 1: EMPIRE OF JAPAN QTIS Two-Year-Old Maiden
Handicap - 1200m
19 July 2025 - 17:13
Track Rating: Good 4, Weather: Fine, Rail Position: True



| Section | Overall | 1000m | 800m | 600m | 400m | 200m | | | | | | | | |
|------------------------|--------------------------|--------------------------|--------------------------|--------------------------|--------------------------|--------------------------|--|--|--|--|--|--|--|--|
| Section Times | 1:15.09 [3] (0:13.46) | 1:01.63 [6] (0:10.90) | 0:50.73 [2] (0:11.91) | 0:38.82 [3] (0:12.72) | 0:26.10 [3] (0:12.90) | 0:13.20 [2] (0:13.20) | | | | | | | | |
| Average Speed [km/h] | 53.6 | 67.5 | 61.9 | 57.3 | 55.9 | 54.6 | | | | | | | | |
| Top Speed [km/h] | 68.6 | 68.8 | 65.3 | 59.2 | 56.5 | 54.7 | | | | | | | | |
| Avg. Dist. to Rail [m] | 9.3 | 6.6 | 6.0 | 2.9 | 0.9 | 0.4 | | | | | | | | |
| Avg. Stride Freq. [Hz] | 2.4 | 2.4 | 2.2 | 2.2 | 2.2 | 2.1 | | | | | | | | |
| Avg. Stride Length [m] | 6.2 | 7.7 | 7.4 | 7.3 | 7.1 | 7.0 | | | | | | | | |





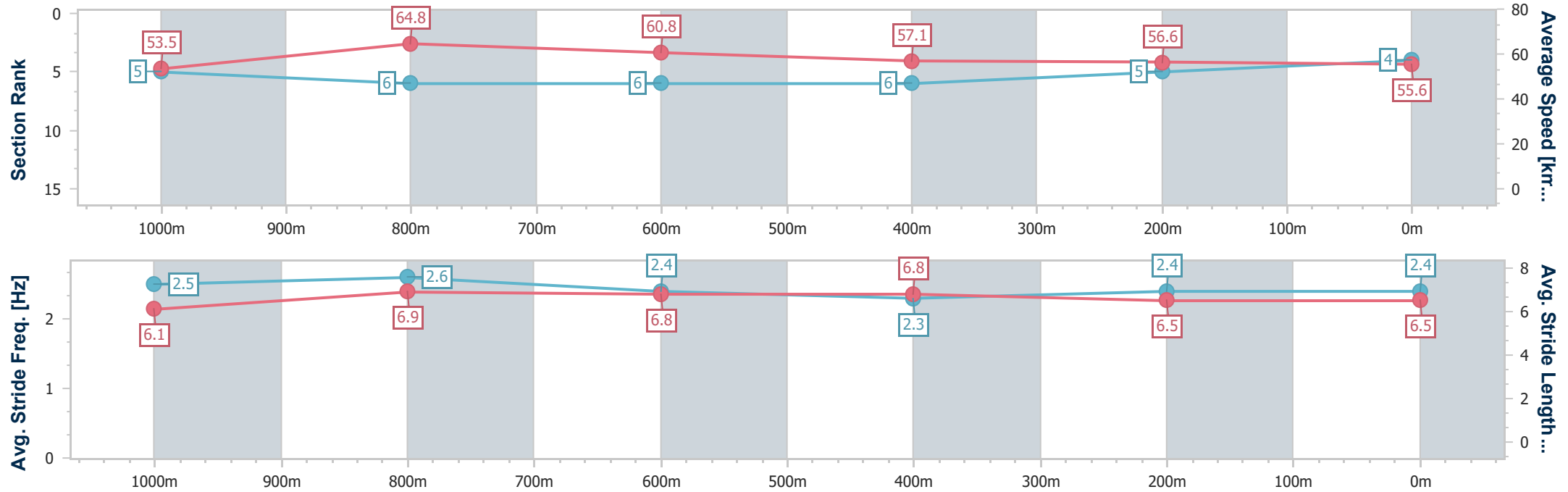
| | |
|--------------------------------|-----------------|
| Horse/Jockey Name | Kachina Girl |
| Final Rank | 4 |
| Fastest Section Time (Section) | 0:11.29 (1000m) |
| Top Speed [km/h] (Section) | 65.9 (1000m) |
| Race State | Finished |



ToowoombaProfessional
Race 1: EMPIRE OF JAPAN QTIS Two-Year-Old Maiden
Handicap - 1200m
19 July 2025 - 17:13
Track Rating: Good 4, Weather: Fine, Rail Position: True



| Section | Overall | 1000m | 800m | 600m | 400m | 200m | | | | | | | |
|------------------------|--------------------------|--------------------------|--------------------------|--------------------------|--------------------------|--------------------------|--|--|--|--|--|--|--|
| Section Times | 1:15.12 [4] (0:13.44) | 1:01.68 [5] (0:11.29) | 0:50.39 [6] (0:12.03) | 0:38.36 [6] (0:12.65) | 0:25.71 [6] (0:12.76) | 0:12.95 [5] (0:12.95) | | | | | | | |
| Average Speed [km/h] | 53.5 | 64.8 | 60.8 | 57.1 | 56.6 | 55.6 | | | | | | | |
| Top Speed [km/h] | 65.8 | 65.9 | 63.0 | 58.1 | 57.4 | 56.9 | | | | | | | |
| Avg. Dist. to Rail [m] | 9.7 | 5.8 | 2.6 | 0.5 | 1.7 | 3.6 | | | | | | | |
| Avg. Stride Freq. [Hz] | 2.5 | 2.6 | 2.4 | 2.3 | 2.4 | 2.4 | | | | | | | |
| Avg. Stride Length [m] | 6.1 | 6.9 | 6.8 | 6.8 | 6.5 | 6.5 | | | | | | | |





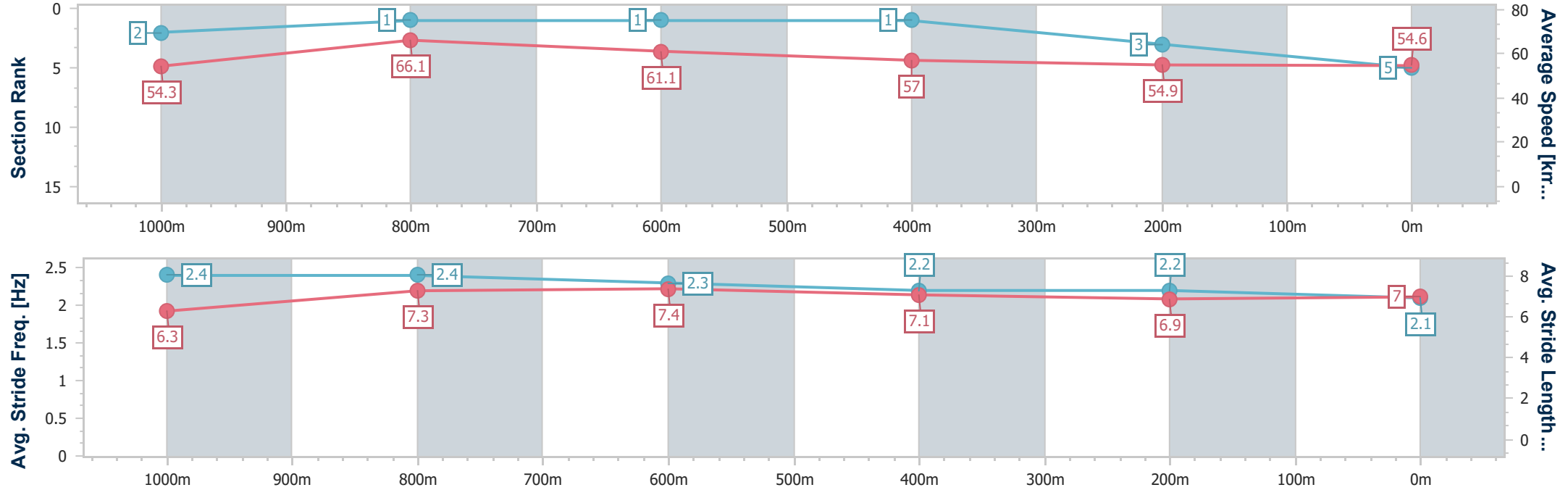
| | |
|--------------------------------|-----------------|
| Horse/Jockey Name | Kelpum's Keeper |
| Final Rank | 5 |
| Fastest Section Time (Section) | 0:10.98 (1000m) |
| Top Speed [km/h] (Section) | 68.2 (Overall) |
| Race State | Finished |



ToowoombaProfessional
Race 1: EMPIRE OF JAPAN QTIS Two-Year-Old Maiden
Handicap - 1200m
19 July 2025 - 17:13
Track Rating: Good 4, Weather: Fine, Rail Position: True



| Section | Overall | 1000m | 800m | 600m | 400m | 200m | | | | | | | |
|------------------------|--------------------------|--------------------------|--------------------------|--------------------------|--------------------------|--------------------------|--|--|--|--|--|--|--|
| Section Times | 1:15.13 [5] (0:13.32) | 1:01.81 [2] (0:10.98) | 0:50.83 [1] (0:11.95) | 0:38.88 [1] (0:12.63) | 0:26.25 [1] (0:13.03) | 0:13.22 [3] (0:13.22) | | | | | | | |
| Average Speed [km/h] | 54.3 | 66.1 | 61.1 | 57.0 | 54.9 | 54.6 | | | | | | | |
| Top Speed [km/h] | 68.2 | 67.4 | 63.7 | 58.5 | 55.5 | 55.2 | | | | | | | |
| Avg. Dist. to Rail [m] | 10.3 | 5.1 | 2.5 | 1.1 | 1.3 | 0.5 | | | | | | | |
| Avg. Stride Freq. [Hz] | 2.4 | 2.4 | 2.3 | 2.2 | 2.2 | 2.1 | | | | | | | |
| Avg. Stride Length [m] | 6.3 | 7.3 | 7.4 | 7.1 | 6.9 | 7.0 | | | | | | | |





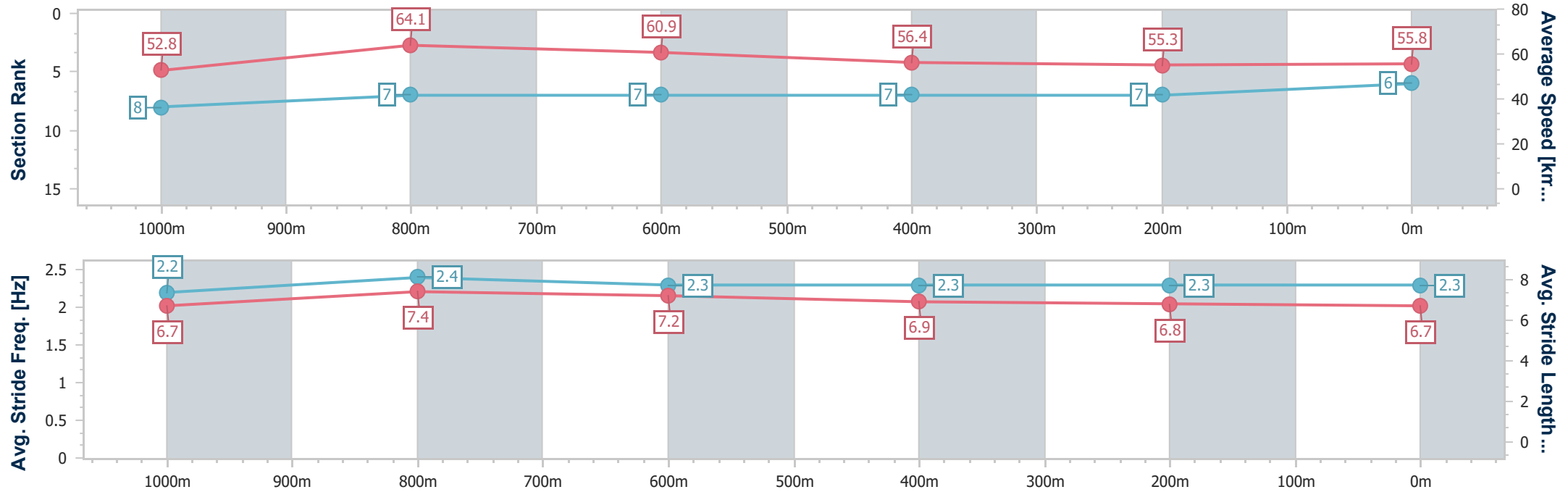
| | |
|--------------------------------|-----------------|
| Horse/Jockey Name | Aspen Cowboy |
| Final Rank | 6 |
| Fastest Section Time (Section) | 0:11.33 (1000m) |
| Top Speed [km/h] (Section) | 66.0 (1000m) |
| Race State | Finished |



ToowoombaProfessional
Race 1: EMPIRE OF JAPAN QTIS Two-Year-Old Maiden
Handicap - 1200m
19 July 2025 - 17:13
Track Rating: Good 4, Weather: Fine, Rail Position: True



| Section | Overall | 1000m | 800m | 600m | 400m | 200m | | | | | | | | |
|------------------------|--------------------------|--------------------------|--------------------------|--------------------------|--------------------------|--------------------------|--|--|--|--|--|--|--|--|
| Section Times | 1:15.56 [6] (0:13.65) | 1:01.91 [8] (0:11.33) | 0:50.58 [7] (0:11.93) | 0:38.65 [7] (0:12.73) | 0:25.92 [7] (0:13.03) | 0:12.89 [7] (0:12.89) | | | | | | | | |
| Average Speed [km/h] | 52.8 | 64.1 | 60.9 | 56.4 | 55.3 | 55.8 | | | | | | | | |
| Top Speed [km/h] | 65.4 | 66.0 | 62.5 | 58.1 | 56.2 | 56.1 | | | | | | | | |
| Avg. Dist. to Rail [m] | 5.0 | 4.0 | 1.7 | 0.7 | 2.3 | 7.1 | | | | | | | | |
| Avg. Stride Freq. [Hz] | 2.2 | 2.4 | 2.3 | 2.3 | 2.3 | 2.3 | | | | | | | | |
| Avg. Stride Length [m] | 6.7 | 7.4 | 7.2 | 6.9 | 6.8 | 6.7 | | | | | | | | |





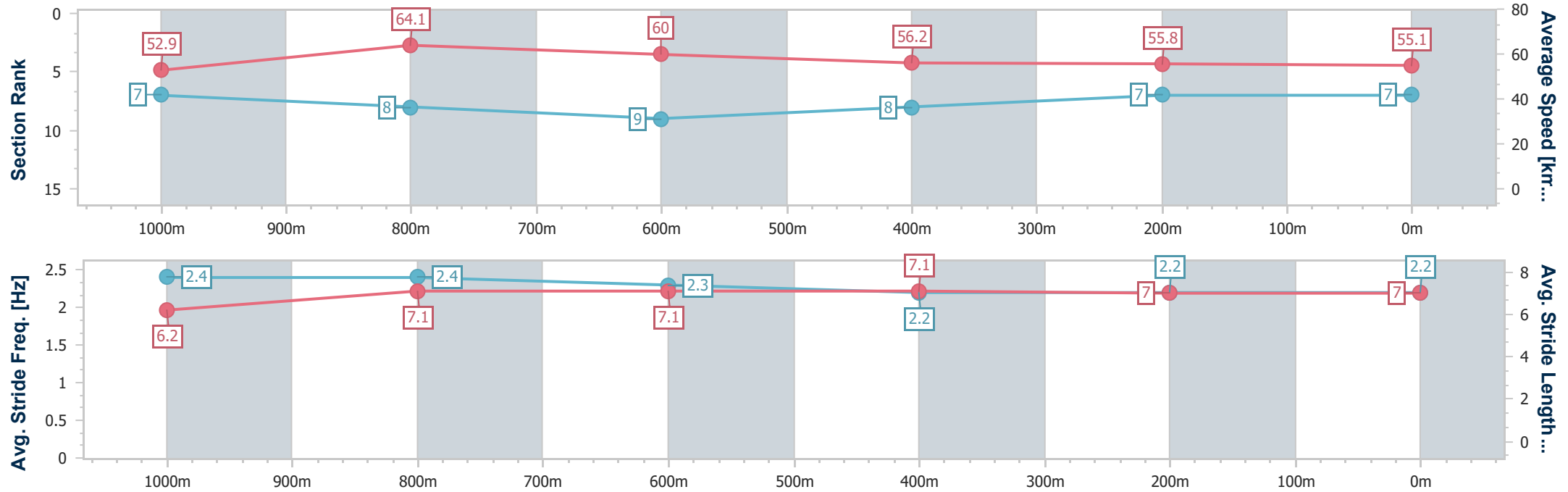
| | |
|--------------------------------|-----------------|
| Horse/Jockey Name | Michifuku |
| Final Rank | 7 |
| Fastest Section Time (Section) | 0:11.39 (1000m) |
| Top Speed [km/h] (Section) | 65.5 (Overall) |
| Race State | Finished |



ToowoombaProfessional
Race 1: EMPIRE OF JAPAN QTIS Two-Year-Old Maiden
Handicap - 1200m
19 July 2025 - 17:13
Track Rating: Good 4, Weather: Fine, Rail Position: True



| Section | Overall | 1000m | 800m | 600m | 400m | 200m | | | | | | | |
|------------------------|--------------------------|--------------------------|--------------------------|--------------------------|--------------------------|--------------------------|--|--|--|--|--|--|--|
| Section Times | 1:15.68 [7] (0:13.60) | 1:02.08 [7] (0:11.39) | 0:50.69 [8] (0:12.07) | 0:38.62 [9] (0:12.78) | 0:25.84 [8] (0:12.83) | 0:13.01 [7] (0:13.01) | | | | | | | |
| Average Speed [km/h] | 52.9 | 64.1 | 60.0 | 56.2 | 55.8 | 55.1 | | | | | | | |
| Top Speed [km/h] | 65.5 | 65.5 | 62.3 | 57.2 | 56.2 | 55.7 | | | | | | | |
| Avg. Dist. to Rail [m] | 4.7 | 3.9 | 2.2 | 1.2 | 1.7 | 2.2 | | | | | | | |
| Avg. Stride Freq. [Hz] | 2.4 | 2.4 | 2.3 | 2.2 | 2.2 | 2.2 | | | | | | | |
| Avg. Stride Length [m] | 6.2 | 7.1 | 7.1 | 7.1 | 7.0 | 7.0 | | | | | | | |





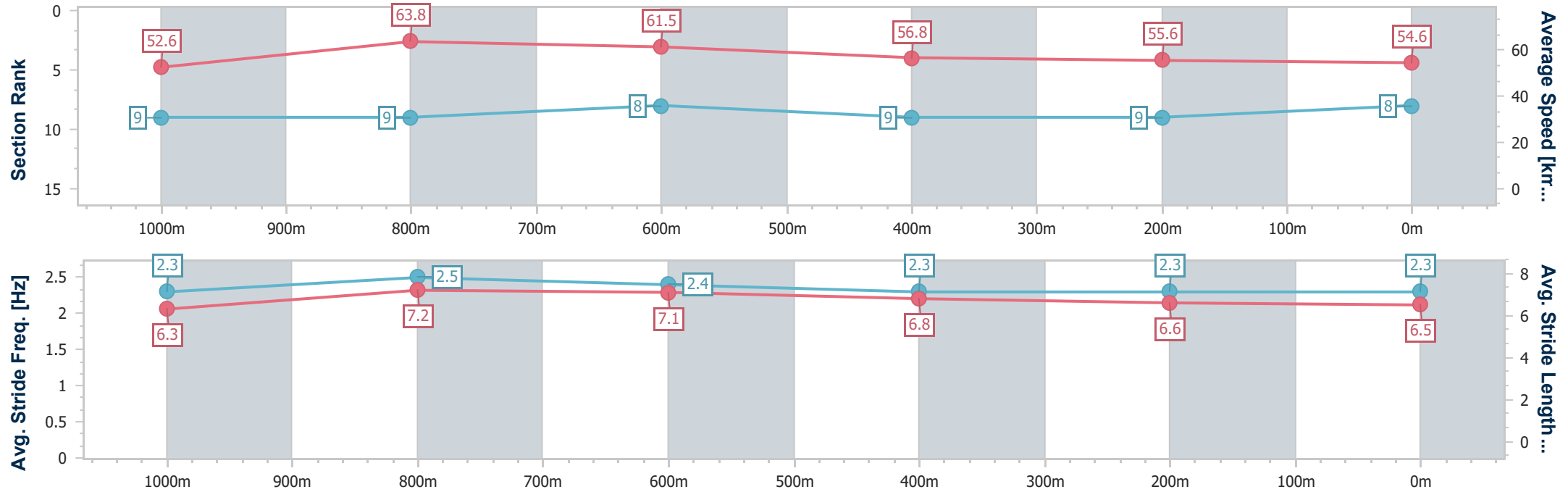
| | |
|--------------------------------|-----------------|
| Horse/Jockey Name | Mistemba |
| Final Rank | 8 |
| Fastest Section Time (Section) | 0:11.40 (1000m) |
| Top Speed [km/h] (Section) | 64.7 (Overall) |
| Race State | Finished |



ToowoombaProfessional
Race 1: EMPIRE OF JAPAN QTIS Two-Year-Old Maiden
Handicap - 1200m
19 July 2025 - 17:13
Track Rating: Good 4, Weather: Fine, Rail Position: True



| Section | Overall | 1000m | 800m | 600m | 400m | 200m | | | | | | | | |
|------------------------|--------------------------|--------------------------|--------------------------|--------------------------|--------------------------|--------------------------|--|--|--|--|--|--|--|--|
| Section Times | 1:16.24 [8] (0:13.75) | 1:02.49 [9] (0:11.40) | 0:51.09 [9] (0:11.90) | 0:39.19 [8] (0:12.86) | 0:26.33 [9] (0:13.15) | 0:13.18 [9] (0:13.18) | | | | | | | | |
| Average Speed [km/h] | 52.6 | 63.8 | 61.5 | 56.8 | 55.6 | 54.6 | | | | | | | | |
| Top Speed [km/h] | 64.7 | 64.3 | 63.6 | 59.0 | 57.2 | 55.6 | | | | | | | | |
| Avg. Dist. to Rail [m] | 6.2 | 3.2 | 4.1 | 3.2 | 4.0 | 5.4 | | | | | | | | |
| Avg. Stride Freq. [Hz] | 2.3 | 2.5 | 2.4 | 2.3 | 2.3 | 2.3 | | | | | | | | |
| Avg. Stride Length [m] | 6.3 | 7.2 | 7.1 | 6.8 | 6.6 | 6.5 | | | | | | | | |





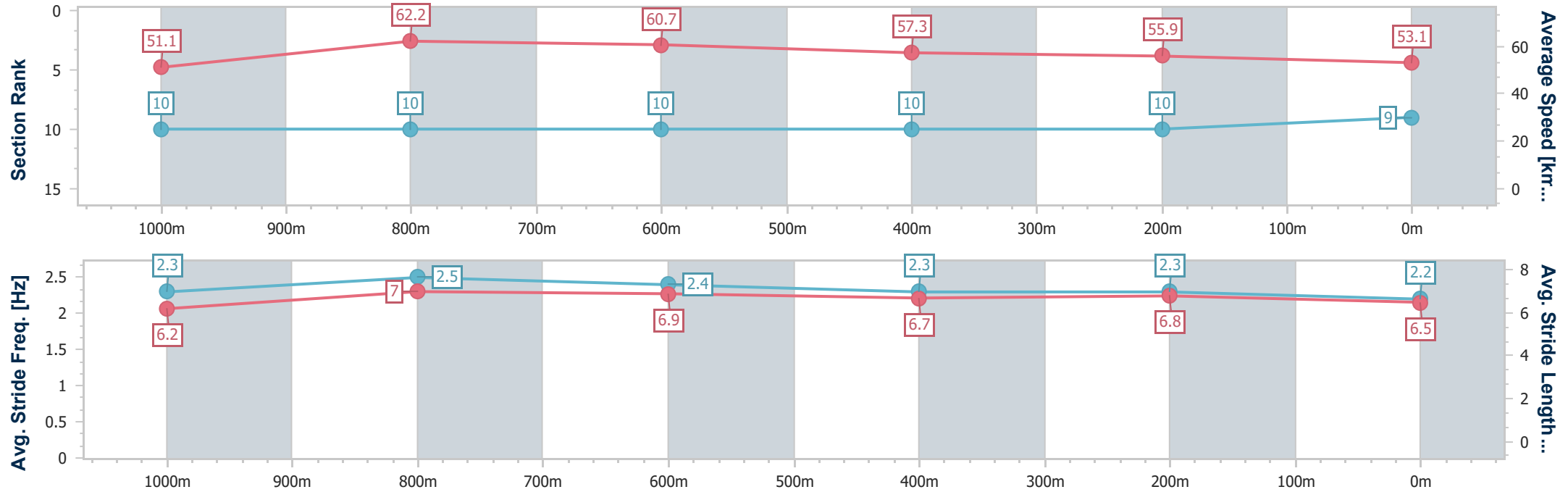
| | |
|--------------------------------|-----------------|
| Horse/Jockey Name | Tsar Joker |
| Final Rank | 9 |
| Fastest Section Time (Section) | 0:11.70 (1000m) |
| Top Speed [km/h] (Section) | 63.5 (1000m) |
| Race State | Finished |



ToowoombaProfessional
Race 1: EMPIRE OF JAPAN QTIS Two-Year-Old Maiden
Handicap - 1200m
19 July 2025 - 17:13
Track Rating: Good 4, Weather: Fine, Rail Position: True



| Section | Overall | 1000m | 800m | 600m | 400m | 200m | | | | | | | |
|------------------------|--------------------------|---------------------------|---------------------------|---------------------------|---------------------------|---------------------------|--|--|--|--|--|--|--|
| Section Times | 1:17.02 [9] (0:14.09) | 1:02.93 [10] (0:11.70) | 0:51.23 [10] (0:12.01) | 0:39.22 [10] (0:12.68) | 0:26.54 [10] (0:12.92) | 0:13.62 [10] (0:13.62) | | | | | | | |
| Average Speed [km/h] | 51.1 | 62.2 | 60.7 | 57.3 | 55.9 | 53.1 | | | | | | | |
| Top Speed [km/h] | 63.1 | 63.5 | 62.5 | 58.8 | 56.7 | 56.1 | | | | | | | |
| Avg. Dist. to Rail [m] | 7.5 | 3.2 | 2.9 | 1.9 | 1.6 | 2.5 | | | | | | | |
| Avg. Stride Freq. [Hz] | 2.3 | 2.5 | 2.4 | 2.3 | 2.3 | 2.2 | | | | | | | |
| Avg. Stride Length [m] | 6.2 | 7.0 | 6.9 | 6.7 | 6.8 | 6.5 | | | | | | | |





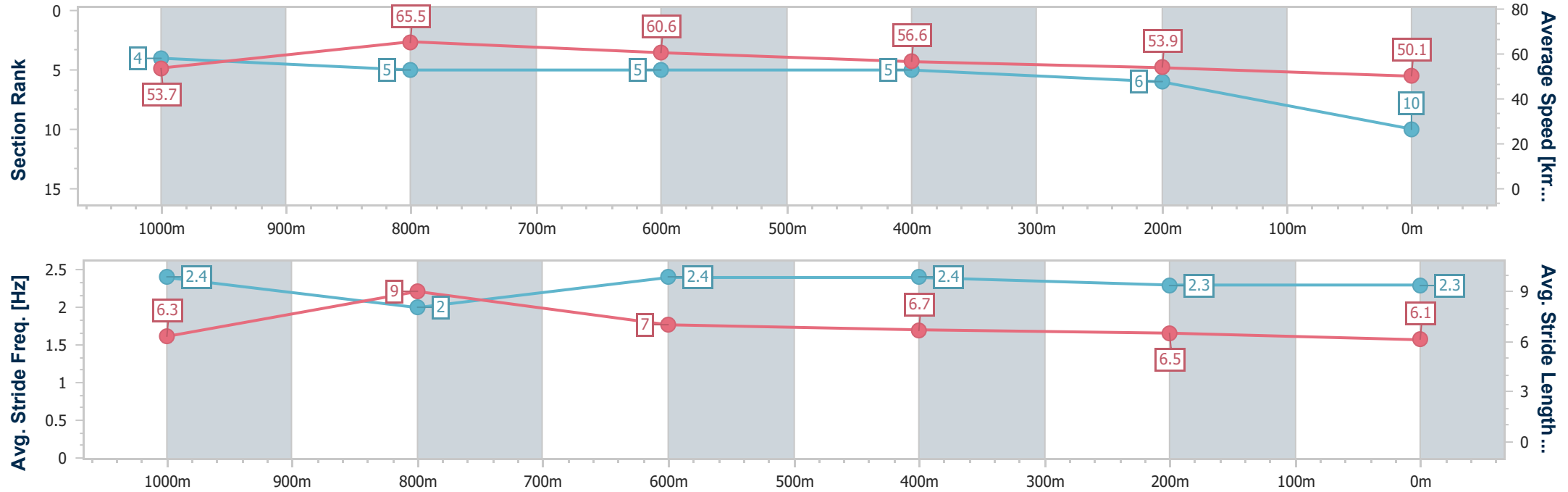
| | |
|--------------------------------|-----------------|
| Horse/Jockey Name | Vega Nova |
| Final Rank | 10 |
| Fastest Section Time (Section) | 0:11.14 (1000m) |
| Top Speed [km/h] (Section) | 67.0 (1000m) |
| Race State | Finished |



ToowoombaProfessional
Race 1: EMPIRE OF JAPAN QTIS Two-Year-Old Maiden
Handicap - 1200m
19 July 2025 - 17:13
Track Rating: Good 4, Weather: Fine, Rail Position: True



| Section | Overall | 1000m | 800m | 600m | 400m | 200m | | | | | | | | |
|------------------------|---------------------------|--------------------------|--------------------------|--------------------------|--------------------------|--------------------------|--|--|--|--|--|--|--|--|
| Section Times | 1:17.03 [10] (0:13.41) | 1:03.62 [4] (0:11.14) | 0:52.48 [5] (0:11.99) | 0:40.49 [5] (0:12.81) | 0:27.68 [5] (0:13.30) | 0:14.38 [6] (0:14.38) | | | | | | | | |
| Average Speed [km/h] | 53.7 | 65.5 | 60.6 | 56.6 | 53.9 | 50.1 | | | | | | | | |
| Top Speed [km/h] | 65.6 | 67.0 | 64.1 | 58.7 | 55.2 | 52.7 | | | | | | | | |
| Avg. Dist. to Rail [m] | 5.8 | 3.9 | 2.6 | 1.6 | 0.6 | 0.7 | | | | | | | | |
| Avg. Stride Freq. [Hz] | 2.4 | 2.0 | 2.4 | 2.4 | 2.3 | 2.3 | | | | | | | | |
| Avg. Stride Length [m] | 6.3 | 9.0 | 7.0 | 6.7 | 6.5 | 6.1 | | | | | | | | |





Toowoomba Professional
Race 2: 1EQUINE - FOR THE EQUINE ATHLETE BENCHMARK 62
Handicap - 1300m
19 July 2025 - 17:44



Track Rating: Good 4, Weather: Fine, Rail Position: True

| Section | | | | | | | Overall | 1200m | 1000m | 800m | 600m | 400m | Last 600m | |
|-------------|-----|----------------|---------|---------------------|--------------------|--------------|----------------------|----------------------|----------------------|----------------------|----------------------|----------------------|-----------|---------------------------|
| Field Times | | | | | | | 1:21.10 (0:08.29) | 1:12.81 (0:11.14) | 1:01.67 (0:12.15) | 0:49.52 (0:12.46) | 0:37.06 (0:12.42) | 0:24.64 (0:12.19) | 0:37.06 | |
| Rank | TAB | Horse/Jockey | Barrier | Top Speed [km/h] | Fastest Section | | | | | | | | | Distance Travelled [m] |
| 1 | 1 | THE DEPUTY | 3 | 66.2 | 0:08.75 | 1:21.10 [1] | 1:12.35 [6] | 1:01.21 [4] | 0:49.17 [4] | 0:36.77 [3] | 0:24.35 [3] | 0:36.77 | | |
| | | Rob Thorburn | | 1200m | Overall | (0:08.75) | (0:11.14) | (0:12.04) | (0:12.40) | (0:12.42) | (0:12.01) | | | |
| 2 | 3 | AMENOPHIS | 8 | 66.3 | 0:08.65 | 1:21.11 [2] | 1:12.46 [4] | 1:01.16 [5] | 0:49.01 [5] | 0:36.64 [5] | 0:24.21 [5] | 0:36.64 +2 | | |
| | | Kenji Yoshida | | 1200m | Overall | (0:08.65) | (0:11.30) | (0:12.15) | (0:12.37) | (0:12.43) | (0:12.09) | | | |
| 3 | 5 | CRACKER ESSGEE | 5 | 65.5 | 0:08.59 | 1:21.37 [3] | 1:12.78 [3] | 1:01.59 [2] | 0:49.57 [2] | 0:37.24 [2] | 0:24.91 [1] | 0:37.24 -5 | | |
| | | Shania Willis | | 1200m | Overall | (0:08.59) | (0:11.19) | (0:12.02) | (0:12.33) | (0:12.33) | (0:12.19) | | | |
| 4 | 9 | MISTER SELFIE | 11 | 64.3 | 0:09.08 | 1:21.58 [4] | 1:12.50 [11] | 1:00.96 [11] | 0:49.25 [8] | 0:36.99 [7] | 0:24.51 [7] | 0:36.99 +0 | | |
| | | Paul Hamblin | | 1200m | Overall | (0:09.08) | (0:11.54) | (0:11.71) | (0:12.26) | (0:12.48) | (0:12.13) | | | |
| 5 | 4 | BEARHUG | 6 | 65.8 | 0:08.88 | 1:21.59 [5] | 1:12.71 [8] | 1:01.43 [7] | 0:49.42 [7] | 0:37.03 [6] | 0:24.67 [6] | 0:37.03 -5 | | |
| | | Les Tilley | | 1200m | Overall | (0:08.88) | (0:11.28) | (0:12.01) | (0:12.39) | (0:12.36) | (0:12.18) | | | |
| 6 | 11 | BRINGME | 7 | 63.1 | 0:08.72 | 1:21.94 [6] | 1:13.22 [5] | 1:01.63 [8] | 0:49.61 [9] | 0:37.25 [9] | 0:24.70 [9] | 0:37.25 -5 | | |
| | | Tom Orr | | 1200m | Overall | (0:08.72) | (0:11.59) | (0:12.02) | (0:12.36) | (0:12.55) | (0:12.32) | | | |
| 7 | 6 | PUREZZA | 1 | 64.3 | 0:08.51 | 1:22.14 [7] | 1:13.63 [2] | 1:02.31 [3] | 0:50.22 [3] | 0:37.78 [4] | 0:25.37 [4] | 0:37.78 -10 | | |
| | | Olivia Webb | | 1200m | Overall | (0:08.51) | (0:11.32) | (0:12.09) | (0:12.44) | (0:12.41) | (0:12.55) | | | |
| 8 | 12 | PEACH GALANTES | 2 | 65.7 | 0:08.96 | 1:22.22 [8] | 1:13.26 [9] | 1:02.09 [6] | 0:50.07 [6] | 0:37.57 [8] | 0:25.07 [8] | 0:37.57 -7 | | |
| | | Stacey Callow | | 1200m | Overall | (0:08.96) | (0:11.17) | (0:12.02) | (0:12.50) | (0:12.50) | (0:12.44) | | | |
| 9 | 10 | SUISSE SCANDAL | 10 | 63.2 | 0:08.79 | 1:22.31 [9] | 1:13.52 [7] | 1:01.79 [10] | 0:49.53 [11] | 0:37.28 [11] | 0:24.64 [11] | 0:37.28 -10 | | |
| | | Paul Randall | | 1200m | Overall | (0:08.79) | (0:11.73) | (0:12.26) | (0:12.25) | (0:12.64) | (0:12.27) | | | |
| 10 | 8 | GUNBOAT | 9 | 64.9 | 0:09.06 | 1:23.13 [10] | 1:14.07 [10] | 1:02.68 [9] | 0:50.56 [10] | 0:38.26 [10] | 0:25.75 [10] | 0:38.26 -7 | | |
| | | Nozi Tomizawa | | 1200m | Overall | (0:09.06) | (0:11.39) | (0:12.12) | (0:12.30) | (0:12.51) | (0:12.81) | | | |

Scratched: Grand Meteor (#7), Chinchilla Ahead (#13)

Report Created: Sat 19 July 2025 17:52 GMT+10 (Note: Timing is based on position data)

Page 1/15

[] Ranking at each section and finish
-:-:- No data available at this section
NA No data available

SCN Saddle cloth number
DNF Did not finish
DNT Did not track

data processed by TRIPLESDATA



Toowoomba Professional
Race 2: 1EQUINE - FOR THE EQUINE ATHLETE BENCHMARK 62
Handicap - 1300m
19 July 2025 - 17:44



Track Rating: Good 4, Weather: Fine, Rail Position: True

| Section | | | | | Overall | 1200m | 1000m | 800m | 600m | 400m | Last 600m | | |
|-------------|-----|------------------|---------|---------------------|----------------------|----------------------|----------------------|----------------------|----------------------|----------------------|-------------|---------|---------------------------|
| Field Times | | | | | 1:21.10 (0:08.29) | 1:12.81 (0:11.14) | 1:01.67 (0:12.15) | 0:49.52 (0:12.46) | 0:37.06 (0:12.42) | 0:24.64 (0:12.19) | 0:37.06 | | |
| Rank | TAB | Horse/Jockey | Barrier | Top Speed [km/h] | Fastest Section | | | | | | | | Distance Travelled [m] |
| 11 | 2 | COMMAND APPROVED | 4 | 66.6 | 0:08.29 | 1:23.35 [11] | 1:15.06 [1] | 1:03.92 [1] | 0:51.77 [1] | 0:39.31 [1] | 0:26.79 [2] | 0:39.31 | -4 |
| | | Chloe Lowe | | 1200m | Overall | (0:08.29) | (0:11.14) | (0:12.15) | (0:12.46) | (0:12.52) | (0:12.77) | | |

Scratched: Grand Meteor (#7), Chinchilla Ahead (#13)



Toowoomba Professional
Race 2: 1EQUINE - FOR THE EQUINE ATHLETE BENCHMARK 62
Handicap - 1300m
19 July 2025 - 17:44



Track Rating: Good 4, Weather: Fine, Rail Position: True

| Section | | 200m | | | | | Last 600m | | |
|-------------|-----|----------------------|---------|---------------------|--------------------|--------------|-----------|---------------------------|--|
| Field Times | | 0:12.45 (0:12.45) | | | | | 0:37.06 | | |
| Rank | TAB | Horse/Jockey | Barrier | Top Speed [km/h] | Fastest Section | Margin | | Distance Travelled [m] | |
| 1 | 1 | THE DEPUTY | 3 | 66.2 | 0:08.75 | 0:12.34 [2] | 1:21.10 | 0:36.77 | |
| | | Rob Thorburn | | 1200m | Overall | (0:12.34) | | | |
| 2 | 3 | AMENOPHIS | 8 | 66.3 | 0:08.65 | 0:12.12 [3] | 0.1L | 0:36.64 +2 | |
| | | Kenji Yoshida | | 1200m | Overall | (0:12.12) | | | |
| 3 | 5 | CRACKER ESSGEE | 5 | 65.5 | 0:08.59 | 0:12.72 [1] | 1.6L | 0:37.24 -5 | |
| | | Shania Willis | | 1200m | Overall | (0:12.72) | | | |
| 4 | 9 | MISTER SELFIE | 11 | 64.3 | 0:09.08 | 0:12.38 [5] | 2.9L | 0:36.99 +0 | |
| | | Paul Hamblin | | 1200m | Overall | (0:12.38) | | | |
| 5 | 4 | BEARHUG | 6 | 65.8 | 0:08.88 | 0:12.49 [4] | 3L | 0:37.03 -5 | |
| | | Les Tilley | | 1200m | Overall | (0:12.49) | | | |
| 6 | 11 | BRINGME | 7 | 63.1 | 0:08.72 | 0:12.38 [8] | 5L | 0:37.25 -5 | |
| | | Tom Orr | | 1200m | Overall | (0:12.38) | | | |
| 7 | 6 | PUREZZA | 1 | 64.3 | 0:08.51 | 0:12.82 [6] | 6L | 0:37.78 -10 | |
| | | Olivia Webb | | 1200m | Overall | (0:12.82) | | | |
| 8 | 12 | PEACH GALANTES | 2 | 65.7 | 0:08.96 | 0:12.63 [9] | 6.5L | 0:37.57 -7 | |
| | | Stacey Callow | | 1200m | Overall | (0:12.63) | | | |
| 9 | 10 | SUISSE SCANDAL | 10 | 63.2 | 0:08.79 | 0:12.37 [10] | 7L | 0:37.28 -10 | |
| | | Paul Randall | | 1200m | Overall | (0:12.37) | | | |
| 10 | 8 | GUNBOAT | 9 | 64.9 | 0:09.06 | 0:12.94 [11] | 11.8L | 0:38.26 -7 | |
| | | Nozi Tomizawa | | 1200m | Overall | (0:12.94) | | | |

Scratched: Grand Meteor (#7), Chinchilla Ahead (#13)

Report Created: Sat 19 July 2025 17:52 GMT+10 (Note: Timing is based on position data)

Page 3/15

[] Ranking at each section and finish
-:-:- No data available at this section
NA No data available

SCN Saddle cloth number
DNF Did not finish
DNT Did not track

data processed by  TRIPLESDATA



Toowoomba Professional
Race 2: 1EQUINE - FOR THE EQUINE ATHLETE BENCHMARK 62
Handicap - 1300m
19 July 2025 - 17:44



Track Rating: Good 4, Weather: Fine, Rail Position: True

| Section | | | | | | 200m | Last 600m | | |
|-------------|-----|------------------|---------|---------------------|--------------------|----------------------|-----------|---------------------------|----|
| Field Times | | | | | | 0:12.45 (0:12.45) | 0:37.06 | | |
| Rank | TAB | Horse/Jockey | Barrier | Top Speed [km/h] | Fastest Section | Margin | | Distance Travelled [m] | |
| 11 | 2 | COMMAND APPROVED | 4 | 66.6 | 0:08.29 | 0:14.02 [7] | 13.1L | 0:39.31 | -4 |
| | | Chloe Lowe | | 1200m | Overall | (0:14.02) | | | |

Scratched: Grand Meteor (#7), Chinchilla Ahead (#13)



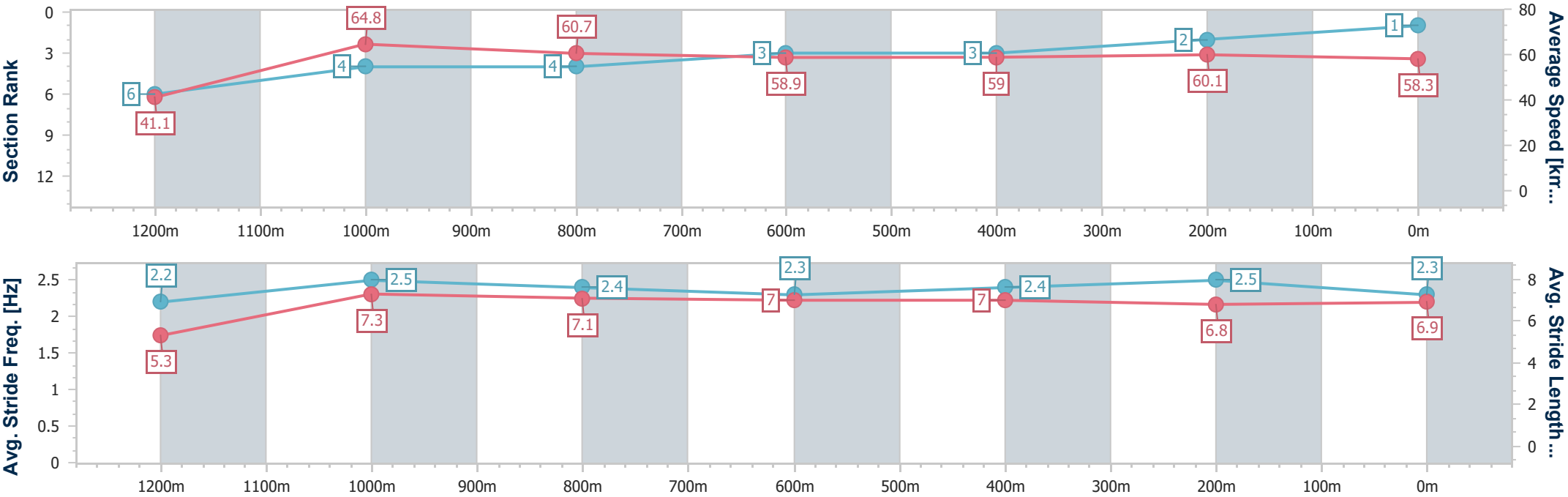
| | |
|--------------------------------|-------------------|
| Horse/Jockey Name | The Deputy |
| Final Rank | 1 |
| Fastest Section Time (Section) | 0:08.75 (Overall) |
| Top Speed [km/h] (Section) | 66.2 (1200m) |
| Race State | Finished |



ToowoombaProfessional
Race 2: 1EQUINE - FOR THE EQUINE ATHLETE BENCHMARK
62 Handicap - 1300m
19 July 2025 - 17:44
Track Rating: Good 4, Weather: Fine, Rail Position: True



| Section | Overall | 1200m | 1000m | 800m | 600m | 400m | 200m | | | | | | |
|------------------------|--------------------------|--------------------------|--------------------------|--------------------------|--------------------------|--------------------------|--------------------------|--|--|--|--|--|--|
| Section Times | 1:21.10 [1] (0:08.75) | 1:12.35 [6] (0:11.14) | 1:01.21 [4] (0:12.04) | 0:49.17 [4] (0:12.40) | 0:36.77 [3] (0:12.42) | 0:24.35 [3] (0:12.01) | 0:12.34 [2] (0:12.34) | | | | | | |
| Average Speed [km/h] | 41.1 | 64.8 | 60.7 | 58.9 | 59.0 | 60.1 | 58.3 | | | | | | |
| Top Speed [km/h] | 63.0 | 66.2 | 62.2 | 59.9 | 59.5 | 61.3 | 61.4 | | | | | | |
| Avg. Dist. to Rail [m] | 4.0 | 2.6 | 4.2 | 4.9 | 2.8 | 1.5 | 1.8 | | | | | | |
| Avg. Stride Freq. [Hz] | 2.2 | 2.5 | 2.4 | 2.3 | 2.4 | 2.5 | 2.3 | | | | | | |
| Avg. Stride Length [m] | 5.3 | 7.3 | 7.1 | 7.0 | 7.0 | 6.8 | 6.9 | | | | | | |





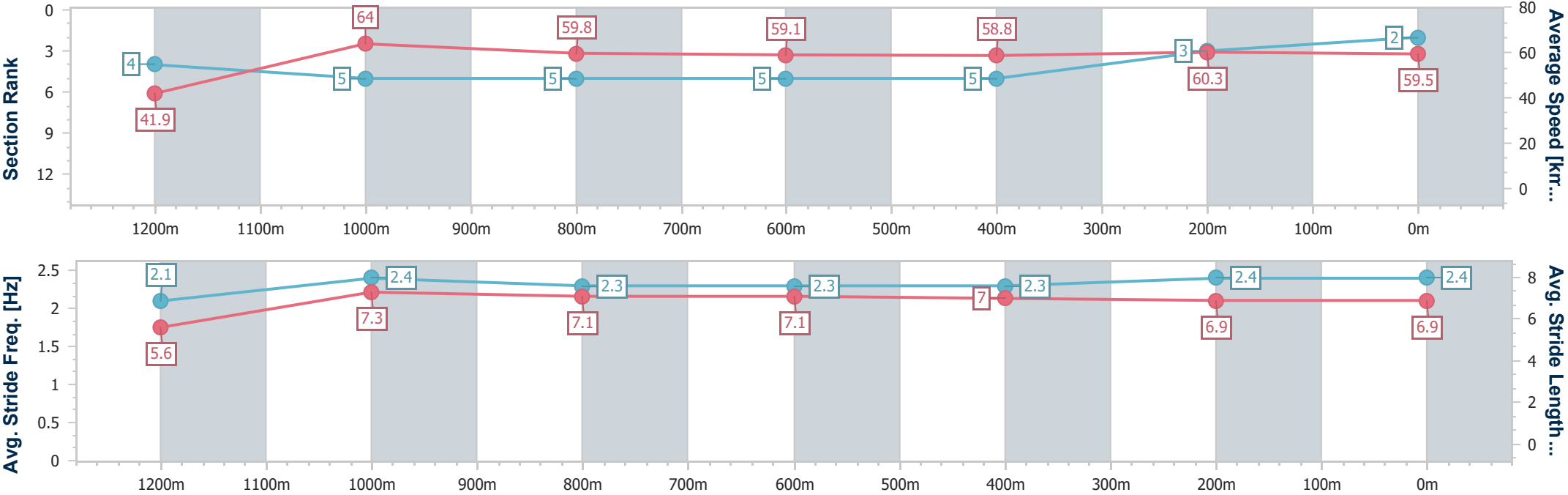
| | |
|--------------------------------|-------------------|
| Horse/Jockey Name | Amenophis |
| Final Rank | 2 |
| Fastest Section Time (Section) | 0:08.65 (Overall) |
| Top Speed [km/h] (Section) | 66.3 (1200m) |
| Race State | Finished |



ToowoombaProfessional
Race 2: 1EQUINE - FOR THE EQUINE ATHLETE BENCHMARK
62 Handicap - 1300m
19 July 2025 - 17:44
Track Rating: Good 4, Weather: Fine, Rail Position: True



| Section | Overall | 1200m | 1000m | 800m | 600m | 400m | 200m | | | | | | |
|------------------------|--------------------------|--------------------------|--------------------------|--------------------------|--------------------------|--------------------------|--------------------------|--|--|--|--|--|--|
| Section Times | 1:21.11 [2] (0:08.65) | 1:12.46 [4] (0:11.30) | 1:01.16 [5] (0:12.15) | 0:49.01 [5] (0:12.37) | 0:36.64 [5] (0:12.43) | 0:24.21 [5] (0:12.09) | 0:12.12 [3] (0:12.12) | | | | | | |
| Average Speed [km/h] | 41.9 | 64.0 | 59.8 | 59.1 | 58.8 | 60.3 | 59.5 | | | | | | |
| Top Speed [km/h] | 61.0 | 66.3 | 62.1 | 59.4 | 59.8 | 61.1 | 60.7 | | | | | | |
| Avg. Dist. to Rail [m] | 11.0 | 4.9 | 3.6 | 3.5 | 3.1 | 3.5 | 1.6 | | | | | | |
| Avg. Stride Freq. [Hz] | 2.1 | 2.4 | 2.3 | 2.3 | 2.3 | 2.4 | 2.4 | | | | | | |
| Avg. Stride Length [m] | 5.6 | 7.3 | 7.1 | 7.1 | 7.0 | 6.9 | 6.9 | | | | | | |





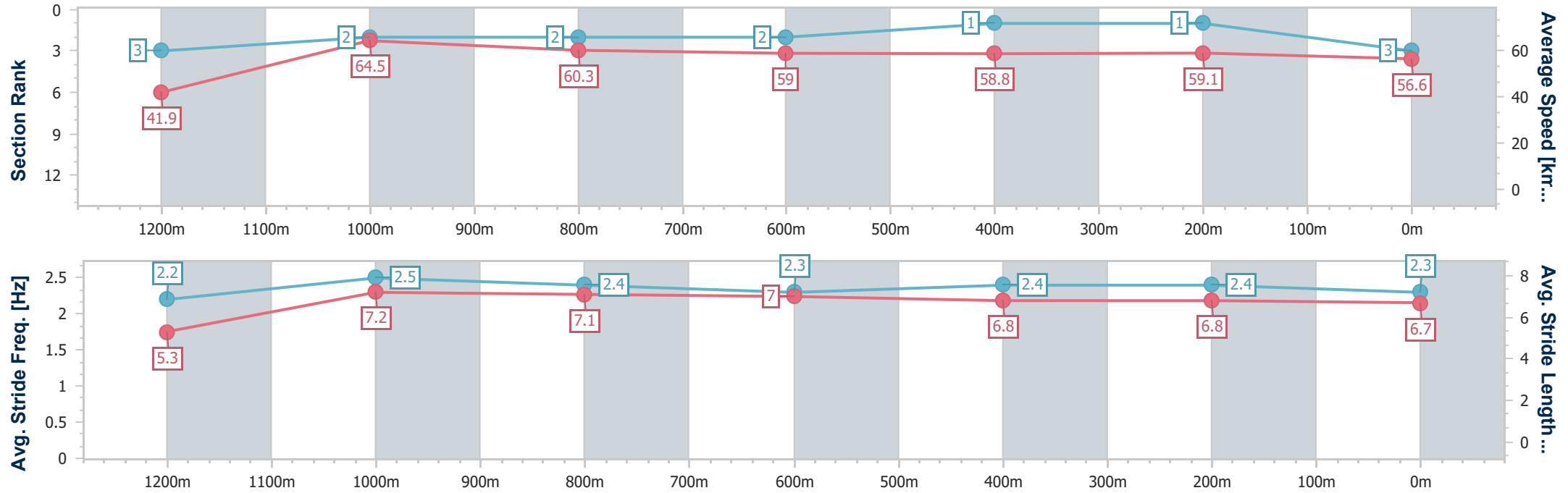
| | |
|--------------------------------|-------------------|
| Horse/Jockey Name | Cracker Essgee |
| Final Rank | 3 |
| Fastest Section Time (Section) | 0:08.59 (Overall) |
| Top Speed [km/h] (Section) | 65.5 (1200m) |
| Race State | Finished |



ToowoombaProfessional
Race 2: 1EQUINE - FOR THE EQUINE ATHLETE BENCHMARK
62 Handicap - 1300m
19 July 2025 - 17:44
Track Rating: Good 4, Weather: Fine, Rail Position: True



| Section | Overall | 1200m | 1000m | 800m | 600m | 400m | 200m | | | | | | |
|------------------------|--------------------------|--------------------------|--------------------------|--------------------------|--------------------------|--------------------------|--------------------------|--|--|--|--|--|--|
| Section Times | 1:21.37 [3] (0:08.59) | 1:12.78 [3] (0:11.19) | 1:01.59 [2] (0:12.02) | 0:49.57 [2] (0:12.33) | 0:37.24 [2] (0:12.33) | 0:24.91 [1] (0:12.19) | 0:12.72 [1] (0:12.72) | | | | | | |
| Average Speed [km/h] | 41.9 | 64.5 | 60.3 | 59.0 | 58.8 | 59.1 | 56.6 | | | | | | |
| Top Speed [km/h] | 62.8 | 65.5 | 62.7 | 61.0 | 59.5 | 60.0 | 59.1 | | | | | | |
| Avg. Dist. to Rail [m] | 7.0 | 3.7 | 2.8 | 2.3 | 1.6 | 1.2 | 1.0 | | | | | | |
| Avg. Stride Freq. [Hz] | 2.2 | 2.5 | 2.4 | 2.3 | 2.4 | 2.4 | 2.3 | | | | | | |
| Avg. Stride Length [m] | 5.3 | 7.2 | 7.1 | 7.0 | 6.8 | 6.8 | 6.7 | | | | | | |





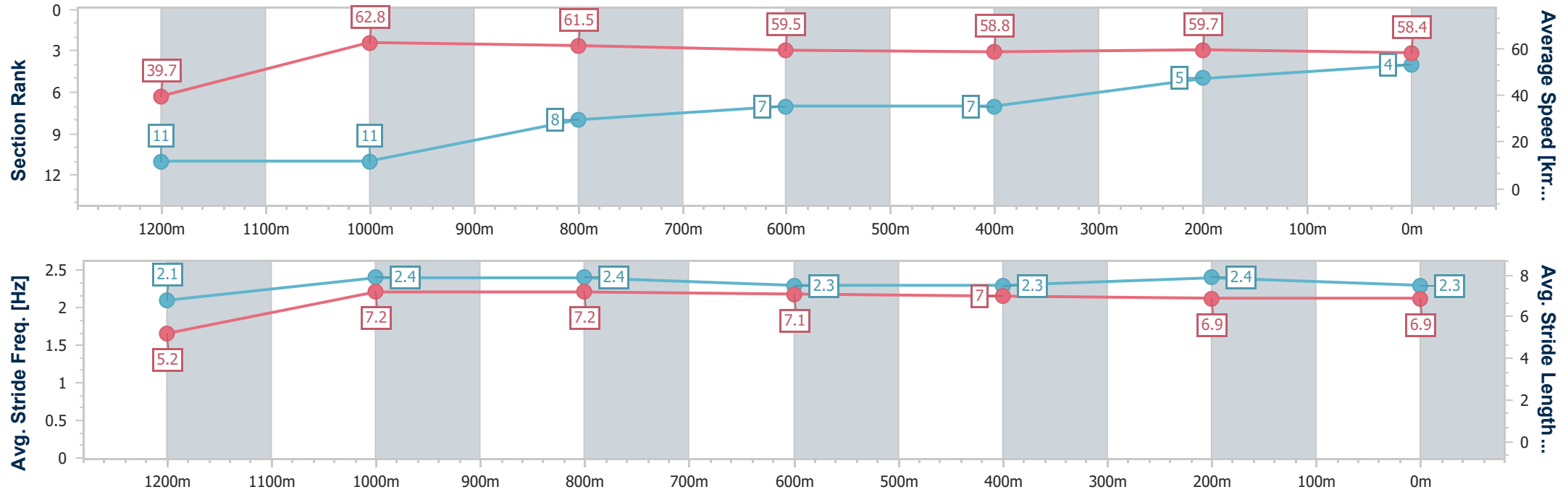
| | |
|--------------------------------|-------------------|
| Horse/Jockey Name | Mister Selfie |
| Final Rank | 4 |
| Fastest Section Time (Section) | 0:09.08 (Overall) |
| Top Speed [km/h] (Section) | 64.3 (1200m) |
| Race State | Finished |



ToowoombaProfessional
Race 2: 1EQUINE - FOR THE EQUINE ATHLETE BENCHMARK
62 Handicap - 1300m
19 July 2025 - 17:44
Track Rating: Good 4, Weather: Fine, Rail Position: True



| Section | Overall | 1200m | 1000m | 800m | 600m | 400m | 200m | | | | | | |
|------------------------|--------------------------|---------------------------|---------------------------|--------------------------|--------------------------|--------------------------|-------------|--|--|--|--|--|--|
| Section Times | 1:21.58 [4] (0:09.08) | 1:12.50 [11] (0:11.54) | 1:00.96 [11] (0:11.71) | 0:49.25 [8] (0:12.26) | 0:36.99 [7] (0:12.48) | 0:24.51 [7] (0:12.13) | 0:12.38 [5] | | | | | | |
| Average Speed [km/h] | 39.7 | 62.8 | 61.5 | 59.5 | 58.8 | 59.7 | 58.4 | | | | | | |
| Top Speed [km/h] | 58.5 | 64.3 | 63.8 | 60.5 | 59.8 | 61.6 | 59.2 | | | | | | |
| Avg. Dist. to Rail [m] | 11.5 | 4.5 | 2.1 | 3.5 | 3.2 | 3.3 | 3.5 | | | | | | |
| Avg. Stride Freq. [Hz] | 2.1 | 2.4 | 2.4 | 2.3 | 2.3 | 2.4 | 2.3 | | | | | | |
| Avg. Stride Length [m] | 5.2 | 7.2 | 7.2 | 7.1 | 7.0 | 6.9 | 6.9 | | | | | | |





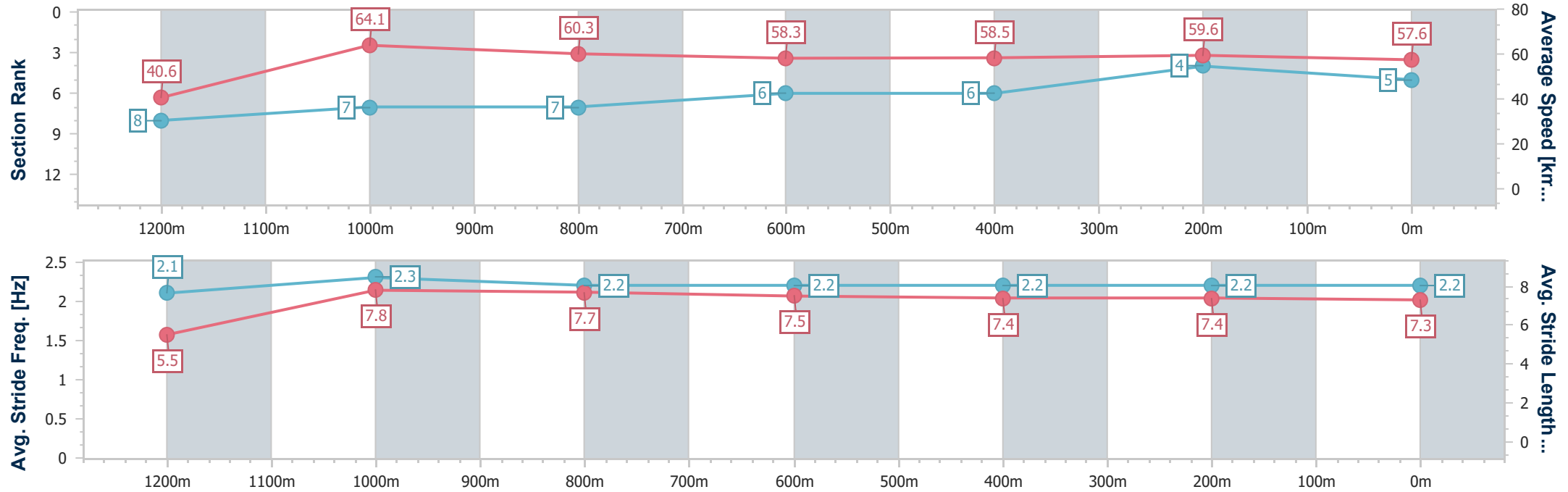
| | |
|--------------------------------|-------------------|
| Horse/Jockey Name | Bearhug |
| Final Rank | 5 |
| Fastest Section Time (Section) | 0:08.88 (Overall) |
| Top Speed [km/h] (Section) | 65.8 (1200m) |
| Race State | Finished |



ToowoombaProfessional
Race 2: 1EQUINE - FOR THE EQUINE ATHLETE BENCHMARK
62 Handicap - 1300m
19 July 2025 - 17:44
Track Rating: Good 4, Weather: Fine, Rail Position: True



| Section | Overall | 1200m | 1000m | 800m | 600m | 400m | 200m | | | | | | |
|------------------------|--------------------------|--------------------------|--------------------------|--------------------------|--------------------------|--------------------------|--------------------------|--|--|--|--|--|--|
| Section Times | 1:21.59 [5] (0:08.88) | 1:12.71 [8] (0:11.28) | 1:01.43 [7] (0:12.01) | 0:49.42 [7] (0:12.39) | 0:37.03 [6] (0:12.36) | 0:24.67 [6] (0:12.18) | 0:12.49 [4] (0:12.49) | | | | | | |
| Average Speed [km/h] | 40.6 | 64.1 | 60.3 | 58.3 | 58.5 | 59.6 | 57.6 | | | | | | |
| Top Speed [km/h] | 61.3 | 65.8 | 62.5 | 59.7 | 59.5 | 60.4 | 58.9 | | | | | | |
| Avg. Dist. to Rail [m] | 7.7 | 3.3 | 2.2 | 1.6 | 1.1 | 1.6 | 0.3 | | | | | | |
| Avg. Stride Freq. [Hz] | 2.1 | 2.3 | 2.2 | 2.2 | 2.2 | 2.2 | 2.2 | | | | | | |
| Avg. Stride Length [m] | 5.5 | 7.8 | 7.7 | 7.5 | 7.4 | 7.4 | 7.3 | | | | | | |





| | |
|--------------------------------|-------------------|
| Horse/Jockey Name | Bringme |
| Final Rank | 6 |
| Fastest Section Time (Section) | 0:08.72 (Overall) |
| Top Speed [km/h] (Section) | 63.1 (1200m) |
| Race State | Finished |

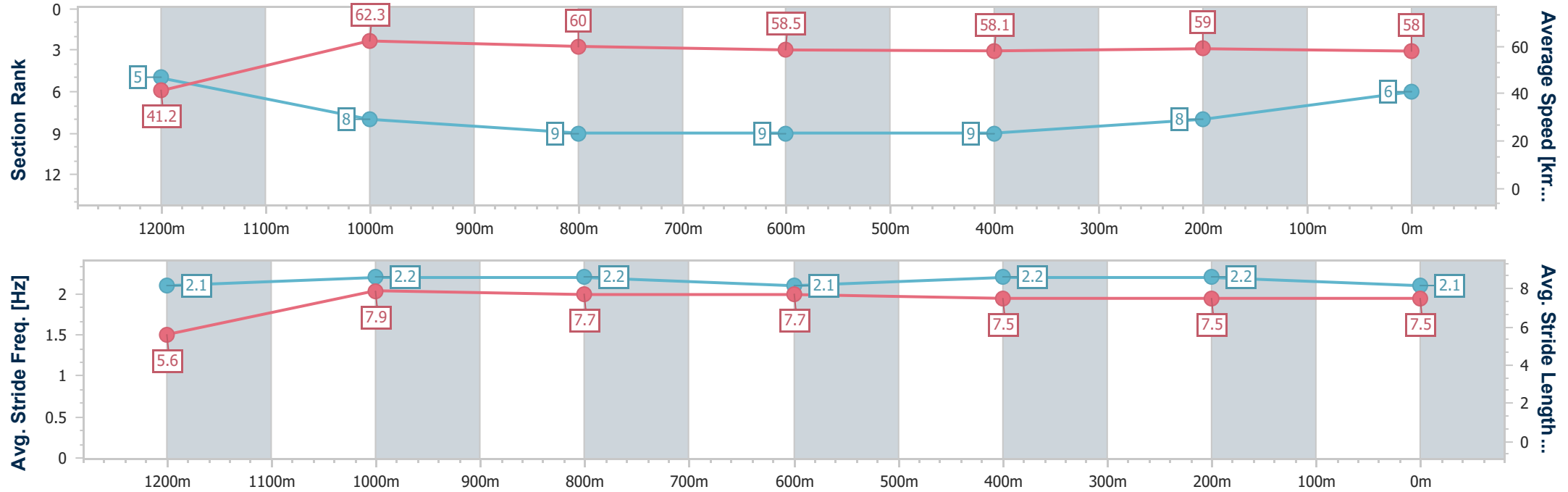


ToowoombaProfessional
Race 2: 1EQUINE - FOR THE EQUINE ATHLETE BENCHMARK
62 Handicap - 1300m
19 July 2025 - 17:44



Track Rating: Good 4, Weather: Fine, Rail Position: True

| Section | Overall | 1200m | 1000m | 800m | 600m | 400m | 200m | | | | | | |
|------------------------|--------------------------|--------------------------|--------------------------|--------------------------|--------------------------|--------------------------|--------------------------|--|--|--|--|--|--|
| Section Times | 1:21.94 [6] (0:08.72) | 1:13.22 [5] (0:11.59) | 1:01.63 [8] (0:12.02) | 0:49.61 [9] (0:12.36) | 0:37.25 [9] (0:12.55) | 0:24.70 [9] (0:12.32) | 0:12.38 [8] (0:12.38) | | | | | | |
| Average Speed [km/h] | 41.2 | 62.3 | 60.0 | 58.5 | 58.1 | 59.0 | 58.0 | | | | | | |
| Top Speed [km/h] | 59.7 | 63.1 | 61.3 | 59.9 | 59.2 | 59.6 | 59.4 | | | | | | |
| Avg. Dist. to Rail [m] | 6.0 | 1.9 | 0.7 | 1.3 | 2.3 | 3.1 | 2.3 | | | | | | |
| Avg. Stride Freq. [Hz] | 2.1 | 2.2 | 2.2 | 2.1 | 2.2 | 2.2 | 2.1 | | | | | | |
| Avg. Stride Length [m] | 5.6 | 7.9 | 7.7 | 7.7 | 7.5 | 7.5 | 7.5 | | | | | | |





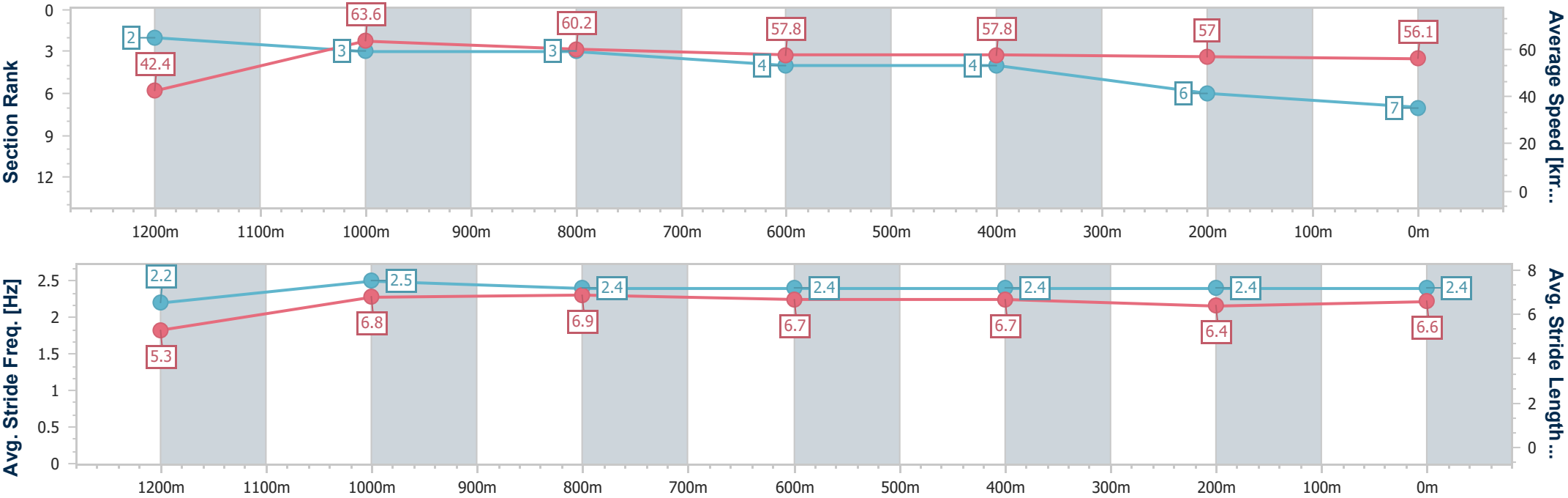
| | |
|--------------------------------|-------------------|
| Horse/Jockey Name | Purezza |
| Final Rank | 7 |
| Fastest Section Time (Section) | 0:08.51 (Overall) |
| Top Speed [km/h] (Section) | 64.3 (1200m) |
| Race State | Finished |



ToowoombaProfessional
Race 2: 1EQUINE - FOR THE EQUINE ATHLETE BENCHMARK
62 Handicap - 1300m
19 July 2025 - 17:44
Track Rating: Good 4, Weather: Fine, Rail Position: True



| Section | Overall | 1200m | 1000m | 800m | 600m | 400m | 200m | | | | | | |
|------------------------|--------------------------|--------------------------|--------------------------|--------------------------|--------------------------|--------------------------|--------------------------|--|--|--|--|--|--|
| Section Times | 1:22.14 [7] (0:08.51) | 1:13.63 [2] (0:11.32) | 1:02.31 [3] (0:12.09) | 0:50.22 [3] (0:12.44) | 0:37.78 [4] (0:12.41) | 0:25.37 [4] (0:12.55) | 0:12.82 [6] (0:12.82) | | | | | | |
| Average Speed [km/h] | 42.4 | 63.6 | 60.2 | 57.8 | 57.8 | 57.0 | 56.1 | | | | | | |
| Top Speed [km/h] | 63.2 | 64.3 | 62.2 | 59.9 | 58.4 | 57.8 | 57.5 | | | | | | |
| Avg. Dist. to Rail [m] | 2.8 | 3.5 | 3.0 | 0.7 | 1.7 | 1.6 | 1.6 | | | | | | |
| Avg. Stride Freq. [Hz] | 2.2 | 2.5 | 2.4 | 2.4 | 2.4 | 2.4 | 2.4 | | | | | | |
| Avg. Stride Length [m] | 5.3 | 6.8 | 6.9 | 6.7 | 6.7 | 6.4 | 6.6 | | | | | | |





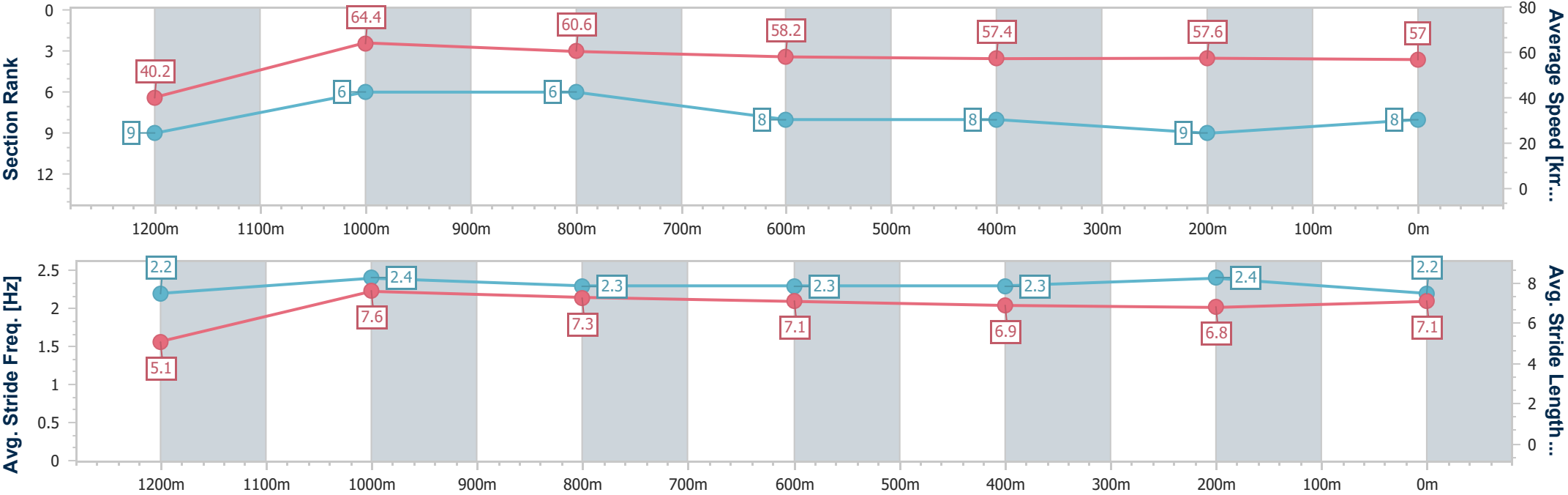
| | |
|--------------------------------|-------------------|
| Horse/Jockey Name | Peach Galantes |
| Final Rank | 8 |
| Fastest Section Time (Section) | 0:08.96 (Overall) |
| Top Speed [km/h] (Section) | 65.7 (1200m) |
| Race State | Finished |



ToowoombaProfessional
Race 2: 1EQUINE - FOR THE EQUINE ATHLETE BENCHMARK
62 Handicap - 1300m
19 July 2025 - 17:44
Track Rating: Good 4, Weather: Fine, Rail Position: True



| Section | Overall | 1200m | 1000m | 800m | 600m | 400m | 200m | | | | | | |
|------------------------|--------------------------|--------------------------|--------------------------|--------------------------|--------------------------|--------------------------|--------------------------|--|--|--|--|--|--|
| Section Times | 1:22.22 [8] (0:08.96) | 1:13.26 [9] (0:11.17) | 1:02.09 [6] (0:12.02) | 0:50.07 [6] (0:12.50) | 0:37.57 [8] (0:12.50) | 0:25.07 [8] (0:12.44) | 0:12.63 [9] (0:12.63) | | | | | | |
| Average Speed [km/h] | 40.2 | 64.4 | 60.6 | 58.2 | 57.4 | 57.6 | 57.0 | | | | | | |
| Top Speed [km/h] | 64.2 | 65.7 | 62.7 | 60.0 | 58.9 | 58.8 | 57.1 | | | | | | |
| Avg. Dist. to Rail [m] | 6.0 | 3.1 | 3.2 | 1.9 | 0.7 | 1.2 | 0.5 | | | | | | |
| Avg. Stride Freq. [Hz] | 2.2 | 2.4 | 2.3 | 2.3 | 2.3 | 2.4 | 2.2 | | | | | | |
| Avg. Stride Length [m] | 5.1 | 7.6 | 7.3 | 7.1 | 6.9 | 6.8 | 7.1 | | | | | | |





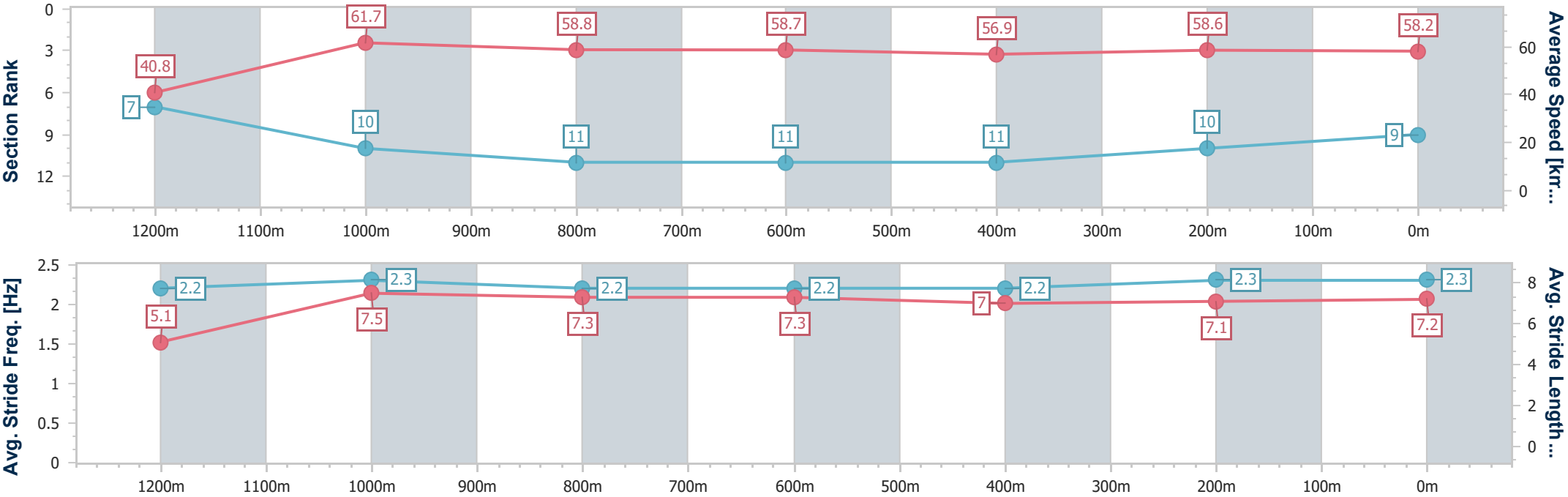
| | |
|--------------------------------|-------------------|
| Horse/Jockey Name | Suisse Scandal |
| Final Rank | 9 |
| Fastest Section Time (Section) | 0:08.79 (Overall) |
| Top Speed [km/h] (Section) | 63.2 (1200m) |
| Race State | Finished |



ToowoombaProfessional
Race 2: 1EQUINE - FOR THE EQUINE ATHLETE BENCHMARK
62 Handicap - 1300m
19 July 2025 - 17:44
Track Rating: Good 4, Weather: Fine, Rail Position: True



| Section | Overall | 1200m | 1000m | 800m | 600m | 400m | 200m | | | | | | |
|------------------------|--------------------------|--------------------------|---------------------------|---------------------------|---------------------------|---------------------------|---------------------------|--|--|--|--|--|--|
| Section Times | 1:22.31 [9] (0:08.79) | 1:13.52 [7] (0:11.73) | 1:01.79 [10] (0:12.26) | 0:49.53 [11] (0:12.25) | 0:37.28 [11] (0:12.64) | 0:24.64 [11] (0:12.27) | 0:12.37 [10] (0:12.37) | | | | | | |
| Average Speed [km/h] | 40.8 | 61.7 | 58.8 | 58.7 | 56.9 | 58.6 | 58.2 | | | | | | |
| Top Speed [km/h] | 59.1 | 63.2 | 60.0 | 59.8 | 58.2 | 59.7 | 58.8 | | | | | | |
| Avg. Dist. to Rail [m] | 10.1 | 5.3 | 1.4 | 0.3 | 0.2 | 0.6 | 2.0 | | | | | | |
| Avg. Stride Freq. [Hz] | 2.2 | 2.3 | 2.2 | 2.2 | 2.2 | 2.3 | 2.3 | | | | | | |
| Avg. Stride Length [m] | 5.1 | 7.5 | 7.3 | 7.3 | 7.0 | 7.1 | 7.2 | | | | | | |





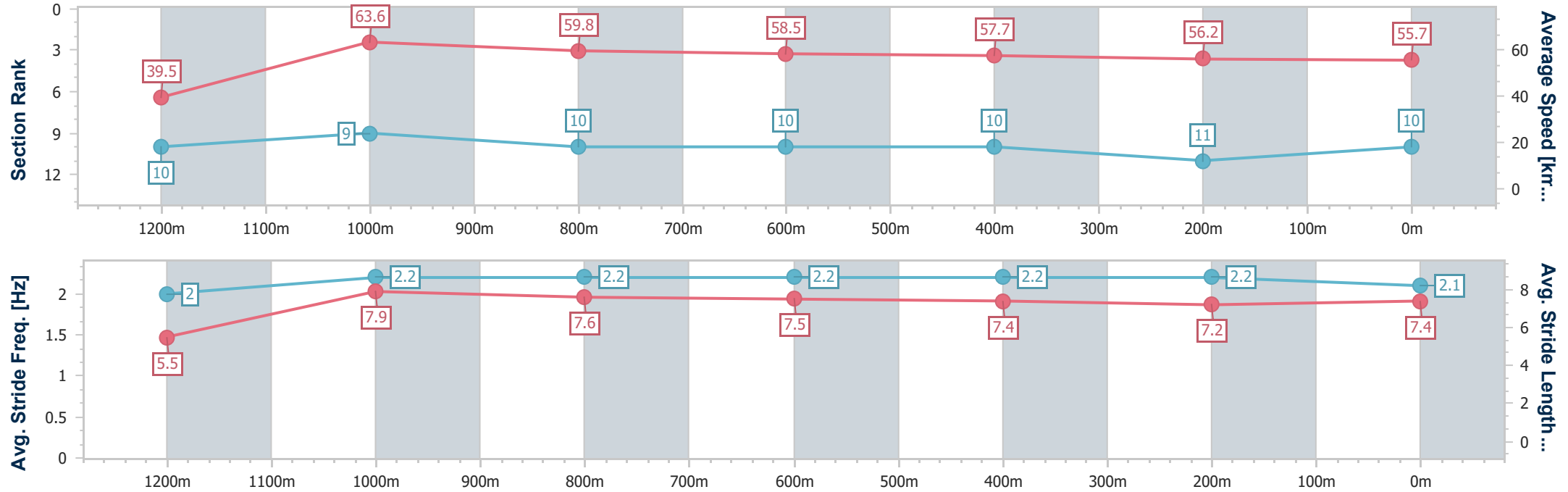
| | |
|--------------------------------|-------------------|
| Horse/Jockey Name | Gunboat |
| Final Rank | 10 |
| Fastest Section Time (Section) | 0:09.06 (Overall) |
| Top Speed [km/h] (Section) | 64.9 (1200m) |
| Race State | Finished |



ToowoombaProfessional
Race 2: 1EQUINE - FOR THE EQUINE ATHLETE BENCHMARK
62 Handicap - 1300m
19 July 2025 - 17:44
Track Rating: Good 4, Weather: Fine, Rail Position: True



| Section | Overall | 1200m | 1000m | 800m | 600m | 400m | 200m | | | | | | |
|------------------------|---------------------------|---------------------------|--------------------------|---------------------------|---------------------------|---------------------------|---------------------------|--|--|--|--|--|--|
| Section Times | 1:23.13 [10] (0:09.06) | 1:14.07 [10] (0:11.39) | 1:02.68 [9] (0:12.12) | 0:50.56 [10] (0:12.30) | 0:38.26 [10] (0:12.51) | 0:25.75 [10] (0:12.81) | 0:12.94 [11] (0:12.94) | | | | | | |
| Average Speed [km/h] | 39.5 | 63.6 | 59.8 | 58.5 | 57.7 | 56.2 | 55.7 | | | | | | |
| Top Speed [km/h] | 59.6 | 64.9 | 63.2 | 60.6 | 58.6 | 56.8 | 56.0 | | | | | | |
| Avg. Dist. to Rail [m] | 8.9 | 2.2 | 2.2 | 0.5 | 0.5 | 0.4 | 1.6 | | | | | | |
| Avg. Stride Freq. [Hz] | 2.0 | 2.2 | 2.2 | 2.2 | 2.2 | 2.2 | 2.1 | | | | | | |
| Avg. Stride Length [m] | 5.5 | 7.9 | 7.6 | 7.5 | 7.4 | 7.2 | 7.4 | | | | | | |





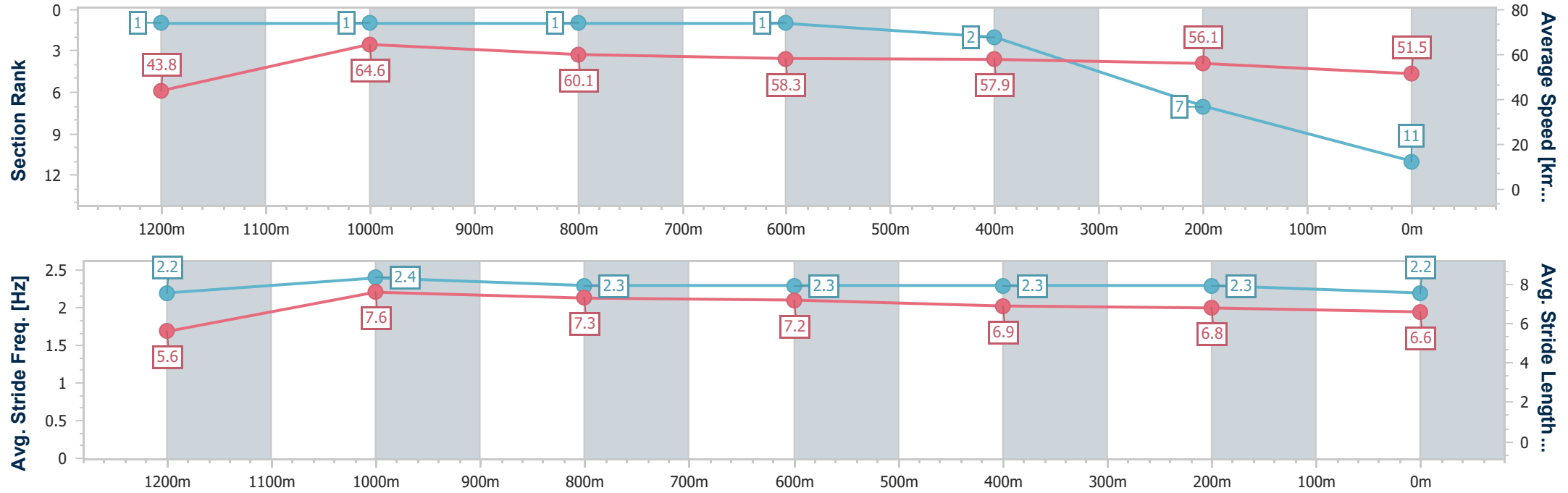
| | |
|--------------------------------|-------------------|
| Horse/Jockey Name | Command Approved |
| Final Rank | 11 |
| Fastest Section Time (Section) | 0:08.29 (Overall) |
| Top Speed [km/h] (Section) | 66.6 (1200m) |
| Race State | Finished |



ToowoombaProfessional
Race 2: 1EQUINE - FOR THE EQUINE ATHLETE BENCHMARK
62 Handicap - 1300m
19 July 2025 - 17:44
Track Rating: Good 4, Weather: Fine, Rail Position: True



| Section | Overall | 1200m | 1000m | 800m | 600m | 400m | 200m | | | | | | |
|------------------------|---------------------------|--------------------------|--------------------------|--------------------------|--------------------------|--------------------------|--------------------------|--|--|--|--|--|--|
| Section Times | 1:23.35 [11] (0:08.29) | 1:15.06 [1] (0:11.14) | 1:03.92 [1] (0:12.15) | 0:51.77 [1] (0:12.46) | 0:39.31 [1] (0:12.52) | 0:26.79 [2] (0:12.77) | 0:14.02 [7] (0:14.02) | | | | | | |
| Average Speed [km/h] | 43.8 | 64.6 | 60.1 | 58.3 | 57.9 | 56.1 | 51.5 | | | | | | |
| Top Speed [km/h] | 63.7 | 66.6 | 62.3 | 59.4 | 58.4 | 57.3 | 54.3 | | | | | | |
| Avg. Dist. to Rail [m] | 7.7 | 5.7 | 4.6 | 2.1 | 0.8 | 1.1 | 1.5 | | | | | | |
| Avg. Stride Freq. [Hz] | 2.2 | 2.4 | 2.3 | 2.3 | 2.3 | 2.3 | 2.2 | | | | | | |
| Avg. Stride Length [m] | 5.6 | 7.6 | 7.3 | 7.2 | 6.9 | 6.8 | 6.6 | | | | | | |





Toowoomba Professional
Race 3: SOUTHERN CROSS SHEDS RATINGS BAND 0 - 62 Handicap - 1000m
19 July 2025 - 18:19



Track Rating: Good 4, Weather: Fine, Rail Position: True

| Section | | | | | | | Overall | 800m | 600m | 400m | 200m | Last 600m | | |
|-------------|-----|--------------------|---------|---------------------|--------------------|--------------|----------------------|----------------------|----------------------|----------------------|----------------------|-------------|--------|---------------------------|
| Field Times | | | | | | | 1:01.15 (0:13.62) | 0:47.53 (0:11.21) | 0:36.32 (0:11.92) | 0:24.40 (0:11.92) | 0:12.48 (0:12.48) | 0:36.32 | | |
| Rank | TAB | Horse/Jockey | Barrier | Top Speed [km/h] | Fastest Section | | | | | | | | Margin | Distance Travelled [m] |
| 1 | 8 | MISS DE BLAAS | 8 | 67.6 | 0:11.22 | 1:01.15 [1] | 0:47.53 [1] | 0:36.31 [2] | 0:24.40 [1] | 0:12.48 [1] | 1:01.15 | 0:36.31 | | |
| | | Olivia Webb | | 800m | 800m | (0:13.62) | (0:11.22) | (0:11.91) | (0:11.92) | (0:12.48) | | | | |
| 2 | 10 | ADDICTIVE PIRANHA | 1 | 65.1 | 0:11.26 | 1:01.42 [2] | 0:47.61 [4] | 0:36.35 [3] | 0:24.56 [3] | 0:12.51 [2] | 1.5L | 0:36.35 -10 | | |
| | | Kelsey Lenton | | 800m | 800m | (0:13.81) | (0:11.26) | (0:11.79) | (0:12.05) | (0:12.51) | | | | |
| 3 | 9 | SAVVY SONG | 9 | 66.2 | 0:11.28 | 1:01.44 [3] | 0:47.53 [6] | 0:36.25 [5] | 0:24.36 [5] | 0:12.29 [5] | 1.6L | 0:36.25 +3 | | |
| | | Tom Orr | | 800m | 800m | (0:13.91) | (0:11.28) | (0:11.89) | (0:12.07) | (0:12.29) | | | | |
| 4 | 6 | ELECTRIC ARROW | 10 | 66.4 | 0:11.32 | 1:01.54 [4] | 0:47.32 [10] | 0:36.00 [9] | 0:24.18 [8] | 0:12.27 [6] | 2.1L | 0:36.00 -1 | | |
| | | Chelsea Baker | | Overall | 800m | (0:14.22) | (0:11.32) | (0:11.82) | (0:11.91) | (0:12.27) | | | | |
| 5 | 11 | HEAVENLY AZ | 6 | 67.1 | 0:11.27 | 1:01.56 [5] | 0:47.75 [3] | 0:36.48 [4] | 0:24.67 [4] | 0:12.49 [4] | 2.2L | 0:36.48 -1 | | |
| | | Nozi Tomizawa | | Overall | 800m | (0:13.81) | (0:11.27) | (0:11.81) | (0:12.18) | (0:12.49) | | | | |
| 6 | 1 | SHAKE'N'BAKE | 7 | 65.9 | 0:11.33 | 1:01.98 [6] | 0:47.87 [8] | 0:36.54 [8] | 0:24.52 [9] | 0:12.31 [9] | 4.7L | 0:36.54 -4 | | |
| | | Chloe Lowe | | Overall | 800m | (0:14.11) | (0:11.33) | (0:12.02) | (0:12.21) | (0:12.31) | | | | |
| 7 | 2 | KING OF THE JUNGLE | 4 | 66.7 | 0:11.16 | 1:02.07 [7] | 0:48.40 [2] | 0:37.24 [1] | 0:25.26 [2] | 0:13.08 [3] | 5.2L | 0:37.24 -4 | | |
| | | Les Tilley | | 800m | 800m | (0:13.67) | (0:11.16) | (0:11.98) | (0:12.18) | (0:13.08) | | | | |
| 8 | 7 | MAY | 3 | 65.2 | 0:11.39 | 1:02.10 [8] | 0:48.20 [5] | 0:36.81 [7] | 0:24.79 [7] | 0:12.54 [8] | 5.4L | 0:36.81 -1 | | |
| | | Stacey Callow | | Overall | 800m | (0:13.90) | (0:11.39) | (0:12.02) | (0:12.25) | (0:12.54) | | | | |
| 9 | 5 | ROCONONO | 5 | 64.2 | 0:11.38 | 1:02.31 [9] | 0:48.13 [9] | 0:36.75 [10] | 0:24.81 [10] | 0:12.64 [9] | 6.4L | 0:36.75 -8 | | |
| | | Shania Willis | | 800m | 800m | (0:14.18) | (0:11.38) | (0:11.94) | (0:12.17) | (0:12.64) | | | | |
| 10 | 4 | BAD FOREST | 2 | 66.5 | 0:11.28 | 1:02.47 [10] | 0:48.53 [7] | 0:37.25 [6] | 0:25.29 [6] | 0:13.14 [7] | 7.2L | 0:37.25 -1 | | |
| | | Rob Thorburn | | 800m | 800m | (0:13.94) | (0:11.28) | (0:11.96) | (0:12.15) | (0:13.14) | | | | |

Scratched: The Sun Dance (#3)

Report Created: Sat 19 July 2025 18:55 GMT+10

(Note: Timing is based on position data)

Page 1/11

[] Ranking at each section and finish
-:-:- No data available at this section
NA No data available

SCN Saddle cloth number
DNF Did not finish
DNT Did not track

data processed by  TRIPLESDATA



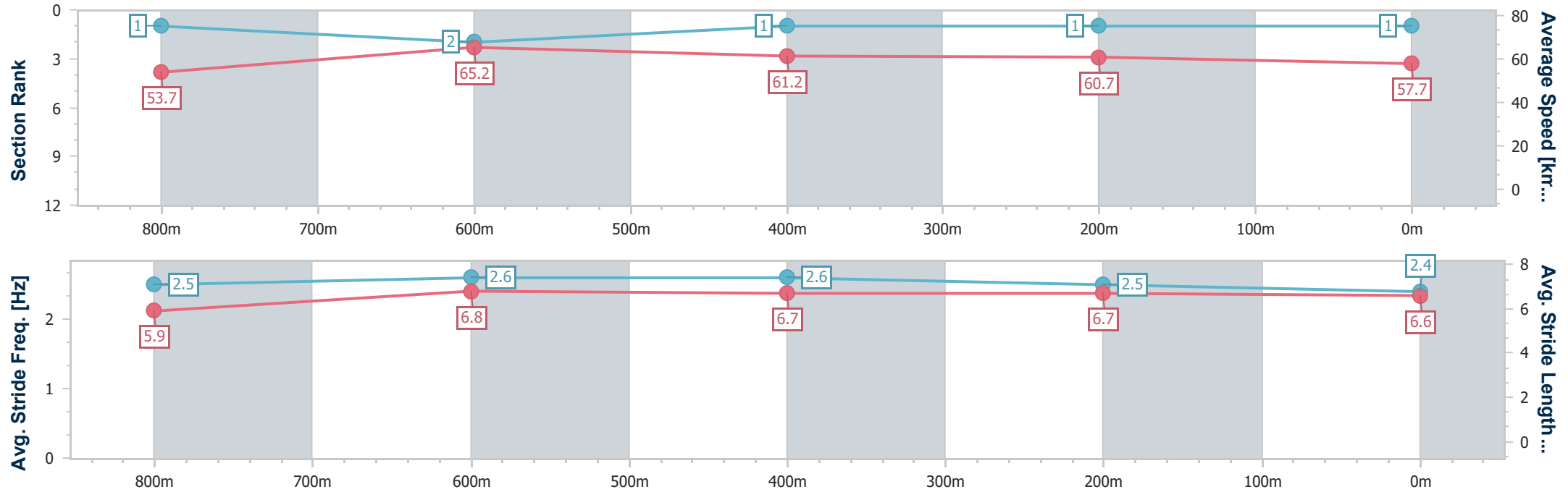
| | |
|--------------------------------|----------------|
| Horse/Jockey Name | Miss De Blaas |
| Final Rank | 1 |
| Fastest Section Time (Section) | 0:11.22 (800m) |
| Top Speed [km/h] (Section) | 67.6 (800m) |
| Race State | Finished |



ToowoombaProfessional
Race 3: SOUTHERN CROSS SHEDS RATINGS BAND 0 - 62
Handicap - 1000m
19 July 2025 - 18:19
Track Rating: Good 4, Weather: Fine, Rail Position: True



| Section | Overall | 800m | 600m | 400m | 200m | | | | | | | | | | |
|------------------------|--------------------------|--------------------------|--------------------------|--------------------------|--------------------------|--|--|--|--|--|--|--|--|--|--|
| Section Times | 1:01.15 [1] (0:13.62) | 0:47.53 [1] (0:11.22) | 0:36.31 [2] (0:11.91) | 0:24.40 [1] (0:11.92) | 0:12.48 [1] (0:12.48) | | | | | | | | | | |
| Average Speed [km/h] | 53.7 | 65.2 | 61.2 | 60.7 | 57.7 | | | | | | | | | | |
| Top Speed [km/h] | 66.9 | 67.6 | 64.1 | 61.7 | 59.8 | | | | | | | | | | |
| Avg. Dist. to Rail [m] | 8.5 | 4.1 | 2.3 | 1.3 | 1.5 | | | | | | | | | | |
| Avg. Stride Freq. [Hz] | 2.5 | 2.6 | 2.6 | 2.5 | 2.4 | | | | | | | | | | |
| Avg. Stride Length [m] | 5.9 | 6.8 | 6.7 | 6.7 | 6.6 | | | | | | | | | | |





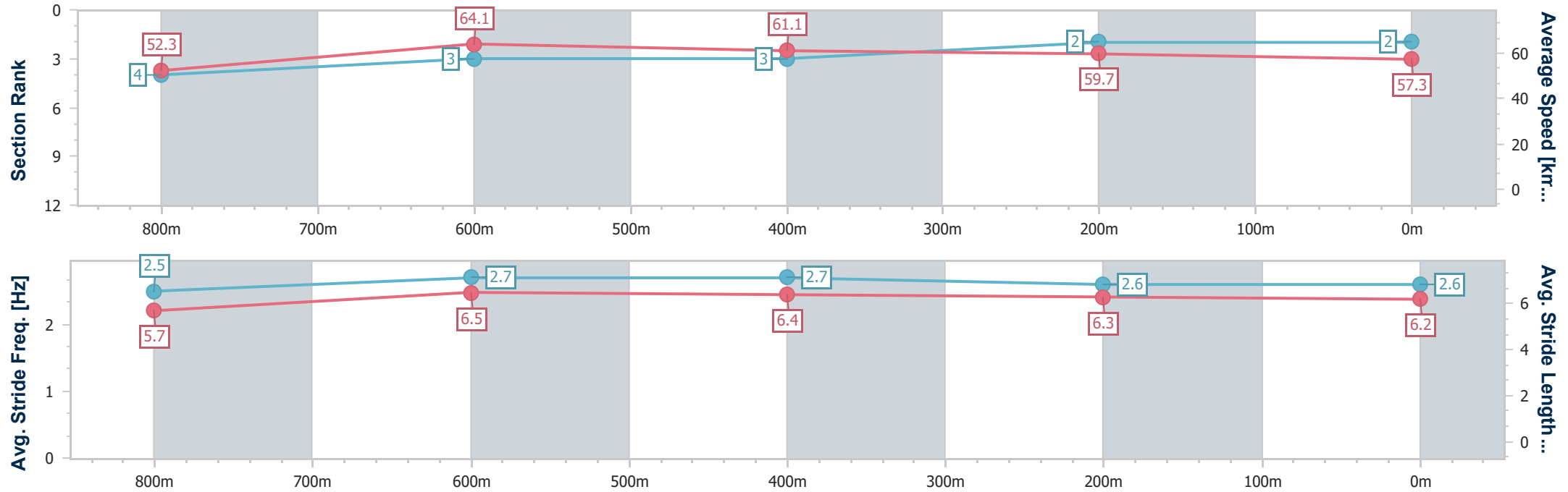
| | |
|--------------------------------|-------------------|
| Horse/Jockey Name | Addictive Piranha |
| Final Rank | 2 |
| Fastest Section Time (Section) | 0:11.26 (800m) |
| Top Speed [km/h] (Section) | 65.1 (800m) |
| Race State | Finished |



ToowoombaProfessional
Race 3: SOUTHERN CROSS SHEDS RATINGS BAND 0 - 62
Handicap - 1000m
19 July 2025 - 18:19
Track Rating: Good 4, Weather: Fine, Rail Position: True



| Section | Overall | 800m | 600m | 400m | 200m | | | | | | | | | | |
|------------------------|--------------------------|--------------------------|--------------------------|--------------------------|--------------------------|--|--|--|--|--|--|--|--|--|--|
| Section Times | 1:01.42 [2] (0:13.81) | 0:47.61 [4] (0:11.26) | 0:36.35 [3] (0:11.79) | 0:24.56 [3] (0:12.05) | 0:12.51 [2] (0:12.51) | | | | | | | | | | |
| Average Speed [km/h] | 52.3 | 64.1 | 61.1 | 59.7 | 57.3 | | | | | | | | | | |
| Top Speed [km/h] | 64.5 | 65.1 | 63.4 | 61.0 | 58.9 | | | | | | | | | | |
| Avg. Dist. to Rail [m] | 1.5 | 0.7 | 0.5 | 0.5 | 0.5 | | | | | | | | | | |
| Avg. Stride Freq. [Hz] | 2.5 | 2.7 | 2.7 | 2.6 | 2.6 | | | | | | | | | | |
| Avg. Stride Length [m] | 5.7 | 6.5 | 6.4 | 6.3 | 6.2 | | | | | | | | | | |





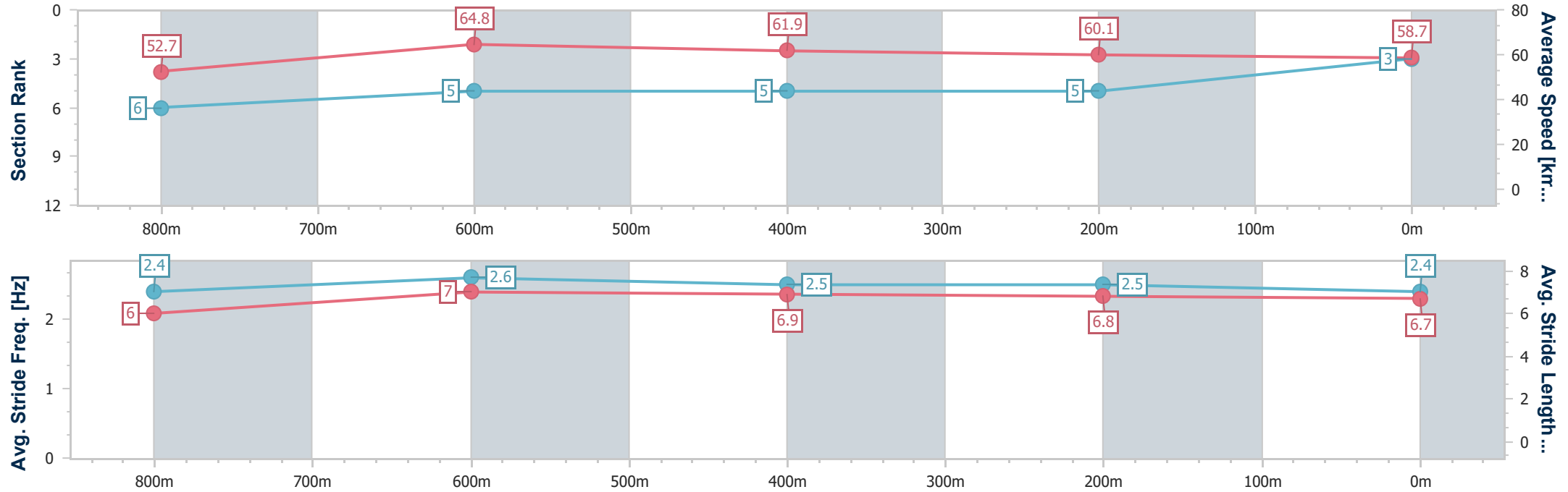
| | |
|--------------------------------|----------------|
| Horse/Jockey Name | Savvy Song |
| Final Rank | 3 |
| Fastest Section Time (Section) | 0:11.28 (800m) |
| Top Speed [km/h] (Section) | 66.2 (800m) |
| Race State | Finished |



ToowoombaProfessional
Race 3: SOUTHERN CROSS SHEDS RATINGS BAND 0 - 62
Handicap - 1000m
19 July 2025 - 18:19
Track Rating: Good 4, Weather: Fine, Rail Position: True



| Section | Overall | 800m | 600m | 400m | 200m | | | | | | | | | | |
|------------------------|--------------------------|--------------------------|--------------------------|--------------------------|--------------------------|--|--|--|--|--|--|--|--|--|--|
| Section Times | 1:01.44 [3] (0:13.91) | 0:47.53 [6] (0:11.28) | 0:36.25 [5] (0:11.89) | 0:24.36 [5] (0:12.07) | 0:12.29 [5] (0:12.29) | | | | | | | | | | |
| Average Speed [km/h] | 52.7 | 64.8 | 61.9 | 60.1 | 58.7 | | | | | | | | | | |
| Top Speed [km/h] | 65.4 | 66.2 | 63.9 | 61.2 | 59.7 | | | | | | | | | | |
| Avg. Dist. to Rail [m] | 8.6 | 4.9 | 4.2 | 2.5 | 4.0 | | | | | | | | | | |
| Avg. Stride Freq. [Hz] | 2.4 | 2.6 | 2.5 | 2.5 | 2.4 | | | | | | | | | | |
| Avg. Stride Length [m] | 6.0 | 7.0 | 6.9 | 6.8 | 6.7 | | | | | | | | | | |





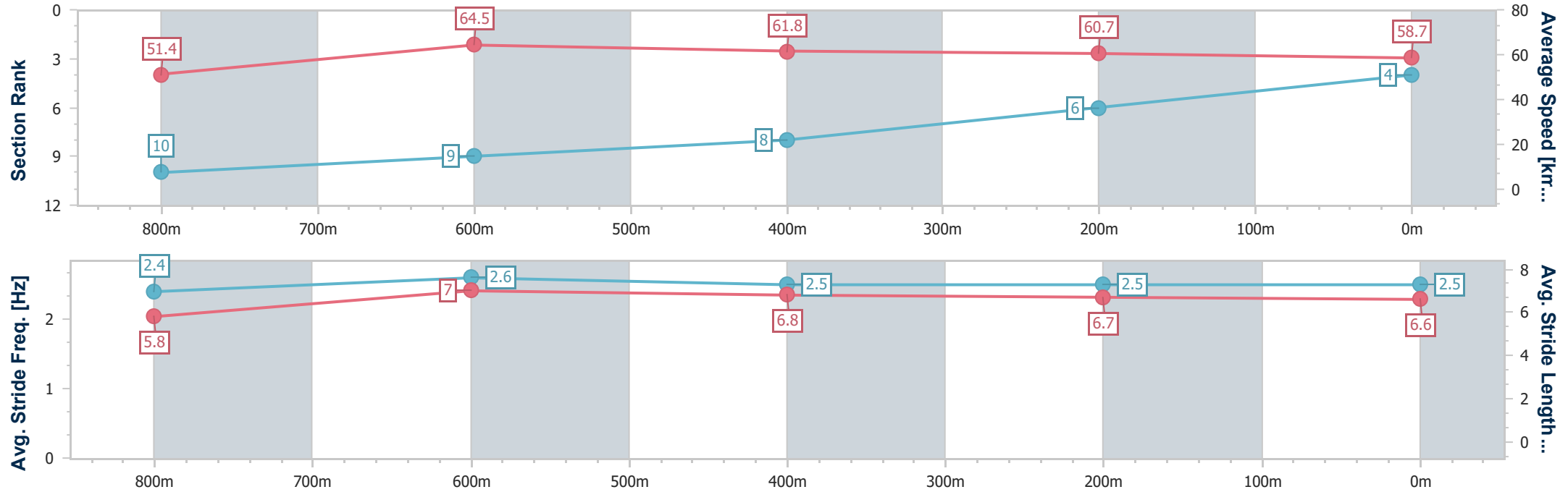
| | |
|--------------------------------|----------------|
| Horse/Jockey Name | Electric Arrow |
| Final Rank | 4 |
| Fastest Section Time (Section) | 0:11.32 (800m) |
| Top Speed [km/h] (Section) | 66.4 (Overall) |
| Race State | Finished |



ToowoombaProfessional
Race 3: SOUTHERN CROSS SHEDS RATINGS BAND 0 - 62
Handicap - 1000m
19 July 2025 - 18:19
Track Rating: Good 4, Weather: Fine, Rail Position: True



| Section | Overall | 800m | 600m | 400m | 200m | | | | | | | | | | |
|------------------------|--------------------------|---------------------------|--------------------------|--------------------------|--------------------------|--|--|--|--|--|--|--|--|--|--|
| Section Times | 1:01.54 [4] (0:14.22) | 0:47.32 [10] (0:11.32) | 0:36.00 [9] (0:11.82) | 0:24.18 [8] (0:11.91) | 0:12.27 [6] (0:12.27) | | | | | | | | | | |
| Average Speed [km/h] | 51.4 | 64.5 | 61.8 | 60.7 | 58.7 | | | | | | | | | | |
| Top Speed [km/h] | 66.4 | 66.4 | 63.4 | 61.9 | 60.4 | | | | | | | | | | |
| Avg. Dist. to Rail [m] | 9.7 | 3.0 | 2.5 | 2.0 | 6.7 | | | | | | | | | | |
| Avg. Stride Freq. [Hz] | 2.4 | 2.6 | 2.5 | 2.5 | 2.5 | | | | | | | | | | |
| Avg. Stride Length [m] | 5.8 | 7.0 | 6.8 | 6.7 | 6.6 | | | | | | | | | | |





| | |
|--------------------------------|----------------|
| Horse/Jockey Name | Heavenly Az |
| Final Rank | 5 |
| Fastest Section Time (Section) | 0:11.27 (800m) |
| Top Speed [km/h] (Section) | 67.1 (Overall) |
| Race State | Finished |

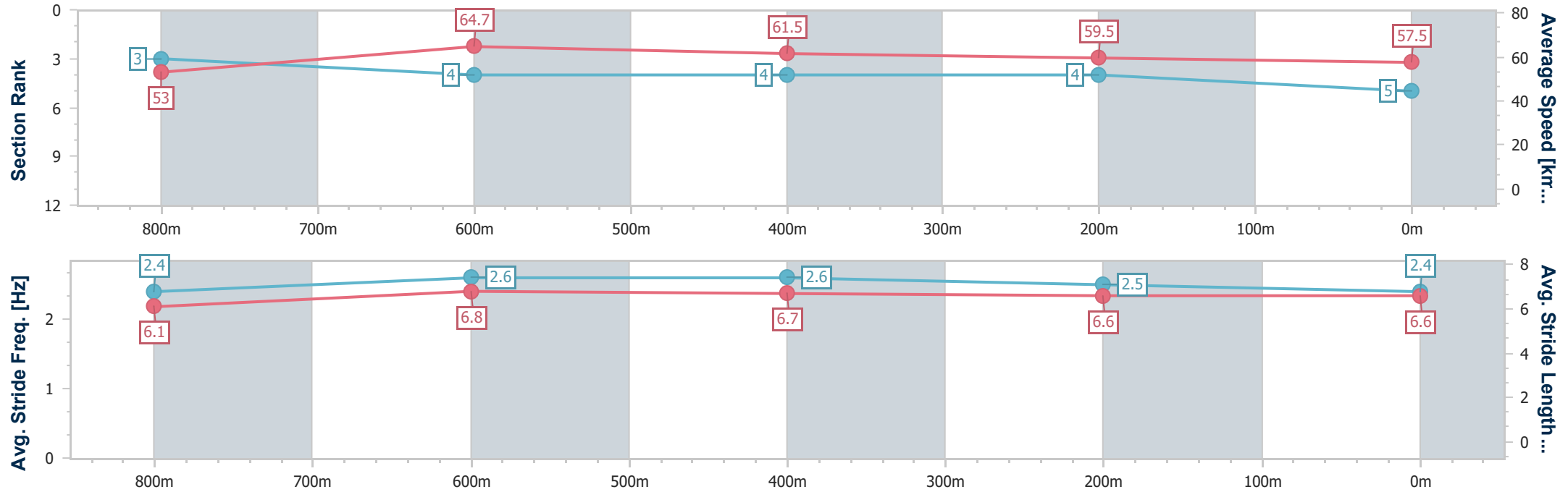


ToowoombaProfessional
Race 3: SOUTHERN CROSS SHEDS RATINGS BAND 0 - 62
Handicap - 1000m
19 July 2025 - 18:19



Track Rating: Good 4, Weather: Fine, Rail Position: True

| Section | Overall | 800m | 600m | 400m | 200m | | | | | | | | | | |
|------------------------|--------------------------|--------------------------|--------------------------|--------------------------|--------------------------|--|--|--|--|--|--|--|--|--|--|
| Section Times | 1:01.56 [5] (0:13.81) | 0:47.75 [3] (0:11.27) | 0:36.48 [4] (0:11.81) | 0:24.67 [4] (0:12.18) | 0:12.49 [4] (0:12.49) | | | | | | | | | | |
| Average Speed [km/h] | 53.0 | 64.7 | 61.5 | 59.5 | 57.5 | | | | | | | | | | |
| Top Speed [km/h] | 67.1 | 66.9 | 63.4 | 60.3 | 58.8 | | | | | | | | | | |
| Avg. Dist. to Rail [m] | 9.6 | 3.3 | 2.0 | 1.5 | 1.0 | | | | | | | | | | |
| Avg. Stride Freq. [Hz] | 2.4 | 2.6 | 2.6 | 2.5 | 2.4 | | | | | | | | | | |
| Avg. Stride Length [m] | 6.1 | 6.8 | 6.7 | 6.6 | 6.6 | | | | | | | | | | |





| | |
|--------------------------------|----------------|
| Horse/Jockey Name | Shake'n'bake |
| Final Rank | 6 |
| Fastest Section Time (Section) | 0:11.33 (800m) |
| Top Speed [km/h] (Section) | 65.9 (Overall) |
| Race State | Finished |

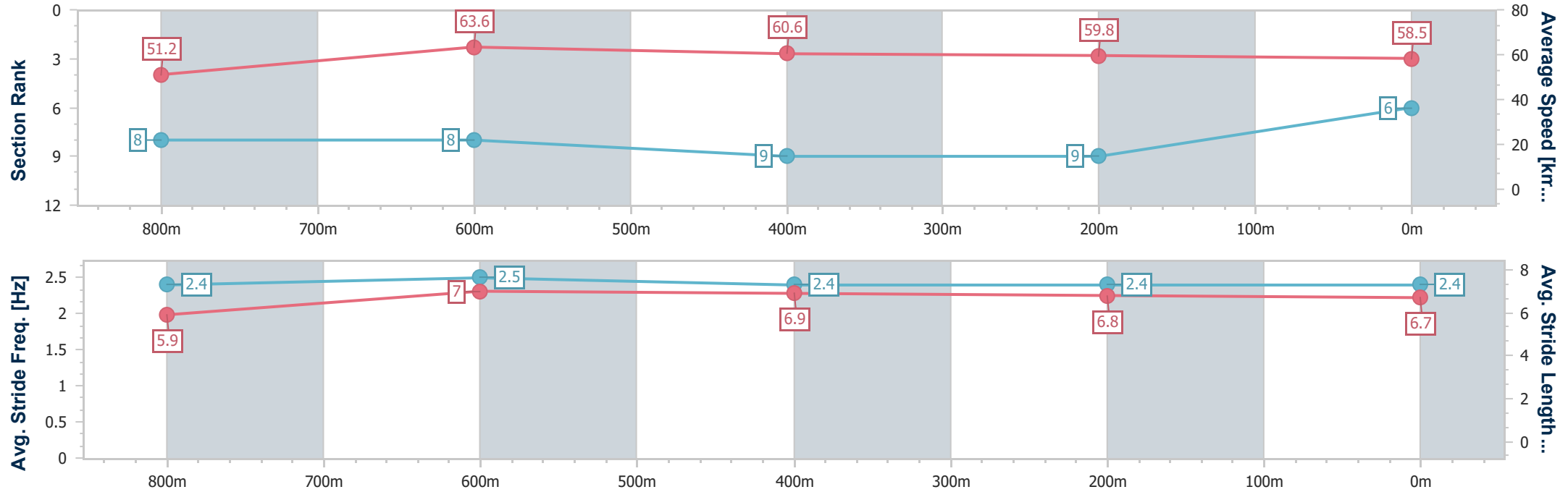


ToowoombaProfessional
Race 3: SOUTHERN CROSS SHEDS RATINGS BAND 0 - 62
Handicap - 1000m
19 July 2025 - 18:19



Track Rating: Good 4, Weather: Fine, Rail Position: True

| Section | Overall | 800m | 600m | 400m | 200m | | | | | | | | | | |
|------------------------|--------------------------|--------------------------|--------------------------|--------------------------|--------------------------|--|--|--|--|--|--|--|--|--|--|
| Section Times | 1:01.98 [6] (0:14.11) | 0:47.87 [8] (0:11.33) | 0:36.54 [8] (0:12.02) | 0:24.52 [9] (0:12.21) | 0:12.31 [9] (0:12.31) | | | | | | | | | | |
| Average Speed [km/h] | 51.2 | 63.6 | 60.6 | 59.8 | 58.5 | | | | | | | | | | |
| Top Speed [km/h] | 65.9 | 65.8 | 62.4 | 61.4 | 60.2 | | | | | | | | | | |
| Avg. Dist. to Rail [m] | 4.2 | 0.6 | 2.1 | 4.9 | 8.0 | | | | | | | | | | |
| Avg. Stride Freq. [Hz] | 2.4 | 2.5 | 2.4 | 2.4 | 2.4 | | | | | | | | | | |
| Avg. Stride Length [m] | 5.9 | 7.0 | 6.9 | 6.8 | 6.7 | | | | | | | | | | |





| | |
|--------------------------------|--------------------|
| Horse/Jockey Name | King Of The Jungle |
| Final Rank | 7 |
| Fastest Section Time (Section) | 0:11.16 (800m) |
| Top Speed [km/h] (Section) | 66.7 (800m) |
| Race State | Finished |

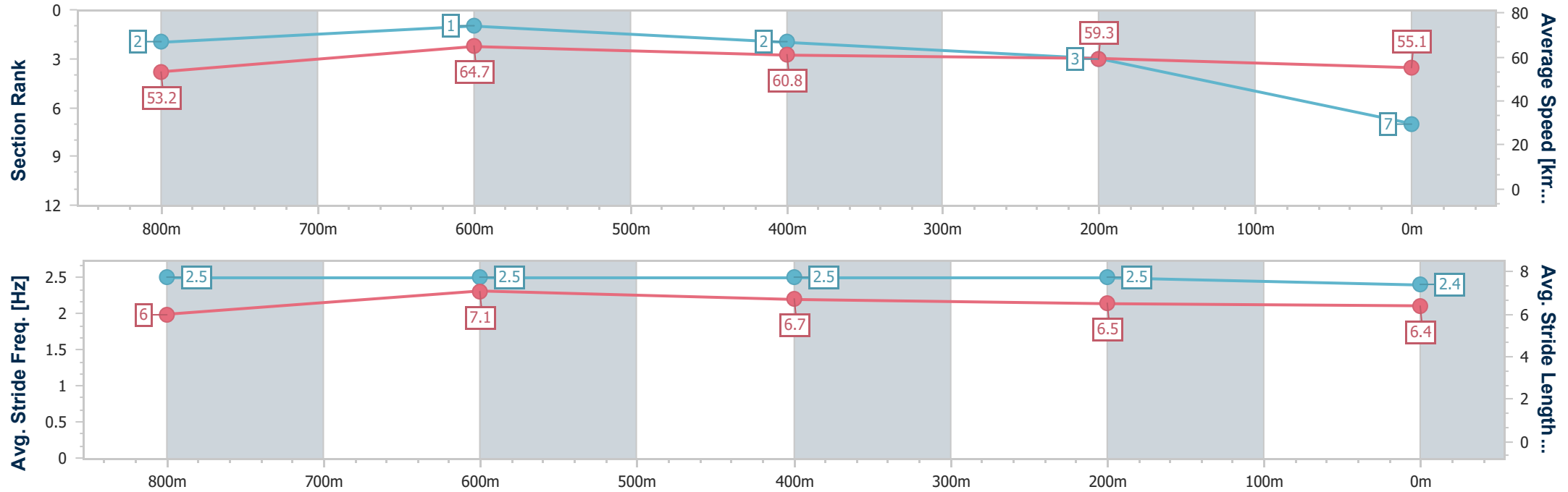


ToowoombaProfessional
Race 3: SOUTHERN CROSS SHEDS RATINGS BAND 0 - 62
Handicap - 1000m
19 July 2025 - 18:19



Track Rating: Good 4, Weather: Fine, Rail Position: True

| Section | Overall | 800m | 600m | 400m | 200m | | | | | | | | | | |
|------------------------|--------------------------|--------------------------|--------------------------|--------------------------|--------------------------|--|--|--|--|--|--|--|--|--|--|
| Section Times | 1:02.07 [7] (0:13.67) | 0:48.40 [2] (0:11.16) | 0:37.24 [1] (0:11.98) | 0:25.26 [2] (0:12.18) | 0:13.08 [3] (0:13.08) | | | | | | | | | | |
| Average Speed [km/h] | 53.2 | 64.7 | 60.8 | 59.3 | 55.1 | | | | | | | | | | |
| Top Speed [km/h] | 65.2 | 66.7 | 64.1 | 61.3 | 57.3 | | | | | | | | | | |
| Avg. Dist. to Rail [m] | 5.7 | 2.0 | 1.4 | 1.1 | 0.8 | | | | | | | | | | |
| Avg. Stride Freq. [Hz] | 2.5 | 2.5 | 2.5 | 2.5 | 2.4 | | | | | | | | | | |
| Avg. Stride Length [m] | 6.0 | 7.1 | 6.7 | 6.5 | 6.4 | | | | | | | | | | |





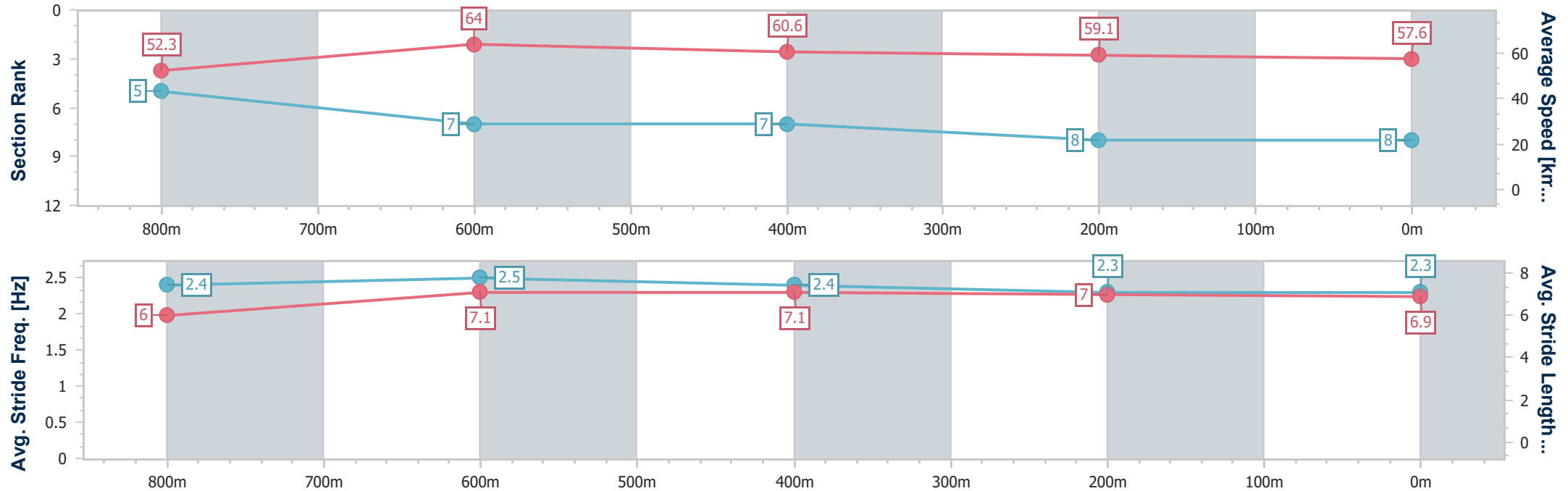
| | |
|--------------------------------|----------------|
| Horse/Jockey Name | May |
| Final Rank | 8 |
| Fastest Section Time (Section) | 0:11.39 (800m) |
| Top Speed [km/h] (Section) | 65.2 (Overall) |
| Race State | Finished |



ToowoombaProfessional
Race 3: SOUTHERN CROSS SHEDS RATINGS BAND 0 - 62
Handicap - 1000m
19 July 2025 - 18:19
Track Rating: Good 4, Weather: Fine, Rail Position: True



| Section | Overall | 800m | 600m | 400m | 200m | | | | | | | | | |
|------------------------|--------------------------|--------------------------|--------------------------|--------------------------|--------------------------|--|--|--|--|--|--|--|--|--|
| Section Times | 1:02.10 [8] (0:13.90) | 0:48.20 [5] (0:11.39) | 0:36.81 [7] (0:12.02) | 0:24.79 [7] (0:12.25) | 0:12.54 [8] (0:12.54) | | | | | | | | | |
| Average Speed [km/h] | 52.3 | 64.0 | 60.6 | 59.1 | 57.6 | | | | | | | | | |
| Top Speed [km/h] | 65.2 | 65.1 | 62.0 | 60.4 | 58.8 | | | | | | | | | |
| Avg. Dist. to Rail [m] | 4.9 | 3.8 | 2.7 | 1.4 | 2.0 | | | | | | | | | |
| Avg. Stride Freq. [Hz] | 2.4 | 2.5 | 2.4 | 2.3 | 2.3 | | | | | | | | | |
| Avg. Stride Length [m] | 6.0 | 7.1 | 7.1 | 7.0 | 6.9 | | | | | | | | | |





| | |
|--------------------------------|----------------|
| Horse/Jockey Name | Roconono |
| Final Rank | 9 |
| Fastest Section Time (Section) | 0:11.38 (800m) |
| Top Speed [km/h] (Section) | 64.2 (800m) |
| Race State | Finished |

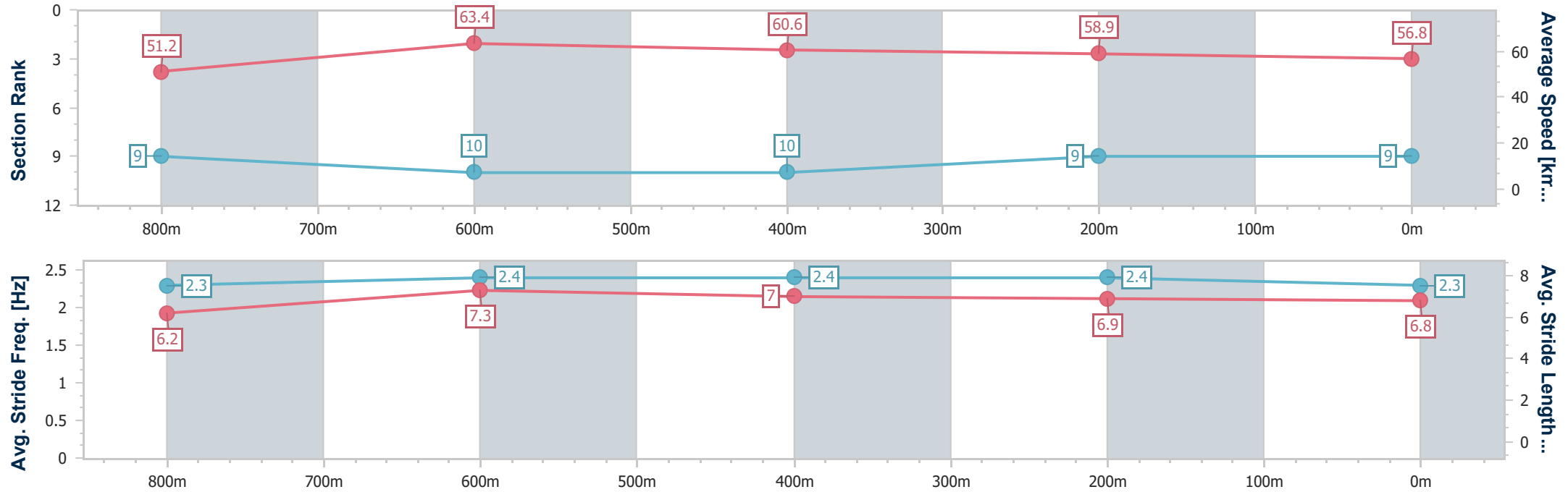


ToowoombaProfessional
Race 3: SOUTHERN CROSS SHEDS RATINGS BAND 0 - 62
Handicap - 1000m
19 July 2025 - 18:19



Track Rating: Good 4, Weather: Fine, Rail Position: True

| Section | Overall | 800m | 600m | 400m | 200m | | | | | | | | | | |
|------------------------|--------------------------|--------------------------|---------------------------|---------------------------|--------------------------|--|--|--|--|--|--|--|--|--|--|
| Section Times | 1:02.31 [9] (0:14.18) | 0:48.13 [9] (0:11.38) | 0:36.75 [10] (0:11.94) | 0:24.81 [10] (0:12.17) | 0:12.64 [9] (0:12.64) | | | | | | | | | | |
| Average Speed [km/h] | 51.2 | 63.4 | 60.6 | 58.9 | 56.8 | | | | | | | | | | |
| Top Speed [km/h] | 63.4 | 64.2 | 63.5 | 60.2 | 58.3 | | | | | | | | | | |
| Avg. Dist. to Rail [m] | 5.2 | 1.2 | 0.7 | 0.8 | 1.0 | | | | | | | | | | |
| Avg. Stride Freq. [Hz] | 2.3 | 2.4 | 2.4 | 2.4 | 2.3 | | | | | | | | | | |
| Avg. Stride Length [m] | 6.2 | 7.3 | 7.0 | 6.9 | 6.8 | | | | | | | | | | |





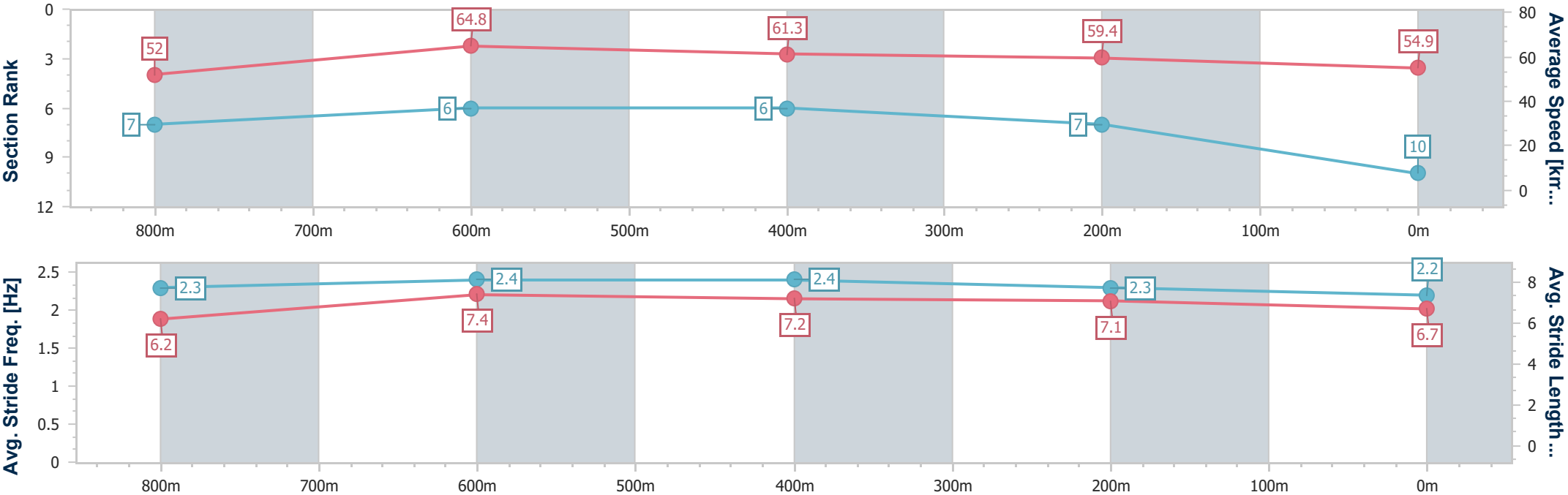
| | |
|--------------------------------|----------------|
| Horse/Jockey Name | Bad Forest |
| Final Rank | 10 |
| Fastest Section Time (Section) | 0:11.28 (800m) |
| Top Speed [km/h] (Section) | 66.5 (800m) |
| Race State | Finished |



ToowoombaProfessional
Race 3: SOUTHERN CROSS SHEDS RATINGS BAND 0 - 62
Handicap - 1000m
19 July 2025 - 18:19
Track Rating: Good 4, Weather: Fine, Rail Position: True



| Section | Overall | 800m | 600m | 400m | 200m | | | | | | | | | | | | | | |
|------------------------|---------------------------|--------------------------|--------------------------|--------------------------|--------------------------|--|--|--|--|--|--|--|--|--|--|--|--|--|--|
| Section Times | 1:02.47 [10] (0:13.94) | 0:48.53 [7] (0:11.28) | 0:37.25 [6] (0:11.96) | 0:25.29 [6] (0:12.15) | 0:13.14 [7] (0:13.14) | | | | | | | | | | | | | | |
| Average Speed [km/h] | 52.0 | 64.8 | 61.3 | 59.4 | 54.9 | | | | | | | | | | | | | | |
| Top Speed [km/h] | 65.4 | 66.5 | 63.7 | 60.6 | 56.9 | | | | | | | | | | | | | | |
| Avg. Dist. to Rail [m] | 4.3 | 3.9 | 3.8 | 0.7 | 2.2 | | | | | | | | | | | | | | |
| Avg. Stride Freq. [Hz] | 2.3 | 2.4 | 2.4 | 2.3 | 2.2 | | | | | | | | | | | | | | |
| Avg. Stride Length [m] | 6.2 | 7.4 | 7.2 | 7.1 | 6.7 | | | | | | | | | | | | | | |





Toowoomba Professional

Race 4: ARMSTRONG GWM Class 1 Handicap - 870m

19 July 2025 - 18:53



Track Rating: Good 4, Weather: Fine, Rail Position: True

| Section | | | | | | | Overall | 800m | 600m | 400m | 200m | Last 600m | | | |
|-------------|-----|--------------------|---------|---------------------|--------------------|--------------|----------------------|----------------------|----------------------|----------------------|----------------------|------------|--------|--|--|
| Field Times | | | | | | | 0:51.51 (0:06.03) | 0:45.48 (0:10.80) | 0:34.68 (0:11.30) | 0:23.38 (0:11.36) | 0:12.02 (0:12.02) | 0:34.68 | | | |
| Rank | TAB | Horse/Jockey | Barrier | Top Speed [km/h] | Fastest Section | | | | | | | | Margin | | |
| | | | | | | | | | | | | | | | |
| 1 | 1 | REVALENE | 9 | 68.7 | 0:06.56 | 0:51.51 [1] | 0:44.95 [9] | 0:34.27 [5] | 0:23.30 [3] | 0:12.02 [1] | 0:51.51 | 0:34.27 | | | |
| | | Chelsea Baker | | 800m | Overall | (0:06.56) | (0:10.68) | (0:10.97) | (0:11.28) | (0:12.02) | | | | | |
| 2 | 10 | TOUTE SWEET | 8 | 69.0 | 0:06.24 | 0:51.88 [2] | 0:45.64 [7] | 0:34.79 [4] | 0:23.63 [4] | 0:11.90 [4] | 2L | 0:34.79 +2 | | | |
| | | Stacey Callow | | 800m | Overall | (0:06.24) | (0:10.85) | (0:11.16) | (0:11.73) | (0:11.90) | | | | | |
| 3 | 2 | THE LOUVRE | 1 | 66.9 | 0:06.16 | 0:51.97 [3] | 0:45.81 [6] | 0:34.70 [7] | 0:23.38 [7] | 0:11.81 [6] | 2.5L | 0:34.70 -1 | | | |
| | | Jake Molloy | | 800m | Overall | (0:06.16) | (0:11.11) | (0:11.32) | (0:11.57) | (0:11.81) | | | | | |
| 4 | 7 | SAPANA'S PEARL | 5 | 68.7 | 0:06.03 | 0:52.09 [4] | 0:46.06 [1] | 0:35.26 [1] | 0:23.96 [1] | 0:12.23 [2] | 3L | 0:35.26 -2 | | | |
| | | Shania Willis | | 800m | Overall | (0:06.03) | (0:10.80) | (0:11.30) | (0:11.73) | (0:12.23) | | | | | |
| 5 | 4 | CHEEK TO CHEEK | 4 | 68.8 | 0:06.48 | 0:52.14 [5] | 0:45.66 [8] | 0:34.83 [9] | 0:23.62 [6] | 0:12.07 [5] | 3.2L | 0:34.83 +3 | | | |
| | | Rob Thorburn | | 800m | Overall | (0:06.48) | (0:10.83) | (0:11.21) | (0:11.55) | (0:12.07) | | | | | |
| 6 | 5 | KAYTEE WISDOM | 10 | 67.9 | 0:06.14 | 0:52.64 [6] | 0:46.50 [4] | 0:35.38 [6] | 0:23.89 [9] | 0:11.93 [9] | 6L | 0:35.38 +8 | | | |
| | | Les Tilley | | 800m | Overall | (0:06.14) | (0:11.12) | (0:11.49) | (0:11.96) | (0:11.93) | | | | | |
| 7 | 3 | KING INVINCIBLE | 6 | 68.9 | 0:06.15 | 0:52.74 [7] | 0:46.59 [5] | 0:35.80 [2] | 0:24.60 [2] | 0:12.79 [3] | 6.5L | 0:35.80 -1 | | | |
| | | Nozi Tomizawa | | 800m | Overall | (0:06.15) | (0:10.79) | (0:11.20) | (0:11.81) | (0:12.79) | | | | | |
| 8 | 8 | I'M A CHOCOHOLIC | 7 | 69.1 | 0:06.71 | 0:53.06 [8] | 0:46.35 [10] | 0:35.49 [10] | 0:24.39 [8] | 0:12.65 [8] | 8.3L | 0:35.49 -3 | | | |
| | | Hannah Richardson | | 800m | Overall | (0:06.71) | (0:10.86) | (0:11.10) | (0:11.74) | (0:12.65) | | | | | |
| 9 | 9 | SAY WHEN SUTTY | 3 | 67.0 | 0:06.13 | 0:53.29 [9] | 0:47.16 [2] | 0:36.22 [3] | 0:24.94 [5] | 0:13.09 [7] | 9.6L | 0:36.22 -5 | | | |
| | | Kelsey Lenton | | 800m | Overall | (0:06.13) | (0:10.94) | (0:11.28) | (0:11.85) | (0:13.09) | | | | | |
| 10 | 11 | ASGOODASYOUGETT | 2 | 66.2 | 0:06.13 | 0:53.51 [10] | 0:47.38 [3] | 0:36.21 [8] | 0:24.66 [10] | 0:12.68 [10] | 10.9L | 0:36.21 -5 | | | |
| | | Billie-Rose Andrew | | 800m | Overall | (0:06.13) | (0:11.17) | (0:11.55) | (0:11.98) | (0:12.68) | | | | | |

Scratched: Addictive Piranha (#6)

Report Created: Sat 19 July 2025 19:32 GMT+10 (Note: Timing is based on position data)

Page 1/11

[] Ranking at each section and finish
-:-:- No data available at this section
NA No data available

SCN Saddle cloth number
DNF Did not finish
DNT Did not track

data processed by TRIPLESDATA



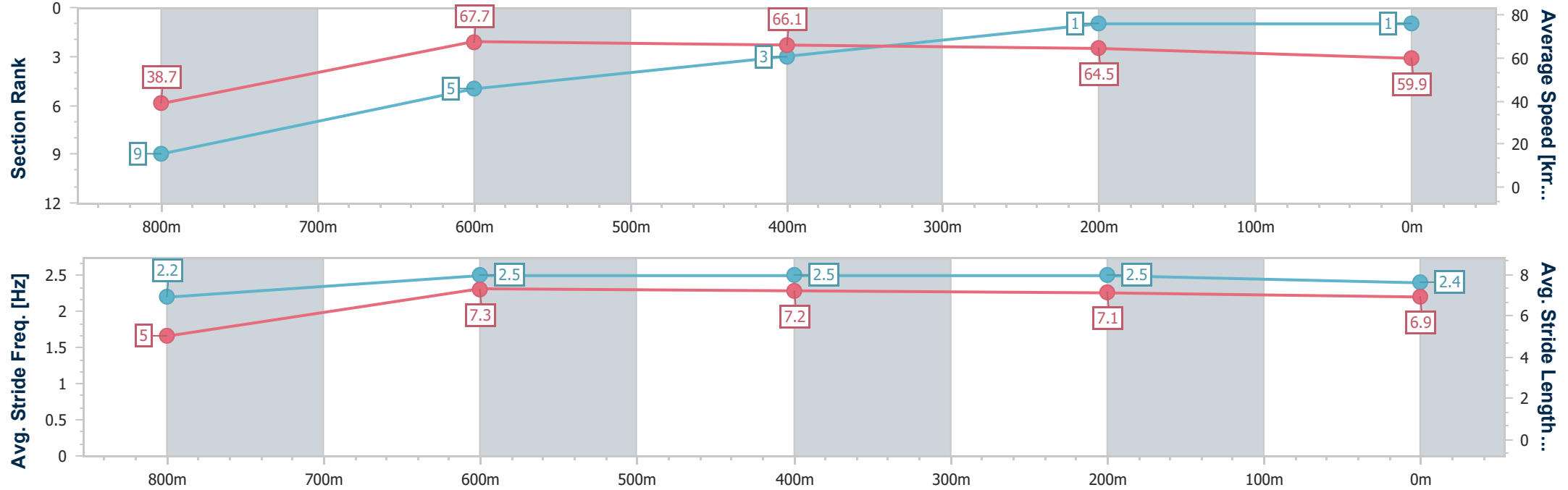
| | |
|--------------------------------|-------------------|
| Horse/Jockey Name | Revalene |
| Final Rank | 1 |
| Fastest Section Time (Section) | 0:06.56 (Overall) |
| Top Speed [km/h] (Section) | 68.7 (800m) |
| Race State | Finished |



ToowoombaProfessional
Race 4: ARMSTRONG GWM Class 1 Handicap - 870m
19 July 2025 - 18:53
Track Rating: Good 4, Weather: Fine, Rail Position: True



| Section | Overall | 800m | 600m | 400m | 200m | | | | | | | | | | | | | | | |
|------------------------|--------------------------|--------------------------|--------------------------|--------------------------|--------------------------|--|--|--|--|--|--|--|--|--|--|--|--|--|--|--|
| Section Times | 0:51.51 [1] (0:06.56) | 0:44.95 [9] (0:10.68) | 0:34.27 [5] (0:10.97) | 0:23.30 [3] (0:11.28) | 0:12.02 [1] (0:12.02) | | | | | | | | | | | | | | | |
| Average Speed [km/h] | 38.7 | 67.7 | 66.1 | 64.5 | 59.9 | | | | | | | | | | | | | | | |
| Top Speed [km/h] | 63.5 | 68.7 | 68.5 | 64.9 | 62.6 | | | | | | | | | | | | | | | |
| Avg. Dist. to Rail [m] | 4.7 | 1.5 | 1.7 | 2.7 | 3.9 | | | | | | | | | | | | | | | |
| Avg. Stride Freq. [Hz] | 2.2 | 2.5 | 2.5 | 2.5 | 2.4 | | | | | | | | | | | | | | | |
| Avg. Stride Length [m] | 5.0 | 7.3 | 7.2 | 7.1 | 6.9 | | | | | | | | | | | | | | | |





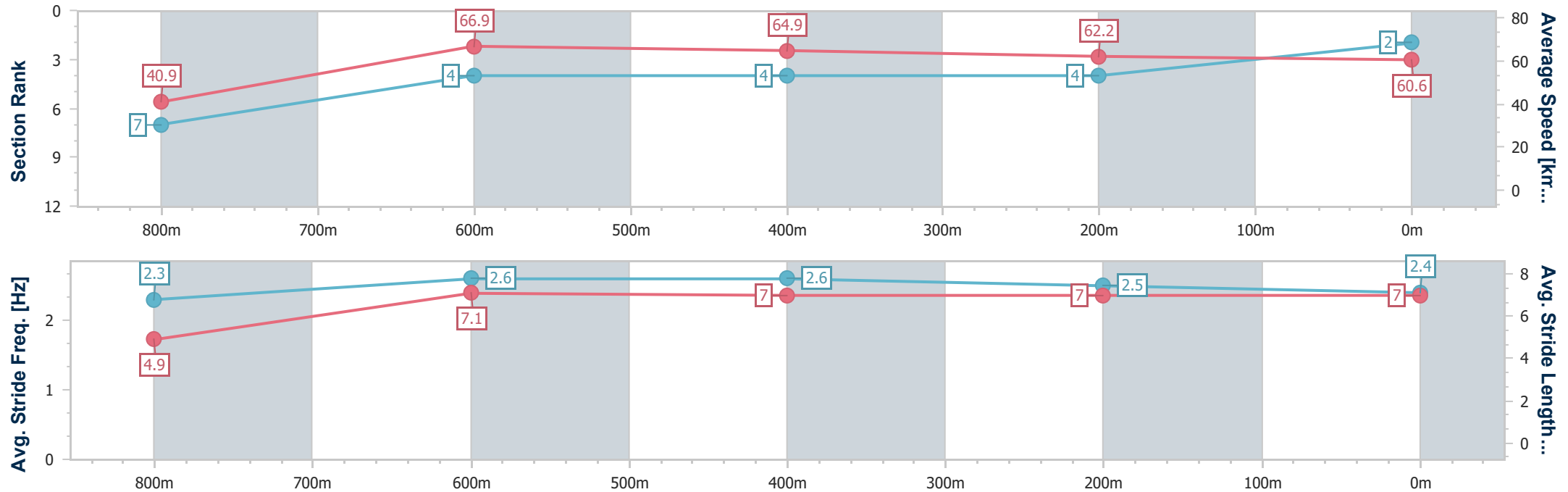
| | |
|--------------------------------|-------------------|
| Horse/Jockey Name | Toute Sweet |
| Final Rank | 2 |
| Fastest Section Time (Section) | 0:06.24 (Overall) |
| Top Speed [km/h] (Section) | 69.0 (800m) |
| Race State | Finished |



ToowoombaProfessional
Race 4: ARMSTRONG GWM Class 1 Handicap - 870m
19 July 2025 - 18:53
Track Rating: Good 4, Weather: Fine, Rail Position: True



| Section | Overall | 800m | 600m | 400m | 200m | | | | | | | | | | |
|------------------------|--------------------------|--------------------------|--------------------------|--------------------------|--------------------------|--|--|--|--|--|--|--|--|--|--|
| Section Times | 0:51.88 [2] (0:06.24) | 0:45.64 [7] (0:10.85) | 0:34.79 [4] (0:11.16) | 0:23.63 [4] (0:11.73) | 0:11.90 [4] (0:11.90) | | | | | | | | | | |
| Average Speed [km/h] | 40.9 | 66.9 | 64.9 | 62.2 | 60.6 | | | | | | | | | | |
| Top Speed [km/h] | 63.1 | 69.0 | 68.8 | 63.4 | 63.0 | | | | | | | | | | |
| Avg. Dist. to Rail [m] | 6.7 | 3.9 | 1.6 | 3.4 | 1.7 | | | | | | | | | | |
| Avg. Stride Freq. [Hz] | 2.3 | 2.6 | 2.6 | 2.5 | 2.4 | | | | | | | | | | |
| Avg. Stride Length [m] | 4.9 | 7.1 | 7.0 | 7.0 | 7.0 | | | | | | | | | | |





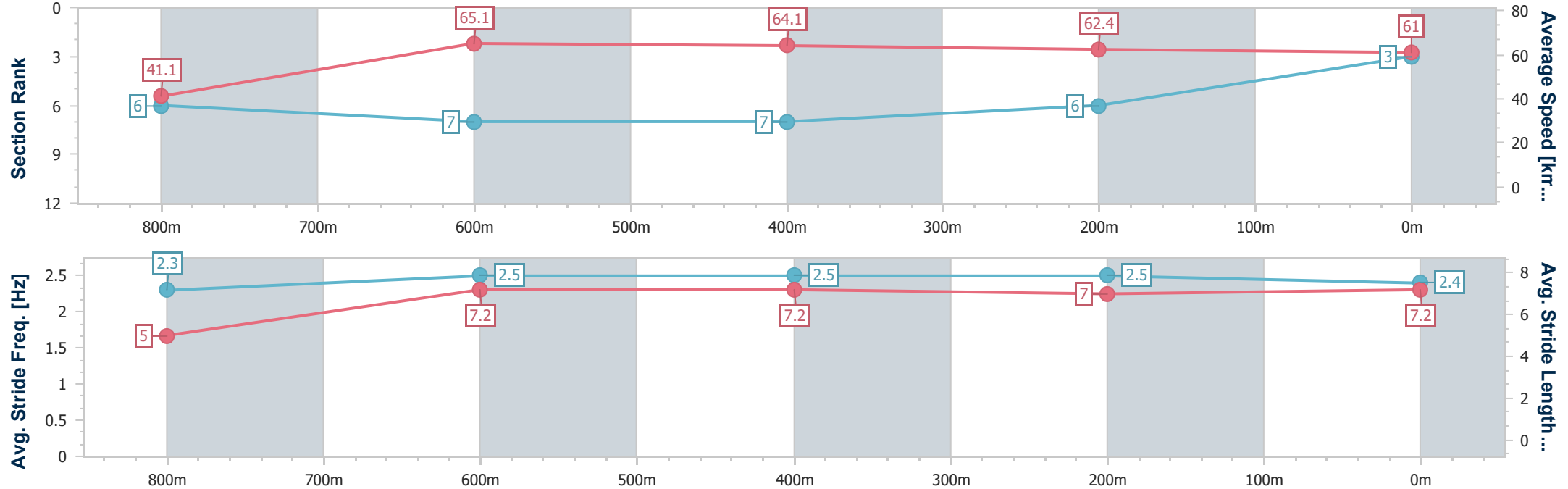
| | |
|--------------------------------|-------------------|
| Horse/Jockey Name | The Louvre |
| Final Rank | 3 |
| Fastest Section Time (Section) | 0:06.16 (Overall) |
| Top Speed [km/h] (Section) | 66.9 (800m) |
| Race State | Finished |



ToowoombaProfessional
Race 4: ARMSTRONG GWM Class 1 Handicap - 870m
19 July 2025 - 18:53
Track Rating: Good 4, Weather: Fine, Rail Position: True



| Section | Overall | 800m | 600m | 400m | 200m | | | | | | | | | | | | | | | |
|------------------------|--------------------------|--------------------------|--------------------------|--------------------------|--------------------------|--|--|--|--|--|--|--|--|--|--|--|--|--|--|--|
| Section Times | 0:51.97 [3] (0:06.16) | 0:45.81 [6] (0:11.11) | 0:34.70 [7] (0:11.32) | 0:23.38 [7] (0:11.57) | 0:11.81 [6] (0:11.81) | | | | | | | | | | | | | | | |
| Average Speed [km/h] | 41.1 | 65.1 | 64.1 | 62.4 | 61.0 | | | | | | | | | | | | | | | |
| Top Speed [km/h] | 59.9 | 66.9 | 65.6 | 63.9 | 62.5 | | | | | | | | | | | | | | | |
| Avg. Dist. to Rail [m] | 2.1 | 2.2 | 1.2 | 1.3 | 0.9 | | | | | | | | | | | | | | | |
| Avg. Stride Freq. [Hz] | 2.3 | 2.5 | 2.5 | 2.5 | 2.4 | | | | | | | | | | | | | | | |
| Avg. Stride Length [m] | 5.0 | 7.2 | 7.2 | 7.0 | 7.2 | | | | | | | | | | | | | | | |





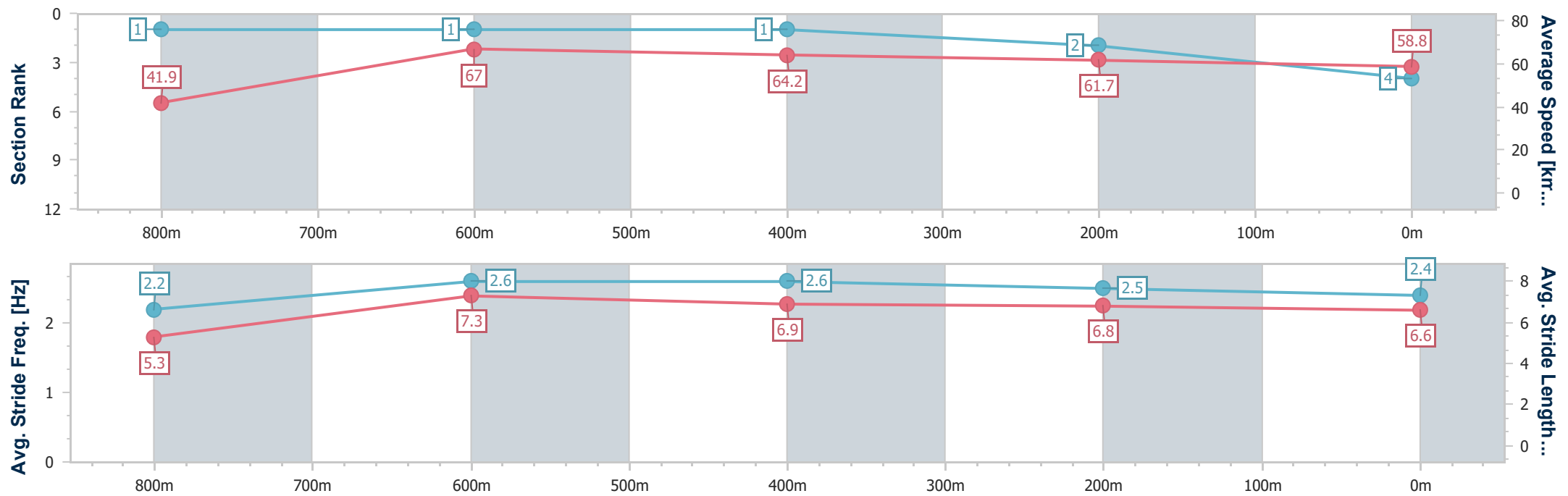
| | |
|--------------------------------|-------------------|
| Horse/Jockey Name | Sapana's Pearl |
| Final Rank | 4 |
| Fastest Section Time (Section) | 0:06.03 (Overall) |
| Top Speed [km/h] (Section) | 68.7 (800m) |
| Race State | Finished |



ToowoombaProfessional
Race 4: ARMSTRONG GWM Class 1 Handicap - 870m
19 July 2025 - 18:53
Track Rating: Good 4, Weather: Fine, Rail Position: True



| Section | Overall | 800m | 600m | 400m | 200m | | | | | | | | | | | | | | |
|------------------------|--------------------------|--------------------------|--------------------------|--------------------------|--------------------------|--|--|--|--|--|--|--|--|--|--|--|--|--|--|
| Section Times | 0:52.09 [4] (0:06.03) | 0:46.06 [1] (0:10.80) | 0:35.26 [1] (0:11.30) | 0:23.96 [1] (0:11.73) | 0:12.23 [2] (0:12.23) | | | | | | | | | | | | | | |
| Average Speed [km/h] | 41.9 | 67.0 | 64.2 | 61.7 | 58.8 | | | | | | | | | | | | | | |
| Top Speed [km/h] | 62.5 | 68.7 | 67.8 | 62.3 | 61.4 | | | | | | | | | | | | | | |
| Avg. Dist. to Rail [m] | 5.4 | 3.6 | 1.7 | 0.9 | 0.3 | | | | | | | | | | | | | | |
| Avg. Stride Freq. [Hz] | 2.2 | 2.6 | 2.6 | 2.5 | 2.4 | | | | | | | | | | | | | | |
| Avg. Stride Length [m] | 5.3 | 7.3 | 6.9 | 6.8 | 6.6 | | | | | | | | | | | | | | |





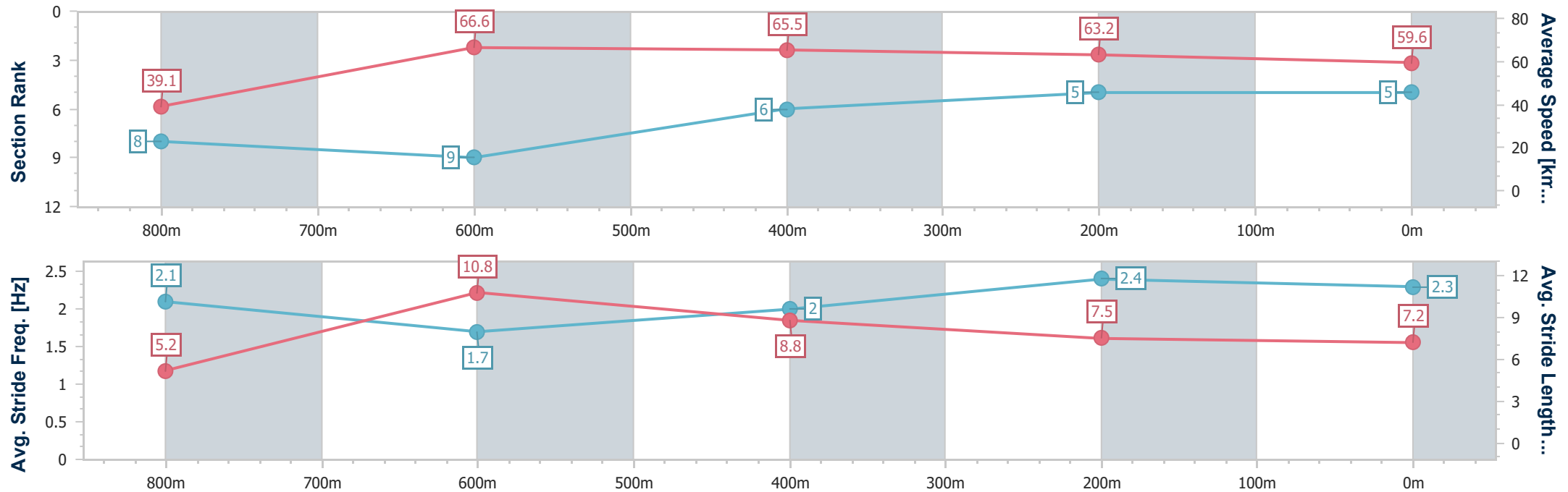
| | |
|--------------------------------|-------------------|
| Horse/Jockey Name | Cheek To Cheek |
| Final Rank | 5 |
| Fastest Section Time (Section) | 0:06.48 (Overall) |
| Top Speed [km/h] (Section) | 68.8 (800m) |
| Race State | Finished |



ToowoombaProfessional
Race 4: ARMSTRONG GWM Class 1 Handicap - 870m
19 July 2025 - 18:53
Track Rating: Good 4, Weather: Fine, Rail Position: True



| Section | Overall | 800m | 600m | 400m | 200m | | | | | | | | | | | | | | | |
|------------------------|--------------------------|--------------------------|--------------------------|--------------------------|--------------------------|--|--|--|--|--|--|--|--|--|--|--|--|--|--|--|
| Section Times | 0:52.14 [5] (0:06.48) | 0:45.66 [8] (0:10.83) | 0:34.83 [9] (0:11.21) | 0:23.62 [6] (0:11.55) | 0:12.07 [5] (0:12.07) | | | | | | | | | | | | | | | |
| Average Speed [km/h] | 39.1 | 66.6 | 65.5 | 63.2 | 59.6 | | | | | | | | | | | | | | | |
| Top Speed [km/h] | 62.0 | 68.8 | 67.6 | 64.5 | 61.8 | | | | | | | | | | | | | | | |
| Avg. Dist. to Rail [m] | 3.6 | 3.4 | 3.3 | 4.2 | 4.2 | | | | | | | | | | | | | | | |
| Avg. Stride Freq. [Hz] | 2.1 | 1.7 | 2.0 | 2.4 | 2.3 | | | | | | | | | | | | | | | |
| Avg. Stride Length [m] | 5.2 | 10.8 | 8.8 | 7.5 | 7.2 | | | | | | | | | | | | | | | |





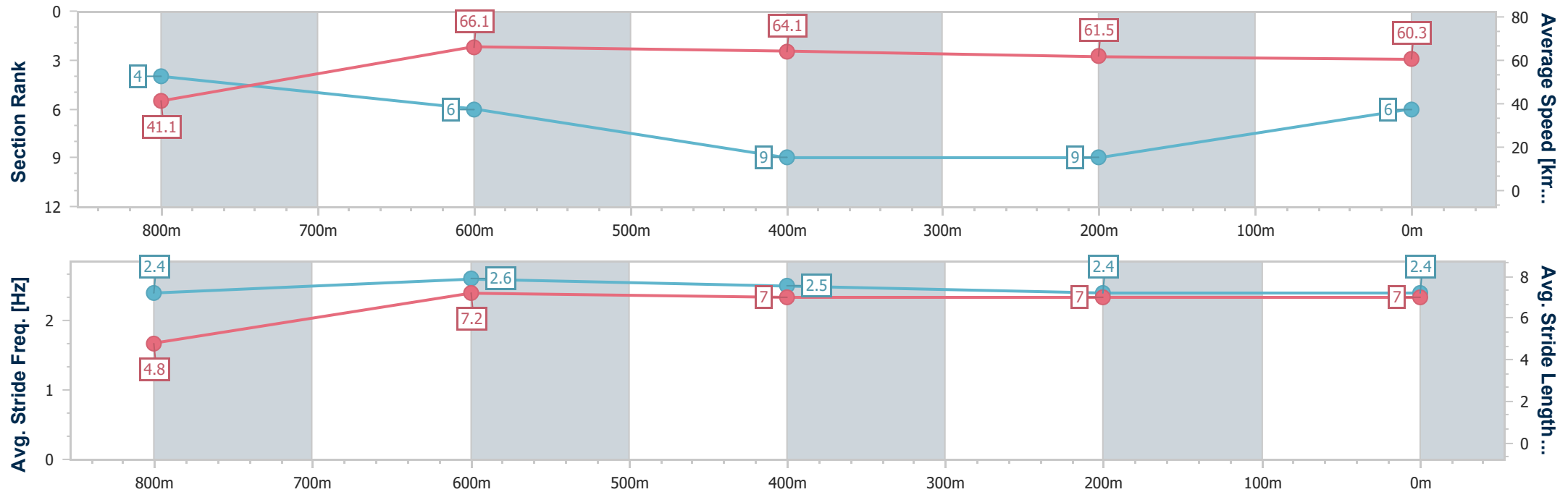
| | |
|--------------------------------|-------------------|
| Horse/Jockey Name | Kaytee Wisdom |
| Final Rank | 6 |
| Fastest Section Time (Section) | 0:06.14 (Overall) |
| Top Speed [km/h] (Section) | 67.9 (800m) |
| Race State | Finished |



ToowoombaProfessional
Race 4: ARMSTRONG GWM Class 1 Handicap - 870m
19 July 2025 - 18:53
Track Rating: Good 4, Weather: Fine, Rail Position: True



| Section | Overall | 800m | 600m | 400m | 200m | | | | | | | | | | |
|------------------------|--------------------------|--------------------------|--------------------------|--------------------------|--------------------------|--|--|--|--|--|--|--|--|--|--|
| Section Times | 0:52.64 [6] (0:06.14) | 0:46.50 [4] (0:11.12) | 0:35.38 [6] (0:11.49) | 0:23.89 [9] (0:11.96) | 0:11.93 [9] (0:11.93) | | | | | | | | | | |
| Average Speed [km/h] | 41.1 | 66.1 | 64.1 | 61.5 | 60.3 | | | | | | | | | | |
| Top Speed [km/h] | 62.2 | 67.9 | 66.6 | 62.3 | 61.5 | | | | | | | | | | |
| Avg. Dist. to Rail [m] | 9.6 | 8.4 | 4.8 | 5.2 | 4.9 | | | | | | | | | | |
| Avg. Stride Freq. [Hz] | 2.4 | 2.6 | 2.5 | 2.4 | 2.4 | | | | | | | | | | |
| Avg. Stride Length [m] | 4.8 | 7.2 | 7.0 | 7.0 | 7.0 | | | | | | | | | | |





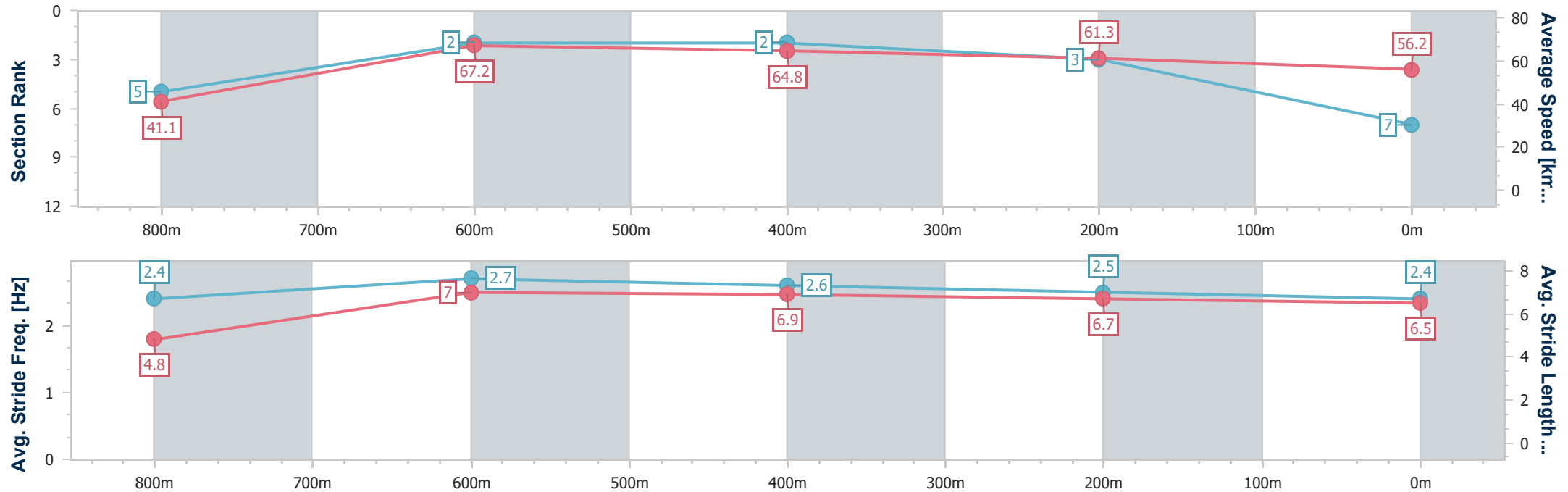
| | |
|--------------------------------|-------------------|
| Horse/Jockey Name | King Invincible |
| Final Rank | 7 |
| Fastest Section Time (Section) | 0:06.15 (Overall) |
| Top Speed [km/h] (Section) | 68.9 (800m) |
| Race State | Finished |



ToowoombaProfessional
Race 4: ARMSTRONG GWM Class 1 Handicap - 870m
19 July 2025 - 18:53
Track Rating: Good 4, Weather: Fine, Rail Position: True



| Section | Overall | 800m | 600m | 400m | 200m | | | | | | | | | | | | | | | |
|------------------------|--------------------------|--------------------------|--------------------------|--------------------------|--------------------------|--|--|--|--|--|--|--|--|--|--|--|--|--|--|--|
| Section Times | 0:52.74 [7] (0:06.15) | 0:46.59 [5] (0:10.79) | 0:35.80 [2] (0:11.20) | 0:24.60 [2] (0:11.81) | 0:12.79 [3] (0:12.79) | | | | | | | | | | | | | | | |
| Average Speed [km/h] | 41.1 | 67.2 | 64.8 | 61.3 | 56.2 | | | | | | | | | | | | | | | |
| Top Speed [km/h] | 61.7 | 68.9 | 67.6 | 62.6 | 58.4 | | | | | | | | | | | | | | | |
| Avg. Dist. to Rail [m] | 3.7 | 3.5 | 1.1 | 2.4 | 3.6 | | | | | | | | | | | | | | | |
| Avg. Stride Freq. [Hz] | 2.4 | 2.7 | 2.6 | 2.5 | 2.4 | | | | | | | | | | | | | | | |
| Avg. Stride Length [m] | 4.8 | 7.0 | 6.9 | 6.7 | 6.5 | | | | | | | | | | | | | | | |





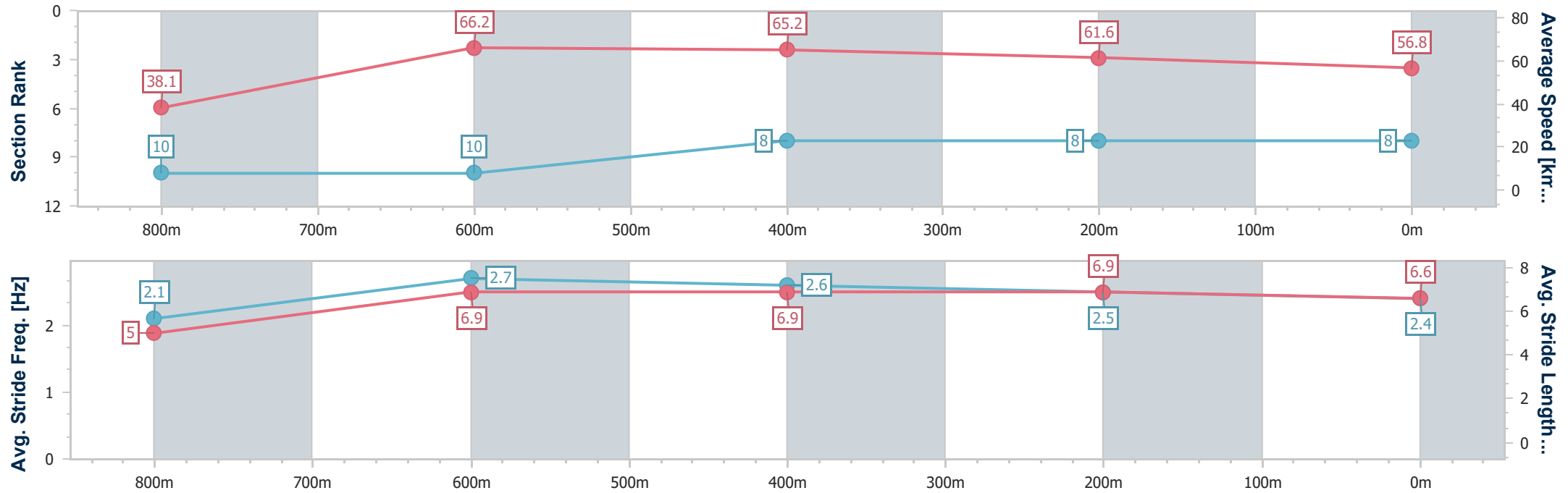
| | |
|--------------------------------|-------------------|
| Horse/Jockey Name | I'm A Chocoholic |
| Final Rank | 8 |
| Fastest Section Time (Section) | 0:06.71 (Overall) |
| Top Speed [km/h] (Section) | 69.1 (800m) |
| Race State | Finished |



Toowoomba Professional
Race 4: ARMSTRONG GWM Class 1 Handicap - 870m
19 July 2025 - 18:53
Track Rating: Good 4, Weather: Fine, Rail Position: True



| Section | Overall | 800m | 600m | 400m | 200m | | | | | | | | | | |
|------------------------|--------------------------|---------------------------|---------------------------|--------------------------|--------------------------|--|--|--|--|--|--|--|--|--|--|
| Section Times | 0:53.06 [8] (0:06.71) | 0:46.35 [10] (0:10.86) | 0:35.49 [10] (0:11.10) | 0:24.39 [8] (0:11.74) | 0:12.65 [8] (0:12.65) | | | | | | | | | | |
| Average Speed [km/h] | 38.1 | 66.2 | 65.2 | 61.6 | 56.8 | | | | | | | | | | |
| Top Speed [km/h] | 61.4 | 69.1 | 68.1 | 63.4 | 60.0 | | | | | | | | | | |
| Avg. Dist. to Rail [m] | 3.8 | 1.1 | 1.1 | 1.2 | 2.4 | | | | | | | | | | |
| Avg. Stride Freq. [Hz] | 2.1 | 2.7 | 2.6 | 2.5 | 2.4 | | | | | | | | | | |
| Avg. Stride Length [m] | 5.0 | 6.9 | 6.9 | 6.9 | 6.6 | | | | | | | | | | |





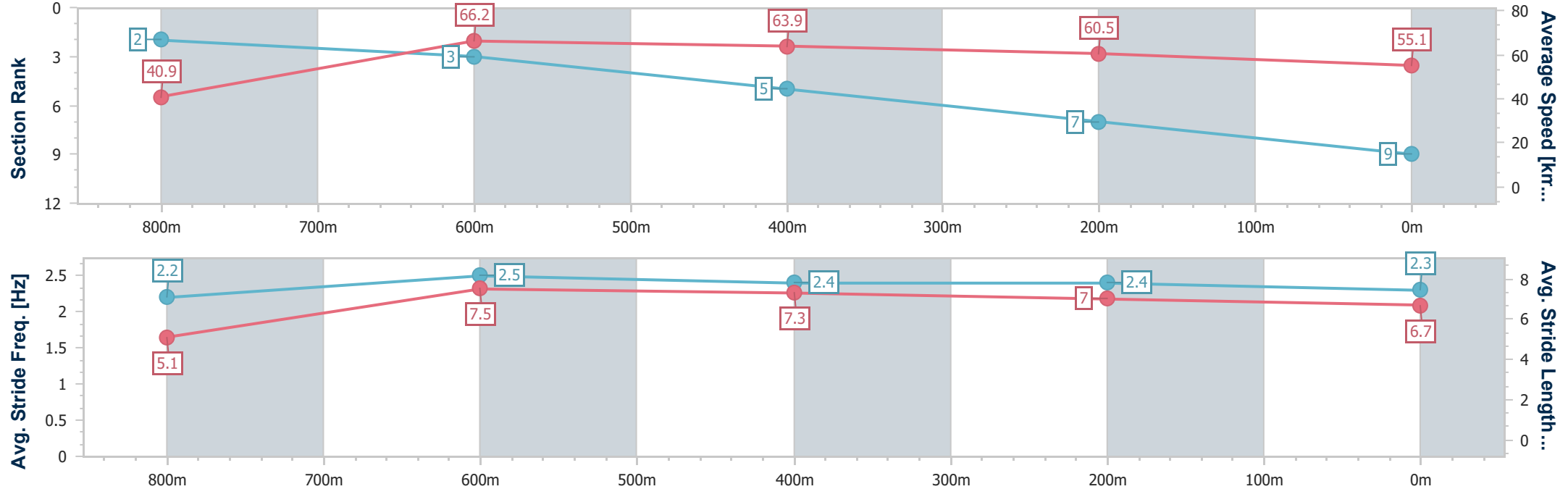
| | |
|--------------------------------|-------------------|
| Horse/Jockey Name | Say When Suttly |
| Final Rank | 9 |
| Fastest Section Time (Section) | 0:06.13 (Overall) |
| Top Speed [km/h] (Section) | 67.0 (800m) |
| Race State | Finished |



Toowoomba Professional
Race 4: ARMSTRONG GWM Class 1 Handicap - 870m
19 July 2025 - 18:53
Track Rating: Good 4, Weather: Fine, Rail Position: True



| Section | Overall | 800m | 600m | 400m | 200m | | | | | | | | | | | | | | | |
|------------------------|--------------------------|--------------------------|--------------------------|--------------------------|--------------------------|--|--|--|--|--|--|--|--|--|--|--|--|--|--|--|
| Section Times | 0:53.29 [9] (0:06.13) | 0:47.16 [2] (0:10.94) | 0:36.22 [3] (0:11.28) | 0:24.94 [5] (0:11.85) | 0:13.09 [7] (0:13.09) | | | | | | | | | | | | | | | |
| Average Speed [km/h] | 40.9 | 66.2 | 63.9 | 60.5 | 55.1 | | | | | | | | | | | | | | | |
| Top Speed [km/h] | 61.8 | 67.0 | 66.2 | 62.2 | 58.2 | | | | | | | | | | | | | | | |
| Avg. Dist. to Rail [m] | 2.2 | 1.3 | 0.3 | 0.3 | 0.7 | | | | | | | | | | | | | | | |
| Avg. Stride Freq. [Hz] | 2.2 | 2.5 | 2.4 | 2.4 | 2.3 | | | | | | | | | | | | | | | |
| Avg. Stride Length [m] | 5.1 | 7.5 | 7.3 | 7.0 | 6.7 | | | | | | | | | | | | | | | |





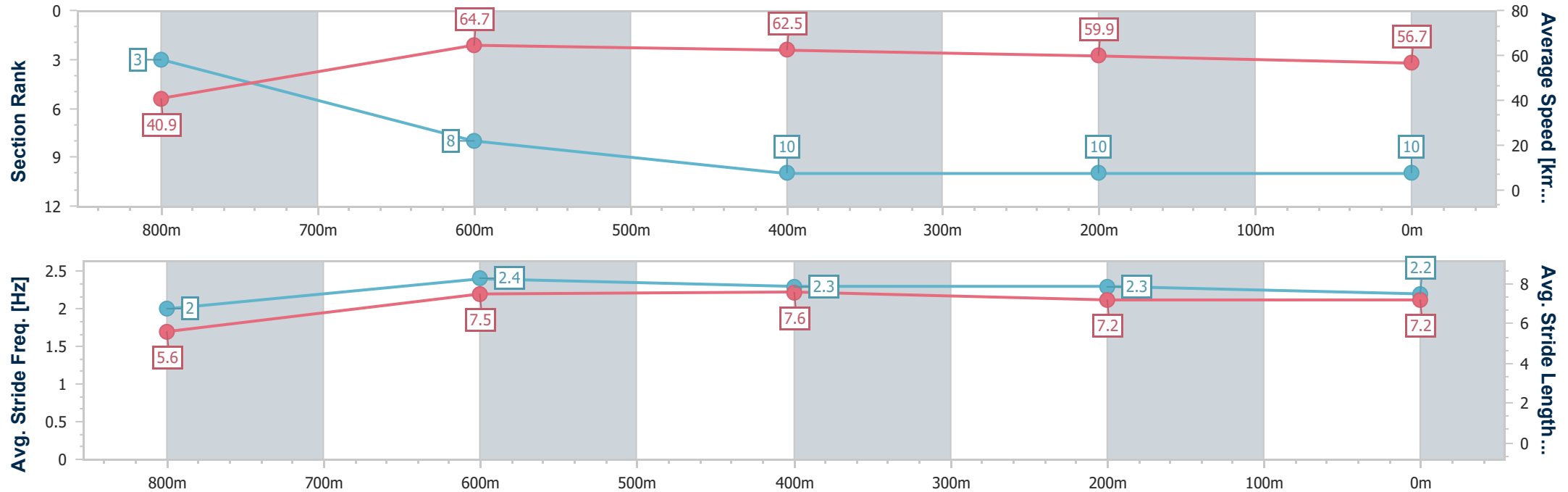
| | |
|--------------------------------|-------------------|
| Horse/Jockey Name | Asgoodasyougett |
| Final Rank | 10 |
| Fastest Section Time (Section) | 0:06.13 (Overall) |
| Top Speed [km/h] (Section) | 66.2 (800m) |
| Race State | Finished |



ToowoombaProfessional
Race 4: ARMSTRONG GWM Class 1 Handicap - 870m
19 July 2025 - 18:53
Track Rating: Good 4, Weather: Fine, Rail Position: True



| Section | Overall | 800m | 600m | 400m | 200m | | | | | | | | | | | | | | | |
|------------------------|---------------------------|--------------------------|--------------------------|---------------------------|---------------------------|--|--|--|--|--|--|--|--|--|--|--|--|--|--|--|
| Section Times | 0:53.51 [10] (0:06.13) | 0:47.38 [3] (0:11.17) | 0:36.21 [8] (0:11.55) | 0:24.66 [10] (0:11.98) | 0:12.68 [10] (0:12.68) | | | | | | | | | | | | | | | |
| Average Speed [km/h] | 40.9 | 64.7 | 62.5 | 59.9 | 56.7 | | | | | | | | | | | | | | | |
| Top Speed [km/h] | 59.9 | 66.2 | 65.9 | 61.2 | 57.7 | | | | | | | | | | | | | | | |
| Avg. Dist. to Rail [m] | 1.5 | 1.1 | 0.7 | 0.7 | 0.8 | | | | | | | | | | | | | | | |
| Avg. Stride Freq. [Hz] | 2.0 | 2.4 | 2.3 | 2.3 | 2.2 | | | | | | | | | | | | | | | |
| Avg. Stride Length [m] | 5.6 | 7.5 | 7.6 | 7.2 | 7.2 | | | | | | | | | | | | | | | |





Toowoomba Professional
Race 5: HANNAS TOOWOOMBA BENCHMARK 75 Handicap - 1000m
19 July 2025 - 19:30



Track Rating: Good 4, Weather: Fine, Rail Position: True

| Section | | | | | | Overall | 800m | 600m | 400m | 200m | | | Last 600m | |
|-------------|-----|-------------------|---------|---------------------|--------------------|----------------------|----------------------|----------------------|----------------------|----------------------|---------|------------|---------------------------|--|
| Field Times | | | | | | 1:00.39 (0:13.67) | 0:46.72 (0:11.14) | 0:35.58 (0:11.59) | 0:23.99 (0:12.20) | 0:11.79 (0:11.79) | | | 0:35.58 | |
| Rank | TAB | Horse/Jockey | Barrier | Top Speed [km/h] | Fastest Section | | | | | | | Margin | Distance Travelled [m] | |
| 1 | 6 | BEAU WITNESS | 6 | 67.8 | 0:11.16 | 1:00.39 [1] | 0:46.19 [5] | 0:35.03 [5] | 0:23.57 [5] | 0:11.74 [2] | 1:00.39 | 0:35.03 | | |
| | | Stacey Callow | | 800m | 800m | (0:14.20) | (0:11.16) | (0:11.46) | (0:11.83) | (0:11.74) | | | | |
| 2 | 3 | EXPECTANT | 3 | 67.2 | 0:10.98 | 1:01.24 [2] | 0:46.65 [6] | 0:35.67 [6] | 0:24.23 [6] | 0:12.21 [6] | 5L | 0:35.67 +0 | | |
| | | Hannah Richardson | | 800m | 800m | (0:14.59) | (0:10.98) | (0:11.44) | (0:12.02) | (0:12.21) | | | | |
| 3 | 4 | ON HOLD | 5 | 66.4 | 0:11.12 | 1:01.30 [3] | 0:47.60 [2] | 0:36.48 [2] | 0:24.90 [1] | 0:12.70 [1] | 5.2L | 0:36.48 +0 | | |
| | | Tom Orr | | 800m | 800m | (0:13.70) | (0:11.12) | (0:11.58) | (0:12.20) | (0:12.70) | | | | |
| 4 | 5 | MY NAME IS | 4 | 66.1 | 0:11.17 | 1:01.40 [4] | 0:47.51 [4] | 0:36.34 [4] | 0:24.76 [4] | 0:12.68 [3] | 5.7L | 0:36.34 +5 | | |
| | | Les Tilley | | Overall | 800m | (0:13.89) | (0:11.17) | (0:11.58) | (0:12.08) | (0:12.68) | | | | |
| 5 | 2 | DEHORNED UNICORN | 1 | 67.1 | 0:11.11 | 1:02.30 [5] | 0:48.46 [3] | 0:37.35 [3] | 0:25.71 [3] | 0:13.34 [4] | 11L | 0:37.35 -3 | | |
| | | Shania Willis | | Overall | 800m | (0:13.84) | (0:11.11) | (0:11.64) | (0:12.37) | (0:13.34) | | | | |
| 6 | 7 | RED BOOMSHAKALAKA | 2 | 66.2 | 0:11.14 | 1:02.72 [6] | 0:49.05 [1] | 0:37.91 [1] | 0:26.21 [2] | 0:13.71 [5] | 13.5L | 0:37.91 -4 | | |
| | | Kelsey Lenton | | 800m | 800m | (0:13.67) | (0:11.14) | (0:11.70) | (0:12.50) | (0:13.71) | | | | |

Scratched: Pantelone (#1)



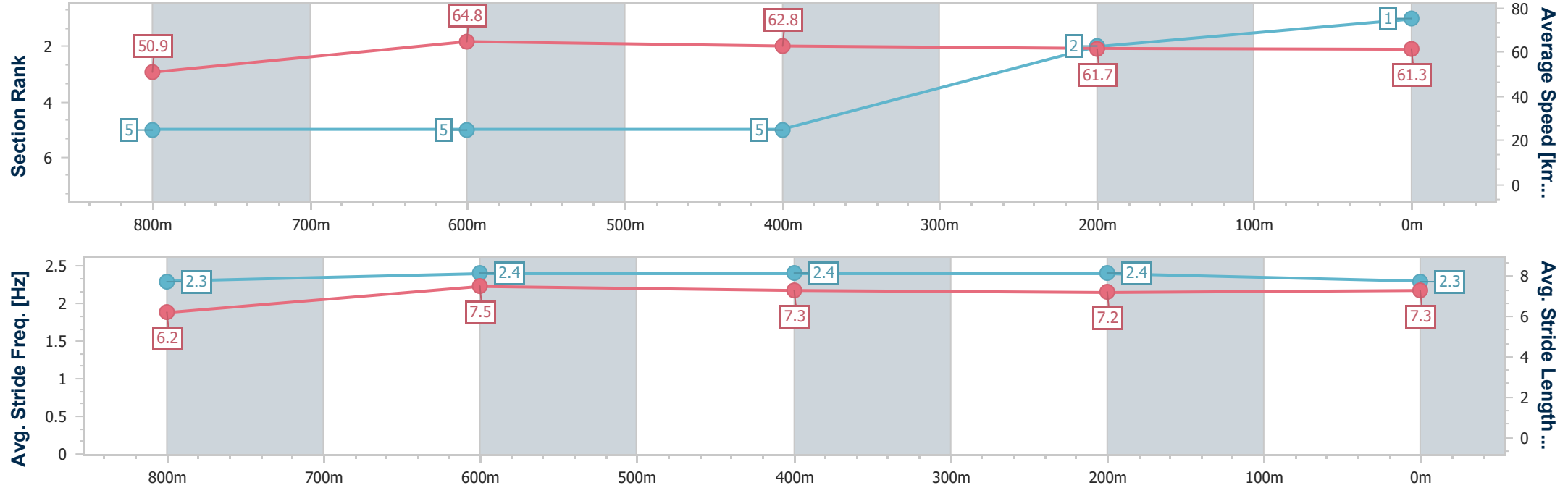
| | |
|--------------------------------|----------------|
| Horse/Jockey Name | Beau Witness |
| Final Rank | 1 |
| Fastest Section Time (Section) | 0:11.16 (800m) |
| Top Speed [km/h] (Section) | 67.8 (800m) |
| Race State | Finished |



ToowoombaProfessional
Race 5: HANNAS TOOWOOMBA BENCHMARK 75 Handicap - 1000m
19 July 2025 - 19:30
Track Rating: Good 4, Weather: Fine, Rail Position: True



| Section | Overall | 800m | 600m | 400m | 200m | | | | | | | | | | | | | | | |
|------------------------|--------------------------|--------------------------|--------------------------|--------------------------|--------------------------|--|--|--|--|--|--|--|--|--|--|--|--|--|--|--|
| Section Times | 1:00.39 [1] (0:14.20) | 0:46.19 [5] (0:11.16) | 0:35.03 [5] (0:11.46) | 0:23.57 [5] (0:11.83) | 0:11.74 [2] (0:11.74) | | | | | | | | | | | | | | | |
| Average Speed [km/h] | 50.9 | 64.8 | 62.8 | 61.7 | 61.3 | | | | | | | | | | | | | | | |
| Top Speed [km/h] | 67.5 | 67.8 | 64.5 | 63.0 | 62.5 | | | | | | | | | | | | | | | |
| Avg. Dist. to Rail [m] | 4.8 | 1.4 | 0.4 | 3.7 | 6.1 | | | | | | | | | | | | | | | |
| Avg. Stride Freq. [Hz] | 2.3 | 2.4 | 2.4 | 2.4 | 2.3 | | | | | | | | | | | | | | | |
| Avg. Stride Length [m] | 6.2 | 7.5 | 7.3 | 7.2 | 7.3 | | | | | | | | | | | | | | | |





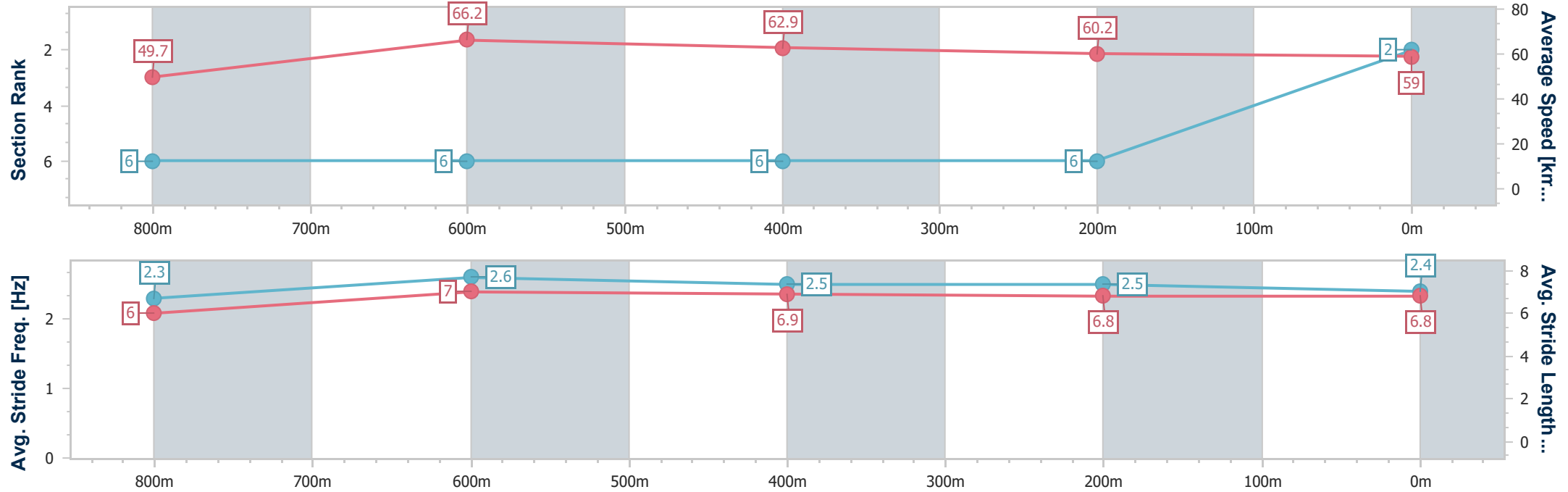
| | |
|--------------------------------|----------------|
| Horse/Jockey Name | Expectant |
| Final Rank | 2 |
| Fastest Section Time (Section) | 0:10.98 (800m) |
| Top Speed [km/h] (Section) | 67.2 (800m) |
| Race State | Finished |



ToowoombaProfessional
Race 5: HANNAS TOOWOOMBA BENCHMARK 75 Handicap - 1000m
19 July 2025 - 19:30
Track Rating: Good 4, Weather: Fine, Rail Position: True



| Section | Overall | 800m | 600m | 400m | 200m | | | | | | | | | | |
|------------------------|--------------------------|--------------------------|--------------------------|--------------------------|--------------------------|--|--|--|--|--|--|--|--|--|--|
| Section Times | 1:01.24 [2] (0:14.59) | 0:46.65 [6] (0:10.98) | 0:35.67 [6] (0:11.44) | 0:24.23 [6] (0:12.02) | 0:12.21 [6] (0:12.21) | | | | | | | | | | |
| Average Speed [km/h] | 49.7 | 66.2 | 62.9 | 60.2 | 59.0 | | | | | | | | | | |
| Top Speed [km/h] | 65.5 | 67.2 | 64.5 | 61.5 | 59.9 | | | | | | | | | | |
| Avg. Dist. to Rail [m] | 3.7 | 2.0 | 0.3 | 2.8 | 5.9 | | | | | | | | | | |
| Avg. Stride Freq. [Hz] | 2.3 | 2.6 | 2.5 | 2.5 | 2.4 | | | | | | | | | | |
| Avg. Stride Length [m] | 6.0 | 7.0 | 6.9 | 6.8 | 6.8 | | | | | | | | | | |





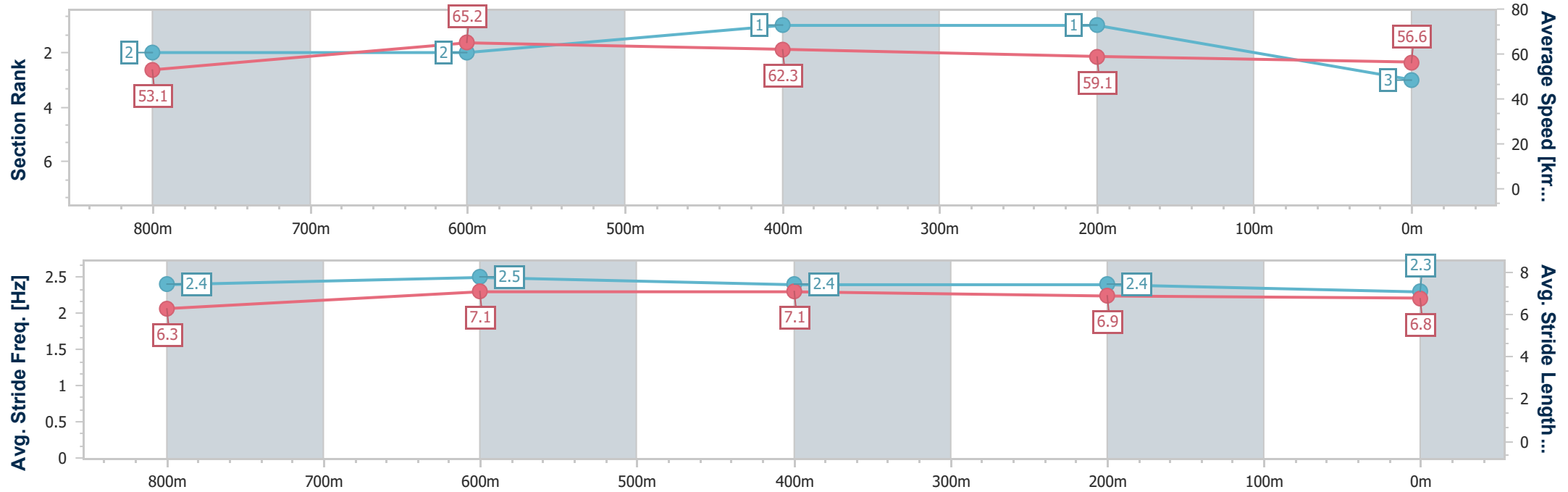
| | |
|--------------------------------|----------------|
| Horse/Jockey Name | On Hold |
| Final Rank | 3 |
| Fastest Section Time (Section) | 0:11.12 (800m) |
| Top Speed [km/h] (Section) | 66.4 (800m) |
| Race State | Finished |



ToowoombaProfessional
Race 5: HANNAS TOOWOOMBA BENCHMARK 75 Handicap - 1000m
19 July 2025 - 19:30
Track Rating: Good 4, Weather: Fine, Rail Position: True



| Section | Overall | 800m | 600m | 400m | 200m | | | | | | | | | | | | | | | |
|------------------------|--------------------------|--------------------------|--------------------------|--------------------------|--------------------------|--|--|--|--|--|--|--|--|--|--|--|--|--|--|--|
| Section Times | 1:01.30 [3] (0:13.70) | 0:47.60 [2] (0:11.12) | 0:36.48 [2] (0:11.58) | 0:24.90 [1] (0:12.20) | 0:12.70 [1] (0:12.70) | | | | | | | | | | | | | | | |
| Average Speed [km/h] | 53.1 | 65.2 | 62.3 | 59.1 | 56.6 | | | | | | | | | | | | | | | |
| Top Speed [km/h] | 66.1 | 66.4 | 64.4 | 60.0 | 58.8 | | | | | | | | | | | | | | | |
| Avg. Dist. to Rail [m] | 5.9 | 1.6 | 0.7 | 0.5 | 1.6 | | | | | | | | | | | | | | | |
| Avg. Stride Freq. [Hz] | 2.4 | 2.5 | 2.4 | 2.4 | 2.3 | | | | | | | | | | | | | | | |
| Avg. Stride Length [m] | 6.3 | 7.1 | 7.1 | 6.9 | 6.8 | | | | | | | | | | | | | | | |





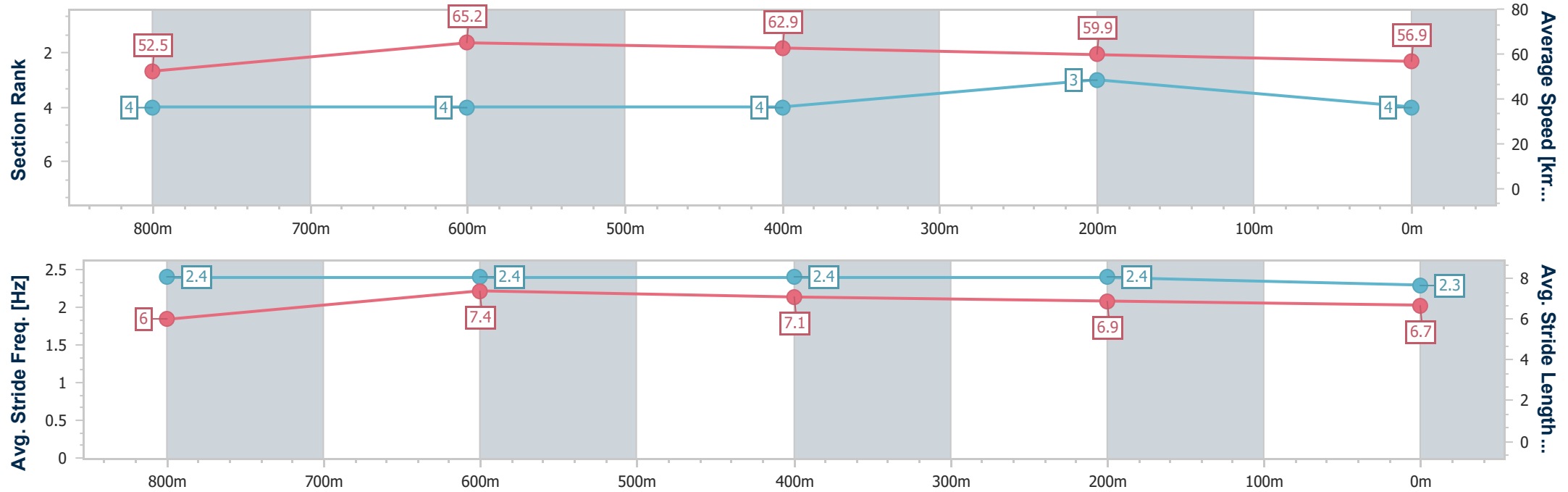
| | |
|--------------------------------|----------------|
| Horse/Jockey Name | My Name Is |
| Final Rank | 4 |
| Fastest Section Time (Section) | 0:11.17 (800m) |
| Top Speed [km/h] (Section) | 66.1 (Overall) |
| Race State | Finished |



ToowoombaProfessional
Race 5: HANNAS TOOWOOMBA BENCHMARK 75 Handicap - 1000m
19 July 2025 - 19:30
Track Rating: Good 4, Weather: Fine, Rail Position: True



| Section | Overall | 800m | 600m | 400m | 200m | | | | | | | | | | | | | | |
|------------------------|--------------------------|--------------------------|--------------------------|--------------------------|--------------------------|--|--|--|--|--|--|--|--|--|--|--|--|--|--|
| Section Times | 1:01.40 [4] (0:13.89) | 0:47.51 [4] (0:11.17) | 0:36.34 [4] (0:11.58) | 0:24.76 [4] (0:12.08) | 0:12.68 [3] (0:12.68) | | | | | | | | | | | | | | |
| Average Speed [km/h] | 52.5 | 65.2 | 62.9 | 59.9 | 56.9 | | | | | | | | | | | | | | |
| Top Speed [km/h] | 66.1 | 66.1 | 65.5 | 61.4 | 59.1 | | | | | | | | | | | | | | |
| Avg. Dist. to Rail [m] | 6.5 | 3.1 | 1.9 | 2.3 | 2.5 | | | | | | | | | | | | | | |
| Avg. Stride Freq. [Hz] | 2.4 | 2.4 | 2.4 | 2.4 | 2.3 | | | | | | | | | | | | | | |
| Avg. Stride Length [m] | 6.0 | 7.4 | 7.1 | 6.9 | 6.7 | | | | | | | | | | | | | | |





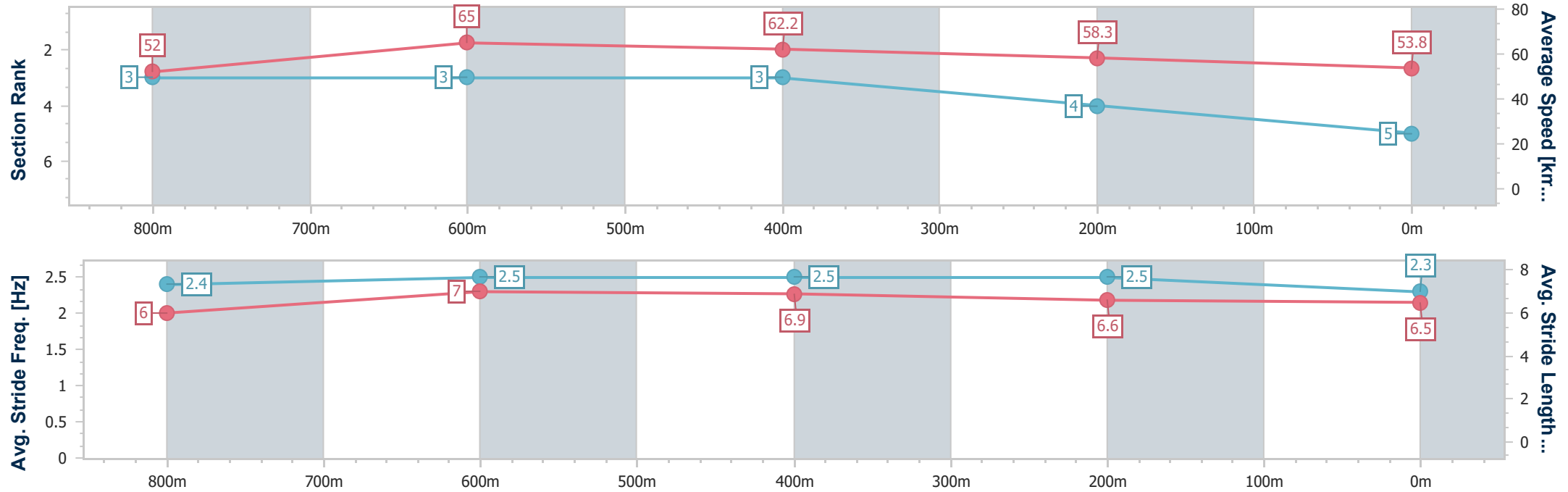
| | |
|--------------------------------|------------------|
| Horse/Jockey Name | Dehorned Unicorn |
| Final Rank | 5 |
| Fastest Section Time (Section) | 0:11.11 (800m) |
| Top Speed [km/h] (Section) | 67.1 (Overall) |
| Race State | Finished |



ToowoombaProfessional
Race 5: HANNAS TOOWOOMBA BENCHMARK 75 Handicap - 1000m
19 July 2025 - 19:30
Track Rating: Good 4, Weather: Fine, Rail Position: True



| Section | Overall | 800m | 600m | 400m | 200m | | | | | | | | | | | | | | | |
|------------------------|--------------------------|--------------------------|--------------------------|--------------------------|--------------------------|--|--|--|--|--|--|--|--|--|--|--|--|--|--|--|
| Section Times | 1:02.30 [5] (0:13.84) | 0:48.46 [3] (0:11.11) | 0:37.35 [3] (0:11.64) | 0:25.71 [3] (0:12.37) | 0:13.34 [4] (0:13.34) | | | | | | | | | | | | | | | |
| Average Speed [km/h] | 52.0 | 65.0 | 62.2 | 58.3 | 53.8 | | | | | | | | | | | | | | | |
| Top Speed [km/h] | 67.1 | 67.0 | 64.0 | 59.9 | 56.4 | | | | | | | | | | | | | | | |
| Avg. Dist. to Rail [m] | 1.5 | 1.2 | 0.9 | 0.7 | 0.8 | | | | | | | | | | | | | | | |
| Avg. Stride Freq. [Hz] | 2.4 | 2.5 | 2.5 | 2.5 | 2.3 | | | | | | | | | | | | | | | |
| Avg. Stride Length [m] | 6.0 | 7.0 | 6.9 | 6.6 | 6.5 | | | | | | | | | | | | | | | |





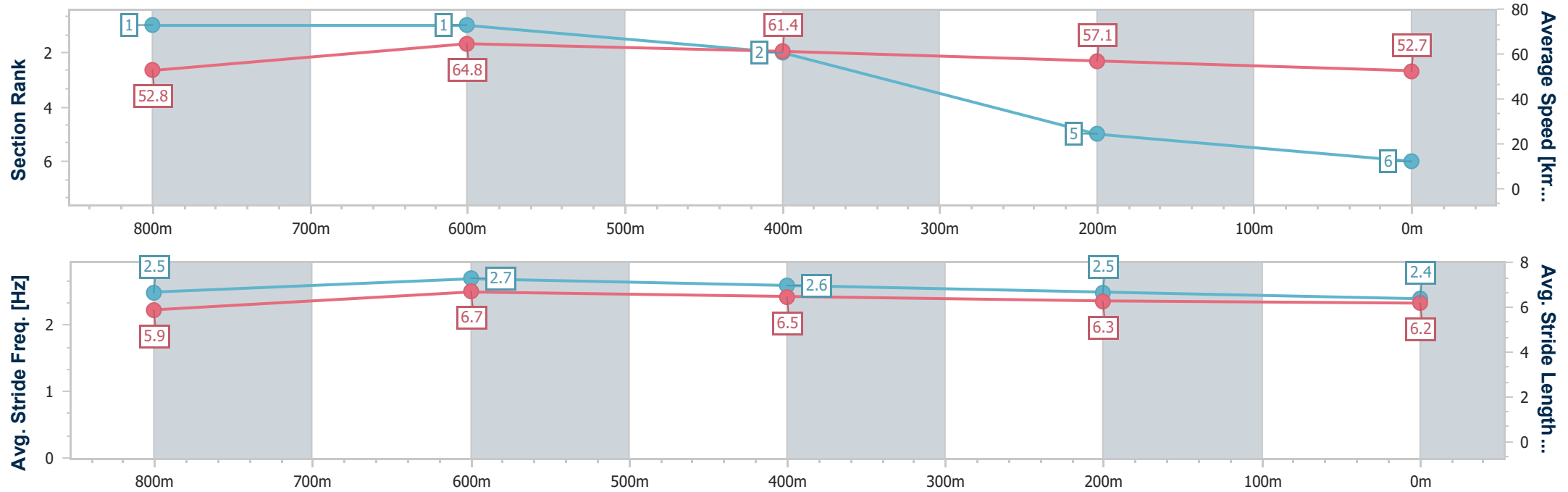
| | |
|--------------------------------|-------------------|
| Horse/Jockey Name | Red Boomshakalaka |
| Final Rank | 6 |
| Fastest Section Time (Section) | 0:11.14 (800m) |
| Top Speed [km/h] (Section) | 66.2 (800m) |
| Race State | Finished |



ToowoombaProfessional
Race 5: HANNAS TOOWOOMBA BENCHMARK 75 Handicap - 1000m
19 July 2025 - 19:30
Track Rating: Good 4, Weather: Fine, Rail Position: True



| Section | Overall | 800m | 600m | 400m | 200m | | | | | | | | | | |
|------------------------|--------------------------|--------------------------|--------------------------|--------------------------|--------------------------|--|--|--|--|--|--|--|--|--|--|
| Section Times | 1:02.72 [6] (0:13.67) | 0:49.05 [1] (0:11.14) | 0:37.91 [1] (0:11.70) | 0:26.21 [2] (0:12.50) | 0:13.71 [5] (0:13.71) | | | | | | | | | | |
| Average Speed [km/h] | 52.8 | 64.8 | 61.4 | 57.1 | 52.7 | | | | | | | | | | |
| Top Speed [km/h] | 65.4 | 66.2 | 64.4 | 59.2 | 55.4 | | | | | | | | | | |
| Avg. Dist. to Rail [m] | 3.1 | 0.6 | 0.9 | 1.2 | 0.6 | | | | | | | | | | |
| Avg. Stride Freq. [Hz] | 2.5 | 2.7 | 2.6 | 2.5 | 2.4 | | | | | | | | | | |
| Avg. Stride Length [m] | 5.9 | 6.7 | 6.5 | 6.3 | 6.2 | | | | | | | | | | |





Toowoomba Professional

Race 6: K&R PLUMBING SUPPLIES Maiden Plate - 1200m

19 July 2025 - 20:03



Track Rating: Good 4, Weather: Fine, Rail Position: True

| Section | | | | | | Overall | 1000m | 800m | 600m | 400m | 200m | Last 600m | | |
|-------------|-----|--------------------|---------|---------------------|--------------------|----------------------|----------------------|----------------------|----------------------|----------------------|----------------------|-----------|---------------------------|----|
| Field Times | | | | | | 1:14.79 (0:13.40) | 1:01.39 (0:11.30) | 0:50.09 (0:12.33) | 0:37.76 (0:12.68) | 0:25.08 (0:12.55) | 0:12.53 (0:12.53) | 0:37.76 | | |
| Rank | TAB | Horse/Jockey | Barrier | Top Speed [km/h] | Fastest Section | | | | | | | Margin | Distance Travelled [m] | |
| 1 | 13 | MIDNIGHT MIRACLE | 10 | 64.6 | 0:11.45 | 1:14.79 [1] | 1:00.70 [9] | 0:49.25 [7] | 0:37.18 [6] | 0:24.76 [4] | 0:12.53 [1] | 1:14.79 | 0:37.18 | |
| | | Les Tilley | | 1000m | 1000m | (0:14.09) | (0:11.45) | (0:12.07) | (0:12.42) | (0:12.23) | (0:12.53) | | | |
| 2 | 8 | SILVER AGENT | 4 | 66.5 | 0:11.45 | 1:15.40 [2] | 1:01.91 [3] | 0:50.46 [3] | 0:38.17 [3] | 0:25.42 [3] | 0:12.68 [3] | 3.5L | 0:38.17 | -3 |
| | | Jake Molloy | | Overall | 1000m | (0:13.49) | (0:11.45) | (0:12.29) | (0:12.75) | (0:12.74) | (0:12.68) | | | |
| 3 | 1 | BAD BOY BOONE | 7 | 66.2 | 0:11.45 | 1:15.68 [3] | 1:01.44 [10] | 0:49.99 [8] | 0:37.59 [10] | 0:25.13 [8] | 0:12.54 [5] | 5L | 0:37.59 | -1 |
| | | Paul Hamblin | | 1000m | 1000m | (0:14.24) | (0:11.45) | (0:12.40) | (0:12.46) | (0:12.59) | (0:12.54) | | | |
| 4 | 9 | SOUTHAMPTON NICCO | 9 | 67.5 | 0:11.22 | 1:16.11 [4] | 1:02.63 [2] | 0:51.41 [1] | 0:39.08 [1] | 0:26.40 [1] | 0:13.62 [2] | 7.5L | 0:39.08 | +0 |
| | | Olivia Webb | | Overall | 1000m | (0:13.48) | (0:11.22) | (0:12.33) | (0:12.68) | (0:12.78) | (0:13.62) | | | |
| 5 | 15 | ALZURRI | 5 | 63.1 | 0:11.71 | 1:16.24 [5] | 1:02.23 [7] | 0:50.52 [10] | 0:38.35 [8] | 0:25.60 [9] | 0:12.71 [9] | 8.3L | 0:38.35 | +2 |
| | | Tom Orr | | 1000m | 1000m | (0:14.01) | (0:11.71) | (0:12.17) | (0:12.75) | (0:12.89) | (0:12.71) | | | |
| 6 | 6 | COBBLE | 3 | 65.3 | 0:11.46 | 1:16.35 [6] | 1:02.40 [6] | 0:50.94 [5] | 0:38.75 [5] | 0:26.03 [7] | 0:13.08 [7] | 8.8L | 0:38.75 | +0 |
| | | Nathan Fazackerley | | 1000m | 1000m | (0:13.95) | (0:11.46) | (0:12.19) | (0:12.72) | (0:12.95) | (0:13.08) | | | |
| 7 | 11 | FLASH DRIVE | 1 | 64.2 | 0:11.67 | 1:16.52 [7] | 1:02.75 [5] | 0:51.08 [6] | 0:38.88 [7] | 0:26.21 [6] | 0:13.33 [6] | 9.8L | 0:38.88 | -7 |
| | | Chelsea Baker | | Overall | 1000m | (0:13.77) | (0:11.67) | (0:12.20) | (0:12.67) | (0:12.88) | (0:13.33) | | | |
| 8 | 2 | HANAA BOY | 8 | 66.5 | 0:11.61 | 1:17.14 [8] | 1:03.59 [4] | 0:51.98 [4] | 0:39.73 [4] | 0:26.88 [5] | 0:13.68 [8] | 13.3L | 0:39.73 | -1 |
| | | Shania Willis | | Overall | 1000m | (0:13.55) | (0:11.61) | (0:12.25) | (0:12.85) | (0:13.20) | (0:13.68) | | | |
| 9 | 12 | JELAILA | 6 | 66.1 | 0:11.43 | 1:17.56 [9] | 1:04.16 [1] | 0:52.73 [2] | 0:40.38 [2] | 0:27.71 [2] | 0:14.64 [4] | 15.6L | 0:40.38 | -4 |
| | | Kenji Yoshida | | 1000m | 1000m | (0:13.40) | (0:11.43) | (0:12.35) | (0:12.67) | (0:13.07) | (0:14.64) | | | |
| 10 | 10 | MISS ELLYSE | 2 | 63.9 | 0:11.62 | 1:20.96 [10] | 1:06.87 [8] | 0:55.25 [9] | 0:42.89 [9] | 0:29.93 [10] | 0:15.50 [10] | 35.4L | 0:42.89 | -8 |
| | | Montanna Savva | | 1000m | 1000m | (0:14.09) | (0:11.62) | (0:12.36) | (0:12.96) | (0:14.43) | (0:15.50) | | | |

Scratched: Alabama Moonlight (#4), Sweet Anthe (#14), Besiege (#5), Want To Be Proud (#3), Malbec Man (#7)



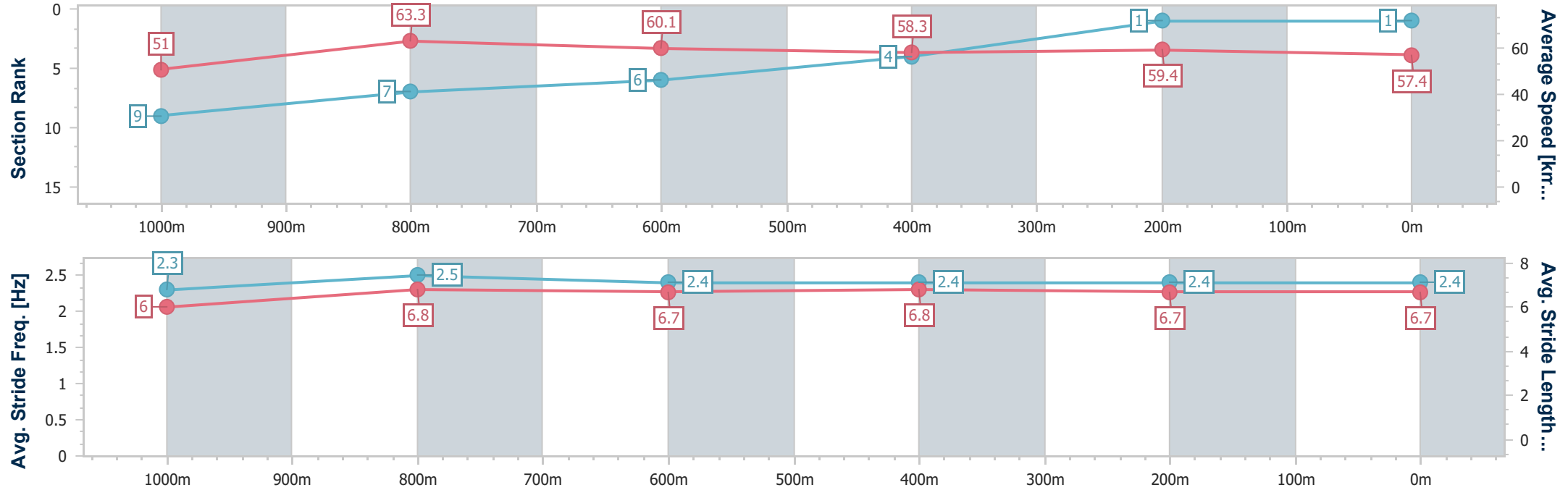
| | |
|--------------------------------|------------------|
| Horse/Jockey Name | Midnight Miracle |
| Final Rank | 1 |
| Fastest Section Time (Section) | 0:11.45 (1000m) |
| Top Speed [km/h] (Section) | 64.6 (1000m) |
| Race State | Finished |



ToowoombaProfessional
Race 6: K&R PLUMBING SUPPLIES Maiden Plate - 1200m
19 July 2025 - 20:03
Track Rating: Good 4, Weather: Fine, Rail Position: True



| Section | Overall | 1000m | 800m | 600m | 400m | 200m | | | | | | | |
|------------------------|--------------------------|--------------------------|--------------------------|--------------------------|--------------------------|--------------------------|--|--|--|--|--|--|--|
| Section Times | 1:14.79 [1] (0:14.09) | 1:00.70 [9] (0:11.45) | 0:49.25 [7] (0:12.07) | 0:37.18 [6] (0:12.42) | 0:24.76 [4] (0:12.23) | 0:12.53 [1] (0:12.53) | | | | | | | |
| Average Speed [km/h] | 51.0 | 63.3 | 60.1 | 58.3 | 59.4 | 57.4 | | | | | | | |
| Top Speed [km/h] | 64.5 | 64.6 | 61.5 | 59.3 | 60.0 | 59.6 | | | | | | | |
| Avg. Dist. to Rail [m] | 9.4 | 2.8 | 1.6 | 1.5 | 2.4 | 2.9 | | | | | | | |
| Avg. Stride Freq. [Hz] | 2.3 | 2.5 | 2.4 | 2.4 | 2.4 | 2.4 | | | | | | | |
| Avg. Stride Length [m] | 6.0 | 6.8 | 6.7 | 6.8 | 6.7 | 6.7 | | | | | | | |





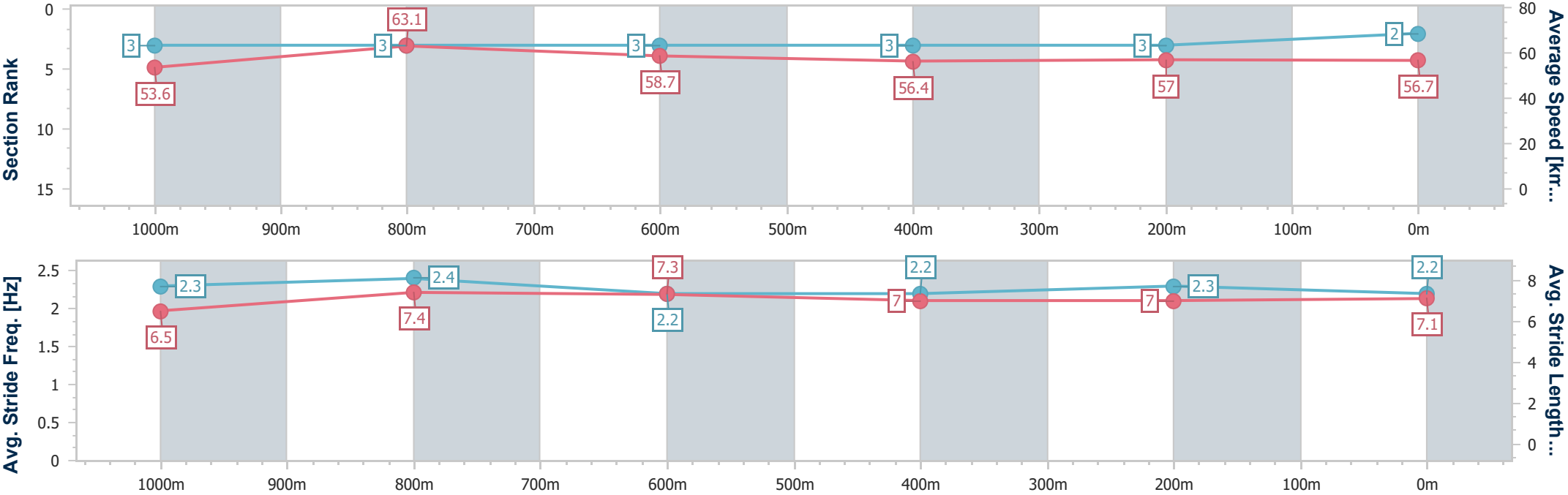
| | |
|--------------------------------|-----------------|
| Horse/Jockey Name | Silver Agent |
| Final Rank | 2 |
| Fastest Section Time (Section) | 0:11.45 (1000m) |
| Top Speed [km/h] (Section) | 66.5 (Overall) |
| Race State | Finished |



ToowoombaProfessional
Race 6: K&R PLUMBING SUPPLIES Maiden Plate - 1200m
19 July 2025 - 20:03
Track Rating: Good 4, Weather: Fine, Rail Position: True



| Section | Overall | 1000m | 800m | 600m | 400m | 200m | | | | | | | |
|------------------------|--------------------------|--------------------------|--------------------------|--------------------------|--------------------------|--------------------------|--|--|--|--|--|--|--|
| Section Times | 1:15.40 [2] (0:13.49) | 1:01.91 [3] (0:11.45) | 0:50.46 [3] (0:12.29) | 0:38.17 [3] (0:12.75) | 0:25.42 [3] (0:12.74) | 0:12.68 [3] (0:12.68) | | | | | | | |
| Average Speed [km/h] | 53.6 | 63.1 | 58.7 | 56.4 | 57.0 | 56.7 | | | | | | | |
| Top Speed [km/h] | 66.5 | 65.4 | 60.7 | 57.5 | 57.9 | 59.2 | | | | | | | |
| Avg. Dist. to Rail [m] | 5.6 | 1.6 | 0.4 | 0.4 | 3.0 | 3.2 | | | | | | | |
| Avg. Stride Freq. [Hz] | 2.3 | 2.4 | 2.2 | 2.2 | 2.3 | 2.2 | | | | | | | |
| Avg. Stride Length [m] | 6.5 | 7.4 | 7.3 | 7.0 | 7.0 | 7.1 | | | | | | | |





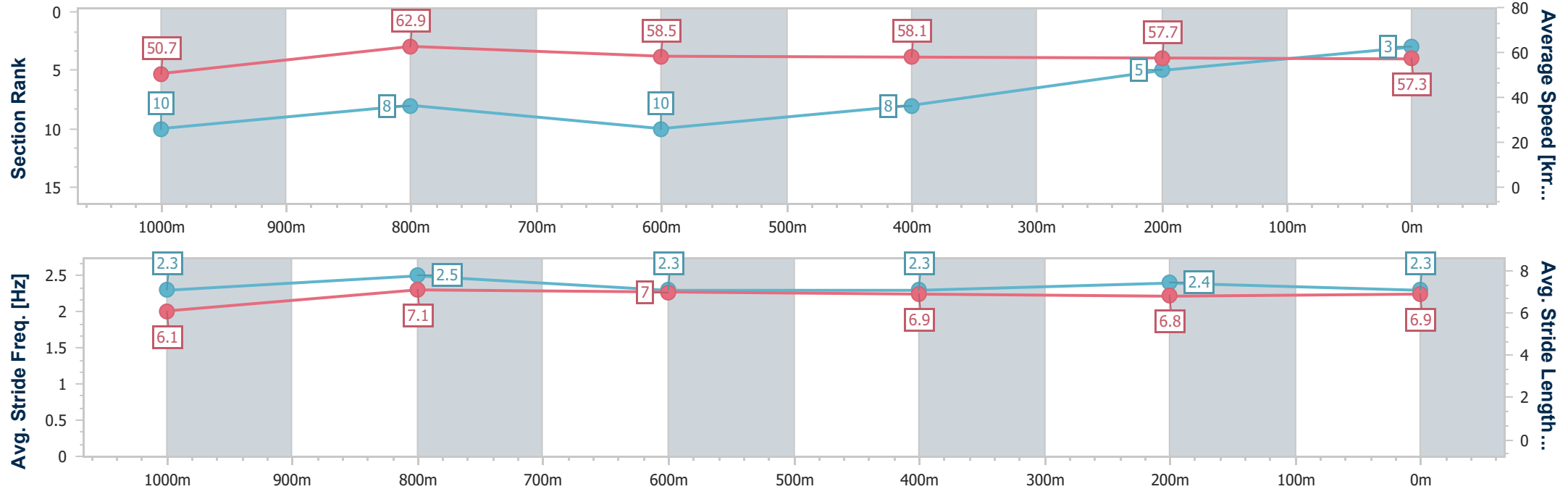
| | |
|--------------------------------|-----------------|
| Horse/Jockey Name | Bad Boy Boone |
| Final Rank | 3 |
| Fastest Section Time (Section) | 0:11.45 (1000m) |
| Top Speed [km/h] (Section) | 66.2 (1000m) |
| Race State | Finished |



ToowoombaProfessional
Race 6: K&R PLUMBING SUPPLIES Maiden Plate - 1200m
19 July 2025 - 20:03
Track Rating: Good 4, Weather: Fine, Rail Position: True



| Section | Overall | 1000m | 800m | 600m | 400m | 200m | | | | | | | |
|------------------------|--------------------------|---------------------------|--------------------------|---------------------------|--------------------------|--------------------------|--|--|--|--|--|--|--|
| Section Times | 1:15.68 [3] (0:14.24) | 1:01.44 [10] (0:11.45) | 0:49.99 [8] (0:12.40) | 0:37.59 [10] (0:12.46) | 0:25.13 [8] (0:12.59) | 0:12.54 [5] (0:12.54) | | | | | | | |
| Average Speed [km/h] | 50.7 | 62.9 | 58.5 | 58.1 | 57.7 | 57.3 | | | | | | | |
| Top Speed [km/h] | 65.7 | 66.2 | 61.2 | 59.5 | 58.8 | 57.8 | | | | | | | |
| Avg. Dist. to Rail [m] | 8.7 | 1.3 | 1.3 | 1.3 | 2.6 | 4.1 | | | | | | | |
| Avg. Stride Freq. [Hz] | 2.3 | 2.5 | 2.3 | 2.3 | 2.4 | 2.3 | | | | | | | |
| Avg. Stride Length [m] | 6.1 | 7.1 | 7.0 | 6.9 | 6.8 | 6.9 | | | | | | | |





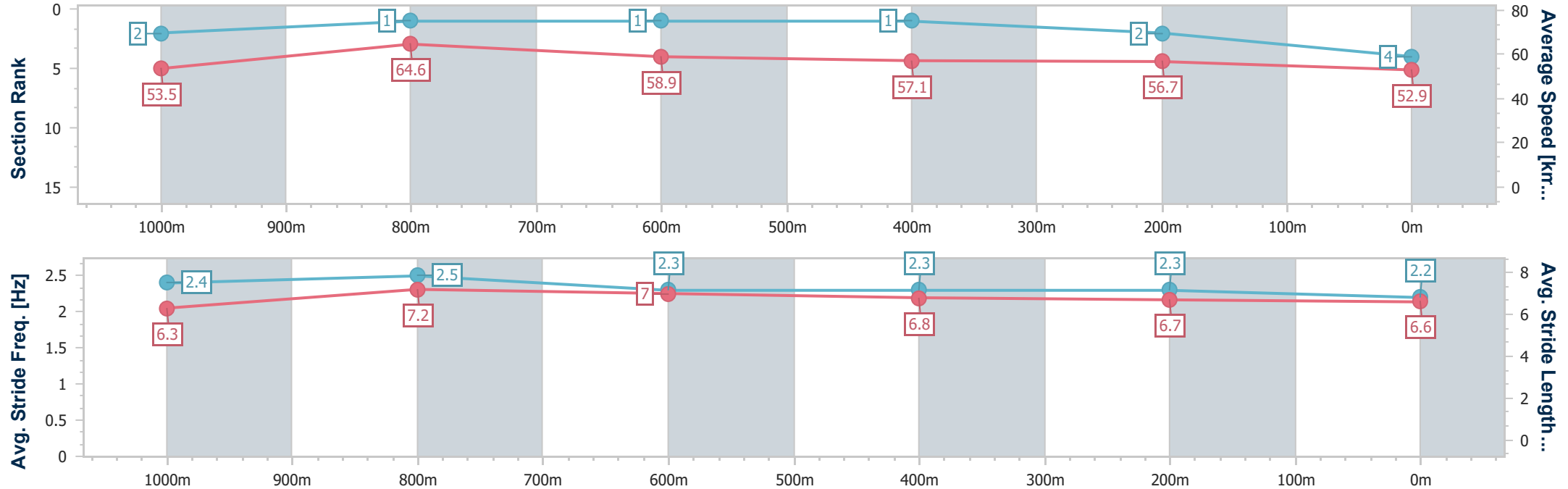
| | |
|--------------------------------|-------------------|
| Horse/Jockey Name | Southampton Nicco |
| Final Rank | 4 |
| Fastest Section Time (Section) | 0:11.22 (1000m) |
| Top Speed [km/h] (Section) | 67.5 (Overall) |
| Race State | Finished |



ToowoombaProfessional
Race 6: K&R PLUMBING SUPPLIES Maiden Plate - 1200m
19 July 2025 - 20:03
Track Rating: Good 4, Weather: Fine, Rail Position: True



| Section | Overall | 1000m | 800m | 600m | 400m | 200m | | | | | | | | |
|------------------------|--------------------------|--------------------------|--------------------------|--------------------------|--------------------------|--------------------------|--|--|--|--|--|--|--|--|
| Section Times | 1:16.11 [4] (0:13.48) | 1:02.63 [2] (0:11.22) | 0:51.41 [1] (0:12.33) | 0:39.08 [1] (0:12.68) | 0:26.40 [1] (0:12.78) | 0:13.62 [2] (0:13.62) | | | | | | | | |
| Average Speed [km/h] | 53.5 | 64.6 | 58.9 | 57.1 | 56.7 | 52.9 | | | | | | | | |
| Top Speed [km/h] | 67.5 | 67.4 | 61.3 | 58.0 | 58.2 | 54.9 | | | | | | | | |
| Avg. Dist. to Rail [m] | 7.1 | 1.3 | 2.3 | 1.8 | 1.7 | 0.6 | | | | | | | | |
| Avg. Stride Freq. [Hz] | 2.4 | 2.5 | 2.3 | 2.3 | 2.3 | 2.2 | | | | | | | | |
| Avg. Stride Length [m] | 6.3 | 7.2 | 7.0 | 6.8 | 6.7 | 6.6 | | | | | | | | |





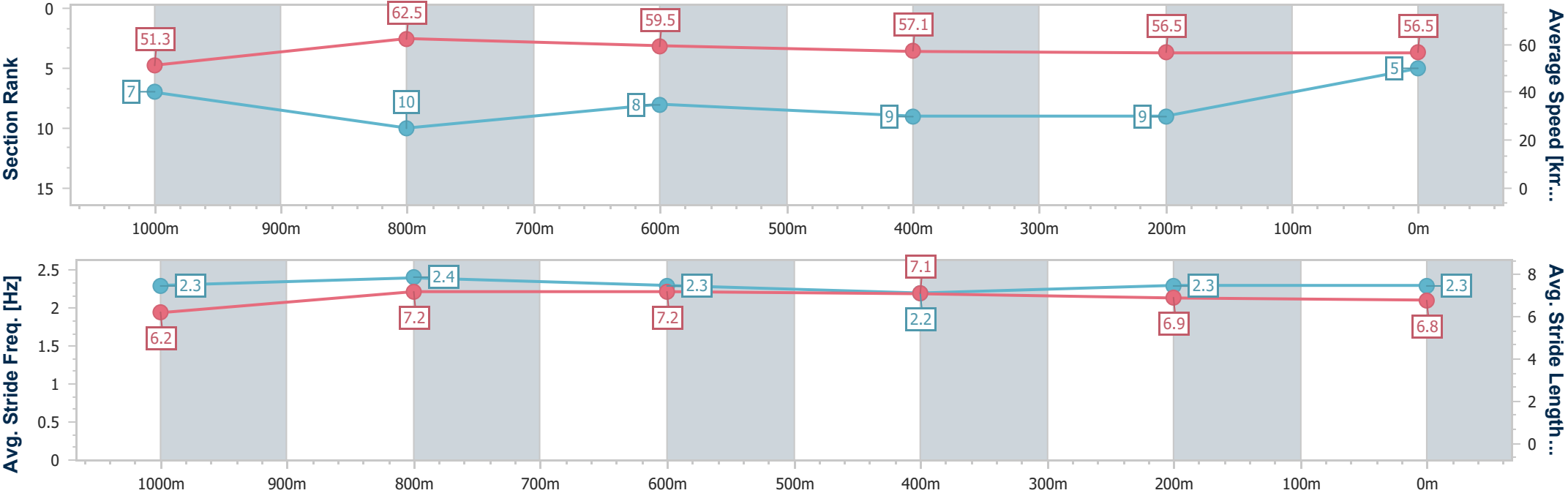
| | |
|--------------------------------|-----------------|
| Horse/Jockey Name | Alzurri |
| Final Rank | 5 |
| Fastest Section Time (Section) | 0:11.71 (1000m) |
| Top Speed [km/h] (Section) | 63.1 (1000m) |
| Race State | Finished |



ToowoombaProfessional
Race 6: K&R PLUMBING SUPPLIES Maiden Plate - 1200m
19 July 2025 - 20:03
Track Rating: Good 4, Weather: Fine, Rail Position: True



| Section | Overall | 1000m | 800m | 600m | 400m | 200m | | | | | | | |
|------------------------|--------------------------|--------------------------|---------------------------|--------------------------|--------------------------|--------------------------|--|--|--|--|--|--|--|
| Section Times | 1:16.24 [5] (0:14.01) | 1:02.23 [7] (0:11.71) | 0:50.52 [10] (0:12.17) | 0:38.35 [8] (0:12.75) | 0:25.60 [9] (0:12.89) | 0:12.71 [9] (0:12.71) | | | | | | | |
| Average Speed [km/h] | 51.3 | 62.5 | 59.5 | 57.1 | 56.5 | 56.5 | | | | | | | |
| Top Speed [km/h] | 62.6 | 63.1 | 62.3 | 58.3 | 58.0 | 57.9 | | | | | | | |
| Avg. Dist. to Rail [m] | 8.1 | 3.5 | 2.4 | 2.3 | 2.2 | 0.9 | | | | | | | |
| Avg. Stride Freq. [Hz] | 2.3 | 2.4 | 2.3 | 2.2 | 2.3 | 2.3 | | | | | | | |
| Avg. Stride Length [m] | 6.2 | 7.2 | 7.2 | 7.1 | 6.9 | 6.8 | | | | | | | |





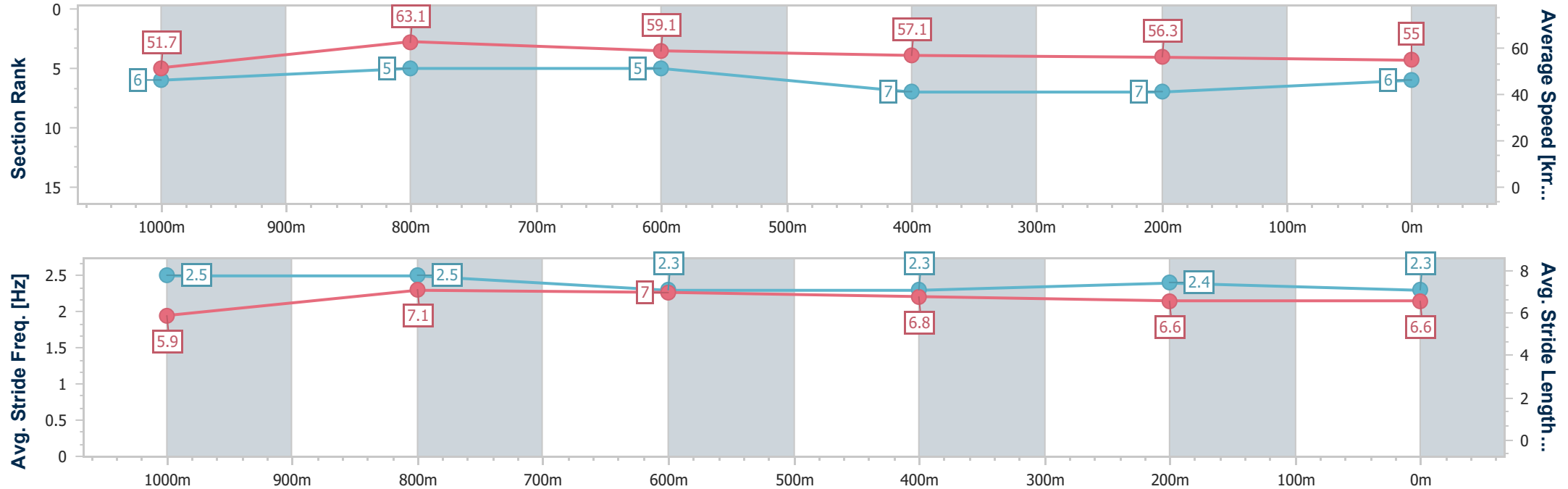
| | |
|--------------------------------|-----------------|
| Horse/Jockey Name | Cobble |
| Final Rank | 6 |
| Fastest Section Time (Section) | 0:11.46 (1000m) |
| Top Speed [km/h] (Section) | 65.3 (1000m) |
| Race State | Finished |



ToowoombaProfessional
Race 6: K&R PLUMBING SUPPLIES Maiden Plate - 1200m
19 July 2025 - 20:03
Track Rating: Good 4, Weather: Fine, Rail Position: True



| Section | Overall | 1000m | 800m | 600m | 400m | 200m | | | | | | | |
|------------------------|--------------------------|--------------------------|--------------------------|--------------------------|--------------------------|--------------------------|--|--|--|--|--|--|--|
| Section Times | 1:16.35 [6] (0:13.95) | 1:02.40 [6] (0:11.46) | 0:50.94 [5] (0:12.19) | 0:38.75 [5] (0:12.72) | 0:26.03 [7] (0:12.95) | 0:13.08 [7] (0:13.08) | | | | | | | |
| Average Speed [km/h] | 51.7 | 63.1 | 59.1 | 57.1 | 56.3 | 55.0 | | | | | | | |
| Top Speed [km/h] | 64.7 | 65.3 | 60.8 | 58.3 | 57.1 | 56.0 | | | | | | | |
| Avg. Dist. to Rail [m] | 4.1 | 1.5 | 1.1 | 1.1 | 3.9 | 5.0 | | | | | | | |
| Avg. Stride Freq. [Hz] | 2.5 | 2.5 | 2.3 | 2.3 | 2.4 | 2.3 | | | | | | | |
| Avg. Stride Length [m] | 5.9 | 7.1 | 7.0 | 6.8 | 6.6 | 6.6 | | | | | | | |





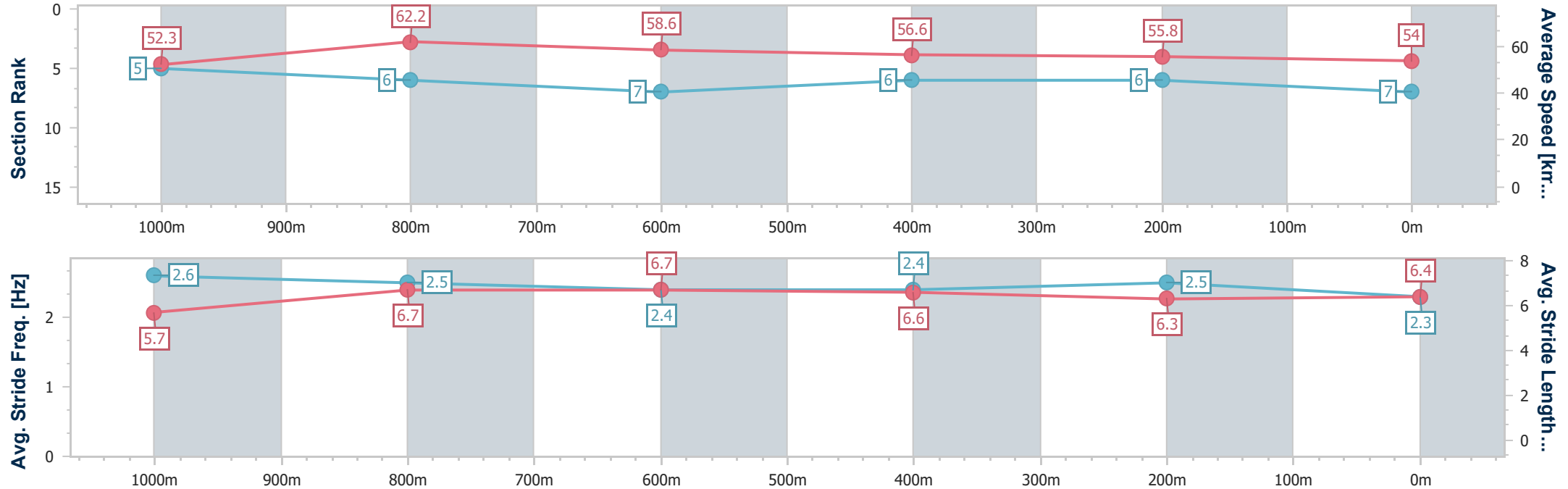
| | |
|--------------------------------|-----------------|
| Horse/Jockey Name | Flash Drive |
| Final Rank | 7 |
| Fastest Section Time (Section) | 0:11.67 (1000m) |
| Top Speed [km/h] (Section) | 64.2 (Overall) |
| Race State | Finished |



ToowoombaProfessional
Race 6: K&R PLUMBING SUPPLIES Maiden Plate - 1200m
19 July 2025 - 20:03
Track Rating: Good 4, Weather: Fine, Rail Position: True



| Section | Overall | 1000m | 800m | 600m | 400m | 200m | | | | | | | |
|------------------------|--------------------------|--------------------------|--------------------------|--------------------------|--------------------------|--------------------------|--|--|--|--|--|--|--|
| Section Times | 1:16.52 [7] (0:13.77) | 1:02.75 [5] (0:11.67) | 0:51.08 [6] (0:12.20) | 0:38.88 [7] (0:12.67) | 0:26.21 [6] (0:12.88) | 0:13.33 [6] (0:13.33) | | | | | | | |
| Average Speed [km/h] | 52.3 | 62.2 | 58.6 | 56.6 | 55.8 | 54.0 | | | | | | | |
| Top Speed [km/h] | 64.2 | 64.0 | 60.4 | 57.6 | 56.2 | 55.1 | | | | | | | |
| Avg. Dist. to Rail [m] | 4.7 | 1.9 | 0.8 | 1.2 | 1.3 | 2.9 | | | | | | | |
| Avg. Stride Freq. [Hz] | 2.6 | 2.5 | 2.4 | 2.4 | 2.5 | 2.3 | | | | | | | |
| Avg. Stride Length [m] | 5.7 | 6.7 | 6.7 | 6.6 | 6.3 | 6.4 | | | | | | | |





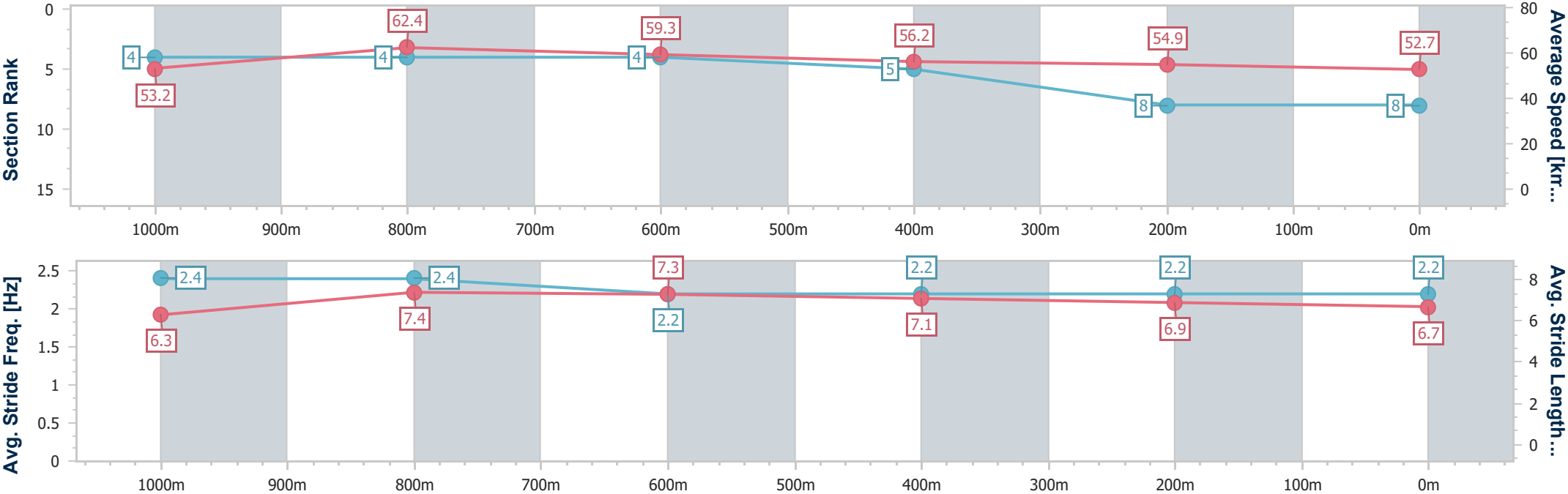
| | |
|--------------------------------|-----------------|
| Horse/Jockey Name | Hanaa Boy |
| Final Rank | 8 |
| Fastest Section Time (Section) | 0:11.61 (1000m) |
| Top Speed [km/h] (Section) | 66.5 (Overall) |
| Race State | Finished |



ToowoombaProfessional
Race 6: K&R PLUMBING SUPPLIES Maiden Plate - 1200m
19 July 2025 - 20:03
Track Rating: Good 4, Weather: Fine, Rail Position: True



| Section | Overall | 1000m | 800m | 600m | 400m | 200m | | | | | | | |
|------------------------|--------------------------|--------------------------|--------------------------|--------------------------|--------------------------|--------------------------|--|--|--|--|--|--|--|
| Section Times | 1:17.14 [8] (0:13.55) | 1:03.59 [4] (0:11.61) | 0:51.98 [4] (0:12.25) | 0:39.73 [4] (0:12.85) | 0:26.88 [5] (0:13.20) | 0:13.68 [8] (0:13.68) | | | | | | | |
| Average Speed [km/h] | 53.2 | 62.4 | 59.3 | 56.2 | 54.9 | 52.7 | | | | | | | |
| Top Speed [km/h] | 66.5 | 64.6 | 61.2 | 57.9 | 55.9 | 54.2 | | | | | | | |
| Avg. Dist. to Rail [m] | 7.4 | 1.8 | 1.7 | 1.2 | 2.1 | 0.9 | | | | | | | |
| Avg. Stride Freq. [Hz] | 2.4 | 2.4 | 2.2 | 2.2 | 2.2 | 2.2 | | | | | | | |
| Avg. Stride Length [m] | 6.3 | 7.4 | 7.3 | 7.1 | 6.9 | 6.7 | | | | | | | |





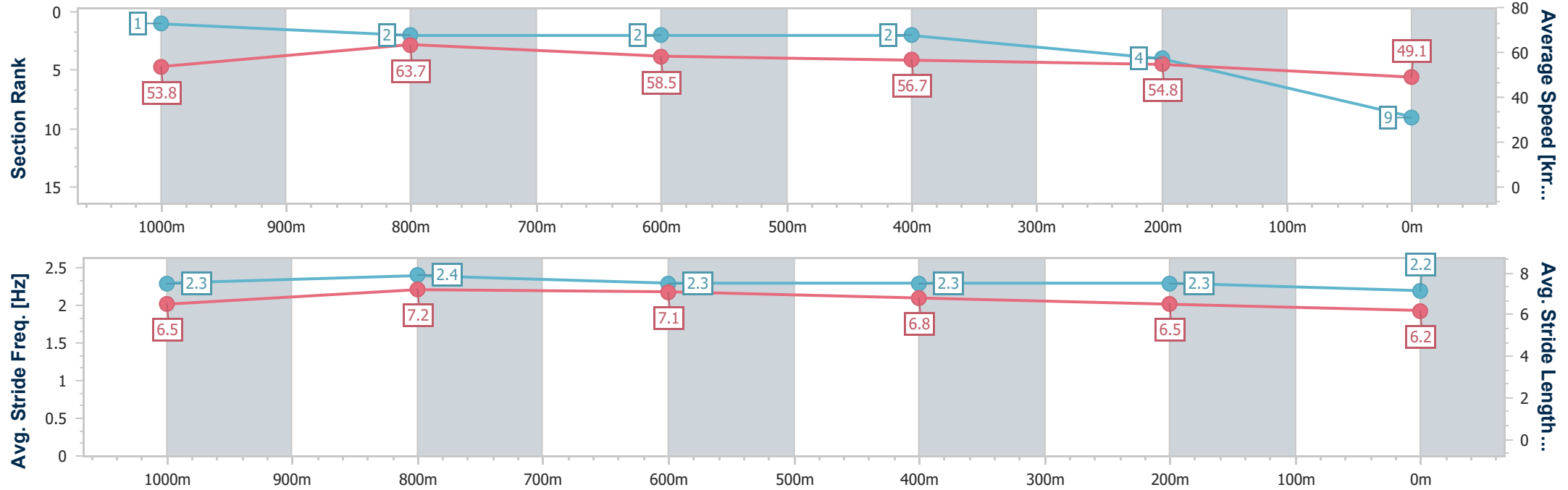
| | |
|--------------------------------|-----------------|
| Horse/Jockey Name | Jelaila |
| Final Rank | 9 |
| Fastest Section Time (Section) | 0:11.43 (1000m) |
| Top Speed [km/h] (Section) | 66.1 (1000m) |
| Race State | Finished |



ToowoombaProfessional
Race 6: K&R PLUMBING SUPPLIES Maiden Plate - 1200m
19 July 2025 - 20:03
Track Rating: Good 4, Weather: Fine, Rail Position: True



| Section | Overall | 1000m | 800m | 600m | 400m | 200m | | | | | | | |
|------------------------|--------------------------|--------------------------|--------------------------|--------------------------|--------------------------|--------------------------|--|--|--|--|--|--|--|
| Section Times | 1:17.56 [9] (0:13.40) | 1:04.16 [1] (0:11.43) | 0:52.73 [2] (0:12.35) | 0:40.38 [2] (0:12.67) | 0:27.71 [2] (0:13.07) | 0:14.64 [4] (0:14.64) | | | | | | | |
| Average Speed [km/h] | 53.8 | 63.7 | 58.5 | 56.7 | 54.8 | 49.1 | | | | | | | |
| Top Speed [km/h] | 66.1 | 66.1 | 60.5 | 57.4 | 56.5 | 52.1 | | | | | | | |
| Avg. Dist. to Rail [m] | 8.5 | 3.8 | 1.1 | 0.6 | 0.7 | 0.3 | | | | | | | |
| Avg. Stride Freq. [Hz] | 2.3 | 2.4 | 2.3 | 2.3 | 2.3 | 2.2 | | | | | | | |
| Avg. Stride Length [m] | 6.5 | 7.2 | 7.1 | 6.8 | 6.5 | 6.2 | | | | | | | |





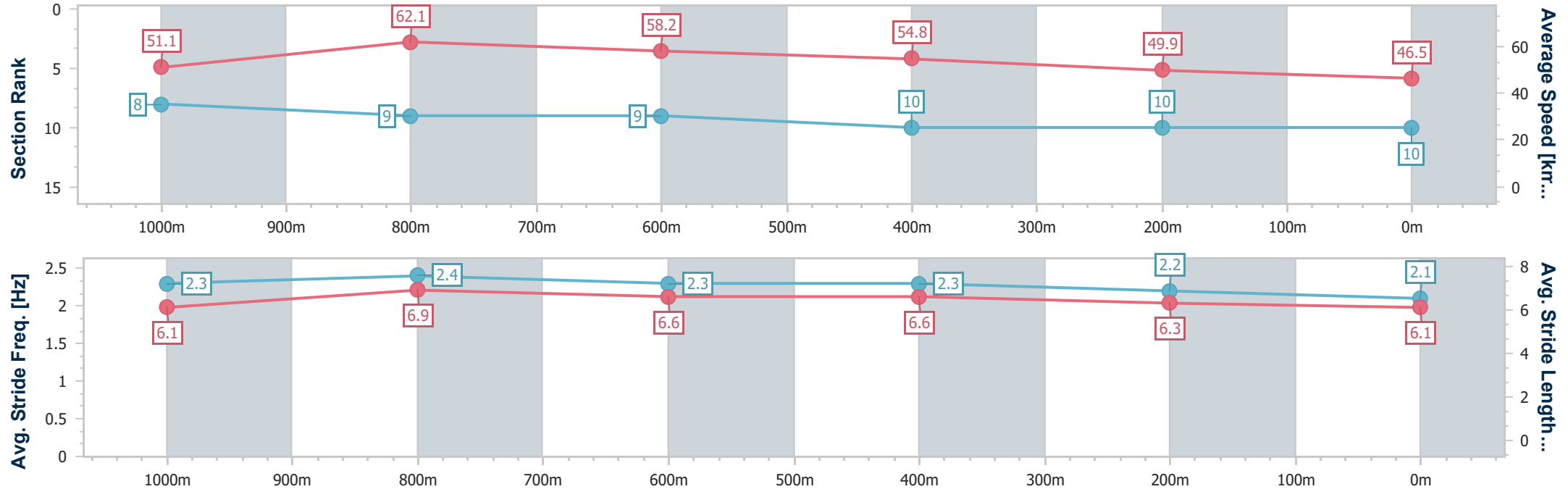
| | |
|--------------------------------|-----------------|
| Horse/Jockey Name | Miss Ellyse |
| Final Rank | 10 |
| Fastest Section Time (Section) | 0:11.62 (1000m) |
| Top Speed [km/h] (Section) | 63.9 (1000m) |
| Race State | Finished |



ToowoombaProfessional
Race 6: K&R PLUMBING SUPPLIES Maiden Plate - 1200m
19 July 2025 - 20:03
Track Rating: Good 4, Weather: Fine, Rail Position: True



| Section | Overall | 1000m | 800m | 600m | 400m | 200m | | | | | | | |
|------------------------|---------------------------|--------------------------|--------------------------|--------------------------|---------------------------|---------------------------|--|--|--|--|--|--|--|
| Section Times | 1:20.96 [10] (0:14.09) | 1:06.87 [8] (0:11.62) | 0:55.25 [9] (0:12.36) | 0:42.89 [9] (0:12.96) | 0:29.93 [10] (0:14.43) | 0:15.50 [10] (0:15.50) | | | | | | | |
| Average Speed [km/h] | 51.1 | 62.1 | 58.2 | 54.8 | 49.9 | 46.5 | | | | | | | |
| Top Speed [km/h] | 63.5 | 63.9 | 59.9 | 57.5 | 52.4 | 47.0 | | | | | | | |
| Avg. Dist. to Rail [m] | 3.7 | 0.5 | 1.2 | 2.0 | 0.8 | 0.5 | | | | | | | |
| Avg. Stride Freq. [Hz] | 2.3 | 2.4 | 2.3 | 2.3 | 2.2 | 2.1 | | | | | | | |
| Avg. Stride Length [m] | 6.1 | 6.9 | 6.6 | 6.6 | 6.3 | 6.1 | | | | | | | |





Toowoomba Professional
Race 7: SHERRIN RENTALS Maiden Plate - 2000m
19 July 2025 - 20:40



Track Rating: Good 4, Weather: Fine, Rail Position: True

| Section | | | | | | Overall | 1800m | 1600m | 1400m | 1200m | 1000m | 800m | Last 600m | |
|-------------|-----|-----------------|---------|---------------------|--------------------|----------------------|----------------------|----------------------|----------------------|----------------------|----------------------|----------------------|-----------|---------------------------|
| Field Times | | | | | | 2:09.24 (0:14.36) | 1:54.88 (0:11.46) | 1:43.42 (0:11.42) | 1:32.00 (0:12.20) | 1:19.80 (0:12.98) | 1:06.82 (0:13.44) | 0:53.38 (0:13.29) | 0:40.09 | |
| Rank | TAB | Horse/Jockey | Barrier | Top Speed [km/h] | Fastest Section | | | | | | | | | Distance Travelled [m] |
| 1 | 3 | O'CALDINO | 8 | 64.9 | 0:11.39 | 2:09.24 [1] | 1:54.81 [2] | 1:43.42 [2] | 1:31.89 [2] | 1:19.73 [2] | 1:06.77 [2] | 0:53.38 [1] | 0:40.09 | |
| | | Jake Molloy | | 1800m | 1800m | (0:14.43) | (0:11.39) | (0:11.53) | (0:12.16) | (0:12.96) | (0:13.39) | (0:13.29) | | |
| 2 | 7 | BAMBINO DI VINO | 7 | 63.3 | 0:11.57 | 2:09.76 [2] | 1:54.33 [8] | 1:42.48 [7] | 1:30.91 [8] | 1:18.60 [8] | 1:06.16 [7] | 0:53.35 [7] | 0:40.37 | -3 |
| | | Stacey Callow | | 1600m | 1600m | (0:15.43) | (0:11.85) | (0:11.57) | (0:12.31) | (0:12.44) | (0:12.81) | (0:12.98) | | |
| 3 | 1 | I'M THAT GUY | 6 | 63.3 | 0:11.60 | 2:10.46 [3] | 1:56.00 [3] | 1:44.40 [3] | 1:32.69 [3] | 1:20.53 [4] | 1:07.53 [5] | 0:54.22 [5] | 0:40.96 | -3 |
| | | Shania Willis | | 1800m | 1800m | (0:14.46) | (0:11.60) | (0:11.71) | (0:12.16) | (0:13.00) | (0:13.31) | (0:13.26) | | |
| 4 | 8 | COSMIC INSANITY | 4 | 64.0 | 0:11.59 | 2:10.82 [4] | 1:56.14 [5] | 1:44.41 [5] | 1:32.82 [5] | 1:20.64 [5] | 1:07.94 [4] | 0:54.87 [3] | 0:41.64 | +0 |
| | | Nozi Tomizawa | | 1600m | 1600m | (0:14.68) | (0:11.73) | (0:11.59) | (0:12.18) | (0:12.70) | (0:13.07) | (0:13.23) | | |
| 5 | 6 | ROCK A BYE IVY | 3 | 63.7 | 0:11.52 | 2:11.17 [5] | 1:56.20 [6] | 1:44.29 [6] | 1:32.77 [6] | 1:20.63 [6] | 1:08.19 [6] | 0:54.77 [6] | 0:41.47 | -7 |
| | | Kelsey Lenton | | 1600m | 1600m | (0:14.97) | (0:11.91) | (0:11.52) | (0:12.14) | (0:12.44) | (0:13.42) | (0:13.30) | | |
| 6 | 5 | KALBAR QUEEN | 1 | 64.7 | 0:11.48 | 2:11.65 [6] | 1:57.00 [4] | 1:45.32 [4] | 1:33.84 [4] | 1:21.74 [3] | 1:08.92 [3] | 0:55.56 [4] | 0:42.19 | -8 |
| | | Les Tilley | | 1600m | 1600m | (0:14.65) | (0:11.68) | (0:11.48) | (0:12.10) | (0:12.82) | (0:13.36) | (0:13.37) | | |
| 7 | 4 | SALLY'S KATO | 2 | 63.5 | 0:11.51 | 2:11.98 [7] | 1:56.68 [7] | 1:44.69 [8] | 1:33.18 [7] | 1:21.00 [7] | 1:08.32 [8] | 0:55.04 [8] | 0:41.53 | -9 |
| | | Olivia Webb | | 1600m | 1600m | (0:15.30) | (0:11.99) | (0:11.51) | (0:12.18) | (0:12.68) | (0:13.28) | (0:13.51) | | |
| 8 | 2 | MARAVICH | 5 | 64.6 | 0:11.42 | 2:17.81 [8] | 2:03.45 [1] | 1:51.99 [1] | 1:40.57 [1] | 1:28.37 [1] | 1:15.39 [1] | 1:01.87 [2] | 0:48.47 | -11 |
| | | Chris Taylor | | 1600m | 1600m | (0:14.36) | (0:11.46) | (0:11.42) | (0:12.20) | (0:12.98) | (0:13.52) | (0:13.40) | | |



Toowoomba Professional
Race 7: SHERRIN RENTALS Maiden Plate - 2000m
19 July 2025 - 20:40



Track Rating: Good 4, Weather: Fine, Rail Position: True

| Section | | Field Times | | | | 600m | 400m | 200m | Last 600m | |
|---------|-----|-----------------|---------|---------------------|--------------------|----------------------|----------------------|----------------------|---------------------------|-------------|
| | | | | | | 0:40.09 (0:13.56) | 0:26.53 (0:13.36) | 0:13.17 (0:13.17) | 0:40.09 | |
| Rank | TAB | Horse/Jockey | Barrier | Top Speed [km/h] | Fastest Section | Margin | | | Distance Travelled [m] | |
| 1 | 3 | O'CALDINO | 8 | 64.9 | 0:11.39 | 0:40.09 [1] | 0:26.53 [1] | 0:13.17 [1] | 2:09.24 | 0:40.09 |
| | | Jake Molloy | | 1800m | 1800m | (0:13.56) | (0:13.36) | (0:13.17) | | |
| 2 | 7 | BAMBINO DI VINO | 7 | 63.3 | 0:11.57 | 0:40.37 [4] | 0:27.03 [2] | 0:13.63 [2] | 3L | 0:40.37 -3 |
| | | Stacey Callow | | 1600m | 1600m | (0:13.34) | (0:13.40) | (0:13.63) | | |
| 3 | 1 | I'M THAT GUY | 6 | 63.3 | 0:11.60 | 0:40.96 [6] | 0:27.42 [4] | 0:13.70 [3] | 7L | 0:40.96 -3 |
| | | Shania Willis | | 1800m | 1800m | (0:13.54) | (0:13.72) | (0:13.70) | | |
| 4 | 8 | COSMIC INSANITY | 4 | 64.0 | 0:11.59 | 0:41.64 [2] | 0:28.07 [3] | 0:14.02 [4] | 9L | 0:41.64 +0 |
| | | Nozi Tomizawa | | 1600m | 1600m | (0:13.57) | (0:14.05) | (0:14.02) | | |
| 5 | 6 | ROCK A BYE IVY | 3 | 63.7 | 0:11.52 | 0:41.47 [7] | 0:27.55 [7] | 0:13.82 [5] | 11L | 0:41.47 -7 |
| | | Kelsey Lenton | | 1600m | 1600m | (0:13.92) | (0:13.73) | (0:13.82) | | |
| 6 | 5 | KALBAR QUEEN | 1 | 64.7 | 0:11.48 | 0:42.19 [5] | 0:28.16 [5] | 0:14.22 [6] | 13.8L | 0:42.19 -8 |
| | | Les Tilley | | 1600m | 1600m | (0:14.03) | (0:13.94) | (0:14.22) | | |
| 7 | 4 | SALLY'S KATO | 2 | 63.5 | 0:11.51 | 0:41.53 [8] | 0:28.07 [8] | 0:13.93 [7] | 15.6L | 0:41.53 -9 |
| | | Olivia Webb | | 1600m | 1600m | (0:13.46) | (0:14.14) | (0:13.93) | | |
| 8 | 2 | MARAVICH | 5 | 64.6 | 0:11.42 | 0:48.47 [3] | 0:34.20 [6] | 0:18.38 [8] | 49.9L | 0:48.47 -11 |
| | | Chris Taylor | | 1600m | 1600m | (0:14.27) | (0:15.82) | (0:18.38) | | |



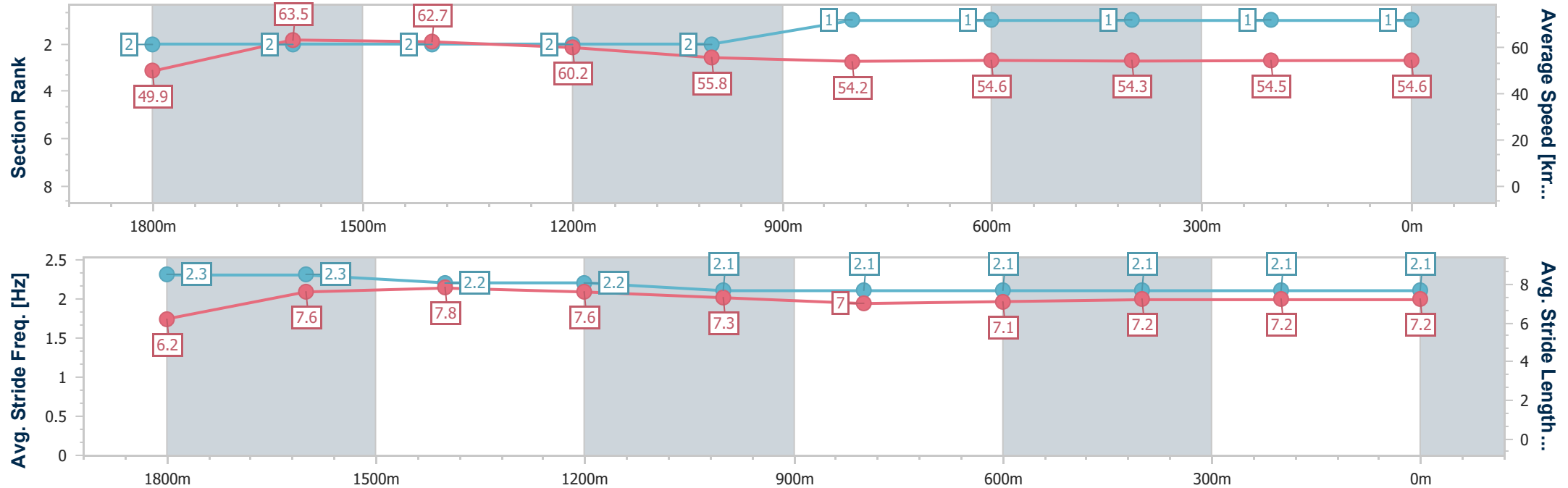
| | |
|--------------------------------|-----------------|
| Horse/Jockey Name | O'caldino |
| Final Rank | 1 |
| Fastest Section Time (Section) | 0:11.39 (1800m) |
| Top Speed [km/h] (Section) | 64.9 (1800m) |
| Race State | Finished |



ToowoombaProfessional
Race 7: SHERRIN RENTALS Maiden Plate - 2000m
19 July 2025 - 20:40
Track Rating: Good 4, Weather: Fine, Rail Position: True



| Section | Overall | 1800m | 1600m | 1400m | 1200m | 1000m | 800m | 600m | 400m | 200m | | | |
|------------------------|--------------------------|--------------------------|--------------------------|--------------------------|--------------------------|--------------------------|--------------------------|--------------------------|--------------------------|--------------------------|--|--|--|
| Section Times | 2:09.24 [1] (0:14.43) | 1:54.81 [2] (0:11.39) | 1:43.42 [2] (0:11.53) | 1:31.89 [2] (0:12.16) | 1:19.73 [2] (0:12.96) | 1:06.77 [2] (0:13.39) | 0:53.38 [1] (0:13.29) | 0:40.09 [1] (0:13.56) | 0:26.53 [1] (0:13.36) | 0:13.17 [1] (0:13.17) | | | |
| Average Speed [km/h] | 49.9 | 63.5 | 62.7 | 60.2 | 55.8 | 54.2 | 54.6 | 54.3 | 54.5 | 54.6 | | | |
| Top Speed [km/h] | 63.4 | 64.9 | 64.0 | 62.7 | 57.4 | 54.8 | 56.1 | 55.4 | 55.4 | 55.0 | | | |
| Avg. Dist. to Rail [m] | 4.5 | 0.6 | 2.3 | 2.6 | 3.5 | 2.1 | 3.8 | 4.0 | 2.8 | 1.9 | | | |
| Avg. Stride Freq. [Hz] | 2.3 | 2.3 | 2.2 | 2.2 | 2.1 | 2.1 | 2.1 | 2.1 | 2.1 | 2.1 | | | |
| Avg. Stride Length [m] | 6.2 | 7.6 | 7.8 | 7.6 | 7.3 | 7.0 | 7.1 | 7.2 | 7.2 | 7.2 | | | |





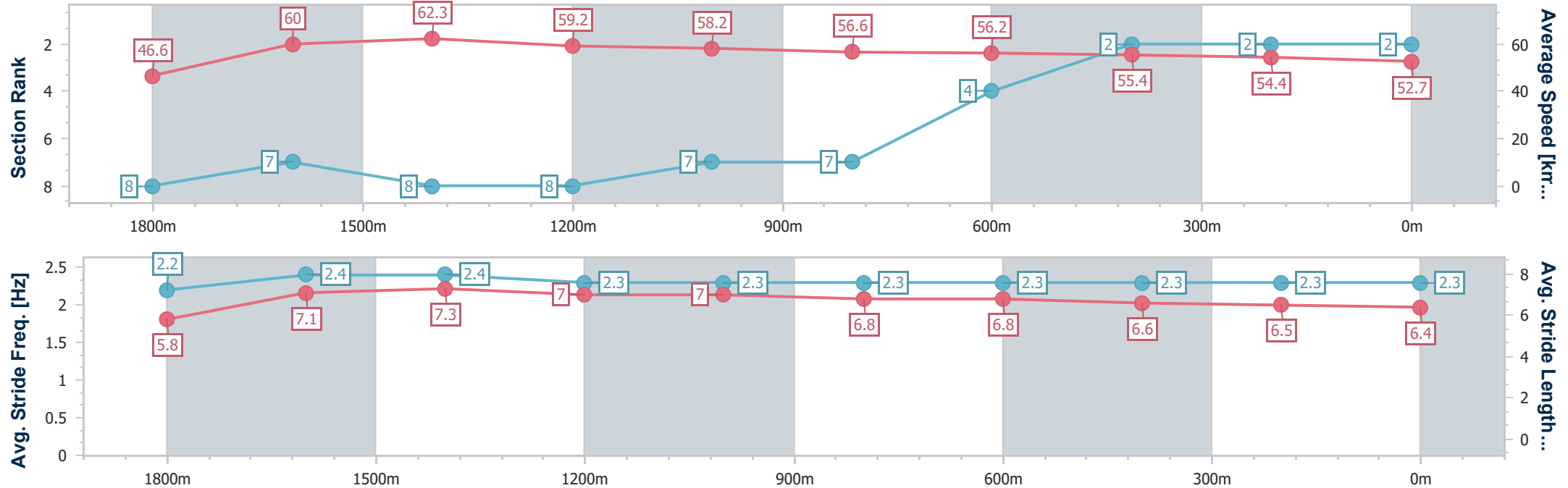
| | |
|--------------------------------|-----------------|
| Horse/Jockey Name | Bambino Di Vino |
| Final Rank | 2 |
| Fastest Section Time (Section) | 0:11.57 (1600m) |
| Top Speed [km/h] (Section) | 63.3 (1600m) |
| Race State | Finished |



ToowoombaProfessional
Race 7: SHERRIN RENTALS Maiden Plate - 2000m
19 July 2025 - 20:40
Track Rating: Good 4, Weather: Fine, Rail Position: True



| Section | Overall | 1800m | 1600m | 1400m | 1200m | 1000m | 800m | 600m | 400m | 200m | | | |
|------------------------|--------------------------|--------------------------|--------------------------|--------------------------|--------------------------|--------------------------|--------------------------|--------------------------|--------------------------|--------------------------|--|--|--|
| Section Times | 2:09.76 [2] (0:15.43) | 1:54.33 [8] (0:11.85) | 1:42.48 [7] (0:11.57) | 1:30.91 [8] (0:12.31) | 1:18.60 [8] (0:12.44) | 1:06.16 [7] (0:12.81) | 0:53.35 [7] (0:12.98) | 0:40.37 [4] (0:13.34) | 0:27.03 [2] (0:13.40) | 0:13.63 [2] (0:13.63) | | | |
| Average Speed [km/h] | 46.6 | 60.0 | 62.3 | 59.2 | 58.2 | 56.6 | 56.2 | 55.4 | 54.4 | 52.7 | | | |
| Top Speed [km/h] | 60.5 | 61.8 | 63.3 | 62.3 | 59.6 | 58.3 | 56.9 | 57.0 | 55.4 | 53.1 | | | |
| Avg. Dist. to Rail [m] | 2.3 | 2.7 | 1.0 | 2.6 | 3.6 | 2.2 | 4.0 | 4.7 | 3.1 | 2.9 | | | |
| Avg. Stride Freq. [Hz] | 2.2 | 2.4 | 2.4 | 2.3 | 2.3 | 2.3 | 2.3 | 2.3 | 2.3 | 2.3 | | | |
| Avg. Stride Length [m] | 5.8 | 7.1 | 7.3 | 7.0 | 7.0 | 6.8 | 6.8 | 6.6 | 6.5 | 6.4 | | | |





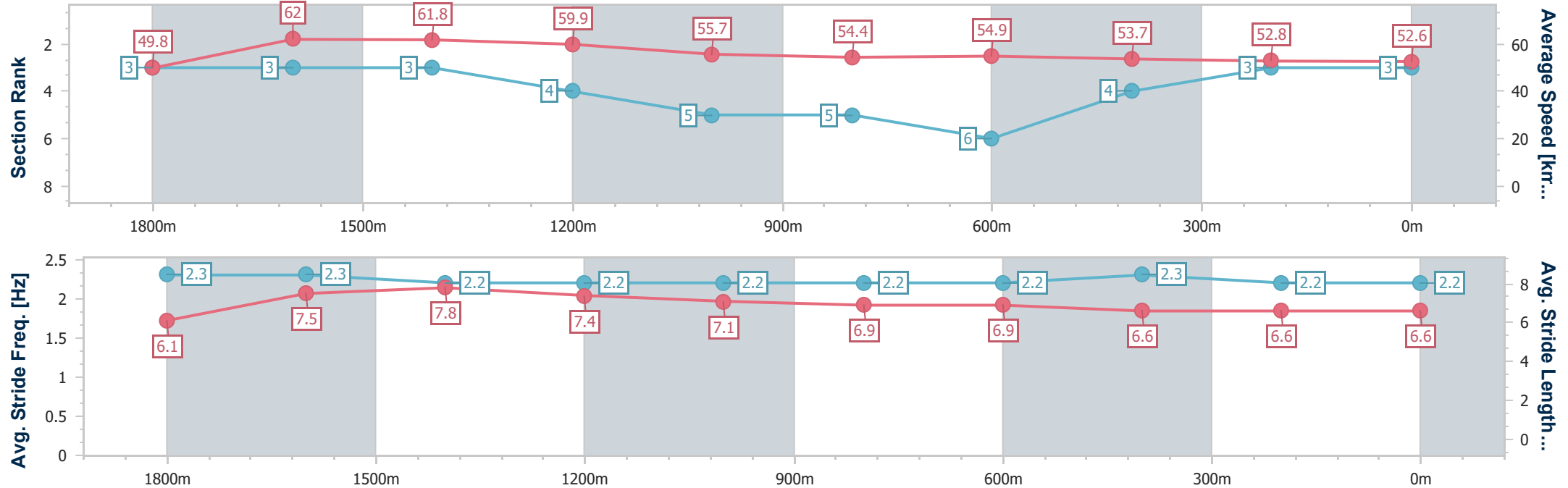
| | |
|--------------------------------|-----------------|
| Horse/Jockey Name | I'm That Guy |
| Final Rank | 3 |
| Fastest Section Time (Section) | 0:11.60 (1800m) |
| Top Speed [km/h] (Section) | 63.3 (1800m) |
| Race State | Finished |



ToowoombaProfessional
Race 7: SHERRIN RENTALS Maiden Plate - 2000m
19 July 2025 - 20:40
Track Rating: Good 4, Weather: Fine, Rail Position: True



| Section | Overall | 1800m | 1600m | 1400m | 1200m | 1000m | 800m | 600m | 400m | 200m | | | |
|------------------------|--------------------------|--------------------------|--------------------------|--------------------------|--------------------------|--------------------------|--------------------------|--------------------------|--------------------------|--------------------------|--|--|--|
| Section Times | 2:10.46 [3] (0:14.46) | 1:56.00 [3] (0:11.60) | 1:44.40 [3] (0:11.71) | 1:32.69 [3] (0:12.16) | 1:20.53 [4] (0:13.00) | 1:07.53 [5] (0:13.31) | 0:54.22 [5] (0:13.26) | 0:40.96 [6] (0:13.54) | 0:27.42 [4] (0:13.72) | 0:13.70 [3] (0:13.70) | | | |
| Average Speed [km/h] | 49.8 | 62.0 | 61.8 | 59.9 | 55.7 | 54.4 | 54.9 | 53.7 | 52.8 | 52.6 | | | |
| Top Speed [km/h] | 63.3 | 63.3 | 63.2 | 61.7 | 57.7 | 57.9 | 55.4 | 55.3 | 53.5 | 52.8 | | | |
| Avg. Dist. to Rail [m] | 4.9 | 0.4 | 1.7 | 2.4 | 2.9 | 2.3 | 2.9 | 2.9 | 1.4 | 2.2 | | | |
| Avg. Stride Freq. [Hz] | 2.3 | 2.3 | 2.2 | 2.2 | 2.2 | 2.2 | 2.2 | 2.3 | 2.2 | 2.2 | | | |
| Avg. Stride Length [m] | 6.1 | 7.5 | 7.8 | 7.4 | 7.1 | 6.9 | 6.9 | 6.6 | 6.6 | 6.6 | | | |





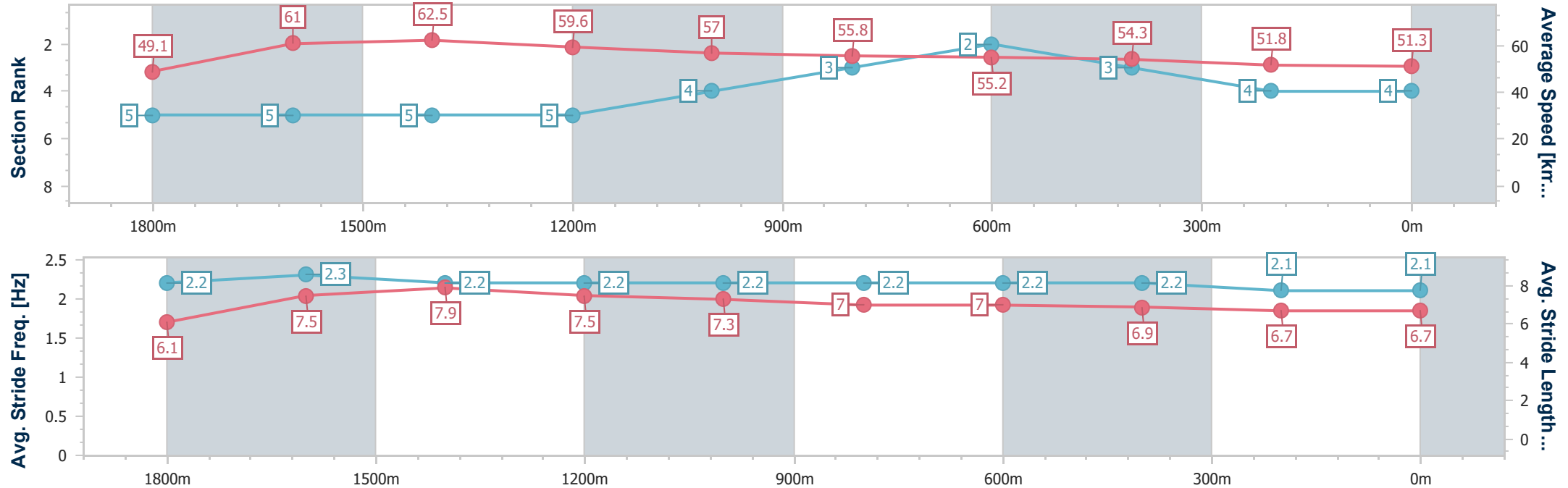
| | |
|--------------------------------|-----------------|
| Horse/Jockey Name | Cosmic Insanity |
| Final Rank | 4 |
| Fastest Section Time (Section) | 0:11.59 (1600m) |
| Top Speed [km/h] (Section) | 64.0 (1600m) |
| Race State | Finished |



ToowoombaProfessional
Race 7: SHERRIN RENTALS Maiden Plate - 2000m
19 July 2025 - 20:40
Track Rating: Good 4, Weather: Fine, Rail Position: True



| Section | Overall | 1800m | 1600m | 1400m | 1200m | 1000m | 800m | 600m | 400m | 200m | | | |
|------------------------|--------------------------|--------------------------|--------------------------|--------------------------|--------------------------|--------------------------|--------------------------|--------------------------|--------------------------|--------------------------|--|--|--|
| Section Times | 2:10.82 [4] (0:14.68) | 1:56.14 [5] (0:11.73) | 1:44.41 [5] (0:11.59) | 1:32.82 [5] (0:12.18) | 1:20.64 [5] (0:12.70) | 1:07.94 [4] (0:13.07) | 0:54.87 [3] (0:13.23) | 0:41.64 [2] (0:13.57) | 0:28.07 [3] (0:14.05) | 0:14.02 [4] (0:14.02) | | | |
| Average Speed [km/h] | 49.1 | 61.0 | 62.5 | 59.6 | 57.0 | 55.8 | 55.2 | 54.3 | 51.8 | 51.3 | | | |
| Top Speed [km/h] | 61.1 | 62.2 | 64.0 | 61.9 | 59.1 | 59.1 | 55.9 | 55.9 | 52.5 | 52.0 | | | |
| Avg. Dist. to Rail [m] | 1.3 | 1.5 | 1.7 | 2.1 | 3.5 | 4.1 | 4.3 | 4.2 | 3.1 | 3.7 | | | |
| Avg. Stride Freq. [Hz] | 2.2 | 2.3 | 2.2 | 2.2 | 2.2 | 2.2 | 2.2 | 2.2 | 2.1 | 2.1 | | | |
| Avg. Stride Length [m] | 6.1 | 7.5 | 7.9 | 7.5 | 7.3 | 7.0 | 7.0 | 6.9 | 6.7 | 6.7 | | | |





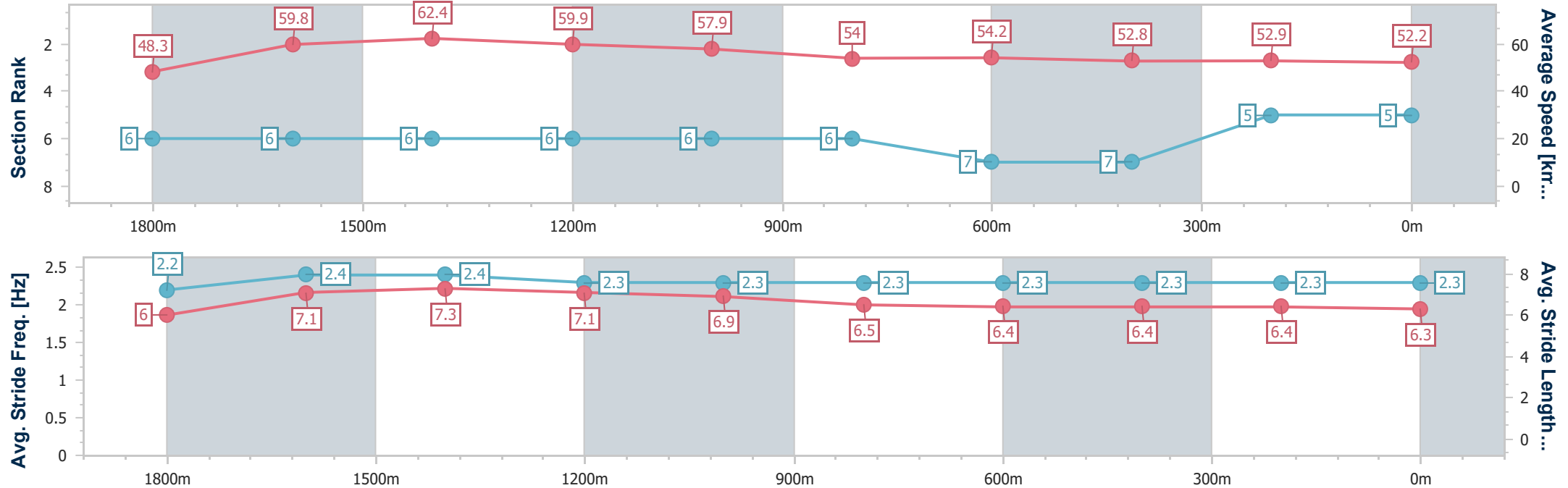
| | |
|--------------------------------|-----------------|
| Horse/Jockey Name | Rock A Bye Ivy |
| Final Rank | 5 |
| Fastest Section Time (Section) | 0:11.52 (1600m) |
| Top Speed [km/h] (Section) | 63.7 (1600m) |
| Race State | Finished |



ToowoombaProfessional
Race 7: SHERRIN RENTALS Maiden Plate - 2000m
19 July 2025 - 20:40
Track Rating: Good 4, Weather: Fine, Rail Position: True



| Section | Overall | 1800m | 1600m | 1400m | 1200m | 1000m | 800m | 600m | 400m | 200m | | | |
|------------------------|--------------------------|--------------------------|--------------------------|--------------------------|--------------------------|--------------------------|--------------------------|--------------------------|--------------------------|--------------------------|--|--|--|
| Section Times | 2:11.17 [5] (0:14.97) | 1:56.20 [6] (0:11.91) | 1:44.29 [6] (0:11.52) | 1:32.77 [6] (0:12.14) | 1:20.63 [6] (0:12.44) | 1:08.19 [6] (0:13.42) | 0:54.77 [6] (0:13.30) | 0:41.47 [7] (0:13.92) | 0:27.55 [7] (0:13.73) | 0:13.82 [5] (0:13.82) | | | |
| Average Speed [km/h] | 48.3 | 59.8 | 62.4 | 59.9 | 57.9 | 54.0 | 54.2 | 52.8 | 52.9 | 52.2 | | | |
| Top Speed [km/h] | 60.4 | 61.4 | 63.7 | 63.7 | 59.0 | 57.3 | 55.7 | 54.5 | 54.3 | 52.7 | | | |
| Avg. Dist. to Rail [m] | 1.3 | 1.9 | 1.1 | 1.6 | 2.5 | 1.3 | 2.0 | 3.3 | 3.1 | 4.7 | | | |
| Avg. Stride Freq. [Hz] | 2.2 | 2.4 | 2.4 | 2.3 | 2.3 | 2.3 | 2.3 | 2.3 | 2.3 | 2.3 | | | |
| Avg. Stride Length [m] | 6.0 | 7.1 | 7.3 | 7.1 | 6.9 | 6.5 | 6.4 | 6.4 | 6.4 | 6.3 | | | |





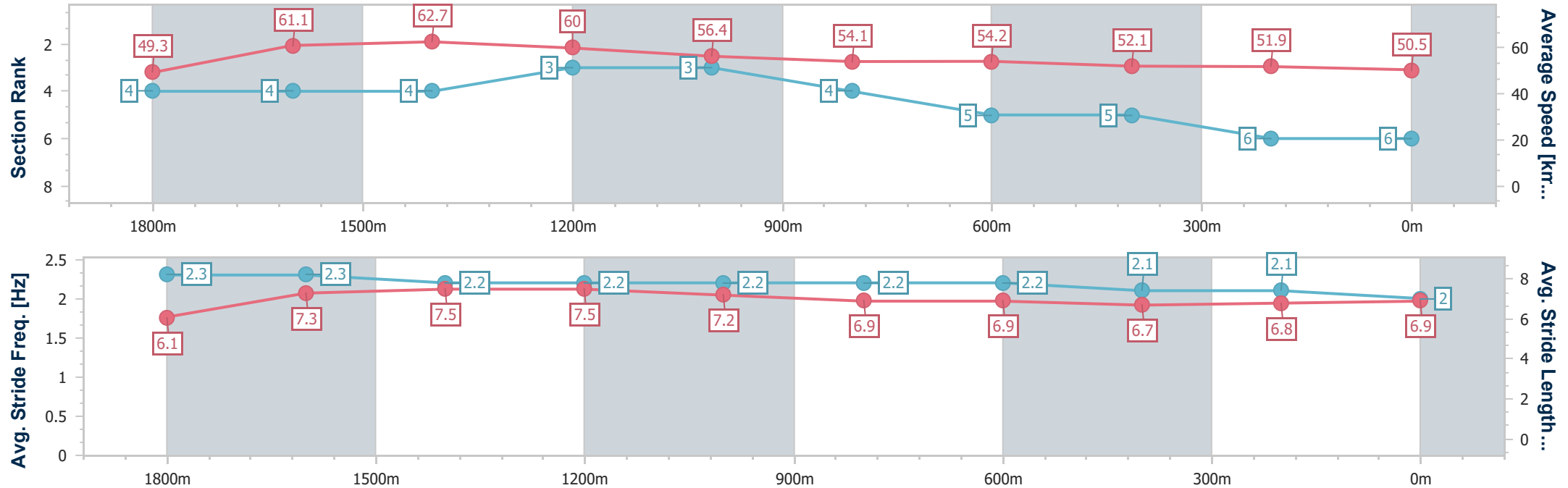
| | |
|--------------------------------|-----------------|
| Horse/Jockey Name | Kalbar Queen |
| Final Rank | 6 |
| Fastest Section Time (Section) | 0:11.48 (1600m) |
| Top Speed [km/h] (Section) | 64.7 (1600m) |
| Race State | Finished |



ToowoombaProfessional
Race 7: SHERRIN RENTALS Maiden Plate - 2000m
19 July 2025 - 20:40
Track Rating: Good 4, Weather: Fine, Rail Position: True



| Section | Overall | 1800m | 1600m | 1400m | 1200m | 1000m | 800m | 600m | 400m | 200m | | | |
|------------------------|--------------------------|--------------------------|--------------------------|--------------------------|--------------------------|--------------------------|--------------------------|--------------------------|--------------------------|--------------------------|--|--|--|
| Section Times | 2:11.65 [6] (0:14.65) | 1:57.00 [4] (0:11.68) | 1:45.32 [4] (0:11.48) | 1:33.84 [4] (0:12.10) | 1:21.74 [3] (0:12.82) | 1:08.92 [3] (0:13.36) | 0:55.56 [4] (0:13.37) | 0:42.19 [5] (0:14.03) | 0:28.16 [5] (0:13.94) | 0:14.22 [6] (0:14.22) | | | |
| Average Speed [km/h] | 49.3 | 61.1 | 62.7 | 60.0 | 56.4 | 54.1 | 54.2 | 52.1 | 51.9 | 50.5 | | | |
| Top Speed [km/h] | 61.5 | 62.7 | 64.7 | 64.4 | 58.0 | 55.0 | 54.8 | 54.4 | 53.0 | 51.3 | | | |
| Avg. Dist. to Rail [m] | 1.1 | 1.2 | 0.6 | 1.7 | 2.6 | 1.4 | 1.4 | 2.7 | 1.7 | 4.0 | | | |
| Avg. Stride Freq. [Hz] | 2.3 | 2.3 | 2.2 | 2.2 | 2.2 | 2.2 | 2.2 | 2.1 | 2.1 | 2.0 | | | |
| Avg. Stride Length [m] | 6.1 | 7.3 | 7.5 | 7.5 | 7.2 | 6.9 | 6.9 | 6.7 | 6.8 | 6.9 | | | |



[] Ranking at each section and finish
-.-.- No data available at this section
NA No data available



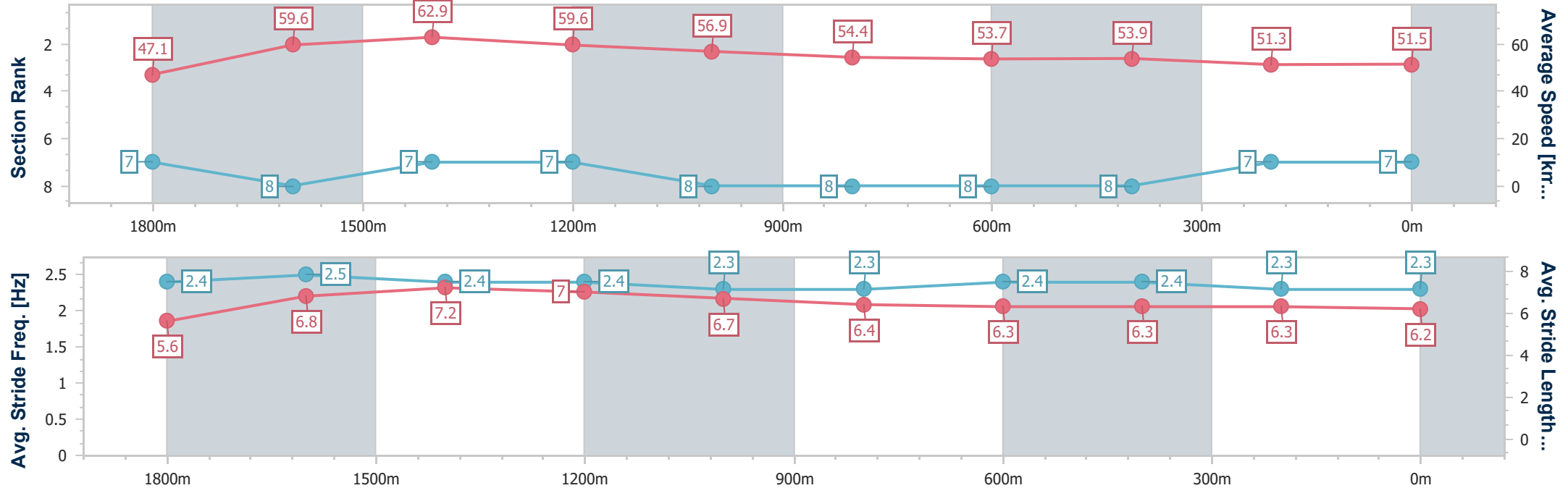
| | |
|--------------------------------|-----------------|
| Horse/Jockey Name | Sally's Kato |
| Final Rank | 7 |
| Fastest Section Time (Section) | 0:11.51 (1600m) |
| Top Speed [km/h] (Section) | 63.5 (1600m) |
| Race State | Finished |



ToowoombaProfessional
Race 7: SHERRIN RENTALS Maiden Plate - 2000m
19 July 2025 - 20:40
Track Rating: Good 4, Weather: Fine, Rail Position: True



| Section | Overall | 1800m | 1600m | 1400m | 1200m | 1000m | 800m | 600m | 400m | 200m | | | |
|------------------------|--------------------------|--------------------------|--------------------------|--------------------------|--------------------------|--------------------------|--------------------------|--------------------------|--------------------------|--------------------------|--|--|--|
| Section Times | 2:11.98 [7] (0:15.30) | 1:56.68 [7] (0:11.99) | 1:44.69 [8] (0:11.51) | 1:33.18 [7] (0:12.18) | 1:21.00 [7] (0:12.68) | 1:08.32 [8] (0:13.28) | 0:55.04 [8] (0:13.51) | 0:41.53 [8] (0:13.46) | 0:28.07 [8] (0:14.14) | 0:13.93 [7] (0:13.93) | | | |
| Average Speed [km/h] | 47.1 | 59.6 | 62.9 | 59.6 | 56.9 | 54.4 | 53.7 | 53.9 | 51.3 | 51.5 | | | |
| Top Speed [km/h] | 60.0 | 62.3 | 63.5 | 62.8 | 58.1 | 56.6 | 55.1 | 55.8 | 52.3 | 51.9 | | | |
| Avg. Dist. to Rail [m] | 1.7 | 1.0 | 1.0 | 2.0 | 1.8 | 1.6 | 1.8 | 1.8 | 2.2 | 2.7 | | | |
| Avg. Stride Freq. [Hz] | 2.4 | 2.5 | 2.4 | 2.4 | 2.3 | 2.3 | 2.4 | 2.4 | 2.3 | 2.3 | | | |
| Avg. Stride Length [m] | 5.6 | 6.8 | 7.2 | 7.0 | 6.7 | 6.4 | 6.3 | 6.3 | 6.3 | 6.2 | | | |



[] Ranking at each section and finish
-.-.- No data available at this section
NA No data available



| | |
|--------------------------------|-----------------|
| Horse/Jockey Name | Maravich |
| Final Rank | 8 |
| Fastest Section Time (Section) | 0:11.42 (1600m) |
| Top Speed [km/h] (Section) | 64.6 (1600m) |
| Race State | Finished |



ToowoombaProfessional
Race 7: SHERRIN RENTALS Maiden Plate - 2000m
19 July 2025 - 20:40
Track Rating: Good 4, Weather: Fine, Rail Position: True



| Section | Overall | 1800m | 1600m | 1400m | 1200m | 1000m | 800m | 600m | 400m | 200m | | | |
|------------------------|--------------------------|--------------------------|--------------------------|--------------------------|--------------------------|--------------------------|--------------------------|--------------------------|--------------------------|--------------------------|--|--|--|
| Section Times | 2:17.81 [8] (0:14.36) | 2:03.45 [1] (0:11.46) | 1:51.99 [1] (0:11.42) | 1:40.57 [1] (0:12.20) | 1:28.37 [1] (0:12.98) | 1:15.39 [1] (0:13.52) | 1:01.87 [2] (0:13.40) | 0:48.47 [3] (0:14.27) | 0:34.20 [6] (0:15.82) | 0:18.38 [8] (0:18.38) | | | |
| Average Speed [km/h] | 50.1 | 62.3 | 62.9 | 59.8 | 55.8 | 53.5 | 53.8 | 51.2 | 45.6 | 38.9 | | | |
| Top Speed [km/h] | 63.5 | 64.2 | 64.6 | 63.1 | 57.7 | 54.5 | 54.9 | 54.2 | 48.5 | 43.3 | | | |
| Avg. Dist. to Rail [m] | 2.2 | 2.2 | 0.7 | 1.8 | 3.0 | 1.7 | 1.8 | 2.0 | 1.6 | 1.2 | | | |
| Avg. Stride Freq. [Hz] | 2.2 | 2.3 | 2.3 | 2.3 | 2.2 | 2.2 | 2.2 | 2.2 | 2.1 | 1.9 | | | |
| Avg. Stride Length [m] | 6.4 | 7.6 | 7.6 | 7.4 | 7.0 | 6.8 | 6.7 | 6.4 | 6.1 | 5.7 | | | |

