



TownsvilleProfessional
Race 1: MAGIC MILLIONS TOWNSVILLE DOLLARS QTIS Three-Year-Old
Handicap - 1400m
19 July 2025 - 11:28



Track Rating: Soft 5, Weather: Fine, Rail Position: +3m Entire

Section						Overall	1200m	1000m	800m	600m	400m	Last 600m	
Field Times						1:21.80 (0:13.81)	1:07.99 (0:11.03)	0:56.96 (0:11.69)	0:45.27 (0:11.30)	0:33.97 (0:11.20)	0:22.77 (0:11.34)	0:33.97	
Rank	TAB	Horse/Jockey	Barrier	Top Speed [km/h]	Fastest Section								Distance Travelled [m]
1	6	SWATOW	5	66.0	0:11.07	1:21.80 [1]	1:07.85 [3]	0:56.78 [3]	0:45.09 [3]	0:33.69 [3]	0:22.51 [3]	0:33.69	
		Sean Cormack		600m	1200m	(0:13.95)	(0:11.07)	(0:11.69)	(0:11.40)	(0:11.18)	(0:11.08)		
2	2	KOBAYASTAR	3	66.3	0:11.11	1:22.44 [2]	1:08.27 [5]	0:57.16 [6]	0:45.52 [6]	0:34.19 [6]	0:22.97 [7]	0:34.19	+2
		Olivia Kendal		1200m	1200m	(0:14.17)	(0:11.11)	(0:11.64)	(0:11.33)	(0:11.22)	(0:11.25)		
3	1	DANCE FOR ME RANDY	10	69.2	0:11.03	1:22.45 [3]	1:08.64 [1]	0:57.61 [1]	0:45.92 [1]	0:34.62 [1]	0:23.42 [1]	0:34.62	-1
		Aidan Holt		Overall	1200m	(0:13.81)	(0:11.03)	(0:11.69)	(0:11.30)	(0:11.20)	(0:11.49)		
4	5	SMART MISSION	4	66.6	0:11.10	1:22.57 [4]	1:08.35 [7]	0:57.25 [7]	0:45.63 [7]	0:34.17 [8]	0:22.99 [8]	0:34.17	+5
		Graham Kliese		Overall	1200m	(0:14.22)	(0:11.10)	(0:11.62)	(0:11.46)	(0:11.18)	(0:11.23)		
5	9	SIMPLY DIVINE	8	65.6	0:11.11	1:22.88 [5]	1:08.27 [10]	0:57.16 [9]	0:45.69 [9]	0:34.24 [9]	0:22.96 [9]	0:34.24	+1
		Adam Sewell		1200m	1200m	(0:14.61)	(0:11.11)	(0:11.47)	(0:11.45)	(0:11.28)	(0:11.19)		
6	4	THAT'S IT	6	66.9	0:11.11	1:22.92 [6]	1:08.94 [4]	0:57.83 [4]	0:46.13 [4]	0:34.72 [4]	0:23.52 [5]	0:34.72	+8
		Jason Taylor		1200m	1200m	(0:13.98)	(0:11.11)	(0:11.70)	(0:11.41)	(0:11.20)	(0:11.49)		
7	3	ARGUABLE	9	67.3	0:11.08	1:23.20 [7]	1:09.29 [2]	0:58.21 [2]	0:46.50 [2]	0:35.18 [2]	0:23.98 [2]	0:35.18	+4
		Gabrielle Semmens		Overall	1200m	(0:13.91)	(0:11.08)	(0:11.71)	(0:11.32)	(0:11.20)	(0:11.48)		
8	10	GONCALO	1	66.1	0:11.06	1:23.27 [8]	1:09.06 [6]	0:58.00 [5]	0:46.38 [5]	0:35.04 [5]	0:23.81 [6]	0:35.04	-1
		Nikki Olzard		1200m	1200m	(0:14.21)	(0:11.06)	(0:11.62)	(0:11.34)	(0:11.23)	(0:11.56)		
9	8	REMLAP KAVA	2	65.8	0:11.21	1:23.37 [9]	1:08.82 [9]	0:57.61 [10]	0:46.10 [10]	0:34.69 [10]	0:23.39 [10]	0:34.69	-3
		Leah Martyn		1200m	1200m	(0:14.55)	(0:11.21)	(0:11.51)	(0:11.41)	(0:11.30)	(0:11.45)		
10	7	DUBALENE	7	68.0	0:10.99	1:23.43 [10]	1:09.00 [8]	0:58.01 [8]	0:46.37 [8]	0:35.18 [7]	0:24.11 [4]	0:35.18	+9
		Jackson Murphy		600m	1200m	(0:14.43)	(0:10.99)	(0:11.64)	(0:11.19)	(0:11.07)	(0:11.55)		



TownsvilleProfessional
Race 1: MAGIC MILLIONS TOWNSVILLE DOLLARS QTIS Three-Year-Old
Handicap - 1400m
19 July 2025 - 11:28



Track Rating: Soft 5, Weather: Fine, Rail Position: +3m Entire

Section Field Times				200m 0:11.43 (0:11.43)				Last 600m 0:33.97	
Rank	TAB	Horse/Jockey	Barrier	Top Speed [km/h]	Fastest Section	Margin		Distance Travelled [m]	
1	6	SWATOW	5	66.0	0:11.07	0:11.43 [1]	1:21.80	0:33.69	
		Sean Cormack		600m	1200m	(0:11.43)			
2	2	KOBAYASTAR	3	66.3	0:11.11	0:11.72 [4]	3.76L	0:34.19	+2
		Olivia Kendal		1200m	1200m	(0:11.72)			
3	1	DANCE FOR ME RANDY	10	69.2	0:11.03	0:11.93 [2]	3.81L	0:34.62	-1
		Aidan Holt		Overall	1200m	(0:11.93)			
4	5	SMART MISSION	4	66.6	0:11.10	0:11.76 [5]	4.52L	0:34.17	+5
		Graham Kliese		Overall	1200m	(0:11.76)			
5	9	SIMPLY DIVINE	8	65.6	0:11.11	0:11.77 [9]	6.38L	0:34.24	+1
		Adam Sewell		1200m	1200m	(0:11.77)			
6	4	THAT'S IT	6	66.9	0:11.11	0:12.03 [7]	6.57L	0:34.72	+8
		Jason Taylor		1200m	1200m	(0:12.03)			
7	3	ARGUABLE	9	67.3	0:11.08	0:12.50 [3]	8.24L	0:35.18	+4
		Gabrielle Semmens		Overall	1200m	(0:12.50)			
8	10	GONCALO	1	66.1	0:11.06	0:12.25 [8]	8.65L	0:35.04	-1
		Nikki Olzard		1200m	1200m	(0:12.25)			
9	8	REMLAP KAVA	2	65.8	0:11.21	0:11.94 [10]	9.26L	0:34.69	-3
		Leah Martyn		1200m	1200m	(0:11.94)			
10	7	DUBALENE	7	68.0	0:10.99	0:12.56 [6]	9.61L	0:35.18	+9
		Jackson Murphy		600m	1200m	(0:12.56)			

Report Created: Sat 19 July 2025 12:13 GMT+10 (Note: Timing is based on position data)

Page 2/12

[] Ranking at each section and finish
-:-:- No data available at this section
NA No data available

SCN Saddle cloth number
DNF Did not finish
DNT Did not track

data processed by  TRIPLESDATA



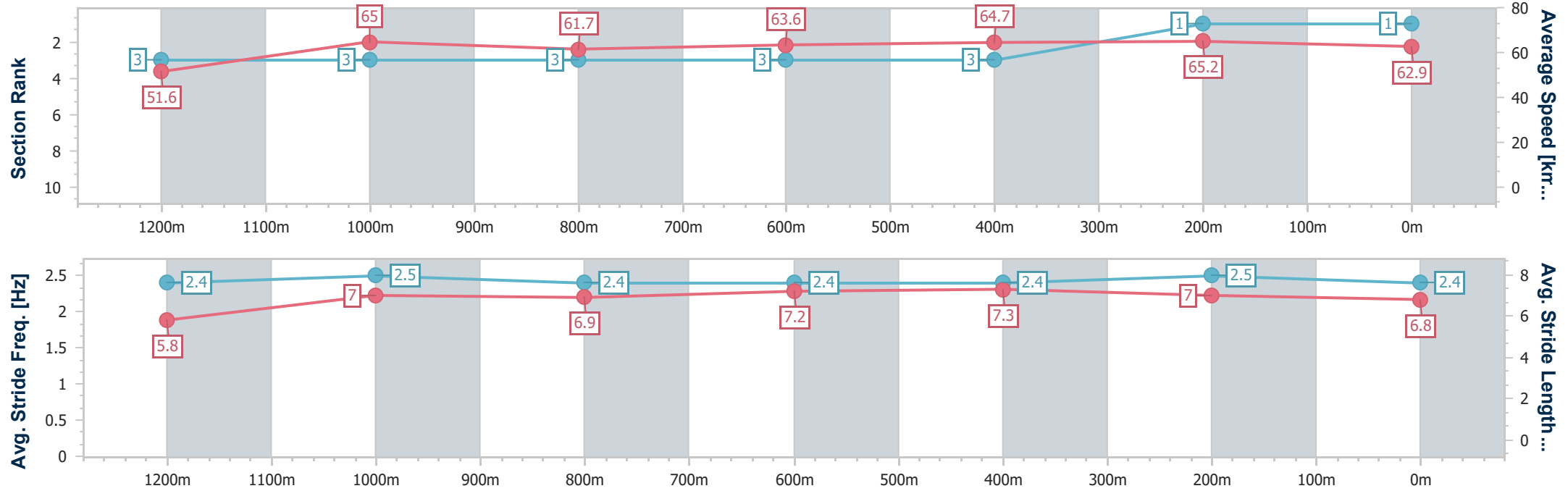
Horse/Jockey Name	Swatow
Final Rank	1
Fastest Section Time (Section)	0:11.07 (1200m)
Top Speed [km/h] (Section)	66.0 (600m)
Race State	Finished



TownsvilleProfessional
Race 1: MAGIC MILLIONS TOWNSVILLE DOLLARS QTIS Three-
Year-Old Handicap - 1400m
19 July 2025 - 11:28
Track Rating: Soft 5, Weather: Fine, Rail Position: +3m Entire



Section	Overall	1200m	1000m	800m	600m	400m	200m						
Section Times	1:21.80 [1] (0:13.95)	1:07.85 [3] (0:11.07)	0:56.78 [3] (0:11.69)	0:45.09 [3] (0:11.40)	0:33.69 [3] (0:11.18)	0:22.51 [3] (0:11.08)	0:11.43 [1] (0:11.43)						
Average Speed [km/h]	51.6	65.0	61.7	63.6	64.7	65.2	62.9						
Top Speed [km/h]	65.2	66.0	62.7	64.4	66.0	66.0	65.0						
Avg. Dist. to Rail [m]	3.2	0.2	0.8	1.4	1.0	1.7	1.4						
Avg. Stride Freq. [Hz]	2.4	2.5	2.4	2.4	2.4	2.5	2.4						
Avg. Stride Length [m]	5.8	7.0	6.9	7.2	7.3	7.0	6.8						





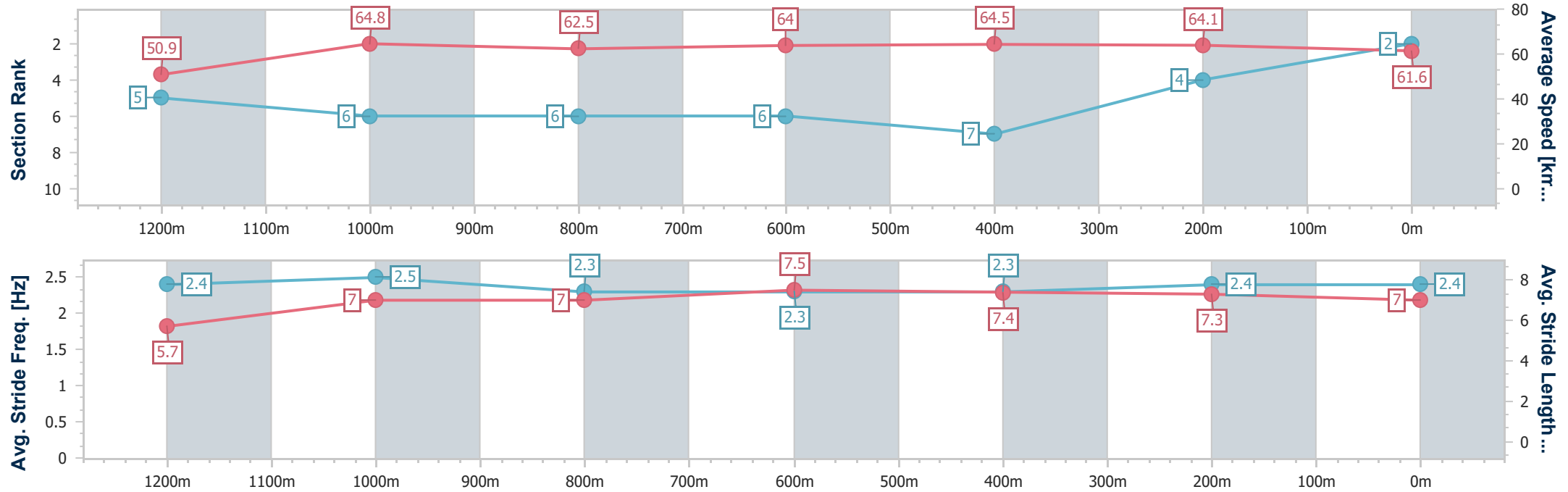
Horse/Jockey Name	Kobayastar
Final Rank	2
Fastest Section Time (Section)	0:11.11 (1200m)
Top Speed [km/h] (Section)	66.3 (1200m)
Race State	Finished



TownsvilleProfessional
Race 1: MAGIC MILLIONS TOWNSVILLE DOLLARS QTIS Three-
Year-Old Handicap - 1400m
19 July 2025 - 11:28
Track Rating: Soft 5, Weather: Fine, Rail Position: +3m Entire



Section	Overall	1200m	1000m	800m	600m	400m	200m						
Section Times	1:22.44 [2] (0:14.17)	1:08.27 [5] (0:11.11)	0:57.16 [6] (0:11.64)	0:45.52 [6] (0:11.33)	0:34.19 [6] (0:11.22)	0:22.97 [7] (0:11.25)	0:11.72 [4] (0:11.72)						
Average Speed [km/h]	50.9	64.8	62.5	64.0	64.5	64.1	61.6						
Top Speed [km/h]	66.1	66.3	63.6	64.7	65.0	65.0	64.3						
Avg. Dist. to Rail [m]	3.1	1.4	1.9	1.4	1.2	2.4	3.6						
Avg. Stride Freq. [Hz]	2.4	2.5	2.3	2.3	2.3	2.4	2.4						
Avg. Stride Length [m]	5.7	7.0	7.0	7.5	7.4	7.3	7.0						





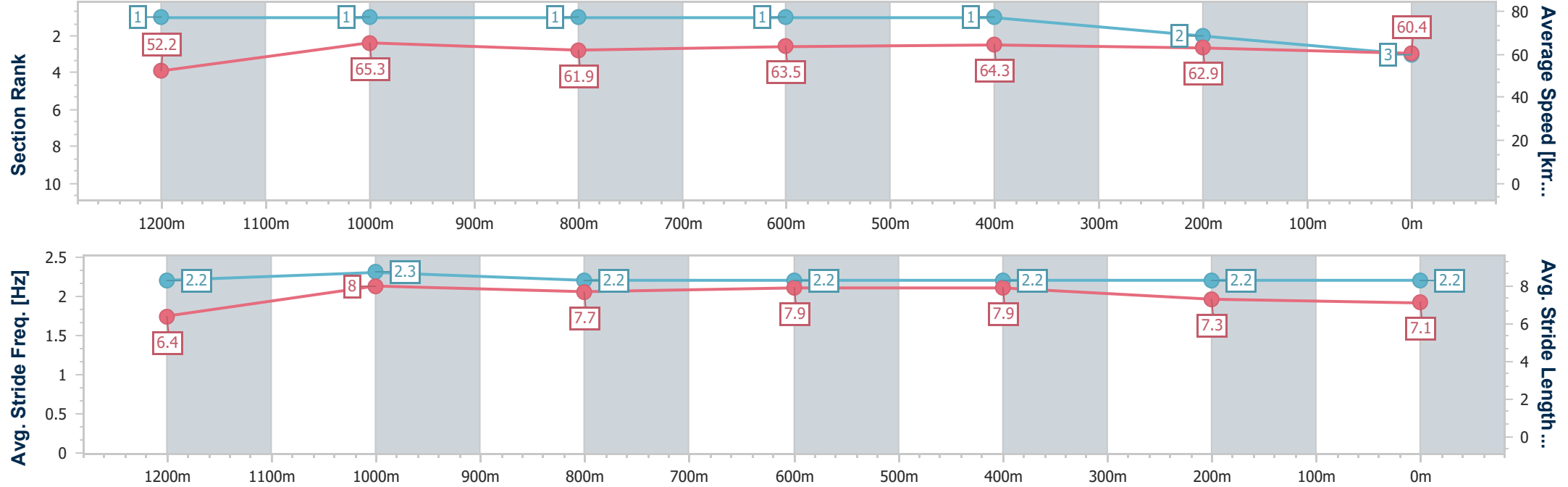
Horse/Jockey Name	Dance For Me Randy
Final Rank	3
Fastest Section Time (Section)	0:11.03 (1200m)
Top Speed [km/h] (Section)	69.2 (Overall)
Race State	Finished



TownsvilleProfessional
Race 1: MAGIC MILLIONS TOWNSVILLE DOLLARS QTIS Three-
Year-Old Handicap - 1400m
19 July 2025 - 11:28
Track Rating: Soft 5, Weather: Fine, Rail Position: +3m Entire



Section	Overall	1200m	1000m	800m	600m	400m	200m						
Section Times	1:22.45 [3] (0:13.81)	1:08.64 [1] (0:11.03)	0:57.61 [1] (0:11.69)	0:45.92 [1] (0:11.30)	0:34.62 [1] (0:11.20)	0:23.42 [1] (0:11.49)	0:11.93 [2] (0:11.93)						
Average Speed [km/h]	52.2	65.3	61.9	63.5	64.3	62.9	60.4						
Top Speed [km/h]	69.2	68.6	63.1	64.4	64.8	63.8	62.0						
Avg. Dist. to Rail [m]	8.8	1.8	0.9	0.3	0.4	2.5	4.2						
Avg. Stride Freq. [Hz]	2.2	2.3	2.2	2.2	2.2	2.2	2.2						
Avg. Stride Length [m]	6.4	8.0	7.7	7.9	7.9	7.3	7.1						





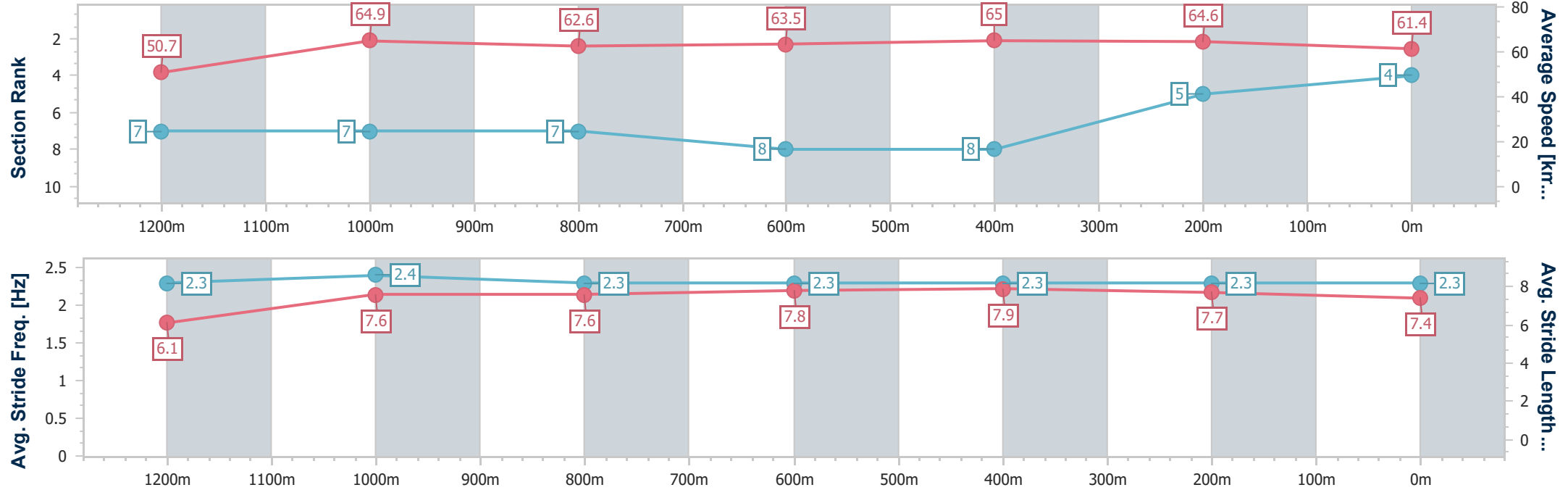
Horse/Jockey Name	Smart Mission
Final Rank	4
Fastest Section Time (Section)	0:11.10 (1200m)
Top Speed [km/h] (Section)	66.6 (Overall)
Race State	Finished



TownsvilleProfessional
Race 1: MAGIC MILLIONS TOWNSVILLE DOLLARS QTIS Three-
Year-Old Handicap - 1400m
19 July 2025 - 11:28
Track Rating: Soft 5, Weather: Fine, Rail Position: +3m Entire



Section	Overall	1200m	1000m	800m	600m	400m	200m						
Section Times	1:22.57 [4] (0:14.22)	1:08.35 [7] (0:11.10)	0:57.25 [7] (0:11.62)	0:45.63 [7] (0:11.46)	0:34.17 [8] (0:11.18)	0:22.99 [8] (0:11.23)	0:11.76 [5] (0:11.76)						
Average Speed [km/h]	50.7	64.9	62.6	63.5	65.0	64.6	61.4						
Top Speed [km/h]	66.6	66.5	63.7	63.9	65.6	65.2	63.9						
Avg. Dist. to Rail [m]	3.0	1.5	2.2	2.1	2.1	5.1	5.5						
Avg. Stride Freq. [Hz]	2.3	2.4	2.3	2.3	2.3	2.3	2.3						
Avg. Stride Length [m]	6.1	7.6	7.6	7.8	7.9	7.7	7.4						





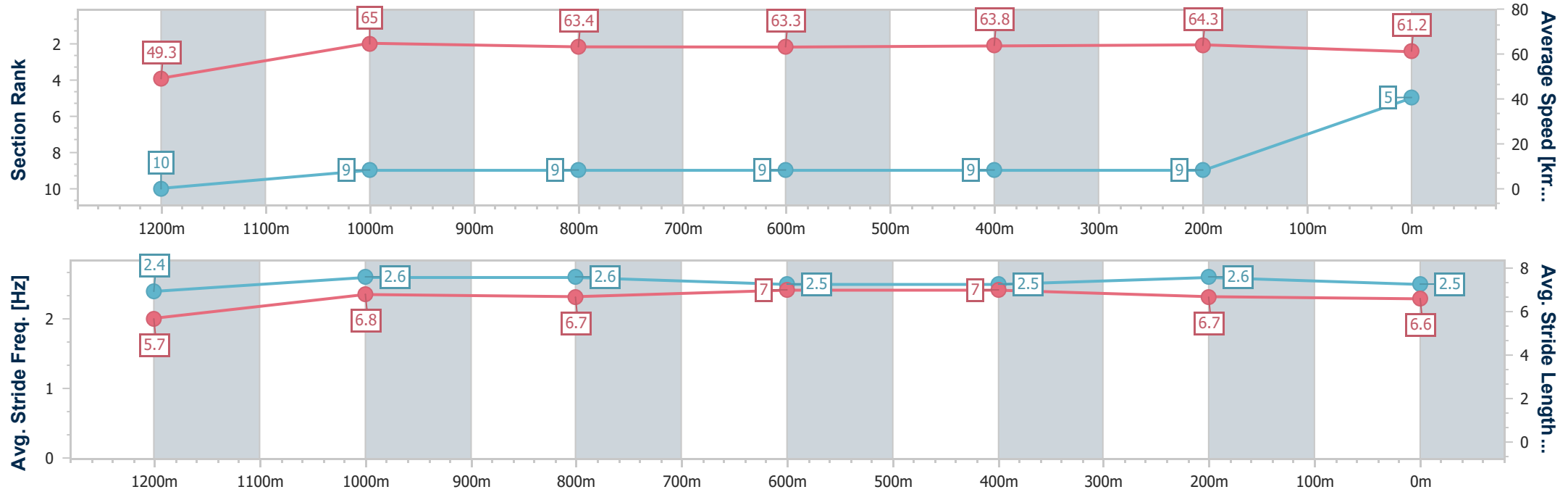
Horse/Jockey Name	Simply Divine
Final Rank	5
Fastest Section Time (Section)	0:11.11 (1200m)
Top Speed [km/h] (Section)	65.6 (1200m)
Race State	Finished



TownsvilleProfessional
Race 1: MAGIC MILLIONS TOWNSVILLE DOLLARS QTIS Three-
Year-Old Handicap - 1400m
19 July 2025 - 11:28
Track Rating: Soft 5, Weather: Fine, Rail Position: +3m Entire



Section	Overall	1200m	1000m	800m	600m	400m	200m						
Section Times	1:22.88 [5] (0:14.61)	1:08.27 [10] (0:11.11)	0:57.16 [9] (0:11.47)	0:45.69 [9] (0:11.45)	0:34.24 [9] (0:11.28)	0:22.96 [9] (0:11.19)	0:11.77 [9] (0:11.77)						
Average Speed [km/h]	49.3	65.0	63.4	63.3	63.8	64.3	61.2						
Top Speed [km/h]	64.0	65.6	64.9	64.3	64.5	64.8	63.5						
Avg. Dist. to Rail [m]	6.8	2.1	2.3	1.4	0.4	0.4	0.6						
Avg. Stride Freq. [Hz]	2.4	2.6	2.6	2.5	2.5	2.6	2.5						
Avg. Stride Length [m]	5.7	6.8	6.7	7.0	7.0	6.7	6.6						





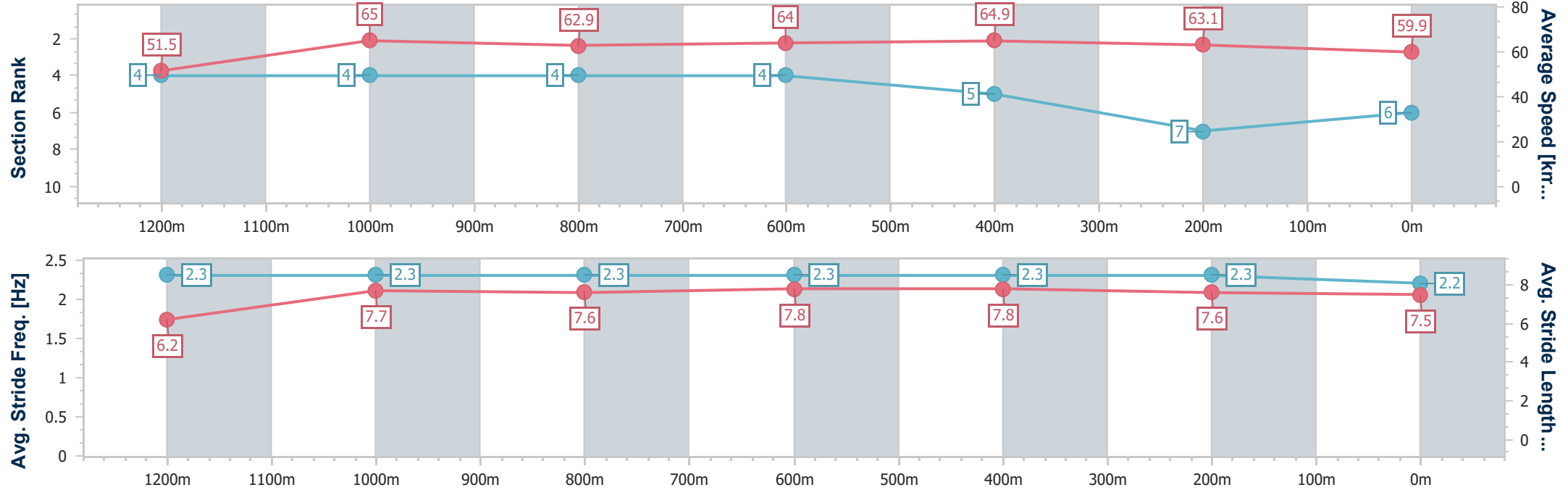
Horse/Jockey Name	That's It
Final Rank	6
Fastest Section Time (Section)	0:11.11 (1200m)
Top Speed [km/h] (Section)	66.9 (1200m)
Race State	Finished



TownsvilleProfessional
Race 1: MAGIC MILLIONS TOWNSVILLE DOLLARS QTIS Three-
Year-Old Handicap - 1400m
19 July 2025 - 11:28
Track Rating: Soft 5, Weather: Fine, Rail Position: +3m Entire



Section	Overall	1200m	1000m	800m	600m	400m	200m						
Section Times	1:22.92 [6] (0:13.98)	1:08.94 [4] (0:11.11)	0:57.83 [4] (0:11.70)	0:46.13 [4] (0:11.41)	0:34.72 [4] (0:11.20)	0:23.52 [5] (0:11.49)	0:12.03 [7] (0:12.03)						
Average Speed [km/h]	51.5	65.0	62.9	64.0	64.9	63.1	59.9						
Top Speed [km/h]	65.5	66.9	64.0	65.1	65.8	63.8	61.8						
Avg. Dist. to Rail [m]	6.5	4.0	4.6	2.9	1.8	3.8	3.6						
Avg. Stride Freq. [Hz]	2.3	2.3	2.3	2.3	2.3	2.3	2.2						
Avg. Stride Length [m]	6.2	7.7	7.6	7.8	7.8	7.6	7.5						





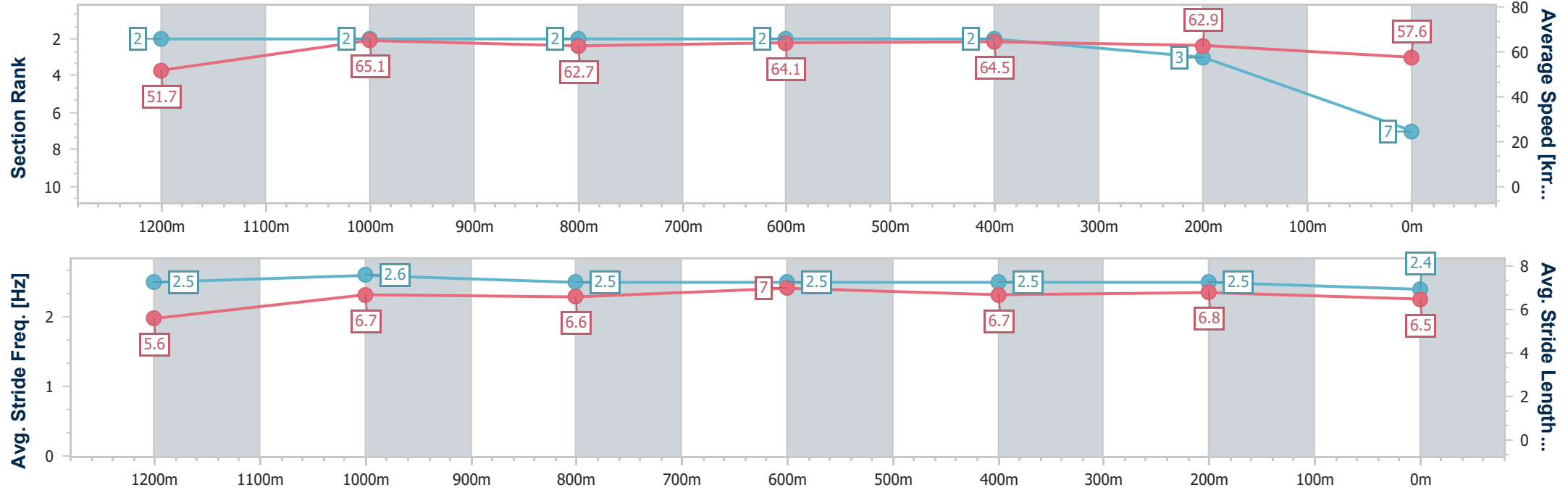
Horse/Jockey Name	Arguable
Final Rank	7
Fastest Section Time (Section)	0:11.08 (1200m)
Top Speed [km/h] (Section)	67.3 (Overall)
Race State	Finished



TownsvilleProfessional
Race 1: MAGIC MILLIONS TOWNSVILLE DOLLARS QTIS Three-
Year-Old Handicap - 1400m
19 July 2025 - 11:28
Track Rating: Soft 5, Weather: Fine, Rail Position: +3m Entire



Section	Overall	1200m	1000m	800m	600m	400m	200m						
Section Times	1:23.20 [7] (0:13.91)	1:09.29 [2] (0:11.08)	0:58.21 [2] (0:11.71)	0:46.50 [2] (0:11.32)	0:35.18 [2] (0:11.20)	0:23.98 [2] (0:11.48)	0:12.50 [3] (0:12.50)						
Average Speed [km/h]	51.7	65.1	62.7	64.1	64.5	62.9	57.6						
Top Speed [km/h]	67.3	66.4	64.1	64.7	64.9	64.2	60.6						
Avg. Dist. to Rail [m]	7.3	3.3	3.1	1.9	0.7	2.1	3.7						
Avg. Stride Freq. [Hz]	2.5	2.6	2.5	2.5	2.5	2.5	2.4						
Avg. Stride Length [m]	5.6	6.7	6.6	7.0	6.7	6.8	6.5						





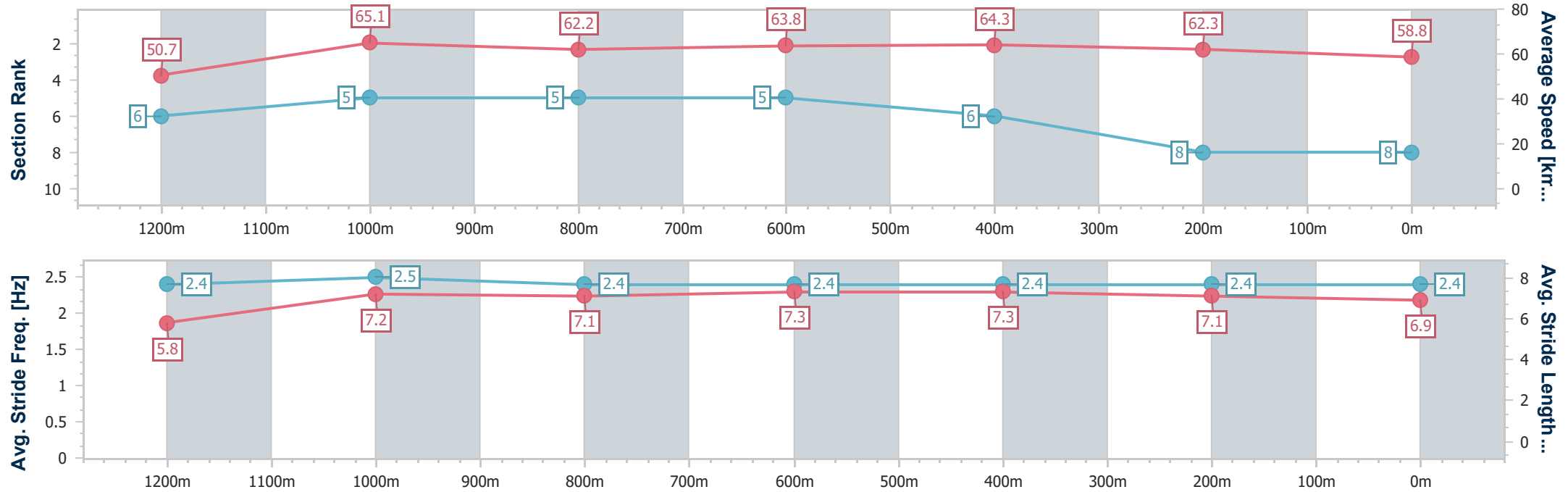
Horse/Jockey Name	Goncalo
Final Rank	8
Fastest Section Time (Section)	0:11.06 (1200m)
Top Speed [km/h] (Section)	66.1 (1200m)
Race State	Finished



TownsvilleProfessional
Race 1: MAGIC MILLIONS TOWNSVILLE DOLLARS QTIS Three-
Year-Old Handicap - 1400m
19 July 2025 - 11:28
Track Rating: Soft 5, Weather: Fine, Rail Position: +3m Entire



Section	Overall	1200m	1000m	800m	600m	400m	200m						
Section Times	1:23.27 [8] (0:14.21)	1:09.06 [6] (0:11.06)	0:58.00 [5] (0:11.62)	0:46.38 [5] (0:11.34)	0:35.04 [5] (0:11.23)	0:23.81 [6] (0:11.56)	0:12.25 [8] (0:12.25)						
Average Speed [km/h]	50.7	65.1	62.2	63.8	64.3	62.3	58.8						
Top Speed [km/h]	64.6	66.1	64.1	65.7	65.7	65.5	61.3						
Avg. Dist. to Rail [m]	1.2	0.4	0.9	1.1	0.4	0.5	0.4						
Avg. Stride Freq. [Hz]	2.4	2.5	2.4	2.4	2.4	2.4	2.4						
Avg. Stride Length [m]	5.8	7.2	7.1	7.3	7.3	7.1	6.9						





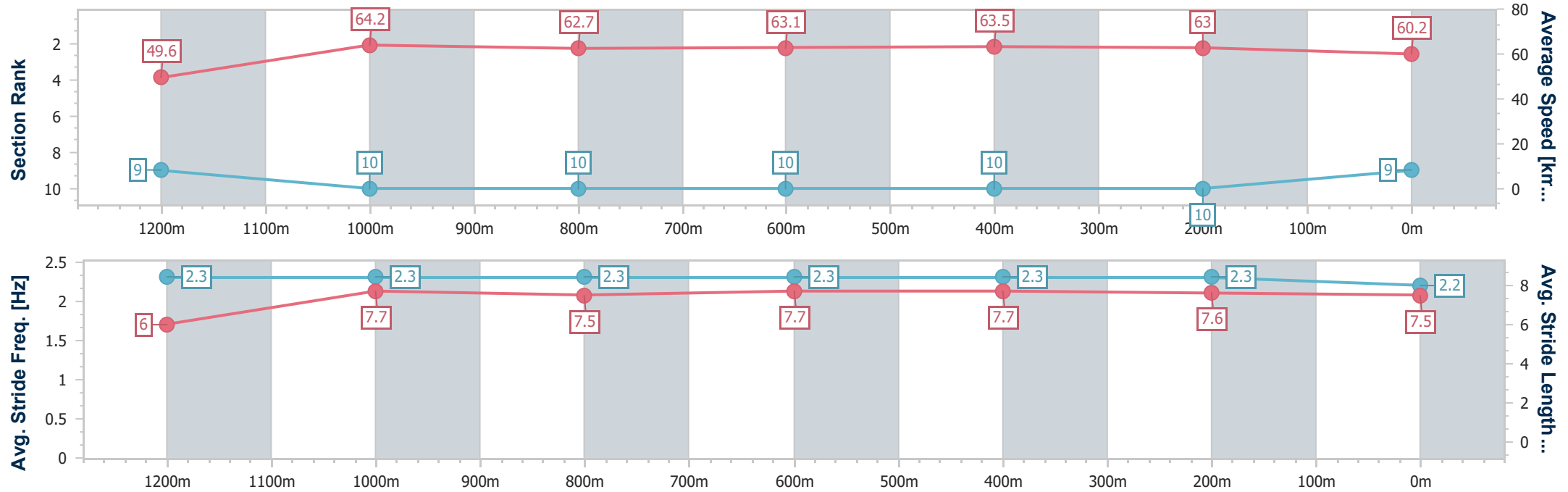
Horse/Jockey Name	Remlap Kava
Final Rank	9
Fastest Section Time (Section)	0:11.21 (1200m)
Top Speed [km/h] (Section)	65.8 (1200m)
Race State	Finished



TownsvilleProfessional
Race 1: MAGIC MILLIONS TOWNSVILLE DOLLARS QTIS Three-
Year-Old Handicap - 1400m
19 July 2025 - 11:28
Track Rating: Soft 5, Weather: Fine, Rail Position: +3m Entire



Section	Overall	1200m	1000m	800m	600m	400m	200m						
Section Times	1:23.37 [9] (0:14.55)	1:08.82 [9] (0:11.21)	0:57.61 [10] (0:11.51)	0:46.10 [10] (0:11.41)	0:34.69 [10] (0:11.30)	0:23.39 [10] (0:11.45)	0:11.94 [10] (0:11.94)						
Average Speed [km/h]	49.6	64.2	62.7	63.1	63.5	63.0	60.2						
Top Speed [km/h]	64.1	65.8	65.1	64.2	64.1	63.8	62.5						
Avg. Dist. to Rail [m]	2.0	0.2	0.6	0.2	0.4	1.2	2.9						
Avg. Stride Freq. [Hz]	2.3	2.3	2.3	2.3	2.3	2.3	2.2						
Avg. Stride Length [m]	6.0	7.7	7.5	7.7	7.7	7.6	7.5						





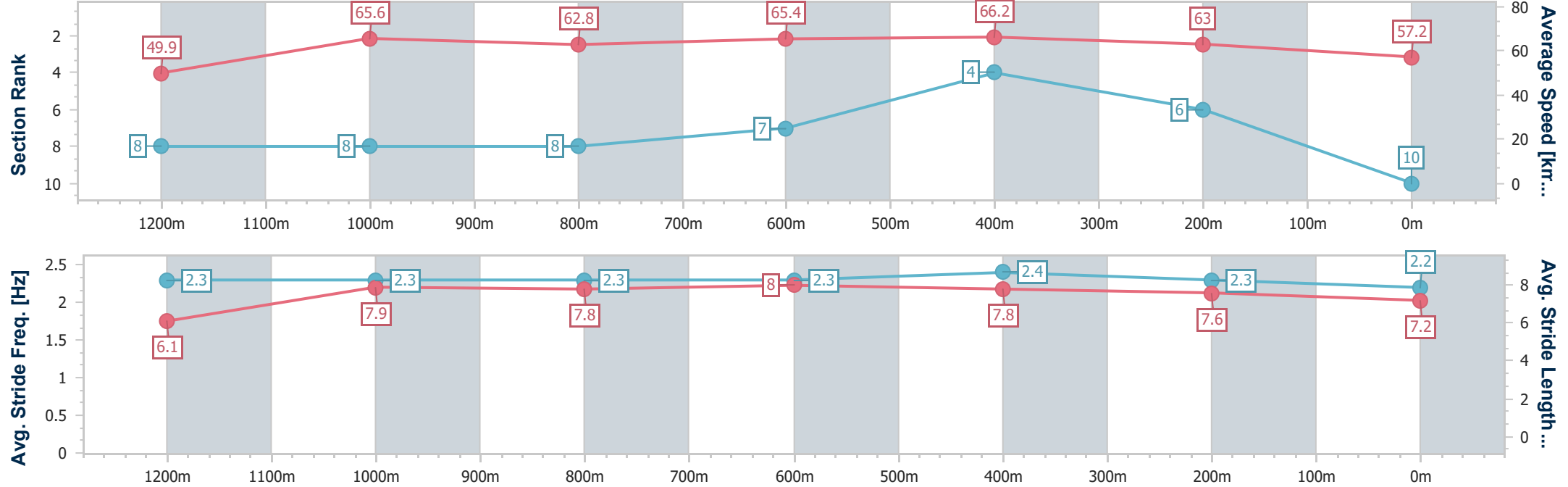
Horse/Jockey Name	Dubalene
Final Rank	10
Fastest Section Time (Section)	0:10.99 (1200m)
Top Speed [km/h] (Section)	68.0 (600m)
Race State	Finished



TownsvilleProfessional
Race 1: MAGIC MILLIONS TOWNSVILLE DOLLARS QTIS Three-
Year-Old Handicap - 1400m
19 July 2025 - 11:28
Track Rating: Soft 5, Weather: Fine, Rail Position: +3m Entire



Section	Overall	1200m	1000m	800m	600m	400m	200m						
Section Times	1:23.43 [10] (0:14.43)	1:09.00 [8] (0:10.99)	0:58.01 [8] (0:11.64)	0:46.37 [8] (0:11.19)	0:35.18 [7] (0:11.07)	0:24.11 [4] (0:11.55)	0:12.56 [6]						
Average Speed [km/h]	49.9	65.6	62.8	65.4	66.2	63.0	57.2						
Top Speed [km/h]	64.2	67.2	64.0	67.9	68.0	64.5	60.8						
Avg. Dist. to Rail [m]	5.2	1.3	2.9	3.6	3.8	5.8	7.1						
Avg. Stride Freq. [Hz]	2.3	2.3	2.3	2.3	2.4	2.3	2.2						
Avg. Stride Length [m]	6.1	7.9	7.8	8.0	7.8	7.6	7.2						





TownsvilleProfessional
Race 2: JEWELLERY BY DESIGN QTIS Two-Year-Old Maiden Plate - 1200m
19 July 2025 - 12:08



Track Rating: Soft 5, Weather: Fine, Rail Position: +3m Entire

Section		Overall				1000m	800m	600m	400m	200m	Last 600m		
Field Times		1:11.02				0:56.91	0:46.07	0:35.18	0:23.81	0:12.20	0:35.18		
		(0:14.11)				(0:10.84)	(0:10.89)	(0:11.37)	(0:11.61)	(0:12.20)			
Rank	TAB	Horse/Jockey	Barrier	Top Speed [km/h]	Fastest Section						Margin	Distance Travelled [m]	
1	7	WHATTA MISSION	5	67.2	0:10.92	1:11.02 [1]	0:56.63 [6]	0:45.71 [6]	0:34.77 [7]	0:23.40 [5]	0:11.92 [3]	1:11.02	0:34.77
		Ashley Butler		1000m	1000m	(0:14.39)	(0:10.92)	(0:10.94)	(0:11.37)	(0:11.48)	(0:11.92)		
2	8	DESARAE DOLL	11	69.3	0:10.84	1:11.03 [2]	0:56.69 [5]	0:45.85 [4]	0:34.93 [4]	0:23.52 [3]	0:12.21 [1]	0.09L	0:34.93 +3
		Lacey Morrison		800m	1000m	(0:14.34)	(0:10.84)	(0:10.92)	(0:11.41)	(0:11.31)	(0:12.21)		
3	11	SHE'S A SWEET STAR	8	66.7	0:11.04	1:11.28 [3]	0:56.81 [7]	0:45.73 [8]	0:34.69 [8]	0:23.35 [8]	0:11.96 [7]	1.53L	0:34.69 -2
		Wanderson D'Avila		1000m	800m	(0:14.47)	(0:11.08)	(0:11.04)	(0:11.34)	(0:11.39)	(0:11.96)		
4	3	CLASSICISM	1	67.2	0:10.95	1:11.36 [4]	0:57.05 [4]	0:46.06 [5]	0:35.11 [6]	0:23.62 [7]	0:12.04 [6]	2L	0:35.11 -3
		Ivo Fry		800m	800m	(0:14.31)	(0:10.99)	(0:10.95)	(0:11.49)	(0:11.58)	(0:12.04)		
5	5	TIMINCA	4	68.7	0:10.84	1:11.42 [5]	0:57.31 [1]	0:46.47 [1]	0:35.57 [2]	0:24.21 [1]	0:12.59 [2]	2.37L	0:35.57 -2
		Ryan Wiggins		1000m	1000m	(0:14.11)	(0:10.84)	(0:10.90)	(0:11.36)	(0:11.62)	(0:12.59)		
6	10	ROYAL PROPHECY	10	67.2	0:10.87	1:11.65 [6]	0:56.78 [9]	0:45.87 [9]	0:35.00 [9]	0:23.71 [9]	0:12.16 [8]	3.72L	0:35.00 -4
		Nikki Olzard		800m	800m	(0:14.87)	(0:10.91)	(0:10.87)	(0:11.29)	(0:11.55)	(0:12.16)		
7	2	BOLD SANTOS	2	68.5	0:10.92	1:11.80 [7]	0:57.69 [2]	0:46.65 [3]	0:35.73 [3]	0:24.24 [4]	0:12.52 [5]	4.62L	0:35.73 -8
		Liv O'Donnell		Overall	800m	(0:14.11)	(0:11.04)	(0:10.92)	(0:11.49)	(0:11.72)	(0:12.52)		
8	9	OBEY THE LAW	6	69.0	0:10.80	1:11.90 [8]	0:57.72 [3]	0:46.92 [2]	0:36.06 [1]	0:24.64 [2]	0:12.75 [4]	5.17L	0:36.06 +1
		Sean Cormack		1000m	1000m	(0:14.18)	(0:10.80)	(0:10.86)	(0:11.42)	(0:11.89)	(0:12.75)		
9	1	AIRWAVES	9	68.6	0:10.75	1:12.75 [9]	0:58.26 [8]	0:47.32 [7]	0:36.57 [5]	0:25.01 [6]	0:12.95 [9]	10.19L	0:36.57 +3
		Graham Kliese		800m	800m	(0:14.49)	(0:10.94)	(0:10.75)	(0:11.56)	(0:12.06)	(0:12.95)		

Scratched: Notforthemoney (#4), Vegameister (#6)



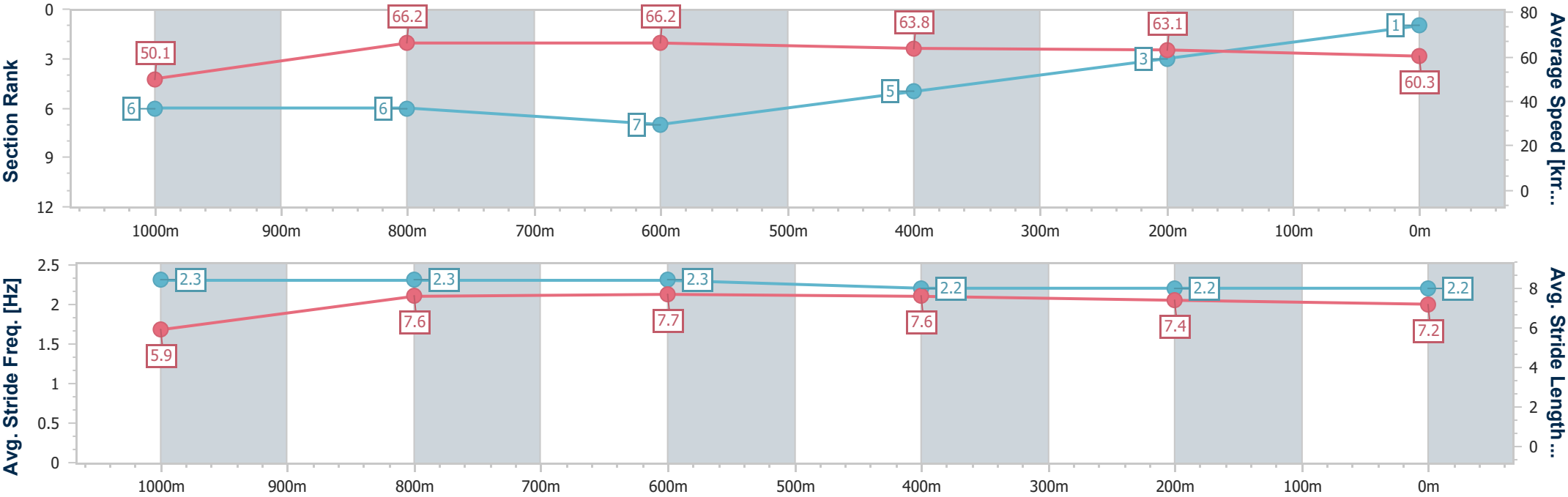
Horse/Jockey Name	Whatta Mission
Final Rank	1
Fastest Section Time (Section)	0:10.92 (1000m)
Top Speed [km/h] (Section)	67.2 (1000m)
Race State	Finished



TownsvilleProfessional
Race 2: JEWELLERY BY DESIGN QTIS Two-Year-Old Maiden
Plate - 1200m
19 July 2025 - 12:08
Track Rating: Soft 5, Weather: Fine, Rail Position: +3m Entire



Section	Overall	1000m	800m	600m	400m	200m							
Section Times	1:11.02 [1] (0:14.39)	0:56.63 [6] (0:10.92)	0:45.71 [6] (0:10.94)	0:34.77 [7] (0:11.37)	0:23.40 [5] (0:11.48)	0:11.92 [3] (0:11.92)							
Average Speed [km/h]	50.1	66.2	66.2	63.8	63.1	60.3							
Top Speed [km/h]	66.2	67.2	66.7	65.3	63.9	61.9							
Avg. Dist. to Rail [m]	4.8	1.1	0.8	1.6	3.4	5.0							
Avg. Stride Freq. [Hz]	2.3	2.3	2.3	2.2	2.2	2.2							
Avg. Stride Length [m]	5.9	7.6	7.7	7.6	7.4	7.2							





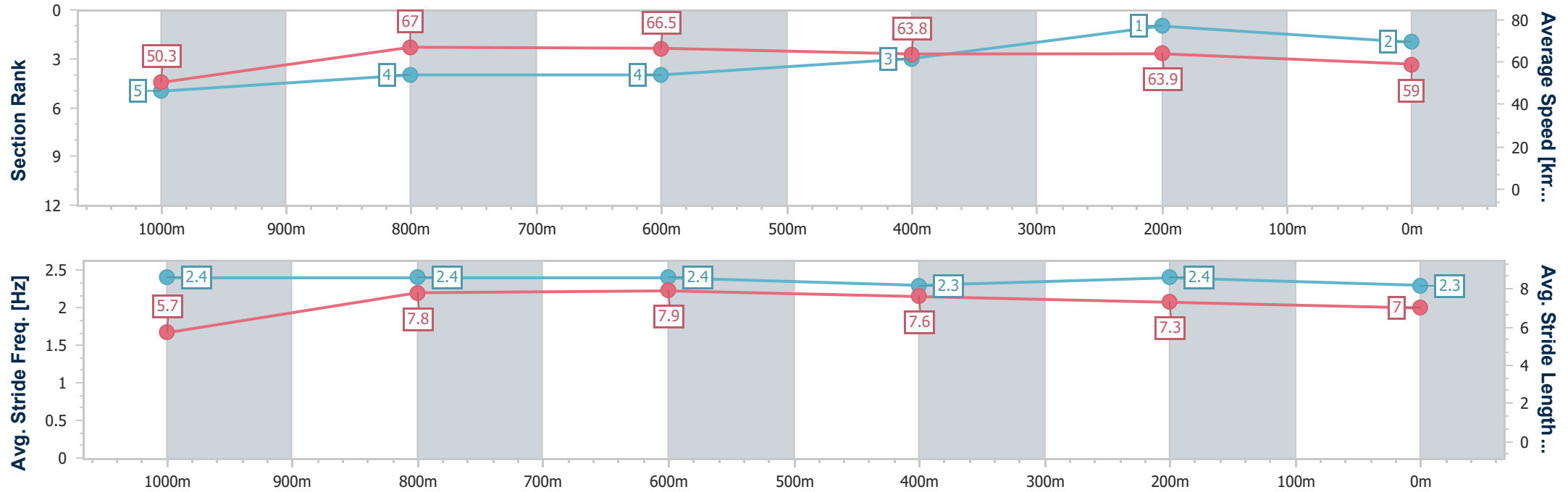
Horse/Jockey Name	Desarae Doll
Final Rank	2
Fastest Section Time (Section)	0:10.84 (1000m)
Top Speed [km/h] (Section)	69.3 (800m)
Race State	Finished



TownsvilleProfessional
Race 2: JEWELLERY BY DESIGN QTIS Two-Year-Old Maiden
Plate - 1200m
19 July 2025 - 12:08
Track Rating: Soft 5, Weather: Fine, Rail Position: +3m Entire



Section	Overall	1000m	800m	600m	400m	200m							
Section Times	1:11.03 [2] (0:14.34)	0:56.69 [5] (0:10.84)	0:45.85 [4] (0:10.92)	0:34.93 [4] (0:11.41)	0:23.52 [3] (0:11.31)	0:12.21 [1] (0:12.21)							
Average Speed [km/h]	50.3	67.0	66.5	63.8	63.9	59.0							
Top Speed [km/h]	67.3	68.7	69.3	65.0	65.1	62.3							
Avg. Dist. to Rail [m]	7.5	1.8	2.1	2.1	1.6	2.7							
Avg. Stride Freq. [Hz]	2.4	2.4	2.4	2.3	2.4	2.3							
Avg. Stride Length [m]	5.7	7.8	7.9	7.6	7.3	7.0							





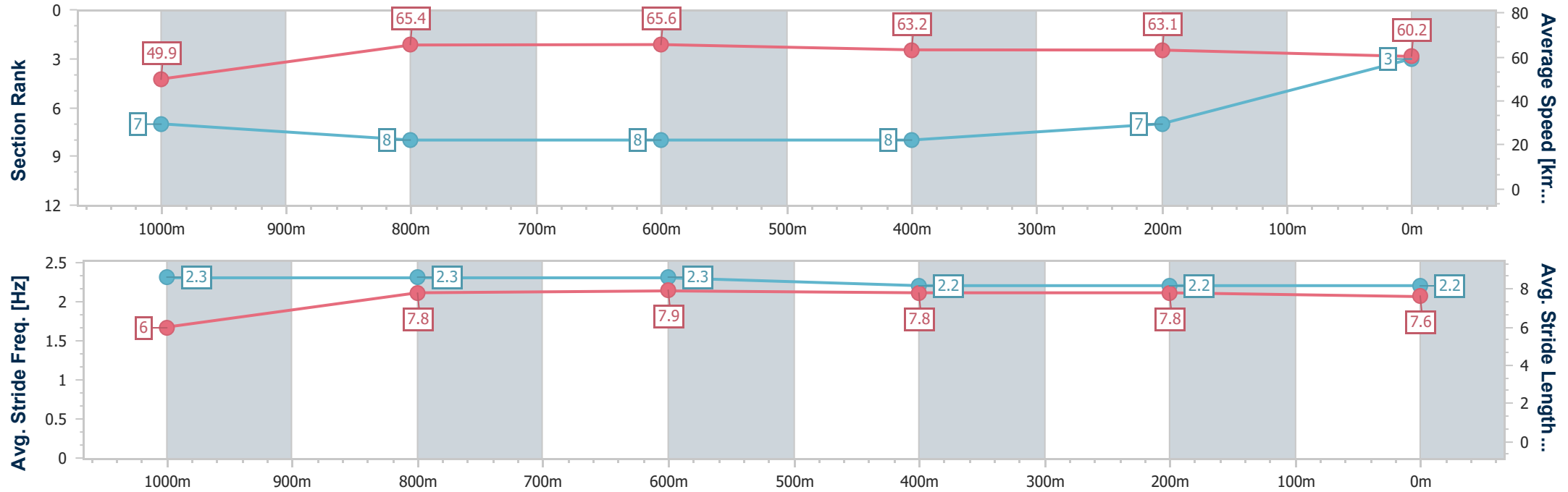
Horse/Jockey Name	She's A Sweet Star
Final Rank	3
Fastest Section Time (Section)	0:11.04 (800m)
Top Speed [km/h] (Section)	66.7 (1000m)
Race State	Finished



TownsvilleProfessional
Race 2: JEWELLERY BY DESIGN QTIS Two-Year-Old Maiden
Plate - 1200m
19 July 2025 - 12:08
Track Rating: Soft 5, Weather: Fine, Rail Position: +3m Entire



Section	Overall	1000m	800m	600m	400m	200m							
Section Times	1:11.28 [3] (0:14.47)	0:56.81 [7] (0:11.08)	0:45.73 [8] (0:11.04)	0:34.69 [8] (0:11.34)	0:23.35 [8] (0:11.39)	0:11.96 [7] (0:11.96)							
Average Speed [km/h]	49.9	65.4	65.6	63.2	63.1	60.2							
Top Speed [km/h]	66.4	66.7	66.5	65.0	64.3	62.1							
Avg. Dist. to Rail [m]	5.9	1.5	1.0	0.9	0.8	2.7							
Avg. Stride Freq. [Hz]	2.3	2.3	2.3	2.2	2.2	2.2							
Avg. Stride Length [m]	6.0	7.8	7.9	7.8	7.8	7.6							





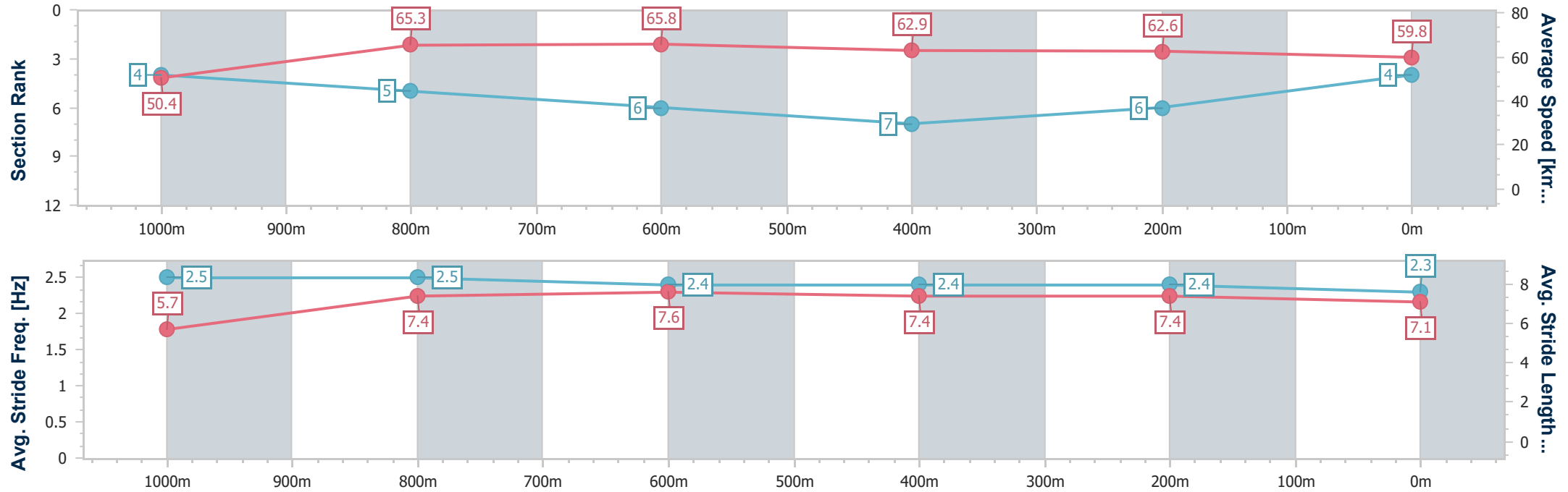
Horse/Jockey Name	Classicism
Final Rank	4
Fastest Section Time (Section)	0:10.95 (800m)
Top Speed [km/h] (Section)	67.2 (800m)
Race State	Finished



TownsvilleProfessional
Race 2: JEWELLERY BY DESIGN QTIS Two-Year-Old Maiden
Plate - 1200m
19 July 2025 - 12:08
Track Rating: Soft 5, Weather: Fine, Rail Position: +3m Entire



Section	Overall	1000m	800m	600m	400m	200m							
Section Times	1:11.36 [4] (0:14.31)	0:57.05 [4] (0:10.99)	0:46.06 [5] (0:10.95)	0:35.11 [6] (0:11.49)	0:23.62 [7] (0:11.58)	0:12.04 [6] (0:12.04)							
Average Speed [km/h]	50.4	65.3	65.8	62.9	62.6	59.8							
Top Speed [km/h]	67.1	66.6	67.2	64.9	63.5	62.0							
Avg. Dist. to Rail [m]	2.4	0.6	0.4	1.1	3.2	4.0							
Avg. Stride Freq. [Hz]	2.5	2.5	2.4	2.4	2.4	2.3							
Avg. Stride Length [m]	5.7	7.4	7.6	7.4	7.4	7.1							





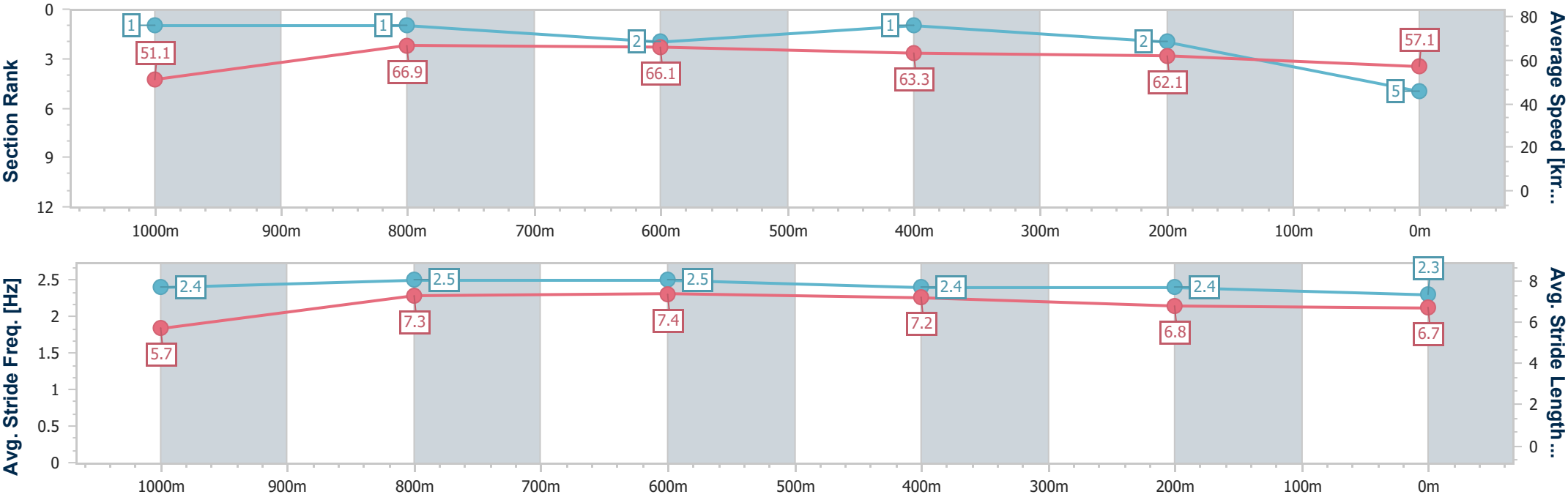
Horse/Jockey Name	Timinca
Final Rank	5
Fastest Section Time (Section)	0:10.84 (1000m)
Top Speed [km/h] (Section)	68.7 (1000m)
Race State	Finished



TownsvilleProfessional
Race 2: JEWELLERY BY DESIGN QTIS Two-Year-Old Maiden
Plate - 1200m
19 July 2025 - 12:08
Track Rating: Soft 5, Weather: Fine, Rail Position: +3m Entire



Section	Overall	1000m	800m	600m	400m	200m							
Section Times	1:11.42 [5] (0:14.11)	0:57.31 [1] (0:10.84)	0:46.47 [1] (0:10.90)	0:35.57 [2] (0:11.36)	0:24.21 [1] (0:11.62)	0:12.59 [2] (0:12.59)							
Average Speed [km/h]	51.1	66.9	66.1	63.3	62.1	57.1							
Top Speed [km/h]	67.4	68.7	68.7	64.5	63.6	60.3							
Avg. Dist. to Rail [m]	4.6	1.6	0.3	0.2	0.6	1.0							
Avg. Stride Freq. [Hz]	2.4	2.5	2.5	2.4	2.4	2.3							
Avg. Stride Length [m]	5.7	7.3	7.4	7.2	6.8	6.7							





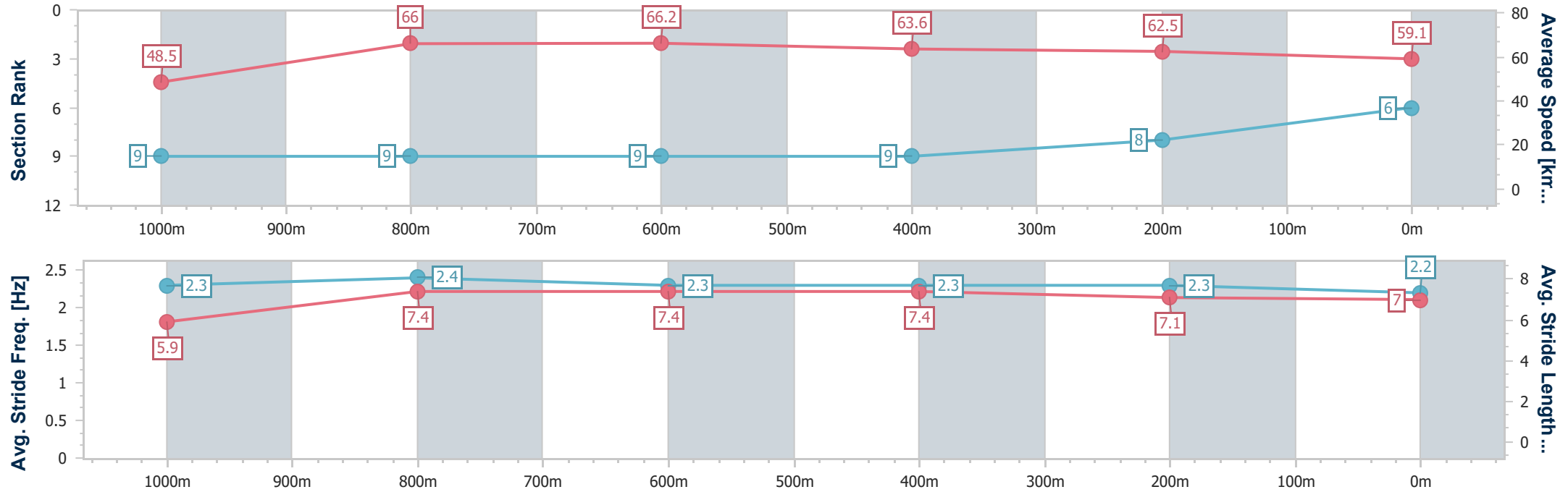
Horse/Jockey Name	Royal Prophecy
Final Rank	6
Fastest Section Time (Section)	0:10.87 (800m)
Top Speed [km/h] (Section)	67.2 (800m)
Race State	Finished



TownsvilleProfessional
Race 2: JEWELLERY BY DESIGN QTIS Two-Year-Old Maiden
Plate - 1200m
19 July 2025 - 12:08
Track Rating: Soft 5, Weather: Fine, Rail Position: +3m Entire



Section	Overall	1000m	800m	600m	400m	200m							
Section Times	1:11.65 [6] (0:14.87)	0:56.78 [9] (0:10.91)	0:45.87 [9] (0:10.87)	0:35.00 [9] (0:11.29)	0:23.71 [9] (0:11.55)	0:12.16 [8] (0:12.16)							
Average Speed [km/h]	48.5	66.0	66.2	63.6	62.5	59.1							
Top Speed [km/h]	65.6	66.9	67.2	65.3	63.1	60.7							
Avg. Dist. to Rail [m]	7.6	0.4	0.5	0.3	0.4	3.8							
Avg. Stride Freq. [Hz]	2.3	2.4	2.3	2.3	2.3	2.2							
Avg. Stride Length [m]	5.9	7.4	7.4	7.4	7.1	7.0							





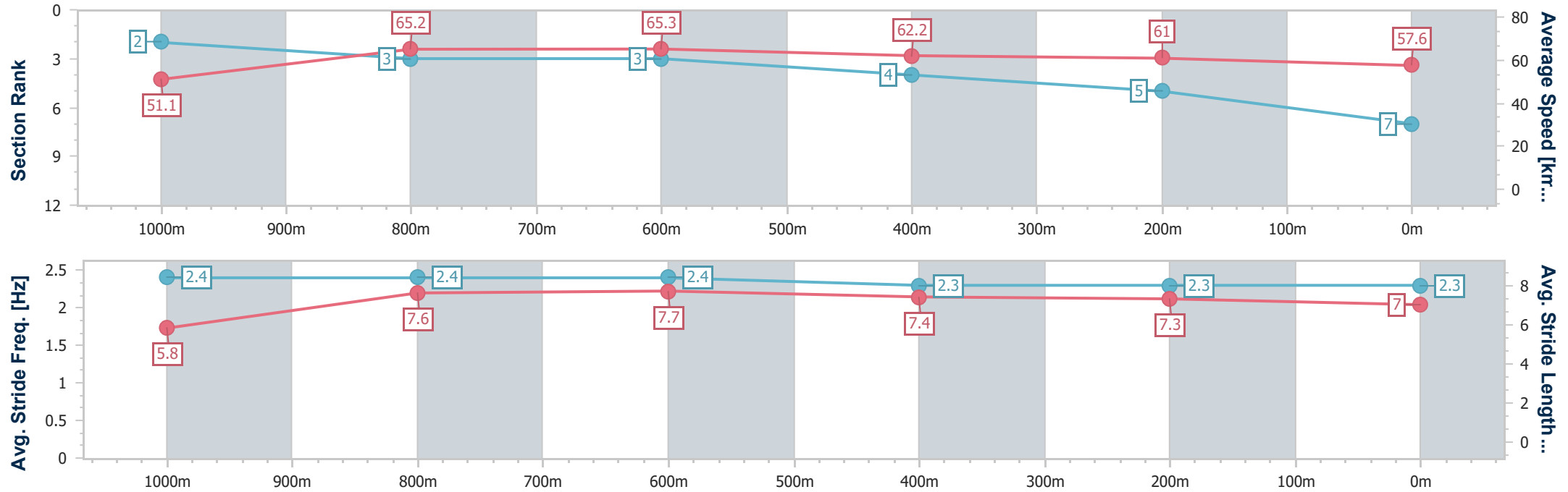
Horse/Jockey Name	Bold Santos
Final Rank	7
Fastest Section Time (Section)	0:10.92 (800m)
Top Speed [km/h] (Section)	68.5 (Overall)
Race State	Finished



TownsvilleProfessional
Race 2: JEWELLERY BY DESIGN QTIS Two-Year-Old Maiden
Plate - 1200m
19 July 2025 - 12:08
Track Rating: Soft 5, Weather: Fine, Rail Position: +3m Entire



Section	Overall	1000m	800m	600m	400m	200m							
Section Times	1:11.80 [7] (0:14.11)	0:57.69 [2] (0:11.04)	0:46.65 [3] (0:10.92)	0:35.73 [3] (0:11.49)	0:24.24 [4] (0:11.72)	0:12.52 [5] (0:12.52)							
Average Speed [km/h]	51.1	65.2	65.3	62.2	61.0	57.6							
Top Speed [km/h]	68.5	66.1	67.3	63.0	62.3	59.3							
Avg. Dist. to Rail [m]	3.9	0.5	1.7	1.6	2.4	2.2							
Avg. Stride Freq. [Hz]	2.4	2.4	2.4	2.3	2.3	2.3							
Avg. Stride Length [m]	5.8	7.6	7.7	7.4	7.3	7.0							





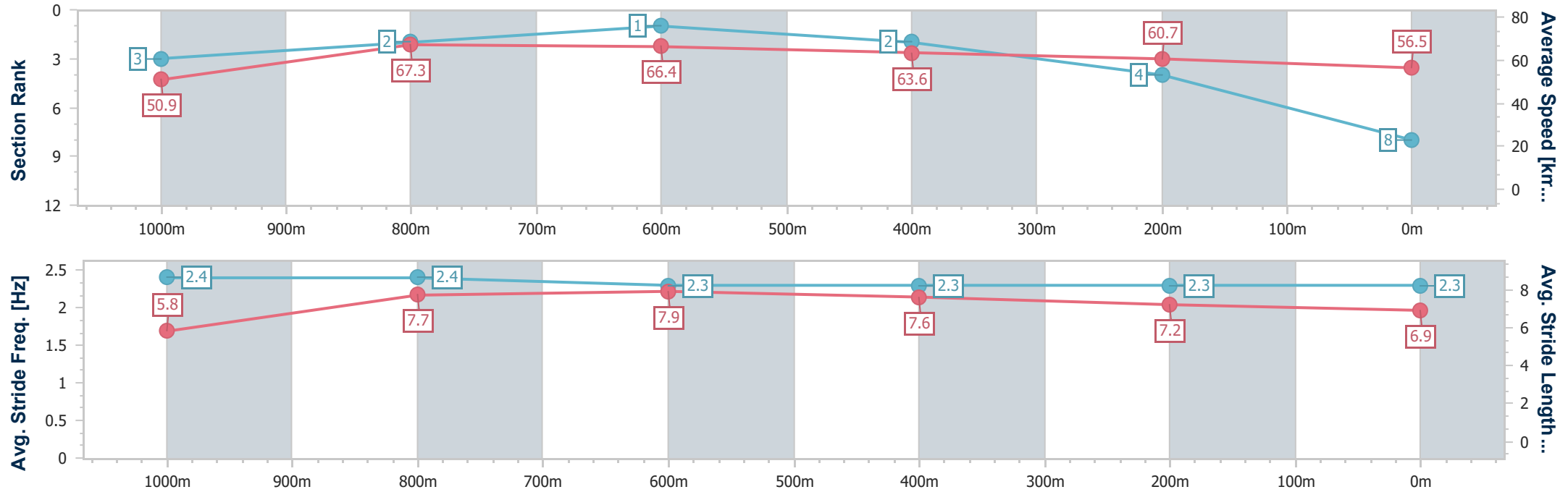
Horse/Jockey Name	Obey The Law
Final Rank	8
Fastest Section Time (Section)	0:10.80 (1000m)
Top Speed [km/h] (Section)	69.0 (1000m)
Race State	Finished



TownsvilleProfessional
Race 2: JEWELLERY BY DESIGN QTIS Two-Year-Old Maiden
Plate - 1200m
19 July 2025 - 12:08
Track Rating: Soft 5, Weather: Fine, Rail Position: +3m Entire



Section	Overall	1000m	800m	600m	400m	200m							
Section Times	1:11.90 [8] (0:14.18)	0:57.72 [3] (0:10.80)	0:46.92 [2] (0:10.86)	0:36.06 [1] (0:11.42)	0:24.64 [2] (0:11.89)	0:12.75 [4] (0:12.75)							
Average Speed [km/h]	50.9	67.3	66.4	63.6	60.7	56.5							
Top Speed [km/h]	67.1	69.0	68.5	64.7	63.3	58.6							
Avg. Dist. to Rail [m]	6.5	1.6	0.7	1.6	1.8	2.7							
Avg. Stride Freq. [Hz]	2.4	2.4	2.3	2.3	2.3	2.3							
Avg. Stride Length [m]	5.8	7.7	7.9	7.6	7.2	6.9							





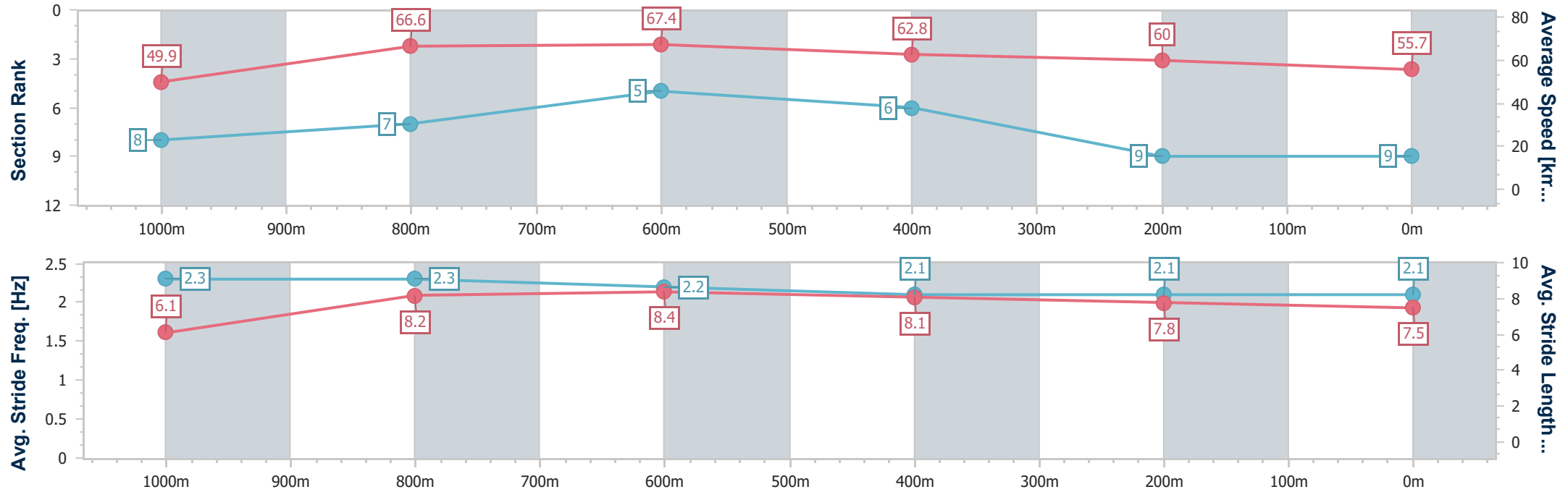
Horse/Jockey Name	Airwaves
Final Rank	9
Fastest Section Time (Section)	0:10.75 (800m)
Top Speed [km/h] (Section)	68.6 (800m)
Race State	Finished



TownsvilleProfessional
Race 2: JEWELLERY BY DESIGN QTIS Two-Year-Old Maiden
Plate - 1200m
19 July 2025 - 12:08
Track Rating: Soft 5, Weather: Fine, Rail Position: +3m Entire



Section	Overall	1000m	800m	600m	400m	200m							
Section Times	1:12.75 [9] (0:14.49)	0:58.26 [8] (0:10.94)	0:47.32 [7] (0:10.75)	0:36.57 [5] (0:11.56)	0:25.01 [6] (0:12.06)	0:12.95 [9] (0:12.95)							
Average Speed [km/h]	49.9	66.6	67.4	62.8	60.0	55.7							
Top Speed [km/h]	67.4	67.5	68.6	65.4	61.6	58.0							
Avg. Dist. to Rail [m]	7.4	2.2	1.2	2.0	2.7	2.8							
Avg. Stride Freq. [Hz]	2.3	2.3	2.2	2.1	2.1	2.1							
Avg. Stride Length [m]	6.1	8.2	8.4	8.1	7.8	7.5							





Townsville Professional

Race 3: ST MARK'S SWING LOW Maiden Plate - 1300m

19 July 2025 - 12:43



Track Rating: Good 4, Weather: Fine, Rail Position: +3m Entire

Section						Overall	1200m	1000m	800m	600m	400m	Last 600m	
Field Times						1:17.32 (0:09.20)	1:08.12 (0:10.65)	0:57.47 (0:10.88)	0:46.59 (0:11.17)	0:35.42 (0:11.64)	0:23.78 (0:11.90)	0:35.42	
Rank	TAB	Horse/Jockey	Barrier	Top Speed [km/h]	Fastest Section								Distance Travelled [m]
1	7	ONE SHOT MORE	1	67.5	0:09.46	1:17.32 [1]	1:07.86 [6]	0:57.07 [4]	0:46.20 [4]	0:35.08 [3]	0:23.55 [3]	0:35.08	
		Jason Taylor		1200m	Overall	(0:09.46)	(0:10.79)	(0:10.87)	(0:11.12)	(0:11.53)	(0:11.67)		
2	12	HOLD MY HALO	5	66.9	0:09.38	1:17.52 [2]	1:08.14 [4]	0:57.15 [6]	0:46.01 [6]	0:34.73 [7]	0:23.37 [6]	0:34.73 +12	
		Wanderson D'Avila		800m	Overall	(0:09.38)	(0:10.99)	(0:11.14)	(0:11.28)	(0:11.36)	(0:11.52)		
3	6	EXTREMELY FRILLY	11	67.3	0:09.45	1:17.62 [3]	1:08.17 [5]	0:56.87 [9]	0:45.42 [13]	0:34.43 [12]	0:23.16 [9]	0:34.43 +8	
		Gabrielle Semmens		800m	Overall	(0:09.45)	(0:11.30)	(0:11.45)	(0:10.99)	(0:11.27)	(0:11.37)		
4	9	STARMEIRA	2	67.1	0:09.31	1:17.71 [4]	1:08.40 [2]	0:57.41 [5]	0:46.42 [5]	0:35.15 [5]	0:23.68 [5]	0:35.15 +7	
		Adam Sewell		1000m	Overall	(0:09.31)	(0:10.99)	(0:10.99)	(0:11.27)	(0:11.47)	(0:11.60)		
5	1	ARIK LAD	14	67.5	0:09.55	1:18.15 [5]	1:08.60 [9]	0:57.57 [8]	0:46.33 [9]	0:35.20 [8]	0:23.85 [7]	0:35.20 +7	
		Ryan Wiggins		800m	Overall	(0:09.55)	(0:11.03)	(0:11.24)	(0:11.13)	(0:11.35)	(0:11.63)		
6	10	VEGAMEISTER	9	69.5	0:09.51	1:18.23 [6]	1:08.72 [8]	0:58.11 [3]	0:47.13 [3]	0:35.98 [4]	0:24.41 [4]	0:35.98 +6	
		Jackson Murphy		1200m	Overall	(0:09.51)	(0:10.61)	(0:10.98)	(0:11.15)	(0:11.57)	(0:11.83)		
7	13	MISHANI AMORE	6	68.2	0:09.20	1:18.43 [7]	1:09.23 [1]	0:58.58 [1]	0:47.70 [1]	0:36.53 [1]	0:24.89 [1]	0:36.53 +0	
		Nikki Olzard		1200m	Overall	(0:09.20)	(0:10.65)	(0:10.88)	(0:11.17)	(0:11.64)	(0:12.12)		
8	8	RAPID POWER	3	66.9	0:09.47	1:18.69 [8]	1:09.22 [7]	0:58.18 [7]	0:47.13 [7]	0:35.94 [6]	0:24.38 [8]	0:35.94 +0	
		Liv O'Donnell		800m	Overall	(0:09.47)	(0:11.04)	(0:11.05)	(0:11.19)	(0:11.56)	(0:11.89)		
9	5	TRUSTING STAR	13	66.3	0:09.86	1:18.71 [9]	1:08.85 [13]	0:57.83 [12]	0:46.77 [10]	0:35.58 [11]	0:24.02 [11]	0:35.58 +5	
		Sean Cormack		1200m	Overall	(0:09.86)	(0:11.02)	(0:11.06)	(0:11.19)	(0:11.56)	(0:11.72)		
10	3	IRISH GIFT	4	66.7	0:09.78	1:18.73 [10]	1:08.95 [11]	0:57.92 [11]	0:46.94 [8]	0:35.75 [9]	0:24.23 [10]	0:35.75 -1	
		Ivo Fry		1200m	Overall	(0:09.78)	(0:11.03)	(0:10.98)	(0:11.19)	(0:11.52)	(0:11.66)		

Scratched: Lethally Stella (#15), Dashing Gypsy (#11)

Report Created: Sat 19 July 2025 13:29 GMT+10 (Note: Timing is based on position data)

Page 1/17

[] Ranking at each section and finish
-:-:- No data available at this section
NA No data available

SCN Saddle cloth number
DNF Did not finish
DNT Did not track

data processed by TRIPLESDATA



Townsville Professional

Race 3: ST MARK'S SWING LOW Maiden Plate - 1300m

19 July 2025 - 12:43



Track Rating: Good 4, Weather: Fine, Rail Position: +3m Entire

Section						Overall	1200m	1000m	800m	600m	400m	Last 600m	
Field Times						1:17.32 (0:09.20)	1:08.12 (0:10.65)	0:57.47 (0:10.88)	0:46.59 (0:11.17)	0:35.42 (0:11.64)	0:23.78 (0:11.90)	0:35.42	
Rank	TAB	Horse/Jockey	Barrier	Top Speed [km/h]	Fastest Section								Distance Travelled [m]
11	2	BINGHAMTON	10	65.9	0:09.82	1:18.82 [11]	1:09.00 [12]	0:57.81 [13]	0:46.65 [12]	0:35.51 [13]	0:23.90 [13]	0:35.51	+2
		Ashley Butler		800m	Overall	(0:09.82)	(0:11.19)	(0:11.16)	(0:11.14)	(0:11.61)	(0:11.66)		
12	14	MISSYPIE	7	67.2	0:09.59	1:18.87 [12]	1:09.28 [10]	0:58.09 [10]	0:46.72 [11]	0:35.75 [10]	0:24.17 [12]	0:35.75	+7
		Nathan Thomas		800m	Overall	(0:09.59)	(0:11.19)	(0:11.37)	(0:10.97)	(0:11.58)	(0:11.81)		
13	4	COOL MACAW	12	69.1	0:09.31	1:18.98 [13]	1:09.67 [3]	0:59.06 [2]	0:48.20 [2]	0:36.95 [2]	0:25.23 [2]	0:36.95	+4
		Graham Kliese		1200m	Overall	(0:09.31)	(0:10.61)	(0:10.86)	(0:11.25)	(0:11.72)	(0:12.43)		

Scratched: Lethally Stella (#15), Dashing Gypsy (#11)



Townsville Professional

Race 3: ST MARK'S SWING LOW Maiden Plate - 1300m

19 July 2025 - 12:43



Track Rating: Good 4, Weather: Fine, Rail Position: +3m Entire

Section Field Times				200m 0:11.88 (0:11.88)				Last 600m 0:35.42	
Rank	TAB	Horse/Jockey	Barrier	Top Speed [km/h]	Fastest Section	Margin		Distance Travelled [m]	
1	7	ONE SHOT MORE	1	67.5	0:09.46	0:11.88 [1]	1:17.32	0:35.08	
		Jason Taylor		1200m	Overall	(0:11.88)			
2	12	HOLD MY HALO	5	66.9	0:09.38	0:11.85 [5]	1.16L	0:34.73	+12
		Wanderson D'Avila		800m	Overall	(0:11.85)			
3	6	EXTREMELY FRILLY	11	67.3	0:09.45	0:11.79 [6]	1.73L	0:34.43	+8
		Gabrielle Semmens		800m	Overall	(0:11.79)			
4	9	STARMEIRA	2	67.1	0:09.31	0:12.08 [2]	2.3L	0:35.15	+7
		Adam Sewell		1000m	Overall	(0:12.08)			
5	1	ARIK LAD	14	67.5	0:09.55	0:12.22 [7]	4.89L	0:35.20	+7
		Ryan Wiggins		800m	Overall	(0:12.22)			
6	10	VEGAMEISTER	9	69.5	0:09.51	0:12.58 [3]	5.33L	0:35.98	+6
		Jackson Murphy		1200m	Overall	(0:12.58)			
7	13	MISHANI AMORE	6	68.2	0:09.20	0:12.77 [4]	6.55L	0:36.53	+0
		Nikki Olzard		1200m	Overall	(0:12.77)			
8	8	RAPID POWER	3	66.9	0:09.47	0:12.49 [10]	8.05L	0:35.94	+0
		Liv O'Donnell		800m	Overall	(0:12.49)			
9	5	TRUSTING STAR	13	66.3	0:09.86	0:12.30 [11]	8.15L	0:35.58	+5
		Sean Cormack		1200m	Overall	(0:12.30)			
10	3	IRISH GIFT	4	66.7	0:09.78	0:12.57 [8]	8.27L	0:35.75	-1
		Ivo Fry		1200m	Overall	(0:12.57)			

Scratched: Lethally Stella (#15), Dashing Gypsy (#11)

Report Created: Sat 19 July 2025 13:29 GMT+10 (Note: Timing is based on position data)

Page 3/17

[] Ranking at each section and finish
-:-:- No data available at this section
NA No data available

SCN Saddle cloth number
DNF Did not finish
DNT Did not track

data processed by  TRIPLESDATA



Townsville Professional
Race 3: ST MARK'S SWING LOW Maiden Plate - 1300m
19 July 2025 - 12:43



Track Rating: Good 4, Weather: Fine, Rail Position: +3m Entire

Section		200m						Last 600m		
Field Times		0:11.88 (0:11.88)						0:35.42		
Rank	TAB	Horse/Jockey	Barrier	Top Speed [km/h]	Fastest Section	Margin			Distance Travelled [m]	
11	2	BINGHAMTON	10	65.9	0:09.82	0:12.24 [13]	8.81L		0:35.51	+2
		Ashley Butler		800m	Overall	(0:12.24)				
12	14	MISSYPIE	7	67.2	0:09.59	0:12.36 [12]	9.1L		0:35.75	+7
		Nathan Thomas		800m	Overall	(0:12.36)				
13	4	COOL MACAW	12	69.1	0:09.31	0:12.80 [9]	9.75L		0:36.95	+4
		Graham Kliese		1200m	Overall	(0:12.80)				

Scratched: Lethally Stella (#15), Dashing Gypsy (#11)



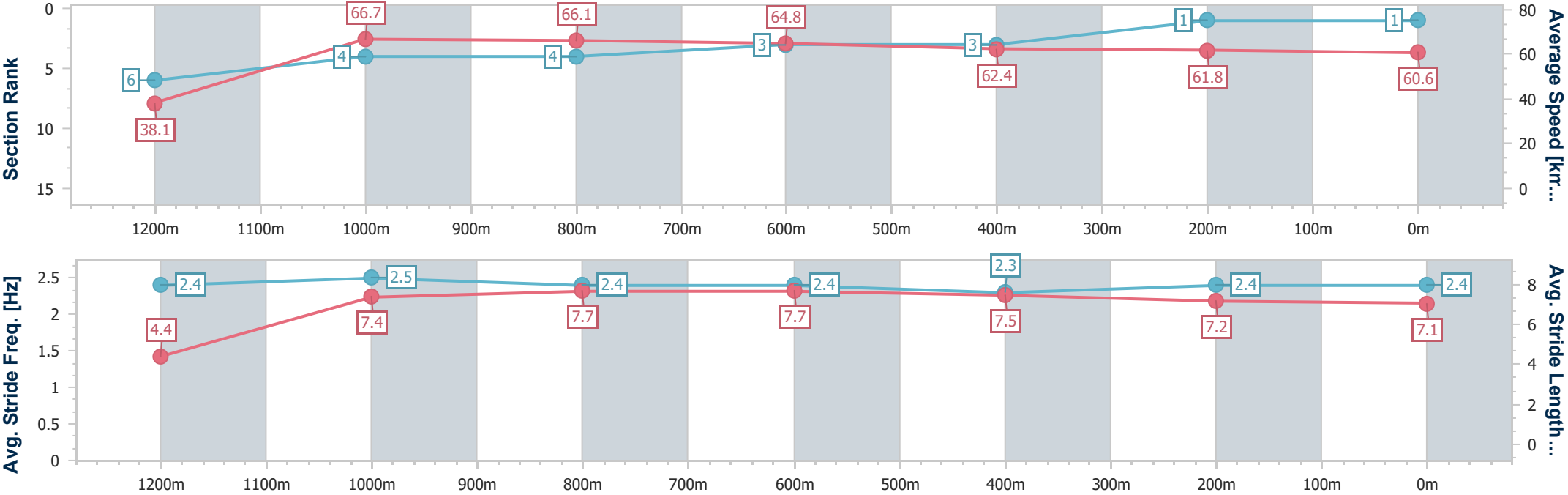
Horse/Jockey Name	One Shot More
Final Rank	1
Fastest Section Time (Section)	0:09.46 (Overall)
Top Speed [km/h] (Section)	67.5 (1200m)
Race State	Finished



TownsvilleProfessional
Race 3: ST MARK'S SWING LOW Maiden Plate - 1300m
19 July 2025 - 12:43
Track Rating: Good 4, Weather: Fine, Rail Position: +3m Entire



Section	Overall	1200m	1000m	800m	600m	400m	200m						
Section Times	1:17.32 [1] (0:09.46)	1:07.86 [6] (0:10.79)	0:57.07 [4] (0:10.87)	0:46.20 [4] (0:11.12)	0:35.08 [3] (0:11.53)	0:23.55 [3] (0:11.67)	0:11.88 [1] (0:11.88)						
Average Speed [km/h]	38.1	66.7	66.1	64.8	62.4	61.8	60.6						
Top Speed [km/h]	64.8	67.5	67.2	65.7	65.0	63.0	63.0						
Avg. Dist. to Rail [m]	4.0	0.5	0.6	0.2	0.2	1.1	1.5						
Avg. Stride Freq. [Hz]	2.4	2.5	2.4	2.4	2.3	2.4	2.4						
Avg. Stride Length [m]	4.4	7.4	7.7	7.7	7.5	7.2	7.1						





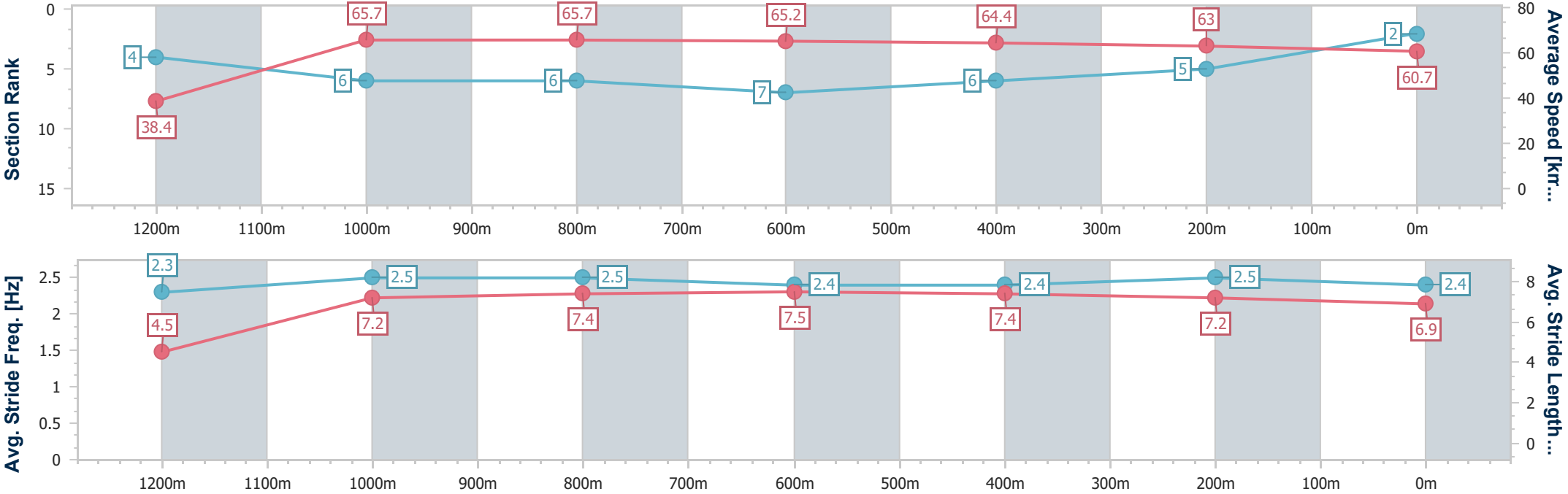
Horse/Jockey Name	Hold My Halo
Final Rank	2
Fastest Section Time (Section)	0:09.38 (Overall)
Top Speed [km/h] (Section)	66.9 (800m)
Race State	Finished



TownsvilleProfessional
Race 3: ST MARK'S SWING LOW Maiden Plate - 1300m
19 July 2025 - 12:43
Track Rating: Good 4, Weather: Fine, Rail Position: +3m Entire



Section	Overall	1200m	1000m	800m	600m	400m	200m						
Section Times	1:17.52 [2] (0:09.38)	1:08.14 [4] (0:10.99)	0:57.15 [6] (0:11.14)	0:46.01 [6] (0:11.28)	0:34.73 [7] (0:11.36)	0:23.37 [6] (0:11.52)	0:11.85 [5] (0:11.85)						
Average Speed [km/h]	38.4	65.7	65.7	65.2	64.4	63.0	60.7						
Top Speed [km/h]	64.0	66.4	66.6	66.9	66.2	64.1	63.8						
Avg. Dist. to Rail [m]	7.3	2.5	3.5	4.3	3.1	3.8	2.5						
Avg. Stride Freq. [Hz]	2.3	2.5	2.5	2.4	2.4	2.5	2.4						
Avg. Stride Length [m]	4.5	7.2	7.4	7.5	7.4	7.2	6.9						





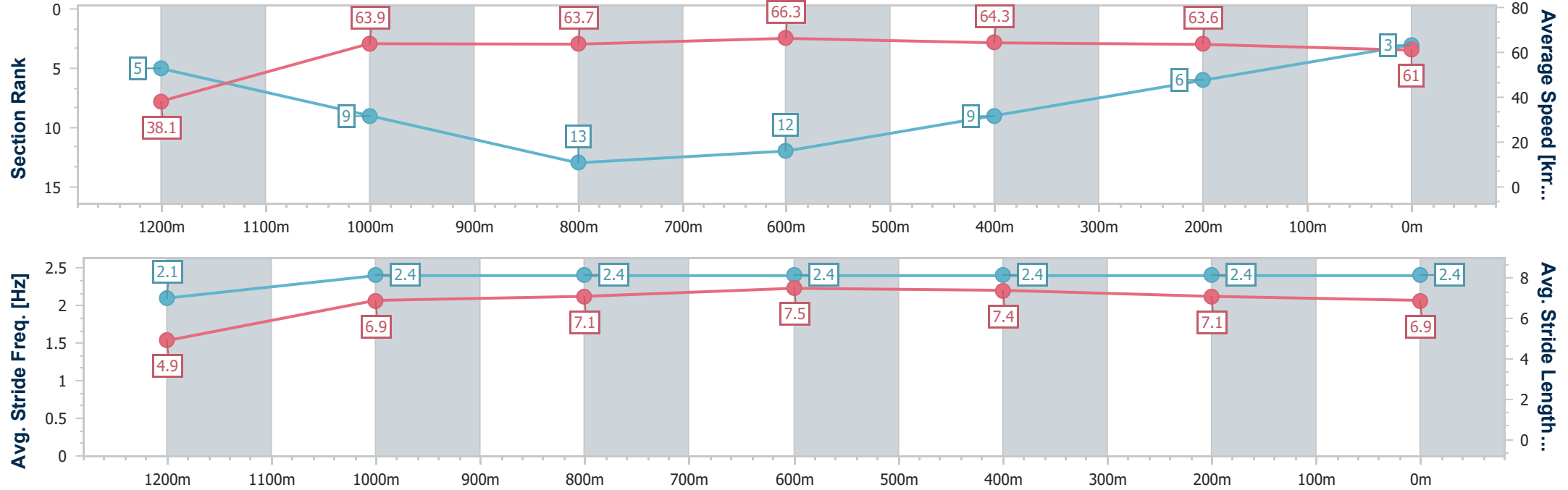
Horse/Jockey Name	Extremely Frilly
Final Rank	3
Fastest Section Time (Section)	0:09.45 (Overall)
Top Speed [km/h] (Section)	67.3 (800m)
Race State	Finished



TownsvilleProfessional
Race 3: ST MARK'S SWING LOW Maiden Plate - 1300m
19 July 2025 - 12:43
Track Rating: Good 4, Weather: Fine, Rail Position: +3m Entire



Section	Overall	1200m	1000m	800m	600m	400m	200m						
Section Times	1:17.62 [3] (0:09.45)	1:08.17 [5] (0:11.30)	0:56.87 [9] (0:11.45)	0:45.42 [13] (0:10.99)	0:34.43 [12] (0:11.27)	0:23.16 [9] (0:11.37)	0:11.79 [6] (0:11.79)						
Average Speed [km/h]	38.1	63.9	63.7	66.3	64.3	63.6	61.0						
Top Speed [km/h]	60.4	65.2	66.3	67.3	65.5	64.6	62.8						
Avg. Dist. to Rail [m]	11.1	3.4	2.7	2.5	1.3	4.9	6.7						
Avg. Stride Freq. [Hz]	2.1	2.4	2.4	2.4	2.4	2.4	2.4						
Avg. Stride Length [m]	4.9	6.9	7.1	7.5	7.4	7.1	6.9						





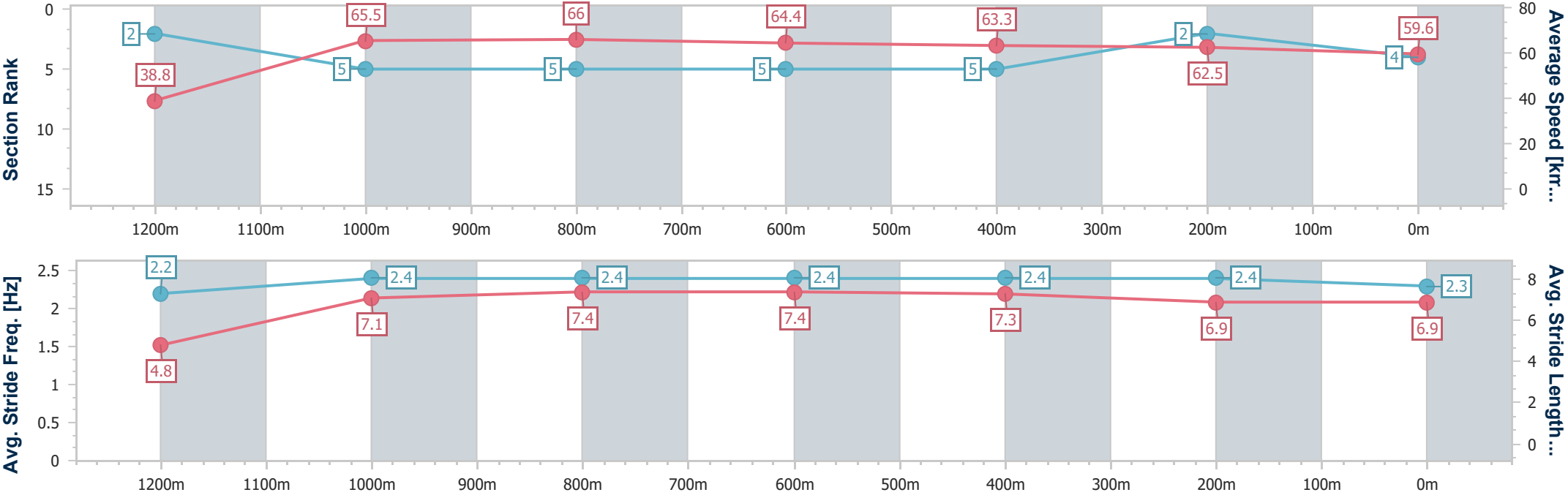
Horse/Jockey Name	Starmeira
Final Rank	4
Fastest Section Time (Section)	0:09.31 (Overall)
Top Speed [km/h] (Section)	67.1 (1000m)
Race State	Finished



TownsvilleProfessional
Race 3: ST MARK'S SWING LOW Maiden Plate - 1300m
19 July 2025 - 12:43
Track Rating: Good 4, Weather: Fine, Rail Position: +3m Entire



Section	Overall	1200m	1000m	800m	600m	400m	200m						
Section Times	1:17.71 [4] (0:09.31)	1:08.40 [2] (0:10.99)	0:57.41 [5] (0:10.99)	0:46.42 [5] (0:11.27)	0:35.15 [5] (0:11.47)	0:23.68 [5] (0:11.60)	0:12.08 [2]						
Average Speed [km/h]	38.8	65.5	66.0	64.4	63.3	62.5	59.6						
Top Speed [km/h]	64.8	66.5	67.1	66.0	64.8	62.8	62.4						
Avg. Dist. to Rail [m]	4.9	1.1	1.6	1.7	1.8	3.8	3.2						
Avg. Stride Freq. [Hz]	2.2	2.4	2.4	2.4	2.4	2.4	2.3						
Avg. Stride Length [m]	4.8	7.1	7.4	7.4	7.3	6.9	6.9						





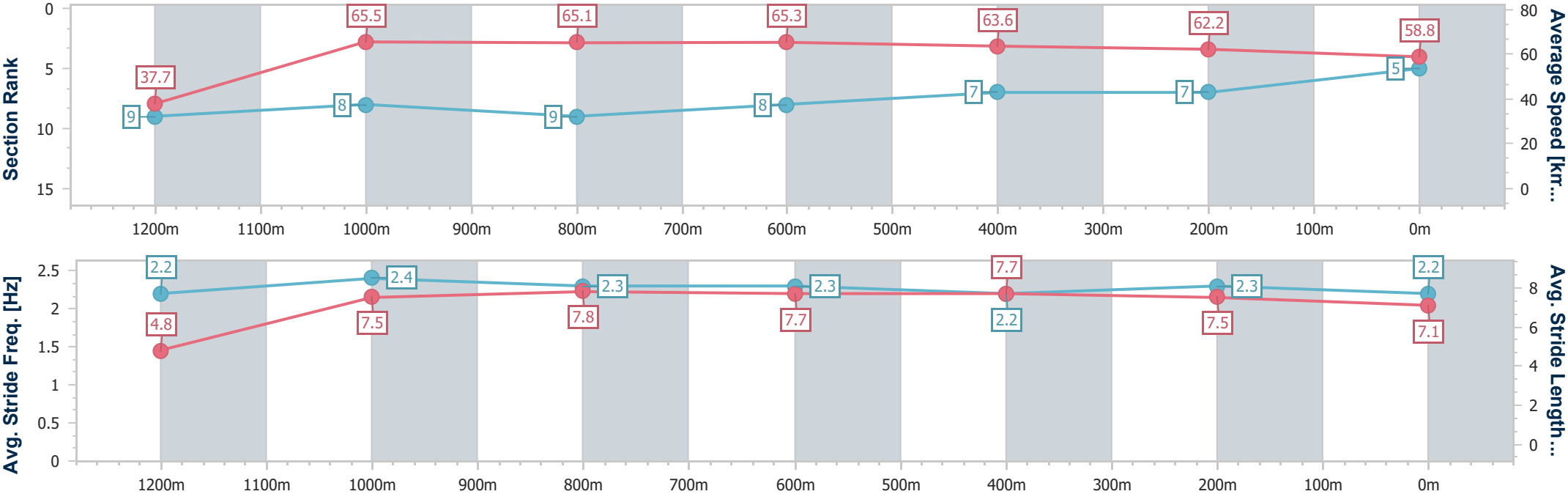
Horse/Jockey Name	Arik Lad
Final Rank	5
Fastest Section Time (Section)	0:09.55 (Overall)
Top Speed [km/h] (Section)	67.5 (800m)
Race State	Finished



TownsvilleProfessional
Race 3: ST MARK'S SWING LOW Maiden Plate - 1300m
19 July 2025 - 12:43
Track Rating: Good 4, Weather: Fine, Rail Position: +3m Entire



Section	Overall	1200m	1000m	800m	600m	400m	200m						
Section Times	1:18.15 [5] (0:09.55)	1:08.60 [9] (0:11.03)	0:57.57 [8] (0:11.24)	0:46.33 [9] (0:11.13)	0:35.20 [8] (0:11.35)	0:23.85 [7] (0:11.63)	0:12.22 [7] (0:12.22)						
Average Speed [km/h]	37.7	65.5	65.1	65.3	63.6	62.2	58.8						
Top Speed [km/h]	61.4	67.0	66.6	67.5	64.0	63.2	61.3						
Avg. Dist. to Rail [m]	14.1	5.3	3.2	2.1	0.7	2.5	3.4						
Avg. Stride Freq. [Hz]	2.2	2.4	2.3	2.3	2.2	2.3	2.2						
Avg. Stride Length [m]	4.8	7.5	7.8	7.7	7.7	7.5	7.1						





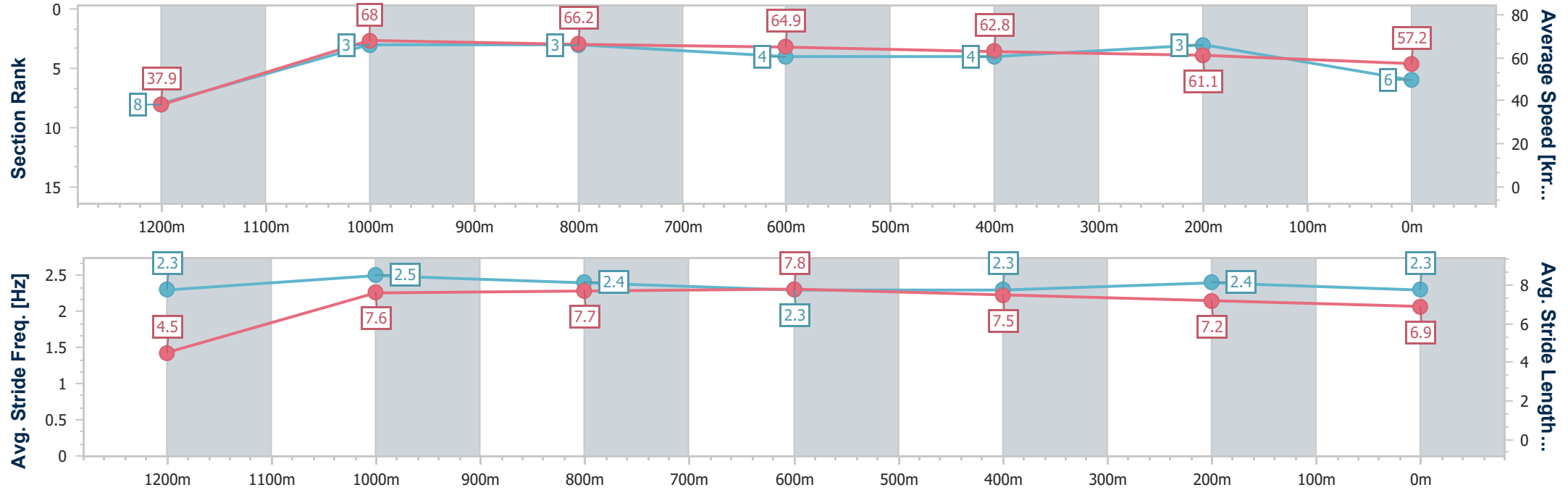
Horse/Jockey Name	Vegameister
Final Rank	6
Fastest Section Time (Section)	0:09.51 (Overall)
Top Speed [km/h] (Section)	69.5 (1200m)
Race State	Finished



TownsvilleProfessional
Race 3: ST MARK'S SWING LOW Maiden Plate - 1300m
19 July 2025 - 12:43
Track Rating: Good 4, Weather: Fine, Rail Position: +3m Entire



Section	Overall	1200m	1000m	800m	600m	400m	200m						
Section Times	1:18.23 [6] (0:09.51)	1:08.72 [8] (0:10.61)	0:58.11 [3] (0:10.98)	0:47.13 [3] (0:11.15)	0:35.98 [4] (0:11.57)	0:24.41 [4] (0:11.83)	0:12.58 [3] (0:12.58)						
Average Speed [km/h]	37.9	68.0	66.2	64.9	62.8	61.1	57.2						
Top Speed [km/h]	66.2	69.5	67.8	66.6	64.6	62.4	59.9						
Avg. Dist. to Rail [m]	10.3	2.8	1.7	1.1	1.7	2.2	0.8						
Avg. Stride Freq. [Hz]	2.3	2.5	2.4	2.3	2.3	2.4	2.3						
Avg. Stride Length [m]	4.5	7.6	7.7	7.8	7.5	7.2	6.9						





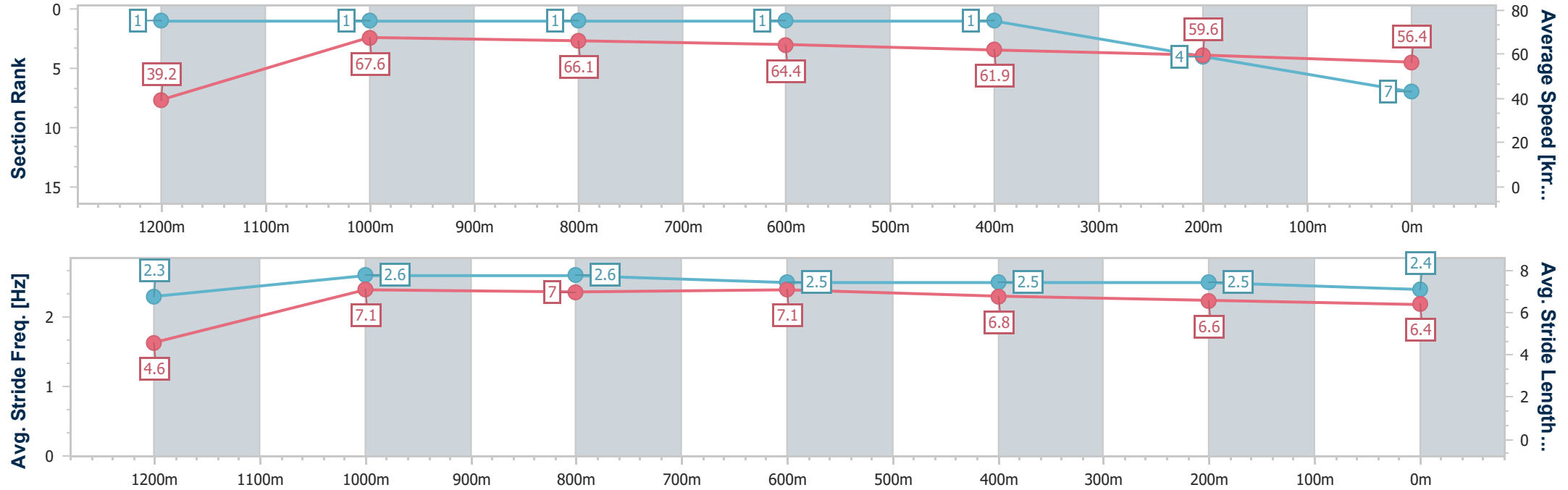
Horse/Jockey Name	Mishani Amore
Final Rank	7
Fastest Section Time (Section)	0:09.20 (Overall)
Top Speed [km/h] (Section)	68.2 (1200m)
Race State	Finished



TownsvilleProfessional
Race 3: ST MARK'S SWING LOW Maiden Plate - 1300m
19 July 2025 - 12:43
Track Rating: Good 4, Weather: Fine, Rail Position: +3m Entire



Section	Overall	1200m	1000m	800m	600m	400m	200m						
Section Times	1:18.43 [7] (0:09.20)	1:09.23 [1] (0:10.65)	0:58.58 [1] (0:10.88)	0:47.70 [1] (0:11.17)	0:36.53 [1] (0:11.64)	0:24.89 [1] (0:12.12)	0:12.77 [4] (0:12.77)						
Average Speed [km/h]	39.2	67.6	66.1	64.4	61.9	59.6	56.4						
Top Speed [km/h]	65.0	68.2	67.8	65.2	63.5	60.4	58.7						
Avg. Dist. to Rail [m]	8.3	1.0	0.5	0.3	0.4	1.5	1.6						
Avg. Stride Freq. [Hz]	2.3	2.6	2.6	2.5	2.5	2.5	2.4						
Avg. Stride Length [m]	4.6	7.1	7.0	7.1	6.8	6.6	6.4						





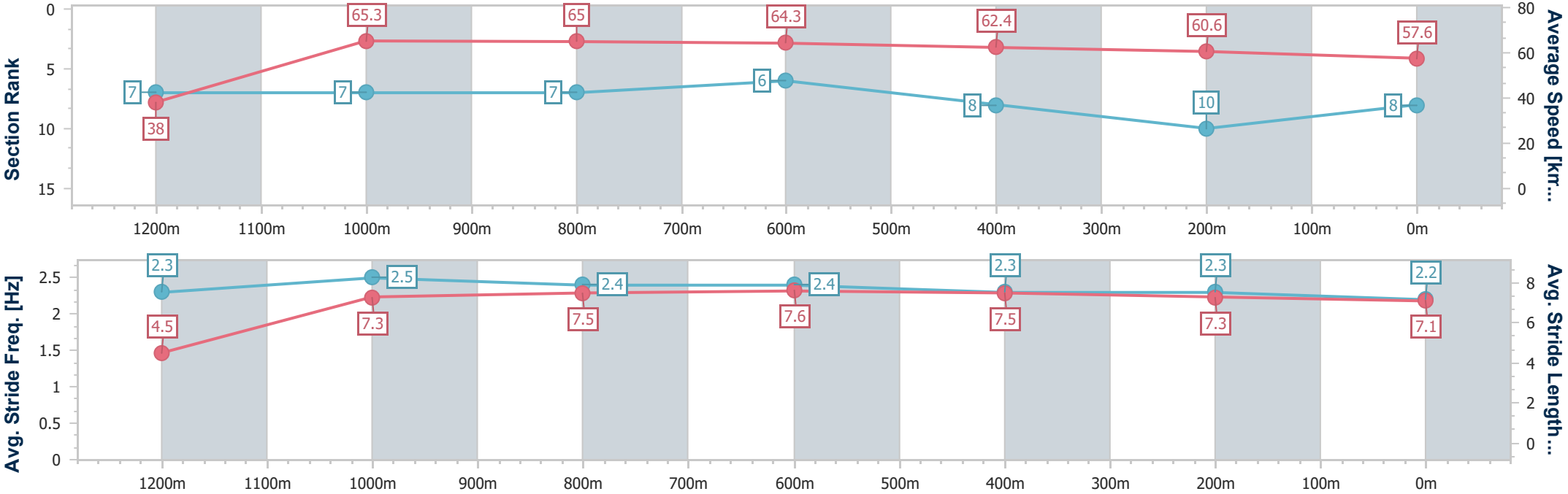
Horse/Jockey Name	Rapid Power
Final Rank	8
Fastest Section Time (Section)	0:09.47 (Overall)
Top Speed [km/h] (Section)	66.9 (800m)
Race State	Finished



TownsvilleProfessional
Race 3: ST MARK'S SWING LOW Maiden Plate - 1300m
19 July 2025 - 12:43
Track Rating: Good 4, Weather: Fine, Rail Position: +3m Entire



Section	Overall	1200m	1000m	800m	600m	400m	200m						
Section Times	1:18.69 [8] (0:09.47)	1:09.22 [7] (0:11.04)	0:58.18 [7] (0:11.05)	0:47.13 [7] (0:11.19)	0:35.94 [6] (0:11.56)	0:24.38 [8] (0:11.89)	0:12.49 [10] (0:12.49)						
Average Speed [km/h]	38.0	65.3	65.0	64.3	62.4	60.6	57.6						
Top Speed [km/h]	63.9	66.6	66.7	66.9	63.1	62.1	60.5						
Avg. Dist. to Rail [m]	5.3	0.4	0.5	0.3	0.3	0.3	0.5						
Avg. Stride Freq. [Hz]	2.3	2.5	2.4	2.4	2.3	2.3	2.2						
Avg. Stride Length [m]	4.5	7.3	7.5	7.6	7.5	7.3	7.1						





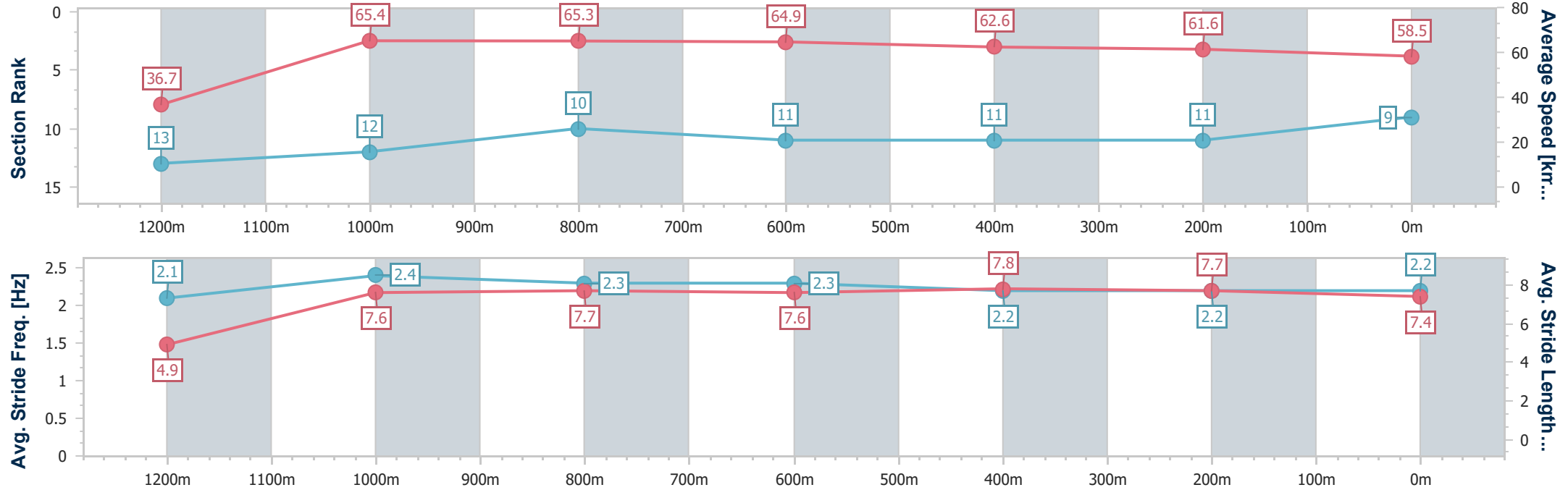
Horse/Jockey Name	Trusting Star
Final Rank	9
Fastest Section Time (Section)	0:09.86 (Overall)
Top Speed [km/h] (Section)	66.3 (1200m)
Race State	Finished



TownsvilleProfessional
Race 3: ST MARK'S SWING LOW Maiden Plate - 1300m
19 July 2025 - 12:43
Track Rating: Good 4, Weather: Fine, Rail Position: +3m Entire



Section	Overall	1200m	1000m	800m	600m	400m	200m						
Section Times	1:18.71 [9] (0:09.86)	1:08.85 [13] (0:11.02)	0:57.83 [12] (0:11.06)	0:46.77 [10] (0:11.19)	0:35.58 [11] (0:11.56)	0:24.02 [11] (0:11.72)	0:12.30 [11] (0:12.30)						
Average Speed [km/h]	36.7	65.4	65.3	64.9	62.6	61.6	58.5						
Top Speed [km/h]	61.9	66.3	66.2	65.7	63.2	63.6	59.4						
Avg. Dist. to Rail [m]	11.1	1.0	1.3	1.4	1.7	1.3	3.7						
Avg. Stride Freq. [Hz]	2.1	2.4	2.3	2.3	2.2	2.2	2.2						
Avg. Stride Length [m]	4.9	7.6	7.7	7.6	7.8	7.7	7.4						





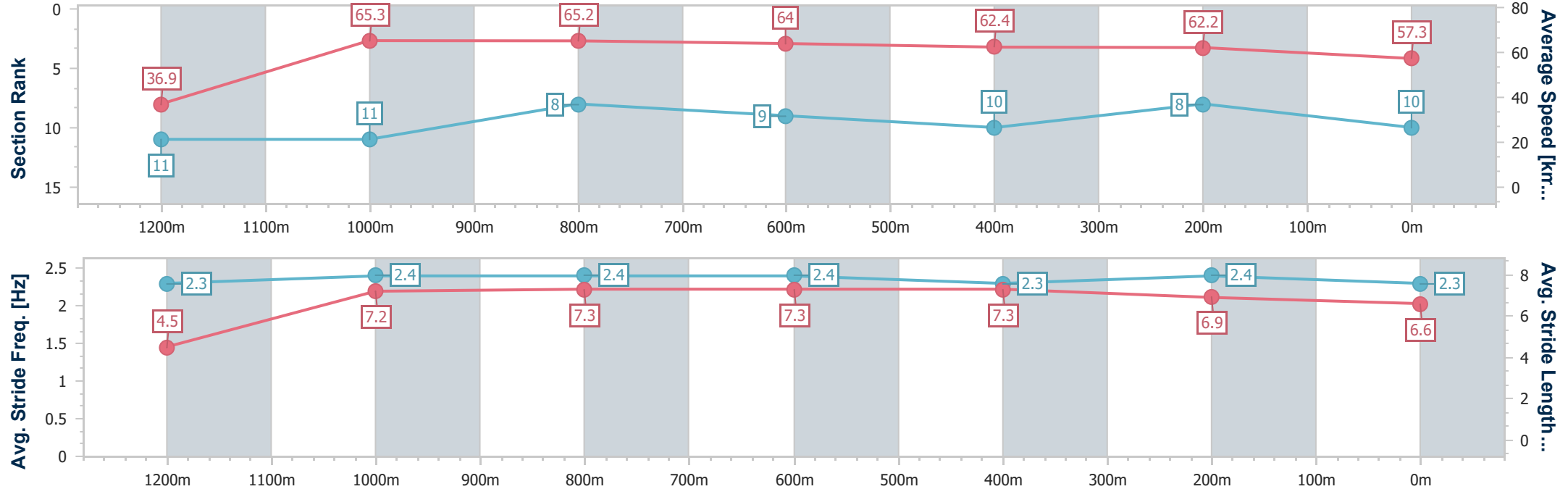
Horse/Jockey Name	Irish Gift
Final Rank	10
Fastest Section Time (Section)	0:09.78 (Overall)
Top Speed [km/h] (Section)	66.7 (1200m)
Race State	Finished



TownsvilleProfessional
Race 3: ST MARK'S SWING LOW Maiden Plate - 1300m
19 July 2025 - 12:43
Track Rating: Good 4, Weather: Fine, Rail Position: +3m Entire



Section	Overall	1200m	1000m	800m	600m	400m	200m						
Section Times	1:18.73 [10] (0:09.78)	1:08.95 [11] (0:11.03)	0:57.92 [11] (0:10.98)	0:46.94 [8] (0:11.19)	0:35.75 [9] (0:11.52)	0:24.23 [10] (0:11.66)	0:12.57 [8] (0:12.57)						
Average Speed [km/h]	36.9	65.3	65.2	64.0	62.4	62.2	57.3						
Top Speed [km/h]	62.5	66.7	66.4	65.7	63.3	63.8	60.3						
Avg. Dist. to Rail [m]	6.9	0.6	1.0	1.4	0.6	3.2	4.0						
Avg. Stride Freq. [Hz]	2.3	2.4	2.4	2.4	2.3	2.4	2.3						
Avg. Stride Length [m]	4.5	7.2	7.3	7.3	7.3	6.9	6.6						





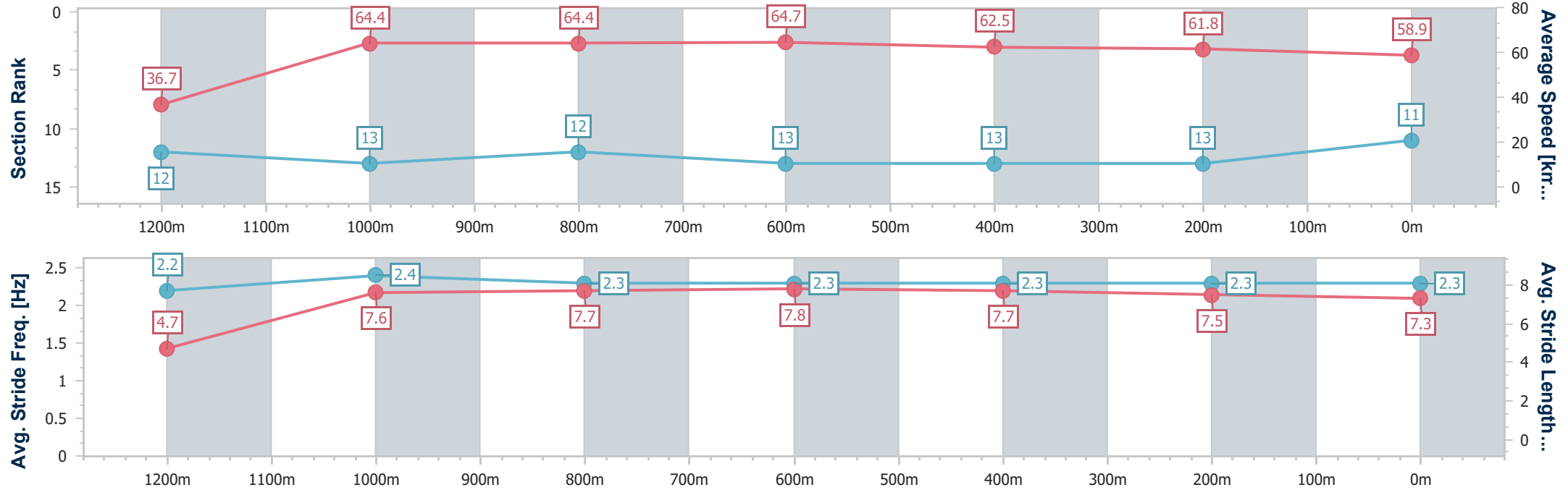
Horse/Jockey Name	Binghamton
Final Rank	11
Fastest Section Time (Section)	0:09.82 (Overall)
Top Speed [km/h] (Section)	65.9 (800m)
Race State	Finished



TownsvilleProfessional
Race 3: ST MARK'S SWING LOW Maiden Plate - 1300m
19 July 2025 - 12:43
Track Rating: Good 4, Weather: Fine, Rail Position: +3m Entire



Section	Overall	1200m	1000m	800m	600m	400m	200m						
Section Times	1:18.82 [11] (0:09.82)	1:09.00 [12] (0:11.19)	0:57.81 [13] (0:11.16)	0:46.65 [12] (0:11.14)	0:35.51 [13] (0:11.61)	0:23.90 [13] (0:11.66)	0:12.24 [13] (0:12.24)						
Average Speed [km/h]	36.7	64.4	64.4	64.7	62.5	61.8	58.9						
Top Speed [km/h]	61.8	65.8	65.9	65.9	62.9	63.5	60.9						
Avg. Dist. to Rail [m]	9.7	0.9	0.4	0.5	1.6	0.6	0.8						
Avg. Stride Freq. [Hz]	2.2	2.4	2.3	2.3	2.3	2.3	2.3						
Avg. Stride Length [m]	4.7	7.6	7.7	7.8	7.7	7.5	7.3						





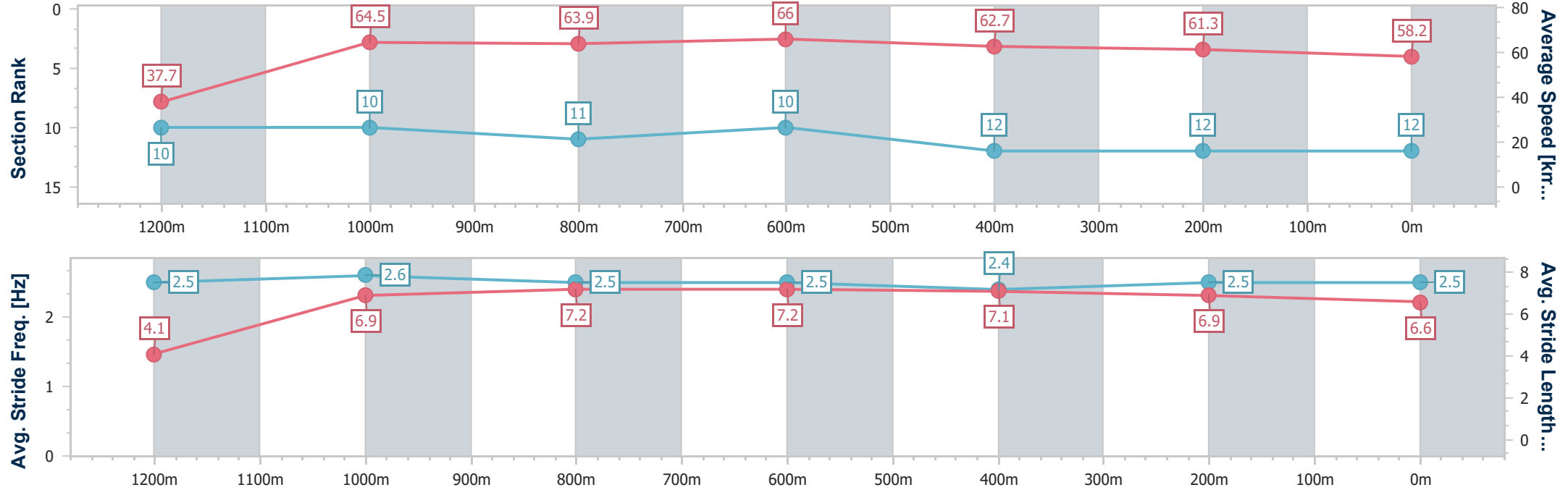
Horse/Jockey Name	Missypie
Final Rank	12
Fastest Section Time (Section)	0:09.59 (Overall)
Top Speed [km/h] (Section)	67.2 (800m)
Race State	Finished



TownsvilleProfessional
Race 3: ST MARK'S SWING LOW Maiden Plate - 1300m
19 July 2025 - 12:43
Track Rating: Good 4, Weather: Fine, Rail Position: +3m Entire



Section	Overall	1200m	1000m	800m	600m	400m	200m						
Section Times	1:18.87 [12] (0:09.59)	1:09.28 [10] (0:11.19)	0:58.09 [10] (0:11.37)	0:46.72 [11] (0:10.97)	0:35.75 [10] (0:11.58)	0:24.17 [12] (0:11.81)	0:12.36 [12] (0:12.36)						
Average Speed [km/h]	37.7	64.5	63.9	66.0	62.7	61.3	58.2						
Top Speed [km/h]	63.9	67.0	65.2	67.2	64.1	63.0	60.1						
Avg. Dist. to Rail [m]	8.1	2.2	1.9	1.3	1.7	3.1	5.6						
Avg. Stride Freq. [Hz]	2.5	2.6	2.5	2.5	2.4	2.5	2.5						
Avg. Stride Length [m]	4.1	6.9	7.2	7.2	7.1	6.9	6.6						





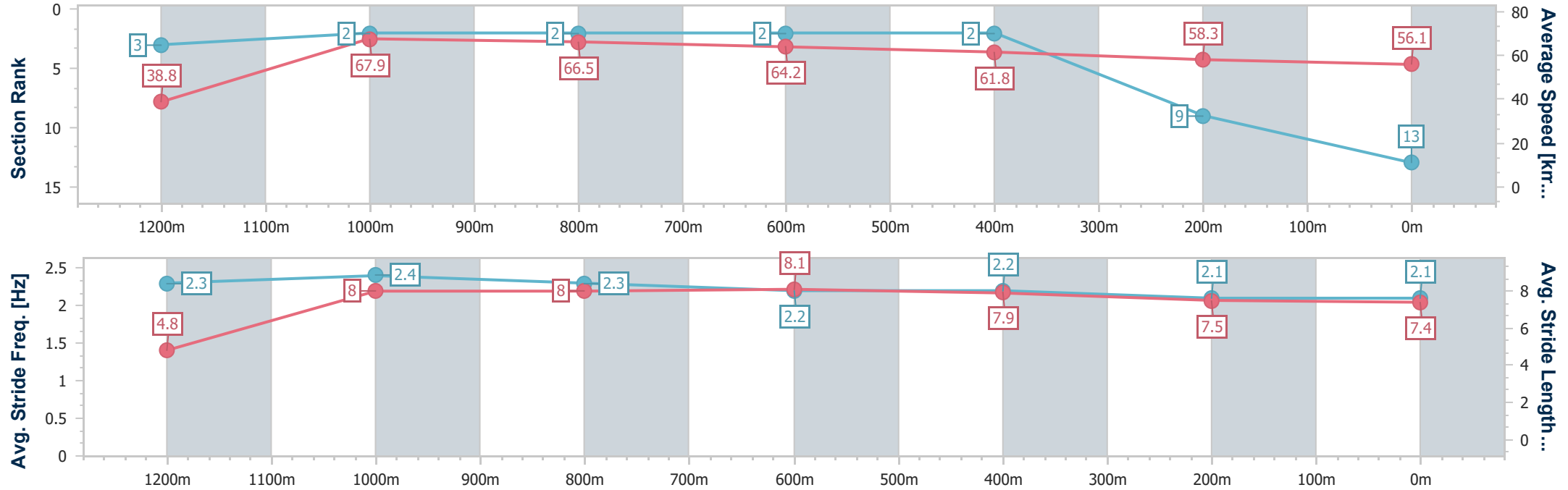
Horse/Jockey Name	Cool Macaw
Final Rank	13
Fastest Section Time (Section)	0:09.31 (Overall)
Top Speed [km/h] (Section)	69.1 (1200m)
Race State	Finished



TownsvilleProfessional
Race 3: ST MARK'S SWING LOW Maiden Plate - 1300m
19 July 2025 - 12:43
Track Rating: Good 4, Weather: Fine, Rail Position: +3m Entire



Section	Overall	1200m	1000m	800m	600m	400m	200m						
Section Times	1:18.98 [13] (0:09.31)	1:09.67 [3] (0:10.61)	0:59.06 [2] (0:10.86)	0:48.20 [2] (0:11.25)	0:36.95 [2] (0:11.72)	0:25.23 [2] (0:12.43)	0:12.80 [9] (0:12.80)						
Average Speed [km/h]	38.8	67.9	66.5	64.2	61.8	58.3	56.1						
Top Speed [km/h]	64.2	69.1	68.4	65.0	63.9	60.1	58.3						
Avg. Dist. to Rail [m]	11.7	2.9	0.6	0.7	1.5	3.3	5.4						
Avg. Stride Freq. [Hz]	2.3	2.4	2.3	2.2	2.2	2.1	2.1						
Avg. Stride Length [m]	4.8	8.0	8.0	8.1	7.9	7.5	7.4						





TownsvilleProfessional
Race 4: BELLE PROPERTY TOWNSVILLE QTIS Two-Year-Old and Three-Year-Old Handicap - 1000m
19 July 2025 - 13:18



Track Rating: Good 4, Weather: Fine, Rail Position: +3m Entire

Section						Overall	800m	600m	400m	200m			Last 600m
Field Times						0:56.35 (0:12.80)	0:43.55 (0:10.33)	0:33.22 (0:10.81)	0:22.41 (0:10.99)	0:11.42 (0:11.42)			0:33.22
Rank	TAB	Horse/Jockey	Barrier	Top Speed [km/h]	Fastest Section							Margin	Distance Travelled [m]
1	9	TIME TO PROPHET	1	72.3	0:10.30	0:56.35 [1]	0:43.43 [4]	0:33.13 [3]	0:22.38 [2]	0:11.42 [2]	0:56.35	0:33.13	
		McKenzie Apel		800m	800m	(0:12.92)	(0:10.30)	(0:10.75)	(0:10.96)	(0:11.42)			
2	2	BLUE STRATUM	3	73.3	0:10.31	0:56.61 [2]	0:43.79 [2]	0:33.48 [1]	0:22.67 [1]	0:11.68 [1]	1.54L	0:33.48	+2
		Leah Martyn		Overall	800m	(0:12.82)	(0:10.31)	(0:10.81)	(0:10.99)	(0:11.68)			
3	1	ALMIGHTY JAB	4	71.3	0:10.34	0:56.61 [3]	0:43.40 [10]	0:33.06 [10]	0:22.38 [6]	0:11.59 [3]	1.56L	0:33.06	+3
		Ryan Wiggins		Overall	800m	(0:13.21)	(0:10.34)	(0:10.68)	(0:10.79)	(0:11.59)			
4	11	FOREHAND DRIVE	13	71.2	0:10.38	0:56.78 [4]	0:43.42 [11]	0:33.04 [11]	0:22.30 [11]	0:11.20 [10]	2.53L	0:33.04	+6
		Jackson Murphy		800m	800m	(0:13.36)	(0:10.38)	(0:10.74)	(0:11.10)	(0:11.20)			
5	5	SATISFIED MUGS	11	71.3	0:10.38	0:56.85 [5]	0:43.77 [8]	0:33.39 [8]	0:22.48 [10]	0:11.46 [6]	2.94L	0:33.39	+6
		Ashley Butler		800m	800m	(0:13.08)	(0:10.38)	(0:10.91)	(0:11.02)	(0:11.46)			
6	12	SUPID DATE	8	71.3	0:10.33	0:56.92 [6]	0:43.35 [12]	0:33.02 [12]	0:22.39 [12]	0:11.45 [9]	3.36L	0:33.02	-3
		Nikki Olzard		800m	800m	(0:13.57)	(0:10.33)	(0:10.63)	(0:10.94)	(0:11.45)			
7	13	WEBS	2	72.3	0:10.24	0:57.16 [7]	0:44.02 [9]	0:33.78 [7]	0:23.01 [4]	0:11.86 [4]	4.78L	0:33.78	+1
		Nathan Thomas		800m	800m	(0:13.14)	(0:10.24)	(0:10.77)	(0:11.15)	(0:11.86)			
8	4	HAND GRENADE	6	71.4	0:10.28	0:57.17 [8]	0:44.32 [3]	0:34.04 [2]	0:23.03 [3]	0:11.80 [5]	4.86L	0:34.04	+7
		Jason Taylor		800m	800m	(0:12.85)	(0:10.28)	(0:11.01)	(0:11.23)	(0:11.80)			
9	6	BESMARA	9	71.2	0:10.47	0:57.23 [9]	0:44.17 [7]	0:33.70 [9]	0:22.87 [8]	0:11.83 [7]	5.21L	0:33.70	+5
		Sean Cormack		800m	800m	(0:13.06)	(0:10.47)	(0:10.83)	(0:11.04)	(0:11.83)			
10	10	LITTLE IFFY	10	71.9	0:10.31	0:57.27 [10]	0:44.24 [6]	0:33.93 [6]	0:23.08 [5]	0:11.84 [8]	5.45L	0:33.93	+6
		Olivia Kendal		800m	800m	(0:13.03)	(0:10.31)	(0:10.85)	(0:11.24)	(0:11.84)			



TownsvilleProfessional
Race 4: BELLE PROPERTY TOWNSVILLE QTIS Two-Year-Old and Three-Year-Old Handicap - 1000m
19 July 2025 - 13:18



Track Rating: Good 4, Weather: Fine, Rail Position: +3m Entire

Section							Overall	800m	600m	400m	200m		
Field Times							0:56.35 (0:12.80)	0:43.55 (0:10.33)	0:33.22 (0:10.81)	0:22.41 (0:10.99)	0:11.42 (0:11.42)	Last 600m 0:33.22	
Rank	TAB	Horse/Jockey	Barrier	Top Speed [km/h]	Fastest Section						Margin		
11	3	KHALS	12	71.5	0:10.26	0:57.43 [11]	0:43.61 [13]	0:33.35 [13]	0:22.72 [13]	0:11.61 [13]	6.35L	0:33.35	+3
		Gabrielle Semmens		800m	800m	(0:13.82)	(0:10.26)	(0:10.63)	(0:11.11)	(0:11.61)			
12	8	OUTBID	7	72.0	0:10.37	0:57.57 [12]	0:44.65 [5]	0:34.28 [5]	0:23.21 [9]	0:11.82 [12]	7.21L	0:34.28	+9
		Ivo Fry		800m	800m	(0:12.92)	(0:10.37)	(0:11.07)	(0:11.39)	(0:11.82)			
13	7	FRAMED IT	5	71.3	0:10.46	0:57.65 [13]	0:44.85 [1]	0:34.39 [4]	0:23.41 [7]	0:12.01 [11]	7.64L	0:34.39	+4
		Wanderson D'Avila		Overall	800m	(0:12.80)	(0:10.46)	(0:10.98)	(0:11.40)	(0:12.01)			



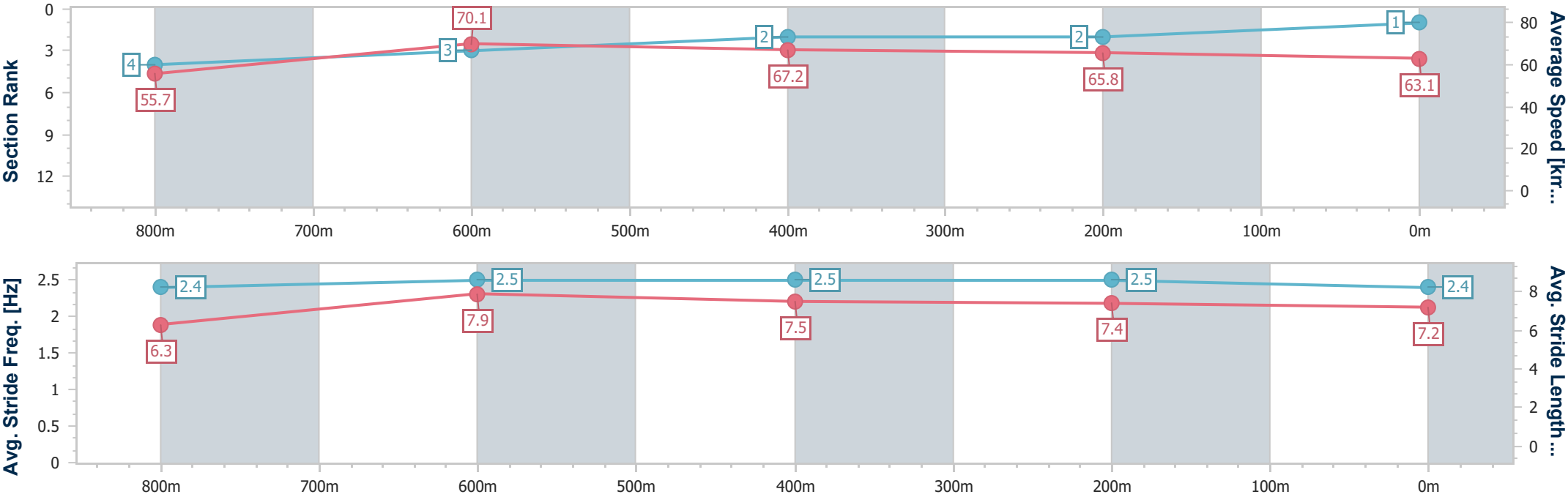
Horse/Jockey Name	Time To Prophet
Final Rank	1
Fastest Section Time (Section)	0:10.30 (800m)
Top Speed [km/h] (Section)	72.3 (800m)
Race State	Finished



TownsvilleProfessional
Race 4: BELLE PROPERTY TOWNSVILLE QTIS Two-Year-Old
and Three-Year-Old Handicap - 1000m
19 July 2025 - 13:18
Track Rating: Good 4, Weather: Fine, Rail Position: +3m Entire



Section	Overall	800m	600m	400m	200m										
Section Times	0:56.35 [1] (0:12.92)	0:43.43 [4] (0:10.30)	0:33.13 [3] (0:10.75)	0:22.38 [2] (0:10.96)	0:11.42 [2] (0:11.42)										
Average Speed [km/h]	55.7	70.1	67.2	65.8	63.1										
Top Speed [km/h]	71.3	72.3	69.3	66.9	64.9										
Avg. Dist. to Rail [m]	1.7	1.0	0.8	1.7	4.4										
Avg. Stride Freq. [Hz]	2.4	2.5	2.5	2.5	2.4										
Avg. Stride Length [m]	6.3	7.9	7.5	7.4	7.2										





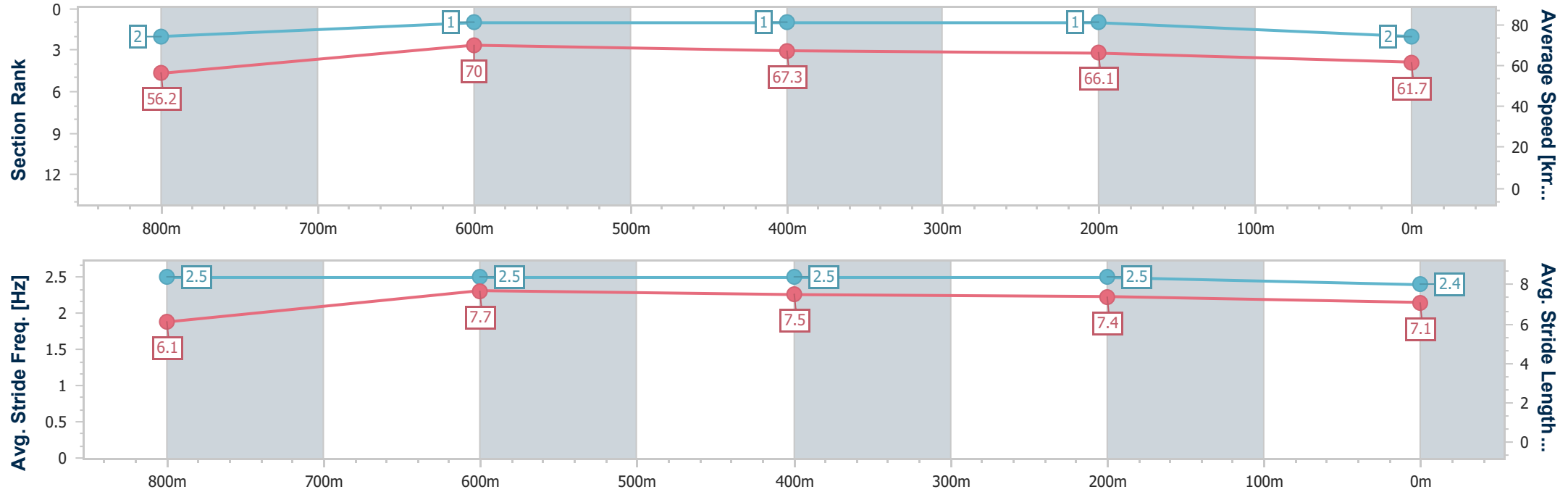
Horse/Jockey Name	Blue Stratum
Final Rank	2
Fastest Section Time (Section)	0:10.31 (800m)
Top Speed [km/h] (Section)	73.3 (Overall)
Race State	Finished



TownsvilleProfessional
Race 4: BELLE PROPERTY TOWNSVILLE QTIS Two-Year-Old
and Three-Year-Old Handicap - 1000m
19 July 2025 - 13:18
Track Rating: Good 4, Weather: Fine, Rail Position: +3m Entire



Section	Overall	800m	600m	400m	200m										
Section Times	0:56.61 [2] (0:12.82)	0:43.79 [2] (0:10.31)	0:33.48 [1] (0:10.81)	0:22.67 [1] (0:10.99)	0:11.68 [1] (0:11.68)										
Average Speed [km/h]	56.2	70.0	67.3	66.1	61.7										
Top Speed [km/h]	73.3	72.5	68.7	67.1	64.5										
Avg. Dist. to Rail [m]	3.5	1.2	1.9	3.9	2.1										
Avg. Stride Freq. [Hz]	2.5	2.5	2.5	2.5	2.4										
Avg. Stride Length [m]	6.1	7.7	7.5	7.4	7.1										





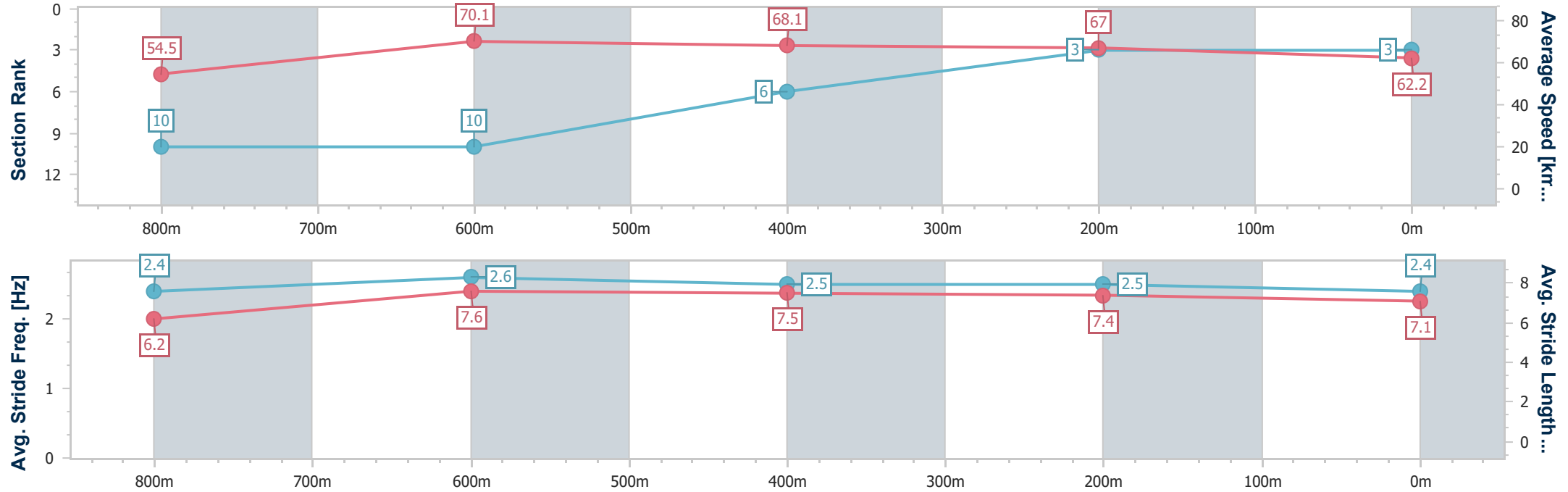
Horse/Jockey Name	Almighty Jab
Final Rank	3
Fastest Section Time (Section)	0:10.34 (800m)
Top Speed [km/h] (Section)	71.3 (Overall)
Race State	Finished



TownsvilleProfessional
Race 4: BELLE PROPERTY TOWNSVILLE QTIS Two-Year-Old
and Three-Year-Old Handicap - 1000m
19 July 2025 - 13:18
Track Rating: Good 4, Weather: Fine, Rail Position: +3m Entire



Section	Overall	800m	600m	400m	200m										
Section Times	0:56.61 [3] (0:13.21)	0:43.40 [10] (0:10.34)	0:33.06 [10] (0:10.68)	0:22.38 [6] (0:10.79)	0:11.59 [3] (0:11.59)										
Average Speed [km/h]	54.5	70.1	68.1	67.0	62.2										
Top Speed [km/h]	71.3	71.1	69.2	67.8	65.5										
Avg. Dist. to Rail [m]	4.4	2.1	2.1	3.1	5.6										
Avg. Stride Freq. [Hz]	2.4	2.6	2.5	2.5	2.4										
Avg. Stride Length [m]	6.2	7.6	7.5	7.4	7.1										





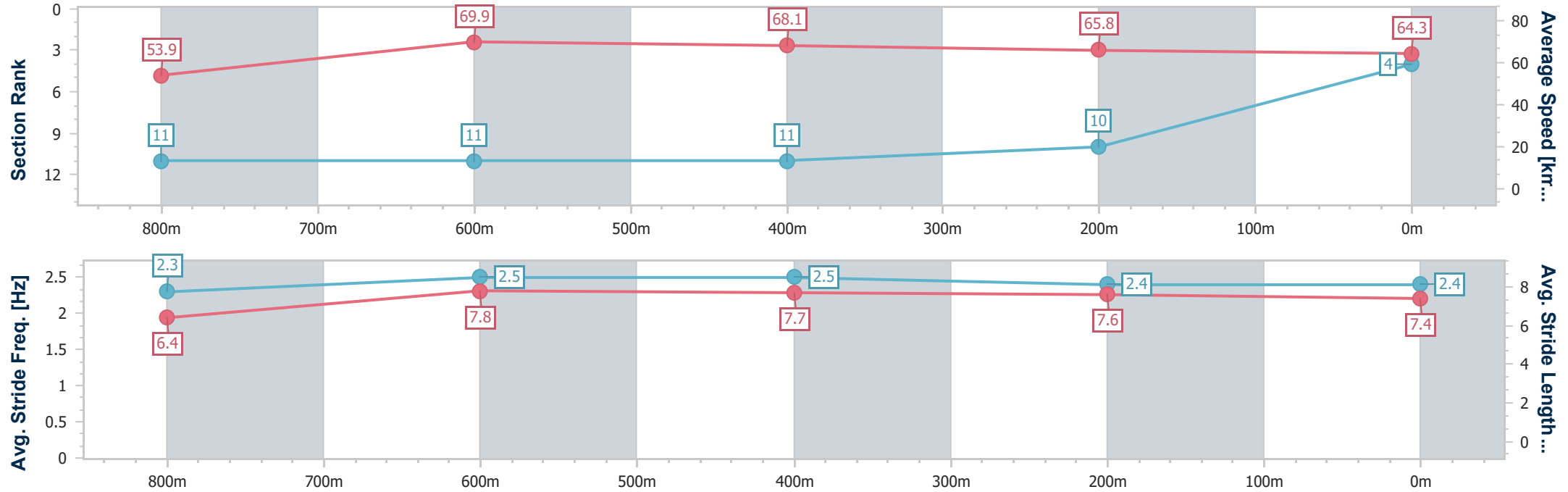
Horse/Jockey Name	Forehand Drive
Final Rank	4
Fastest Section Time (Section)	0:10.38 (800m)
Top Speed [km/h] (Section)	71.2 (800m)
Race State	Finished



TownsvilleProfessional
Race 4: BELLE PROPERTY TOWNSVILLE QTIS Two-Year-Old
and Three-Year-Old Handicap - 1000m
19 July 2025 - 13:18
Track Rating: Good 4, Weather: Fine, Rail Position: +3m Entire



Section	Overall	800m	600m	400m	200m														
Section Times	0:56.78 [4] (0:13.36)	0:43.42 [11] (0:10.38)	0:33.04 [11] (0:10.74)	0:22.30 [11] (0:11.10)	0:11.20 [10] (0:11.20)														
Average Speed [km/h]	53.9	69.9	68.1	65.8	64.3														
Top Speed [km/h]	69.6	71.2	70.3	67.3	66.0														
Avg. Dist. to Rail [m]	10.9	2.1	3.6	9.0	9.8														
Avg. Stride Freq. [Hz]	2.3	2.5	2.5	2.4	2.4														
Avg. Stride Length [m]	6.4	7.8	7.7	7.6	7.4														





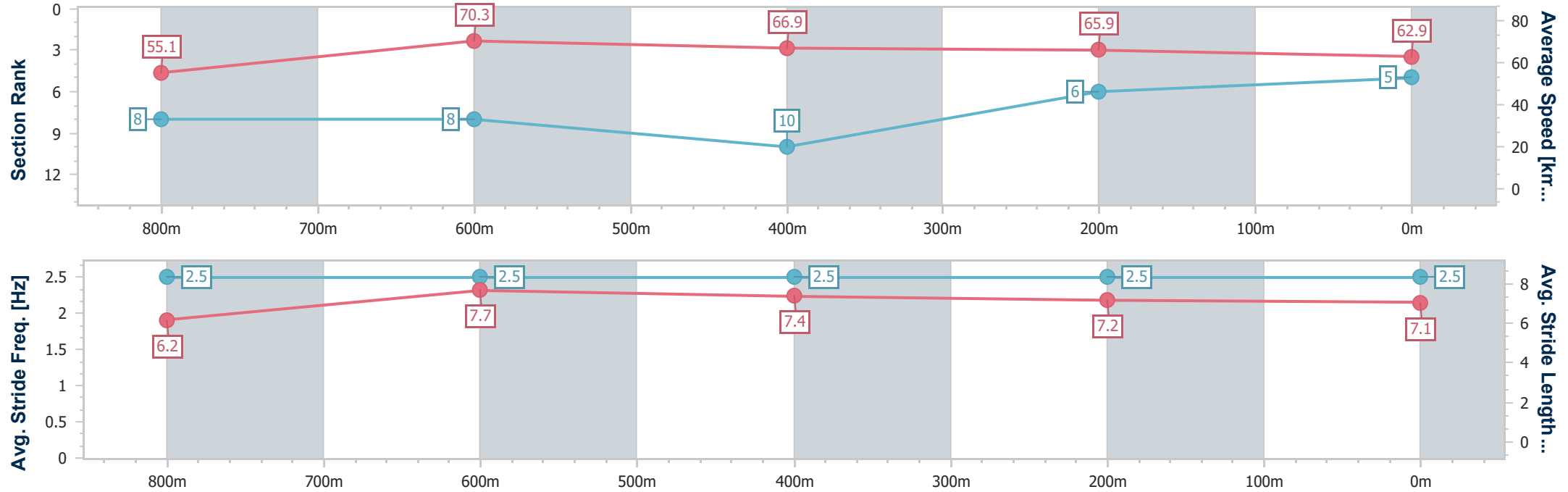
Horse/Jockey Name	Satisfied Mugs
Final Rank	5
Fastest Section Time (Section)	0:10.38 (800m)
Top Speed [km/h] (Section)	71.3 (800m)
Race State	Finished



TownsvilleProfessional
Race 4: BELLE PROPERTY TOWNSVILLE QTIS Two-Year-Old
and Three-Year-Old Handicap - 1000m
19 July 2025 - 13:18
Track Rating: Good 4, Weather: Fine, Rail Position: +3m Entire



Section	Overall	800m	600m	400m	200m														
Section Times	0:56.85 [5] (0:13.08)	0:43.77 [8] (0:10.38)	0:33.39 [8] (0:10.91)	0:22.48 [10] (0:11.02)	0:11.46 [6] (0:11.46)														
Average Speed [km/h]	55.1	70.3	66.9	65.9	62.9														
Top Speed [km/h]	70.6	71.3	69.3	67.4	64.9														
Avg. Dist. to Rail [m]	9.0	4.1	2.8	5.6	5.7														
Avg. Stride Freq. [Hz]	2.5	2.5	2.5	2.5	2.5														
Avg. Stride Length [m]	6.2	7.7	7.4	7.2	7.1														





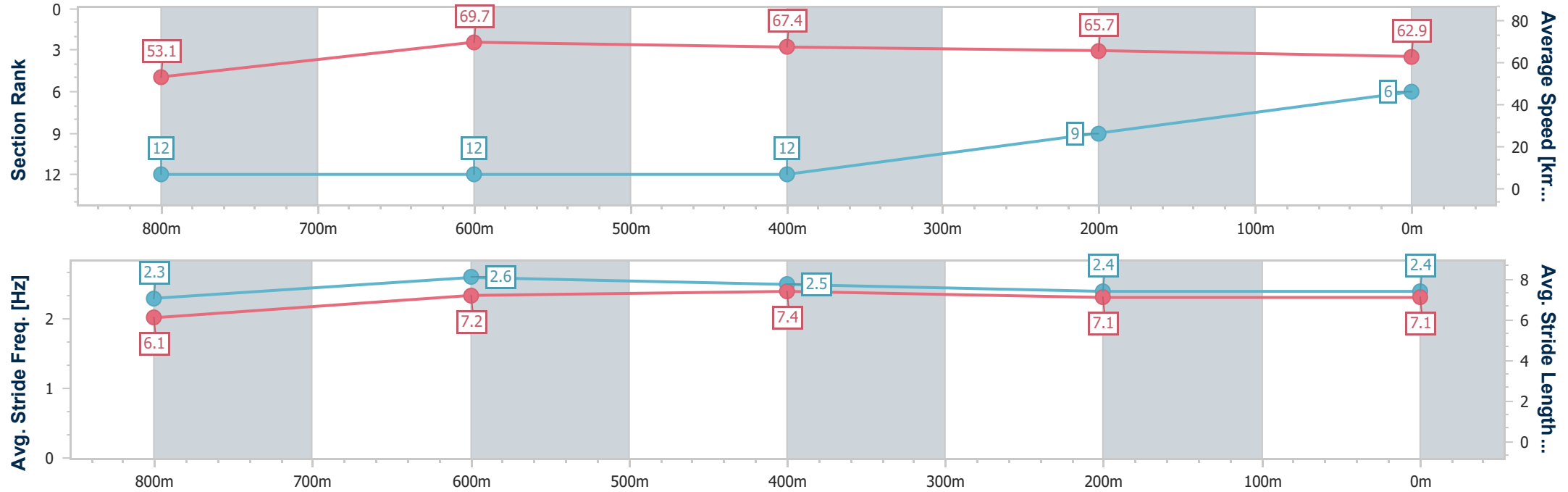
Horse/Jockey Name	Supid Date
Final Rank	6
Fastest Section Time (Section)	0:10.33 (800m)
Top Speed [km/h] (Section)	71.3 (800m)
Race State	Finished



TownsvilleProfessional
Race 4: BELLE PROPERTY TOWNSVILLE QTIS Two-Year-Old
and Three-Year-Old Handicap - 1000m
19 July 2025 - 13:18
Track Rating: Good 4, Weather: Fine, Rail Position: +3m Entire



Section	Overall	800m	600m	400m	200m										
Section Times	0:56.92 [6] (0:13.57)	0:43.35 [12] (0:10.33)	0:33.02 [12] (0:10.63)	0:22.39 [12] (0:10.94)	0:11.45 [9] (0:11.45)										
Average Speed [km/h]	53.1	69.7	67.4	65.7	62.9										
Top Speed [km/h]	70.7	71.3	69.1	67.2	65.3										
Avg. Dist. to Rail [m]	4.1	0.7	1.0	1.1	1.9										
Avg. Stride Freq. [Hz]	2.3	2.6	2.5	2.4	2.4										
Avg. Stride Length [m]	6.1	7.2	7.4	7.1	7.1										





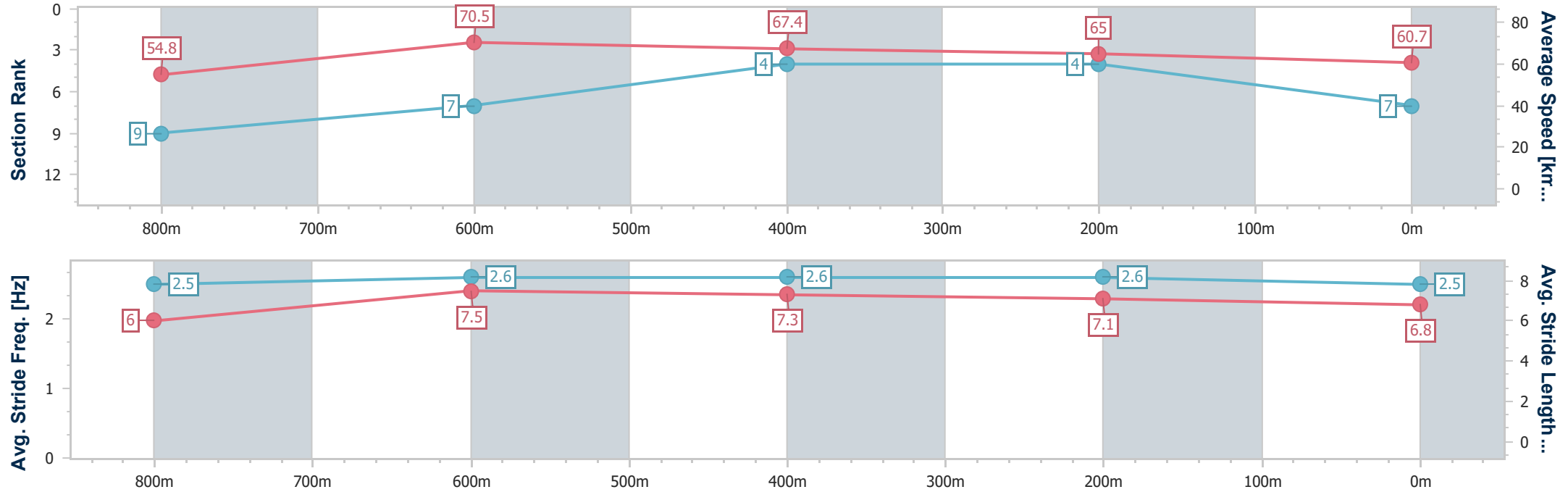
Horse/Jockey Name	Webs
Final Rank	7
Fastest Section Time (Section)	0:10.24 (800m)
Top Speed [km/h] (Section)	72.3 (800m)
Race State	Finished



TownsvilleProfessional
Race 4: BELLE PROPERTY TOWNSVILLE QTIS Two-Year-Old
and Three-Year-Old Handicap - 1000m
19 July 2025 - 13:18
Track Rating: Good 4, Weather: Fine, Rail Position: +3m Entire



Section	Overall	800m	600m	400m	200m										
Section Times	0:57.16 [7] (0:13.14)	0:44.02 [9] (0:10.24)	0:33.78 [7] (0:10.77)	0:23.01 [4] (0:11.15)	0:11.86 [4] (0:11.86)										
Average Speed [km/h]	54.8	70.5	67.4	65.0	60.7										
Top Speed [km/h]	71.6	72.3	69.0	66.1	64.1										
Avg. Dist. to Rail [m]	2.3	0.8	1.7	3.4	2.5										
Avg. Stride Freq. [Hz]	2.5	2.6	2.6	2.6	2.5										
Avg. Stride Length [m]	6.0	7.5	7.3	7.1	6.8										





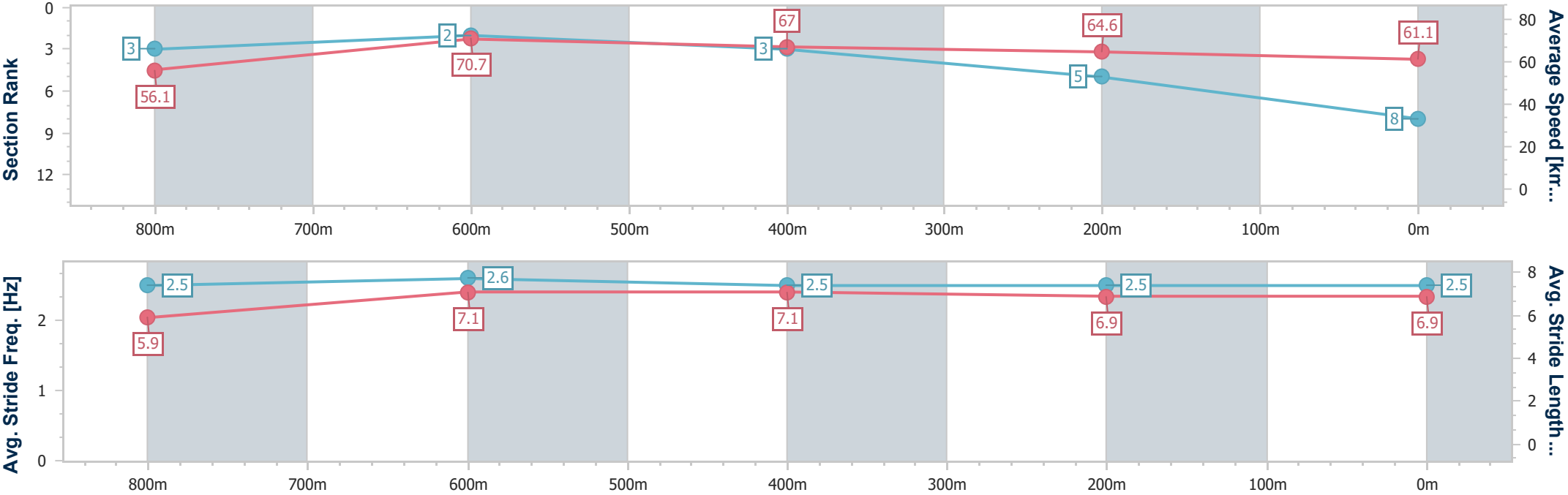
Horse/Jockey Name	Hand Grenade
Final Rank	8
Fastest Section Time (Section)	0:10.28 (800m)
Top Speed [km/h] (Section)	71.4 (800m)
Race State	Finished



TownsvilleProfessional
Race 4: BELLE PROPERTY TOWNSVILLE QTIS Two-Year-Old
and Three-Year-Old Handicap - 1000m
19 July 2025 - 13:18
Track Rating: Good 4, Weather: Fine, Rail Position: +3m Entire



Section	Overall	800m	600m	400m	200m														
Section Times	0:57.17 [8] (0:12.85)	0:44.32 [3] (0:10.28)	0:34.04 [2] (0:11.01)	0:23.03 [3] (0:11.23)	0:11.80 [5] (0:11.80)														
Average Speed [km/h]	56.1	70.7	67.0	64.6	61.1														
Top Speed [km/h]	69.7	71.4	68.4	65.5	63.9														
Avg. Dist. to Rail [m]	6.0	3.1	4.7	5.5	8.0														
Avg. Stride Freq. [Hz]	2.5	2.6	2.5	2.5	2.5														
Avg. Stride Length [m]	5.9	7.1	7.1	6.9	6.9														





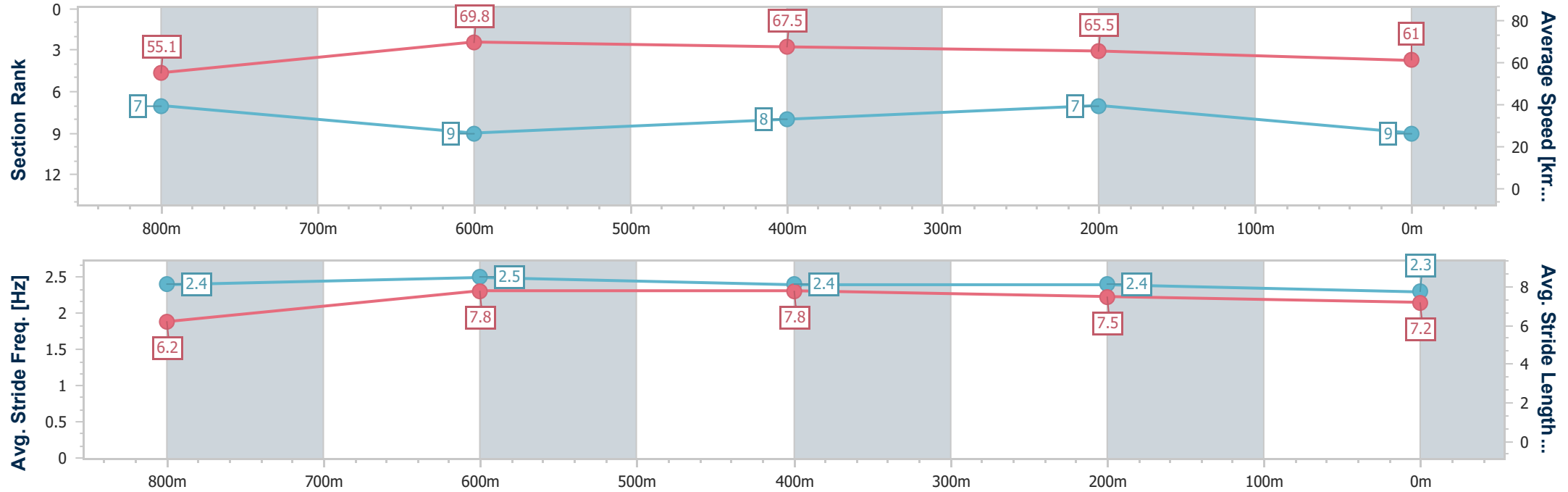
Horse/Jockey Name	Besmara
Final Rank	9
Fastest Section Time (Section)	0:10.47 (800m)
Top Speed [km/h] (Section)	71.2 (800m)
Race State	Finished



TownsvilleProfessional
Race 4: BELLE PROPERTY TOWNSVILLE QTIS Two-Year-Old
and Three-Year-Old Handicap - 1000m
19 July 2025 - 13:18
Track Rating: Good 4, Weather: Fine, Rail Position: +3m Entire



Section	Overall	800m	600m	400m	200m										
Section Times	0:57.23 [9] (0:13.06)	0:44.17 [7] (0:10.47)	0:33.70 [9] (0:10.83)	0:22.87 [8] (0:11.04)	0:11.83 [7] (0:11.83)										
Average Speed [km/h]	55.1	69.8	67.5	65.5	61.0										
Top Speed [km/h]	69.3	71.2	70.0	67.0	63.9										
Avg. Dist. to Rail [m]	7.9	3.9	3.1	3.4	3.7										
Avg. Stride Freq. [Hz]	2.4	2.5	2.4	2.4	2.3										
Avg. Stride Length [m]	6.2	7.8	7.8	7.5	7.2										





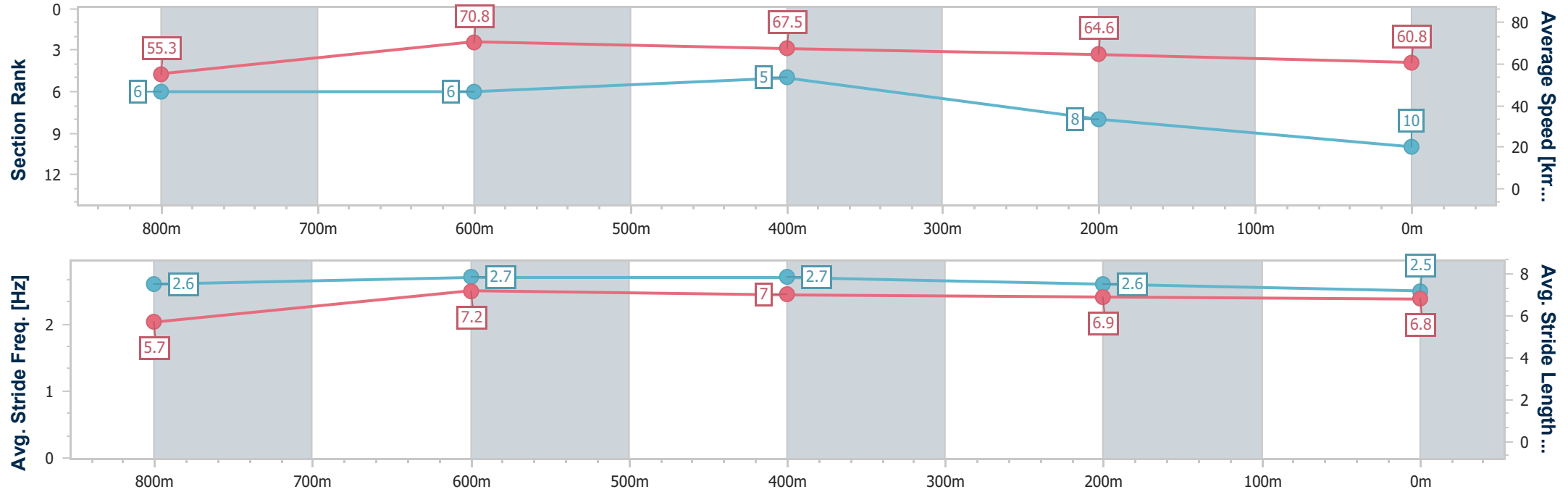
Horse/Jockey Name	Little Iffy
Final Rank	10
Fastest Section Time (Section)	0:10.31 (800m)
Top Speed [km/h] (Section)	71.9 (800m)
Race State	Finished



TownsvilleProfessional
Race 4: BELLE PROPERTY TOWNSVILLE QTIS Two-Year-Old
and Three-Year-Old Handicap - 1000m
19 July 2025 - 13:18
Track Rating: Good 4, Weather: Fine, Rail Position: +3m Entire



Section	Overall	800m	600m	400m	200m									
Section Times	0:57.27 [10] (0:13.03)	0:44.24 [6] (0:10.31)	0:33.93 [6] (0:10.85)	0:23.08 [5] (0:11.24)	0:11.84 [8] (0:11.84)									
Average Speed [km/h]	55.3	70.8	67.5	64.6	60.8									
Top Speed [km/h]	70.6	71.9	70.4	66.2	62.6									
Avg. Dist. to Rail [m]	8.7	4.1	3.4	5.9	6.7									
Avg. Stride Freq. [Hz]	2.6	2.7	2.7	2.6	2.5									
Avg. Stride Length [m]	5.7	7.2	7.0	6.9	6.8									





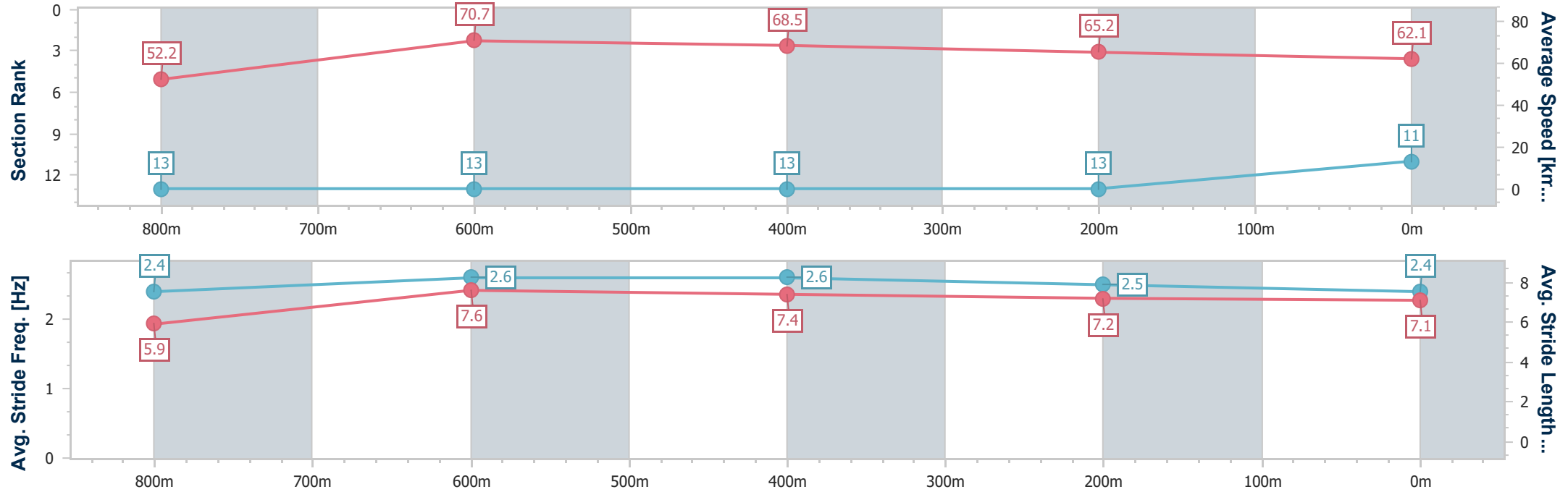
Horse/Jockey Name	Khals
Final Rank	11
Fastest Section Time (Section)	0:10.26 (800m)
Top Speed [km/h] (Section)	71.5 (800m)
Race State	Finished



TownsvilleProfessional
Race 4: BELLE PROPERTY TOWNSVILLE QTIS Two-Year-Old
and Three-Year-Old Handicap - 1000m
19 July 2025 - 13:18
Track Rating: Good 4, Weather: Fine, Rail Position: +3m Entire



Section	Overall	800m	600m	400m	200m														
Section Times	0:57.43 [11] (0:13.82)	0:43.61 [13] (0:10.26)	0:33.35 [13] (0:10.63)	0:22.72 [13] (0:11.11)	0:11.61 [13] (0:11.61)														
Average Speed [km/h]	52.2	70.7	68.5	65.2	62.1														
Top Speed [km/h]	69.0	71.5	70.7	65.8	65.3														
Avg. Dist. to Rail [m]	8.3	2.0	2.6	4.7	6.0														
Avg. Stride Freq. [Hz]	2.4	2.6	2.6	2.5	2.4														
Avg. Stride Length [m]	5.9	7.6	7.4	7.2	7.1														





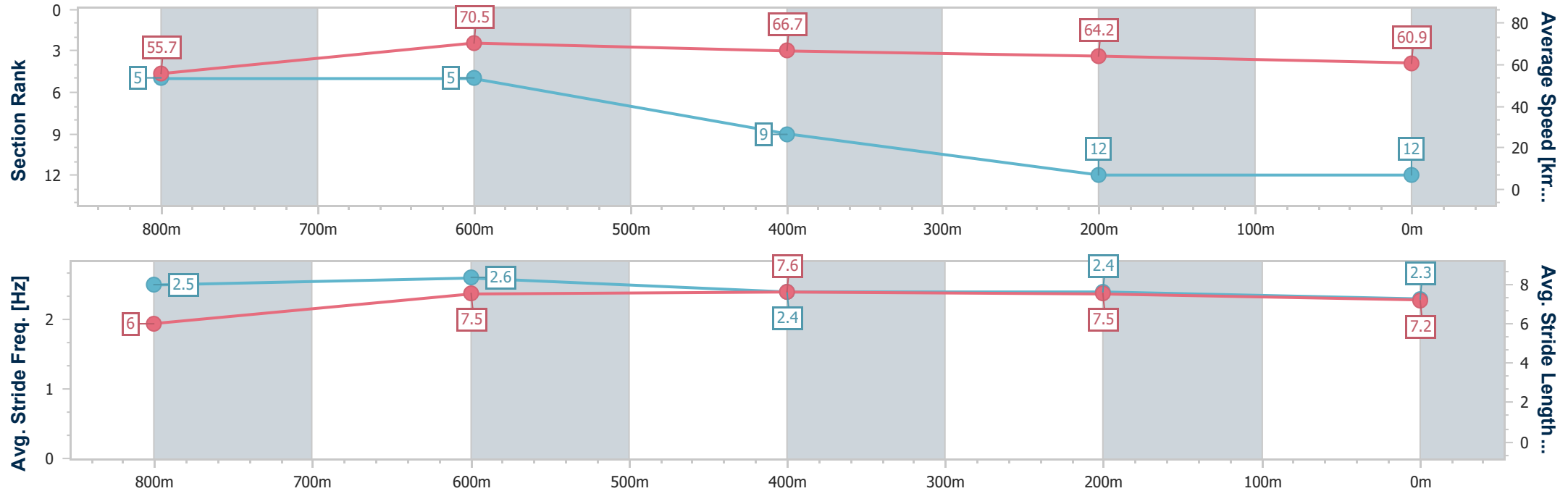
Horse/Jockey Name	Outbid
Final Rank	12
Fastest Section Time (Section)	0:10.37 (800m)
Top Speed [km/h] (Section)	72.0 (800m)
Race State	Finished



TownsvilleProfessional
Race 4: BELLE PROPERTY TOWNSVILLE QTIS Two-Year-Old
and Three-Year-Old Handicap - 1000m
19 July 2025 - 13:18
Track Rating: Good 4, Weather: Fine, Rail Position: +3m Entire



Section	Overall	800m	600m	400m	200m								
Section Times	0:57.57 [12] (0:12.92)	0:44.65 [5] (0:10.37)	0:34.28 [5] (0:11.07)	0:23.21 [9] (0:11.39)	0:11.82 [12] (0:11.82)								
Average Speed [km/h]	55.7	70.5	66.7	64.2	60.9								
Top Speed [km/h]	70.5	72.0	69.8	65.8	63.5								
Avg. Dist. to Rail [m]	7.4	4.1	5.5	8.2	8.1								
Avg. Stride Freq. [Hz]	2.5	2.6	2.4	2.4	2.3								
Avg. Stride Length [m]	6.0	7.5	7.6	7.5	7.2								





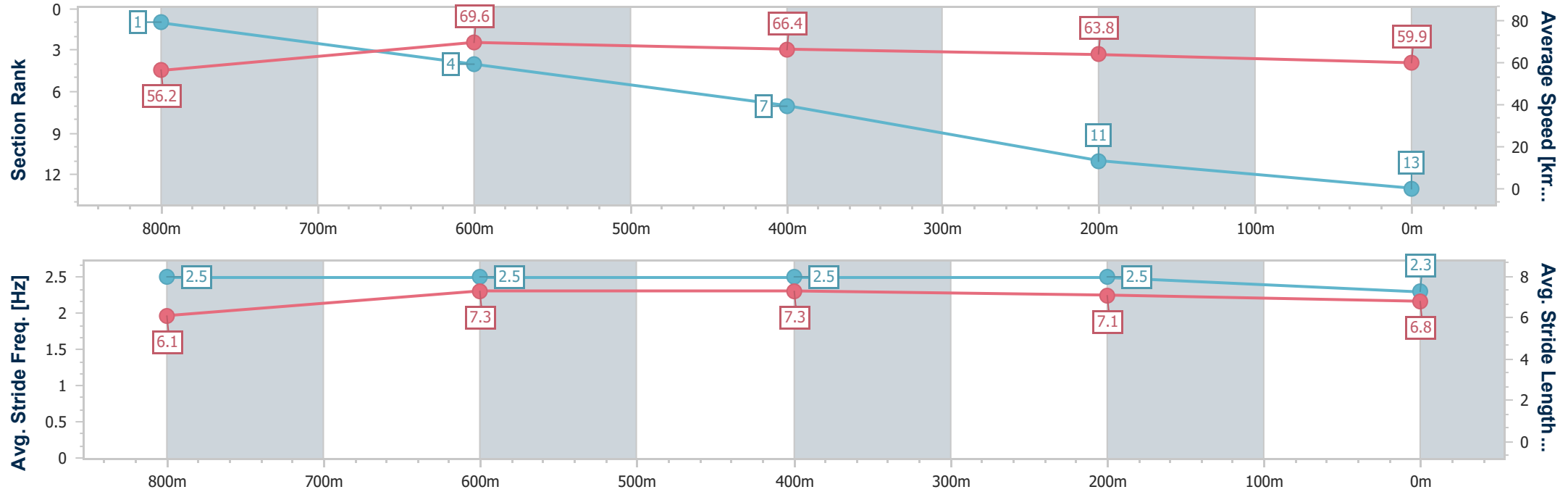
Horse/Jockey Name	Framed It
Final Rank	13
Fastest Section Time (Section)	0:10.46 (800m)
Top Speed [km/h] (Section)	71.3 (Overall)
Race State	Finished



TownsvilleProfessional
Race 4: BELLE PROPERTY TOWNSVILLE QTIS Two-Year-Old
and Three-Year-Old Handicap - 1000m
19 July 2025 - 13:18
Track Rating: Good 4, Weather: Fine, Rail Position: +3m Entire



Section	Overall	800m	600m	400m	200m										
Section Times	0:57.65 [13] (0:12.80)	0:44.85 [1] (0:10.46)	0:34.39 [4] (0:10.98)	0:23.41 [7] (0:11.40)	0:12.01 [11] (0:12.01)										
Average Speed [km/h]	56.2	69.6	66.4	63.8	59.9										
Top Speed [km/h]	71.3	70.9	68.9	64.7	62.8										
Avg. Dist. to Rail [m]	5.4	2.9	2.9	5.5	5.3										
Avg. Stride Freq. [Hz]	2.5	2.5	2.5	2.5	2.3										
Avg. Stride Length [m]	6.1	7.3	7.3	7.1	6.8										





Townsville Professional
Race 5: ALTITUDE WEALTH MANAGEMENT BENCHMARK 60 Handicap - 1000m
19 July 2025 - 13:52



Track Rating: Good 4, Weather: Fine, Rail Position: +3m Entire

Section						Overall	800m	600m	400m	200m	Last 600m		
Field Times						0:56.48 (0:12.82)	0:43.66 (0:09.84)	0:33.82 (0:10.52)	0:23.30 (0:11.24)	0:12.06 (0:12.06)	0:33.82		
Rank	TAB	Horse/Jockey	Barrier	Top Speed [km/h]	Fastest Section	Margin							Distance Travelled [m]
1	10	EXOLENT CHOICE	4	75.1	0:09.73	0:56.48 [1]	0:43.55 [3]	0:33.82 [1]	0:23.30 [1]	0:12.06 [1]	0:56.48	0:33.82	
		Amanda Thomson		800m	800m	(0:12.93)	(0:09.73)	(0:10.52)	(0:11.24)	(0:12.06)			
2	1	NORTHERNONTAP	12	73.4	0:09.99	0:56.70 [2]	0:43.14 [11]	0:33.15 [11]	0:22.75 [9]	0:11.86 [4]	1.32L	0:33.15	+7
		Olivia Kendal		800m	800m	(0:13.56)	(0:09.99)	(0:10.40)	(0:10.89)	(0:11.86)			
3	6	NO LOVE LOST	10	72.7	0:10.16	0:56.75 [3]	0:43.40 [10]	0:33.24 [10]	0:22.60 [11]	0:11.75 [7]	1.6L	0:33.24	+6
		Adam Sewell		800m	800m	(0:13.35)	(0:10.16)	(0:10.64)	(0:10.85)	(0:11.75)			
4	12	SAVEE	2	73.5	0:10.03	0:56.77 [4]	0:43.49 [9]	0:33.46 [8]	0:22.99 [6]	0:11.76 [9]	1.73L	0:33.46	+5
		Jason Taylor		800m	800m	(0:13.28)	(0:10.03)	(0:10.47)	(0:11.23)	(0:11.76)			
5	4	MIDAS STAR	11	74.1	0:10.05	0:56.81 [5]	0:43.68 [5]	0:33.63 [7]	0:22.95 [8]	0:11.90 [5]	1.95L	0:33.63	+9
		Nathan Thomas		800m	800m	(0:13.13)	(0:10.05)	(0:10.68)	(0:11.05)	(0:11.90)			
6	2	COUNTER COMMAND	8	73.9	0:09.85	0:57.06 [6]	0:43.91 [6]	0:34.06 [5]	0:23.55 [4]	0:12.25 [2]	3.41L	0:34.06	+2
		Aidan Holt		800m	800m	(0:13.15)	(0:09.85)	(0:10.51)	(0:11.30)	(0:12.25)			
7	9	SPIRIT OF GIVING	5	74.3	0:09.78	0:57.07 [7]	0:43.92 [7]	0:34.14 [4]	0:23.57 [3]	0:12.24 [3]	3.51L	0:34.14	+0
		Lacey Morrison		800m	800m	(0:13.15)	(0:09.78)	(0:10.57)	(0:11.33)	(0:12.24)			
8	5	ABSCONDED WITNESS	1	71.7	0:10.21	0:57.22 [8]	0:43.98 [8]	0:33.77 [9]	0:23.14 [10]	0:11.97 [11]	4.39L	0:33.77	+4
		Sean Cormack		800m	800m	(0:13.24)	(0:10.21)	(0:10.63)	(0:11.17)	(0:11.97)			
9	7	JUNGLE JUICE	9	72.6	0:10.20	0:57.27 [9]	0:44.30 [4]	0:34.10 [6]	0:23.41 [7]	0:12.06 [10]	4.64L	0:34.10	+8
		Jackson Murphy		800m	800m	(0:12.97)	(0:10.20)	(0:10.69)	(0:11.35)	(0:12.06)			
10	13	BELLA ACE	7	73.5	0:10.01	0:57.34 [10]	0:44.52 [1]	0:34.51 [3]	0:23.77 [5]	0:12.33 [8]	5.07L	0:34.51	+11
		Isabella Teh		800m	800m	(0:12.82)	(0:10.01)	(0:10.74)	(0:11.44)	(0:12.33)			

Scratched: Pretty Slick (#3), Madam Borodina (#14)

Report Created: Sat 19 July 2025 14:40 GMT+10 (Note: Timing is based on position data)

Page 1/14

[] Ranking at each section and finish
-:-:- No data available at this section
NA No data available

SCN Saddle cloth number
DNF Did not finish
DNT Did not track

data processed by  TRIPLESDATA



Townsville Professional
Race 5: ALTITUDE WEALTH MANAGEMENT BENCHMARK 60 Handicap - 1000m
19 July 2025 - 13:52



Track Rating: Good 4, Weather: Fine, Rail Position: +3m Entire

Section						Overall	800m	600m	400m	200m	Last 600m		
Field Times						0:56.48 (0:12.82)	0:43.66 (0:09.84)	0:33.82 (0:10.52)	0:23.30 (0:11.24)	0:12.06 (0:12.06)	0:33.82		
Rank	TAB	Horse/Jockey	Barrier	Top Speed [km/h]	Fastest Section						Margin	Distance Travelled [m]	
11	8	KING SAMUEL	3	69.3	0:10.55	0:57.77 [11]	0:43.91 [12]	0:33.36 [12]	0:22.65 [12]	0:11.69 [12]	7.61L	0:33.36	+1
		Liv O'Donnell		800m	800m	(0:13.86)	(0:10.55)	(0:10.71)	(0:10.96)	(0:11.69)			
12	11	REMEMBER ROY	6	74.5	0:09.78	0:57.79 [12]	0:44.87 [2]	0:35.09 [2]	0:24.45 [2]	0:12.86 [6]	7.74L	0:35.09	-1
		Ivo Fry		Overall	800m	(0:12.92)	(0:09.78)	(0:10.64)	(0:11.59)	(0:12.86)			

Scratched: Pretty Slick (#3), Madam Borodina (#14)



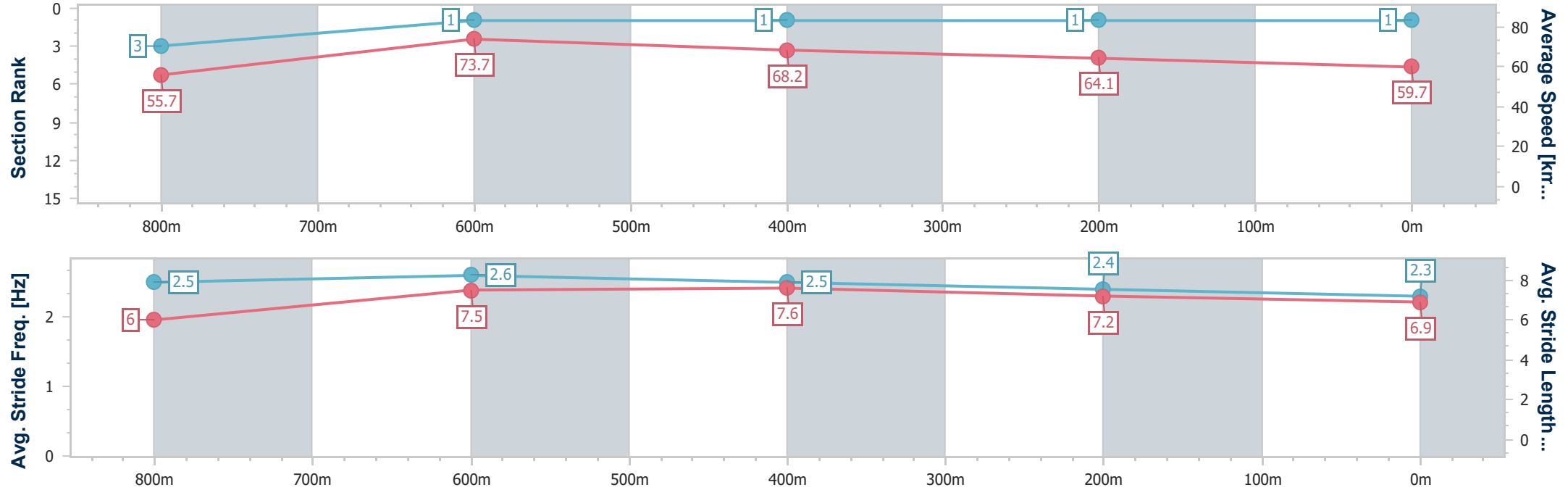
Horse/Jockey Name	Exolent Choice
Final Rank	1
Fastest Section Time (Section)	0:09.73 (800m)
Top Speed [km/h] (Section)	75.1 (800m)
Race State	Finished



TownsvilleProfessional
Race 5: ALTITUDE WEALTH MANAGEMENT BENCHMARK 60
Handicap - 1000m
19 July 2025 - 13:52
Track Rating: Good 4, Weather: Fine, Rail Position: +3m Entire



Section	Overall	800m	600m	400m	200m														
Section Times	0:56.48 [1] (0:12.93)	0:43.55 [3] (0:09.73)	0:33.82 [1] (0:10.52)	0:23.30 [1] (0:11.24)	0:12.06 [1] (0:12.06)														
Average Speed [km/h]	55.7	73.7	68.2	64.1	59.7														
Top Speed [km/h]	74.7	75.1	70.6	65.9	62.9														
Avg. Dist. to Rail [m]	2.5	0.9	1.0	1.2	4.7														
Avg. Stride Freq. [Hz]	2.5	2.6	2.5	2.4	2.3														
Avg. Stride Length [m]	6.0	7.5	7.6	7.2	6.9														





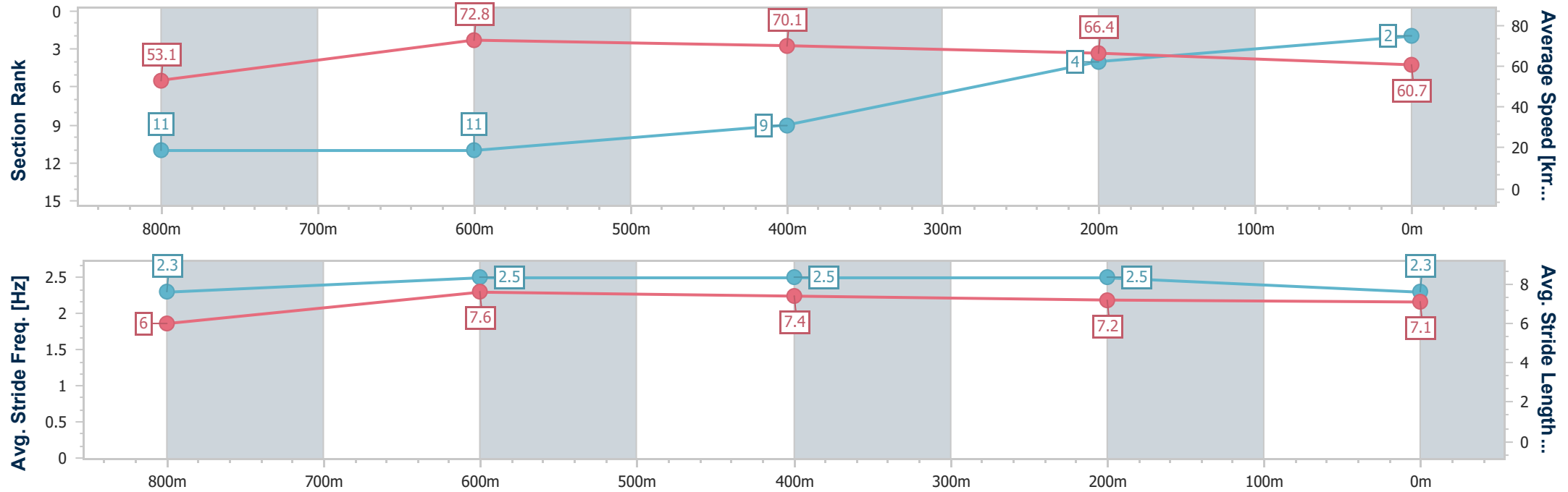
Horse/Jockey Name	Northernontap
Final Rank	2
Fastest Section Time (Section)	0:09.99 (800m)
Top Speed [km/h] (Section)	73.4 (800m)
Race State	Finished



TownsvilleProfessional
Race 5: ALTITUDE WEALTH MANAGEMENT BENCHMARK 60
Handicap - 1000m
19 July 2025 - 13:52
Track Rating: Good 4, Weather: Fine, Rail Position: +3m Entire



Section	Overall	800m	600m	400m	200m										
Section Times	0:56.70 [2] (0:13.56)	0:43.14 [11] (0:09.99)	0:33.15 [11] (0:10.40)	0:22.75 [9] (0:10.89)	0:11.86 [4] (0:11.86)										
Average Speed [km/h]	53.1	72.8	70.1	66.4	60.7										
Top Speed [km/h]	71.2	73.4	72.6	67.8	64.2										
Avg. Dist. to Rail [m]	9.5	2.5	2.6	4.5	6.4										
Avg. Stride Freq. [Hz]	2.3	2.5	2.5	2.5	2.3										
Avg. Stride Length [m]	6.0	7.6	7.4	7.2	7.1										





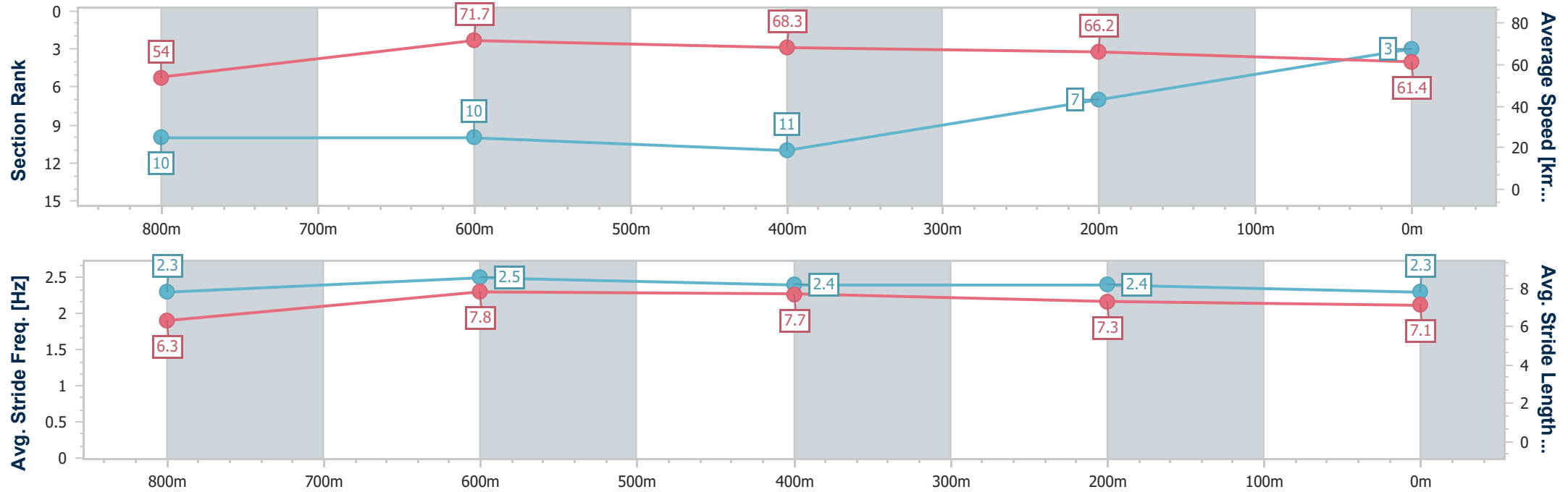
Horse/Jockey Name	No Love Lost
Final Rank	3
Fastest Section Time (Section)	0:10.16 (800m)
Top Speed [km/h] (Section)	72.7 (800m)
Race State	Finished



TownsvilleProfessional
Race 5: ALTITUDE WEALTH MANAGEMENT BENCHMARK 60
Handicap - 1000m
19 July 2025 - 13:52
Track Rating: Good 4, Weather: Fine, Rail Position: +3m Entire



Section	Overall	800m	600m	400m	200m										
Section Times	0:56.75 [3] (0:13.35)	0:43.40 [10] (0:10.16)	0:33.24 [10] (0:10.64)	0:22.60 [11] (0:10.85)	0:11.75 [7] (0:11.75)										
Average Speed [km/h]	54.0	71.7	68.3	66.2	61.4										
Top Speed [km/h]	69.7	72.7	70.2	69.2	64.2										
Avg. Dist. to Rail [m]	7.7	2.7	2.0	0.7	0.9										
Avg. Stride Freq. [Hz]	2.3	2.5	2.4	2.4	2.3										
Avg. Stride Length [m]	6.3	7.8	7.7	7.3	7.1										





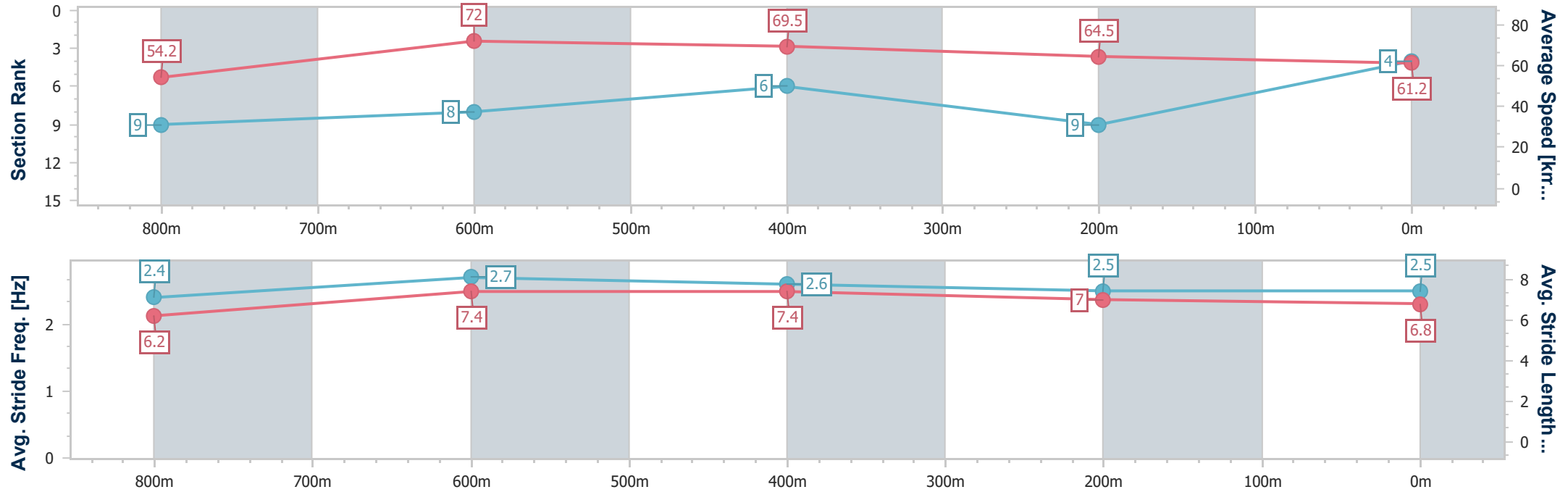
Horse/Jockey Name	Savee
Final Rank	4
Fastest Section Time (Section)	0:10.03 (800m)
Top Speed [km/h] (Section)	73.5 (800m)
Race State	Finished



TownsvilleProfessional
Race 5: ALTITUDE WEALTH MANAGEMENT BENCHMARK 60
Handicap - 1000m
19 July 2025 - 13:52
Track Rating: Good 4, Weather: Fine, Rail Position: +3m Entire



Section	Overall	800m	600m	400m	200m										
Section Times	0:56.77 [4] (0:13.28)	0:43.49 [9] (0:10.03)	0:33.46 [8] (0:10.47)	0:22.99 [6] (0:11.23)	0:11.76 [9] (0:11.76)										
Average Speed [km/h]	54.2	72.0	69.5	64.5	61.2										
Top Speed [km/h]	70.7	73.5	71.1	66.4	63.2										
Avg. Dist. to Rail [m]	1.7	1.0	2.0	4.5	6.1										
Avg. Stride Freq. [Hz]	2.4	2.7	2.6	2.5	2.5										
Avg. Stride Length [m]	6.2	7.4	7.4	7.0	6.8										





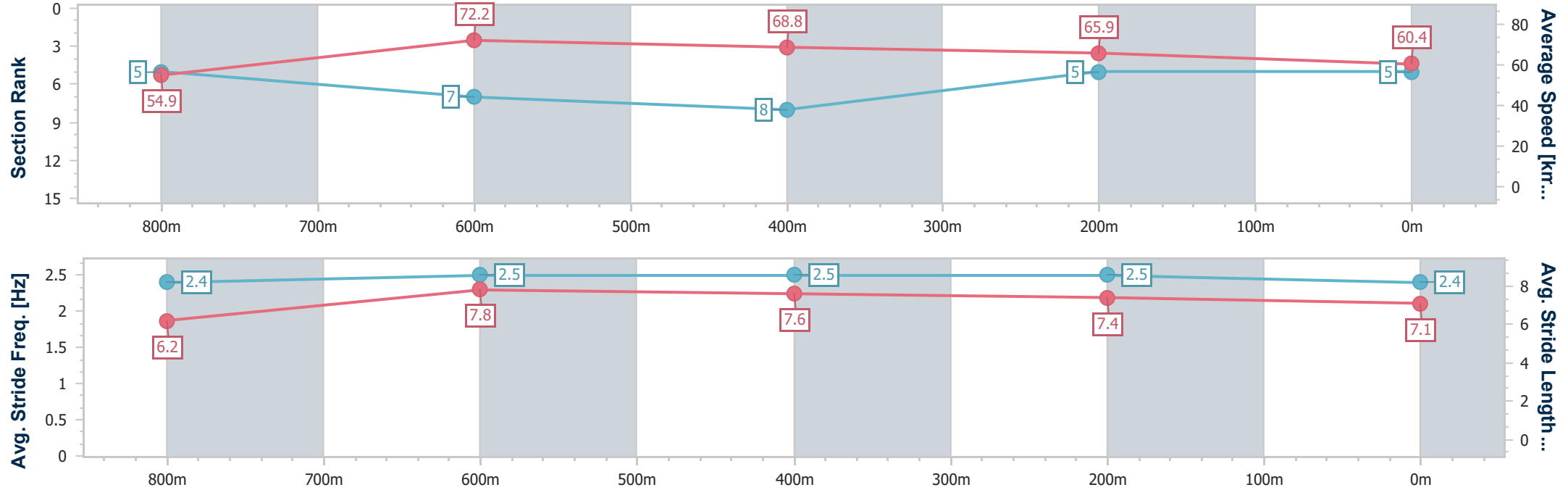
Horse/Jockey Name	Midas Star
Final Rank	5
Fastest Section Time (Section)	0:10.05 (800m)
Top Speed [km/h] (Section)	74.1 (800m)
Race State	Finished



TownsvilleProfessional
Race 5: ALTITUDE WEALTH MANAGEMENT BENCHMARK 60
Handicap - 1000m
19 July 2025 - 13:52
Track Rating: Good 4, Weather: Fine, Rail Position: +3m Entire



Section	Overall	800m	600m	400m	200m														
Section Times	0:56.81 [5] (0:13.13)	0:43.68 [5] (0:10.05)	0:33.63 [7] (0:10.68)	0:22.95 [8] (0:11.05)	0:11.90 [5] (0:11.90)														
Average Speed [km/h]	54.9	72.2	68.8	65.9	60.4														
Top Speed [km/h]	72.5	74.1	70.6	68.1	63.3														
Avg. Dist. to Rail [m]	7.6	2.2	4.1	6.4	7.6														
Avg. Stride Freq. [Hz]	2.4	2.5	2.5	2.5	2.4														
Avg. Stride Length [m]	6.2	7.8	7.6	7.4	7.1														





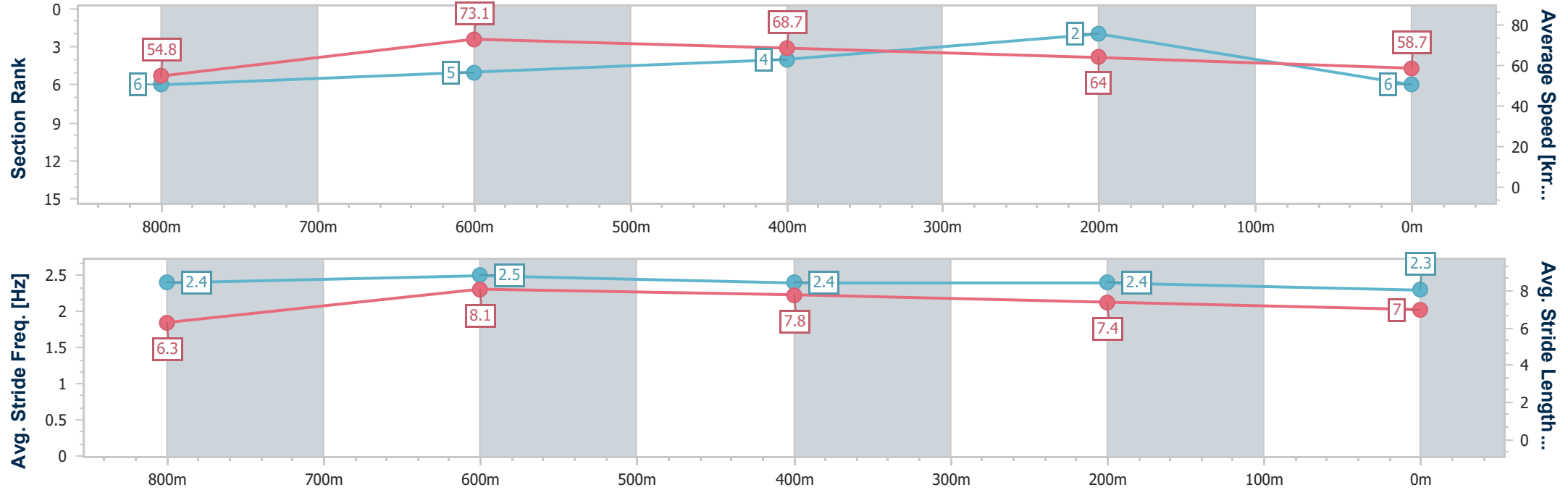
Horse/Jockey Name	Counter Command
Final Rank	6
Fastest Section Time (Section)	0:09.85 (800m)
Top Speed [km/h] (Section)	73.9 (800m)
Race State	Finished



TownsvilleProfessional
Race 5: ALTITUDE WEALTH MANAGEMENT BENCHMARK 60
Handicap - 1000m
19 July 2025 - 13:52
Track Rating: Good 4, Weather: Fine, Rail Position: +3m Entire



Section	Overall	800m	600m	400m	200m										
Section Times	0:57.06 [6] (0:13.15)	0:43.91 [6] (0:09.85)	0:34.06 [5] (0:10.51)	0:23.55 [4] (0:11.30)	0:12.25 [2] (0:12.25)										
Average Speed [km/h]	54.8	73.1	68.7	64.0	58.7										
Top Speed [km/h]	72.5	73.9	72.8	65.4	62.2										
Avg. Dist. to Rail [m]	5.3	0.9	0.7	3.3	3.2										
Avg. Stride Freq. [Hz]	2.4	2.5	2.4	2.4	2.3										
Avg. Stride Length [m]	6.3	8.1	7.8	7.4	7.0										





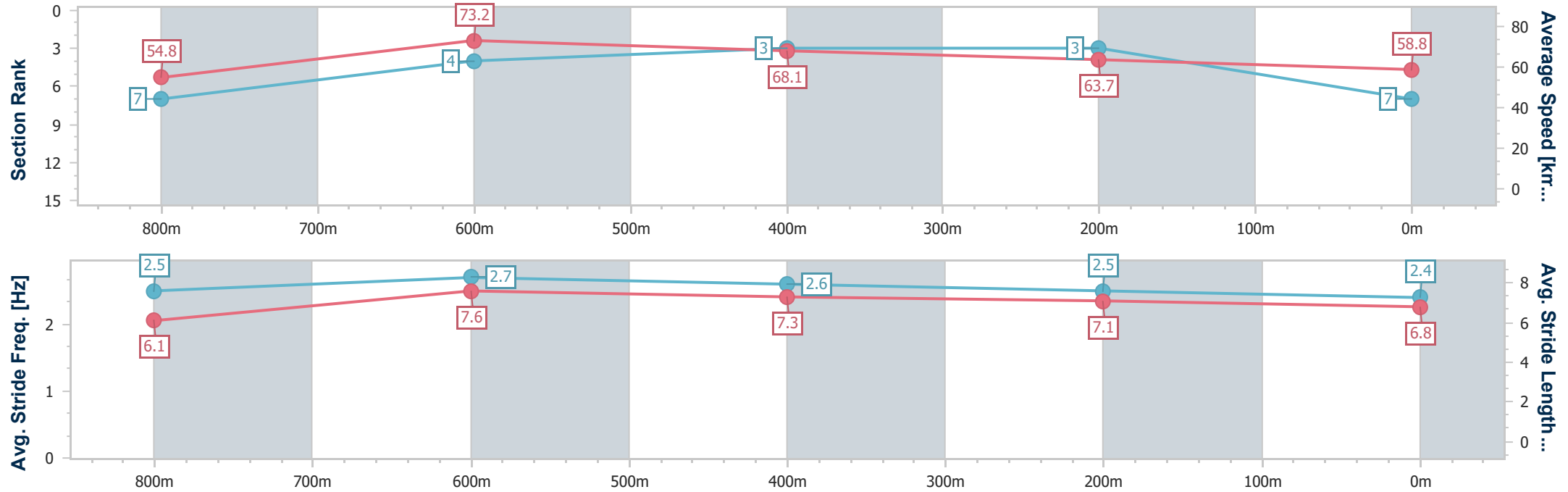
Horse/Jockey Name	Spirit Of Giving
Final Rank	7
Fastest Section Time (Section)	0:09.78 (800m)
Top Speed [km/h] (Section)	74.3 (800m)
Race State	Finished



TownsvilleProfessional
Race 5: ALTITUDE WEALTH MANAGEMENT BENCHMARK 60
Handicap - 1000m
19 July 2025 - 13:52
Track Rating: Good 4, Weather: Fine, Rail Position: +3m Entire



Section	Overall	800m	600m	400m	200m										
Section Times	0:57.07 [7] (0:13.15)	0:43.92 [7] (0:09.78)	0:34.14 [4] (0:10.57)	0:23.57 [3] (0:11.33)	0:12.24 [3] (0:12.24)										
Average Speed [km/h]	54.8	73.2	68.1	63.7	58.8										
Top Speed [km/h]	73.6	74.3	72.0	65.6	62.2										
Avg. Dist. to Rail [m]	2.2	1.3	0.6	1.1	0.4										
Avg. Stride Freq. [Hz]	2.5	2.7	2.6	2.5	2.4										
Avg. Stride Length [m]	6.1	7.6	7.3	7.1	6.8										





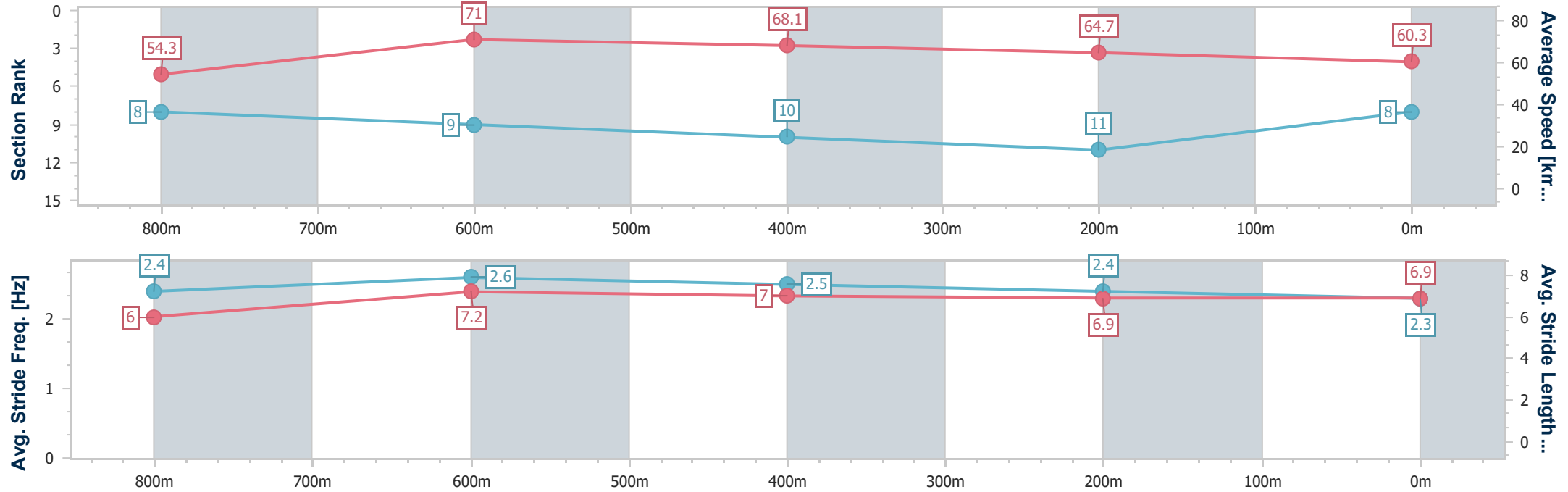
Horse/Jockey Name	Absconded Witness
Final Rank	8
Fastest Section Time (Section)	0:10.21 (800m)
Top Speed [km/h] (Section)	71.7 (800m)
Race State	Finished



TownsvilleProfessional
Race 5: ALTITUDE WEALTH MANAGEMENT BENCHMARK 60
Handicap - 1000m
19 July 2025 - 13:52
Track Rating: Good 4, Weather: Fine, Rail Position: +3m Entire



Section	Overall	800m	600m	400m	200m														
Section Times	0:57.22 [8] (0:13.24)	0:43.98 [8] (0:10.21)	0:33.77 [9] (0:10.63)	0:23.14 [10] (0:11.17)	0:11.97 [11] (0:11.97)														
Average Speed [km/h]	54.3	71.0	68.1	64.7	60.3														
Top Speed [km/h]	71.5	71.7	70.8	66.1	62.7														
Avg. Dist. to Rail [m]	1.3	1.5	1.3	1.7	1.6														
Avg. Stride Freq. [Hz]	2.4	2.6	2.5	2.4	2.3														
Avg. Stride Length [m]	6.0	7.2	7.0	6.9	6.9														





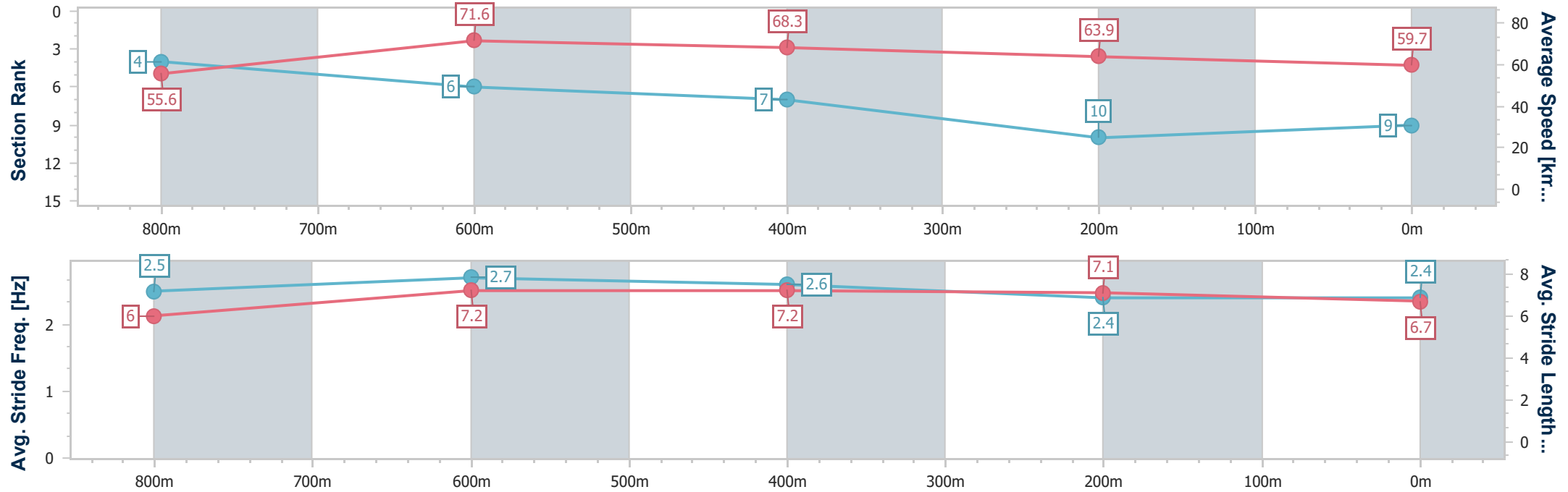
Horse/Jockey Name	Jungle Juice
Final Rank	9
Fastest Section Time (Section)	0:10.20 (800m)
Top Speed [km/h] (Section)	72.6 (800m)
Race State	Finished



TownsvilleProfessional
Race 5: ALTITUDE WEALTH MANAGEMENT BENCHMARK 60
Handicap - 1000m
19 July 2025 - 13:52
Track Rating: Good 4, Weather: Fine, Rail Position: +3m Entire



Section	Overall	800m	600m	400m	200m														
Section Times	0:57.27 [9] (0:12.97)	0:44.30 [4] (0:10.20)	0:34.10 [6] (0:10.69)	0:23.41 [7] (0:11.35)	0:12.06 [10] (0:12.06)														
Average Speed [km/h]	55.6	71.6	68.3	63.9	59.7														
Top Speed [km/h]	72.1	72.6	71.1	66.2	62.2														
Avg. Dist. to Rail [m]	8.1	4.4	2.6	4.4	6.8														
Avg. Stride Freq. [Hz]	2.5	2.7	2.6	2.4	2.4														
Avg. Stride Length [m]	6.0	7.2	7.2	7.1	6.7														





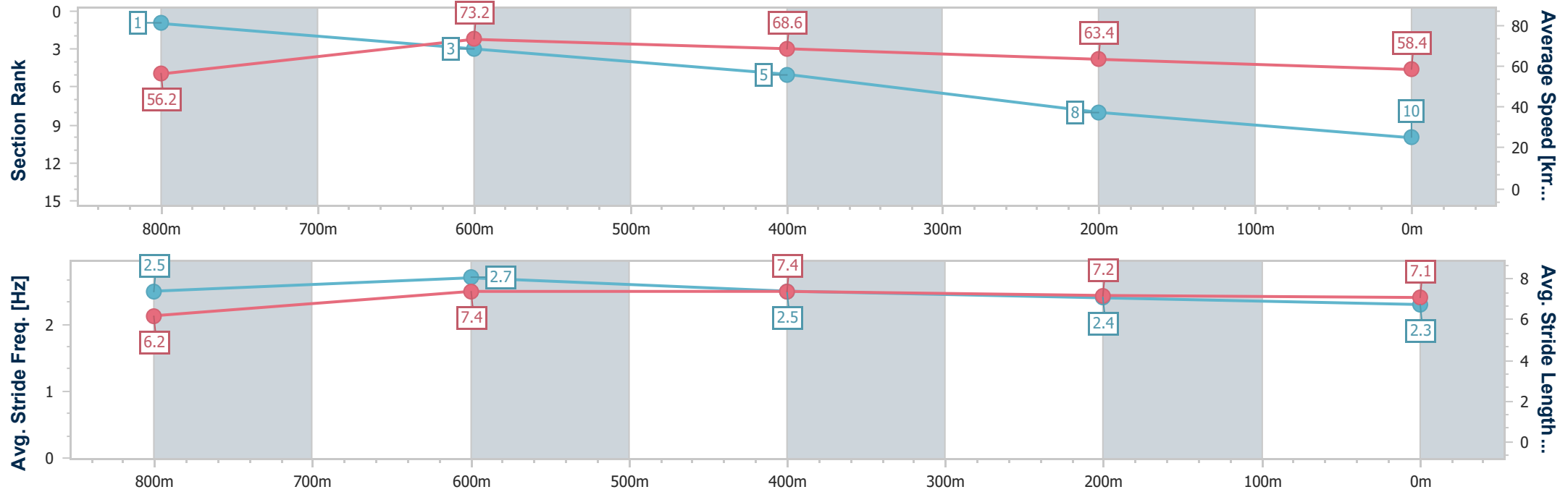
Horse/Jockey Name	Bella Ace
Final Rank	10
Fastest Section Time (Section)	0:10.01 (800m)
Top Speed [km/h] (Section)	73.5 (800m)
Race State	Finished



TownsvilleProfessional
Race 5: ALTITUDE WEALTH MANAGEMENT BENCHMARK 60
Handicap - 1000m
19 July 2025 - 13:52
Track Rating: Good 4, Weather: Fine, Rail Position: +3m Entire



Section	Overall	800m	600m	400m	200m										
Section Times	0:57.34 [10] (0:12.82)	0:44.52 [1] (0:10.01)	0:34.51 [3] (0:10.74)	0:23.77 [5] (0:11.44)	0:12.33 [8] (0:12.33)										
Average Speed [km/h]	56.2	73.2	68.6	63.4	58.4										
Top Speed [km/h]	72.8	73.5	70.9	65.1	60.7										
Avg. Dist. to Rail [m]	6.5	4.7	4.8	3.9	5.0										
Avg. Stride Freq. [Hz]	2.5	2.7	2.5	2.4	2.3										
Avg. Stride Length [m]	6.2	7.4	7.4	7.2	7.1										





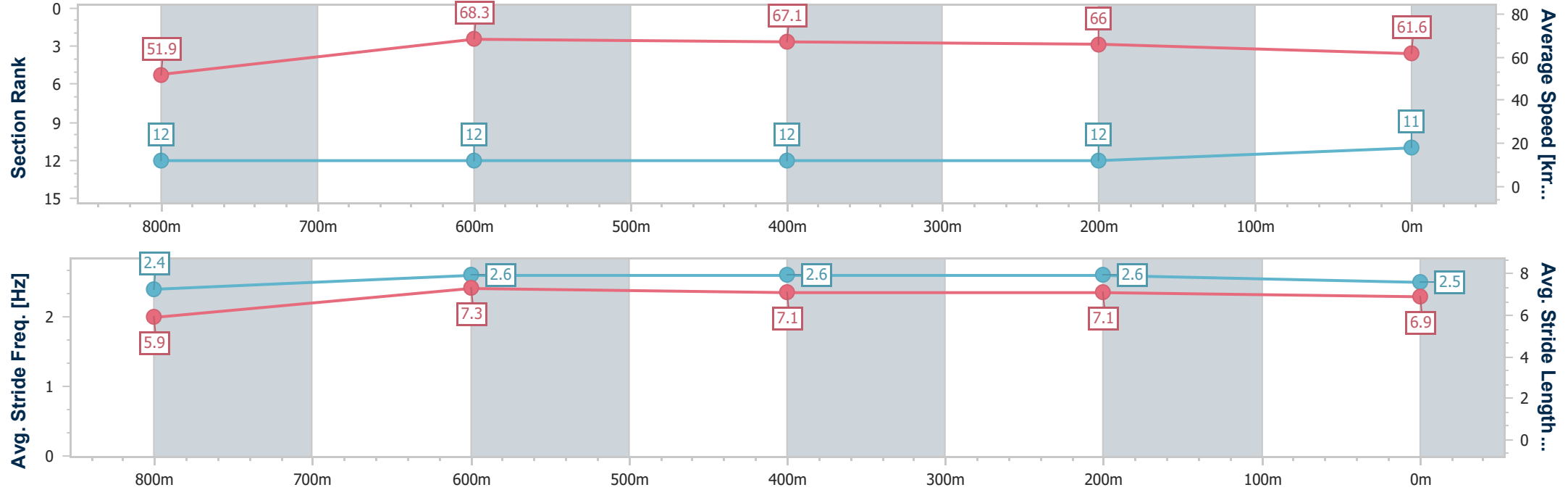
Horse/Jockey Name	King Samuel
Final Rank	11
Fastest Section Time (Section)	0:10.55 (800m)
Top Speed [km/h] (Section)	69.3 (800m)
Race State	Finished



TownsvilleProfessional
Race 5: ALTITUDE WEALTH MANAGEMENT BENCHMARK 60
Handicap - 1000m
19 July 2025 - 13:52
Track Rating: Good 4, Weather: Fine, Rail Position: +3m Entire



Section	Overall	800m	600m	400m	200m														
Section Times	0:57.77 [11] (0:13.86)	0:43.91 [12] (0:10.55)	0:33.36 [12] (0:10.71)	0:22.65 [12] (0:10.96)	0:11.69 [12] (0:11.69)														
Average Speed [km/h]	51.9	68.3	67.1	66.0	61.6														
Top Speed [km/h]	68.7	69.3	68.5	67.4	66.4														
Avg. Dist. to Rail [m]	1.9	0.7	0.6	1.6	2.3														
Avg. Stride Freq. [Hz]	2.4	2.6	2.6	2.6	2.5														
Avg. Stride Length [m]	5.9	7.3	7.1	7.1	6.9														





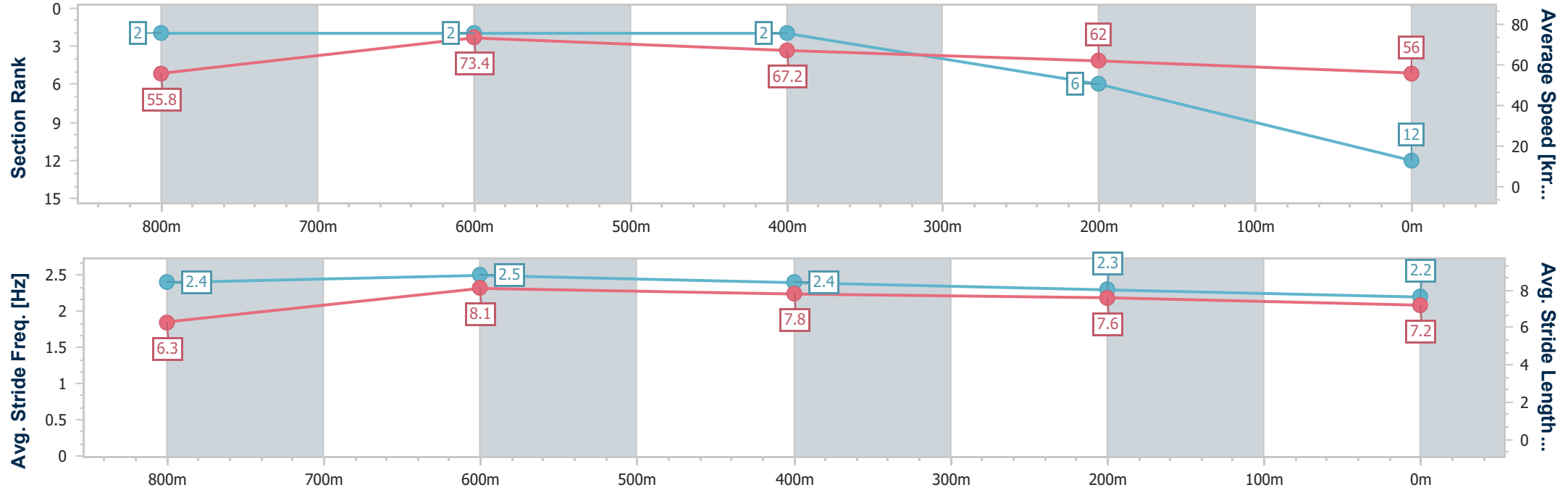
Horse/Jockey Name	Remember Roy
Final Rank	12
Fastest Section Time (Section)	0:09.78 (800m)
Top Speed [km/h] (Section)	74.5 (Overall)
Race State	Finished



TownsvilleProfessional
Race 5: ALTITUDE WEALTH MANAGEMENT BENCHMARK 60
Handicap - 1000m
19 July 2025 - 13:52
Track Rating: Good 4, Weather: Fine, Rail Position: +3m Entire



Section	Overall	800m	600m	400m	200m										
Section Times	0:57.79 [12] (0:12.92)	0:44.87 [2] (0:09.78)	0:35.09 [2] (0:10.64)	0:24.45 [2] (0:11.59)	0:12.86 [6] (0:12.86)										
Average Speed [km/h]	55.8	73.4	67.2	62.0	56.0										
Top Speed [km/h]	74.5	74.5	71.1	63.8	59.7										
Avg. Dist. to Rail [m]	2.9	1.0	1.3	0.7	2.4										
Avg. Stride Freq. [Hz]	2.4	2.5	2.4	2.3	2.2										
Avg. Stride Length [m]	6.3	8.1	7.8	7.6	7.2										





TownsvilleProfessional

Race 6: LADBROKES WINTER CUP OPEN Handicap - 2000m

19 July 2025 - 14:27



Track Rating: Good 4, Weather: Fine, Rail Position: +3m Entire

Section						Overall	1800m	1600m	1400m	1200m	1000m	800m	Last 600m		
Field Times						2:01.86 (0:14.73)	1:47.13 (0:11.75)	1:35.38 (0:12.23)	1:23.15 (0:12.21)	1:10.94 (0:12.29)	0:58.65 (0:12.03)	0:46.62 (0:11.32)	0:35.30		
Rank	TAB	Horse/Jockey	Barrier	Top Speed [km/h]	Fastest Section										Distance Travelled [m]
1	3	SMART LEGEND	4	65.3	0:11.30	2:01.86 [1]	1:46.87 [3]	1:35.03 [3]	1:22.69 [4]	1:10.41 [4]	0:58.10 [4]	0:46.20 [4]	0:34.88		
		Sean Cormack		600m	600m	(0:14.99)	(0:11.84)	(0:12.34)	(0:12.28)	(0:12.31)	(0:11.90)	(0:11.32)			
2	6	ACCLIMATISE	9	65.1	0:11.32	2:02.15 [2]	1:47.32 [2]	1:35.67 [1]	1:23.44 [1]	1:11.23 [1]	0:58.94 [1]	0:46.91 [1]	0:35.59 +2		
		Jackson Murphy		800m	800m	(0:14.83)	(0:11.65)	(0:12.23)	(0:12.21)	(0:12.29)	(0:12.03)	(0:11.32)			
3	10	READY TIGER	1	64.5	0:11.32	2:02.43 [3]	1:47.16 [8]	1:35.23 [8]	1:22.93 [7]	1:10.61 [8]	0:58.33 [8]	0:46.48 [7]	0:35.16 -4		
		Adam Sewell		600m	800m	(0:15.27)	(0:11.93)	(0:12.30)	(0:12.32)	(0:12.28)	(0:11.85)	(0:11.32)			
4	9	RELEASE LE MISSILE	3	65.2	0:11.31	2:02.75 [4]	1:47.20 [9]	1:35.29 [10]	1:23.01 [10]	1:10.66 [10]	0:58.43 [10]	0:46.48 [11]	0:35.17 -1		
		Wanderson D'Avila		800m	800m	(0:15.55)	(0:11.91)	(0:12.28)	(0:12.35)	(0:12.23)	(0:11.95)	(0:11.31)			
5	5	THE DRILLER	11	66.1	0:11.24	2:03.01 [5]	1:47.30 [11]	1:35.38 [11]	1:23.01 [11]	1:10.83 [11]	0:58.69 [11]	0:46.94 [9]	0:35.70 +8		
		Nikki Olzard		800m	800m	(0:15.71)	(0:11.92)	(0:12.37)	(0:12.18)	(0:12.14)	(0:11.75)	(0:11.24)			
6	2	TAMBO'S JUSTICE	7	64.2	0:11.45	2:03.08 [6]	1:48.35 [1]	1:36.48 [2]	1:24.27 [2]	1:12.02 [2]	0:59.74 [2]	0:47.71 [2]	0:36.26 +0		
		Ashley Butler		800m	800m	(0:14.73)	(0:11.87)	(0:12.21)	(0:12.25)	(0:12.28)	(0:12.03)	(0:11.45)			
7	1	THIRD REALM	2	64.6	0:11.40	2:03.15 [7]	1:47.89 [6]	1:35.98 [7]	1:23.64 [8]	1:11.39 [7]	0:59.10 [7]	0:47.20 [7]	0:35.77 -1		
		Leah Martyn		800m	600m	(0:15.26)	(0:11.91)	(0:12.34)	(0:12.25)	(0:12.29)	(0:11.90)	(0:11.43)			
8	8	REDWOOD SHADOW	10	65.6	0:11.30	2:03.52 [8]	1:47.94 [10]	1:36.11 [9]	1:23.79 [9]	1:11.57 [9]	0:59.26 [9]	0:47.42 [10]	0:36.12 +6		
		Nathan Thomas		800m	800m	(0:15.58)	(0:11.83)	(0:12.32)	(0:12.22)	(0:12.31)	(0:11.84)	(0:11.30)			
9	11	JOE'S GIGGLE	8	63.6	0:11.56	2:03.57 [9]	1:48.34 [5]	1:36.61 [4]	1:24.52 [3]	1:12.41 [3]	1:00.11 [3]	0:48.12 [3]	0:36.56 +11		
		McKenzie Apel		1800m	800m	(0:15.23)	(0:11.73)	(0:12.09)	(0:12.11)	(0:12.30)	(0:11.99)	(0:11.56)			
10	7	OLYMPIC KORCHNOI	5	65.2	0:11.31	2:03.68 [10]	1:48.42 [7]	1:36.56 [6]	1:24.30 [6]	1:12.02 [6]	0:59.71 [6]	0:47.86 [6]	0:36.55 +7		
		Olivia Kendal		800m	800m	(0:15.26)	(0:11.86)	(0:12.26)	(0:12.28)	(0:12.31)	(0:11.85)	(0:11.31)			



TownsvilleProfessional
Race 6: LADBROKES WINTER CUP OPEN Handicap - 2000m
19 July 2025 - 14:27



Track Rating: Good 4, Weather: Fine, Rail Position: +3m Entire

Section						Overall	1800m	1600m	1400m	1200m	1000m	800m	Last 600m	
Field Times						2:01.86 (0:14.73)	1:47.13 (0:11.75)	1:35.38 (0:12.23)	1:23.15 (0:12.21)	1:10.94 (0:12.29)	0:58.65 (0:12.03)	0:46.62 (0:11.32)	0:35.30	
Rank	TAB	Horse/Jockey	Barrier	Top Speed [km/h]	Fastest Section									Distance Travelled [m]
11	4	EARLY THOUGHTS	6	63.6	0:11.49	2:04.04 [11]	1:48.97 [4]	1:37.04 [5]	1:24.78 [5]	1:12.52 [5]	1:00.18 [5]	0:48.26 [5]	0:36.77	-5
		Jason Taylor		600m	800m	(0:15.07)	(0:11.93)	(0:12.26)	(0:12.26)	(0:12.34)	(0:11.92)	(0:11.49)		



Townsville Professional

Race 6: LADBROKES WINTER CUP OPEN Handicap - 2000m

19 July 2025 - 14:27



Track Rating: Good 4, Weather: Fine, Rail Position: +3m Entire

Section		Field Times				600m	400m	200m	Last 600m		
						0:35.30 (0:11.55)	0:23.75 (0:11.72)	0:12.03 (0:12.03)	0:35.30		
Rank	TAB	Horse/Jockey	Barrier	Top Speed [km/h]	Fastest Section	Margin			Distance Travelled [m]		
1	3	SMART LEGEND	4	65.3	0:11.30	0:34.88 [3]	0:23.58 [2]	0:12.03 [1]	2:01.86	0:34.88	
		Sean Cormack		600m	600m	(0:11.30)	(0:11.55)	(0:12.03)			
2	6	ACCLIMATISE	9	65.1	0:11.32	0:35.59 [1]	0:24.04 [1]	0:12.14 [2]	1.7L	0:35.59	+2
		Jackson Murphy		800m	800m	(0:11.55)	(0:11.90)	(0:12.14)			
3	10	READY TIGER	1	64.5	0:11.32	0:35.16 [6]	0:23.83 [4]	0:12.07 [3]	3.37L	0:35.16	-4
		Adam Sewell		600m	800m	(0:11.33)	(0:11.76)	(0:12.07)			
4	9	RELEASE LE MISSILE	3	65.2	0:11.31	0:35.17 [11]	0:23.64 [11]	0:12.01 [7]	5.28L	0:35.17	-1
		Wanderson D'Avila		800m	800m	(0:11.53)	(0:11.63)	(0:12.01)			
5	5	THE DRILLER	11	66.1	0:11.24	0:35.70 [8]	0:24.26 [7]	0:12.43 [4]	6.77L	0:35.70	+8
		Nikki Olzard		800m	800m	(0:11.44)	(0:11.83)	(0:12.43)			
6	2	TAMBO'S JUSTICE	7	64.2	0:11.45	0:36.26 [2]	0:24.61 [3]	0:12.42 [6]	7.17L	0:36.26	+0
		Ashley Butler		800m	800m	(0:11.65)	(0:12.19)	(0:12.42)			
7	1	THIRD REALM	2	64.6	0:11.40	0:35.77 [9]	0:24.37 [8]	0:12.50 [5]	7.59L	0:35.77	-1
		Leah Martyn		800m	600m	(0:11.40)	(0:11.87)	(0:12.50)			
8	8	REDWOOD SHADOW	10	65.6	0:11.30	0:36.12 [10]	0:24.58 [10]	0:12.55 [11]	9.79L	0:36.12	+6
		Nathan Thomas		800m	800m	(0:11.54)	(0:12.03)	(0:12.55)			
9	11	JOE'S GIGGLE	8	63.6	0:11.56	0:36.56 [4]	0:24.84 [6]	0:12.81 [8]	10.1L	0:36.56	+11
		McKenzie Apel		1800m	800m	(0:11.72)	(0:12.03)	(0:12.81)			
10	7	OLYMPIC KORCHNOI	5	65.2	0:11.31	0:36.55 [5]	0:25.00 [5]	0:12.89 [9]	10.72L	0:36.55	+7
		Olivia Kendal		800m	800m	(0:11.55)	(0:12.11)	(0:12.89)			



TownsvilleProfessional
Race 6: LADBROKES WINTER CUP OPEN Handicap - 2000m
19 July 2025 - 14:27



Track Rating: Good 4, Weather: Fine, Rail Position: +3m Entire

Section					600m	400m	200m					Last 600m		
Field Times					0:35.30 (0:11.55)	0:23.75 (0:11.72)	0:12.03 (0:12.03)					0:35.30		
Rank	TAB	Horse/Jockey	Barrier	Top Speed [km/h]	Fastest Section				Margin				Distance Travelled [m]	
11	4	EARLY THOUGHTS	6	63.6	0:11.49	0:36.77 [7]	0:25.18 [9]	0:13.09 [10]	12.86L				0:36.77	-5
		Jason Taylor		600m	800m	(0:11.59)	(0:12.09)	(0:13.09)						



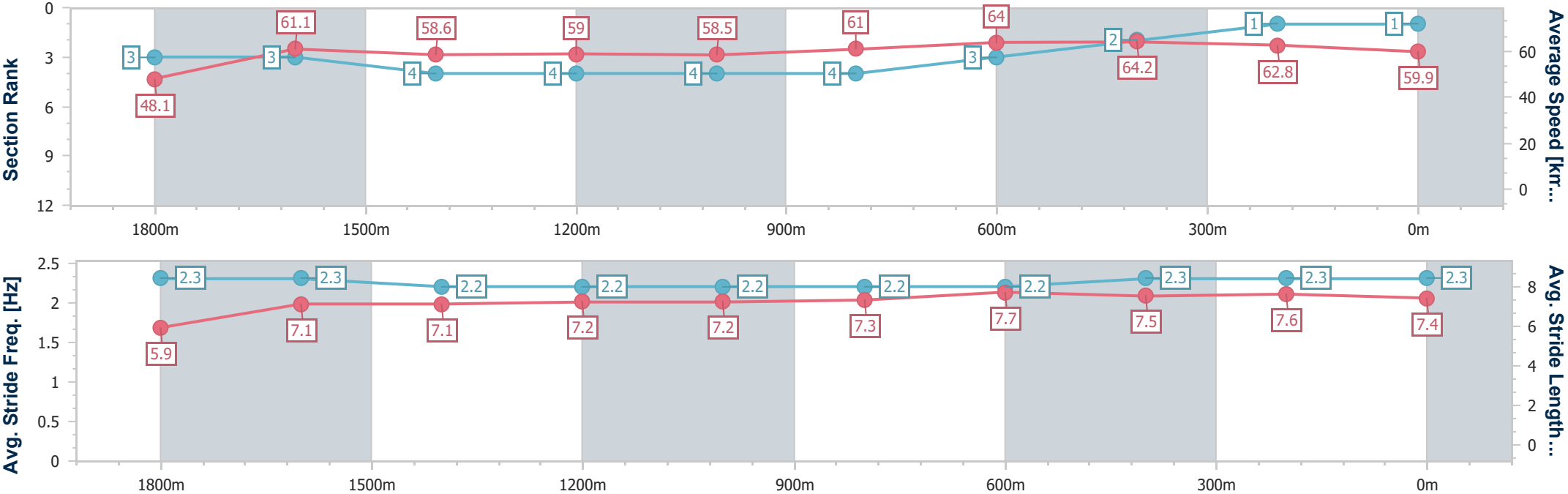
Horse/Jockey Name	Smart Legend
Final Rank	1
Fastest Section Time (Section)	0:11.30 (600m)
Top Speed [km/h] (Section)	65.3 (600m)
Race State	Finished



TownsvilleProfessional
Race 6: LADBROKES WINTER CUP OPEN Handicap - 2000m
19 July 2025 - 14:27
Track Rating: Good 4, Weather: Fine, Rail Position: +3m Entire



Section	Overall	1800m	1600m	1400m	1200m	1000m	800m	600m	400m	200m			
Section Times	2:01.86 [1] (0:14.99)	1:46.87 [3] (0:11.84)	1:35.03 [3] (0:12.34)	1:22.69 [4] (0:12.28)	1:10.41 [4] (0:12.31)	0:58.10 [4] (0:11.90)	0:46.20 [4] (0:11.32)	0:34.88 [3] (0:11.30)	0:23.58 [2] (0:11.55)	0:12.03 [1] (0:12.03)			
Average Speed [km/h]	48.1	61.1	58.6	59.0	58.5	61.0	64.0	64.2	62.8	59.9			
Top Speed [km/h]	62.4	62.6	59.6	59.6	59.0	63.1	64.9	65.3	63.7	62.5			
Avg. Dist. to Rail [m]	4.8	1.6	1.0	0.8	0.8	1.6	1.6	1.6	3.1	3.5			
Avg. Stride Freq. [Hz]	2.3	2.3	2.2	2.2	2.2	2.2	2.2	2.3	2.3	2.3			
Avg. Stride Length [m]	5.9	7.1	7.1	7.2	7.2	7.3	7.7	7.5	7.6	7.4			





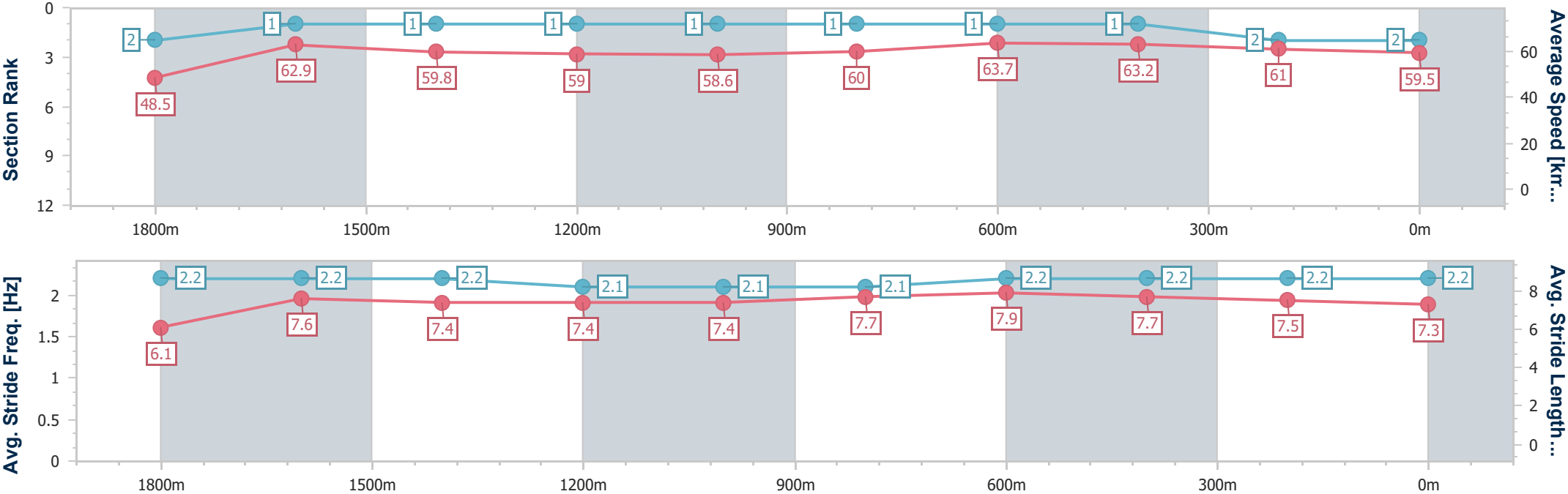
Horse/Jockey Name	Acclimatise
Final Rank	2
Fastest Section Time (Section)	0:11.32 (800m)
Top Speed [km/h] (Section)	65.1 (800m)
Race State	Finished



TownsvilleProfessional
Race 6: LADBROKES WINTER CUP OPEN Handicap - 2000m
19 July 2025 - 14:27
Track Rating: Good 4, Weather: Fine, Rail Position: +3m Entire



Section	Overall	1800m	1600m	1400m	1200m	1000m	800m	600m	400m	200m			
Section Times	2:02.15 [2] (0:14.83)	1:47.32 [2] (0:11.65)	1:35.67 [1] (0:12.23)	1:23.44 [1] (0:12.21)	1:11.23 [1] (0:12.29)	0:58.94 [1] (0:12.03)	0:46.91 [1] (0:11.32)	0:35.59 [1] (0:11.55)	0:24.04 [1] (0:11.90)	0:12.14 [2] (0:12.14)			
Average Speed [km/h]	48.5	62.9	59.8	59.0	58.6	60.0	63.7	63.2	61.0	59.5			
Top Speed [km/h]	64.9	63.9	61.1	59.6	59.0	62.6	65.1	64.9	61.7	61.1			
Avg. Dist. to Rail [m]	10.4	4.1	2.0	0.4	0.4	0.6	0.2	3.0	2.8	3.1			
Avg. Stride Freq. [Hz]	2.2	2.2	2.2	2.1	2.1	2.1	2.2	2.2	2.2	2.2			
Avg. Stride Length [m]	6.1	7.6	7.4	7.4	7.4	7.7	7.9	7.7	7.5	7.3			





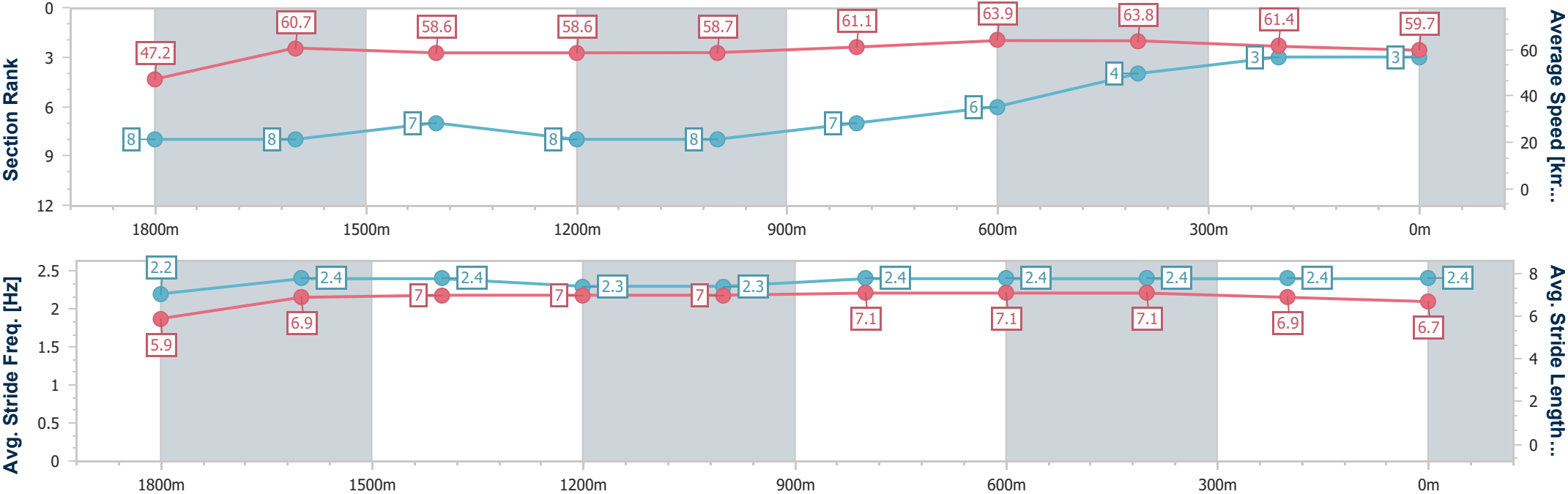
Horse/Jockey Name	Ready Tiger
Final Rank	3
Fastest Section Time (Section)	0:11.32 (800m)
Top Speed [km/h] (Section)	64.5 (600m)
Race State	Finished



TownsvilleProfessional
Race 6: LADBROKES WINTER CUP OPEN Handicap - 2000m
19 July 2025 - 14:27
Track Rating: Good 4, Weather: Fine, Rail Position: +3m Entire



Section	Overall	1800m	1600m	1400m	1200m	1000m	800m	600m	400m	200m			
Section Times	2:02.43 [3] (0:15.27)	1:47.16 [8] (0:11.93)	1:35.23 [8] (0:12.30)	1:22.93 [7] (0:12.32)	1:10.61 [8] (0:12.28)	0:58.33 [8] (0:11.85)	0:46.48 [7] (0:11.32)	0:35.16 [6] (0:11.33)	0:23.83 [4] (0:11.76)	0:12.07 [3] (0:12.07)			
Average Speed [km/h]	47.2	60.7	58.6	58.6	58.7	61.1	63.9	63.8	61.4	59.7			
Top Speed [km/h]	61.8	63.9	59.5	59.7	59.7	63.7	64.5	64.5	62.7	60.9			
Avg. Dist. to Rail [m]	3.6	1.5	0.4	0.8	1.1	1.4	1.0	1.1	2.9	4.0			
Avg. Stride Freq. [Hz]	2.2	2.4	2.4	2.3	2.3	2.4	2.4	2.4	2.4	2.4			
Avg. Stride Length [m]	5.9	6.9	7.0	7.0	7.0	7.1	7.1	7.1	6.9	6.7			





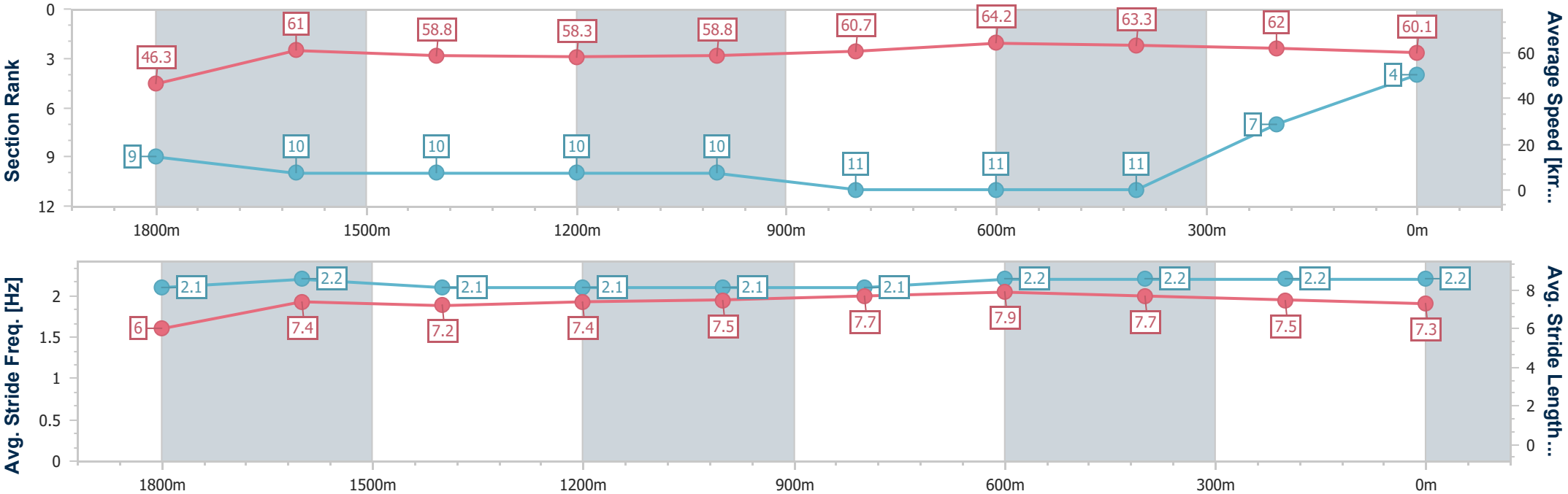
Horse/Jockey Name	Release Le Missile
Final Rank	4
Fastest Section Time (Section)	0:11.31 (800m)
Top Speed [km/h] (Section)	65.2 (800m)
Race State	Finished



TownsvilleProfessional
Race 6: LADBROKES WINTER CUP OPEN Handicap - 2000m
19 July 2025 - 14:27
Track Rating: Good 4, Weather: Fine, Rail Position: +3m Entire



Section	Overall	1800m	1600m	1400m	1200m	1000m	800m	600m	400m	200m			
Section Times	2:02.75 [4] (0:15.55)	1:47.20 [9] (0:11.91)	1:35.29 [10] (0:12.28)	1:23.01 [10] (0:12.35)	1:10.66 [10] (0:12.23)	0:58.43 [10] (0:11.95)	0:46.48 [11] (0:11.31)	0:35.17 [11] (0:11.53)	0:23.64 [11] (0:11.63)	0:12.01 [7] (0:12.01)			
Average Speed [km/h]	46.3	61.0	58.8	58.3	58.8	60.7	64.2	63.3	62.0	60.1			
Top Speed [km/h]	62.4	63.1	59.5	59.3	59.2	64.2	65.2	63.8	62.7	61.2			
Avg. Dist. to Rail [m]	5.4	2.1	0.4	0.3	0.3	1.4	1.9	2.5	1.8	2.4			
Avg. Stride Freq. [Hz]	2.1	2.2	2.1	2.1	2.1	2.1	2.2	2.2	2.2	2.2			
Avg. Stride Length [m]	6.0	7.4	7.2	7.4	7.5	7.7	7.9	7.7	7.5	7.3			





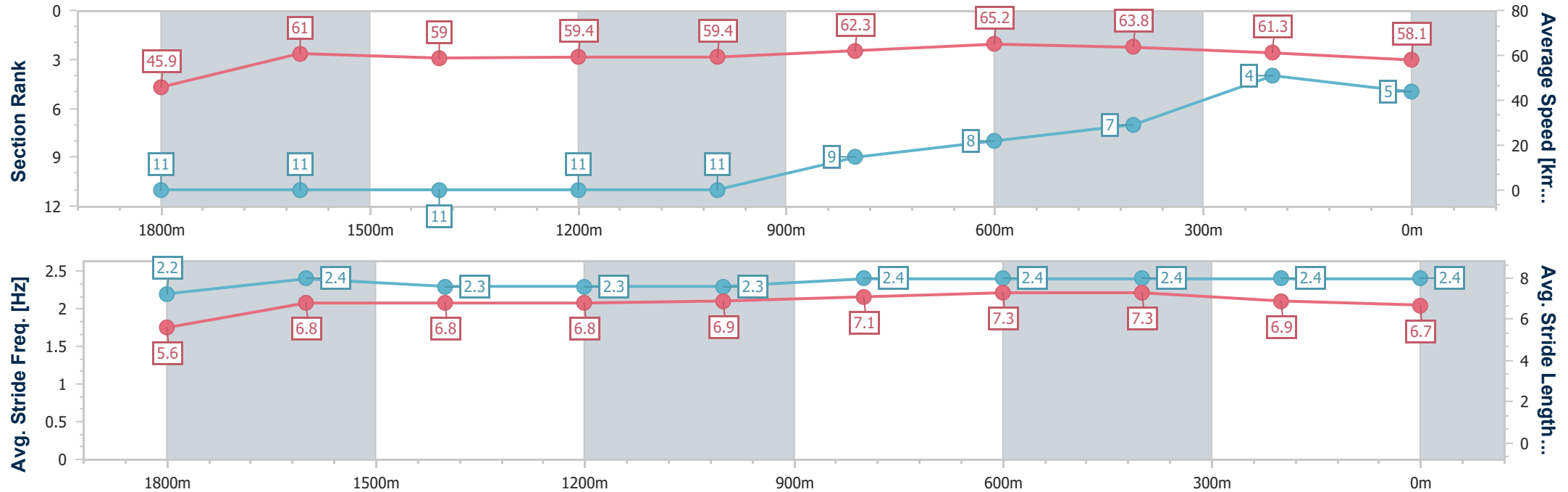
Horse/Jockey Name	The Driller
Final Rank	5
Fastest Section Time (Section)	0:11.24 (800m)
Top Speed [km/h] (Section)	66.1 (800m)
Race State	Finished



TownsvilleProfessional
Race 6: LADBROKES WINTER CUP OPEN Handicap - 2000m
19 July 2025 - 14:27
Track Rating: Good 4, Weather: Fine, Rail Position: +3m Entire



Section	Overall	1800m	1600m	1400m	1200m	1000m	800m	600m	400m	200m			
Section Times	2:03.01 [5] (0:15.71)	1:47.30 [11] (0:11.92)	1:35.38 [11] (0:12.37)	1:23.01 [11] (0:12.18)	1:10.83 [11] (0:12.14)	0:58.69 [11] (0:11.75)	0:46.94 [9] (0:11.24)	0:35.70 [8] (0:11.44)	0:24.26 [7] (0:11.83)	0:12.43 [4] (0:12.43)			
Average Speed [km/h]	45.9	61.0	59.0	59.4	59.4	62.3	65.2	63.8	61.3	58.1			
Top Speed [km/h]	61.3	62.2	60.2	60.0	59.9	65.2	66.1	65.3	63.3	59.4			
Avg. Dist. to Rail [m]	9.9	1.9	2.0	2.0	2.4	3.2	3.6	3.1	5.2	6.0			
Avg. Stride Freq. [Hz]	2.2	2.4	2.3	2.3	2.3	2.4	2.4	2.4	2.4	2.4			
Avg. Stride Length [m]	5.6	6.8	6.8	6.8	6.9	7.1	7.3	7.3	6.9	6.7			





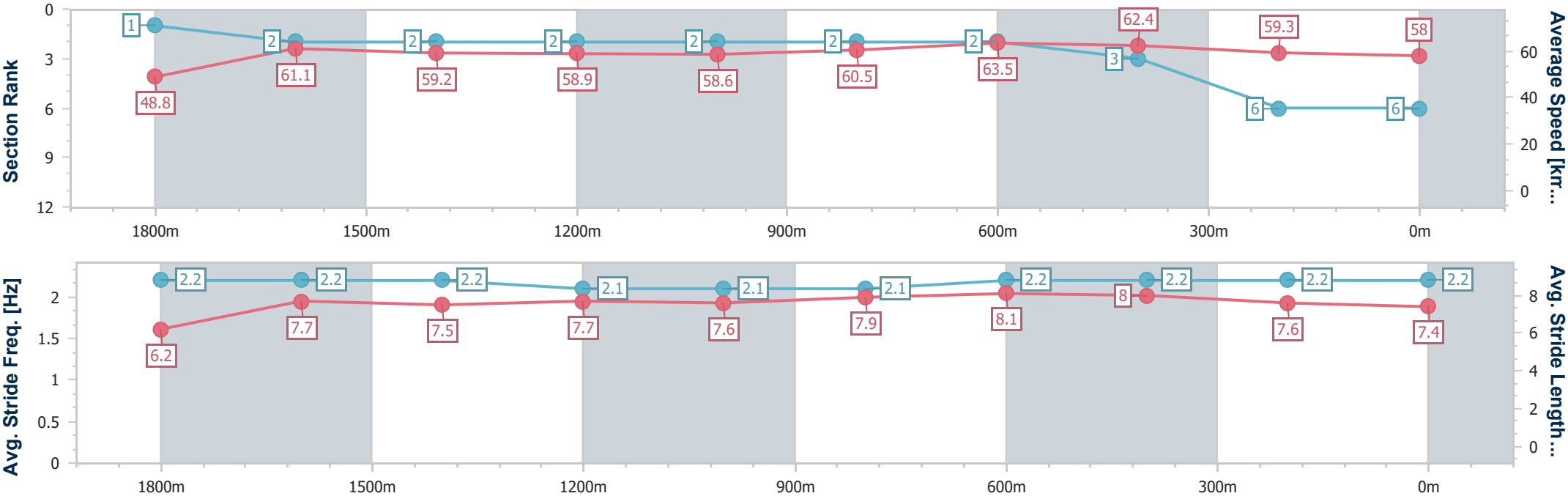
Horse/Jockey Name	Tambo's Justice
Final Rank	6
Fastest Section Time (Section)	0:11.45 (800m)
Top Speed [km/h] (Section)	64.2 (800m)
Race State	Finished



TownsvilleProfessional
Race 6: LADBROKES WINTER CUP OPEN Handicap - 2000m
19 July 2025 - 14:27
Track Rating: Good 4, Weather: Fine, Rail Position: +3m Entire



Section	Overall	1800m	1600m	1400m	1200m	1000m	800m	600m	400m	200m			
Section Times	2:03.08 [6] (0:14.73)	1:48.35 [1] (0:11.87)	1:36.48 [2] (0:12.21)	1:24.27 [2] (0:12.25)	1:12.02 [2] (0:12.28)	0:59.74 [2] (0:12.03)	0:47.71 [2] (0:11.45)	0:36.26 [2] (0:11.65)	0:24.61 [3] (0:12.19)	0:12.42 [6] (0:12.42)			
Average Speed [km/h]	48.8	61.1	59.2	58.9	58.6	60.5	63.5	62.4	59.3	58.0			
Top Speed [km/h]	63.0	63.2	59.9	59.1	59.4	63.1	64.2	63.6	60.5	59.3			
Avg. Dist. to Rail [m]	9.1	2.5	0.5	0.6	0.7	2.1	2.2	2.1	2.6	2.8			
Avg. Stride Freq. [Hz]	2.2	2.2	2.2	2.1	2.1	2.1	2.2	2.2	2.2	2.2			
Avg. Stride Length [m]	6.2	7.7	7.5	7.7	7.6	7.9	8.1	8.0	7.6	7.4			





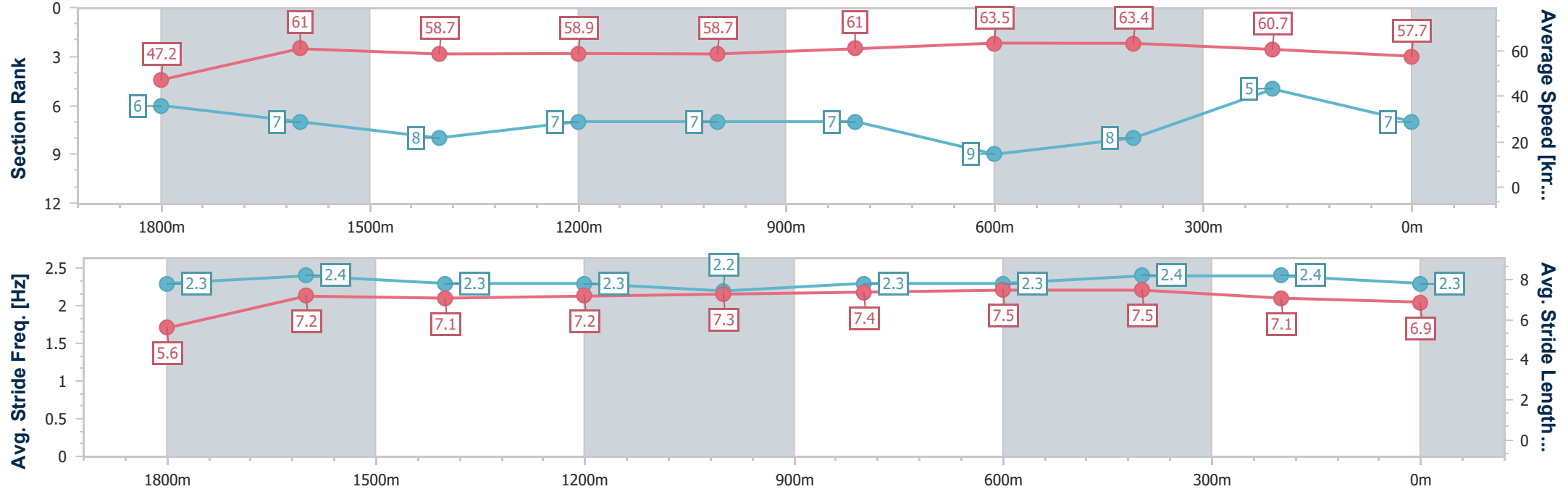
Horse/Jockey Name	Third Realm
Final Rank	7
Fastest Section Time (Section)	0:11.40 (600m)
Top Speed [km/h] (Section)	64.6 (800m)
Race State	Finished



TownsvilleProfessional
Race 6: LADBROKES WINTER CUP OPEN Handicap - 2000m
19 July 2025 - 14:27
Track Rating: Good 4, Weather: Fine, Rail Position: +3m Entire



Section	Overall	1800m	1600m	1400m	1200m	1000m	800m	600m	400m	200m			
Section Times	2:03.15 [7] (0:15.26)	1:47.89 [6] (0:11.91)	1:35.98 [7] (0:12.34)	1:23.64 [8] (0:12.25)	1:11.39 [7] (0:12.29)	0:59.10 [7] (0:11.90)	0:47.20 [7] (0:11.43)	0:35.77 [9] (0:11.40)	0:24.37 [8] (0:11.87)	0:12.50 [5] (0:12.50)			
Average Speed [km/h]	47.2	61.0	58.7	58.9	58.7	61.0	63.5	63.4	60.7	57.7			
Top Speed [km/h]	62.8	62.6	60.0	59.4	59.1	63.4	64.6	64.3	62.2	59.8			
Avg. Dist. to Rail [m]	4.3	2.1	0.8	1.1	1.3	1.9	1.5	0.9	1.1	0.7			
Avg. Stride Freq. [Hz]	2.3	2.4	2.3	2.3	2.2	2.3	2.3	2.4	2.4	2.3			
Avg. Stride Length [m]	5.6	7.2	7.1	7.2	7.3	7.4	7.5	7.5	7.1	6.9			





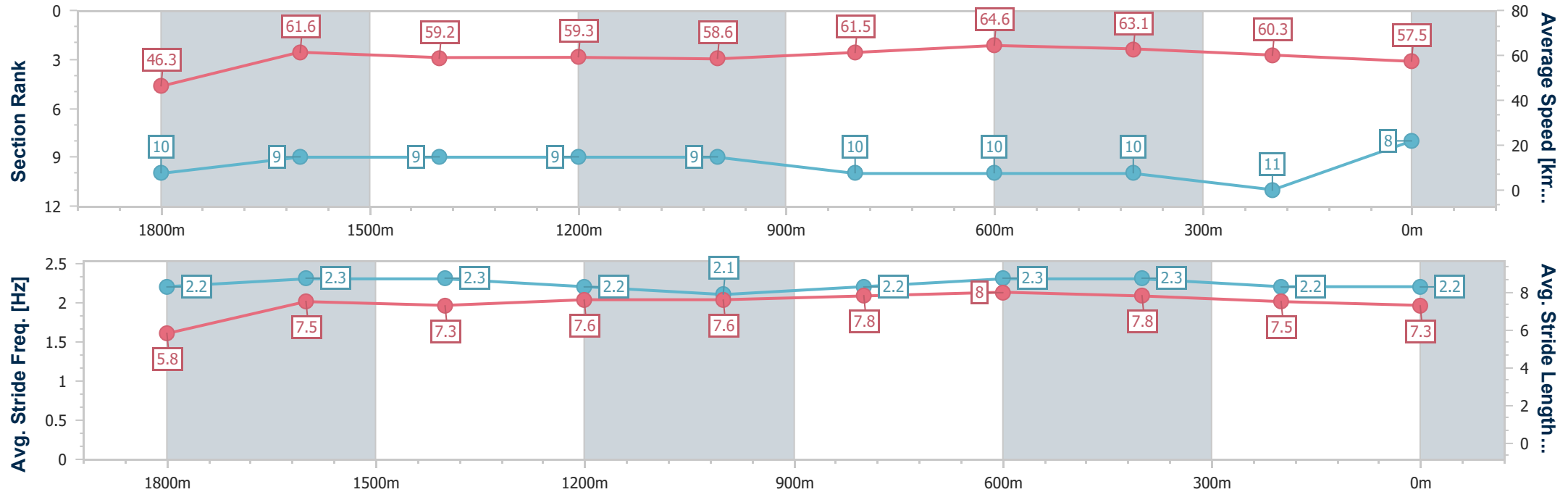
Horse/Jockey Name	Redwood Shadow
Final Rank	8
Fastest Section Time (Section)	0:11.30 (800m)
Top Speed [km/h] (Section)	65.6 (800m)
Race State	Finished



TownsvilleProfessional
Race 6: LADBROKES WINTER CUP OPEN Handicap - 2000m
19 July 2025 - 14:27
Track Rating: Good 4, Weather: Fine, Rail Position: +3m Entire



Section	Overall	1800m	1600m	1400m	1200m	1000m	800m	600m	400m	200m			
Section Times	2:03.52 [8] (0:15.58)	1:47.94 [10] (0:11.83)	1:36.11 [9] (0:12.32)	1:23.79 [9] (0:12.22)	1:11.57 [9] (0:12.31)	0:59.26 [9] (0:11.84)	0:47.42 [10] (0:11.30)	0:36.12 [10] (0:11.54)	0:24.58 [10] (0:12.03)	0:12.55 [11] (0:12.55)			
Average Speed [km/h]	46.3	61.6	59.2	59.3	58.6	61.5	64.6	63.1	60.3	57.5			
Top Speed [km/h]	62.6	65.0	60.0	59.7	59.0	64.8	65.6	64.5	61.5	59.0			
Avg. Dist. to Rail [m]	9.0	3.0	2.0	1.8	1.5	2.5	2.8	2.4	5.1	7.0			
Avg. Stride Freq. [Hz]	2.2	2.3	2.3	2.2	2.1	2.2	2.3	2.3	2.2	2.2			
Avg. Stride Length [m]	5.8	7.5	7.3	7.6	7.6	7.8	8.0	7.8	7.5	7.3			





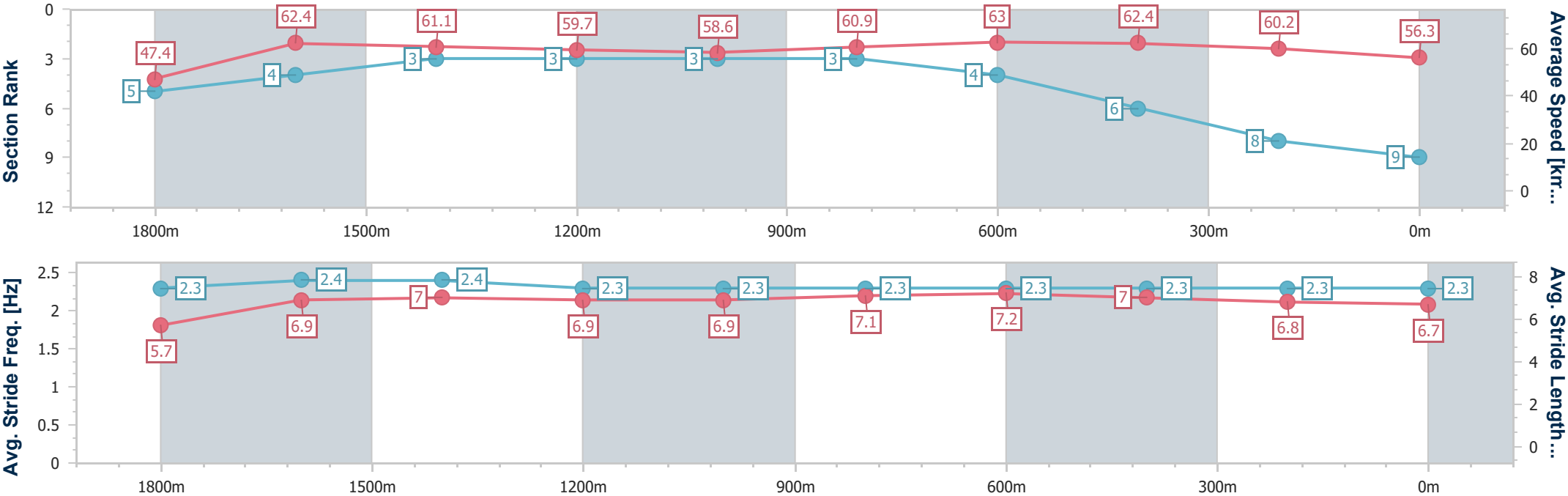
Horse/Jockey Name	Joe's Giggle
Final Rank	9
Fastest Section Time (Section)	0:11.56 (800m)
Top Speed [km/h] (Section)	63.6 (1800m)
Race State	Finished



TownsvilleProfessional
Race 6: LADBROKES WINTER CUP OPEN Handicap - 2000m
19 July 2025 - 14:27
Track Rating: Good 4, Weather: Fine, Rail Position: +3m Entire



Section	Overall	1800m	1600m	1400m	1200m	1000m	800m	600m	400m	200m			
Section Times	2:03.57 [9] (0:15.23)	1:48.34 [5] (0:11.73)	1:36.61 [4] (0:12.09)	1:24.52 [3] (0:12.11)	1:12.41 [3] (0:12.30)	1:00.11 [3] (0:11.99)	0:48.12 [3] (0:11.56)	0:36.56 [4] (0:11.72)	0:24.84 [6] (0:12.03)	0:12.81 [8] (0:12.81)			
Average Speed [km/h]	47.4	62.4	61.1	59.7	58.6	60.9	63.0	62.4	60.2	56.3			
Top Speed [km/h]	63.5	63.6	61.8	60.5	59.3	62.2	63.5	63.4	61.2	58.4			
Avg. Dist. to Rail [m]	8.9	4.3	3.5	2.4	2.0	2.7	2.8	2.9	4.8	6.3			
Avg. Stride Freq. [Hz]	2.3	2.4	2.4	2.3	2.3	2.3	2.3	2.3	2.3	2.3			
Avg. Stride Length [m]	5.7	6.9	7.0	6.9	6.9	7.1	7.2	7.0	6.8	6.7			





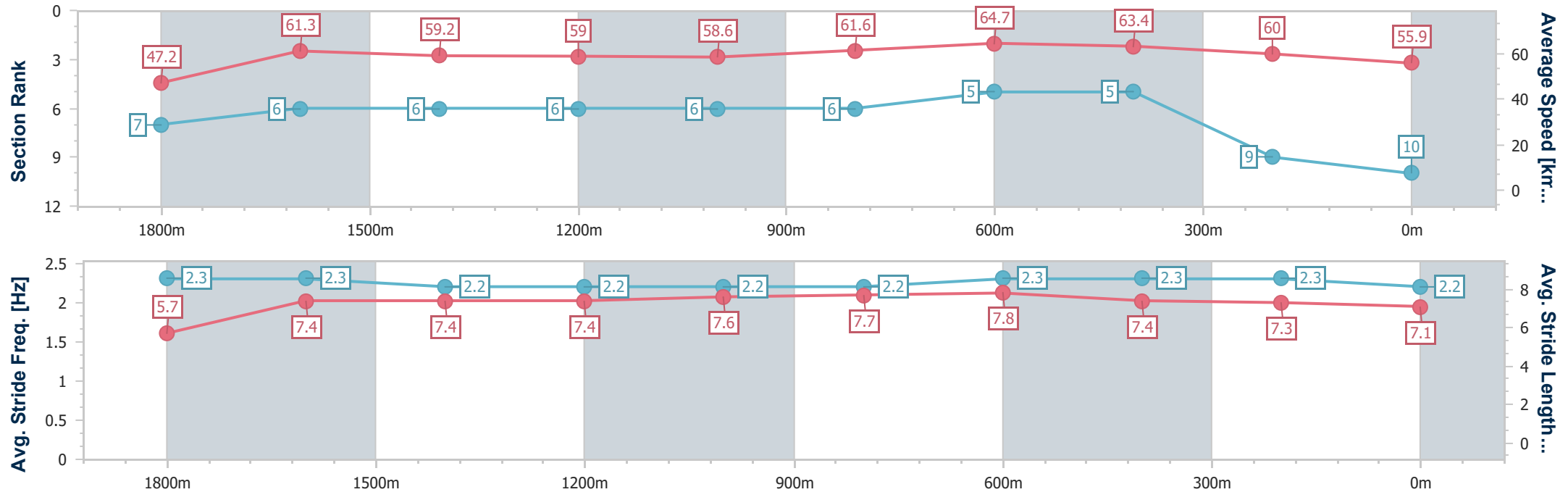
Horse/Jockey Name	Olympic Korchnoi
Final Rank	10
Fastest Section Time (Section)	0:11.31 (800m)
Top Speed [km/h] (Section)	65.2 (800m)
Race State	Finished



TownsvilleProfessional
Race 6: LADBROKES WINTER CUP OPEN Handicap - 2000m
19 July 2025 - 14:27
Track Rating: Good 4, Weather: Fine, Rail Position: +3m Entire



Section	Overall	1800m	1600m	1400m	1200m	1000m	800m	600m	400m	200m			
Section Times	2:03.68 [10] (0:15.26)	1:48.42 [7] (0:11.86)	1:36.56 [6] (0:12.26)	1:24.30 [6] (0:12.28)	1:12.02 [6] (0:12.31)	0:59.71 [6] (0:11.85)	0:47.86 [6] (0:11.31)	0:36.55 [5] (0:11.55)	0:25.00 [5] (0:12.11)	0:12.89 [9] (0:12.89)			
Average Speed [km/h]	47.2	61.3	59.2	59.0	58.6	61.6	64.7	63.4	60.0	55.9			
Top Speed [km/h]	63.4	63.1	60.7	59.7	59.3	64.3	65.2	65.0	62.1	58.3			
Avg. Dist. to Rail [m]	6.1	2.8	1.2	2.2	2.5	3.0	3.3	3.8	5.8	7.2			
Avg. Stride Freq. [Hz]	2.3	2.3	2.2	2.2	2.2	2.2	2.3	2.3	2.3	2.2			
Avg. Stride Length [m]	5.7	7.4	7.4	7.4	7.6	7.7	7.8	7.4	7.3	7.1			





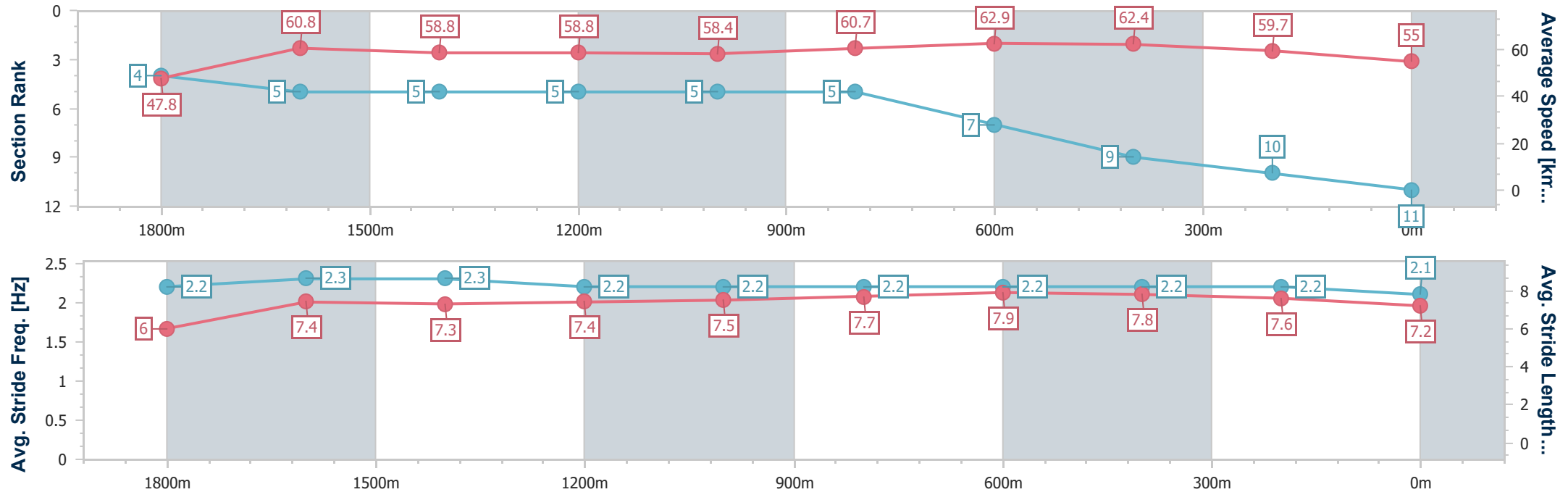
Horse/Jockey Name	Early Thoughts
Final Rank	11
Fastest Section Time (Section)	0:11.49 (800m)
Top Speed [km/h] (Section)	63.6 (600m)
Race State	Finished



TownsvilleProfessional
Race 6: LADBROKES WINTER CUP OPEN Handicap - 2000m
19 July 2025 - 14:27
Track Rating: Good 4, Weather: Fine, Rail Position: +3m Entire



Section	Overall	1800m	1600m	1400m	1200m	1000m	800m	600m	400m	200m			
Section Times	2:04.04 [11] (0:15.07)	1:48.97 [4] (0:11.93)	1:37.04 [5] (0:12.26)	1:24.78 [5] (0:12.26)	1:12.52 [5] (0:12.34)	1:00.18 [5] (0:11.92)	0:48.26 [5] (0:11.49)	0:36.77 [7] (0:11.59)	0:25.18 [9] (0:12.09)	0:13.09 [10] (0:13.09)			
Average Speed [km/h]	47.8	60.8	58.8	58.8	58.4	60.7	62.9	62.4	59.7	55.0			
Top Speed [km/h]	61.6	62.8	59.9	59.7	59.0	62.2	63.6	63.6	61.1	57.8			
Avg. Dist. to Rail [m]	6.7	2.0	0.4	0.3	1.0	1.3	0.8	0.7	1.9	3.7			
Avg. Stride Freq. [Hz]	2.2	2.3	2.3	2.2	2.2	2.2	2.2	2.2	2.2	2.1			
Avg. Stride Length [m]	6.0	7.4	7.3	7.4	7.5	7.7	7.9	7.8	7.6	7.2			





Townsville Professional
Race 7: QUEENSLAND PLASTIC SURGERY LADIES BRACELET Fillies
and Mares Class 6 Handicap - 1300m
19 July 2025 - 15:08



Track Rating: Good 4, Weather: Fine, Rail Position: +3m Entire

Section						Overall	1200m	1000m	800m	600m	400m	Last 600m	
Field Times						1:17.30 (0:09.43)	1:07.87 (0:11.15)	0:56.72 (0:11.36)	0:45.36 (0:10.99)	0:34.37 (0:11.20)	0:23.17 (0:11.42)	0:34.37	
Rank	TAB	Horse/Jockey	Barrier	Top Speed [km/h]	Fastest Section								Distance Travelled [m]
1	2	PIPISTRELLE	10	68.1	0:09.74	1:17.30 [1]	1:07.56 [9]	0:56.27 [7]	0:45.18 [4]	0:34.37 [1]	0:23.17 [1]	0:34.37	
		McKenzie Apel		800m	Overall	(0:09.74)	(0:11.29)	(0:11.09)	(0:10.81)	(0:11.20)	(0:11.42)		
2	6	BRAVE MASO	5	66.0	0:09.43	1:17.67 [2]	1:08.24 [1]	0:57.09 [1]	0:45.73 [1]	0:34.68 [2]	0:23.42 [2]	0:34.68 -7	
		Leah Martyn		600m	Overall	(0:09.43)	(0:11.15)	(0:11.36)	(0:11.05)	(0:11.26)	(0:11.42)		
3	10	DIAMOND LUCY	1	66.8	0:09.47	1:17.76 [3]	1:08.29 [3]	0:56.93 [4]	0:45.42 [5]	0:34.31 [5]	0:23.14 [6]	0:34.31 -4	
		Graham Kliese		600m	Overall	(0:09.47)	(0:11.36)	(0:11.51)	(0:11.11)	(0:11.17)	(0:11.25)		
4	8	READ 'EM AND WEEP	6	66.2	0:09.84	1:17.77 [4]	1:07.93 [12]	0:56.60 [9]	0:45.16 [8]	0:34.12 [9]	0:22.95 [11]	0:34.12 -7	
		Jason Taylor		800m	Overall	(0:09.84)	(0:11.33)	(0:11.44)	(0:11.04)	(0:11.17)	(0:11.26)		
5	1	LE MELODY	11	66.7	0:09.67	1:17.83 [5]	1:08.16 [8]	0:57.13 [3]	0:45.74 [2]	0:34.60 [3]	0:23.38 [4]	0:34.60 +0	
		Gabrielle Semmens		1200m	Overall	(0:09.67)	(0:11.03)	(0:11.39)	(0:11.14)	(0:11.22)	(0:11.35)		
6	12	LIVEWIRE LASS	9	66.3	0:09.46	1:17.97 [6]	1:08.51 [2]	0:57.30 [2]	0:45.88 [3]	0:34.74 [4]	0:23.62 [3]	0:34.74 -4	
		Jackson Murphy		800m	Overall	(0:09.46)	(0:11.21)	(0:11.42)	(0:11.14)	(0:11.12)	(0:11.48)		
7	9	AL RAS BLUES	7	68.3	0:09.81	1:18.01 [7]	1:08.20 [10]	0:56.61 [11]	0:45.11 [11]	0:34.14 [11]	0:23.12 [12]	0:34.14 -1	
		Olivia Kendal		800m	Overall	(0:09.81)	(0:11.59)	(0:11.50)	(0:10.97)	(0:11.02)	(0:11.33)		
8	11	TEQUILA DANCER	12	69.2	0:09.84	1:18.05 [8]	1:08.21 [11]	0:56.52 [12]	0:45.05 [12]	0:34.09 [12]	0:23.29 [9]	0:34.09 +5	
		Tyler Leslight		600m	Overall	(0:09.84)	(0:11.69)	(0:11.47)	(0:10.96)	(0:10.80)	(0:11.23)		
9	4	BRAVE AGENDA	3	67.8	0:09.61	1:18.05 [9]	1:08.44 [6]	0:56.97 [8]	0:45.42 [9]	0:34.39 [10]	0:23.30 [8]	0:34.39 +0	
		Adam Sewell		600m	Overall	(0:09.61)	(0:11.47)	(0:11.55)	(0:11.03)	(0:11.09)	(0:11.30)		
10	5	HEARSAY	4	68.6	0:09.61	1:18.20 [10]	1:08.59 [7]	0:56.90 [10]	0:45.45 [10]	0:34.60 [7]	0:23.48 [7]	0:34.60 +4	
		Nikki Olzard		800m	Overall	(0:09.61)	(0:11.69)	(0:11.45)	(0:10.85)	(0:11.12)	(0:11.34)		



Townsville Professional
Race 7: QUEENSLAND PLASTIC SURGERY LADIES BRACELET Fillies
and Mares Class 6 Handicap - 1300m
19 July 2025 - 15:08



Track Rating: Good 4, Weather: Fine, Rail Position: +3m Entire

Section					Overall	1200m	1000m	800m	600m	400m	Last 600m		
Field Times					1:17.30 (0:09.43)	1:07.87 (0:11.15)	0:56.72 (0:11.36)	0:45.36 (0:10.99)	0:34.37 (0:11.20)	0:23.17 (0:11.42)	0:34.37		
Rank	TAB	Horse/Jockey	Barrier	Top Speed [km/h]	Fastest Section							Distance Travelled [m]	
11	7	BRADSHAW	8	68.3	0:09.61	1:18.44 [11]	1:08.83 [5]	0:57.53 [5]	0:46.01 [7]	0:34.98 [6]	0:23.86 [5]	0:34.98	+2
		Sean Cormack		800m	Overall	(0:09.61)	(0:11.30)	(0:11.52)	(0:11.03)	(0:11.12)	(0:11.43)		
12	3	PRINCIPESSA	2	66.2	0:09.57	1:18.70 [12]	1:09.13 [4]	0:57.77 [6]	0:46.31 [6]	0:35.10 [8]	0:23.93 [10]	0:35.10	-2
		Amanda Thomson		800m	Overall	(0:09.57)	(0:11.36)	(0:11.46)	(0:11.21)	(0:11.17)	(0:11.33)		



Townsville Professional
Race 7: QUEENSLAND PLASTIC SURGERY LADIES BRACELET Fillies
and Mares Class 6 Handicap - 1300m
19 July 2025 - 15:08



Track Rating: Good 4, Weather: Fine, Rail Position: +3m Entire

Section		200m					Last 600m		
Field Times		0:11.75 (0:11.75)					0:34.37		
Rank	TAB	Horse/Jockey	Barrier	Top Speed [km/h]	Fastest Section	Margin		Distance Travelled [m]	
1	2	PIPISTRELLE	10	68.1	0:09.74	0:11.75 [1]	1:17.30	0:34.37	
		McKenzie Apel		800m	Overall	(0:11.75)			
2	6	BRAVE MASO	5	66.0	0:09.43	0:12.00 [2]	2.16L	0:34.68	-7
		Leah Martyn		600m	Overall	(0:12.00)			
3	10	DIAMOND LUCY	1	66.8	0:09.47	0:11.89 [5]	2.75L	0:34.31	-4
		Graham Kliese		600m	Overall	(0:11.89)			
4	8	READ 'EM AND WEEP	6	66.2	0:09.84	0:11.69 [10]	2.79L	0:34.12	-7
		Jason Taylor		800m	Overall	(0:11.69)			
5	1	LE MELODY	11	66.7	0:09.67	0:12.03 [3]	3.11L	0:34.60	+0
		Gabrielle Semmens		1200m	Overall	(0:12.03)			
6	12	LIVEWIRE LASS	9	66.3	0:09.46	0:12.14 [4]	3.94L	0:34.74	-4
		Jackson Murphy		800m	Overall	(0:12.14)			
7	9	AL RAS BLUES	7	68.3	0:09.81	0:11.79 [12]	4.19L	0:34.14	-1
		Olivia Kendal		800m	Overall	(0:11.79)			
8	11	TEQUILA DANCER	12	69.2	0:09.84	0:12.06 [6]	4.41L	0:34.09	+5
		Tyler Leslight		600m	Overall	(0:12.06)			
9	4	BRAVE AGENDA	3	67.8	0:09.61	0:12.00 [8]	4.43L	0:34.39	+0
		Adam Sewell		600m	Overall	(0:12.00)			
10	5	HEARSAY	4	68.6	0:09.61	0:12.14 [9]	5.3L	0:34.60	+4
		Nikki Olzard		800m	Overall	(0:12.14)			



Townsville Professional
Race 7: QUEENSLAND PLASTIC SURGERY LADIES BRACELET Fillies
and Mares Class 6 Handicap - 1300m
19 July 2025 - 15:08



Track Rating: Good 4, Weather: Fine, Rail Position: +3m Entire

Section					200m		Last 600m		
Field Times					0:11.75 (0:11.75)		0:34.37		
Rank	TAB	Horse/Jockey	Barrier	Top Speed [km/h]	Fastest Section	Margin		Distance Travelled [m]	
11	7	BRADSHAW	8	68.3	0:09.61	0:12.43 [7]	6.74L	0:34.98	+2
		Sean Cormack		800m	Overall	(0:12.43)			
12	3	PRINCIPESSA	2	66.2	0:09.57	0:12.60 [11]	8.28L	0:35.10	-2
		Amanda Thomson		800m	Overall	(0:12.60)			



Horse/Jockey Name	Pipistrelle
Final Rank	1
Fastest Section Time (Section)	0:09.74 (Overall)
Top Speed [km/h] (Section)	68.1 (800m)
Race State	Finished

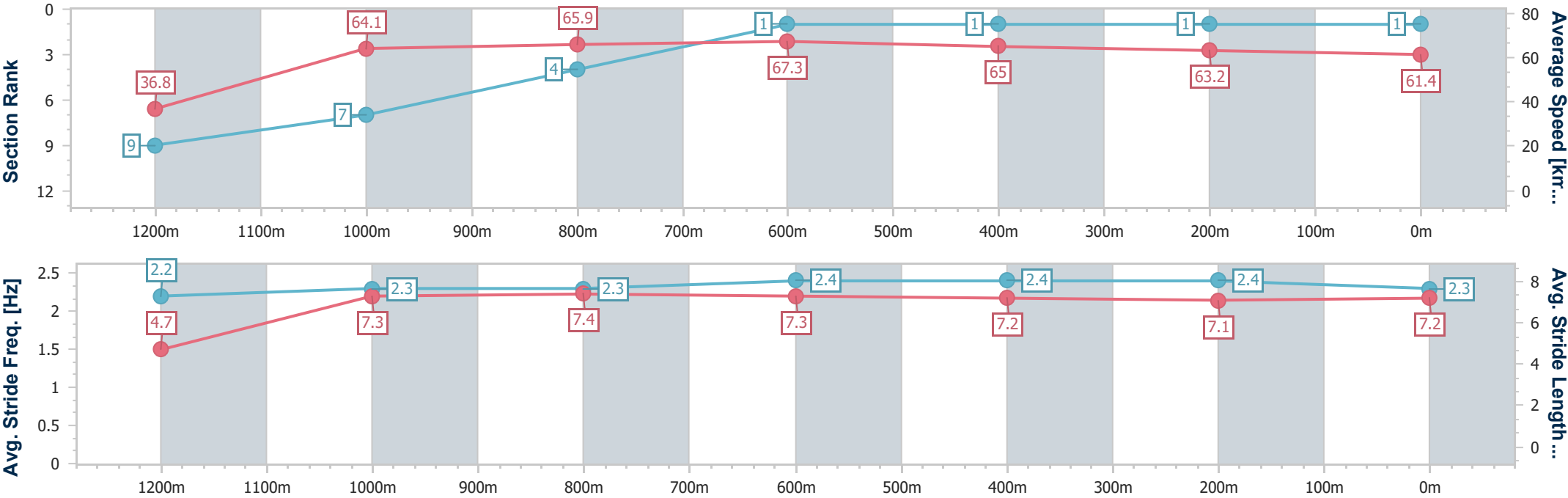


TownsvilleProfessional
Race 7: QUEENSLAND PLASTIC SURGERY LADIES
BRACELET Fillies and Mares Class 6 Handicap - 1300m
19 July 2025 - 15:08



Track Rating: Good 4, Weather: Fine, Rail Position: +3m Entire

Section	Overall	1200m	1000m	800m	600m	400m	200m						
Section Times	1:17.30 [1] (0:09.74)	1:07.56 [9] (0:11.29)	0:56.27 [7] (0:11.09)	0:45.18 [4] (0:10.81)	0:34.37 [1] (0:11.20)	0:23.17 [1] (0:11.42)	0:11.75 [1] (0:11.75)						
Average Speed [km/h]	36.8	64.1	65.9	67.3	65.0	63.2	61.4						
Top Speed [km/h]	62.5	65.8	66.4	68.1	66.1	63.5	63.2						
Avg. Dist. to Rail [m]	11.7	4.4	3.0	2.1	2.0	2.6	4.2						
Avg. Stride Freq. [Hz]	2.2	2.3	2.3	2.4	2.4	2.4	2.3						
Avg. Stride Length [m]	4.7	7.3	7.4	7.3	7.2	7.1	7.2						





Horse/Jockey Name	Brave Maso
Final Rank	2
Fastest Section Time (Section)	0:09.43 (Overall)
Top Speed [km/h] (Section)	66.0 (600m)
Race State	Finished



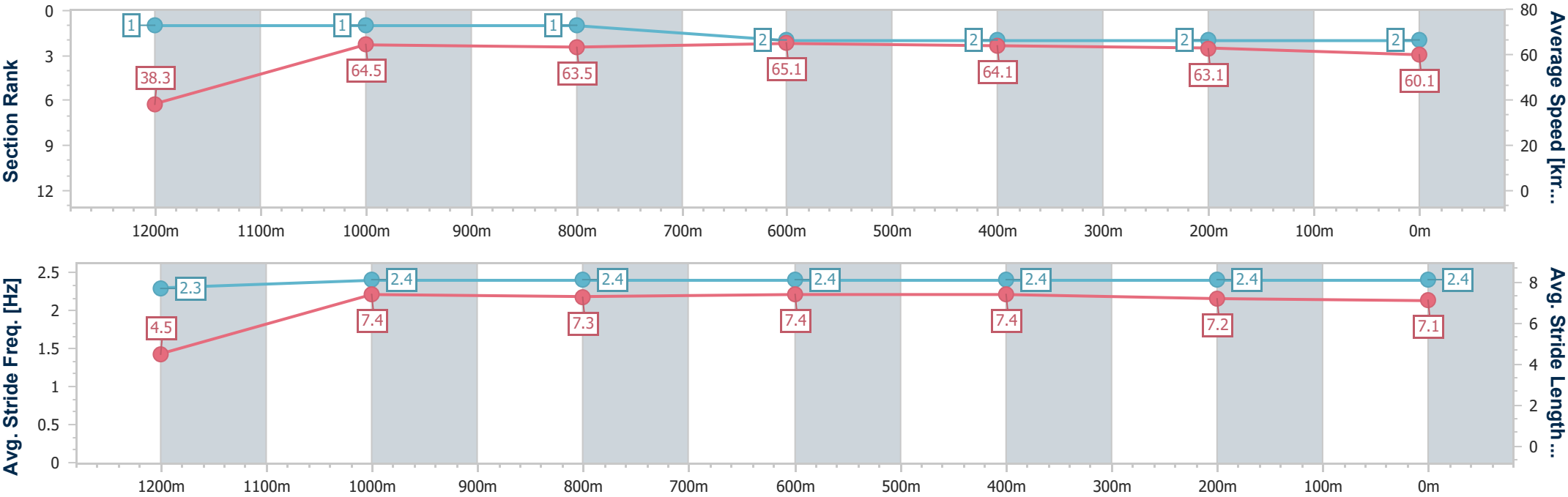
TownsvilleProfessional
Race 7: QUEENSLAND PLASTIC SURGERY LADIES
BRACELET Fillies and Mares Class 6 Handicap - 1300m

19 July 2025 - 15:08



Track Rating: Good 4, Weather: Fine, Rail Position: +3m Entire

Section	Overall	1200m	1000m	800m	600m	400m	200m						
Section Times	1:17.67 [2] (0:09.43)	1:08.24 [1] (0:11.15)	0:57.09 [1] (0:11.36)	0:45.73 [1] (0:11.05)	0:34.68 [2] (0:11.26)	0:23.42 [2] (0:11.42)	0:12.00 [2] (0:12.00)						
Average Speed [km/h]	38.3	64.5	63.5	65.1	64.1	63.1	60.1						
Top Speed [km/h]	62.9	65.8	64.3	65.6	66.0	63.8	62.6						
Avg. Dist. to Rail [m]	8.5	1.3	0.5	0.3	0.6	1.4	2.1						
Avg. Stride Freq. [Hz]	2.3	2.4	2.4	2.4	2.4	2.4	2.4						
Avg. Stride Length [m]	4.5	7.4	7.3	7.4	7.4	7.2	7.1						





Horse/Jockey Name	Diamond Lucy
Final Rank	3
Fastest Section Time (Section)	0:09.47 (Overall)
Top Speed [km/h] (Section)	66.8 (600m)
Race State	Finished

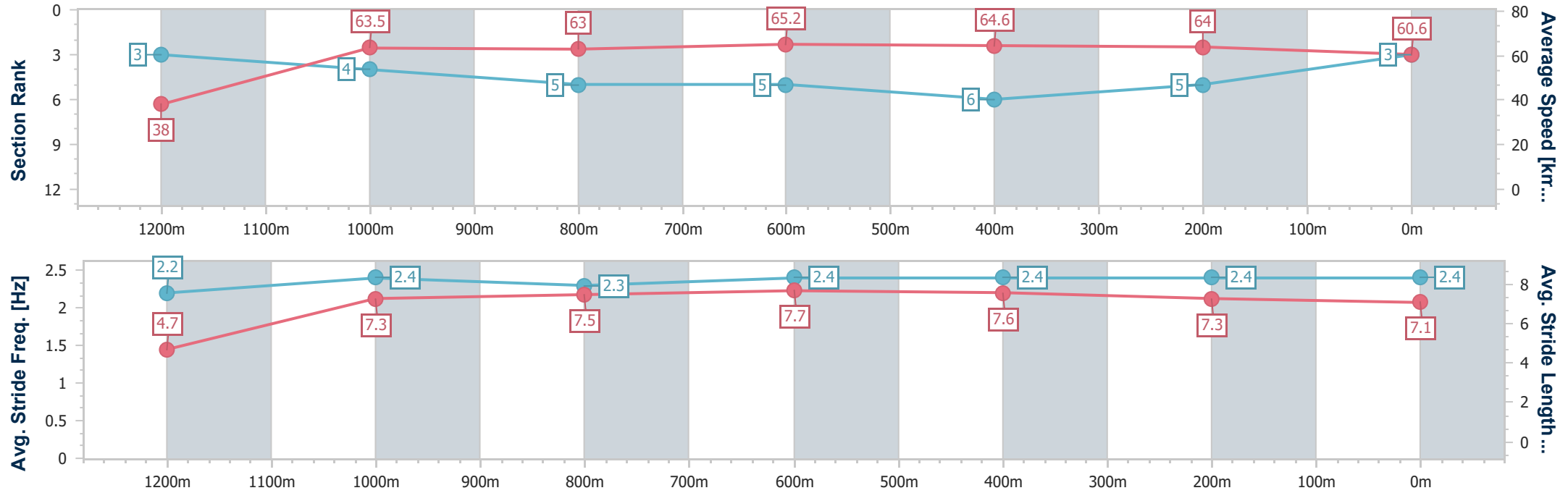


TownsvilleProfessional
Race 7: QUEENSLAND PLASTIC SURGERY LADIES
BRACELET Fillies and Mares Class 6 Handicap - 1300m
19 July 2025 - 15:08



Track Rating: Good 4, Weather: Fine, Rail Position: +3m Entire

Section	Overall	1200m	1000m	800m	600m	400m	200m						
Section Times	1:17.76 [3] (0:09.47)	1:08.29 [3] (0:11.36)	0:56.93 [4] (0:11.51)	0:45.42 [5] (0:11.11)	0:34.31 [5] (0:11.17)	0:23.14 [6] (0:11.25)	0:11.89 [5] (0:11.89)						
Average Speed [km/h]	38.0	63.5	63.0	65.2	64.6	64.0	60.6						
Top Speed [km/h]	62.3	64.4	64.3	66.1	66.8	65.3	62.7						
Avg. Dist. to Rail [m]	5.9	1.4	1.7	1.2	0.5	0.8	3.1						
Avg. Stride Freq. [Hz]	2.2	2.4	2.3	2.4	2.4	2.4	2.4						
Avg. Stride Length [m]	4.7	7.3	7.5	7.7	7.6	7.3	7.1						





Horse/Jockey Name	Read 'Em And Weep
Final Rank	4
Fastest Section Time (Section)	0:09.84 (Overall)
Top Speed [km/h] (Section)	66.2 (800m)
Race State	Finished



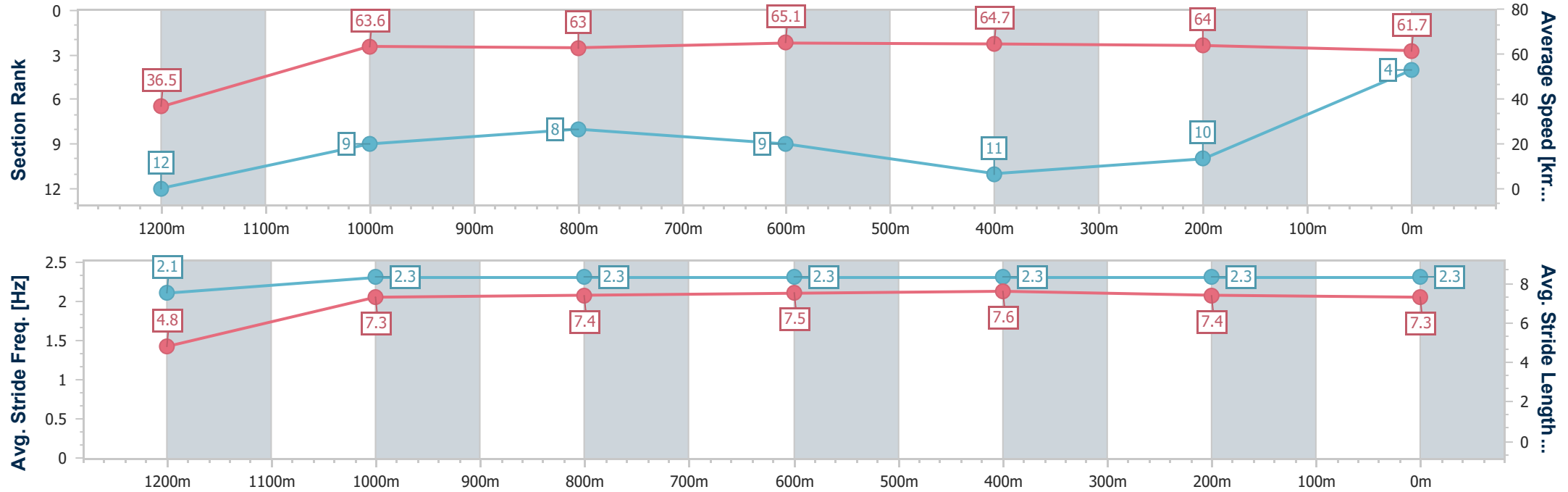
TownsvilleProfessional
Race 7: QUEENSLAND PLASTIC SURGERY LADIES
BRACELET Fillies and Mares Class 6 Handicap - 1300m

19 July 2025 - 15:08



Track Rating: Good 4, Weather: Fine, Rail Position: +3m Entire

Section	Overall	1200m	1000m	800m	600m	400m	200m						
Section Times	1:17.77 [4] (0:09.84)	1:07.93 [12] (0:11.33)	0:56.60 [9] (0:11.44)	0:45.16 [8] (0:11.04)	0:34.12 [9] (0:11.17)	0:22.95 [11] (0:11.26)	0:11.69 [10] (0:11.69)						
Average Speed [km/h]	36.5	63.6	63.0	65.1	64.7	64.0	61.7						
Top Speed [km/h]	62.7	64.5	64.2	66.2	66.1	65.7	62.8						
Avg. Dist. to Rail [m]	8.4	0.9	0.5	0.5	0.4	1.3	3.6						
Avg. Stride Freq. [Hz]	2.1	2.3	2.3	2.3	2.3	2.3	2.3						
Avg. Stride Length [m]	4.8	7.3	7.4	7.5	7.6	7.4	7.3						





Horse/Jockey Name	Le Melody
Final Rank	5
Fastest Section Time (Section)	0:09.67 (Overall)
Top Speed [km/h] (Section)	66.7 (1200m)
Race State	Finished

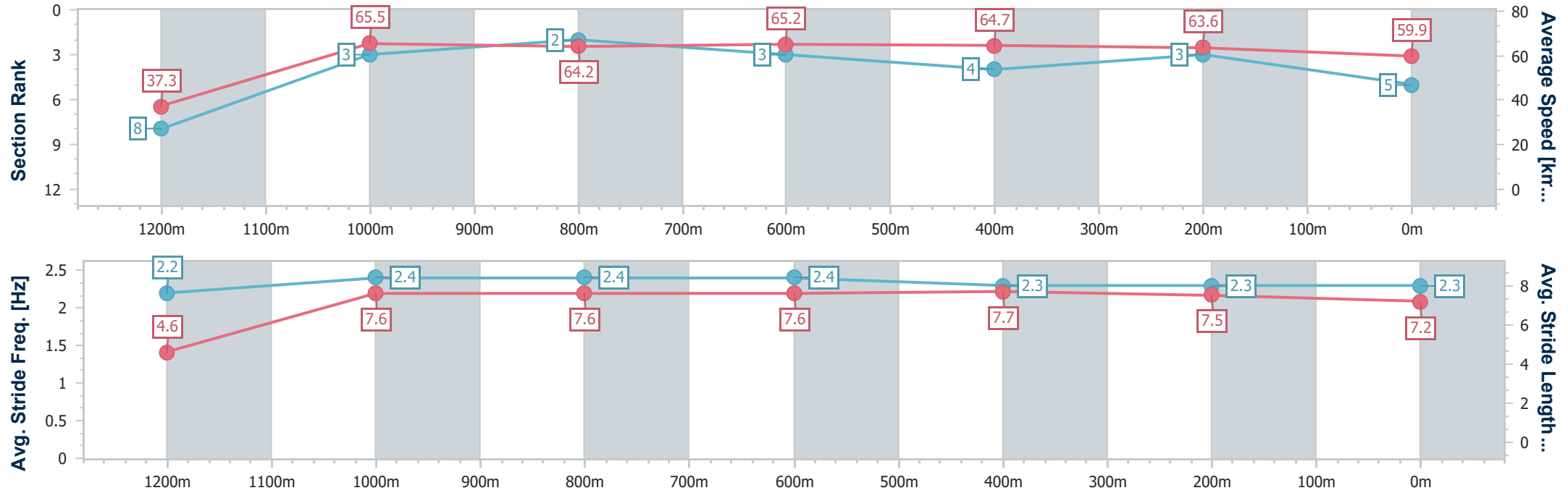


TownsvilleProfessional
Race 7: QUEENSLAND PLASTIC SURGERY LADIES
BRACELET Fillies and Mares Class 6 Handicap - 1300m
19 July 2025 - 15:08



Track Rating: Good 4, Weather: Fine, Rail Position: +3m Entire

Section	Overall	1200m	1000m	800m	600m	400m	200m						
Section Times	1:17.83 [5] (0:09.67)	1:08.16 [8] (0:11.03)	0:57.13 [3] (0:11.39)	0:45.74 [2] (0:11.14)	0:34.60 [3] (0:11.22)	0:23.38 [4] (0:11.35)	0:12.03 [3] (0:12.03)						
Average Speed [km/h]	37.3	65.5	64.2	65.2	64.7	63.6	59.9						
Top Speed [km/h]	63.0	66.7	65.1	66.6	65.6	65.0	62.6						
Avg. Dist. to Rail [m]	13.0	4.8	2.9	1.9	1.7	3.4	6.9						
Avg. Stride Freq. [Hz]	2.2	2.4	2.4	2.4	2.3	2.3	2.3						
Avg. Stride Length [m]	4.6	7.6	7.6	7.6	7.7	7.5	7.2						





Horse/Jockey Name	Livewire Lass
Final Rank	6
Fastest Section Time (Section)	0:09.46 (Overall)
Top Speed [km/h] (Section)	66.3 (800m)
Race State	Finished

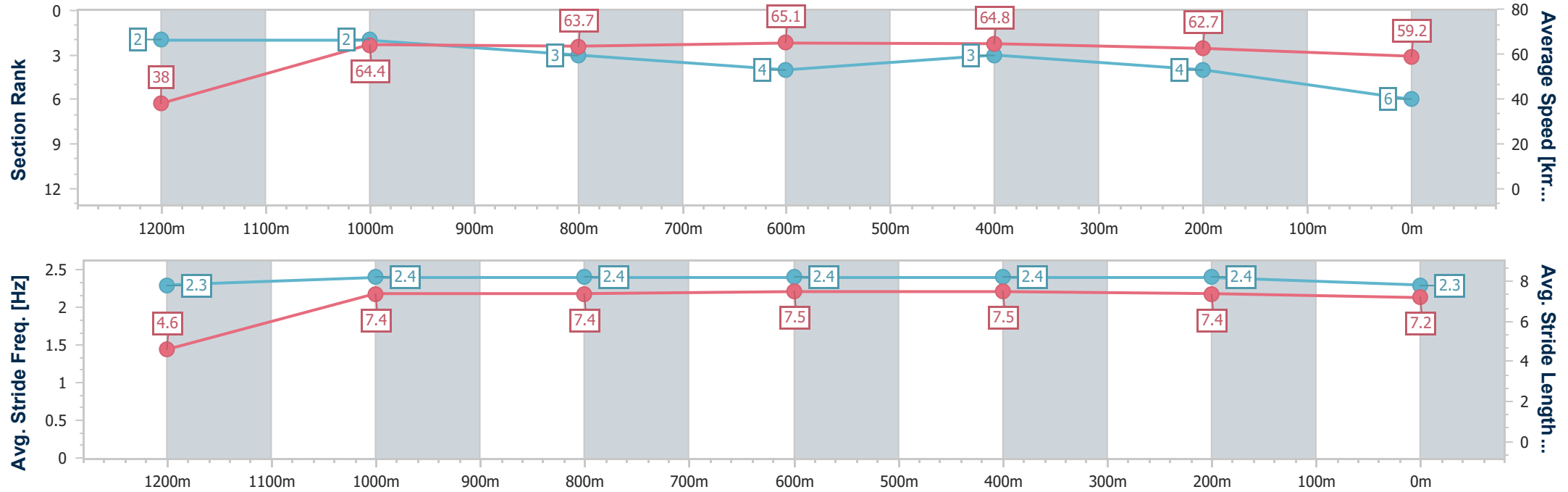


TownsvilleProfessional
Race 7: QUEENSLAND PLASTIC SURGERY LADIES
BRACELET Fillies and Mares Class 6 Handicap - 1300m
19 July 2025 - 15:08



Track Rating: Good 4, Weather: Fine, Rail Position: +3m Entire

Section	Overall	1200m	1000m	800m	600m	400m	200m						
Section Times	1:17.97 [6] (0:09.46)	1:08.51 [2] (0:11.21)	0:57.30 [2] (0:11.42)	0:45.88 [3] (0:11.14)	0:34.74 [4] (0:11.12)	0:23.62 [3] (0:11.48)	0:12.14 [4] (0:12.14)						
Average Speed [km/h]	38.0	64.4	63.7	65.1	64.8	62.7	59.2						
Top Speed [km/h]	62.7	65.8	64.6	66.3	65.2	64.3	60.9						
Avg. Dist. to Rail [m]	11.5	3.2	2.3	1.3	0.3	1.5	4.2						
Avg. Stride Freq. [Hz]	2.3	2.4	2.4	2.4	2.4	2.4	2.3						
Avg. Stride Length [m]	4.6	7.4	7.4	7.5	7.5	7.4	7.2						





Horse/Jockey Name	Al Ras Blues
Final Rank	7
Fastest Section Time (Section)	0:09.81 (Overall)
Top Speed [km/h] (Section)	68.3 (800m)
Race State	Finished

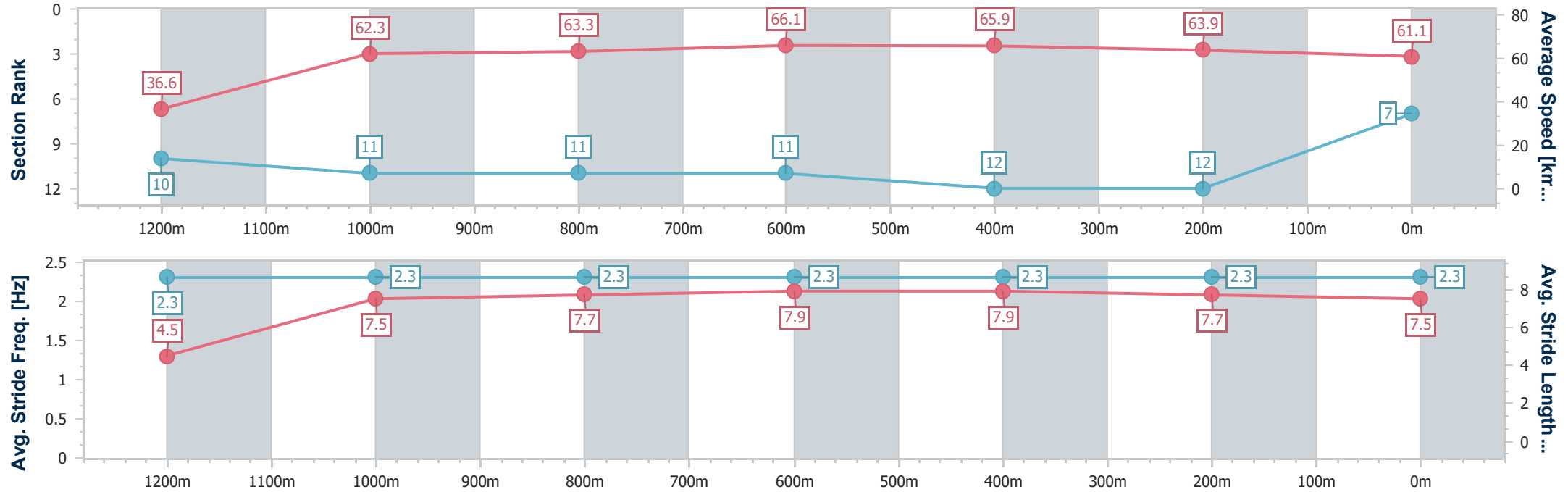


TownsvilleProfessional
Race 7: QUEENSLAND PLASTIC SURGERY LADIES
BRACELET Fillies and Mares Class 6 Handicap - 1300m
19 July 2025 - 15:08



Track Rating: Good 4, Weather: Fine, Rail Position: +3m Entire

Section	Overall	1200m	1000m	800m	600m	400m	200m						
Section Times	1:18.01 [7] (0:09.81)	1:08.20 [10] (0:11.59)	0:56.61 [11] (0:11.50)	0:45.11 [11] (0:10.97)	0:34.14 [11] (0:11.02)	0:23.12 [12] (0:11.33)	0:11.79 [12] (0:11.79)						
Average Speed [km/h]	36.6	62.3	63.3	66.1	65.9	63.9	61.1						
Top Speed [km/h]	59.3	63.6	64.0	68.3	68.3	65.5	63.0						
Avg. Dist. to Rail [m]	9.7	2.9	2.4	1.3	1.9	3.8	4.7						
Avg. Stride Freq. [Hz]	2.3	2.3	2.3	2.3	2.3	2.3	2.3						
Avg. Stride Length [m]	4.5	7.5	7.7	7.9	7.9	7.7	7.5						





Horse/Jockey Name	Tequila Dancer
Final Rank	8
Fastest Section Time (Section)	0:09.84 (Overall)
Top Speed [km/h] (Section)	69.2 (600m)
Race State	Finished

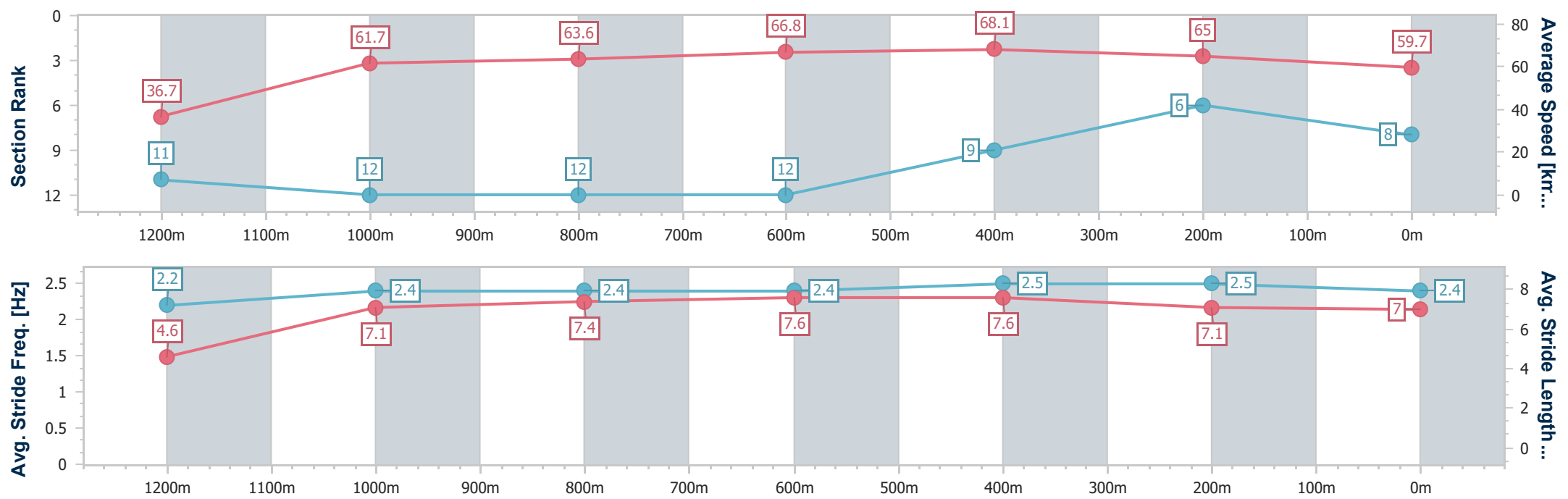


TownsvilleProfessional
Race 7: QUEENSLAND PLASTIC SURGERY LADIES
BRACELET Fillies and Mares Class 6 Handicap - 1300m
19 July 2025 - 15:08



Track Rating: Good 4, Weather: Fine, Rail Position: +3m Entire

Section	Overall	1200m	1000m	800m	600m	400m	200m						
Section Times	1:18.05 [8] (0:09.84)	1:08.21 [11] (0:11.69)	0:56.52 [12] (0:11.47)	0:45.05 [12] (0:10.96)	0:34.09 [12] (0:10.80)	0:23.29 [9] (0:11.23)	0:12.06 [6] (0:12.06)						
Average Speed [km/h]	36.7	61.7	63.6	66.8	68.1	65.0	59.7						
Top Speed [km/h]	59.3	62.6	65.0	68.3	69.2	66.5	63.3						
Avg. Dist. to Rail [m]	12.9	3.4	2.4	3.3	4.7	7.2	9.7						
Avg. Stride Freq. [Hz]	2.2	2.4	2.4	2.4	2.5	2.5	2.4						
Avg. Stride Length [m]	4.6	7.1	7.4	7.6	7.6	7.1	7.0						





Horse/Jockey Name	Brave Agenda
Final Rank	9
Fastest Section Time (Section)	0:09.61 (Overall)
Top Speed [km/h] (Section)	67.8 (600m)
Race State	Finished

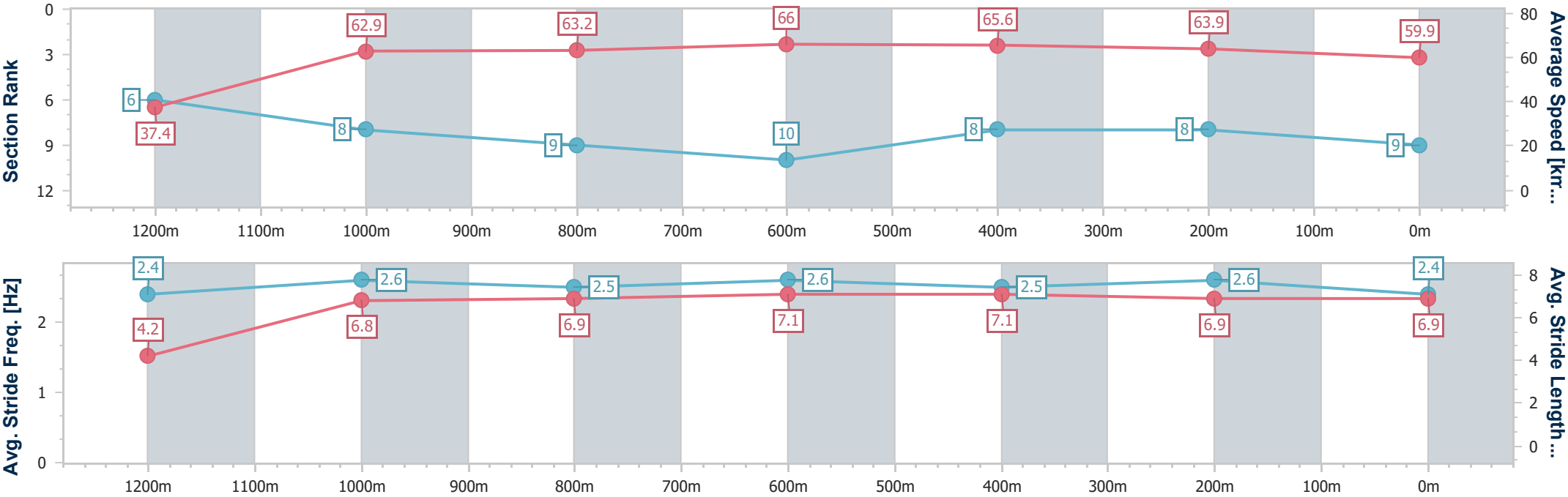


TownsvilleProfessional
Race 7: QUEENSLAND PLASTIC SURGERY LADIES
BRACELET Fillies and Mares Class 6 Handicap - 1300m
19 July 2025 - 15:08



Track Rating: Good 4, Weather: Fine, Rail Position: +3m Entire

Section	Overall	1200m	1000m	800m	600m	400m	200m						
Section Times	1:18.05 [9] (0:09.61)	1:08.44 [6] (0:11.47)	0:56.97 [8] (0:11.55)	0:45.42 [9] (0:11.03)	0:34.39 [10] (0:11.09)	0:23.30 [8] (0:11.30)	0:12.00 [8] (0:12.00)						
Average Speed [km/h]	37.4	62.9	63.2	66.0	65.6	63.9	59.9						
Top Speed [km/h]	62.2	63.7	63.9	67.8	67.8	66.0	62.5						
Avg. Dist. to Rail [m]	7.0	2.4	2.8	2.4	2.1	3.5	5.4						
Avg. Stride Freq. [Hz]	2.4	2.6	2.5	2.6	2.5	2.6	2.4						
Avg. Stride Length [m]	4.2	6.8	6.9	7.1	7.1	6.9	6.9						





Horse/Jockey Name	Hearsay
Final Rank	10
Fastest Section Time (Section)	0:09.61 (Overall)
Top Speed [km/h] (Section)	68.6 (800m)
Race State	Finished

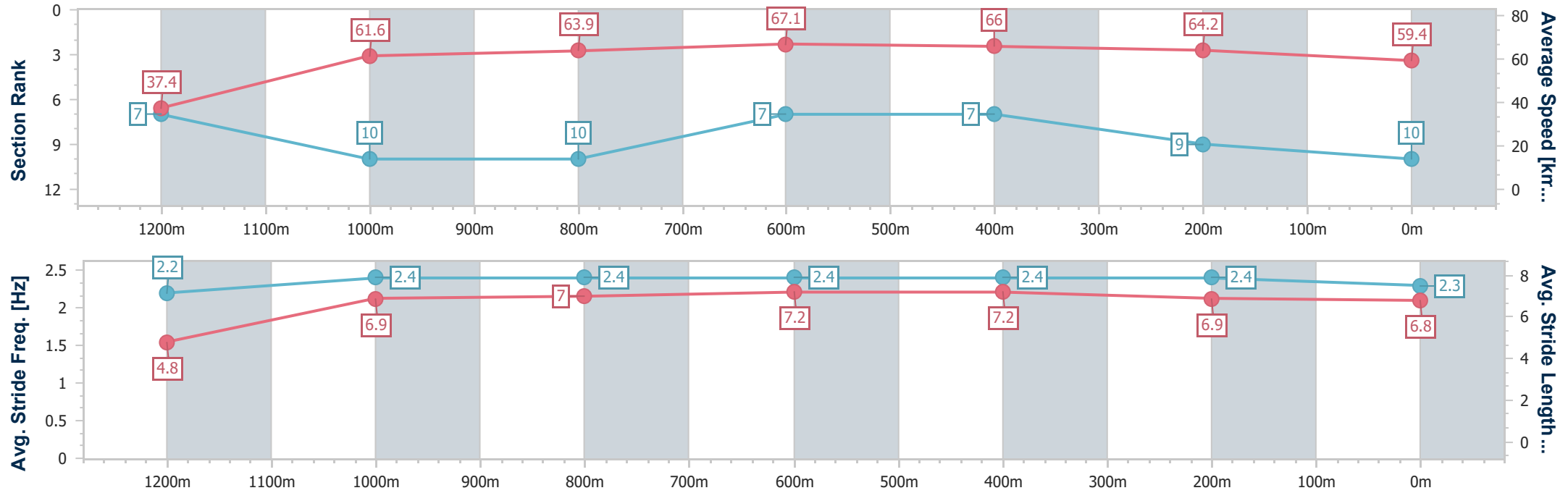


TownsvilleProfessional
Race 7: QUEENSLAND PLASTIC SURGERY LADIES
BRACELET Fillies and Mares Class 6 Handicap - 1300m
19 July 2025 - 15:08



Track Rating: Good 4, Weather: Fine, Rail Position: +3m Entire

Section	Overall	1200m	1000m	800m	600m	400m	200m						
Section Times	1:18.20 [10] (0:09.61)	1:08.59 [7] (0:11.69)	0:56.90 [10] (0:11.45)	0:45.45 [10] (0:10.85)	0:34.60 [7] (0:11.12)	0:23.48 [7] (0:11.34)	0:12.14 [9] (0:12.14)						
Average Speed [km/h]	37.4	61.6	63.9	67.1	66.0	64.2	59.4						
Top Speed [km/h]	61.0	62.7	65.5	68.6	68.4	65.4	62.1						
Avg. Dist. to Rail [m]	7.8	3.3	2.8	2.4	4.0	6.9	8.5						
Avg. Stride Freq. [Hz]	2.2	2.4	2.4	2.4	2.4	2.4	2.3						
Avg. Stride Length [m]	4.8	6.9	7.0	7.2	7.2	6.9	6.8						





Horse/Jockey Name	Bradshaw
Final Rank	11
Fastest Section Time (Section)	0:09.61 (Overall)
Top Speed [km/h] (Section)	68.3 (800m)
Race State	Finished

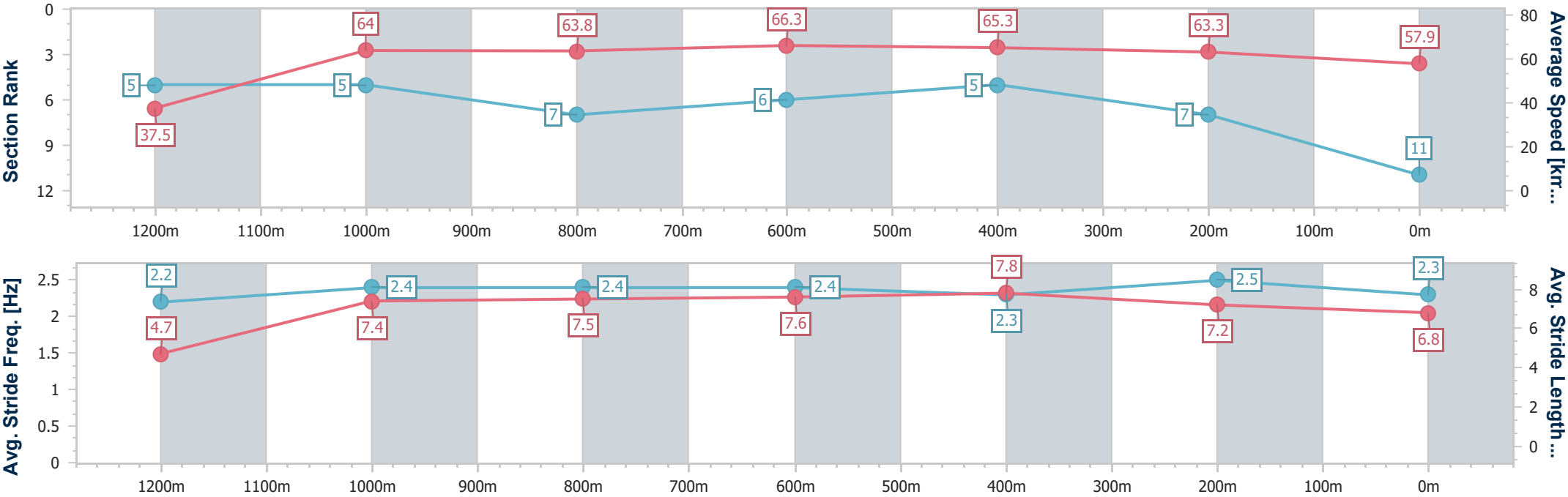


TownsvilleProfessional
Race 7: QUEENSLAND PLASTIC SURGERY LADIES
BRACELET Fillies and Mares Class 6 Handicap - 1300m
19 July 2025 - 15:08



Track Rating: Good 4, Weather: Fine, Rail Position: +3m Entire

Section	Overall	1200m	1000m	800m	600m	400m	200m						
Section Times	1:18.44 [11] (0:09.61)	1:08.83 [5] (0:11.30)	0:57.53 [5] (0:11.52)	0:46.01 [7] (0:11.03)	0:34.98 [6] (0:11.12)	0:23.86 [5] (0:11.43)	0:12.43 [7] (0:12.43)						
Average Speed [km/h]	37.5	64.0	63.8	66.3	65.3	63.3	57.9						
Top Speed [km/h]	63.7	65.8	65.7	68.3	67.2	64.7	60.9						
Avg. Dist. to Rail [m]	10.8	4.4	4.4	3.1	1.7	3.3	6.6						
Avg. Stride Freq. [Hz]	2.2	2.4	2.4	2.4	2.3	2.5	2.3						
Avg. Stride Length [m]	4.7	7.4	7.5	7.6	7.8	7.2	6.8						





Horse/Jockey Name	Principessa
Final Rank	12
Fastest Section Time (Section)	0:09.57 (Overall)
Top Speed [km/h] (Section)	66.2 (800m)
Race State	Finished

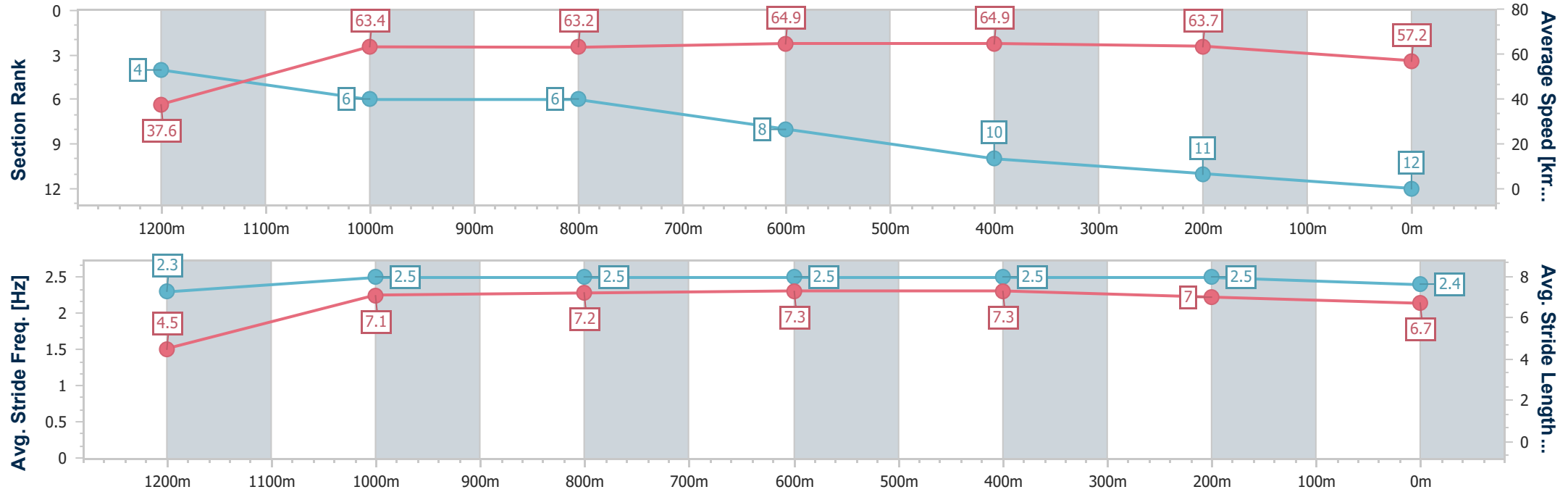


TownsvilleProfessional
Race 7: QUEENSLAND PLASTIC SURGERY LADIES
BRACELET Fillies and Mares Class 6 Handicap - 1300m
19 July 2025 - 15:08



Track Rating: Good 4, Weather: Fine, Rail Position: +3m Entire

Section	Overall	1200m	1000m	800m	600m	400m	200m						
Section Times	1:18.70 [12] (0:09.57)	1:09.13 [4] (0:11.36)	0:57.77 [6] (0:11.46)	0:46.31 [6] (0:11.21)	0:35.10 [8] (0:11.17)	0:23.93 [10] (0:11.33)	0:12.60 [11] (0:12.60)						
Average Speed [km/h]	37.6	63.4	63.2	64.9	64.9	63.7	57.2						
Top Speed [km/h]	63.0	64.1	65.0	66.2	65.6	64.8	63.1						
Avg. Dist. to Rail [m]	6.5	1.0	1.4	2.2	1.7	2.0	4.0						
Avg. Stride Freq. [Hz]	2.3	2.5	2.5	2.5	2.5	2.5	2.4						
Avg. Stride Length [m]	4.5	7.1	7.2	7.3	7.3	7.0	6.7						





TownsvilleProfessional

Race 8: HYGAIN RATINGS BAND 0 - 55 Handicap - 1200m

19 July 2025 - 15:47



Track Rating: Good 4, Weather: Fine, Rail Position: +3m Entire

Section		Overall				1000m	800m	600m	400m	200m	Last 600m		
Field Times		1:10.10				0:56.03	0:45.53	0:34.84	0:23.74	0:12.03	0:34.84		
		(0:14.07)				(0:10.50)	(0:10.69)	(0:11.10)	(0:11.71)	(0:12.03)			
Rank	TAB	Horse/Jockey	Barrier	Top Speed [km/h]	Fastest Section						Margin	Distance Travelled [m]	
1	2	BIG DEMEANOR	7	69.6	0:10.57	1:10.10 [1]	0:55.33 [7]	0:44.47 [7]	0:33.90 [7]	0:23.17 [7]	0:12.02 [2]	1:10.10	0:33.90
		Ryan Wiggins		800m	800m	(0:14.77)	(0:10.86)	(0:10.57)	(0:10.73)	(0:11.15)	(0:12.02)		
2	5	BUBBLES'N'FROTH	13	69.8	0:10.59	1:10.53 [2]	0:55.89 [6]	0:45.30 [6]	0:34.70 [5]	0:23.67 [6]	0:11.95 [7]	2.5L	0:34.70 -2
		Wanderson D'Avila		1000m	1000m	(0:14.64)	(0:10.59)	(0:10.60)	(0:11.03)	(0:11.72)	(0:11.95)		
3	7	HIT SNOOZE	1	70.1	0:10.50	1:10.63 [3]	0:56.56 [1]	0:46.06 [1]	0:35.37 [1]	0:24.27 [1]	0:12.56 [1]	3.1L	0:35.37 -4
		Nikki Olzard		1000m	1000m	(0:14.07)	(0:10.50)	(0:10.69)	(0:11.10)	(0:11.71)	(0:12.56)		
4	9	BRING ME TO LIFE	12	69.2	0:10.71	1:10.73 [4]	0:56.60 [2]	0:45.89 [3]	0:35.01 [4]	0:23.94 [4]	0:12.34 [4]	3.67L	0:35.01 +1
		Amanda Thomson		1000m	1000m	(0:14.13)	(0:10.71)	(0:10.88)	(0:11.07)	(0:11.60)	(0:12.34)		
5	11	ZORAYDAH	11	68.9	0:10.72	1:10.73 [5]	0:55.72 [11]	0:44.58 [11]	0:33.86 [11]	0:22.89 [12]	0:11.79 [12]	3.71L	0:33.86 -1
		Adam Sewell		800m	800m	(0:15.01)	(0:11.14)	(0:10.72)	(0:10.97)	(0:11.10)	(0:11.79)		
6	4	HE GOES BOOM	9	69.5	0:10.61	1:10.77 [6]	0:55.87 [9]	0:44.78 [9]	0:34.17 [8]	0:23.48 [8]	0:12.17 [8]	3.92L	0:34.17 +1
		Ivo Fry		800m	800m	(0:14.90)	(0:11.09)	(0:10.61)	(0:10.69)	(0:11.31)	(0:12.17)		
7	10	LET'S RIDE	4	68.3	0:10.73	1:10.82 [7]	0:55.87 [10]	0:44.76 [10]	0:34.03 [10]	0:23.23 [9]	0:12.06 [9]	4.24L	0:34.03 -4
		Liv O'Donnell		800m	800m	(0:14.95)	(0:11.11)	(0:10.73)	(0:10.80)	(0:11.17)	(0:12.06)		
8	8	ROARING SUCCESS	6	68.5	0:10.71	1:10.92 [8]	0:55.77 [12]	0:44.52 [13]	0:33.77 [13]	0:23.06 [13]	0:12.02 [10]	4.82L	0:33.77 -4
		Ashley Butler		600m	600m	(0:15.15)	(0:11.25)	(0:10.75)	(0:10.71)	(0:11.04)	(0:12.02)		
9	12	JUST FOR PLEASURE	2	70.9	0:10.49	1:11.04 [9]	0:56.74 [4]	0:46.25 [2]	0:35.37 [3]	0:24.33 [3]	0:12.67 [3]	5.54L	0:35.37 -3
		Nathan Thomas		1000m	1000m	(0:14.30)	(0:10.49)	(0:10.88)	(0:11.04)	(0:11.66)	(0:12.67)		
10	14	FAITH OVER FEAR	14	74.4	0:10.56	1:11.08 [10]	0:55.91 [13]	0:44.71 [12]	0:34.15 [12]	0:23.43 [10]	0:12.14 [11]	5.76L	0:34.15 +11
		Olivia Kendal		800m	800m	(0:15.17)	(0:11.20)	(0:10.56)	(0:10.72)	(0:11.29)	(0:12.14)		

Scratched: Determination (#1)

Report Created: Sat 19 July 2025 16:37 GMT+10

(Note: Timing is based on position data)

Page 1/15

[] Ranking at each section and finish
-:-:- No data available at this section
NA No data available

SCN Saddle cloth number
DNF Did not finish
DNT Did not track

data processed by  TRIPLESDATA



Townsville Professional

Race 8: HYGAIN RATINGS BAND 0 - 55 Handicap - 1200m

19 July 2025 - 15:47



Track Rating: Good 4, Weather: Fine, Rail Position: +3m Entire

Section					Overall	1000m	800m	600m	400m	200m	Last 600m			
Field Times					1:10.10 (0:14.07)	0:56.03 (0:10.50)	0:45.53 (0:10.69)	0:34.84 (0:11.10)	0:23.74 (0:11.71)	0:12.03 (0:12.03)	0:34.84			
Rank	TAB	Horse/Jockey	Barrier	Top Speed [km/h]	Fastest Section							Margin	Distance Travelled [m]	
11	3	DESERT MOON	3	69.4	0:10.58	1:11.66 [11]	0:57.13 [5]	0:46.55 [5]	0:35.76 [6]	0:24.81 [5]	0:13.09 [6]	9.16L	0:35.76	-3
		Jackson Murphy		1000m	1000m	(0:14.53)	(0:10.58)	(0:10.79)	(0:10.95)	(0:11.72)	(0:13.09)			
12	13	MYSTERIOUS BAY	5	67.2	0:10.81	1:11.75 [12]	0:56.95 [8]	0:45.89 [8]	0:35.08 [9]	0:23.92 [11]	0:12.47 [13]	9.67L	0:35.08	-3
		Gabrielle Semmens		800m	800m	(0:14.80)	(0:11.06)	(0:10.81)	(0:11.16)	(0:11.45)	(0:12.47)			
13	6	VAGABOND PRINCE	8	70.0	0:10.57	1:11.99 [13]	0:57.72 [3]	0:46.92 [4]	0:36.35 [2]	0:25.41 [2]	0:13.42 [5]	11.09L	0:36.35	-1
		Graham Kliese		800m	800m	(0:14.27)	(0:10.80)	(0:10.57)	(0:10.94)	(0:11.99)	(0:13.42)			

Scratched: Determination (#1)



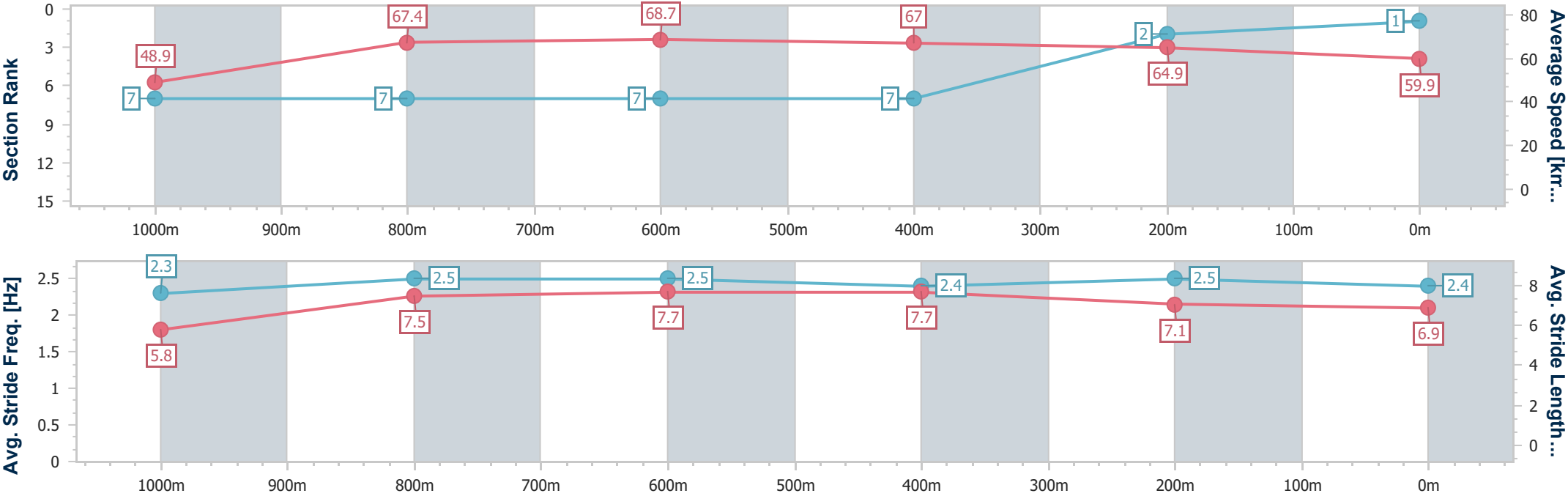
Horse/Jockey Name	Big Demeanor
Final Rank	1
Fastest Section Time (Section)	0:10.57 (800m)
Top Speed [km/h] (Section)	69.6 (800m)
Race State	Finished



TownsvilleProfessional
Race 8: HYGAIN RATINGS BAND 0 - 55 Handicap - 1200m
19 July 2025 - 15:47
Track Rating: Good 4, Weather: Fine, Rail Position: +3m Entire



Section	Overall	1000m	800m	600m	400m	200m							
Section Times	1:10.10 [1] (0:14.77)	0:55.33 [7] (0:10.86)	0:44.47 [7] (0:10.57)	0:33.90 [7] (0:10.73)	0:23.17 [7] (0:11.15)	0:12.02 [2] (0:12.02)							
Average Speed [km/h]	48.9	67.4	68.7	67.0	64.9	59.9							
Top Speed [km/h]	65.9	69.4	69.6	68.7	66.6	64.4							
Avg. Dist. to Rail [m]	5.6	3.5	1.7	0.5	3.8	2.3							
Avg. Stride Freq. [Hz]	2.3	2.5	2.5	2.4	2.5	2.4							
Avg. Stride Length [m]	5.8	7.5	7.7	7.7	7.1	6.9							





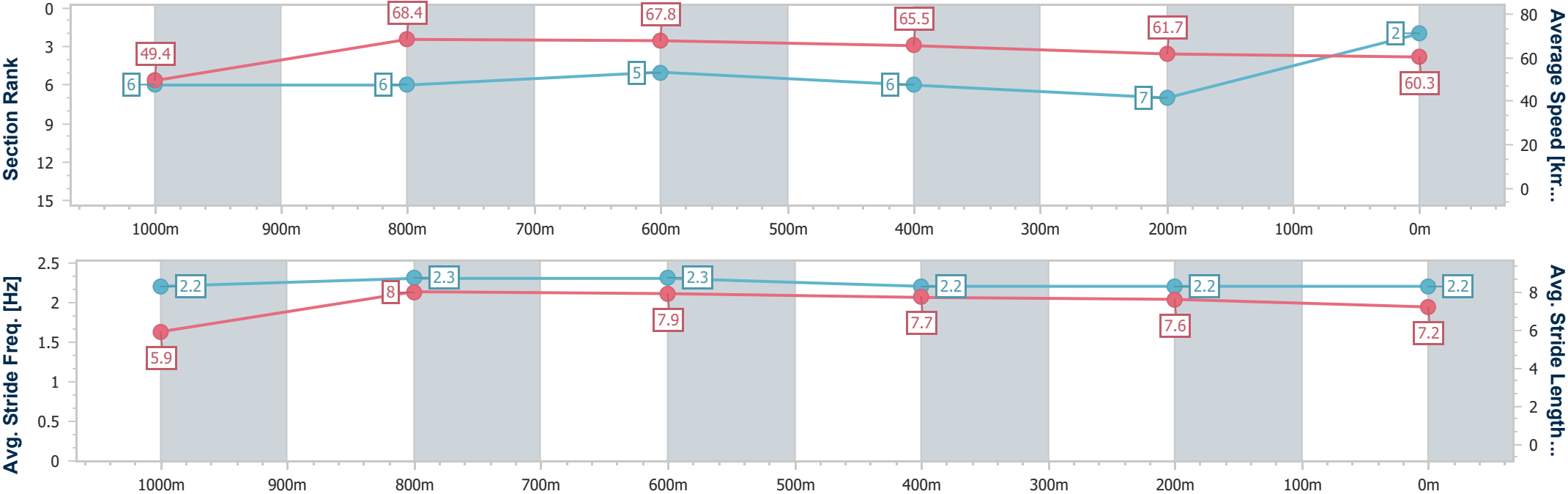
Horse/Jockey Name	Bubbles'n'froth
Final Rank	2
Fastest Section Time (Section)	0:10.59 (1000m)
Top Speed [km/h] (Section)	69.8 (1000m)
Race State	Finished



TownsvilleProfessional
Race 8: HYGAIN RATINGS BAND 0 - 55 Handicap - 1200m
19 July 2025 - 15:47
Track Rating: Good 4, Weather: Fine, Rail Position: +3m Entire



Section	Overall	1000m	800m	600m	400m	200m							
Section Times	1:10.53 [2] (0:14.64)	0:55.89 [6] (0:10.59)	0:45.30 [6] (0:10.60)	0:34.70 [5] (0:11.03)	0:23.67 [6] (0:11.72)	0:11.95 [7] (0:11.95)							
Average Speed [km/h]	49.4	68.4	67.8	65.5	61.7	60.3							
Top Speed [km/h]	66.9	69.8	69.2	67.1	63.7	61.1							
Avg. Dist. to Rail [m]	8.4	1.5	0.2	0.5	3.0	4.2							
Avg. Stride Freq. [Hz]	2.2	2.3	2.3	2.2	2.2	2.2							
Avg. Stride Length [m]	5.9	8.0	7.9	7.7	7.6	7.2							





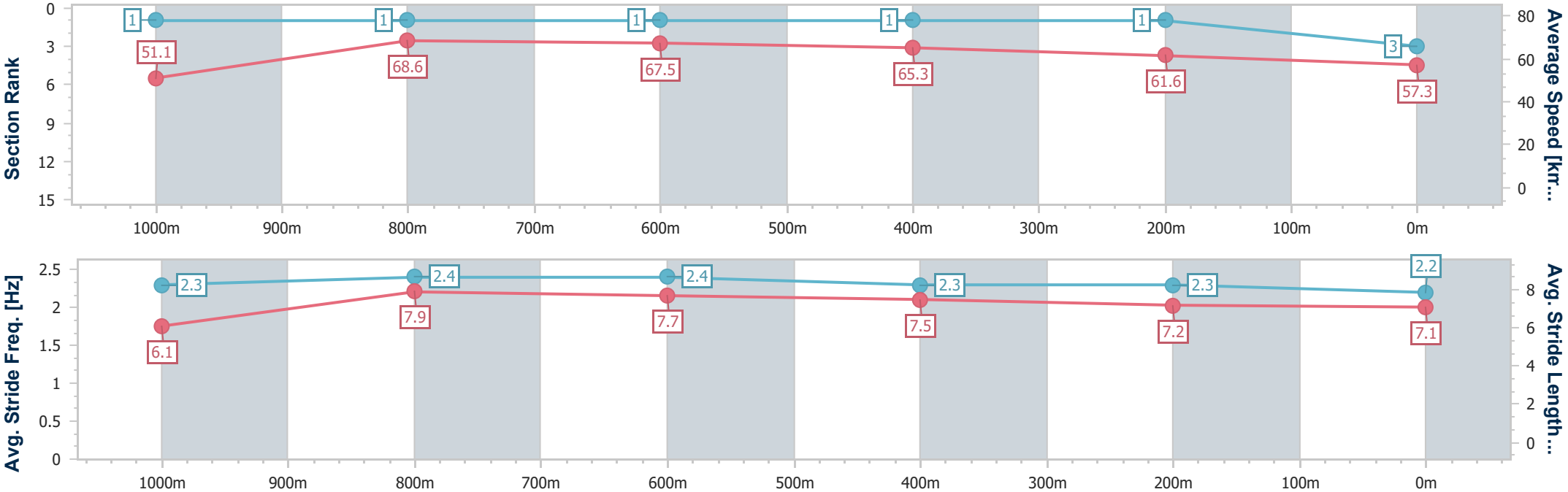
Horse/Jockey Name	Hit Snooze
Final Rank	3
Fastest Section Time (Section)	0:10.50 (1000m)
Top Speed [km/h] (Section)	70.1 (1000m)
Race State	Finished



TownsvilleProfessional
Race 8: HYGAIN RATINGS BAND 0 - 55 Handicap - 1200m
19 July 2025 - 15:47
Track Rating: Good 4, Weather: Fine, Rail Position: +3m Entire



Section	Overall	1000m	800m	600m	400m	200m								
Section Times	1:10.63 [3] (0:14.07)	0:56.56 [1] (0:10.50)	0:46.06 [1] (0:10.69)	0:35.37 [1] (0:11.10)	0:24.27 [1] (0:11.71)	0:12.56 [1] (0:12.56)								
Average Speed [km/h]	51.1	68.6	67.5	65.3	61.6	57.3								
Top Speed [km/h]	68.7	70.1	69.4	66.9	63.8	59.6								
Avg. Dist. to Rail [m]	1.5	0.6	0.8	1.1	1.3	1.3								
Avg. Stride Freq. [Hz]	2.3	2.4	2.4	2.3	2.3	2.2								
Avg. Stride Length [m]	6.1	7.9	7.7	7.5	7.2	7.1								





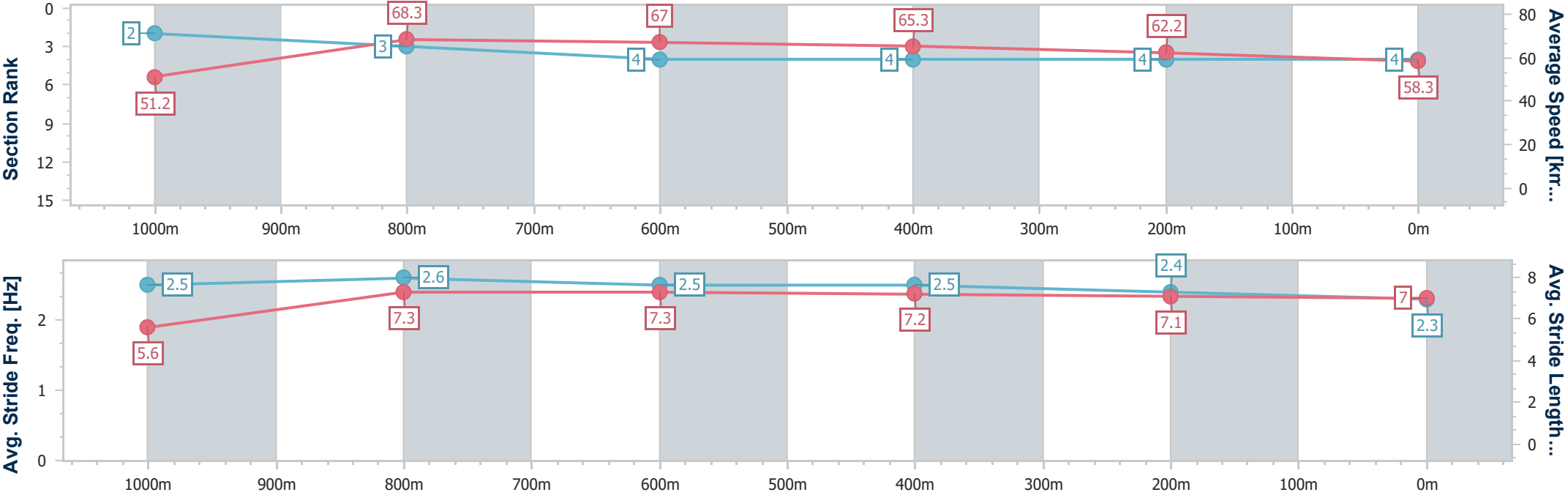
Horse/Jockey Name	Bring Me To Life
Final Rank	4
Fastest Section Time (Section)	0:10.71 (1000m)
Top Speed [km/h] (Section)	69.2 (1000m)
Race State	Finished



TownsvilleProfessional
Race 8: HYGAIN RATINGS BAND 0 - 55 Handicap - 1200m
19 July 2025 - 15:47
Track Rating: Good 4, Weather: Fine, Rail Position: +3m Entire



Section	Overall	1000m	800m	600m	400m	200m							
Section Times	1:10.73 [4] (0:14.13)	0:56.60 [2] (0:10.71)	0:45.89 [3] (0:10.88)	0:35.01 [4] (0:11.07)	0:23.94 [4] (0:11.60)	0:12.34 [4] (0:12.34)							
Average Speed [km/h]	51.2	68.3	67.0	65.3	62.2	58.3							
Top Speed [km/h]	68.2	69.2	68.9	66.4	63.4	61.2							
Avg. Dist. to Rail [m]	8.8	3.3	2.6	0.9	1.5	1.6							
Avg. Stride Freq. [Hz]	2.5	2.6	2.5	2.5	2.4	2.3							
Avg. Stride Length [m]	5.6	7.3	7.3	7.2	7.1	7.0							





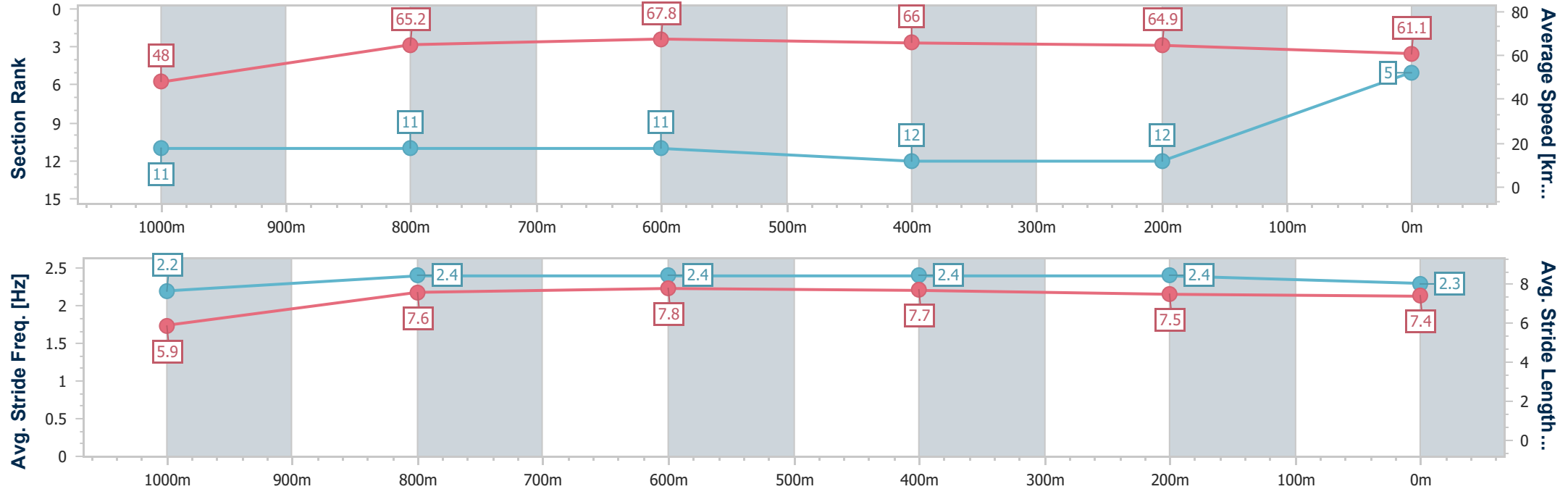
Horse/Jockey Name	Zoraydah
Final Rank	5
Fastest Section Time (Section)	0:10.72 (800m)
Top Speed [km/h] (Section)	68.9 (800m)
Race State	Finished



TownsvilleProfessional
Race 8: HYGAIN RATINGS BAND 0 - 55 Handicap - 1200m
19 July 2025 - 15:47
Track Rating: Good 4, Weather: Fine, Rail Position: +3m Entire



Section	Overall	1000m	800m	600m	400m	200m							
Section Times	1:10.73 [5] (0:15.01)	0:55.72 [11] (0:11.14)	0:44.58 [11] (0:10.72)	0:33.86 [11] (0:10.97)	0:22.89 [12] (0:11.10)	0:11.79 [12] (0:11.79)							
Average Speed [km/h]	48.0	65.2	67.8	66.0	64.9	61.1							
Top Speed [km/h]	65.4	68.0	68.9	68.6	66.0	64.7							
Avg. Dist. to Rail [m]	4.7	1.7	2.1	1.1	1.6	4.4							
Avg. Stride Freq. [Hz]	2.2	2.4	2.4	2.4	2.4	2.3							
Avg. Stride Length [m]	5.9	7.6	7.8	7.7	7.5	7.4							





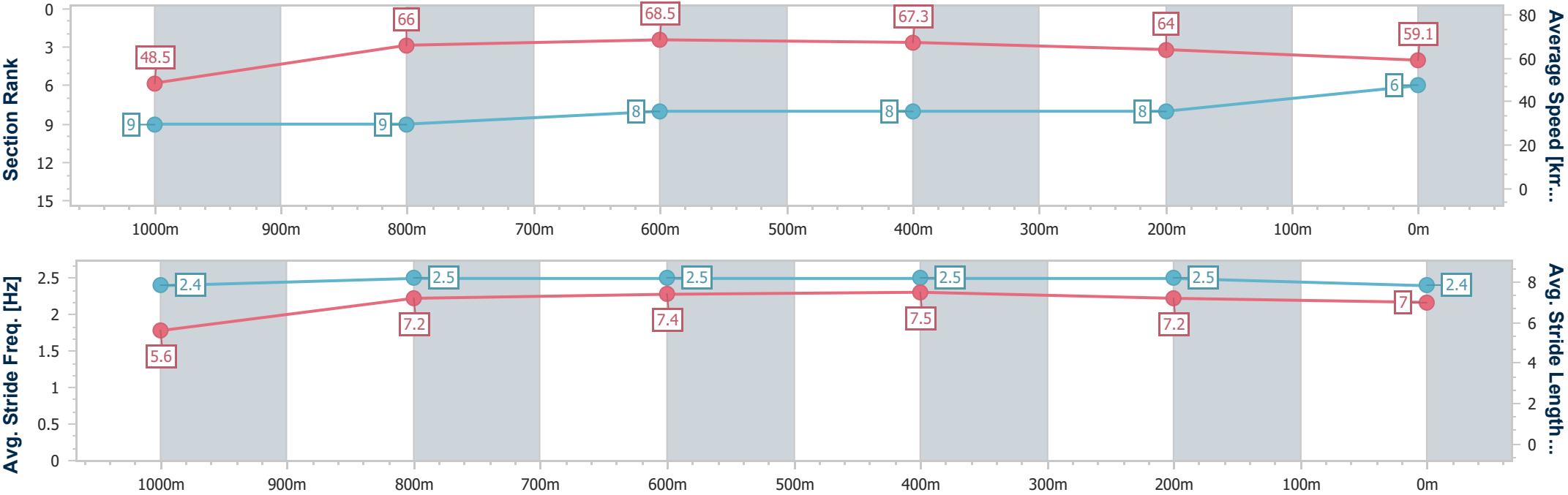
Horse/Jockey Name	He Goes Boom
Final Rank	6
Fastest Section Time (Section)	0:10.61 (800m)
Top Speed [km/h] (Section)	69.5 (800m)
Race State	Finished



TownsvilleProfessional
Race 8: HYGAIN RATINGS BAND 0 - 55 Handicap - 1200m
19 July 2025 - 15:47
Track Rating: Good 4, Weather: Fine, Rail Position: +3m Entire



Section	Overall	1000m	800m	600m	400m	200m							
Section Times	1:10.77 [6] (0:14.90)	0:55.87 [9] (0:11.09)	0:44.78 [9] (0:10.61)	0:34.17 [8] (0:10.69)	0:23.48 [8] (0:11.31)	0:12.17 [8] (0:12.17)							
Average Speed [km/h]	48.5	66.0	68.5	67.3	64.0	59.1							
Top Speed [km/h]	63.0	68.2	69.5	68.1	66.5	62.3							
Avg. Dist. to Rail [m]	6.8	3.5	1.8	0.5	4.6	7.2							
Avg. Stride Freq. [Hz]	2.4	2.5	2.5	2.5	2.5	2.4							
Avg. Stride Length [m]	5.6	7.2	7.4	7.5	7.2	7.0							





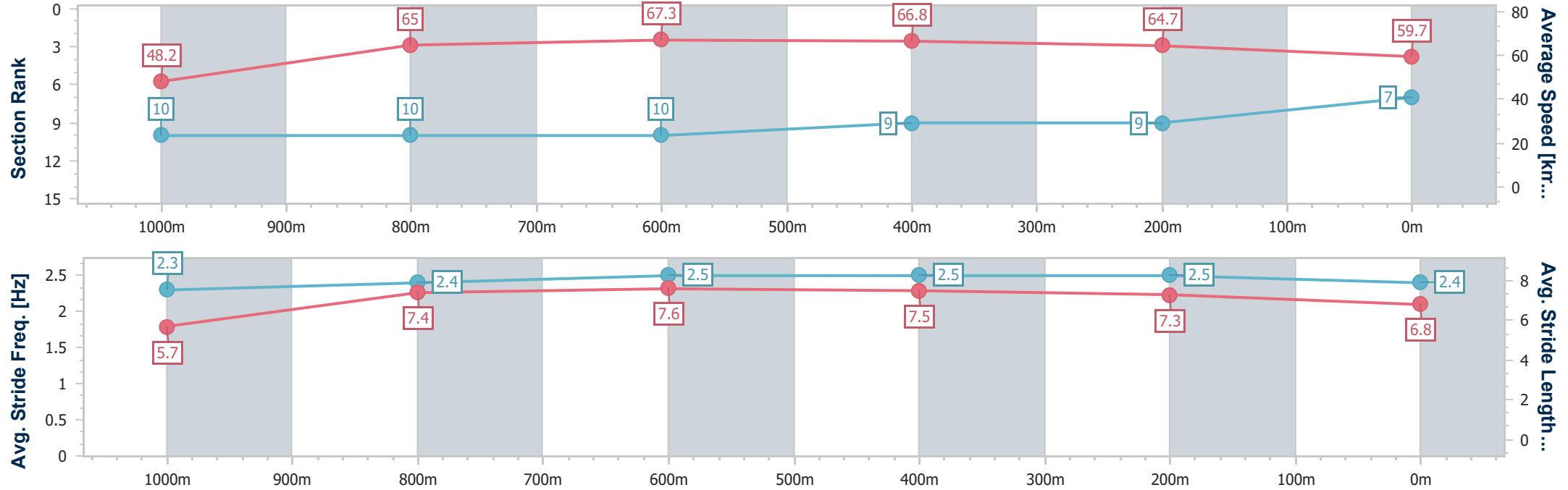
Horse/Jockey Name	Let's Ride
Final Rank	7
Fastest Section Time (Section)	0:10.73 (800m)
Top Speed [km/h] (Section)	68.3 (800m)
Race State	Finished



TownsvilleProfessional
Race 8: HYGAIN RATINGS BAND 0 - 55 Handicap - 1200m
19 July 2025 - 15:47
Track Rating: Good 4, Weather: Fine, Rail Position: +3m Entire



Section	Overall	1000m	800m	600m	400m	200m							
Section Times	1:10.82 [7] (0:14.95)	0:55.87 [10] (0:11.11)	0:44.76 [10] (0:10.73)	0:34.03 [10] (0:10.80)	0:23.23 [9] (0:11.17)	0:12.06 [9] (0:12.06)							
Average Speed [km/h]	48.2	65.0	67.3	66.8	64.7	59.7							
Top Speed [km/h]	64.3	66.3	68.3	67.8	66.3	62.3							
Avg. Dist. to Rail [m]	3.6	0.8	0.4	0.6	2.7	6.9							
Avg. Stride Freq. [Hz]	2.3	2.4	2.5	2.5	2.5	2.4							
Avg. Stride Length [m]	5.7	7.4	7.6	7.5	7.3	6.8							





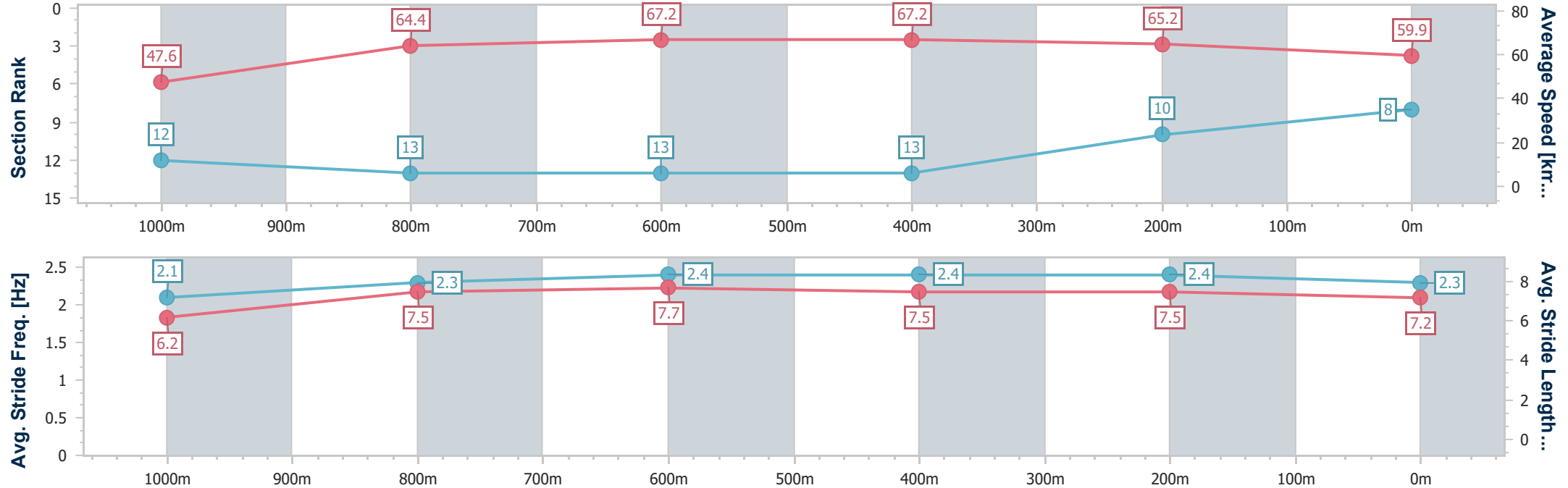
Horse/Jockey Name	Roaring Success
Final Rank	8
Fastest Section Time (Section)	0:10.71 (600m)
Top Speed [km/h] (Section)	68.5 (600m)
Race State	Finished



TownsvilleProfessional
Race 8: HYGAIN RATINGS BAND 0 - 55 Handicap - 1200m
19 July 2025 - 15:47
Track Rating: Good 4, Weather: Fine, Rail Position: +3m Entire



Section	Overall	1000m	800m	600m	400m	200m							
Section Times	1:10.92 [8] (0:15.15)	0:55.77 [12] (0:11.25)	0:44.52 [13] (0:10.75)	0:33.77 [13] (0:10.71)	0:23.06 [13] (0:11.04)	0:12.02 [10] (0:12.02)							
Average Speed [km/h]	47.6	64.4	67.2	67.2	65.2	59.9							
Top Speed [km/h]	63.5	65.9	67.7	68.5	66.6	64.3							
Avg. Dist. to Rail [m]	4.3	1.1	0.8	0.6	1.6	0.6							
Avg. Stride Freq. [Hz]	2.1	2.3	2.4	2.4	2.4	2.3							
Avg. Stride Length [m]	6.2	7.5	7.7	7.5	7.5	7.2							





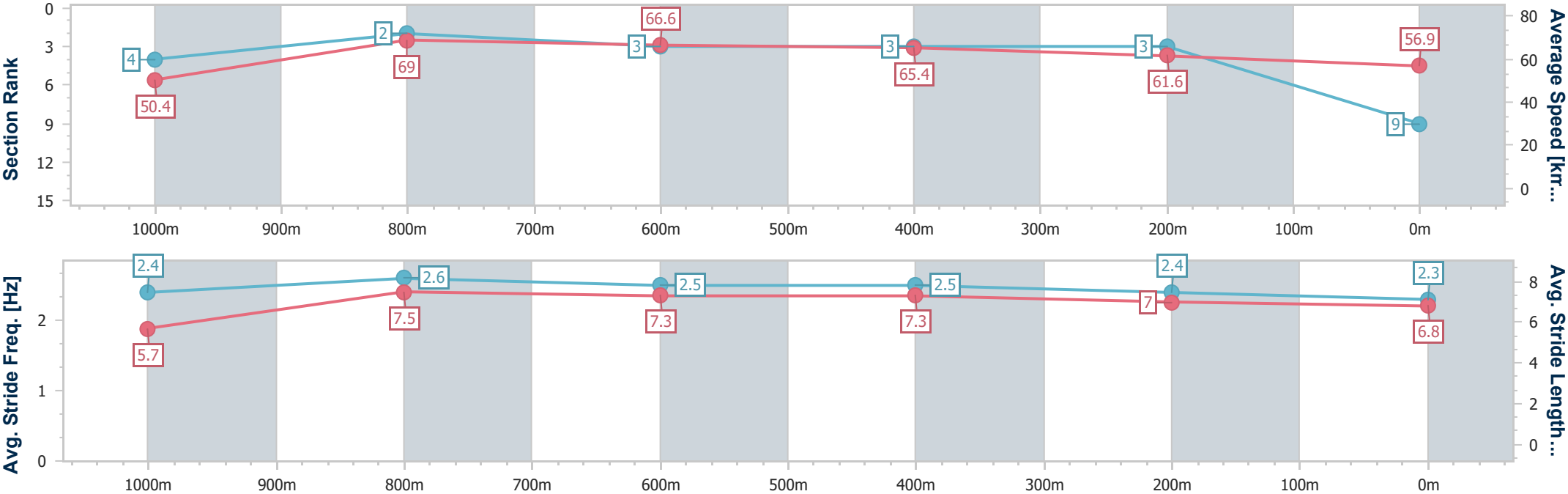
Horse/Jockey Name	Just For Pleasure
Final Rank	9
Fastest Section Time (Section)	0:10.49 (1000m)
Top Speed [km/h] (Section)	70.9 (1000m)
Race State	Finished



TownsvilleProfessional
Race 8: HYGAIN RATINGS BAND 0 - 55 Handicap - 1200m
19 July 2025 - 15:47
Track Rating: Good 4, Weather: Fine, Rail Position: +3m Entire



Section	Overall	1000m	800m	600m	400m	200m							
Section Times	1:11.04 [9] (0:14.30)	0:56.74 [4] (0:10.49)	0:46.25 [2] (0:10.88)	0:35.37 [3] (0:11.04)	0:24.33 [3] (0:11.66)	0:12.67 [3] (0:12.67)							
Average Speed [km/h]	50.4	69.0	66.6	65.4	61.6	56.9							
Top Speed [km/h]	66.9	70.9	69.8	66.7	64.6	59.8							
Avg. Dist. to Rail [m]	2.4	1.3	1.4	0.8	1.0	0.6							
Avg. Stride Freq. [Hz]	2.4	2.6	2.5	2.5	2.4	2.3							
Avg. Stride Length [m]	5.7	7.5	7.3	7.3	7.0	6.8							





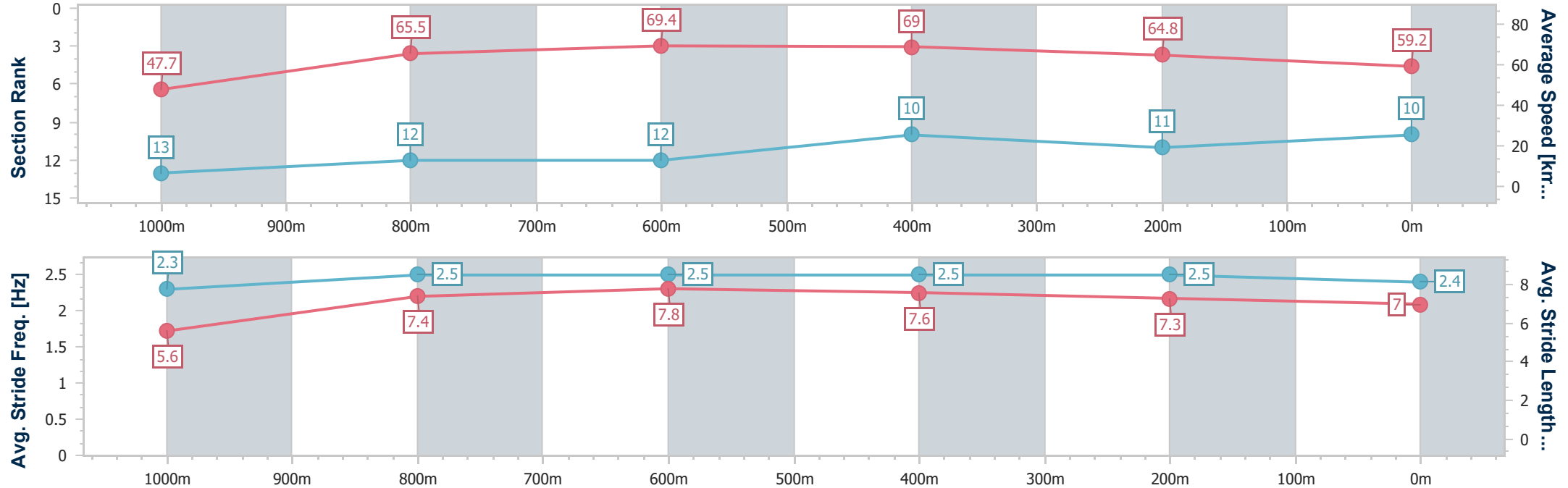
Horse/Jockey Name	Faith Over Fear
Final Rank	10
Fastest Section Time (Section)	0:10.56 (800m)
Top Speed [km/h] (Section)	74.4 (800m)
Race State	Finished



TownsvilleProfessional
Race 8: HYGAIN RATINGS BAND 0 - 55 Handicap - 1200m
19 July 2025 - 15:47
Track Rating: Good 4, Weather: Fine, Rail Position: +3m Entire



Section	Overall	1000m	800m	600m	400m	200m							
Section Times	1:11.08 [10] (0:15.17)	0:55.91 [13] (0:11.20)	0:44.71 [12] (0:10.56)	0:34.15 [12] (0:10.72)	0:23.43 [10] (0:11.29)	0:12.14 [11] (0:12.14)							
Average Speed [km/h]	47.7	65.5	69.4	69.0	64.8	59.2							
Top Speed [km/h]	65.5	68.7	74.4	71.0	66.8	61.8							
Avg. Dist. to Rail [m]	8.4	4.2	3.9	5.3	8.6	9.2							
Avg. Stride Freq. [Hz]	2.3	2.5	2.5	2.5	2.5	2.4							
Avg. Stride Length [m]	5.6	7.4	7.8	7.6	7.3	7.0							





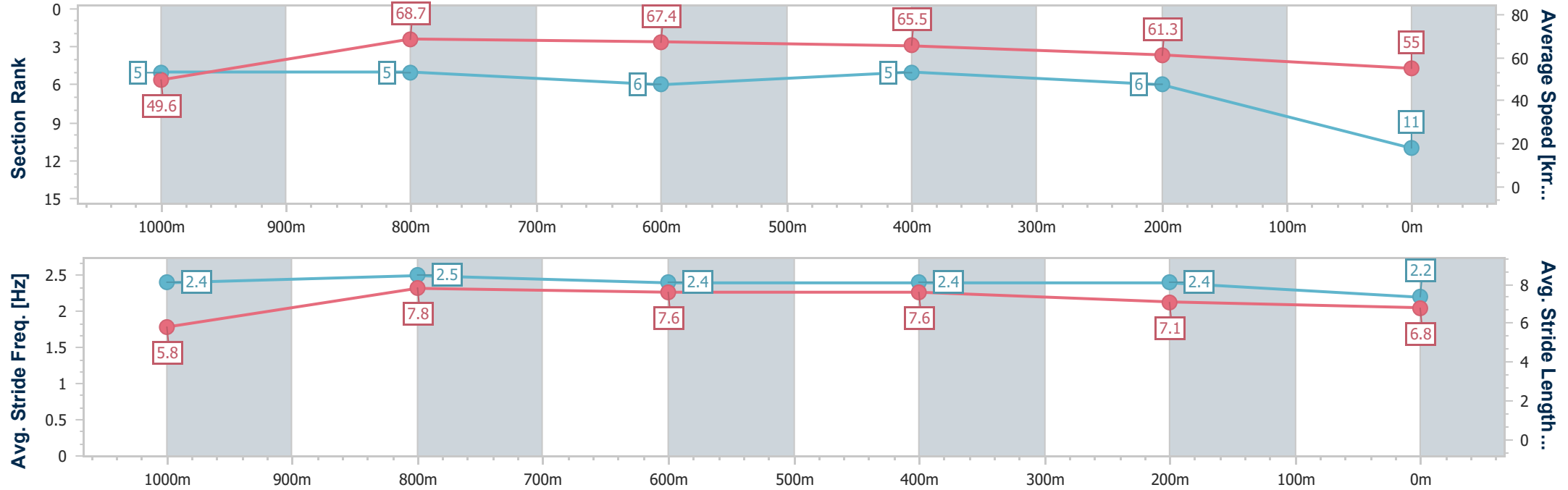
Horse/Jockey Name	Desert Moon
Final Rank	11
Fastest Section Time (Section)	0:10.58 (1000m)
Top Speed [km/h] (Section)	69.4 (1000m)
Race State	Finished



TownsvilleProfessional
Race 8: HYGAIN RATINGS BAND 0 - 55 Handicap - 1200m
19 July 2025 - 15:47
Track Rating: Good 4, Weather: Fine, Rail Position: +3m Entire



Section	Overall	1000m	800m	600m	400m	200m							
Section Times	1:11.66 [11] (0:14.53)	0:57.13 [5] (0:10.58)	0:46.55 [5] (0:10.79)	0:35.76 [6] (0:10.95)	0:24.81 [5] (0:11.72)	0:13.09 [6] (0:13.09)							
Average Speed [km/h]	49.6	68.7	67.4	65.5	61.3	55.0							
Top Speed [km/h]	67.5	69.4	68.7	68.8	63.1	59.4							
Avg. Dist. to Rail [m]	3.7	1.9	2.0	1.0	0.7	0.5							
Avg. Stride Freq. [Hz]	2.4	2.5	2.4	2.4	2.4	2.2							
Avg. Stride Length [m]	5.8	7.8	7.6	7.6	7.1	6.8							





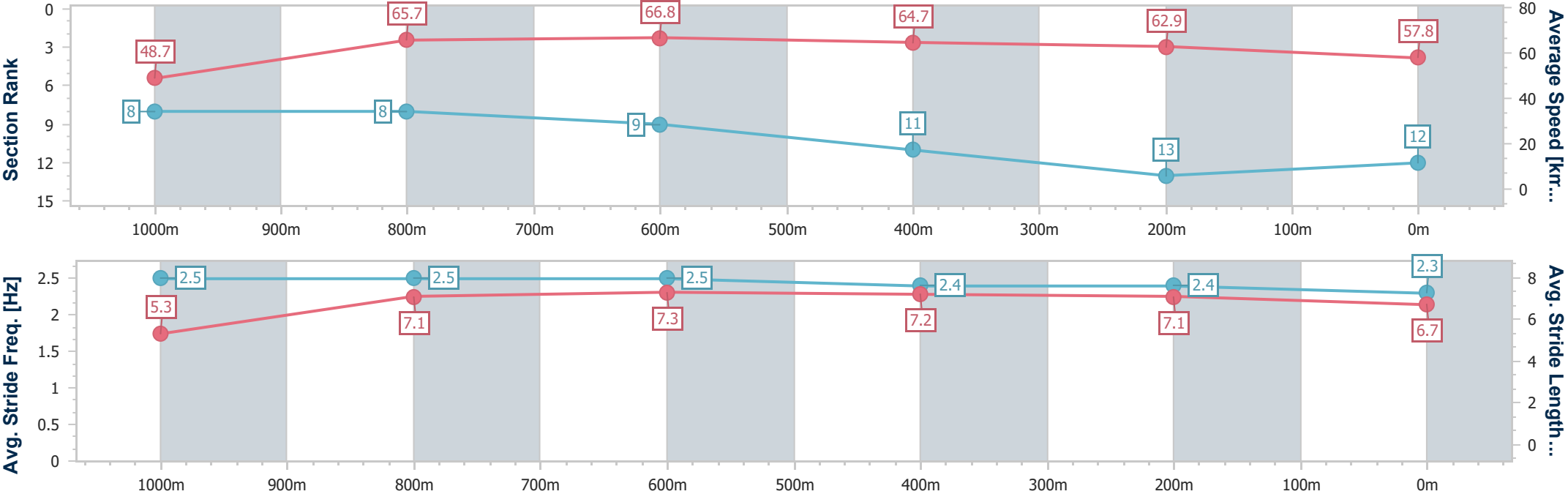
Horse/Jockey Name	Mysterious Bay
Final Rank	12
Fastest Section Time (Section)	0:10.81 (800m)
Top Speed [km/h] (Section)	67.2 (800m)
Race State	Finished



TownsvilleProfessional
Race 8: HYGAIN RATINGS BAND 0 - 55 Handicap - 1200m
19 July 2025 - 15:47
Track Rating: Good 4, Weather: Fine, Rail Position: +3m Entire



Section	Overall	1000m	800m	600m	400m	200m							
Section Times	1:11.75 [12] (0:14.80)	0:56.95 [8] (0:11.06)	0:45.89 [8] (0:10.81)	0:35.08 [9] (0:11.16)	0:23.92 [11] (0:11.45)	0:12.47 [13] (0:12.47)							
Average Speed [km/h]	48.7	65.7	66.8	64.7	62.9	57.8							
Top Speed [km/h]	63.2	67.1	67.2	66.2	65.2	60.9							
Avg. Dist. to Rail [m]	4.8	1.8	0.7	0.5	1.9	2.3							
Avg. Stride Freq. [Hz]	2.5	2.5	2.5	2.4	2.4	2.3							
Avg. Stride Length [m]	5.3	7.1	7.3	7.2	7.1	6.7							





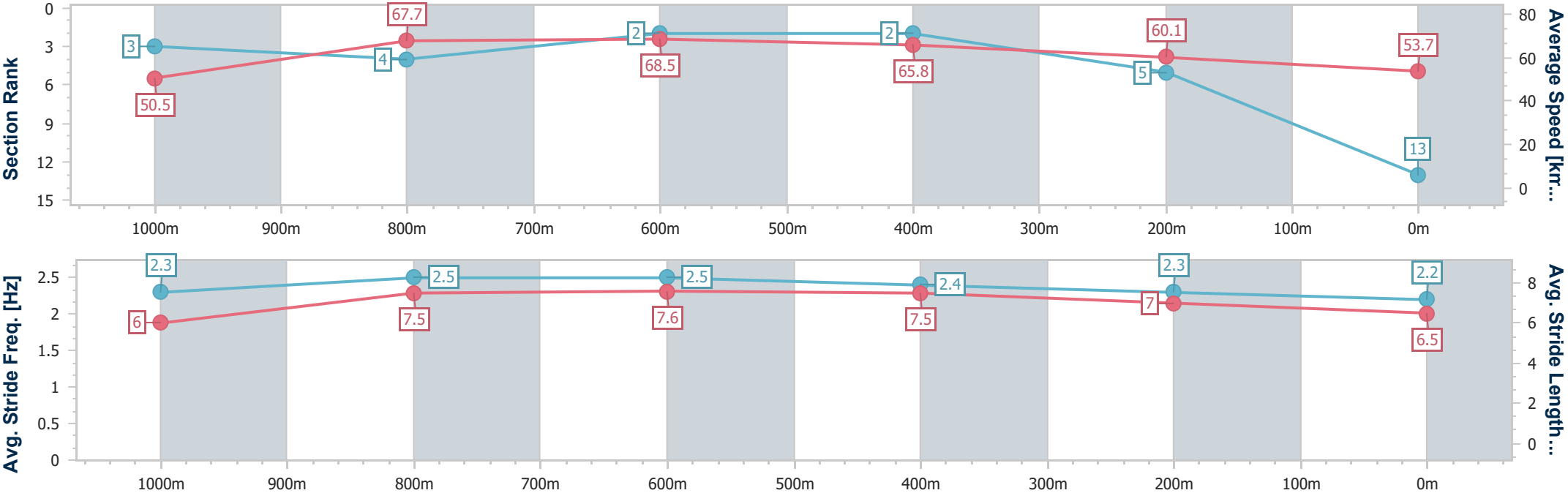
Horse/Jockey Name	Vagabond Prince
Final Rank	13
Fastest Section Time (Section)	0:10.57 (800m)
Top Speed [km/h] (Section)	70.0 (800m)
Race State	Finished



TownsvilleProfessional
Race 8: HYGAIN RATINGS BAND 0 - 55 Handicap - 1200m
19 July 2025 - 15:47
Track Rating: Good 4, Weather: Fine, Rail Position: +3m Entire



Section	Overall	1000m	800m	600m	400m	200m							
Section Times	1:11.99 [13] (0:14.27)	0:57.72 [3] (0:10.80)	0:46.92 [4] (0:10.57)	0:36.35 [2] (0:10.94)	0:25.41 [2] (0:11.99)	0:13.42 [5] (0:13.42)							
Average Speed [km/h]	50.5	67.7	68.5	65.8	60.1	53.7							
Top Speed [km/h]	67.5	69.1	70.0	67.5	64.0	57.0							
Avg. Dist. to Rail [m]	5.5	3.1	1.5	0.4	1.2	2.4							
Avg. Stride Freq. [Hz]	2.3	2.5	2.5	2.4	2.3	2.2							
Avg. Stride Length [m]	6.0	7.5	7.6	7.5	7.0	6.5							





TownsvilleProfessional

Race 9: CHAIRMAN'S SPRINT OPEN Handicap - 1200m

19 July 2025 - 16:22



Track Rating: Good 4, Weather: Fine, Rail Position: +3m Entire

Section		Overall				1000m	800m	600m	400m	200m	Last 600m		
Field Times		1:09.68 (0:14.30)				0:55.38 (0:11.12)	0:44.26 (0:11.16)	0:33.10 (0:11.00)	0:22.10 (0:10.81)	0:11.29 (0:11.29)	0:33.10		
Rank	TAB	Horse/Jockey	Barrier	Top Speed [km/h]	Fastest Section						Margin	Distance Travelled [m]	
1	4	HELLISH	4	67.5	0:10.81	1:09.68 [1]	0:55.38 [1]	0:44.26 [1]	0:33.10 [1]	0:22.10 [1]	0:11.29 [1]	1:09.68	0:33.10
		Aidan Holt		400m	400m	(0:14.30)	(0:11.12)	(0:11.16)	(0:11.00)	(0:10.81)	(0:11.29)		
2	10	TURBEAU	9	67.6	0:10.83	1:09.97 [2]	0:55.26 [5]	0:44.05 [6]	0:32.95 [6]	0:22.04 [5]	0:11.21 [4]	1.71L	0:32.95 +5
		Nathan Thomas		800m	400m	(0:14.71)	(0:11.21)	(0:11.10)	(0:10.91)	(0:10.83)	(0:11.21)		
3	7	HE'S XCEPTIONAL	8	68.3	0:10.69	1:09.98 [3]	0:55.54 [3]	0:44.28 [3]	0:33.10 [3]	0:22.16 [3]	0:11.47 [2]	1.78L	0:33.10 +9
		Leah Martyn		400m	400m	(0:14.44)	(0:11.26)	(0:11.18)	(0:10.94)	(0:10.69)	(0:11.47)		
4	1	SPEED LEGEND	14	68.7	0:10.69	1:10.16 [4]	0:54.70 [14]	0:43.66 [14]	0:32.62 [14]	0:21.60 [12]	0:10.91 [12]	2.79L	0:32.62 +7
		Ryan Wiggins		400m	400m	(0:15.46)	(0:11.04)	(0:11.04)	(0:11.02)	(0:10.69)	(0:10.91)		
5	3	NORTHERN EXPRESS	5	66.7	0:11.01	1:10.28 [5]	0:55.94 [2]	0:44.78 [2]	0:33.57 [2]	0:22.55 [2]	0:11.54 [3]	3.55L	0:33.57 +4
		Ashley Butler		600m	400m	(0:14.34)	(0:11.16)	(0:11.21)	(0:11.02)	(0:11.01)	(0:11.54)		
6	8	OUTBACK ACTION	7	68.3	0:10.71	1:10.31 [6]	0:55.32 [9]	0:44.06 [10]	0:32.88 [10]	0:21.89 [10]	0:11.18 [8]	3.72L	0:32.88 +5
		Nikki Olzard		400m	400m	(0:14.99)	(0:11.26)	(0:11.18)	(0:10.99)	(0:10.71)	(0:11.18)		
7	2	MISSILE THUNDER	16	68.5	0:10.73	1:10.34 [7]	0:55.44 [8]	0:44.30 [8]	0:33.13 [8]	0:22.23 [7]	0:11.50 [5]	3.91L	0:33.13 +9
		Sean Cormack		400m	400m	(0:14.90)	(0:11.14)	(0:11.17)	(0:10.90)	(0:10.73)	(0:11.50)		
8	11	OVERLORD	13	68.0	0:10.93	1:10.38 [8]	0:55.61 [6]	0:44.50 [5]	0:33.41 [5]	0:22.36 [6]	0:11.43 [7]	4.14L	0:33.41 +7
		Amanda Thomson		400m	400m	(0:14.77)	(0:11.11)	(0:11.09)	(0:11.05)	(0:10.93)	(0:11.43)		
9	5	CASHIN' CHEX	15	68.0	0:10.74	1:10.53 [9]	0:55.30 [12]	0:44.18 [12]	0:33.01 [12]	0:21.91 [13]	0:11.17 [13]	5.02L	0:33.01 +5
		Lacey Morrison		600m	400m	(0:15.23)	(0:11.12)	(0:11.17)	(0:11.10)	(0:10.74)	(0:11.17)		
10	14	FINE SHOT	1	68.4	0:10.95	1:10.57 [10]	0:55.56 [10]	0:44.52 [9]	0:33.31 [9]	0:22.35 [9]	0:11.40 [11]	5.24L	0:33.31 +0
		Gabrielle Semmens		600m	400m	(0:15.01)	(0:11.04)	(0:11.21)	(0:10.96)	(0:10.95)	(0:11.40)		

Scratched: Lady Rain (#15), Turn Bird (#18), Capo Strada (#16), Bringyaticket (#17)

Report Created: Sat 19 July 2025 17:05 GMT+10 (Note: Timing is based on position data)

Page 1/16

[] Ranking at each section and finish
-:-:- No data available at this section
NA No data available

SCN Saddle cloth number
DNF Did not finish
DNT Did not track

data processed by  TRIPLESDATA



Townsville Professional

Race 9: CHAIRMAN'S SPRINT OPEN Handicap - 1200m

19 July 2025 - 16:22



Track Rating: Good 4, Weather: Fine, Rail Position: +3m Entire

Section		Overall				1000m	800m	600m	400m	200m	Last 600m		
Field Times		1:09.68				0:55.38	0:44.26	0:33.10	0:22.10	0:11.29	0:33.10		
		(0:14.30)				(0:11.12)	(0:11.16)	(0:11.00)	(0:10.81)	(0:11.29)			
Rank	TAB	Horse/Jockey	Barrier	Top Speed [km/h]	Fastest Section							Margin	Distance Travelled [m]
11	12	SWEET KISSES	18	69.4	0:10.73	1:10.79 [11]	0:55.59 [11]	0:44.45 [11]	0:33.34 [11]	0:22.36 [11]	0:11.63 [10]	6.55L	0:33.34 +9
		Jackson Murphy		400m	400m	(0:15.20)	(0:11.14)	(0:11.11)	(0:10.98)	(0:10.73)	(0:11.63)		
12	9	MOLONGLE SURPRISE	2	67.1	0:10.97	1:11.01 [12]	0:56.42 [4]	0:45.26 [4]	0:34.05 [4]	0:23.08 [4]	0:12.07 [6]	7.81L	0:34.05 +2
		Graham Kliese		600m	600m	(0:14.59)	(0:11.16)	(0:11.21)	(0:10.97)	(0:11.01)	(0:12.07)		
13	13	FAMILY STAR	6	67.8	0:10.91	1:11.19 [13]	0:56.31 [7]	0:45.25 [7]	0:33.99 [7]	0:23.08 [8]	0:12.05 [9]	8.9L	0:33.99 +6
		Ivo Fry		600m	600m	(0:14.88)	(0:11.06)	(0:11.26)	(0:10.91)	(0:11.03)	(0:12.05)		
14	6	INCHING CLOSER	11	67.2	0:11.02	1:11.49 [14]	0:56.10 [13]	0:45.08 [13]	0:33.97 [13]	0:22.85 [14]	0:11.73 [14]	10.64L	0:33.97 +1
		Wanderson D'Avila		600m	1000m	(0:15.39)	(0:11.02)	(0:11.11)	(0:11.12)	(0:11.12)	(0:11.73)		

Scratched: Lady Rain (#15), Turn Bird (#18), Capo Strada (#16), Bringyaticket (#17)



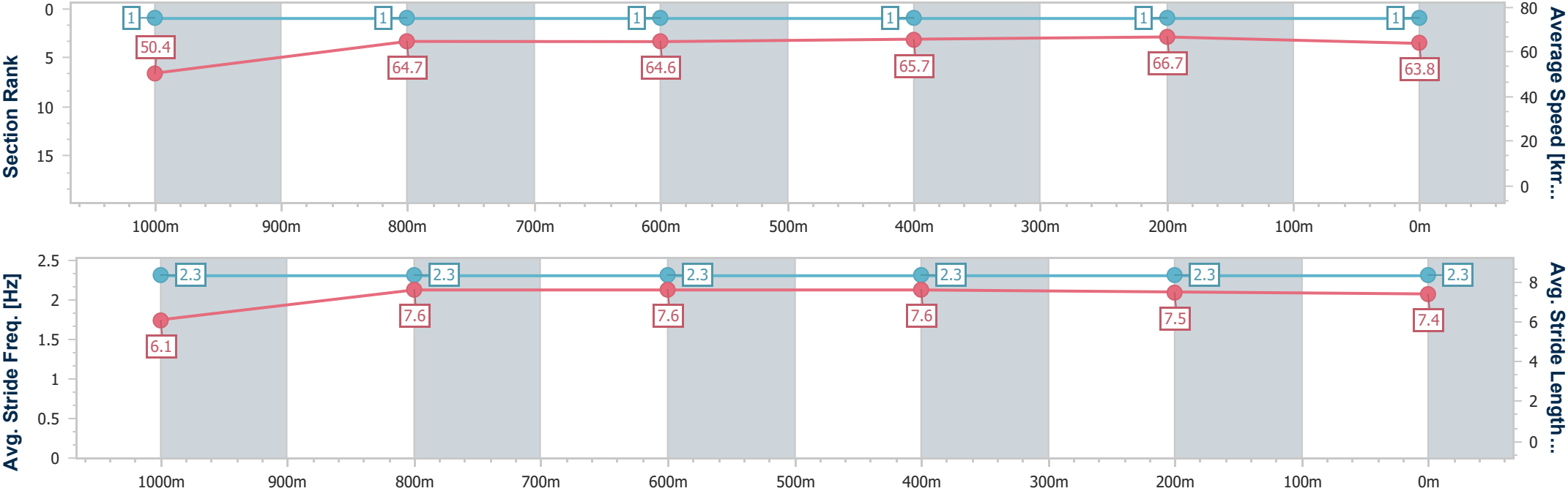
Horse/Jockey Name	Hellish
Final Rank	1
Fastest Section Time (Section)	0:10.81 (400m)
Top Speed [km/h] (Section)	67.5 (400m)
Race State	Finished



TownsvilleProfessional
Race 9: CHAIRMAN'S SPRINT OPEN Handicap - 1200m
19 July 2025 - 16:22
Track Rating: Good 4, Weather: Fine, Rail Position: +3m Entire



Section	Overall	1000m	800m	600m	400m	200m							
Section Times	1:09.68 [1] (0:14.30)	0:55.38 [1] (0:11.12)	0:44.26 [1] (0:11.16)	0:33.10 [1] (0:11.00)	0:22.10 [1] (0:10.81)	0:11.29 [1] (0:11.29)							
Average Speed [km/h]	50.4	64.7	64.6	65.7	66.7	63.8							
Top Speed [km/h]	65.8	65.7	65.2	66.2	67.5	66.4							
Avg. Dist. to Rail [m]	3.2	0.5	0.2	1.0	1.7	2.1							
Avg. Stride Freq. [Hz]	2.3	2.3	2.3	2.3	2.3	2.3							
Avg. Stride Length [m]	6.1	7.6	7.6	7.6	7.5	7.4							





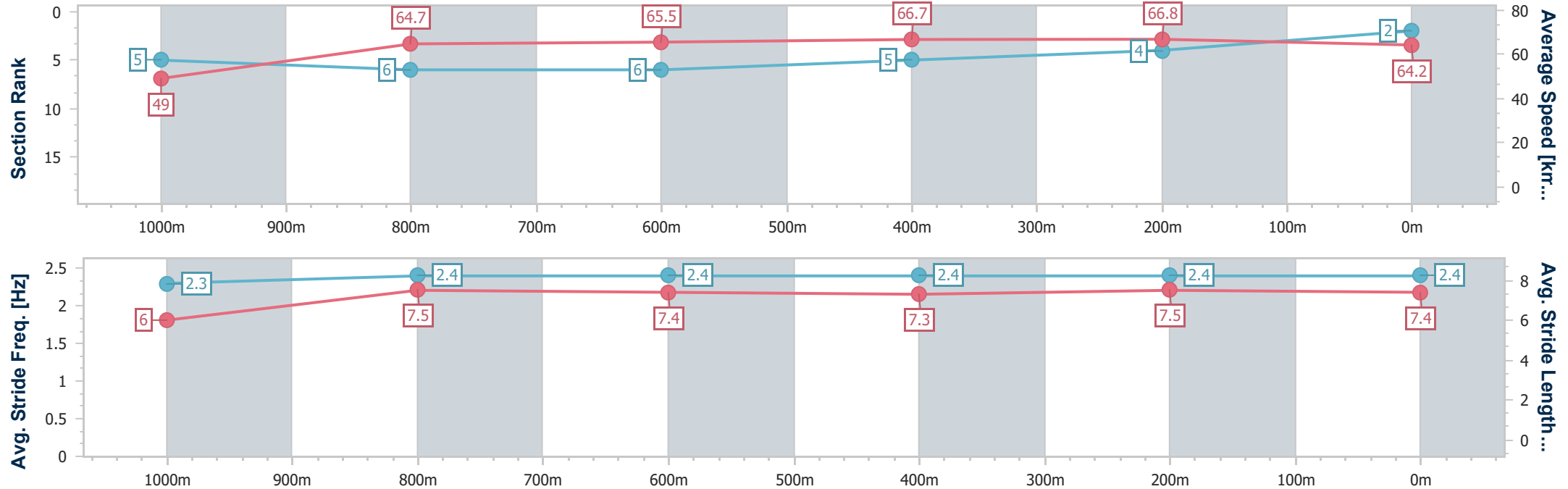
Horse/Jockey Name	Turbeau
Final Rank	2
Fastest Section Time (Section)	0:10.83 (400m)
Top Speed [km/h] (Section)	67.6 (800m)
Race State	Finished



TownsvilleProfessional
Race 9: CHAIRMAN'S SPRINT OPEN Handicap - 1200m
19 July 2025 - 16:22
Track Rating: Good 4, Weather: Fine, Rail Position: +3m Entire



Section	Overall	1000m	800m	600m	400m	200m							
Section Times	1:09.97 [2] (0:14.71)	0:55.26 [5] (0:11.21)	0:44.05 [6] (0:11.10)	0:32.95 [6] (0:10.91)	0:22.04 [5] (0:10.83)	0:11.21 [4] (0:11.21)							
Average Speed [km/h]	49.0	64.7	65.5	66.7	66.8	64.2							
Top Speed [km/h]	65.9	65.7	67.6	67.0	67.4	66.5							
Avg. Dist. to Rail [m]	5.2	1.8	2.1	2.0	3.4	3.9							
Avg. Stride Freq. [Hz]	2.3	2.4	2.4	2.4	2.4	2.4							
Avg. Stride Length [m]	6.0	7.5	7.4	7.3	7.5	7.4							





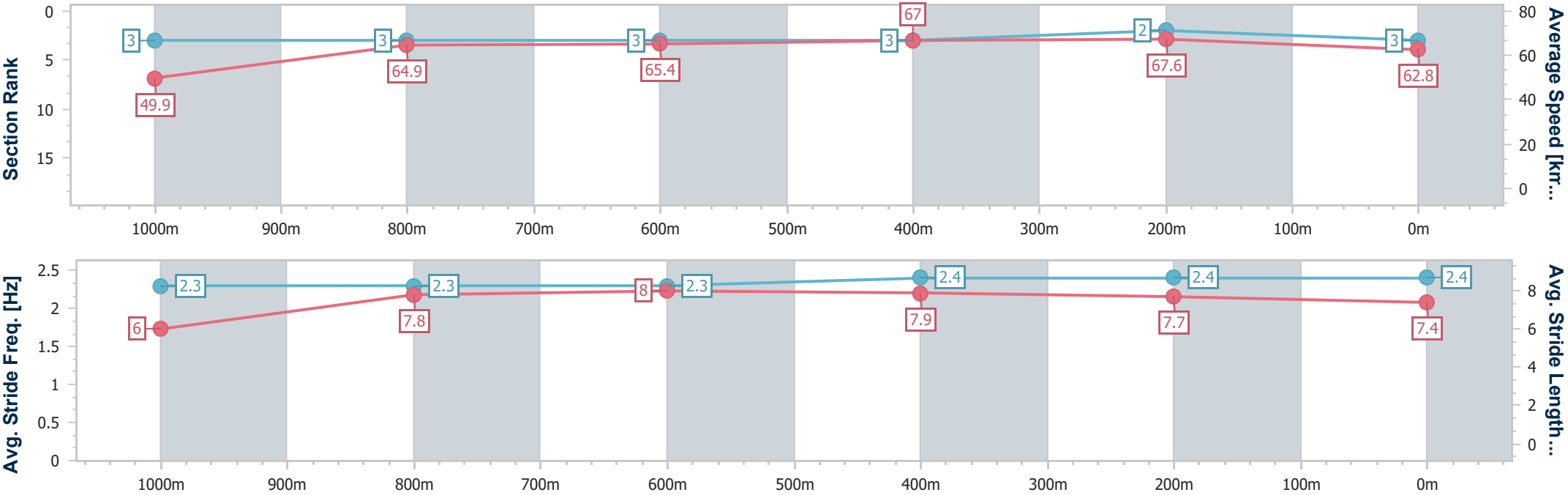
Horse/Jockey Name	He's Xceptional
Final Rank	3
Fastest Section Time (Section)	0:10.69 (400m)
Top Speed [km/h] (Section)	68.3 (400m)
Race State	Finished



TownsvilleProfessional
Race 9: CHAIRMAN'S SPRINT OPEN Handicap - 1200m
19 July 2025 - 16:22
Track Rating: Good 4, Weather: Fine, Rail Position: +3m Entire



Section	Overall	1000m	800m	600m	400m	200m							
Section Times	1:09.98 [3] (0:14.44)	0:55.54 [3] (0:11.26)	0:44.28 [3] (0:11.18)	0:33.10 [3] (0:10.94)	0:22.16 [3] (0:10.69)	0:11.47 [2] (0:11.47)							
Average Speed [km/h]	49.9	64.9	65.4	67.0	67.6	62.8							
Top Speed [km/h]	65.7	65.6	66.3	68.0	68.3	65.7							
Avg. Dist. to Rail [m]	5.1	3.0	3.1	3.4	2.5	1.5							
Avg. Stride Freq. [Hz]	2.3	2.3	2.3	2.4	2.4	2.4							
Avg. Stride Length [m]	6.0	7.8	8.0	7.9	7.7	7.4							





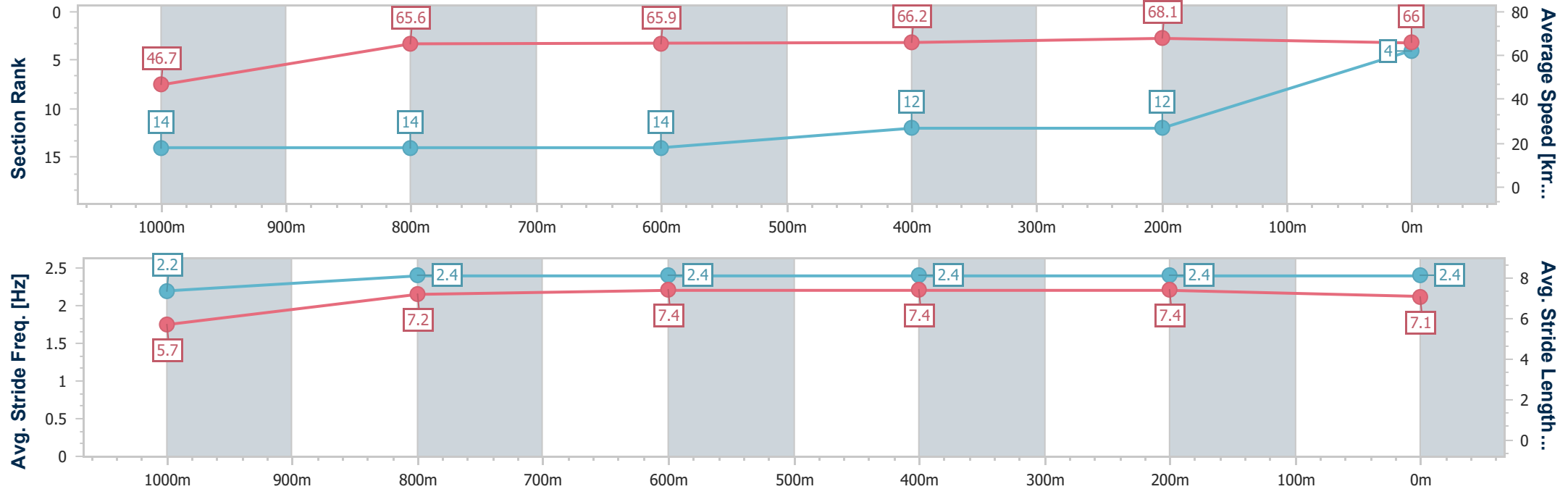
Horse/Jockey Name	Speed Legend
Final Rank	4
Fastest Section Time (Section)	0:10.69 (400m)
Top Speed [km/h] (Section)	68.7 (400m)
Race State	Finished



TownsvilleProfessional
Race 9: CHAIRMAN'S SPRINT OPEN Handicap - 1200m
19 July 2025 - 16:22
Track Rating: Good 4, Weather: Fine, Rail Position: +3m Entire



Section	Overall	1000m	800m	600m	400m	200m							
Section Times	1:10.16 [4] (0:15.46)	0:54.70 [14] (0:11.04)	0:43.66 [14] (0:11.04)	0:32.62 [14] (0:11.02)	0:21.60 [12] (0:10.69)	0:10.91 [12] (0:10.91)							
Average Speed [km/h]	46.7	65.6	65.9	66.2	68.1	66.0							
Top Speed [km/h]	62.4	67.1	66.7	67.5	68.7	68.1							
Avg. Dist. to Rail [m]	6.0	1.6	2.1	3.2	6.0	8.4							
Avg. Stride Freq. [Hz]	2.2	2.4	2.4	2.4	2.4	2.4							
Avg. Stride Length [m]	5.7	7.2	7.4	7.4	7.4	7.1							





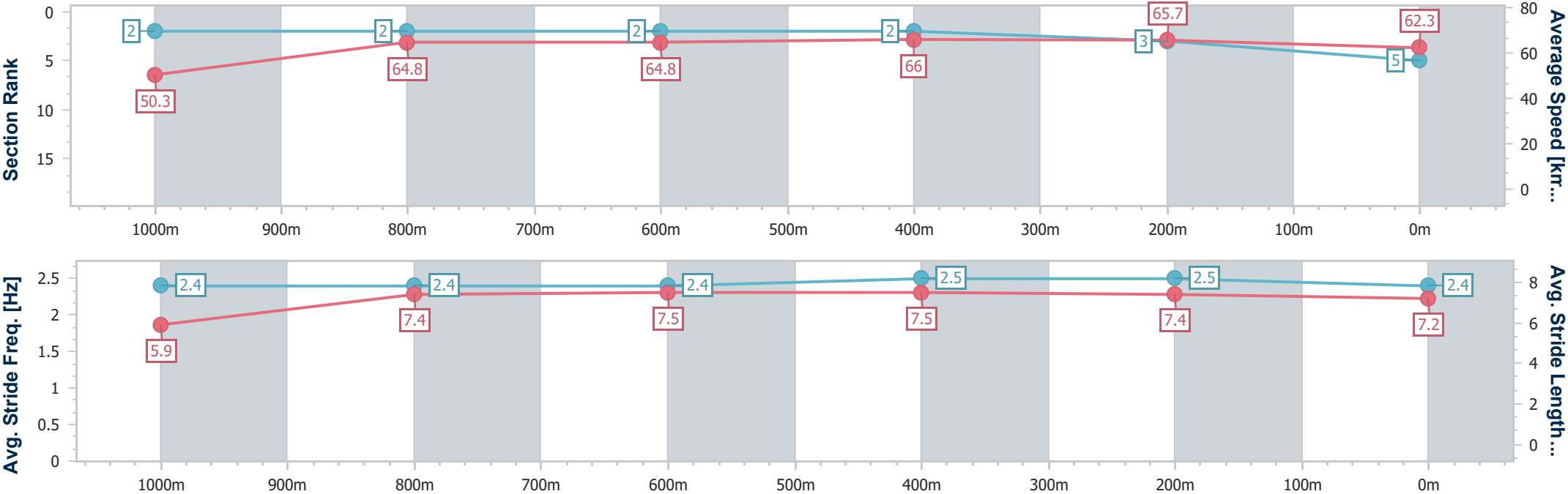
Horse/Jockey Name	Northern Express
Final Rank	5
Fastest Section Time (Section)	0:11.01 (400m)
Top Speed [km/h] (Section)	66.7 (600m)
Race State	Finished



TownsvilleProfessional
Race 9: CHAIRMAN'S SPRINT OPEN Handicap - 1200m
19 July 2025 - 16:22
Track Rating: Good 4, Weather: Fine, Rail Position: +3m Entire



Section	Overall	1000m	800m	600m	400m	200m							
Section Times	1:10.28 [5] (0:14.34)	0:55.94 [2] (0:11.16)	0:44.78 [2] (0:11.21)	0:33.57 [2] (0:11.02)	0:22.55 [2] (0:11.01)	0:11.54 [3] (0:11.54)							
Average Speed [km/h]	50.3	64.8	64.8	66.0	65.7	62.3							
Top Speed [km/h]	65.3	65.2	65.5	66.7	66.2	64.5							
Avg. Dist. to Rail [m]	4.1	1.2	1.7	2.2	2.1	2.2							
Avg. Stride Freq. [Hz]	2.4	2.4	2.4	2.5	2.5	2.4							
Avg. Stride Length [m]	5.9	7.4	7.5	7.5	7.4	7.2							





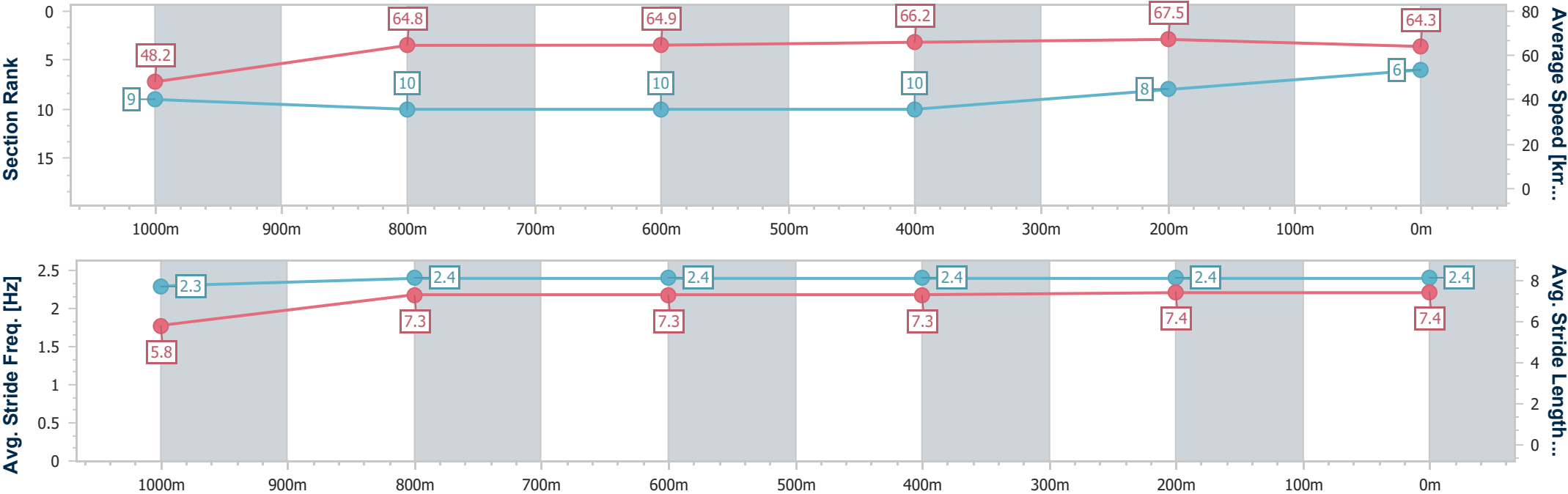
Horse/Jockey Name	Outback Action
Final Rank	6
Fastest Section Time (Section)	0:10.71 (400m)
Top Speed [km/h] (Section)	68.3 (400m)
Race State	Finished



TownsvilleProfessional
Race 9: CHAIRMAN'S SPRINT OPEN Handicap - 1200m
19 July 2025 - 16:22
Track Rating: Good 4, Weather: Fine, Rail Position: +3m Entire



Section	Overall	1000m	800m	600m	400m	200m								
Section Times	1:10.31 [6] (0:14.99)	0:55.32 [9] (0:11.26)	0:44.06 [10] (0:11.18)	0:32.88 [10] (0:10.99)	0:21.89 [10] (0:10.71)	0:11.18 [8] (0:11.18)								
Average Speed [km/h]	48.2	64.8	64.9	66.2	67.5	64.3								
Top Speed [km/h]	65.2	66.3	65.8	67.2	68.3	68.0								
Avg. Dist. to Rail [m]	4.7	2.6	1.8	1.9	2.3	3.4								
Avg. Stride Freq. [Hz]	2.3	2.4	2.4	2.4	2.4	2.4								
Avg. Stride Length [m]	5.8	7.3	7.3	7.3	7.4	7.4								





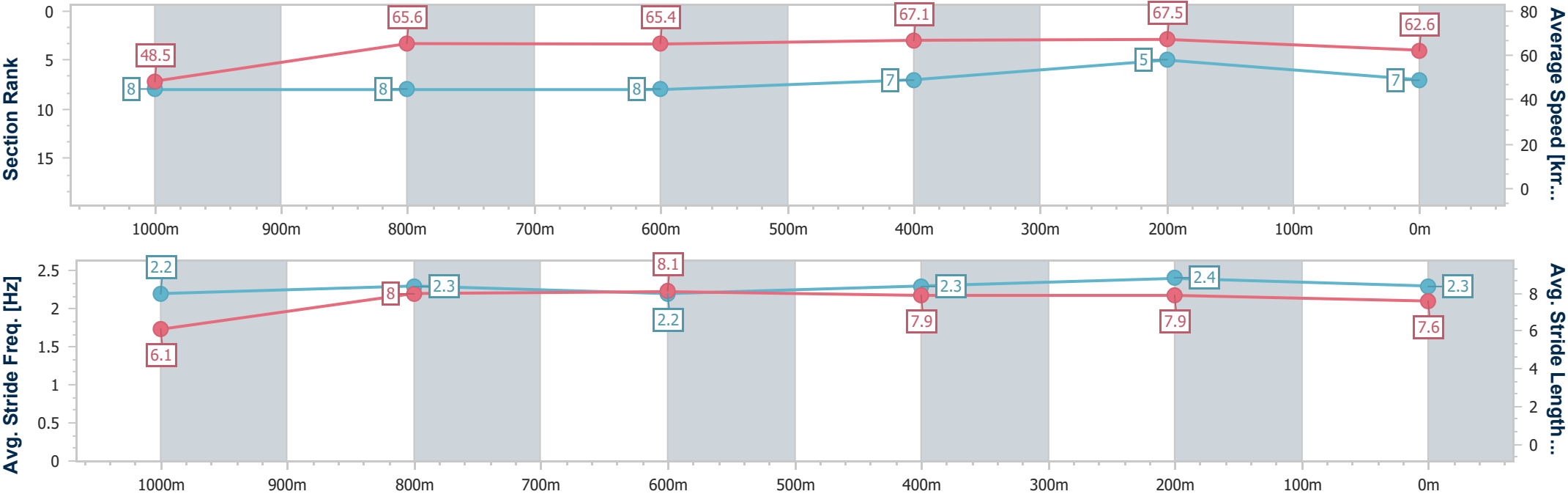
Horse/Jockey Name	Missile Thunder
Final Rank	7
Fastest Section Time (Section)	0:10.73 (400m)
Top Speed [km/h] (Section)	68.5 (400m)
Race State	Finished



TownsvilleProfessional
Race 9: CHAIRMAN'S SPRINT OPEN Handicap - 1200m
19 July 2025 - 16:22
Track Rating: Good 4, Weather: Fine, Rail Position: +3m Entire



Section	Overall	1000m	800m	600m	400m	200m							
Section Times	1:10.34 [7] (0:14.90)	0:55.44 [8] (0:11.14)	0:44.30 [8] (0:11.17)	0:33.13 [8] (0:10.90)	0:22.23 [7] (0:10.73)	0:11.50 [5] (0:11.50)							
Average Speed [km/h]	48.5	65.6	65.4	67.1	67.5	62.6							
Top Speed [km/h]	65.3	66.0	66.7	68.4	68.5	65.1							
Avg. Dist. to Rail [m]	8.4	3.0	3.0	3.5	3.2	4.2							
Avg. Stride Freq. [Hz]	2.2	2.3	2.2	2.3	2.4	2.3							
Avg. Stride Length [m]	6.1	8.0	8.1	7.9	7.9	7.6							





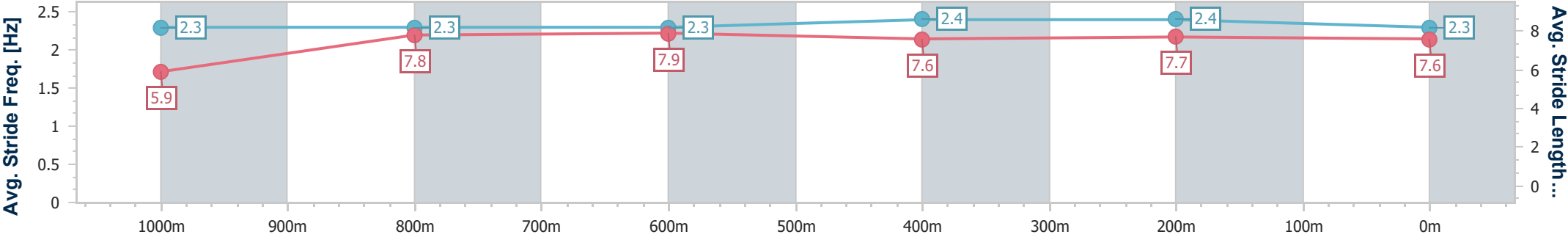
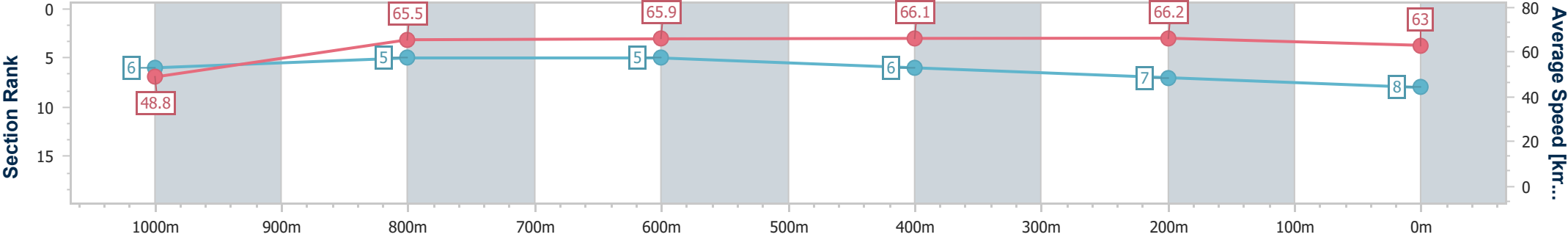
Horse/Jockey Name	Overlord
Final Rank	8
Fastest Section Time (Section)	0:10.93 (400m)
Top Speed [km/h] (Section)	68.0 (400m)
Race State	Finished



TownsvilleProfessional
Race 9: CHAIRMAN'S SPRINT OPEN Handicap - 1200m
19 July 2025 - 16:22
Track Rating: Good 4, Weather: Fine, Rail Position: +3m Entire



Section	Overall	1000m	800m	600m	400m	200m							
Section Times	1:10.38 [8] (0:14.77)	0:55.61 [6] (0:11.11)	0:44.50 [5] (0:11.09)	0:33.41 [5] (0:11.05)	0:22.36 [6] (0:10.93)	0:11.43 [7] (0:11.43)							
Average Speed [km/h]	48.8	65.5	65.9	66.1	66.2	63.0							
Top Speed [km/h]	65.0	66.1	66.6	67.9	68.0	65.3							
Avg. Dist. to Rail [m]	6.4	2.1	3.1	3.2	3.9	5.0							
Avg. Stride Freq. [Hz]	2.3	2.3	2.3	2.4	2.4	2.3							
Avg. Stride Length [m]	5.9	7.8	7.9	7.6	7.7	7.6							





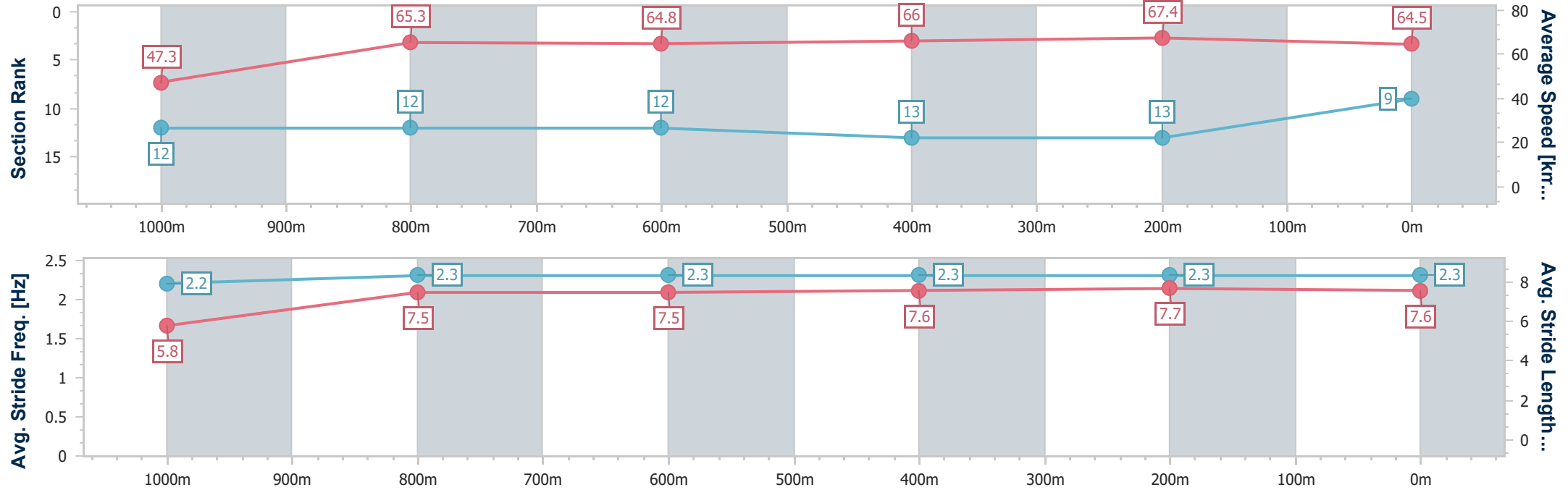
Horse/Jockey Name	Cashin' Chex
Final Rank	9
Fastest Section Time (Section)	0:10.74 (400m)
Top Speed [km/h] (Section)	68.0 (600m)
Race State	Finished



TownsvilleProfessional
Race 9: CHAIRMAN'S SPRINT OPEN Handicap - 1200m
19 July 2025 - 16:22
Track Rating: Good 4, Weather: Fine, Rail Position: +3m Entire



Section	Overall	1000m	800m	600m	400m	200m							
Section Times	1:10.53 [9] (0:15.23)	0:55.30 [12] (0:11.12)	0:44.18 [12] (0:11.17)	0:33.01 [12] (0:11.10)	0:21.91 [13] (0:10.74)	0:11.17 [13] (0:11.17)							
Average Speed [km/h]	47.3	65.3	64.8	66.0	67.4	64.5							
Top Speed [km/h]	62.5	66.3	65.8	68.0	67.9	67.0							
Avg. Dist. to Rail [m]	6.4	1.3	1.6	3.2	2.9	5.6							
Avg. Stride Freq. [Hz]	2.2	2.3	2.3	2.3	2.3	2.3							
Avg. Stride Length [m]	5.8	7.5	7.5	7.6	7.7	7.6							





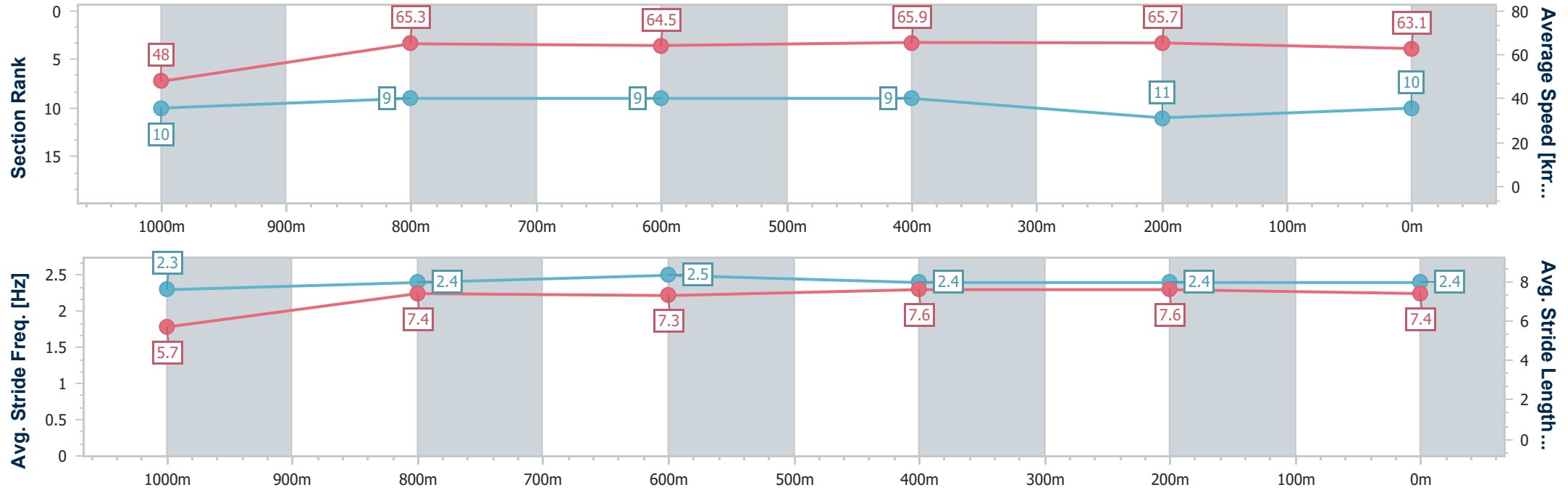
Horse/Jockey Name	Fine Shot
Final Rank	10
Fastest Section Time (Section)	0:10.95 (400m)
Top Speed [km/h] (Section)	68.4 (600m)
Race State	Finished



TownsvilleProfessional
Race 9: CHAIRMAN'S SPRINT OPEN Handicap - 1200m
19 July 2025 - 16:22
Track Rating: Good 4, Weather: Fine, Rail Position: +3m Entire



Section	Overall	1000m	800m	600m	400m	200m							
Section Times	1:10.57 [10] (0:15.01)	0:55.56 [10] (0:11.04)	0:44.52 [9] (0:11.21)	0:33.31 [9] (0:10.96)	0:22.35 [9] (0:10.95)	0:11.40 [11] (0:11.40)							
Average Speed [km/h]	48.0	65.3	64.5	65.9	65.7	63.1							
Top Speed [km/h]	64.9	67.0	65.3	68.4	67.0	65.0							
Avg. Dist. to Rail [m]	2.1	0.7	0.9	0.8	0.5	2.3							
Avg. Stride Freq. [Hz]	2.3	2.4	2.5	2.4	2.4	2.4							
Avg. Stride Length [m]	5.7	7.4	7.3	7.6	7.6	7.4							





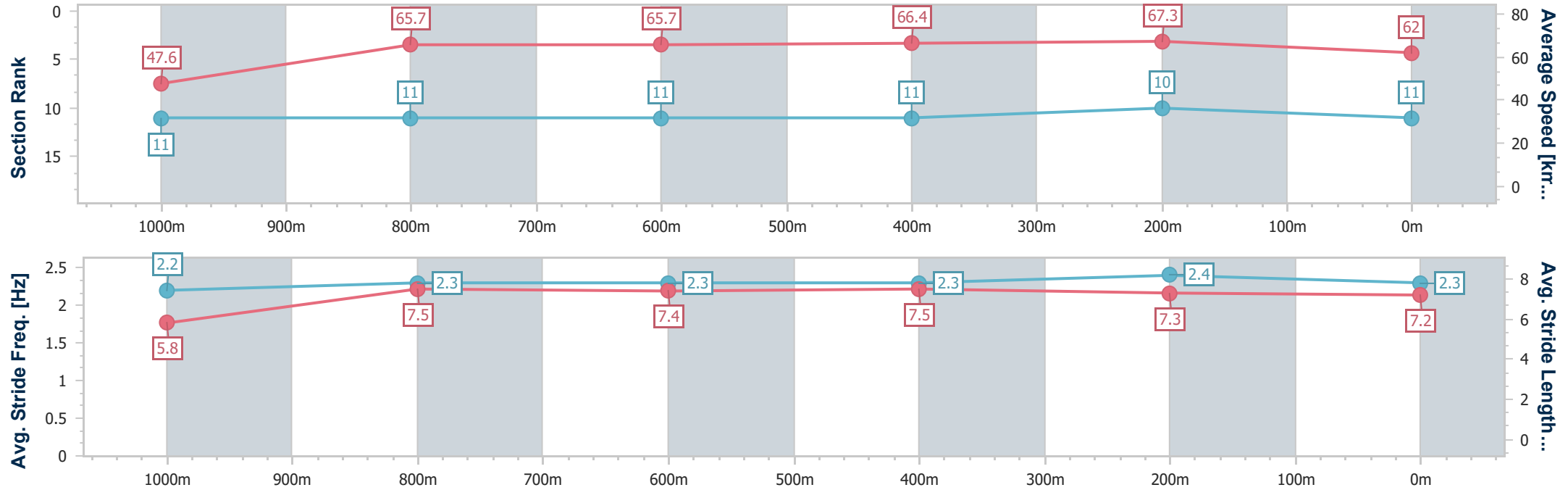
Horse/Jockey Name	Sweet Kisses
Final Rank	11
Fastest Section Time (Section)	0:10.73 (400m)
Top Speed [km/h] (Section)	69.4 (400m)
Race State	Finished



TownsvilleProfessional
Race 9: CHAIRMAN'S SPRINT OPEN Handicap - 1200m
19 July 2025 - 16:22
Track Rating: Good 4, Weather: Fine, Rail Position: +3m Entire



Section	Overall	1000m	800m	600m	400m	200m							
Section Times	1:10.79 [11] (0:15.20)	0:55.59 [11] (0:11.14)	0:44.45 [11] (0:11.11)	0:33.34 [11] (0:10.98)	0:22.36 [11] (0:10.73)	0:11.63 [10] (0:11.63)							
Average Speed [km/h]	47.6	65.7	65.7	66.4	67.3	62.0							
Top Speed [km/h]	63.8	67.0	66.4	68.0	69.4	66.6							
Avg. Dist. to Rail [m]	9.0	3.1	3.0	2.8	3.1	6.0							
Avg. Stride Freq. [Hz]	2.2	2.3	2.3	2.3	2.4	2.3							
Avg. Stride Length [m]	5.8	7.5	7.4	7.5	7.3	7.2							





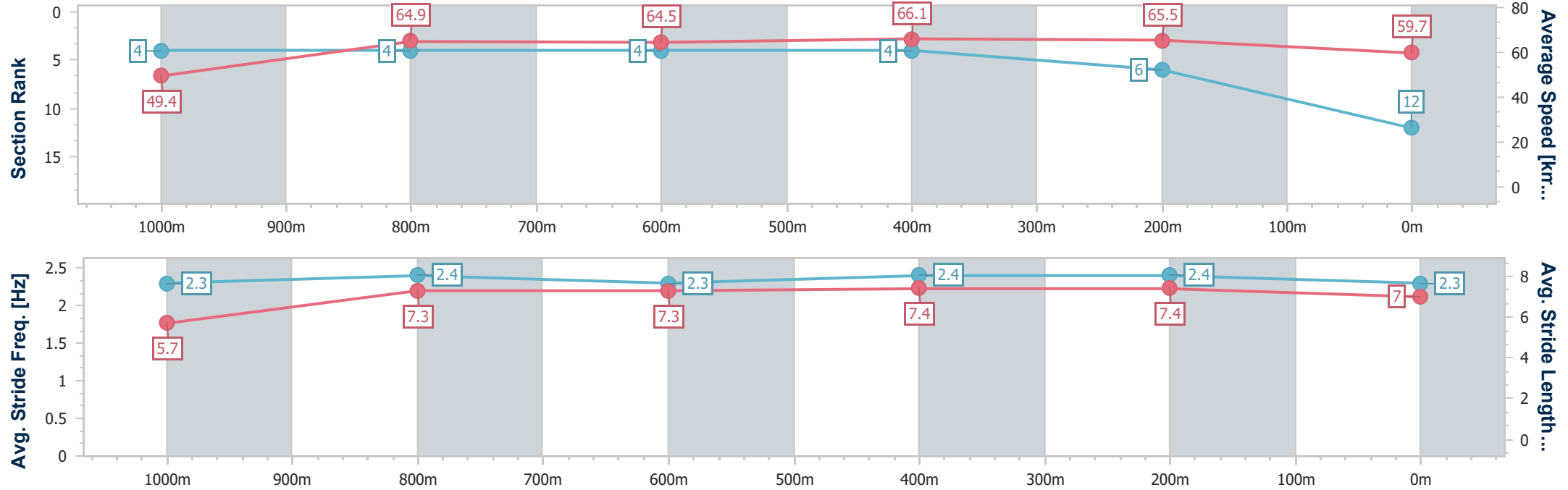
Horse/Jockey Name	Molongle Surprise
Final Rank	12
Fastest Section Time (Section)	0:10.97 (600m)
Top Speed [km/h] (Section)	67.1 (600m)
Race State	Finished



TownsvilleProfessional
Race 9: CHAIRMAN'S SPRINT OPEN Handicap - 1200m
19 July 2025 - 16:22
Track Rating: Good 4, Weather: Fine, Rail Position: +3m Entire



Section	Overall	1000m	800m	600m	400m	200m							
Section Times	1:11.01 [12] (0:14.59)	0:56.42 [4] (0:11.16)	0:45.26 [4] (0:11.21)	0:34.05 [4] (0:10.97)	0:23.08 [4] (0:11.01)	0:12.07 [6] (0:12.07)							
Average Speed [km/h]	49.4	64.9	64.5	66.1	65.5	59.7							
Top Speed [km/h]	66.1	65.9	65.1	67.1	67.1	63.2							
Avg. Dist. to Rail [m]	2.4	1.0	0.9	1.5	1.8	1.8							
Avg. Stride Freq. [Hz]	2.3	2.4	2.3	2.4	2.4	2.3							
Avg. Stride Length [m]	5.7	7.3	7.3	7.4	7.4	7.0							





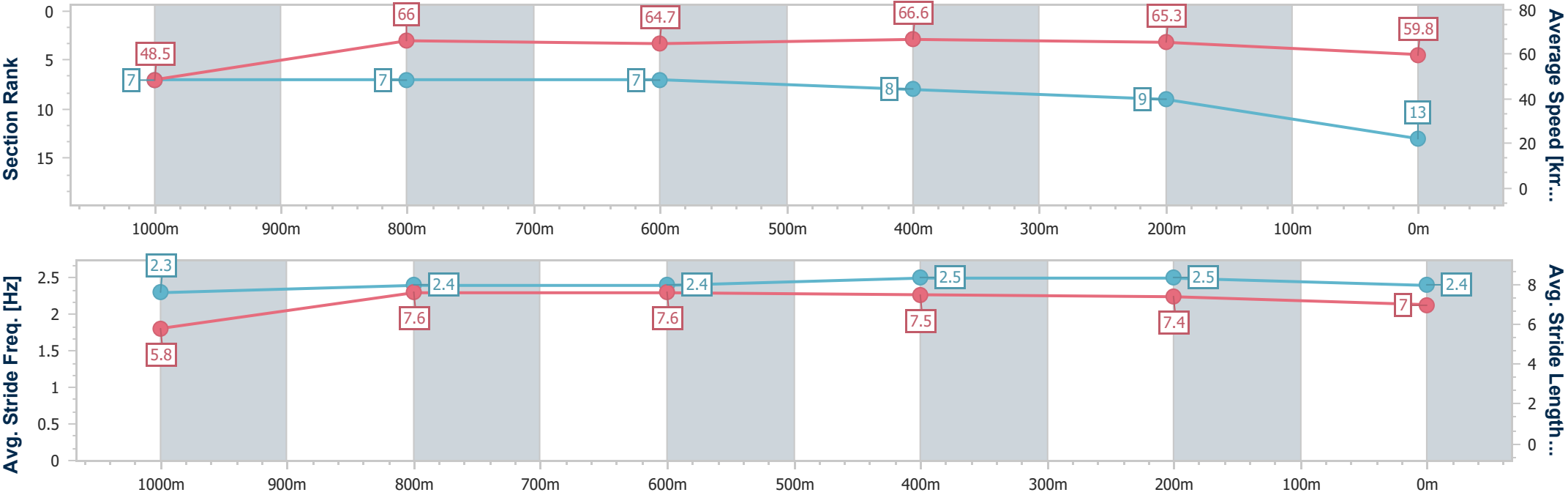
Horse/Jockey Name	Family Star
Final Rank	13
Fastest Section Time (Section)	0:10.91 (600m)
Top Speed [km/h] (Section)	67.8 (600m)
Race State	Finished



TownsvilleProfessional
Race 9: CHAIRMAN'S SPRINT OPEN Handicap - 1200m
19 July 2025 - 16:22
Track Rating: Good 4, Weather: Fine, Rail Position: +3m Entire



Section	Overall	1000m	800m	600m	400m	200m							
Section Times	1:11.19 [13] (0:14.88)	0:56.31 [7] (0:11.06)	0:45.25 [7] (0:11.26)	0:33.99 [7] (0:10.91)	0:23.08 [8] (0:11.03)	0:12.05 [9] (0:12.05)							
Average Speed [km/h]	48.5	66.0	64.7	66.6	65.3	59.8							
Top Speed [km/h]	66.1	66.6	65.4	67.8	67.1	64.2							
Avg. Dist. to Rail [m]	3.9	2.5	2.5	1.9	1.4	2.6							
Avg. Stride Freq. [Hz]	2.3	2.4	2.4	2.5	2.5	2.4							
Avg. Stride Length [m]	5.8	7.6	7.6	7.5	7.4	7.0							





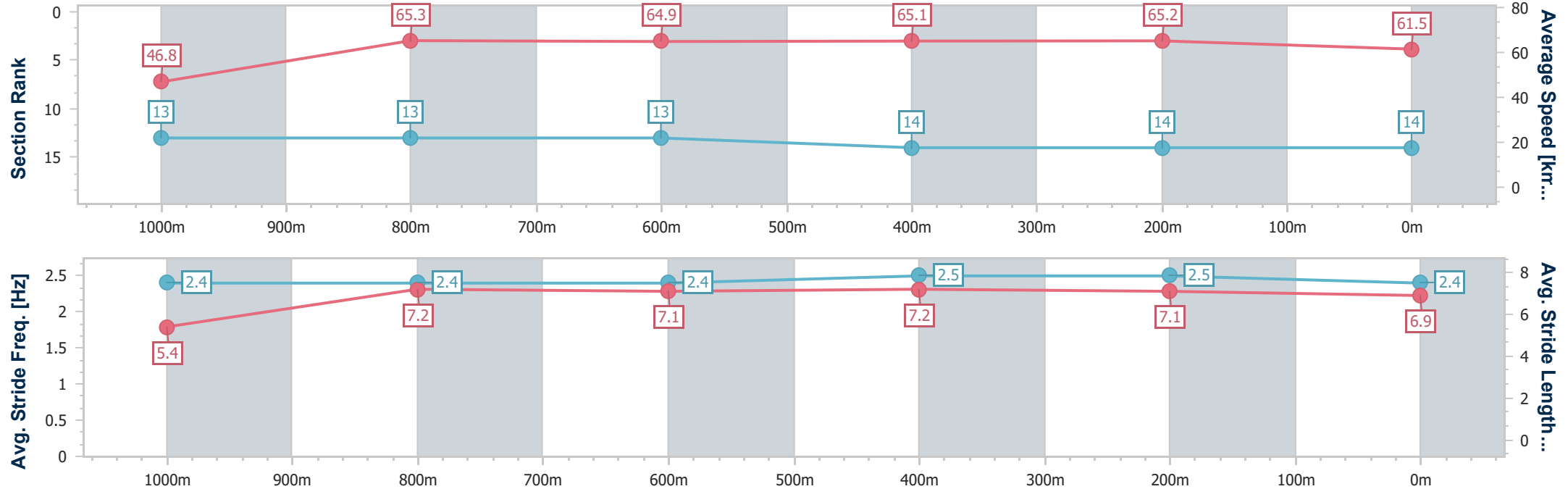
Horse/Jockey Name	Inching Closer
Final Rank	14
Fastest Section Time (Section)	0:11.02 (1000m)
Top Speed [km/h] (Section)	67.2 (600m)
Race State	Finished



TownsvilleProfessional
Race 9: CHAIRMAN'S SPRINT OPEN Handicap - 1200m
19 July 2025 - 16:22
Track Rating: Good 4, Weather: Fine, Rail Position: +3m Entire



Section	Overall	1000m	800m	600m	400m	200m							
Section Times	1:11.49 [14] (0:15.39)	0:56.10 [13] (0:11.02)	0:45.08 [13] (0:11.11)	0:33.97 [13] (0:11.12)	0:22.85 [14] (0:11.12)	0:11.73 [14] (0:11.73)							
Average Speed [km/h]	46.8	65.3	64.9	65.1	65.2	61.5							
Top Speed [km/h]	62.4	66.7	66.3	67.2	66.7	65.9							
Avg. Dist. to Rail [m]	4.7	0.4	0.4	1.5	3.4	2.6							
Avg. Stride Freq. [Hz]	2.4	2.4	2.4	2.5	2.5	2.4							
Avg. Stride Length [m]	5.4	7.2	7.1	7.2	7.1	6.9							





Townsville Professional

Race 10: Ladbrokes Odd Surge RATINGS BAND 0 - 55 Handicap - 1200m

19 July 2025 - 16:56



Track Rating: Good 4, Weather: Fine, Rail Position: +3m Entire

Section		Overall				1000m	800m	600m	400m	200m	Last 600m		
Field Times		1:10.22				0:56.05	0:45.14	0:34.21	0:23.12	0:11.88	0:34.21		
		(0:14.17)				(0:10.91)	(0:10.93)	(0:11.09)	(0:11.24)	(0:11.88)			
Rank	TAB	Horse/Jockey	Barrier	Top Speed [km/h]	Fastest Section						Margin	Distance Travelled [m]	
1	4	GOLDEN OCTAVIAN	8	68.6	0:10.75	1:10.22 [1]	0:55.48 [9]	0:44.34 [8]	0:33.59 [7]	0:22.57 [6]	0:11.60 [2]	1:10.22	0:33.59
		Ryan Wiggins		800m	800m	(0:14.74)	(0:11.14)	(0:10.75)	(0:11.02)	(0:10.97)	(0:11.60)		
2	10	STATESWOMAN	2	67.8	0:10.85	1:10.54 [2]	0:56.31 [2]	0:45.46 [1]	0:34.53 [1]	0:23.44 [1]	0:12.20 [1]	1.89L	0:34.53
		Ashley Butler		1000m	1000m	(0:14.23)	(0:10.85)	(0:10.93)	(0:11.09)	(0:11.24)	(0:12.20)		-4
3	2	RISKY INVESTMENT	3	68.6	0:10.83	1:10.68 [3]	0:55.77 [11]	0:44.62 [10]	0:33.79 [9]	0:22.67 [8]	0:11.70 [5]	2.76L	0:33.79
		Tyler Leslight		800m	800m	(0:14.91)	(0:11.15)	(0:10.83)	(0:11.12)	(0:10.97)	(0:11.70)		-3
4	9	MADAM BORODINA	11	68.9	0:10.80	1:10.73 [4]	0:56.18 [5]	0:45.20 [5]	0:34.40 [5]	0:23.32 [3]	0:12.01 [3]	3.04L	0:34.40
		Lacey Morrison		800m	800m	(0:14.55)	(0:10.98)	(0:10.80)	(0:11.08)	(0:11.31)	(0:12.01)		-4
5	5	WAR COUNCIL	5	67.7	0:10.89	1:10.93 [5]	0:56.53 [4]	0:45.57 [4]	0:34.68 [4]	0:23.51 [4]	0:12.14 [4]	4.21L	0:34.68
		Sean Cormack		800m	800m	(0:14.40)	(0:10.96)	(0:10.89)	(0:11.17)	(0:11.37)	(0:12.14)		-4
6	8	LINE OF KINGS	1	67.6	0:10.86	1:10.93 [6]	0:56.35 [6]	0:45.20 [6]	0:34.34 [6]	0:23.26 [7]	0:11.94 [6]	4.22L	0:34.34
		Graham Kliese		800m	800m	(0:14.58)	(0:11.15)	(0:10.86)	(0:11.08)	(0:11.32)	(0:11.94)		-3
7	1	OUTBACK STEP	12	67.1	0:11.00	1:11.17 [7]	0:56.03 [14]	0:44.78 [14]	0:33.78 [14]	0:22.73 [13]	0:11.65 [12]	5.6L	0:33.78
		Gabrielle Semmens		800m	800m	(0:15.14)	(0:11.25)	(0:11.00)	(0:11.05)	(0:11.08)	(0:11.65)		+3
8	3	FALLGUY	14	67.6	0:10.88	1:11.30 [8]	0:56.30 [12]	0:44.96 [13]	0:34.08 [12]	0:23.15 [10]	0:11.96 [8]	6.37L	0:34.08
		Liv O'Donnell		800m	800m	(0:15.00)	(0:11.34)	(0:10.88)	(0:10.93)	(0:11.19)	(0:11.96)		+3
9	12	ENCROACHMENT	7	67.9	0:11.02	1:11.42 [9]	0:56.71 [8]	0:45.42 [9]	0:34.27 [11]	0:22.99 [12]	0:11.97 [11]	7.07L	0:34.27
		Wanderson D'Avila		400m	400m	(0:14.71)	(0:11.29)	(0:11.15)	(0:11.28)	(0:11.02)	(0:11.97)		-2
10	13	COOL STORY	13	68.3	0:10.99	1:11.45 [10]	0:56.80 [7]	0:45.63 [7]	0:34.64 [8]	0:23.37 [9]	0:12.01 [10]	7.25L	0:34.64
		Isabella Teh		1000m	800m	(0:14.65)	(0:11.17)	(0:10.99)	(0:11.27)	(0:11.36)	(0:12.01)		+4



Townsville Professional

Race 10: Ladbrokes Odd Surge RATINGS BAND 0 - 55 Handicap - 1200m

19 July 2025 - 16:56



Track Rating: Good 4, Weather: Fine, Rail Position: +3m Entire

Section						Overall	1000m	800m	600m	400m	200m	Last 600m		
Field Times						1:10.22 (0:14.17)	0:56.05 (0:10.91)	0:45.14 (0:10.93)	0:34.21 (0:11.09)	0:23.12 (0:11.24)	0:11.88 (0:11.88)	0:34.21		
Rank	TAB	Horse/Jockey	Barrier	Top Speed [km/h]	Fastest Section							Margin		Distance Travelled [m]
11	7	CHIROGRAPHY	10	67.5	0:11.01	1:11.69 [11]	0:56.89 [10]	0:45.57 [11]	0:34.56 [10]	0:23.19 [14]	0:11.97 [14]	8.69L	0:34.56	+3
		Nathan Thomas		800m	800m	(0:14.80)	(0:11.32)	(0:11.01)	(0:11.37)	(0:11.22)	(0:11.97)			
12	14	LOOK AT ROSA	9	66.6	0:10.93	1:11.76 [12]	0:56.73 [13]	0:45.46 [12]	0:34.53 [13]	0:23.48 [11]	0:12.23 [13]	9.09L	0:34.53	-5
		Adam Sewell		800m	800m	(0:15.03)	(0:11.27)	(0:10.93)	(0:11.05)	(0:11.25)	(0:12.23)			
13	11	WHITE ARENDELLE	4	68.0	0:10.97	1:12.12 [13]	0:57.95 [1]	0:46.98 [2]	0:36.00 [2]	0:24.84 [2]	0:13.04 [7]	11.19L	0:36.00	-3
		Jason Taylor		800m	1000m	(0:14.17)	(0:10.97)	(0:10.98)	(0:11.16)	(0:11.80)	(0:13.04)			
14	6	INALA ATICUS	6	67.9	0:10.88	1:12.22 [14]	0:57.85 [3]	0:46.91 [3]	0:36.03 [3]	0:24.72 [5]	0:12.85 [9]	11.79L	0:36.03	+1
		Jason Babarovich		Overall	800m	(0:14.37)	(0:10.94)	(0:10.88)	(0:11.31)	(0:11.87)	(0:12.85)			



Horse/Jockey Name	Golden Octavian
Final Rank	1
Fastest Section Time (Section)	0:10.75 (800m)
Top Speed [km/h] (Section)	68.6 (800m)
Race State	Finished

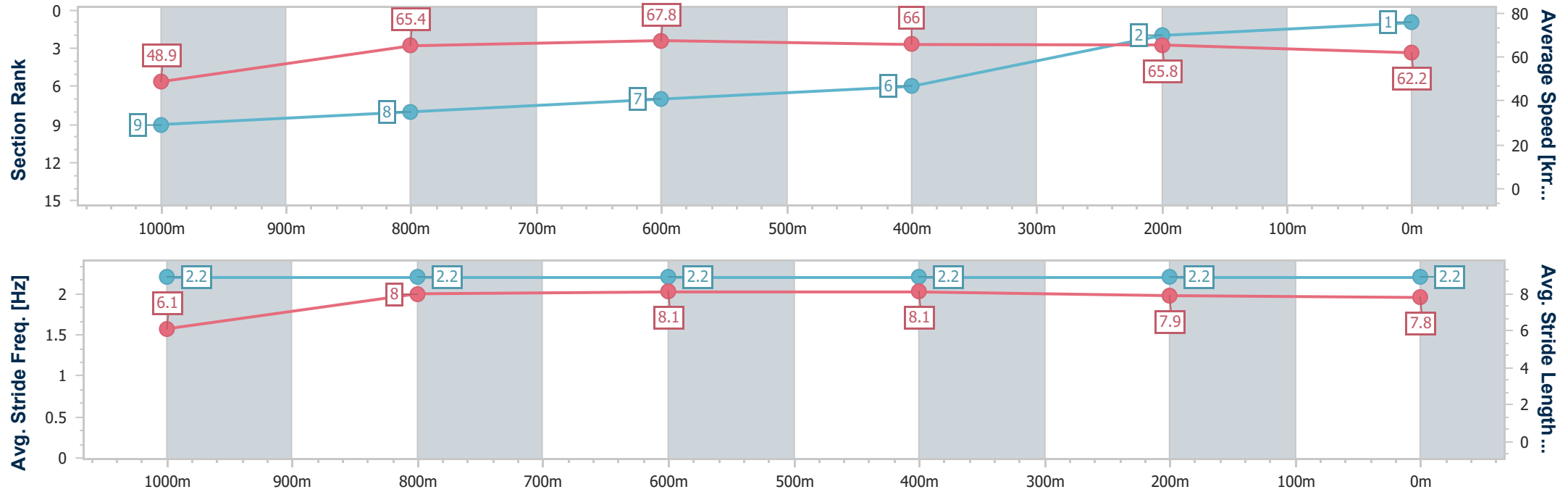


TownsvilleProfessional
Race 10: Ladbrokes Odd Surge RATINGS BAND 0 - 55
Handicap - 1200m
19 July 2025 - 16:56



Track Rating: Good 4, Weather: Fine, Rail Position: +3m Entire

Section	Overall	1000m	800m	600m	400m	200m							
Section Times	1:10.22 [1] (0:14.74)	0:55.48 [9] (0:11.14)	0:44.34 [8] (0:10.75)	0:33.59 [7] (0:11.02)	0:22.57 [6] (0:10.97)	0:11.60 [2] (0:11.60)							
Average Speed [km/h]	48.9	65.4	67.8	66.0	65.8	62.2							
Top Speed [km/h]	65.9	67.7	68.6	67.7	66.6	65.1							
Avg. Dist. to Rail [m]	6.7	2.5	2.5	1.9	3.1	3.4							
Avg. Stride Freq. [Hz]	2.2	2.2	2.2	2.2	2.2	2.2							
Avg. Stride Length [m]	6.1	8.0	8.1	8.1	7.9	7.8							





Horse/Jockey Name	Stateswoman
Final Rank	2
Fastest Section Time (Section)	0:10.85 (1000m)
Top Speed [km/h] (Section)	67.8 (1000m)
Race State	Finished

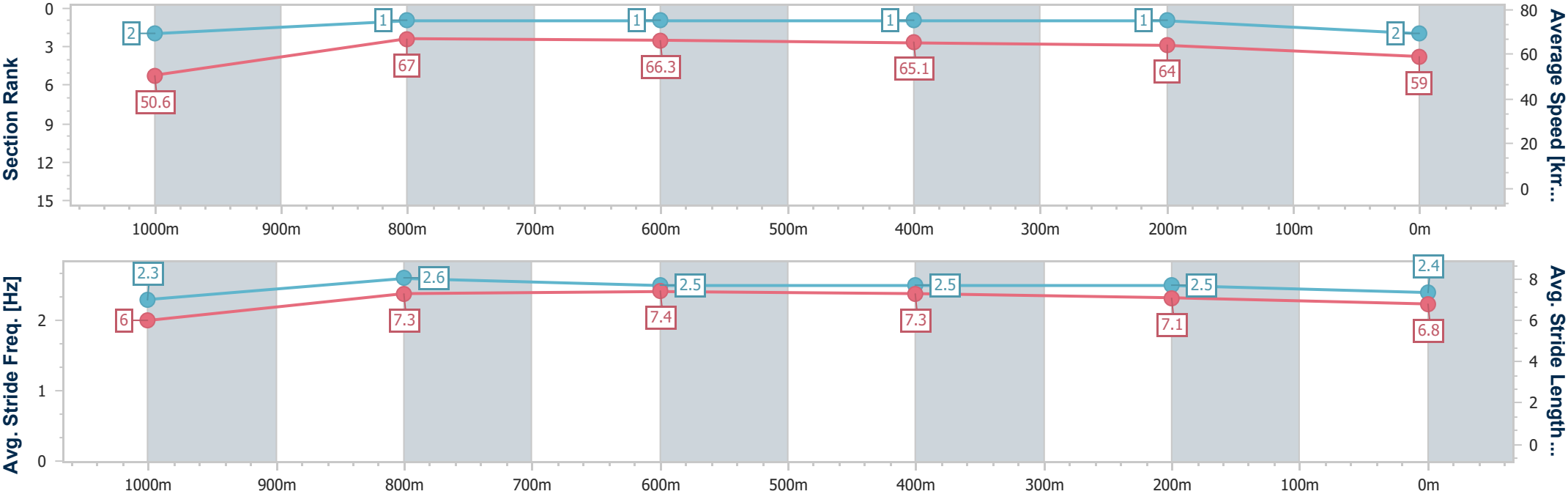


TownsvilleProfessional
Race 10: Ladbrokes Odd Surge RATINGS BAND 0 - 55
Handicap - 1200m
19 July 2025 - 16:56



Track Rating: Good 4, Weather: Fine, Rail Position: +3m Entire

Section	Overall	1000m	800m	600m	400m	200m							
Section Times	1:10.54 [2] (0:14.23)	0:56.31 [2] (0:10.85)	0:45.46 [1] (0:10.93)	0:34.53 [1] (0:11.09)	0:23.44 [1] (0:11.24)	0:12.20 [1] (0:12.20)							
Average Speed [km/h]	50.6	67.0	66.3	65.1	64.0	59.0							
Top Speed [km/h]	67.4	67.8	67.2	67.1	66.0	61.5							
Avg. Dist. to Rail [m]	3.2	1.8	1.6	0.5	0.4	1.0							
Avg. Stride Freq. [Hz]	2.3	2.6	2.5	2.5	2.5	2.4							
Avg. Stride Length [m]	6.0	7.3	7.4	7.3	7.1	6.8							





Horse/Jockey Name	Risky Investment
Final Rank	3
Fastest Section Time (Section)	0:10.83 (800m)
Top Speed [km/h] (Section)	68.6 (800m)
Race State	Finished

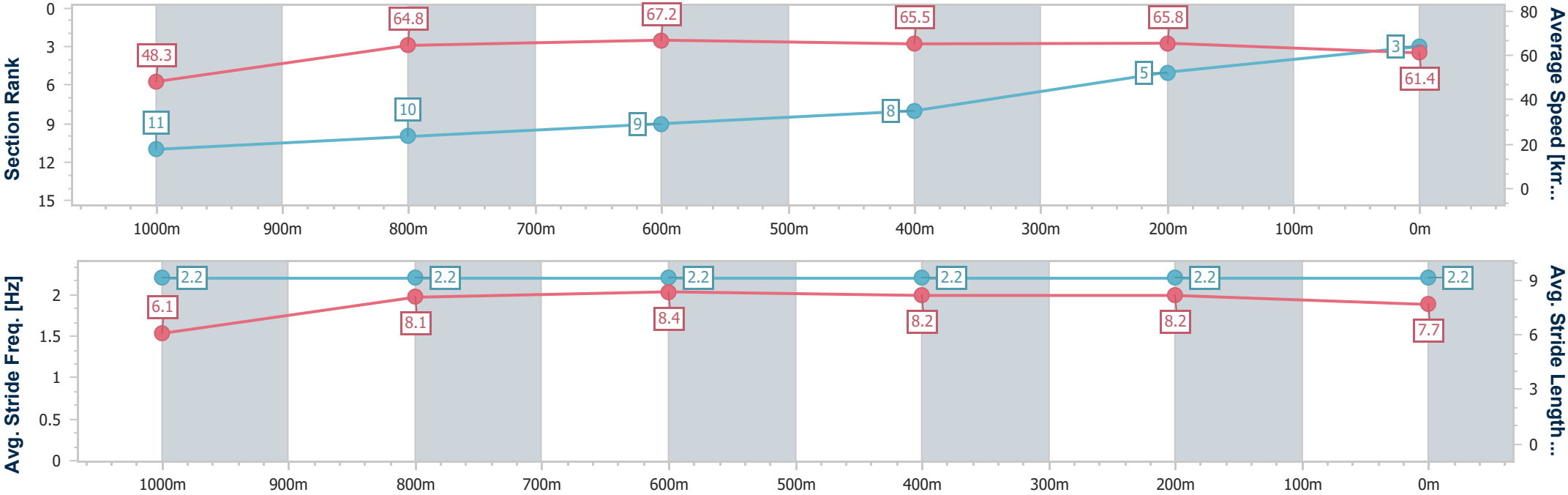


TownsvilleProfessional
Race 10: Ladbrokes Odd Surge RATINGS BAND 0 - 55
Handicap - 1200m
19 July 2025 - 16:56



Track Rating: Good 4, Weather: Fine, Rail Position: +3m Entire

Section	Overall	1000m	800m	600m	400m	200m							
Section Times	1:10.68 [3] (0:14.91)	0:55.77 [11] (0:11.15)	0:44.62 [10] (0:10.83)	0:33.79 [9] (0:11.12)	0:22.67 [8] (0:10.97)	0:11.70 [5]							
Average Speed [km/h]	48.3	64.8	67.2	65.5	65.8	61.4							
Top Speed [km/h]	64.8	66.5	68.6	66.9	66.8	64.0							
Avg. Dist. to Rail [m]	2.6	0.8	2.0	2.3	2.4	4.5							
Avg. Stride Freq. [Hz]	2.2	2.2	2.2	2.2	2.2	2.2							
Avg. Stride Length [m]	6.1	8.1	8.4	8.2	8.2	7.7							





Horse/Jockey Name	Madam Borodina
Final Rank	4
Fastest Section Time (Section)	0:10.80 (800m)
Top Speed [km/h] (Section)	68.9 (800m)
Race State	Finished

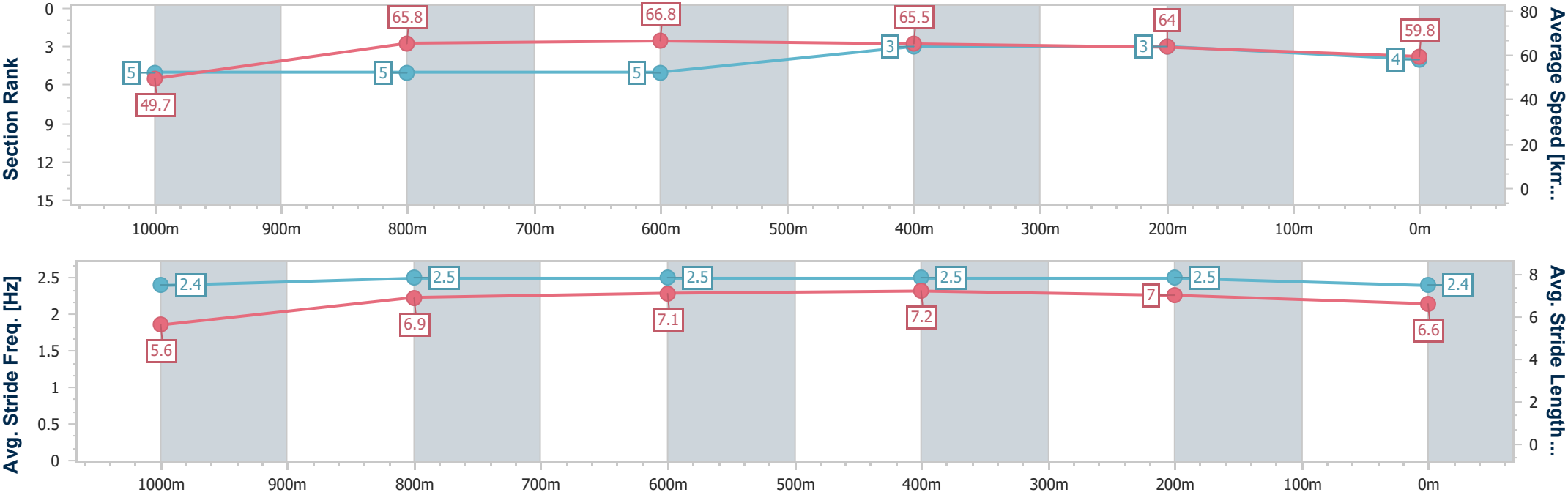


TownsvilleProfessional
Race 10: Ladbrokes Odd Surge RATINGS BAND 0 - 55
Handicap - 1200m
19 July 2025 - 16:56



Track Rating: Good 4, Weather: Fine, Rail Position: +3m Entire

Section	Overall	1000m	800m	600m	400m	200m							
Section Times	1:10.73 [4] (0:14.55)	0:56.18 [5] (0:10.98)	0:45.20 [5] (0:10.80)	0:34.40 [5] (0:11.08)	0:23.32 [3] (0:11.31)	0:12.01 [3] (0:12.01)							
Average Speed [km/h]	49.7	65.8	66.8	65.5	64.0	59.8							
Top Speed [km/h]	65.7	67.5	68.9	66.3	65.7	61.9							
Avg. Dist. to Rail [m]	8.9	0.8	0.5	1.4	2.9	2.5							
Avg. Stride Freq. [Hz]	2.4	2.5	2.5	2.5	2.5	2.4							
Avg. Stride Length [m]	5.6	6.9	7.1	7.2	7.0	6.6							





Horse/Jockey Name	War Council
Final Rank	5
Fastest Section Time (Section)	0:10.89 (800m)
Top Speed [km/h] (Section)	67.7 (800m)
Race State	Finished

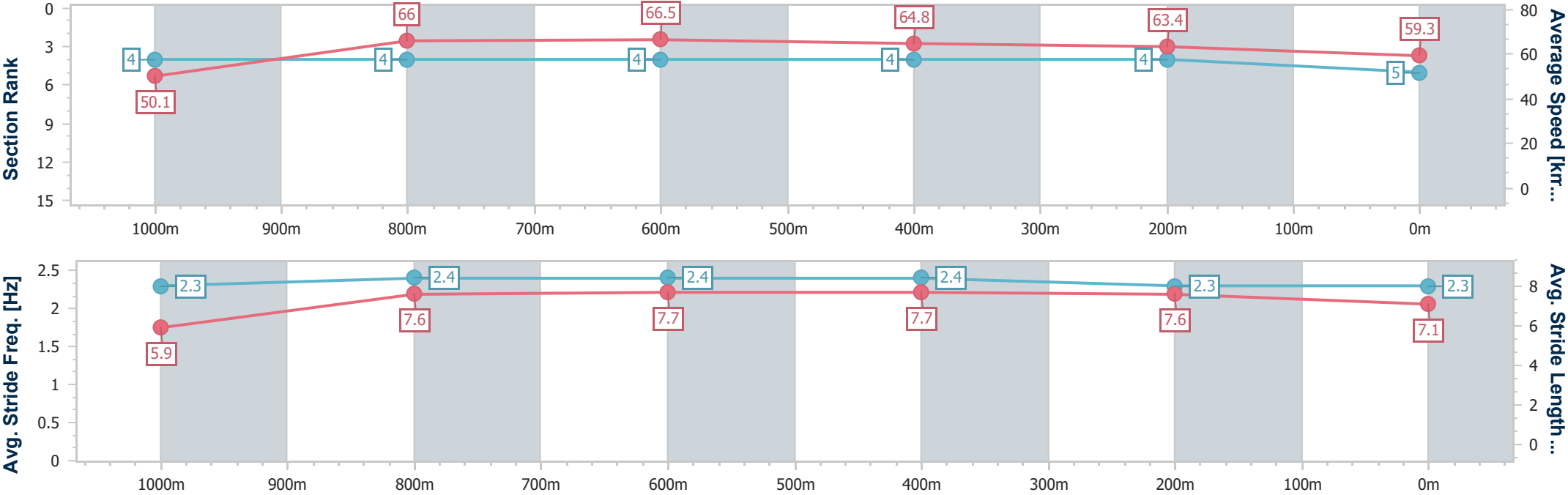


TownsvilleProfessional
Race 10: Ladbrokes Odd Surge RATINGS BAND 0 - 55
Handicap - 1200m
19 July 2025 - 16:56



Track Rating: Good 4, Weather: Fine, Rail Position: +3m Entire

Section	Overall	1000m	800m	600m	400m	200m							
Section Times	1:10.93 [5] (0:14.40)	0:56.53 [4] (0:10.96)	0:45.57 [4] (0:10.89)	0:34.68 [4] (0:11.17)	0:23.51 [4] (0:11.37)	0:12.14 [4] (0:12.14)							
Average Speed [km/h]	50.1	66.0	66.5	64.8	63.4	59.3							
Top Speed [km/h]	65.7	67.7	67.7	66.6	64.4	62.1							
Avg. Dist. to Rail [m]	4.5	0.8	1.3	1.2	1.4	1.9							
Avg. Stride Freq. [Hz]	2.3	2.4	2.4	2.4	2.3	2.3							
Avg. Stride Length [m]	5.9	7.6	7.7	7.7	7.6	7.1							





Horse/Jockey Name	Line Of Kings
Final Rank	6
Fastest Section Time (Section)	0:10.86 (800m)
Top Speed [km/h] (Section)	67.6 (800m)
Race State	Finished

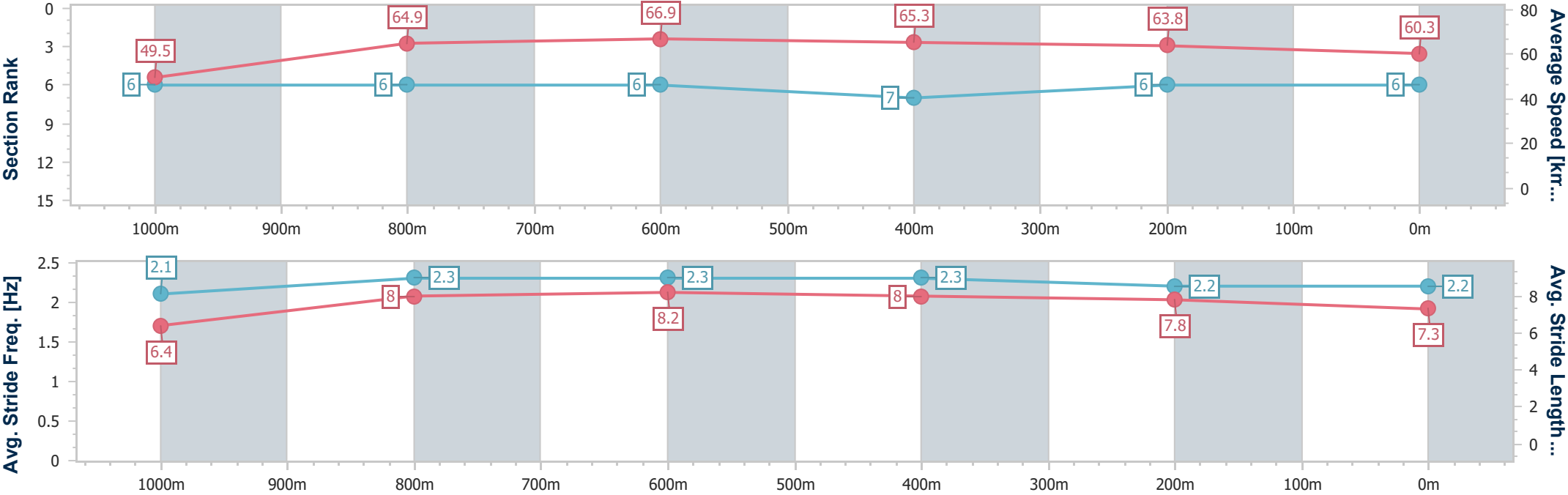


TownsvilleProfessional
Race 10: Ladbrokes Odd Surge RATINGS BAND 0 - 55
Handicap - 1200m
19 July 2025 - 16:56



Track Rating: Good 4, Weather: Fine, Rail Position: +3m Entire

Section	Overall	1000m	800m	600m	400m	200m							
Section Times	1:10.93 [6] (0:14.58)	0:56.35 [6] (0:11.15)	0:45.20 [6] (0:10.86)	0:34.34 [6] (0:11.08)	0:23.26 [7] (0:11.32)	0:11.94 [6] (0:11.94)							
Average Speed [km/h]	49.5	64.9	66.9	65.3	63.8	60.3							
Top Speed [km/h]	64.2	67.0	67.6	66.1	65.0	62.5							
Avg. Dist. to Rail [m]	2.0	1.4	1.4	1.5	1.7	3.6							
Avg. Stride Freq. [Hz]	2.1	2.3	2.3	2.3	2.2	2.2							
Avg. Stride Length [m]	6.4	8.0	8.2	8.0	7.8	7.3							





Horse/Jockey Name	Outback Step
Final Rank	7
Fastest Section Time (Section)	0:11.00 (800m)
Top Speed [km/h] (Section)	67.1 (800m)
Race State	Finished

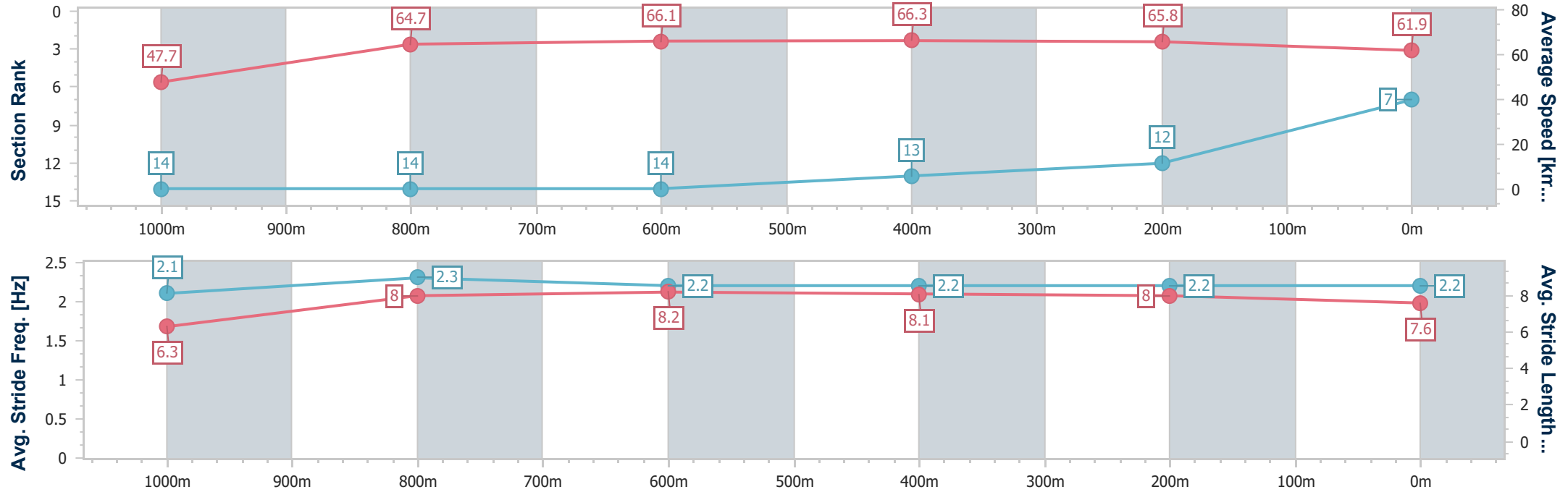


TownsvilleProfessional
Race 10: Ladbrokes Odd Surge RATINGS BAND 0 - 55
Handicap - 1200m
19 July 2025 - 16:56



Track Rating: Good 4, Weather: Fine, Rail Position: +3m Entire

Section	Overall	1000m	800m	600m	400m	200m							
Section Times	1:11.17 [7] (0:15.14)	0:56.03 [14] (0:11.25)	0:44.78 [14] (0:11.00)	0:33.78 [14] (0:11.05)	0:22.73 [13] (0:11.08)	0:11.65 [12] (0:11.65)							
Average Speed [km/h]	47.7	64.7	66.1	66.3	65.8	61.9							
Top Speed [km/h]	66.2	66.2	67.1	67.0	66.7	64.1							
Avg. Dist. to Rail [m]	8.3	2.2	2.1	3.9	6.9	11.2							
Avg. Stride Freq. [Hz]	2.1	2.3	2.2	2.2	2.2	2.2							
Avg. Stride Length [m]	6.3	8.0	8.2	8.1	8.0	7.6							





Horse/Jockey Name	Fallguy
Final Rank	8
Fastest Section Time (Section)	0:10.88 (800m)
Top Speed [km/h] (Section)	67.6 (800m)
Race State	Finished

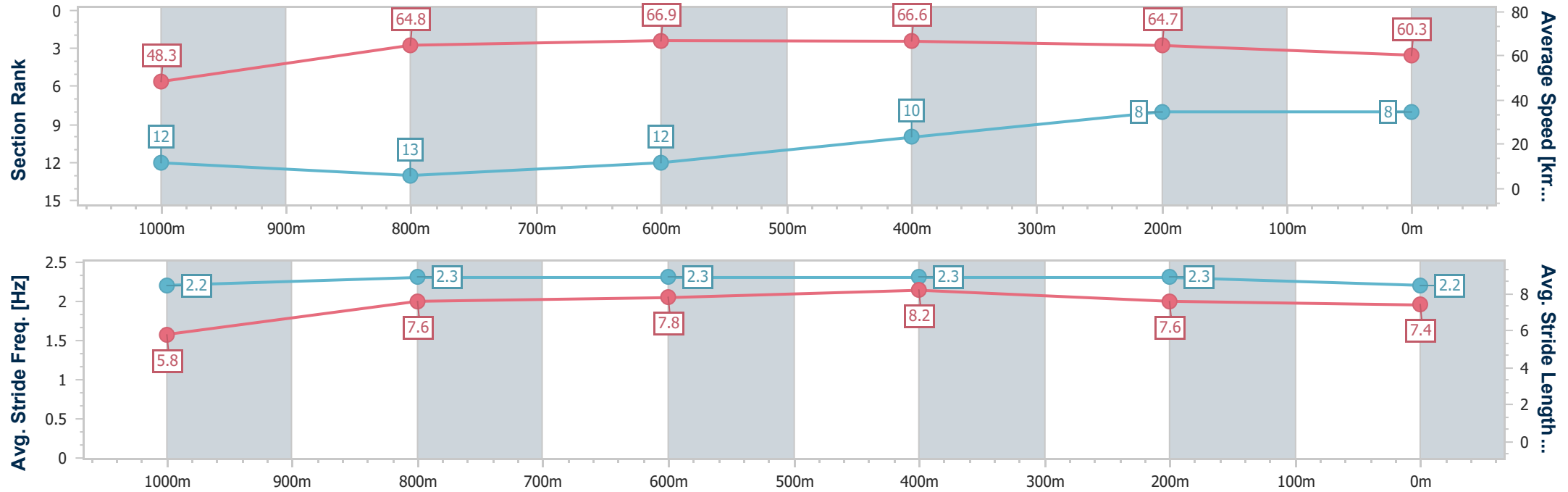


TownsvilleProfessional
Race 10: Ladbrokes Odd Surge RATINGS BAND 0 - 55
Handicap - 1200m
19 July 2025 - 16:56



Track Rating: Good 4, Weather: Fine, Rail Position: +3m Entire

Section	Overall	1000m	800m	600m	400m	200m							
Section Times	1:11.30 [8] (0:15.00)	0:56.30 [12] (0:11.34)	0:44.96 [13] (0:10.88)	0:34.08 [12] (0:10.93)	0:23.15 [10] (0:11.19)	0:11.96 [8] (0:11.96)							
Average Speed [km/h]	48.3	64.8	66.9	66.6	64.7	60.3							
Top Speed [km/h]	64.5	66.4	67.6	67.5	66.7	62.3							
Avg. Dist. to Rail [m]	10.8	4.0	2.2	2.4	5.0	8.7							
Avg. Stride Freq. [Hz]	2.2	2.3	2.3	2.3	2.3	2.2							
Avg. Stride Length [m]	5.8	7.6	7.8	8.2	7.6	7.4							





Horse/Jockey Name	Encroachment
Final Rank	9
Fastest Section Time (Section)	0:11.02 (400m)
Top Speed [km/h] (Section)	67.9 (400m)
Race State	Finished

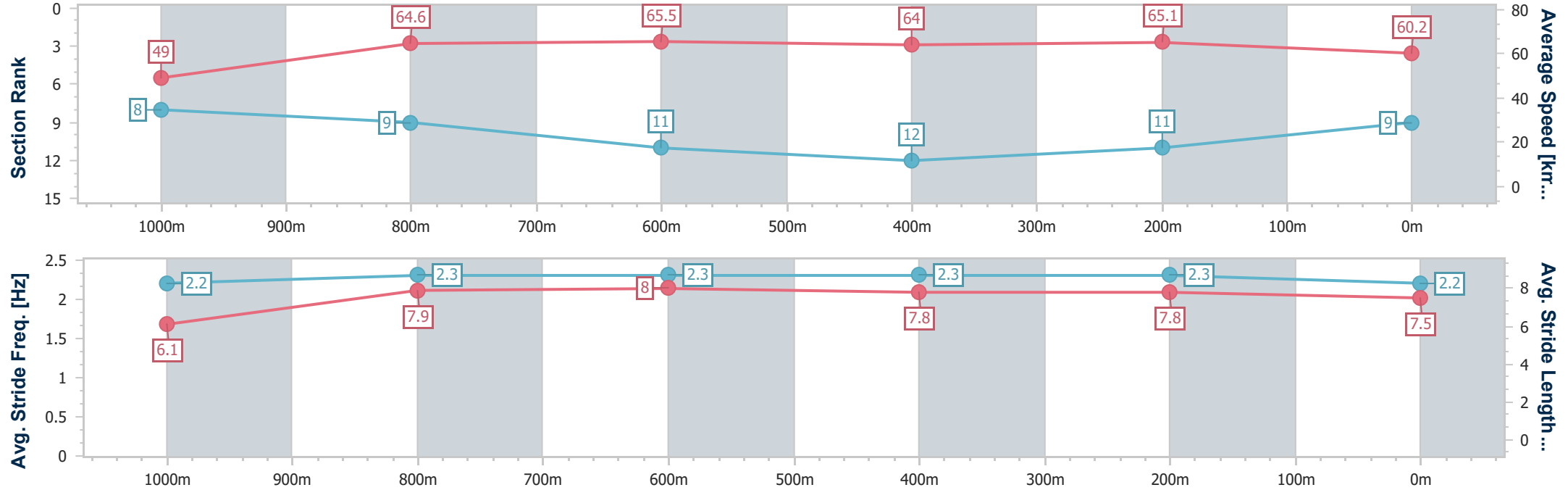


TownsvilleProfessional
Race 10: Ladbrokes Odd Surge RATINGS BAND 0 - 55
Handicap - 1200m
19 July 2025 - 16:56



Track Rating: Good 4, Weather: Fine, Rail Position: +3m Entire

Section	Overall	1000m	800m	600m	400m	200m							
Section Times	1:11.42 [9] (0:14.71)	0:56.71 [8] (0:11.29)	0:45.42 [9] (0:11.15)	0:34.27 [11] (0:11.28)	0:22.99 [12] (0:11.02)	0:11.97 [11] (0:11.97)							
Average Speed [km/h]	49.0	64.6	65.5	64.0	65.1	60.2							
Top Speed [km/h]	64.5	66.4	66.4	65.3	67.9	63.6							
Avg. Dist. to Rail [m]	6.2	2.5	2.6	1.2	1.5	4.9							
Avg. Stride Freq. [Hz]	2.2	2.3	2.3	2.3	2.3	2.2							
Avg. Stride Length [m]	6.1	7.9	8.0	7.8	7.8	7.5							





Horse/Jockey Name	Cool Story
Final Rank	10
Fastest Section Time (Section)	0:10.99 (800m)
Top Speed [km/h] (Section)	68.3 (1000m)
Race State	Finished

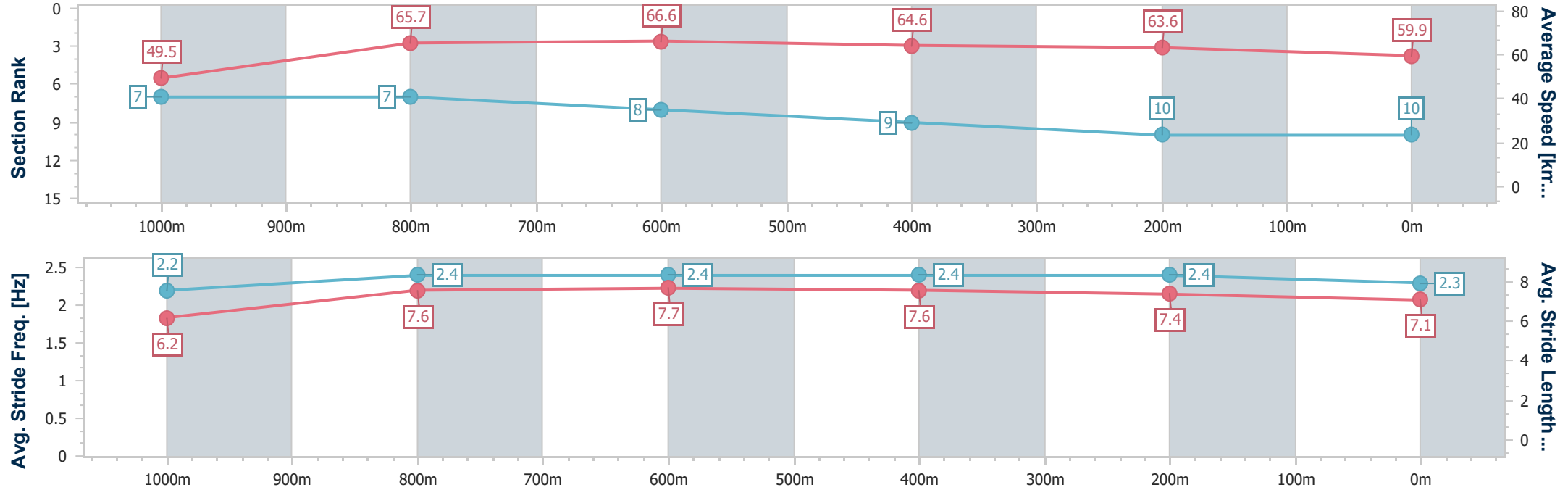


TownsvilleProfessional
Race 10: Ladbrokes Odd Surge RATINGS BAND 0 - 55
Handicap - 1200m
19 July 2025 - 16:56



Track Rating: Good 4, Weather: Fine, Rail Position: +3m Entire

Section	Overall	1000m	800m	600m	400m	200m							
Section Times	1:11.45 [10] (0:14.65)	0:56.80 [7] (0:11.17)	0:45.63 [7] (0:10.99)	0:34.64 [8] (0:11.27)	0:23.37 [9] (0:11.36)	0:12.01 [10] (0:12.01)							
Average Speed [km/h]	49.5	65.7	66.6	64.6	63.6	59.9							
Top Speed [km/h]	64.9	68.3	68.1	66.8	65.5	62.8							
Avg. Dist. to Rail [m]	10.3	3.9	3.5	2.3	3.6	6.1							
Avg. Stride Freq. [Hz]	2.2	2.4	2.4	2.4	2.4	2.3							
Avg. Stride Length [m]	6.2	7.6	7.7	7.6	7.4	7.1							





Horse/Jockey Name	Chirography
Final Rank	11
Fastest Section Time (Section)	0:11.01 (800m)
Top Speed [km/h] (Section)	67.5 (800m)
Race State	Finished

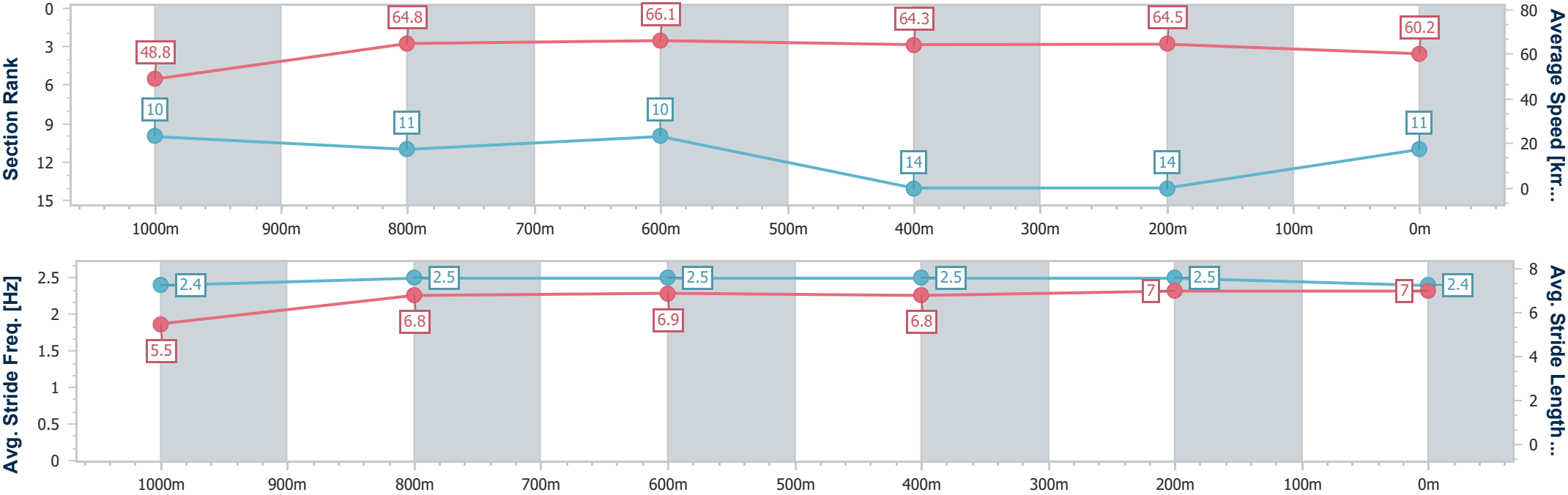


TownsvilleProfessional
Race 10: Ladbrokes Odd Surge RATINGS BAND 0 - 55
Handicap - 1200m
19 July 2025 - 16:56



Track Rating: Good 4, Weather: Fine, Rail Position: +3m Entire

Section	Overall	1000m	800m	600m	400m	200m							
Section Times	1:11.69 [11] (0:14.80)	0:56.89 [10] (0:11.32)	0:45.57 [11] (0:11.01)	0:34.56 [10] (0:11.37)	0:23.19 [14] (0:11.22)	0:11.97 [14] (0:11.97)							
Average Speed [km/h]	48.8	64.8	66.1	64.3	64.5	60.2							
Top Speed [km/h]	65.3	67.0	67.5	66.0	65.2	63.3							
Avg. Dist. to Rail [m]	8.1	3.5	2.9	2.6	4.3	6.4							
Avg. Stride Freq. [Hz]	2.4	2.5	2.5	2.5	2.5	2.4							
Avg. Stride Length [m]	5.5	6.8	6.9	6.8	7.0	7.0							





Horse/Jockey Name	Look At Rosa
Final Rank	12
Fastest Section Time (Section)	0:10.93 (800m)
Top Speed [km/h] (Section)	66.6 (800m)
Race State	Finished

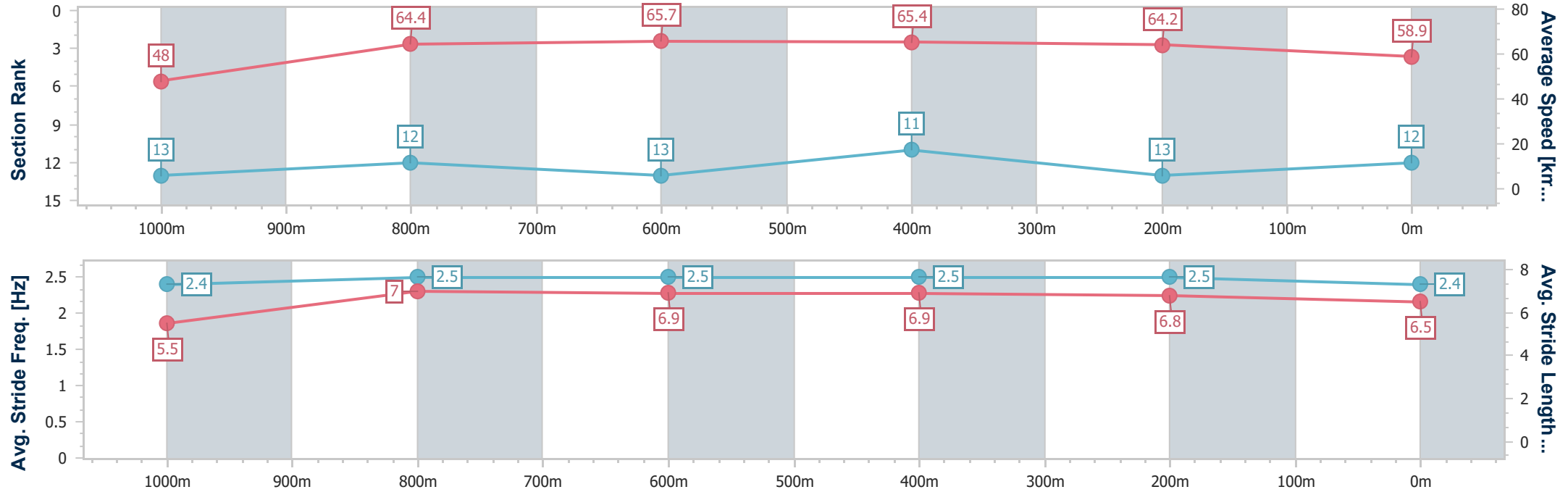


TownsvilleProfessional
Race 10: Ladbrokes Odd Surge RATINGS BAND 0 - 55
Handicap - 1200m
19 July 2025 - 16:56



Track Rating: Good 4, Weather: Fine, Rail Position: +3m Entire

Section	Overall	1000m	800m	600m	400m	200m							
Section Times	1:11.76 [12] (0:15.03)	0:56.73 [13] (0:11.27)	0:45.46 [12] (0:10.93)	0:34.53 [13] (0:11.05)	0:23.48 [11] (0:11.25)	0:12.23 [13] (0:12.23)							
Average Speed [km/h]	48.0	64.4	65.7	65.4	64.2	58.9							
Top Speed [km/h]	65.4	65.9	66.6	66.5	65.6	62.3							
Avg. Dist. to Rail [m]	5.9	1.2	0.3	0.6	4.2	5.4							
Avg. Stride Freq. [Hz]	2.4	2.5	2.5	2.5	2.5	2.4							
Avg. Stride Length [m]	5.5	7.0	6.9	6.9	6.8	6.5							





Horse/Jockey Name	White Arendelle
Final Rank	13
Fastest Section Time (Section)	0:10.97 (1000m)
Top Speed [km/h] (Section)	68.0 (800m)
Race State	Finished

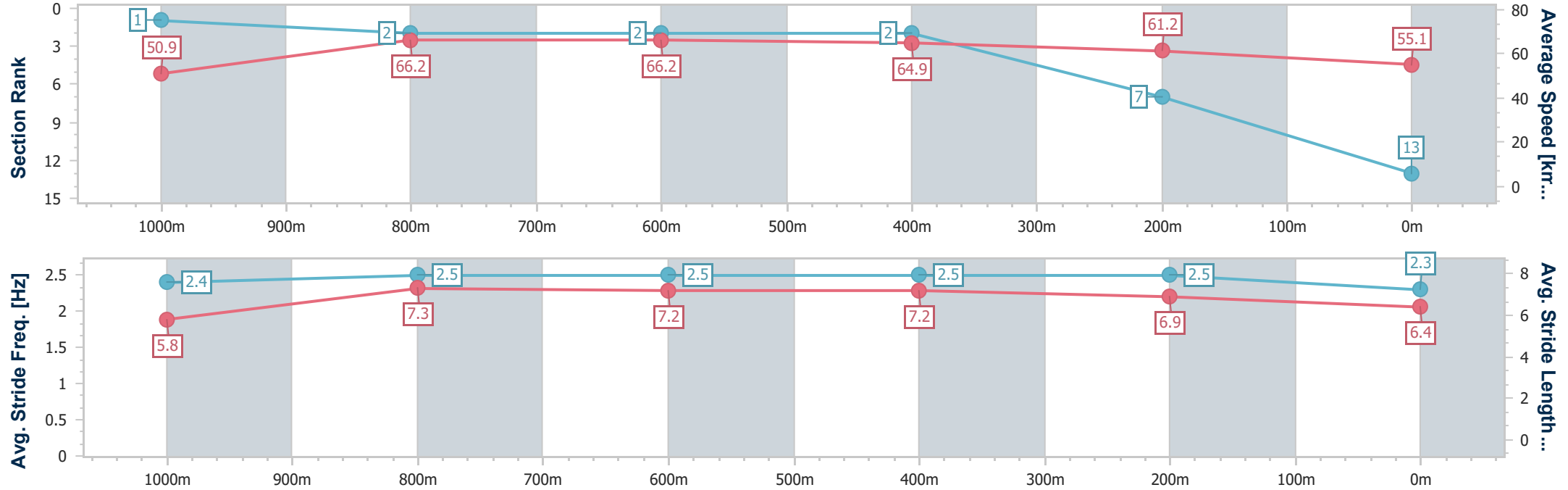


TownsvilleProfessional
Race 10: Ladbrokes Odd Surge RATINGS BAND 0 - 55
Handicap - 1200m
19 July 2025 - 16:56



Track Rating: Good 4, Weather: Fine, Rail Position: +3m Entire

Section	Overall	1000m	800m	600m	400m	200m							
Section Times	1:12.12 [13] (0:14.17)	0:57.95 [1] (0:10.97)	0:46.98 [2] (0:10.98)	0:36.00 [2] (0:11.16)	0:24.84 [2] (0:11.80)	0:13.04 [7] (0:13.04)							
Average Speed [km/h]	50.9	66.2	66.2	64.9	61.2	55.1							
Top Speed [km/h]	67.0	67.2	68.0	67.2	63.6	58.6							
Avg. Dist. to Rail [m]	3.9	1.9	1.9	1.1	2.0	3.8							
Avg. Stride Freq. [Hz]	2.4	2.5	2.5	2.5	2.5	2.3							
Avg. Stride Length [m]	5.8	7.3	7.2	7.2	6.9	6.4							





Horse/Jockey Name	Inala Aticus
Final Rank	14
Fastest Section Time (Section)	0:10.88 (800m)
Top Speed [km/h] (Section)	67.9 (Overall)
Race State	Finished



TownsvilleProfessional
Race 10: Ladbrokes Odd Surge RATINGS BAND 0 - 55
Handicap - 1200m
19 July 2025 - 16:56



Track Rating: Good 4, Weather: Fine, Rail Position: +3m Entire

Section	Overall	1000m	800m	600m	400m	200m							
Section Times	1:12.22 [14] (0:14.37)	0:57.85 [3] (0:10.94)	0:46.91 [3] (0:10.88)	0:36.03 [3] (0:11.31)	0:24.72 [5] (0:11.87)	0:12.85 [9] (0:12.85)							
Average Speed [km/h]	50.2	66.3	66.8	64.7	61.2	56.0							
Top Speed [km/h]	67.9	67.4	67.9	65.7	63.1	59.0							
Avg. Dist. to Rail [m]	5.3	1.1	2.3	3.2	5.9	8.0							
Avg. Stride Freq. [Hz]	2.3	2.5	2.5	2.4	2.4	2.3							
Avg. Stride Length [m]	5.9	7.4	7.5	7.4	7.2	6.7							

