



Ladbrokes Cannon Park Professional
Race 1: MAI STRATA QTIS Two-Year-Old and Three-Year-Old Maiden
Plate - 950m
24 July 2025 - 13:06



Track Rating: Soft 6, Weather: Overcast, Rail Position: +3m 1000m-300m; +2m Remainder

Section						Overall	800m	600m	400m	200m	Last 600m		
Field Times						0:55.99 (0:10.26)	0:45.73 (0:10.70)	0:35.03 (0:11.28)	0:23.75 (0:11.60)	0:12.15 (0:12.15)	0:35.03		
Rank	TAB	Horse/Jockey	Barrier	Top Speed [km/h]	Fastest Section	Margin						Distance Travelled [m]	
1	6	GEM OF SCOTS	8	69.1	0:10.56	0:55.99 [1]	0:45.42 [4]	0:34.86 [3]	0:23.41 [3]	0:11.86 [4]	0:55.99	0:34.86	
		Jackson Murphy		800m	800m	(0:10.57)	(0:10.56)	(0:11.45)	(0:11.55)	(0:11.86)			
2	2	ASTERIDE	1	67.7	0:10.43	0:56.00 [2]	0:45.57 [2]	0:34.71 [4]	0:23.39 [4]	0:11.96 [2]	0.11L	0:34.71 -1	
		Nathan Thomas		800m	Overall	(0:10.43)	(0:10.86)	(0:11.32)	(0:11.43)	(0:11.96)			
3	5	TEKOPO	3	70.2	0:10.43	0:56.03 [3]	0:45.46 [3]	0:35.03 [2]	0:23.79 [1]	0:12.19 [1]	0.28L	0:35.03 -5	
		Lacey Morrison		800m	800m	(0:10.57)	(0:10.43)	(0:11.24)	(0:11.60)	(0:12.19)			
4	7	MUSIC GIRL	2	69.4	0:10.26	0:56.39 [4]	0:46.13 [1]	0:35.43 [1]	0:23.98 [2]	0:12.25 [5]	2.35L	0:35.43 -3	
		Sean Cormack		800m	Overall	(0:10.26)	(0:10.70)	(0:11.45)	(0:11.73)	(0:12.25)			
5	4	OVERWATCH	5	68.6	0:10.65	0:56.52 [5]	0:45.78 [6]	0:35.13 [5]	0:23.89 [5]	0:12.43 [3]	3.17L	0:35.13 -3	
		Ryan Wiggins		800m	800m	(0:10.74)	(0:10.65)	(0:11.24)	(0:11.46)	(0:12.43)			
6	9	SHEZA BARBAROSSA	6	66.7	0:10.92	0:56.83 [6]	0:45.91 [7]	0:34.91 [9]	0:23.81 [8]	0:12.23 [6]	4.99L	0:34.91 -6	
		Krysten Swaffer		800m	Overall	(0:10.92)	(0:11.00)	(0:11.10)	(0:11.58)	(0:12.23)			
7	1	LOVE WRAP	7	67.1	0:10.87	0:57.28 [7]	0:46.28 [9]	0:35.41 [8]	0:23.94 [9]	0:12.05 [9]	7.61L	0:35.41 -4	
		Wanderson D'Avila		800m	800m	(0:11.00)	(0:10.87)	(0:11.47)	(0:11.89)	(0:12.05)			
8	3	LICHFIELD ANGEL	4	67.0	0:10.61	0:57.29 [8]	0:46.68 [5]	0:35.84 [6]	0:24.40 [6]	0:12.42 [7]	7.68L	0:35.84 -6	
		Chris Meehan		800m	Overall	(0:10.61)	(0:10.84)	(0:11.44)	(0:11.98)	(0:12.42)			
9	8	PROPER BENDER	9	69.7	0:10.58	0:57.59 [9]	0:46.61 [8]	0:36.03 [7]	0:24.59 [7]	0:12.66 [8]	9.44L	0:36.03 +2	
		Rachel Shred		800m	800m	(0:10.98)	(0:10.58)	(0:11.44)	(0:11.93)	(0:12.66)			



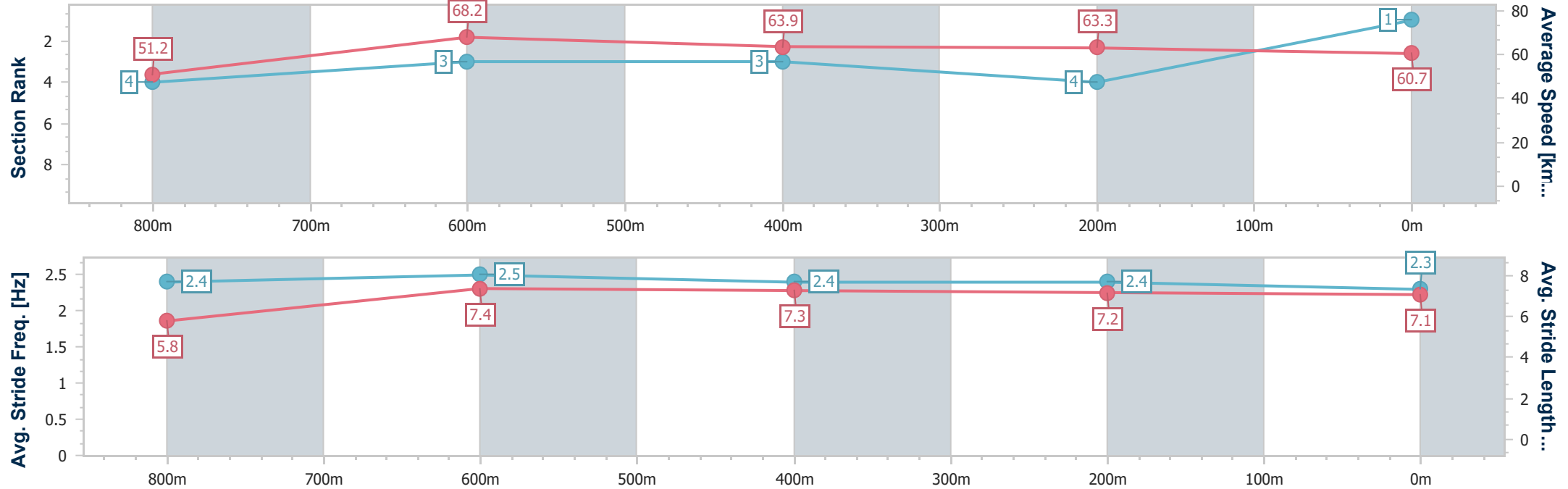
Horse/Jockey Name	Gem Of Scots
Final Rank	1
Fastest Section Time (Section)	0:10.56 (800m)
Top Speed [km/h] (Section)	69.1 (800m)
Race State	Finished



Ladbrokes Cannon ParkProfessional
Race 1: MAI STRATA QTIS Two-Year-Old and Three-Year-Old
Maiden Plate - 950m
24 July 2025 - 13:06
Track Rating: Soft 6, Weather: Overcast, Rail Position: +3m 1000m-300m; +2m Remainder



Section	Overall	800m	600m	400m	200m										
Section Times	0:55.99 [1] (0:10.57)	0:45.42 [4] (0:10.56)	0:34.86 [3] (0:11.45)	0:23.41 [3] (0:11.55)	0:11.86 [4] (0:11.86)										
Average Speed [km/h]	51.2	68.2	63.9	63.3	60.7										
Top Speed [km/h]	68.1	69.1	66.2	64.0	62.0										
Avg. Dist. to Rail [m]	5.3	1.7	2.5	6.8	11.0										
Avg. Stride Freq. [Hz]	2.4	2.5	2.4	2.4	2.3										
Avg. Stride Length [m]	5.8	7.4	7.3	7.2	7.1										





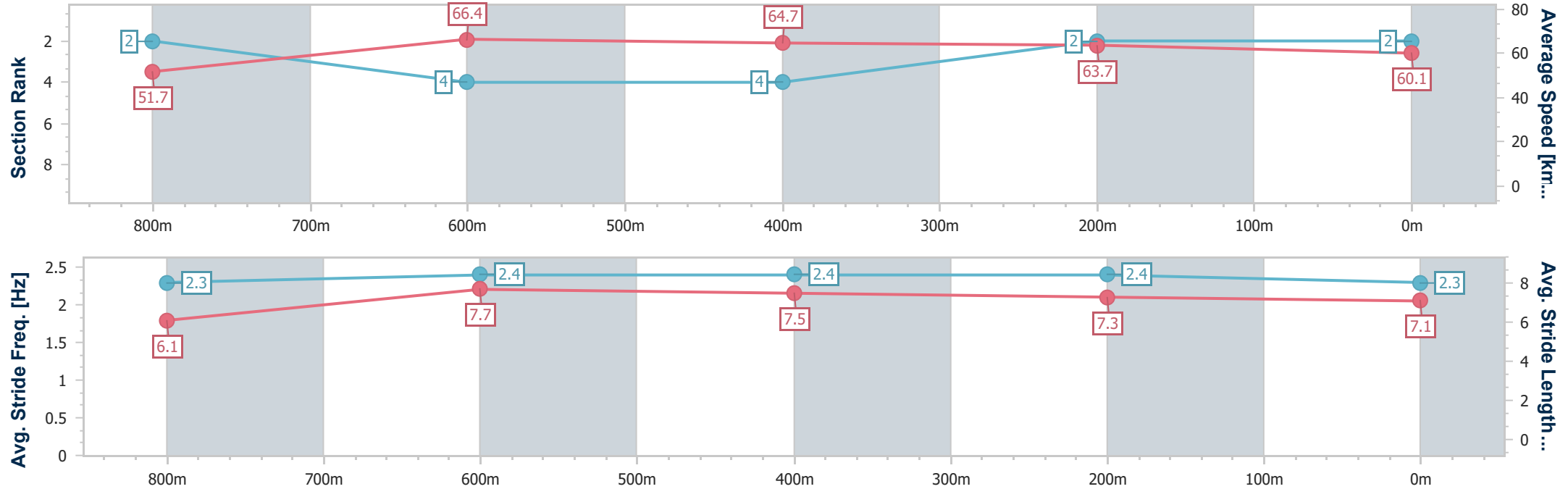
Horse/Jockey Name	Asteride
Final Rank	2
Fastest Section Time (Section)	0:10.43 (Overall)
Top Speed [km/h] (Section)	67.7 (800m)
Race State	Finished



Ladbrokes Cannon ParkProfessional
Race 1: MAI STRATA QTIS Two-Year-Old and Three-Year-Old
Maiden Plate - 950m
24 July 2025 - 13:06
Track Rating: Soft 6, Weather: Overcast, Rail Position: +3m 1000m-300m; +2m Remainder



Section	Overall	800m	600m	400m	200m														
Section Times	0:56.00 [2] (0:10.43)	0:45.57 [2] (0:10.86)	0:34.71 [4] (0:11.32)	0:23.39 [4] (0:11.43)	0:11.96 [2] (0:11.96)														
Average Speed [km/h]	51.7	66.4	64.7	63.7	60.1														
Top Speed [km/h]	66.0	67.7	67.4	64.8	62.8														
Avg. Dist. to Rail [m]	1.2	2.1	2.8	4.5	6.8														
Avg. Stride Freq. [Hz]	2.3	2.4	2.4	2.4	2.3														
Avg. Stride Length [m]	6.1	7.7	7.5	7.3	7.1														





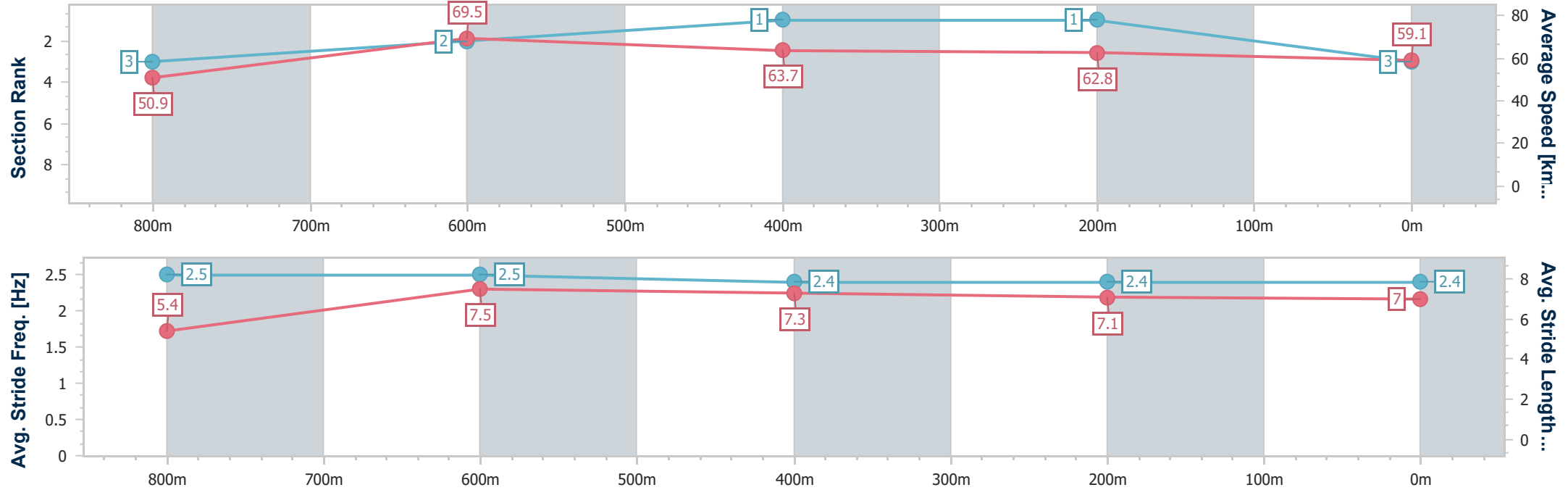
Horse/Jockey Name	Tekopo
Final Rank	3
Fastest Section Time (Section)	0:10.43 (800m)
Top Speed [km/h] (Section)	70.2 (800m)
Race State	Finished



Ladbrokes Cannon ParkProfessional
Race 1: MAI STRATA QTIS Two-Year-Old and Three-Year-Old
Maiden Plate - 950m
24 July 2025 - 13:06
Track Rating: Soft 6, Weather: Overcast, Rail Position: +3m 1000m-
300m; +2m Remainder



Section	Overall	800m	600m	400m	200m										
Section Times	0:56.03 [3] (0:10.57)	0:45.46 [3] (0:10.43)	0:35.03 [2] (0:11.24)	0:23.79 [1] (0:11.60)	0:12.19 [1] (0:12.19)										
Average Speed [km/h]	50.9	69.5	63.7	62.8	59.1										
Top Speed [km/h]	68.4	70.2	67.0	63.6	61.0										
Avg. Dist. to Rail [m]	1.8	2.0	1.6	4.4	5.0										
Avg. Stride Freq. [Hz]	2.5	2.5	2.4	2.4	2.4										
Avg. Stride Length [m]	5.4	7.5	7.3	7.1	7.0										





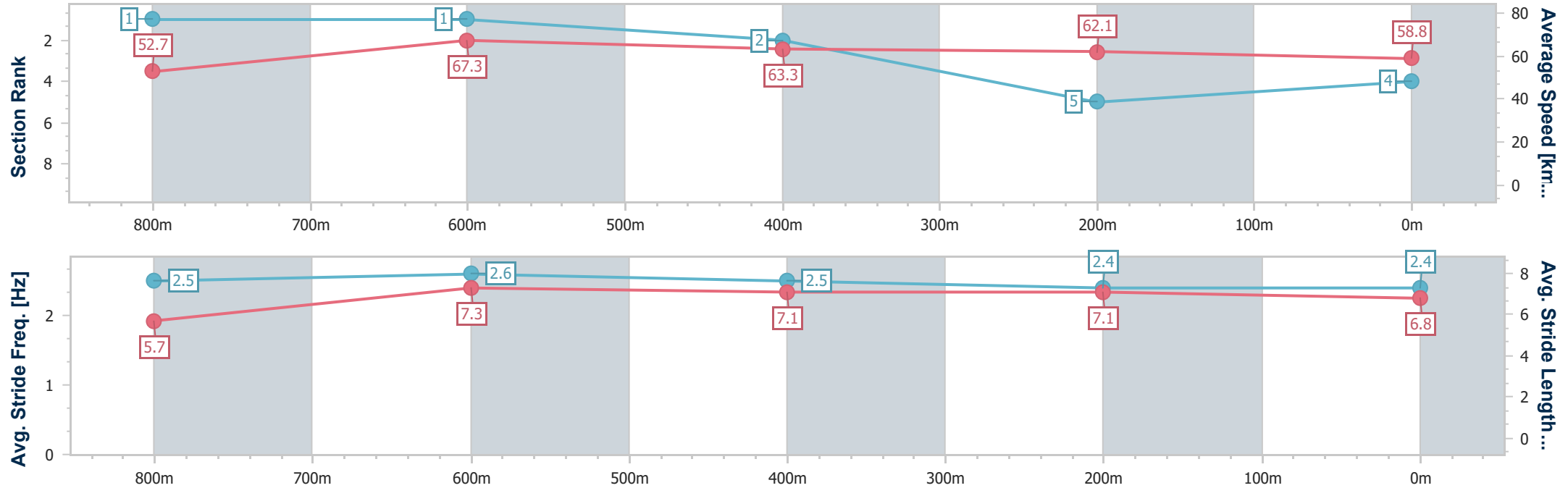
Horse/Jockey Name	Music Girl
Final Rank	4
Fastest Section Time (Section)	0:10.26 (Overall)
Top Speed [km/h] (Section)	69.4 (800m)
Race State	Finished



Ladbrokes Cannon ParkProfessional
Race 1: MAI STRATA QTIS Two-Year-Old and Three-Year-Old
Maiden Plate - 950m
24 July 2025 - 13:06
Track Rating: Soft 6, Weather: Overcast, Rail Position: +3m 1000m-
300m; +2m Remainder



Section	Overall	800m	600m	400m	200m									
Section Times	0:56.39 [4] (0:10.26)	0:46.13 [1] (0:10.70)	0:35.43 [1] (0:11.45)	0:23.98 [2] (0:11.73)	0:12.25 [5] (0:12.25)									
Average Speed [km/h]	52.7	67.3	63.3	62.1	58.8									
Top Speed [km/h]	69.0	69.4	66.3	62.8	62.2									
Avg. Dist. to Rail [m]	3.0	1.0	1.4	3.2	4.4									
Avg. Stride Freq. [Hz]	2.5	2.6	2.5	2.4	2.4									
Avg. Stride Length [m]	5.7	7.3	7.1	7.1	6.8									





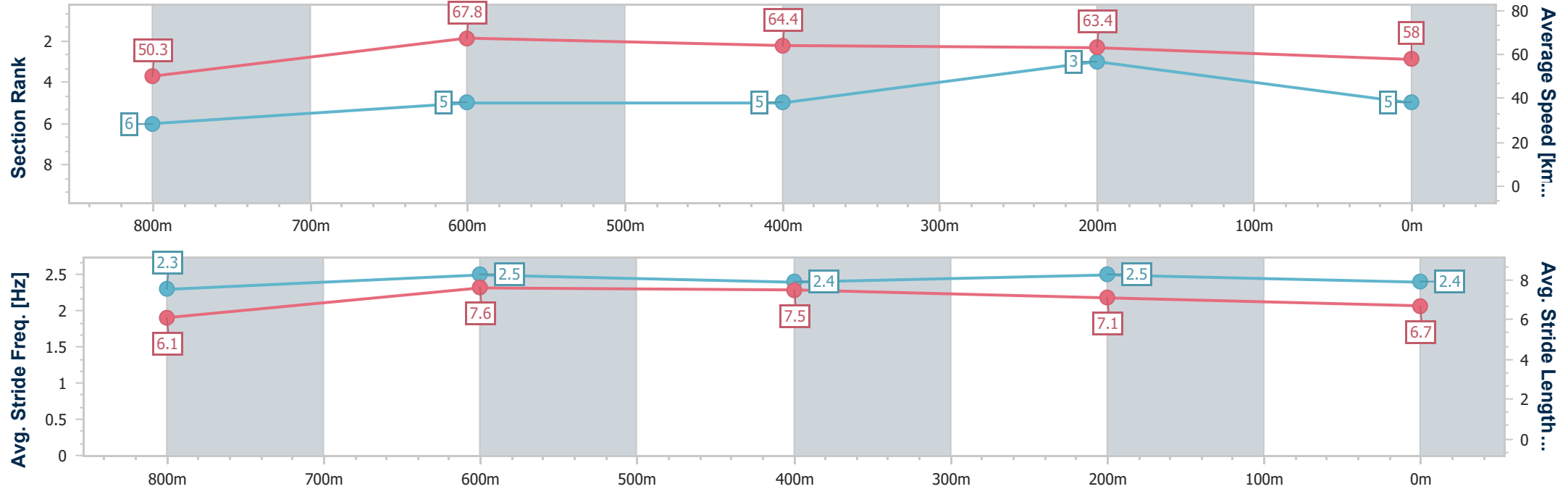
Horse/Jockey Name	Overwatch
Final Rank	5
Fastest Section Time (Section)	0:10.65 (800m)
Top Speed [km/h] (Section)	68.6 (800m)
Race State	Finished



Ladbrokes Cannon ParkProfessional
Race 1: MAI STRATA QTIS Two-Year-Old and Three-Year-Old
Maiden Plate - 950m
24 July 2025 - 13:06
Track Rating: Soft 6, Weather: Overcast, Rail Position: +3m 1000m-300m; +2m Remainder



Section	Overall	800m	600m	400m	200m										
Section Times	0:56.52 [5] (0:10.74)	0:45.78 [6] (0:10.65)	0:35.13 [5] (0:11.24)	0:23.89 [5] (0:11.46)	0:12.43 [3] (0:12.43)										
Average Speed [km/h]	50.3	67.8	64.4	63.4	58.0										
Top Speed [km/h]	68.0	68.6	68.1	63.9	62.9										
Avg. Dist. to Rail [m]	2.5	0.8	1.2	4.8	5.8										
Avg. Stride Freq. [Hz]	2.3	2.5	2.4	2.5	2.4										
Avg. Stride Length [m]	6.1	7.6	7.5	7.1	6.7										





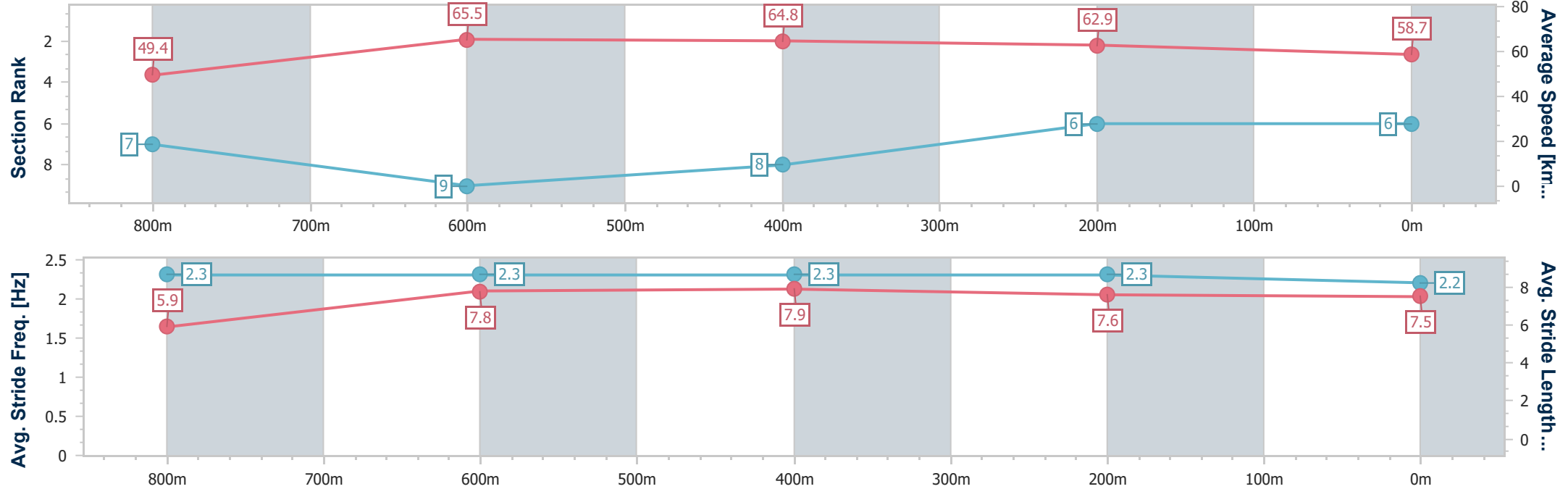
Horse/Jockey Name	Sheza Barbarossa
Final Rank	6
Fastest Section Time (Section)	0:10.92 (Overall)
Top Speed [km/h] (Section)	66.7 (800m)
Race State	Finished



Ladbrokes Cannon ParkProfessional
Race 1: MAI STRATA QTIS Two-Year-Old and Three-Year-Old
Maiden Plate - 950m
24 July 2025 - 13:06
Track Rating: Soft 6, Weather: Overcast, Rail Position: +3m 1000m-300m; +2m Remainder



Section	Overall	800m	600m	400m	200m										
Section Times	0:56.83 [6] (0:10.92)	0:45.91 [7] (0:11.00)	0:34.91 [9] (0:11.10)	0:23.81 [8] (0:11.58)	0:12.23 [6] (0:12.23)										
Average Speed [km/h]	49.4	65.5	64.8	62.9	58.7										
Top Speed [km/h]	64.2	66.7	66.2	63.4	61.6										
Avg. Dist. to Rail [m]	3.4	0.4	0.8	4.3	5.1										
Avg. Stride Freq. [Hz]	2.3	2.3	2.3	2.3	2.2										
Avg. Stride Length [m]	5.9	7.8	7.9	7.6	7.5										





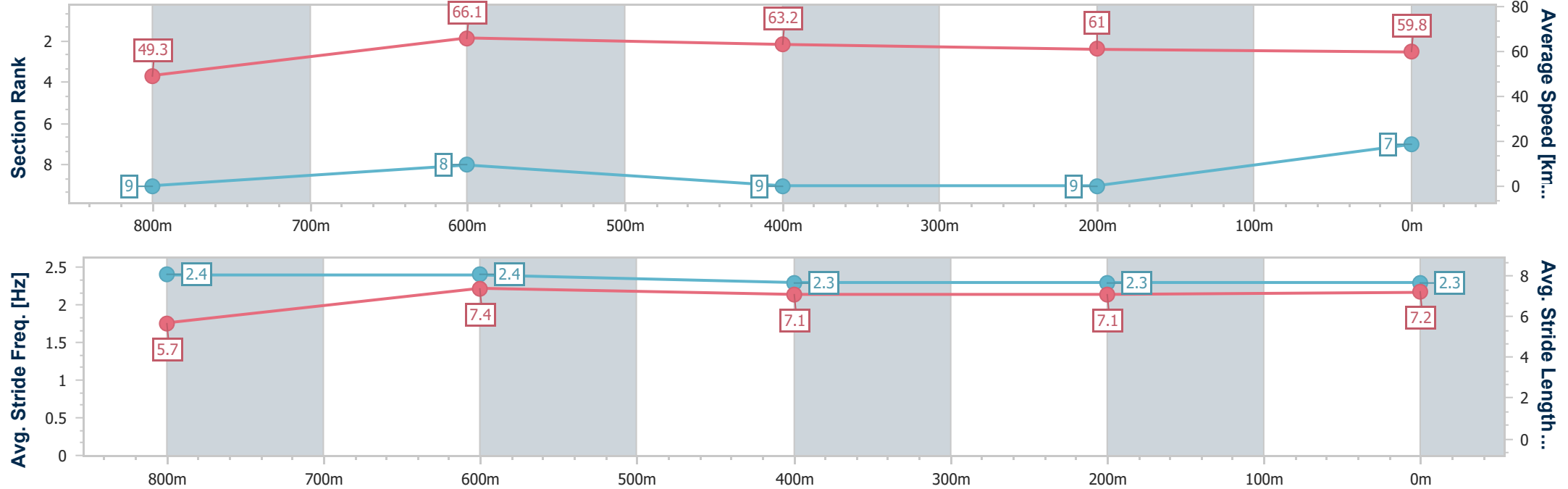
Horse/Jockey Name	Love Wrap
Final Rank	7
Fastest Section Time (Section)	0:10.87 (800m)
Top Speed [km/h] (Section)	67.1 (800m)
Race State	Finished



Ladbrokes Cannon ParkProfessional
Race 1: MAI STRATA QTIS Two-Year-Old and Three-Year-Old
Maiden Plate - 950m
24 July 2025 - 13:06
Track Rating: Soft 6, Weather: Overcast, Rail Position: +3m 1000m-
300m; +2m Remainder



Section	Overall	800m	600m	400m	200m										
Section Times	0:57.28 [7] (0:11.00)	0:46.28 [9] (0:10.87)	0:35.41 [8] (0:11.47)	0:23.94 [9] (0:11.89)	0:12.05 [9] (0:12.05)										
Average Speed [km/h]	49.3	66.1	63.2	61.0	59.8										
Top Speed [km/h]	65.6	67.1	65.8	61.7	60.7										
Avg. Dist. to Rail [m]	3.9	0.2	1.1	5.8	10.5										
Avg. Stride Freq. [Hz]	2.4	2.4	2.3	2.3	2.3										
Avg. Stride Length [m]	5.7	7.4	7.1	7.1	7.2										





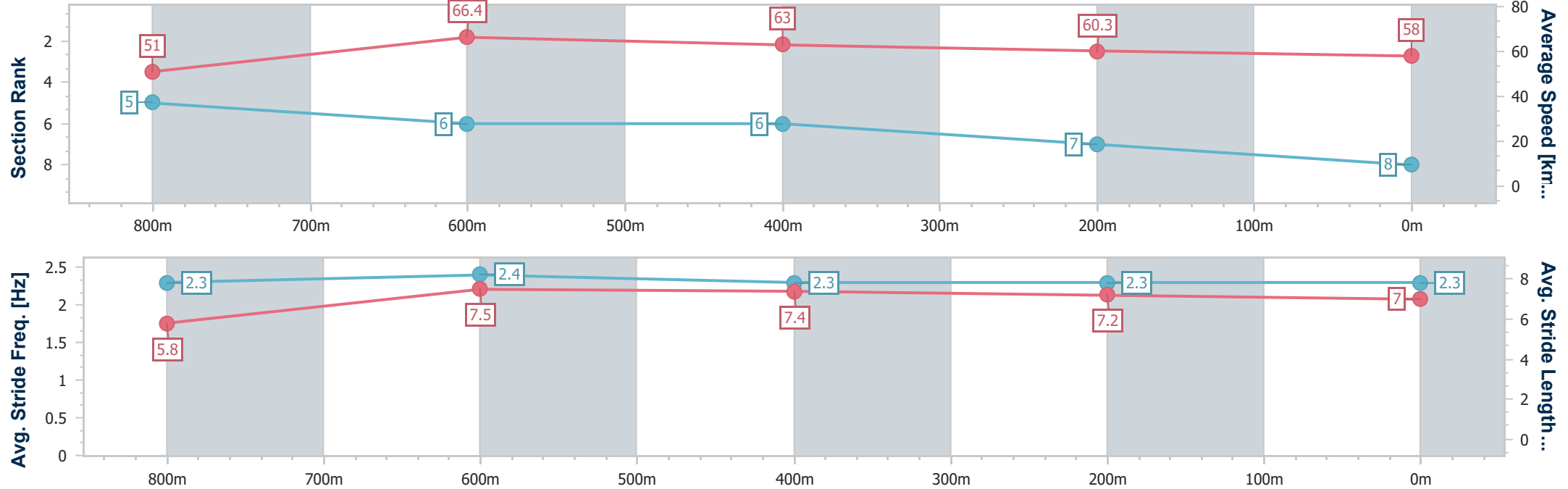
Horse/Jockey Name	Lichfield Angel
Final Rank	8
Fastest Section Time (Section)	0:10.61 (Overall)
Top Speed [km/h] (Section)	67.0 (800m)
Race State	Finished



Ladbrokes Cannon ParkProfessional
Race 1: MAI STRATA QTIS Two-Year-Old and Three-Year-Old
Maiden Plate - 950m
24 July 2025 - 13:06
Track Rating: Soft 6, Weather: Overcast, Rail Position: +3m 1000m-
300m; +2m Remainder



Section	Overall	800m	600m	400m	200m														
Section Times	0:57.29 [8] (0:10.61)	0:46.68 [5] (0:10.84)	0:35.84 [6] (0:11.44)	0:24.40 [6] (0:11.98)	0:12.42 [7] (0:12.42)														
Average Speed [km/h]	51.0	66.4	63.0	60.3	58.0														
Top Speed [km/h]	66.2	67.0	66.8	61.5	60.6														
Avg. Dist. to Rail [m]	1.9	0.5	0.5	2.7	5.2														
Avg. Stride Freq. [Hz]	2.3	2.4	2.3	2.3	2.3														
Avg. Stride Length [m]	5.8	7.5	7.4	7.2	7.0														





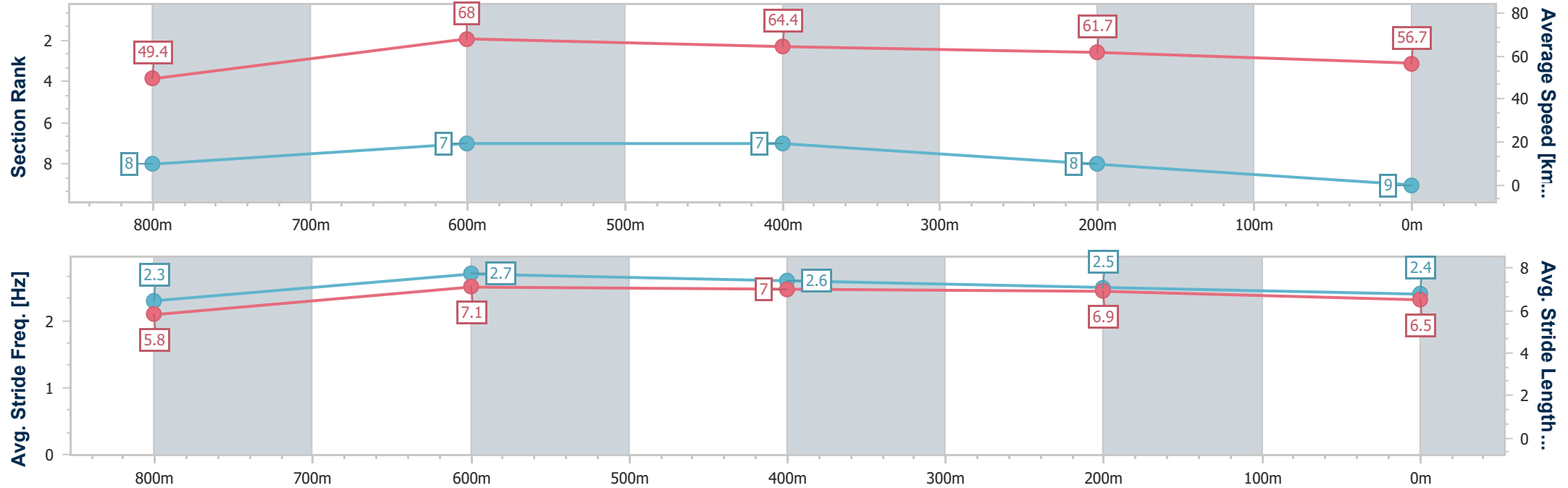
Horse/Jockey Name	Proper Bender
Final Rank	9
Fastest Section Time (Section)	0:10.58 (800m)
Top Speed [km/h] (Section)	69.7 (800m)
Race State	Finished



Ladbrokes Cannon ParkProfessional
Race 1: MAI STRATA QTIS Two-Year-Old and Three-Year-Old
Maiden Plate - 950m
24 July 2025 - 13:06
Track Rating: Soft 6, Weather: Overcast, Rail Position: +3m 1000m-300m; +2m Remainder



Section	Overall	800m	600m	400m	200m										
Section Times	0:57.59 [9] (0:10.98)	0:46.61 [8] (0:10.58)	0:36.03 [7] (0:11.44)	0:24.59 [7] (0:11.93)	0:12.66 [8] (0:12.66)										
Average Speed [km/h]	49.4	68.0	64.4	61.7	56.7										
Top Speed [km/h]	66.3	69.7	69.1	62.2	60.8										
Avg. Dist. to Rail [m]	6.0	3.2	3.9	6.6	5.8										
Avg. Stride Freq. [Hz]	2.3	2.7	2.6	2.5	2.4										
Avg. Stride Length [m]	5.8	7.1	7.0	6.9	6.5										





Ladbrokes Cannon Park Professional
Race 2: LYN GILMORE MEMORIAL OPEN Handicap - 1900m
24 July 2025 - 13:42



Track Rating: Soft 6, Weather: Overcast, Rail Position: +3m 1000m-300m; +2m Remainder

Section		Overall				1800m	1600m	1400m	1200m	1000m	800m	Last 600m	Distance Travelled [m]
Field Times		1:57.50 (0:09.42)				1:48.08 (0:12.15)	1:35.93 (0:11.99)	1:23.94 (0:11.59)	1:12.35 (0:11.54)	1:00.81 (0:11.36)	0:49.45 (0:11.79)	0:37.66	
Rank	TAB Horse/Jockey	Barrier	Top Speed [km/h]	Fastest Section									
1	5 VINCENZO Ty Wheeler	1	65.1 1000m	0:09.73 Overall	1:57.50 [1] (0:09.73)	1:47.77 [3] (0:11.84)	1:35.93 [1] (0:11.99)	1:23.94 [1] (0:11.59)	1:12.35 [1] (0:11.54)	1:00.81 [1] (0:11.36)	0:49.45 [1] (0:11.79)	0:37.66	
2	6 STADIUM OF LIGHT Sean Cormack	3	64.1 800m	0:09.89 Overall	1:57.55 [2] (0:09.89)	1:47.66 [4] (0:12.51)	1:35.15 [4] (0:12.42)	1:22.73 [4] (0:11.81)	1:10.92 [4] (0:11.38)	0:59.54 [4] (0:11.59)	0:47.95 [5] (0:11.31)	0:36.64	+1
3	3 CHOIR BOY Ivo Fry	4	64.8 800m	0:09.45 Overall	1:57.92 [3] (0:09.45)	1:48.47 [2] (0:12.62)	1:35.85 [3] (0:12.34)	1:23.51 [3] (0:11.98)	1:11.53 [3] (0:11.47)	1:00.06 [3] (0:11.30)	0:48.76 [2] (0:11.32)	0:37.44	+2
4	1 MR MAESTRO Ryan Wiggins	5	65.9 800m	0:10.22 Overall	1:58.55 [4] (0:10.22)	1:48.33 [5] (0:12.41)	1:35.92 [5] (0:12.50)	1:23.42 [5] (0:11.69)	1:11.73 [5] (0:11.41)	1:00.32 [5] (0:11.29)	0:49.03 [4] (0:11.21)	0:37.82	+2
5	4 FIFTH POSITION Nathan Thomas	2	65.7 800m	0:09.42 Overall	1:59.12 [5] (0:09.42)	1:49.70 [1] (0:12.51)	1:37.19 [2] (0:12.34)	1:24.85 [2] (0:11.90)	1:12.95 [2] (0:11.54)	1:01.41 [2] (0:11.45)	0:49.96 [3] (0:11.28)	0:38.68	+3

Scratched: Smart Legend (#2)



Ladbrokes Cannon Park Professional
Race 2: LYN GILMORE MEMORIAL OPEN Handicap - 1900m
24 July 2025 - 13:42



Track Rating: Soft 6, Weather: Overcast, Rail Position: +3m 1000m-300m; +2m Remainder

Section		600m		400m		200m		Last 600m			
Field Times		0:37.66 (0:12.15)		0:25.51 (0:12.51)		0:13.00 (0:13.00)		0:37.66			
Rank	TAB	Horse/Jockey	Barrier	Top Speed [km/h]	Fastest Section	Margin			Distance Travelled [m]		
1	5	VINCENZO	1	65.1	0:09.73	0:37.66 [1]	0:25.51 [1]	0:13.00 [1]	1:57.50	0:37.66	
		Ty Wheeler		1000m	Overall	(0:12.15)	(0:12.51)	(0:13.00)			
2	6	STADIUM OF LIGHT	3	64.1	0:09.89	0:36.64 [5]	0:24.68 [5]	0:12.56 [3]	0.34L	0:36.64	+1
		Sean Cormack		800m	Overall	(0:11.96)	(0:12.12)	(0:12.56)			
3	3	CHOIR BOY	4	64.8	0:09.45	0:37.44 [3]	0:25.34 [3]	0:13.00 [2]	2.48L	0:37.44	+2
		Ivo Fry		800m	Overall	(0:12.10)	(0:12.34)	(0:13.00)			
4	1	MR MAESTRO	5	65.9	0:10.22	0:37.82 [4]	0:25.90 [4]	0:13.40 [4]	6.17L	0:37.82	+2
		Ryan Wiggins		800m	Overall	(0:11.92)	(0:12.50)	(0:13.40)			
5	4	FIFTH POSITION	2	65.7	0:09.42	0:38.68 [2]	0:26.60 [2]	0:13.86 [5]	9.53L	0:38.68	+3
		Nathan Thomas		800m	Overall	(0:12.08)	(0:12.74)	(0:13.86)			

Scratched: Smart Legend (#2)



Horse/Jockey Name	Vincenzo
Final Rank	1
Fastest Section Time (Section)	0:09.73 (Overall)
Top Speed [km/h] (Section)	65.1 (1000m)
Race State	Finished

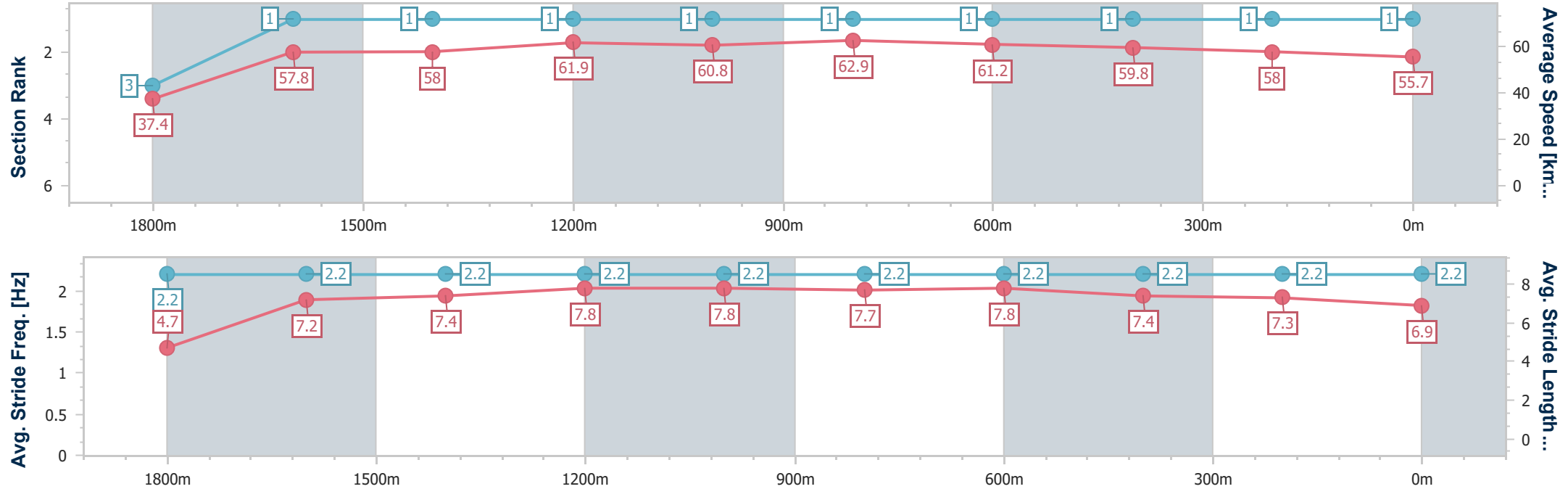


Ladbrokes Cannon ParkProfessional
Race 2: LYN GILMORE MEMORIAL OPEN Handicap - 1900m

24 July 2025 - 13:42
Track Rating: Soft 6, Weather: Overcast, Rail Position: +3m 1000m-300m; +2m Remainder



Section	Overall	1800m	1600m	1400m	1200m	1000m	800m	600m	400m	200m			
Section Times	1:57.50 [1] (0:09.73)	1:47.77 [3] (0:11.84)	1:35.93 [1] (0:11.99)	1:23.94 [1] (0:11.59)	1:12.35 [1] (0:11.54)	1:00.81 [1] (0:11.36)	0:49.45 [1] (0:11.79)	0:37.66 [1] (0:12.15)	0:25.51 [1] (0:12.51)	0:13.00 [1] (0:13.00)			
Average Speed [km/h]	37.4	57.8	58.0	61.9	60.8	62.9	61.2	59.8	58.0	55.7			
Top Speed [km/h]	61.9	61.9	60.7	63.3	62.9	65.1	64.2	64.1	60.2	57.2			
Avg. Dist. to Rail [m]	7.8	5.4	8.7	8.0	8.1	1.1	1.2	1.9	2.8	3.1			
Avg. Stride Freq. [Hz]	2.2	2.2	2.2	2.2	2.2	2.2	2.2	2.2	2.2	2.2			
Avg. Stride Length [m]	4.7	7.2	7.4	7.8	7.8	7.7	7.8	7.4	7.3	6.9			



- [] Ranking at each section and finish
- .-.- No data available at this section
- NA No data available



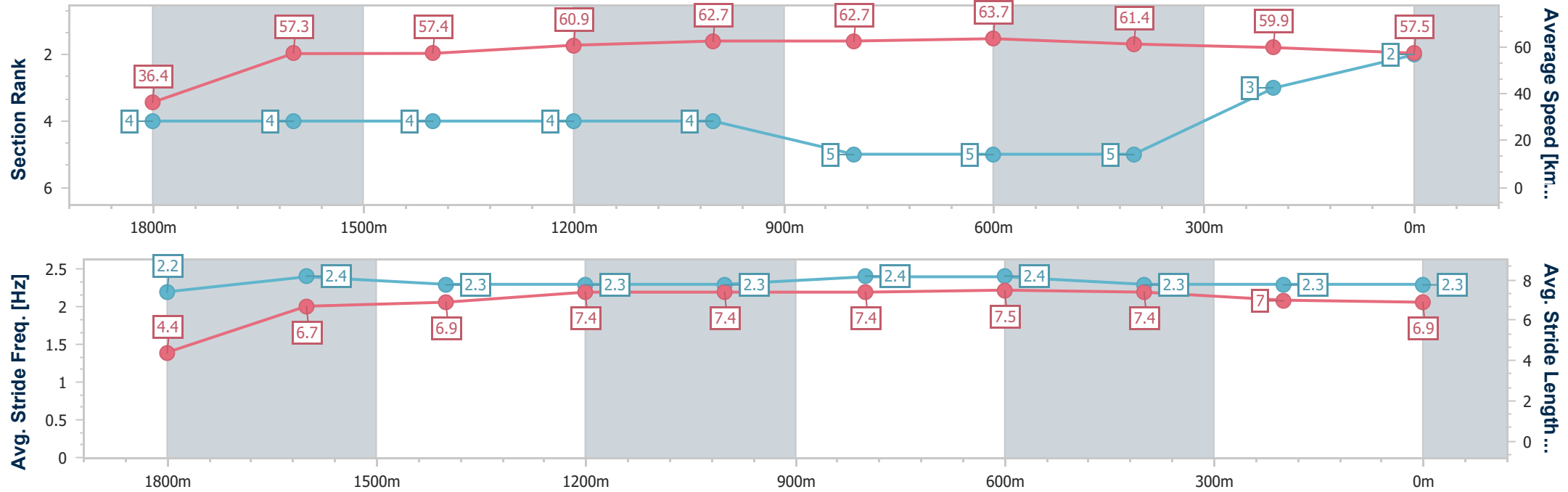
Horse/Jockey Name	Stadium Of Light
Final Rank	2
Fastest Section Time (Section)	0:09.89 (Overall)
Top Speed [km/h] (Section)	64.1 (800m)
Race State	Finished



Ladbrokes Cannon Park Professional
Race 2: LYN GILMORE MEMORIAL OPEN Handicap - 1900m
24 July 2025 - 13:42
Track Rating: Soft 6, Weather: Overcast, Rail Position: +3m 1000m-300m; +2m Remainder



Section	Overall	1800m	1600m	1400m	1200m	1000m	800m	600m	400m	200m			
Section Times	1:57.55 [2] (0:09.89)	1:47.66 [4] (0:12.51)	1:35.15 [4] (0:12.42)	1:22.73 [4] (0:11.81)	1:10.92 [4] (0:11.38)	0:59.54 [4] (0:11.59)	0:47.95 [5] (0:11.31)	0:36.64 [5] (0:11.96)	0:24.68 [5] (0:12.12)	0:12.56 [3] (0:12.56)			
Average Speed [km/h]	36.4	57.3	57.4	60.9	62.7	62.7	63.7	61.4	59.9	57.5			
Top Speed [km/h]	56.9	58.6	59.2	62.0	63.8	64.0	64.1	63.5	60.5	59.5			
Avg. Dist. to Rail [m]	8.4	1.8	2.5	2.9	2.0	1.6	3.2	3.3	5.7	9.3			
Avg. Stride Freq. [Hz]	2.2	2.4	2.3	2.3	2.3	2.4	2.4	2.3	2.3	2.3			
Avg. Stride Length [m]	4.4	6.7	6.9	7.4	7.4	7.4	7.5	7.4	7.0	6.9			





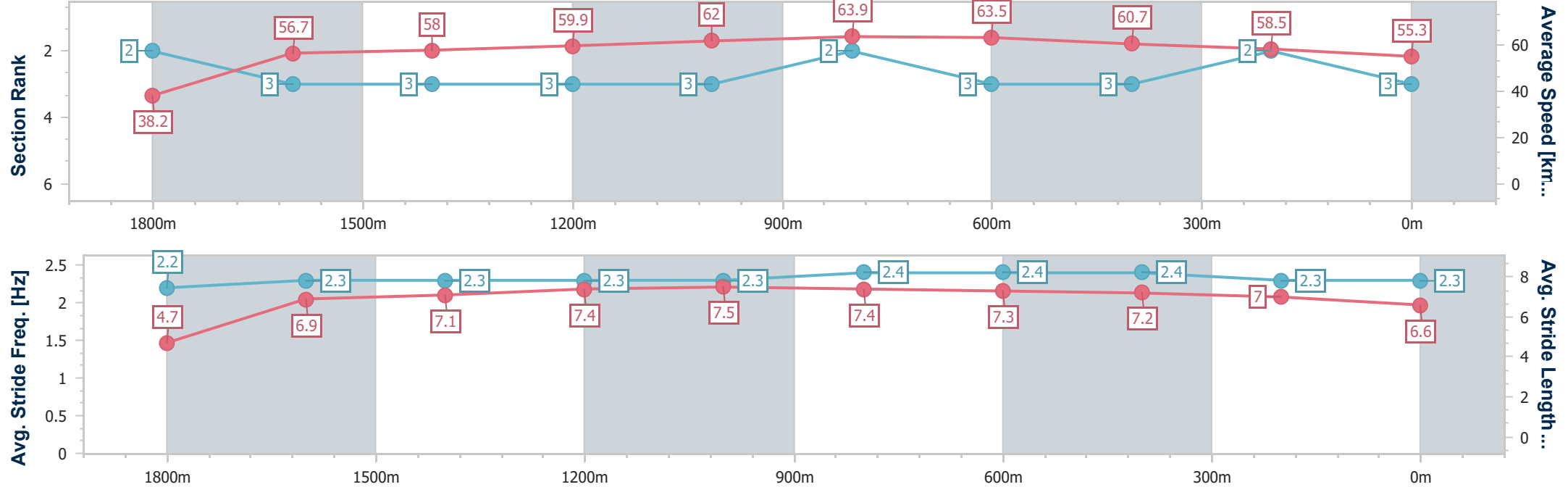
Horse/Jockey Name	Choir Boy
Final Rank	3
Fastest Section Time (Section)	0:09.45 (Overall)
Top Speed [km/h] (Section)	64.8 (800m)
Race State	Finished



Ladbrokes Cannon Park Professional
Race 2: LYN GILMORE MEMORIAL OPEN Handicap - 1900m
24 July 2025 - 13:42
Track Rating: Soft 6, Weather: Overcast, Rail Position: +3m 1000m-300m; +2m Remainder



Section	Overall	1800m	1600m	1400m	1200m	1000m	800m	600m	400m	200m			
Section Times	1:57.92 [3] (0:09.45)	1:48.47 [2] (0:12.62)	1:35.85 [3] (0:12.34)	1:23.51 [3] (0:11.98)	1:11.53 [3] (0:11.47)	1:00.06 [3] (0:11.30)	0:48.76 [2] (0:11.32)	0:37.44 [3] (0:12.10)	0:25.34 [3] (0:12.34)	0:13.00 [2] (0:13.00)			
Average Speed [km/h]	38.2	56.7	58.0	59.9	62.0	63.9	63.5	60.7	58.5	55.3			
Top Speed [km/h]	57.3	58.7	59.3	61.7	63.7	64.6	64.8	63.4	61.0	57.2			
Avg. Dist. to Rail [m]	7.9	1.1	2.0	1.7	2.5	1.5	3.8	3.0	2.4	4.4			
Avg. Stride Freq. [Hz]	2.2	2.3	2.3	2.3	2.3	2.4	2.4	2.4	2.3	2.3			
Avg. Stride Length [m]	4.7	6.9	7.1	7.4	7.5	7.4	7.3	7.2	7.0	6.6			





Horse/Jockey Name	Mr Maestro
Final Rank	4
Fastest Section Time (Section)	0:10.22 (Overall)
Top Speed [km/h] (Section)	65.9 (800m)
Race State	Finished



Ladbrokes Cannon ParkProfessional

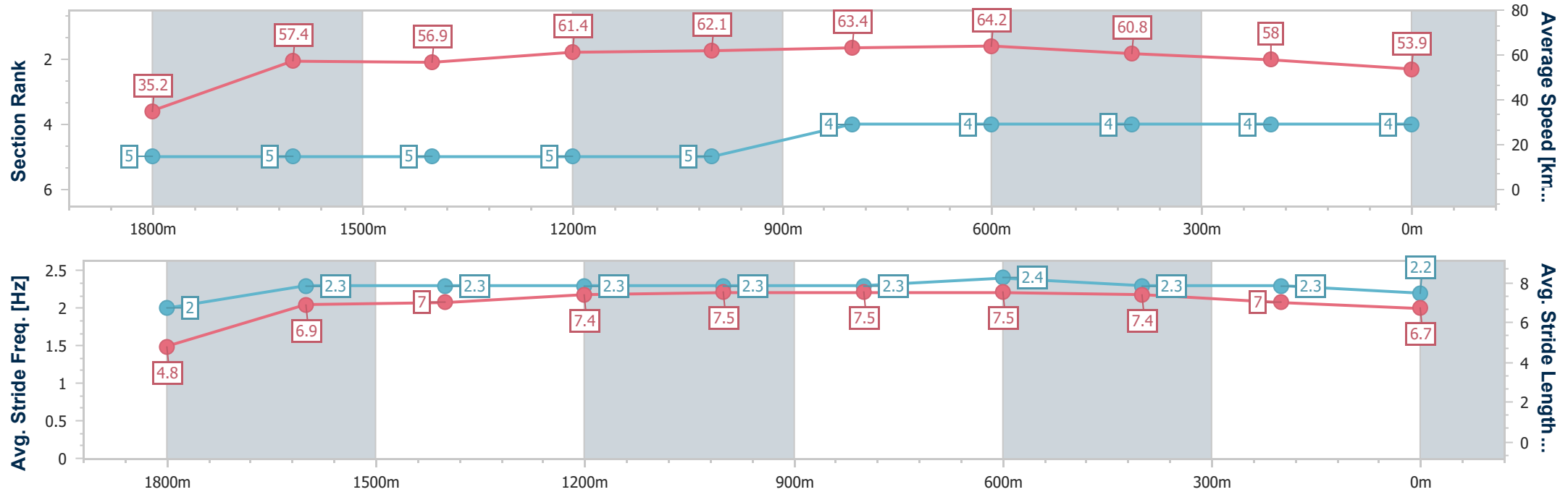
Race 2: LYN GILMORE MEMORIAL OPEN Handicap - 1900m

24 July 2025 - 13:42

Track Rating: Soft 6, Weather: Overcast, Rail Position: +3m 1000m-300m; +2m Remainder



Section	Overall	1800m	1600m	1400m	1200m	1000m	800m	600m	400m	200m			
Section Times	1:58.55 [4] (0:10.22)	1:48.33 [5] (0:12.41)	1:35.92 [5] (0:12.50)	1:23.42 [5] (0:11.69)	1:11.73 [5] (0:11.41)	1:00.32 [5] (0:11.29)	0:49.03 [4] (0:11.21)	0:37.82 [4] (0:11.92)	0:25.90 [4] (0:12.50)	0:13.40 [4] (0:13.40)			
Average Speed [km/h]	35.2	57.4	56.9	61.4	62.1	63.4	64.2	60.8	58.0	53.9			
Top Speed [km/h]	56.0	59.1	58.7	63.1	63.2	64.8	65.9	63.2	59.2	57.3			
Avg. Dist. to Rail [m]	8.2	1.3	3.1	3.5	4.4	1.2	0.4	1.0	2.9	6.5			
Avg. Stride Freq. [Hz]	2.0	2.3	2.3	2.3	2.3	2.3	2.4	2.3	2.3	2.2			
Avg. Stride Length [m]	4.8	6.9	7.0	7.4	7.5	7.5	7.5	7.4	7.0	6.7			





Horse/Jockey Name	Fifth Position
Final Rank	5
Fastest Section Time (Section)	0:09.42 (Overall)
Top Speed [km/h] (Section)	65.7 (800m)
Race State	Finished



Ladbrokes Cannon ParkProfessional

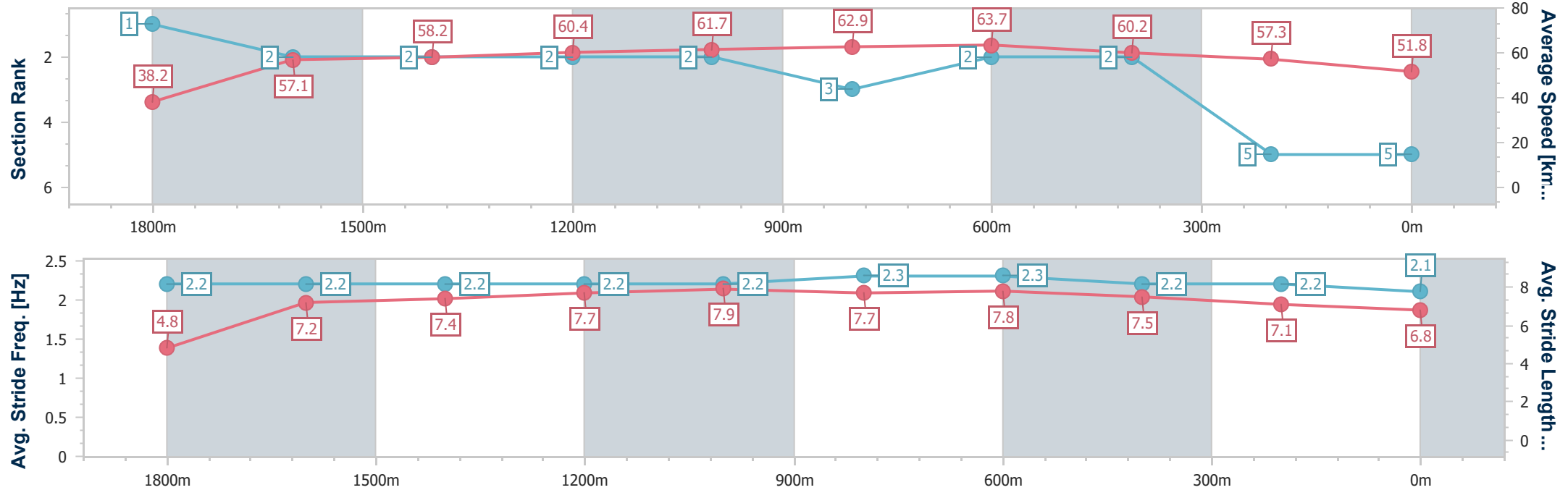
Race 2: LYN GILMORE MEMORIAL OPEN Handicap - 1900m

24 July 2025 - 13:42

Track Rating: Soft 6, Weather: Overcast, Rail Position: +3m 1000m-300m; +2m Remainder



Section	Overall	1800m	1600m	1400m	1200m	1000m	800m	600m	400m	200m			
Section Times	1:59.12 [5] (0:09.42)	1:49.70 [1] (0:12.51)	1:37.19 [2] (0:12.34)	1:24.85 [2] (0:11.90)	1:12.95 [2] (0:11.54)	1:01.41 [2] (0:11.45)	0:49.96 [3] (0:11.28)	0:38.68 [2] (0:12.08)	0:26.60 [2] (0:12.74)	0:13.86 [5] (0:13.86)			
Average Speed [km/h]	38.2	57.1	58.2	60.4	61.7	62.9	63.7	60.2	57.3	51.8			
Top Speed [km/h]	58.7	59.5	59.6	62.5	63.7	64.9	65.7	62.7	58.8	56.0			
Avg. Dist. to Rail [m]	7.5	1.1	1.6	1.3	3.2	1.0	1.9	1.7	5.2	6.6			
Avg. Stride Freq. [Hz]	2.2	2.2	2.2	2.2	2.2	2.3	2.3	2.2	2.2	2.1			
Avg. Stride Length [m]	4.8	7.2	7.4	7.7	7.9	7.7	7.8	7.5	7.1	6.8			





Ladbroke's Cannon Park Professional
Race 3: MAGIC MILLIONS/ROB KOCH MEMORIAL/FNQ UP & COMING
STAYERS BENCHMARK 70 Handicap - 2100m
24 July 2025 - 14:22



Track Rating: Soft 6, Weather: Overcast, Rail Position: +3m 1000m-300m; +2m Remainder

Section						Overall	2000m	1800m	1600m	1400m	1200m	1000m	Last 600m	
Field Times						2:11.65 (0:09.42)	2:02.23 (0:12.16)	1:50.07 (0:12.29)	1:37.78 (0:12.53)	1:25.25 (0:12.41)	1:12.84 (0:12.06)	1:00.78 (0:12.62)	0:36.63	
Rank	TAB	Horse/Jockey	Barrier	Top Speed [km/h]	Fastest Section									Distance Travelled [m]
1	2	OLYMPIC KORCHNOI	4	63.7	0:10.12	2:11.65 [1]	2:01.53 [5]	1:49.83 [2]	1:37.78 [1]	1:25.25 [1]	1:12.84 [1]	1:00.78 [1]	0:36.63	
		Lauren Guernier		800m	Overall	(0:10.12)	(0:11.70)	(0:12.05)	(0:12.53)	(0:12.41)	(0:12.06)	(0:12.62)		
2	6	BOLD FEELING	3	63.9	0:09.66	2:12.19 [2]	2:02.53 [2]	1:50.01 [5]	1:37.64 [4]	1:25.17 [3]	1:12.83 [3]	1:00.71 [3]	0:36.75	-1
		Nathan Thomas		800m	Overall	(0:09.66)	(0:12.52)	(0:12.37)	(0:12.47)	(0:12.34)	(0:12.12)	(0:12.36)		
3	5	MEDAL	1	64.2	0:09.83	2:12.20 [3]	2:02.37 [4]	1:50.12 [3]	1:37.76 [3]	1:25.05 [5]	1:12.65 [5]	1:00.53 [5]	0:36.58	+0
		Ivo Fry		800m	Overall	(0:09.83)	(0:12.25)	(0:12.36)	(0:12.71)	(0:12.40)	(0:12.12)	(0:12.43)		
4	3	PEROVIC	5	64.2	0:09.80	2:12.29 [4]	2:02.49 [3]	1:50.20 [4]	1:37.62 [5]	1:25.19 [4]	1:12.83 [4]	1:00.74 [4]	0:36.90	+3
		Sean Cormack		800m	Overall	(0:09.80)	(0:12.29)	(0:12.58)	(0:12.43)	(0:12.36)	(0:12.09)	(0:12.36)		
5	7	MERRY OLD SOUL	2	62.7	0:09.42	2:12.42 [5]	2:03.00 [1]	1:50.84 [1]	1:38.27 [2]	1:25.55 [2]	1:13.15 [2]	1:01.07 [2]	0:36.78	-2
		Krysten Swaffer		600m	Overall	(0:09.42)	(0:12.16)	(0:12.57)	(0:12.72)	(0:12.40)	(0:12.08)	(0:12.45)		

Scratched: Major Artie (#1), Redwood Shadow (#4)



Ladbroke's Cannon Park Professional
Race 3: MAGIC MILLIONS/ROB KOCH MEMORIAL/FNQ UP & COMING
STAYERS BENCHMARK 70 Handicap - 2100m
24 July 2025 - 14:22



Track Rating: Soft 6, Weather: Overcast, Rail Position: +3m 1000m-300m; +2m Remainder

Section		Field Times					800m	600m	400m	200m	Last 600m		
							0:48.16 (0:11.53)	0:36.63 (0:11.79)	0:24.84 (0:11.99)	0:12.85 (0:12.85)	0:36.63		
Rank	TAB	Horse/Jockey	Barrier	Top Speed [km/h]	Fastest Section						Margin	Distance Travelled [m]	
1	2	OLYMPIC KORCHNOI	4	63.7	0:10.12	0:48.16 [1]	0:36.63 [1]	0:24.84 [1]	0:12.85 [1]	2:11.65	0:36.63		
		Lauren Guernier		800m	Overall	(0:11.53)	(0:11.79)	(0:11.99)	(0:12.85)				
2	6	BOLD FEELING	3	63.9	0:09.66	0:48.35 [3]	0:36.75 [3]	0:24.92 [2]	0:12.69 [2]	3.15L	0:36.75		
		Nathan Thomas		800m	Overall	(0:11.60)	(0:11.83)	(0:12.23)	(0:12.69)		-1		
3	5	MEDAL	1	64.2	0:09.83	0:48.10 [5]	0:36.58 [4]	0:24.65 [5]	0:12.51 [5]	3.2L	0:36.58		
		Ivo Fry		800m	Overall	(0:11.52)	(0:11.93)	(0:12.14)	(0:12.51)		+0		
4	3	PEROVIC	5	64.2	0:09.80	0:48.38 [4]	0:36.90 [2]	0:24.91 [3]	0:12.67 [4]	3.73L	0:36.90		
		Sean Cormack		800m	Overall	(0:11.48)	(0:11.99)	(0:12.24)	(0:12.67)		+3		
5	7	MERRY OLD SOUL	2	62.7	0:09.42	0:48.62 [2]	0:36.78 [5]	0:24.96 [4]	0:12.80 [3]	4.54L	0:36.78		
		Krysten Swaffer		600m	Overall	(0:11.84)	(0:11.82)	(0:12.16)	(0:12.80)		-2		

Scratched: Major Artie (#1), Redwood Shadow (#4)



Horse/Jockey Name	Olympic Korchnoi
Final Rank	1
Fastest Section Time (Section)	0:10.12 (Overall)
Top Speed [km/h] (Section)	63.7 (800m)
Race State	Finished



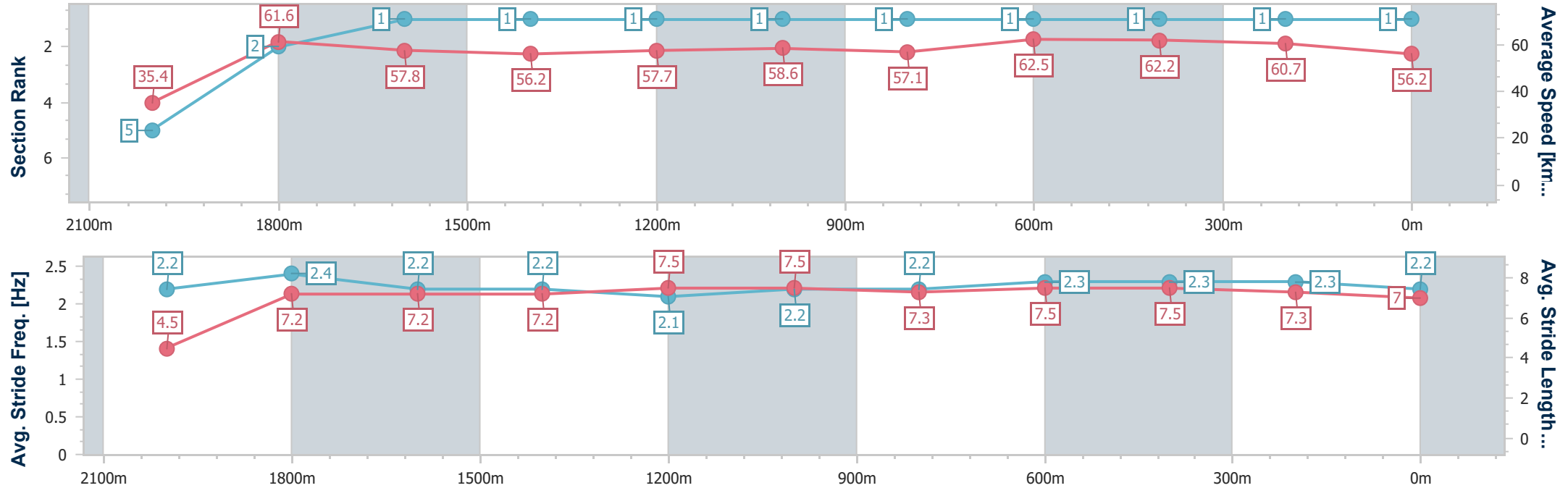
Ladbroke's Cannon Park Professional
Race 3: MAGIC MILLIONS/ROB KOCH MEMORIAL/FNQ UP & COMING STAYERS BENCHMARK 70 Handicap - 2100m

24 July 2025 - 14:22

Track Rating: Soft 6, Weather: Overcast, Rail Position: +3m 1000m-300m; +2m Remainder



Section	Overall	2000m	1800m	1600m	1400m	1200m	1000m	800m	600m	400m	200m		
Section Times	2:11.65 [1] (0:10.12)	2:01.53 [5] (0:11.70)	1:49.83 [2] (0:12.05)	1:37.78 [1] (0:12.53)	1:25.25 [1] (0:12.41)	1:12.84 [1] (0:12.06)	1:00.78 [1] (0:12.62)	0:48.16 [1] (0:11.53)	0:36.63 [1] (0:11.79)	0:24.84 [1] (0:11.99)	0:12.85 [1] (0:12.85)		
Average Speed [km/h]	35.4	61.6	57.8	56.2	57.7	58.6	57.1	62.5	62.2	60.7	56.2		
Top Speed [km/h]	58.4	62.5	60.8	57.5	58.4	59.2	59.4	63.7	63.6	61.7	58.4		
Avg. Dist. to Rail [m]	5.5	0.7	3.5	6.1	5.3	4.7	1.5	2.6	2.6	2.4	2.3		
Avg. Stride Freq. [Hz]	2.2	2.4	2.2	2.2	2.1	2.2	2.2	2.3	2.3	2.3	2.2		
Avg. Stride Length [m]	4.5	7.2	7.2	7.2	7.5	7.5	7.3	7.5	7.5	7.3	7.0		



- [] Ranking at each section and finish
- .-.- No data available at this section
- NA No data available



Horse/Jockey Name	Bold Feeling
Final Rank	2
Fastest Section Time (Section)	0:09.66 (Overall)
Top Speed [km/h] (Section)	63.9 (800m)
Race State	Finished



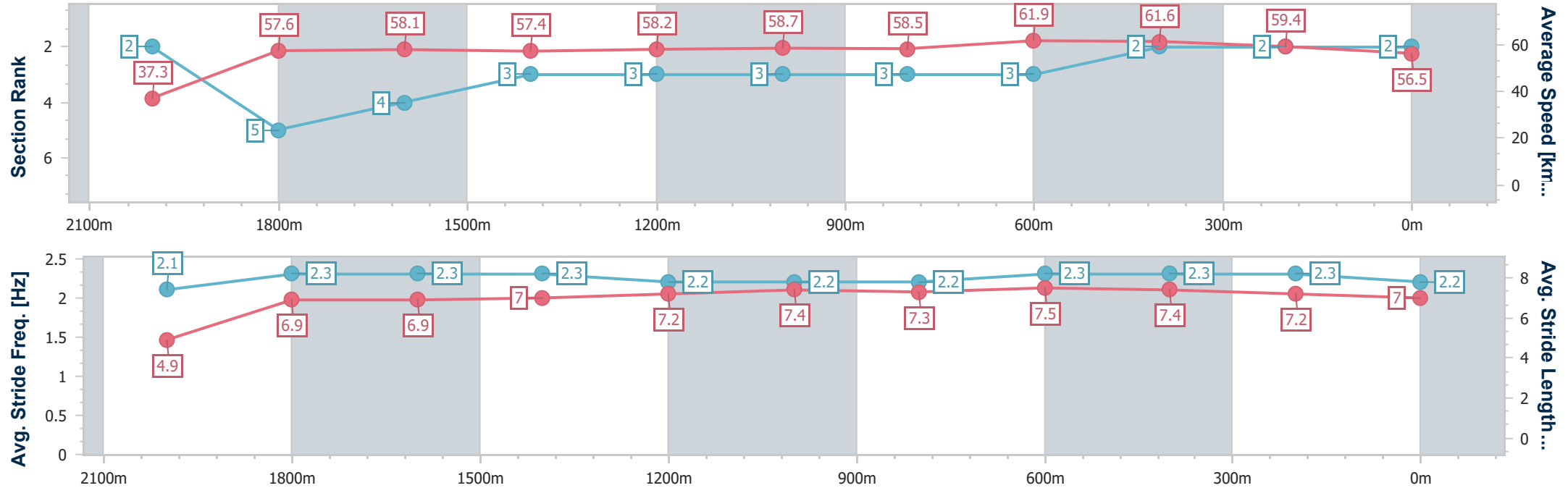
Ladbrokes Cannon ParkProfessional
Race 3: MAGIC MILLIONS/ROB KOCH MEMORIAL/FNQ UP &
COMING STAYERS BENCHMARK 70 Handicap - 2100m

24 July 2025 - 14:22

Track Rating: Soft 6, Weather: Overcast, Rail Position: +3m 1000m-
300m; +2m Remainder



Section	Overall	2000m	1800m	1600m	1400m	1200m	1000m	800m	600m	400m	200m		
Section Times	2:12.19 [2] (0:09.66)	2:02.53 [2] (0:12.52)	1:50.01 [5] (0:12.37)	1:37.64 [4] (0:12.47)	1:25.17 [3] (0:12.34)	1:12.83 [3] (0:12.12)	1:00.71 [3] (0:12.36)	0:48.35 [3] (0:11.60)	0:36.75 [3] (0:11.83)	0:24.92 [2] (0:12.23)	0:12.69 [2] (0:12.69)		
Average Speed [km/h]	37.3	57.6	58.1	57.4	58.2	58.7	58.5	61.9	61.6	59.4	56.5		
Top Speed [km/h]	54.6	59.7	60.0	59.1	59.1	59.7	59.2	63.9	63.4	60.0	58.8		
Avg. Dist. to Rail [m]	6.4	2.7	1.3	2.0	2.4	2.4	1.1	1.8	1.6	3.9	5.0		
Avg. Stride Freq. [Hz]	2.1	2.3	2.3	2.3	2.2	2.2	2.2	2.3	2.3	2.3	2.2		
Avg. Stride Length [m]	4.9	6.9	6.9	7.0	7.2	7.4	7.3	7.5	7.4	7.2	7.0		



[] Ranking at each section and finish
- - - - No data available at this section
NA No data available



Horse/Jockey Name	Medal
Final Rank	3
Fastest Section Time (Section)	0:09.83 (Overall)
Top Speed [km/h] (Section)	64.2 (800m)
Race State	Finished



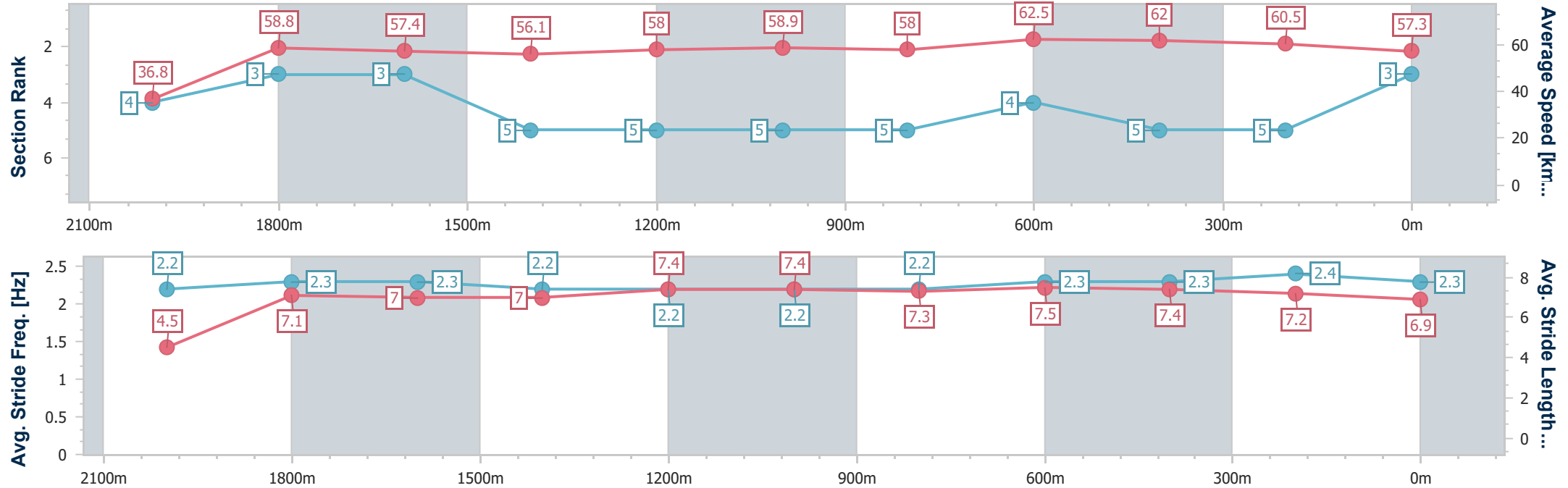
Ladbroke's Cannon Park Professional
Race 3: MAGIC MILLIONS/ROB KOCH MEMORIAL/FNQ UP & COMING STAYERS BENCHMARK 70 Handicap - 2100m

24 July 2025 - 14:22

Track Rating: Soft 6, Weather: Overcast, Rail Position: +3m 1000m-300m; +2m Remainder



Section	Overall	2000m	1800m	1600m	1400m	1200m	1000m	800m	600m	400m	200m		
Section Times	2:12.20 [3] (0:09.83)	2:02.37 [4] (0:12.25)	1:50.12 [3] (0:12.36)	1:37.76 [3] (0:12.71)	1:25.05 [5] (0:12.40)	1:12.65 [5] (0:12.12)	1:00.53 [5] (0:12.43)	0:48.10 [5] (0:11.52)	0:36.58 [4] (0:11.93)	0:24.65 [5] (0:12.14)	0:12.51 [5] (0:12.51)		
Average Speed [km/h]	36.8	58.8	57.4	56.1	58.0	58.9	58.0	62.5	62.0	60.5	57.3		
Top Speed [km/h]	55.3	59.9	59.8	57.4	59.5	60.6	60.1	64.2	63.2	61.3	59.4		
Avg. Dist. to Rail [m]	3.8	0.3	1.6	2.7	2.5	2.1	1.4	4.0	4.1	7.4	8.4		
Avg. Stride Freq. [Hz]	2.2	2.3	2.3	2.2	2.2	2.2	2.2	2.3	2.3	2.4	2.3		
Avg. Stride Length [m]	4.5	7.1	7.0	7.0	7.4	7.4	7.3	7.5	7.4	7.2	6.9		



- [] Ranking at each section and finish
- .-.- No data available at this section
- NA No data available



Horse/Jockey Name	Perovic
Final Rank	4
Fastest Section Time (Section)	0:09.80 (Overall)
Top Speed [km/h] (Section)	64.2 (800m)
Race State	Finished



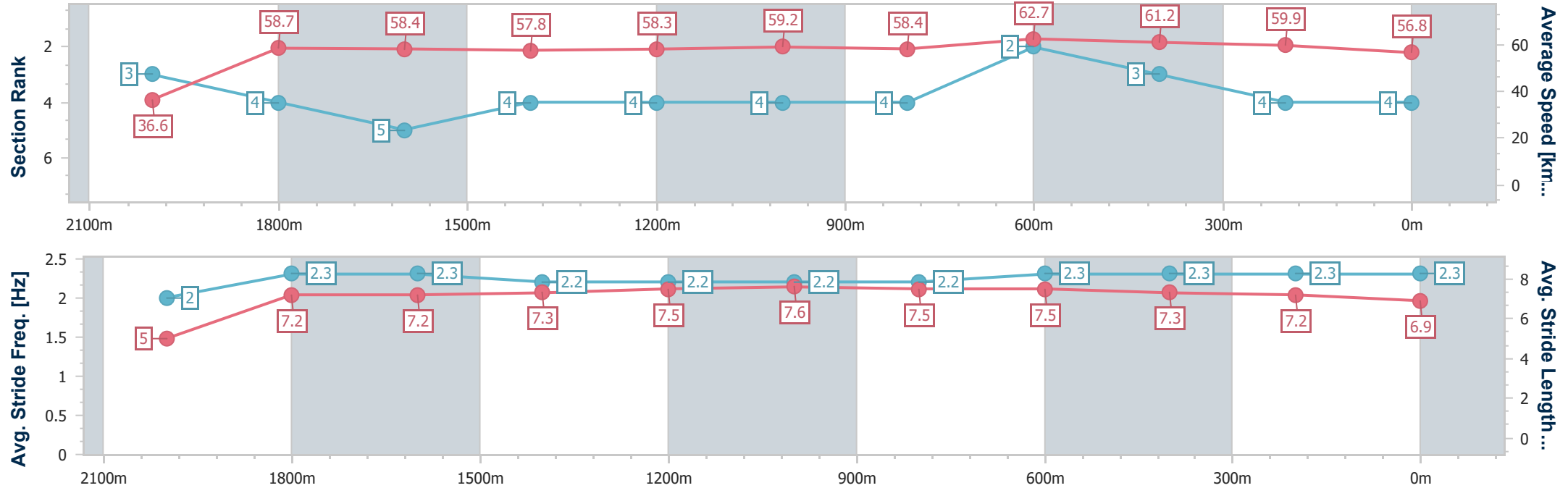
Ladbrokes Cannon ParkProfessional
Race 3: MAGIC MILLIONS/ROB KOCH MEMORIAL/FNQ UP &
COMING STAYERS BENCHMARK 70 Handicap - 2100m

24 July 2025 - 14:22

Track Rating: Soft 6, Weather: Overcast, Rail Position: +3m 1000m-
300m; +2m Remainder



Section	Overall	2000m	1800m	1600m	1400m	1200m	1000m	800m	600m	400m	200m		
Section Times	2:12.29 [4] (0:09.80)	2:02.49 [3] (0:12.29)	1:50.20 [4] (0:12.58)	1:37.62 [5] (0:12.43)	1:25.19 [4] (0:12.36)	1:12.83 [4] (0:12.09)	1:00.74 [4] (0:12.36)	0:48.38 [4] (0:11.48)	0:36.90 [2] (0:11.99)	0:24.91 [3] (0:12.24)	0:12.67 [4] (0:12.67)		
Average Speed [km/h]	36.6	58.7	58.4	57.8	58.3	59.2	58.4	62.7	61.2	59.9	56.8		
Top Speed [km/h]	56.6	60.2	60.4	61.1	59.2	59.9	60.7	64.2	63.1	60.9	59.1		
Avg. Dist. to Rail [m]	8.3	3.8	2.7	0.8	1.3	1.8	1.2	2.4	3.1	6.9	8.5		
Avg. Stride Freq. [Hz]	2.0	2.3	2.3	2.2	2.2	2.2	2.2	2.3	2.3	2.3	2.3		
Avg. Stride Length [m]	5.0	7.2	7.2	7.3	7.5	7.6	7.5	7.5	7.3	7.2	6.9		





Horse/Jockey Name	Merry Old Soul
Final Rank	5
Fastest Section Time (Section)	0:09.42 (Overall)
Top Speed [km/h] (Section)	62.7 (600m)
Race State	Finished



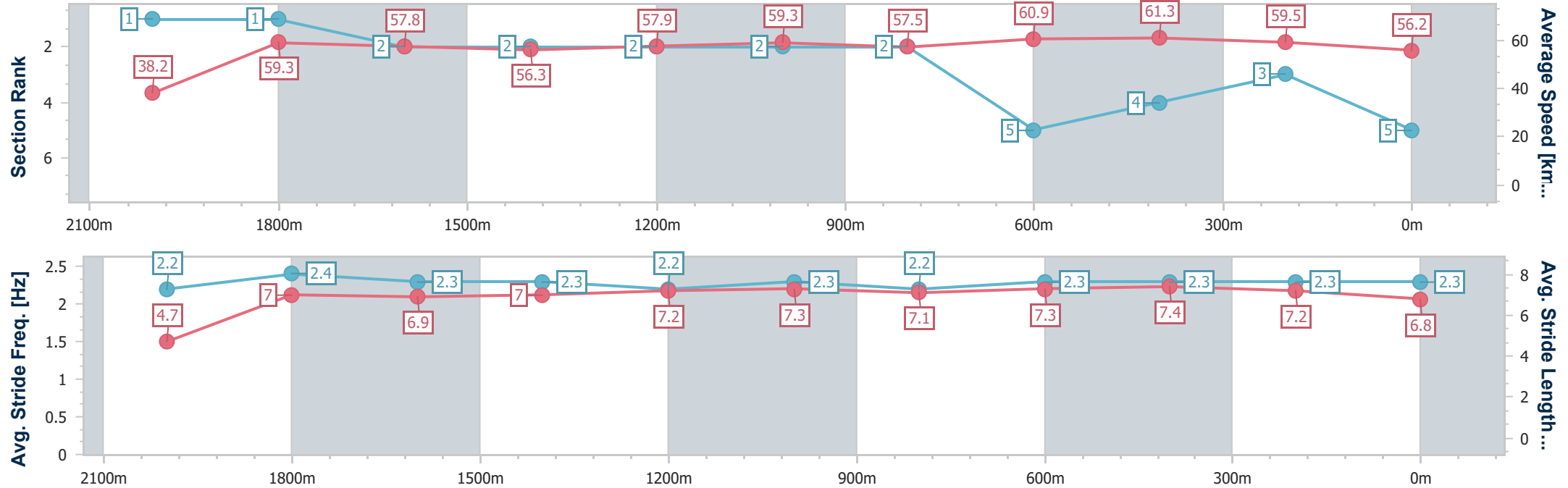
Ladbrokes Cannon ParkProfessional
Race 3: MAGIC MILLIONS/ROB KOCH MEMORIAL/FNQ UP &
COMING STAYERS BENCHMARK 70 Handicap - 2100m

24 July 2025 - 14:22

Track Rating: Soft 6, Weather: Overcast, Rail Position: +3m 1000m-
300m; +2m Remainder



Section	Overall	2000m	1800m	1600m	1400m	1200m	1000m	800m	600m	400m	200m		
Section Times	2:12.42 [5] (0:09.42)	2:03.00 [1] (0:12.16)	1:50.84 [1] (0:12.57)	1:38.27 [2] (0:12.72)	1:25.55 [2] (0:12.40)	1:13.15 [2] (0:12.08)	1:01.07 [2] (0:12.45)	0:48.62 [2] (0:11.84)	0:36.78 [5] (0:11.82)	0:24.96 [4] (0:12.16)	0:12.80 [3] (0:12.80)		
Average Speed [km/h]	38.2	59.3	57.8	56.3	57.9	59.3	57.5	60.9	61.3	59.5	56.2		
Top Speed [km/h]	56.1	60.8	60.2	57.7	58.5	59.6	58.3	62.1	62.7	60.7	58.0		
Avg. Dist. to Rail [m]	6.1	3.3	1.4	0.6	2.0	2.0	0.8	1.5	1.0	2.7	3.5		
Avg. Stride Freq. [Hz]	2.2	2.4	2.3	2.3	2.2	2.3	2.2	2.3	2.3	2.3	2.3		
Avg. Stride Length [m]	4.7	7.0	6.9	7.0	7.2	7.3	7.1	7.3	7.4	7.2	6.8		



[] Ranking at each section and finish
-.-.- No data available at this section
NA No data available



Ladbroke's Cannon Park Professional
Race 4: PROGRAMMED PROPERTY SERVICES BENCHMARK 55
Handicap - 1500m
24 July 2025 - 14:57



Track Rating: Soft 6, Weather: Overcast, Rail Position: +3m 1000m-300m; +2m Remainder

Section					Overall	1400m	1200m	1000m	800m	600m	400m	Last 600m		
Field Times					1:29.69 (0:08.10)	1:21.59 (0:10.66)	1:10.93 (0:11.29)	0:59.64 (0:12.07)	0:47.57 (0:11.92)	0:35.65 (0:11.83)	0:23.82 (0:11.81)	0:35.65		
Rank	TAB	Horse/Jockey	Barrier	Top Speed [km/h]	Fastest Section									Distance Travelled [m]
1	4	SEVENTIES HIT	7	68.2	0:08.10	1:29.69 [1]	1:21.59 [1]	1:10.93 [1]	0:59.64 [1]	0:47.57 [1]	0:35.65 [1]	0:23.82 [1]	0:35.65	
		Lacey Morrison		1400m	Overall	(0:08.10)	(0:10.66)	(0:11.29)	(0:12.07)	(0:11.92)	(0:11.83)	(0:11.81)		
2	6	BLUE STEEL	5	68.0	0:09.36	1:29.71 [2]	1:20.35 [8]	1:09.32 [8]	0:58.35 [8]	0:46.41 [8]	0:34.48 [8]	0:23.16 [4]	0:34.48	+3
		Amanda Thomson		1400m	Overall	(0:09.36)	(0:11.03)	(0:10.97)	(0:11.94)	(0:11.93)	(0:11.32)	(0:11.24)		
3	7	SUPERSTITIONS	3	66.0	0:08.86	1:30.05 [3]	1:21.19 [5]	1:10.10 [4]	0:58.97 [5]	0:47.38 [4]	0:35.26 [4]	0:23.78 [2]	0:35.26	-3
		Nathan Thomas		1400m	Overall	(0:08.86)	(0:11.09)	(0:11.13)	(0:11.59)	(0:12.12)	(0:11.48)	(0:11.78)		
4	2	MOEGREEN	2	65.4	0:08.76	1:30.08 [4]	1:21.32 [4]	1:10.12 [5]	0:59.02 [4]	0:47.29 [5]	0:35.08 [5]	0:23.42 [5]	0:35.08	-4
		Sean Cormack		1400m	Overall	(0:08.76)	(0:11.20)	(0:11.10)	(0:11.73)	(0:12.21)	(0:11.66)	(0:11.58)		
5	3	EAGLE WARRIOR	8	66.8	0:08.94	1:30.38 [5]	1:21.44 [6]	1:10.40 [6]	0:59.27 [6]	0:47.30 [7]	0:35.28 [7]	0:23.72 [6]	0:35.28	+5
		Ryan Wiggins		1400m	Overall	(0:08.94)	(0:11.04)	(0:11.13)	(0:11.97)	(0:12.02)	(0:11.56)	(0:11.65)		
6	5	DEAL AN ACE	6	66.0	0:08.47	1:30.47 [6]	1:22.00 [3]	1:10.98 [2]	0:59.80 [3]	0:47.96 [2]	0:36.01 [2]	0:24.19 [3]	0:36.01	-1
		Lauren Guernier		1400m	Overall	(0:08.47)	(0:11.02)	(0:11.18)	(0:11.84)	(0:11.95)	(0:11.82)	(0:11.82)		
7	8	IRISH MIST	4	66.3	0:09.05	1:30.78 [7]	1:21.73 [7]	1:10.63 [7]	0:59.47 [7]	0:47.85 [6]	0:35.71 [6]	0:23.84 [8]	0:35.71	-3
		Wanderson D'Avila		1400m	Overall	(0:09.05)	(0:11.10)	(0:11.16)	(0:11.62)	(0:12.14)	(0:11.87)	(0:11.64)		
8	9	WONG WAY	1	66.0	0:08.47	1:31.94 [8]	1:23.47 [2]	1:12.37 [3]	1:01.33 [2]	0:49.38 [3]	0:37.22 [3]	0:25.24 [7]	0:37.22	-5
		Ty Wheeler		1400m	Overall	(0:08.47)	(0:11.10)	(0:11.04)	(0:11.95)	(0:12.16)	(0:11.98)	(0:12.19)		

Scratched: Mission House (#1)



Ladbrokes Cannon Park Professional
Race 4: PROGRAMMED PROPERTY SERVICES BENCHMARK 55
Handicap - 1500m
24 July 2025 - 14:57



Track Rating: Soft 6, Weather: Overcast, Rail Position: +3m 1000m-300m; +2m Remainder

Section Field Times				200m 0:12.01 (0:12.01)				Last 600m 0:35.65	
Rank	TAB	Horse/Jockey	Barrier	Top Speed [km/h]	Fastest Section	Margin		Distance Travelled [m]	
1	4	SEVENTIES HIT	7	68.2	0:08.10	0:12.01 [1]	1:29.69	0:35.65	
		Lacey Morrison		1400m	Overall	(0:12.01)			
2	6	BLUE STEEL	5	68.0	0:09.36	0:11.92 [2]	0.11L	0:34.48	+3
		Amanda Thomson		1400m	Overall	(0:11.92)			
3	7	SUPERSTITIONS	3	66.0	0:08.86	0:12.00 [3]	2.14L	0:35.26	-3
		Nathan Thomas		1400m	Overall	(0:12.00)			
4	2	MOEGREEN	2	65.4	0:08.76	0:11.84 [5]	2.29L	0:35.08	-4
		Sean Cormack		1400m	Overall	(0:11.84)			
5	3	EAGLE WARRIOR	8	66.8	0:08.94	0:12.07 [6]	4.1L	0:35.28	+5
		Ryan Wiggins		1400m	Overall	(0:12.07)			
6	5	DEAL AN ACE	6	66.0	0:08.47	0:12.37 [4]	4.61L	0:36.01	-1
		Lauren Guernier		1400m	Overall	(0:12.37)			
7	8	IRISH MIST	4	66.3	0:09.05	0:12.20 [7]	6.45L	0:35.71	-3
		Wanderson D'Avila		1400m	Overall	(0:12.20)			
8	9	WONG WAY	1	66.0	0:08.47	0:13.05 [8]	13.27L	0:37.22	-5
		Ty Wheeler		1400m	Overall	(0:13.05)			

Scratched: Mission House (#1)



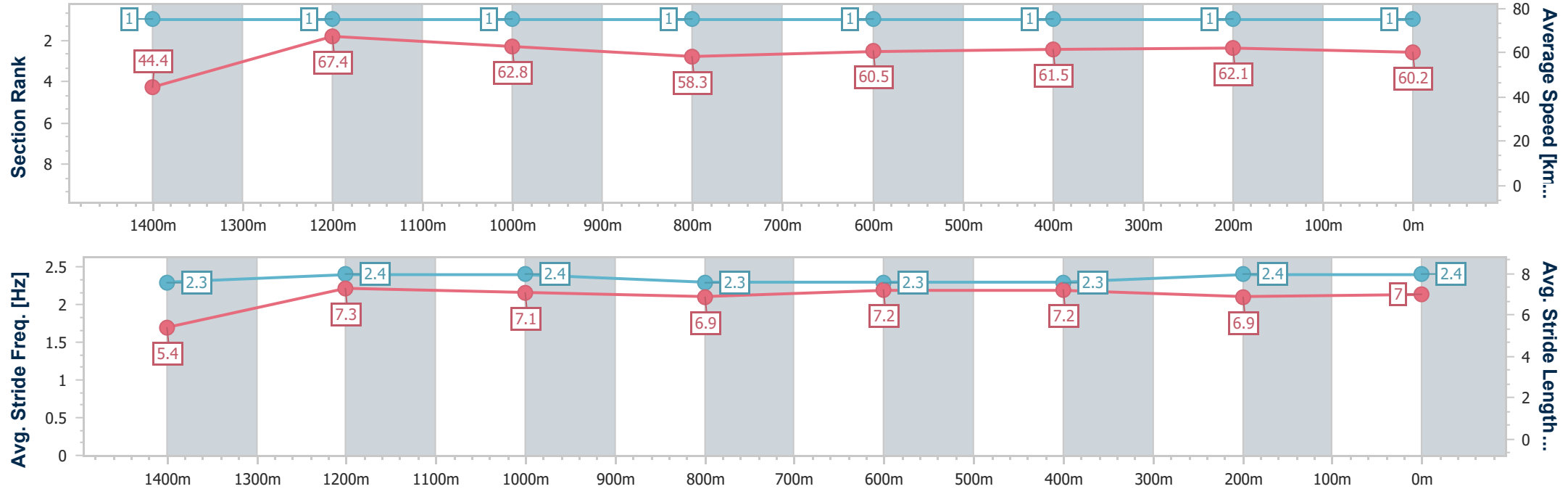
Horse/Jockey Name	Seventies Hit
Final Rank	1
Fastest Section Time (Section)	0:08.10 (Overall)
Top Speed [km/h] (Section)	68.2 (1400m)
Race State	Finished



Ladbrokes Cannon ParkProfessional
Race 4: PROGRAMMED PROPERTY SERVICES BENCHMARK
55 Handicap - 1500m
24 July 2025 - 14:57
Track Rating: Soft 6, Weather: Overcast, Rail Position: +3m 1000m-300m; +2m Remainder



Section	Overall	1400m	1200m	1000m	800m	600m	400m	200m					
Section Times	1:29.69 [1] (0:08.10)	1:21.59 [1] (0:10.66)	1:10.93 [1] (0:11.29)	0:59.64 [1] (0:12.07)	0:47.57 [1] (0:11.92)	0:35.65 [1] (0:11.83)	0:23.82 [1] (0:11.81)	0:12.01 [1] (0:12.01)					
Average Speed [km/h]	44.4	67.4	62.8	58.3	60.5	61.5	62.1	60.2					
Top Speed [km/h]	65.9	68.2	65.9	59.3	61.4	62.1	63.3	62.0					
Avg. Dist. to Rail [m]	3.2	3.0	4.0	2.9	0.2	1.9	6.8	8.1					
Avg. Stride Freq. [Hz]	2.3	2.4	2.4	2.3	2.3	2.3	2.4	2.4					
Avg. Stride Length [m]	5.4	7.3	7.1	6.9	7.2	7.2	6.9	7.0					





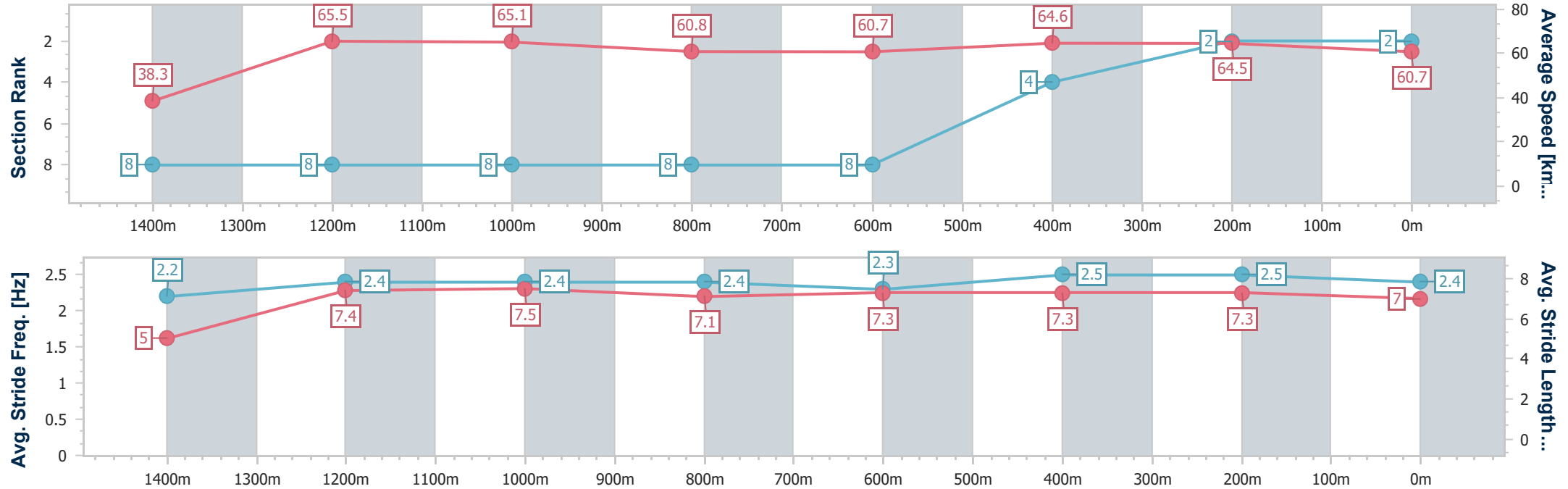
Horse/Jockey Name	Blue Steel
Final Rank	2
Fastest Section Time (Section)	0:09.36 (Overall)
Top Speed [km/h] (Section)	68.0 (1400m)
Race State	Finished



Ladbroke's Cannon Park Professional
Race 4: PROGRAMMED PROPERTY SERVICES BENCHMARK
55 Handicap - 1500m
24 July 2025 - 14:57
Track Rating: Soft 6, Weather: Overcast, Rail Position: +3m 1000m-300m; +2m Remainder



Section	Overall	1400m	1200m	1000m	800m	600m	400m	200m					
Section Times	1:29.71 [2] (0:09.36)	1:20.35 [8] (0:11.03)	1:09.32 [8] (0:10.97)	0:58.35 [8] (0:11.94)	0:46.41 [8] (0:11.93)	0:34.48 [8] (0:11.32)	0:23.16 [4] (0:11.24)	0:11.92 [2] (0:11.92)					
Average Speed [km/h]	38.3	65.5	65.1	60.8	60.7	64.6	64.5	60.7					
Top Speed [km/h]	59.1	68.0	66.7	63.7	66.6	66.7	65.8	63.0					
Avg. Dist. to Rail [m]	3.1	3.8	2.8	2.6	3.6	2.9	3.4	4.9					
Avg. Stride Freq. [Hz]	2.2	2.4	2.4	2.4	2.3	2.5	2.5	2.4					
Avg. Stride Length [m]	5.0	7.4	7.5	7.1	7.3	7.3	7.3	7.0					





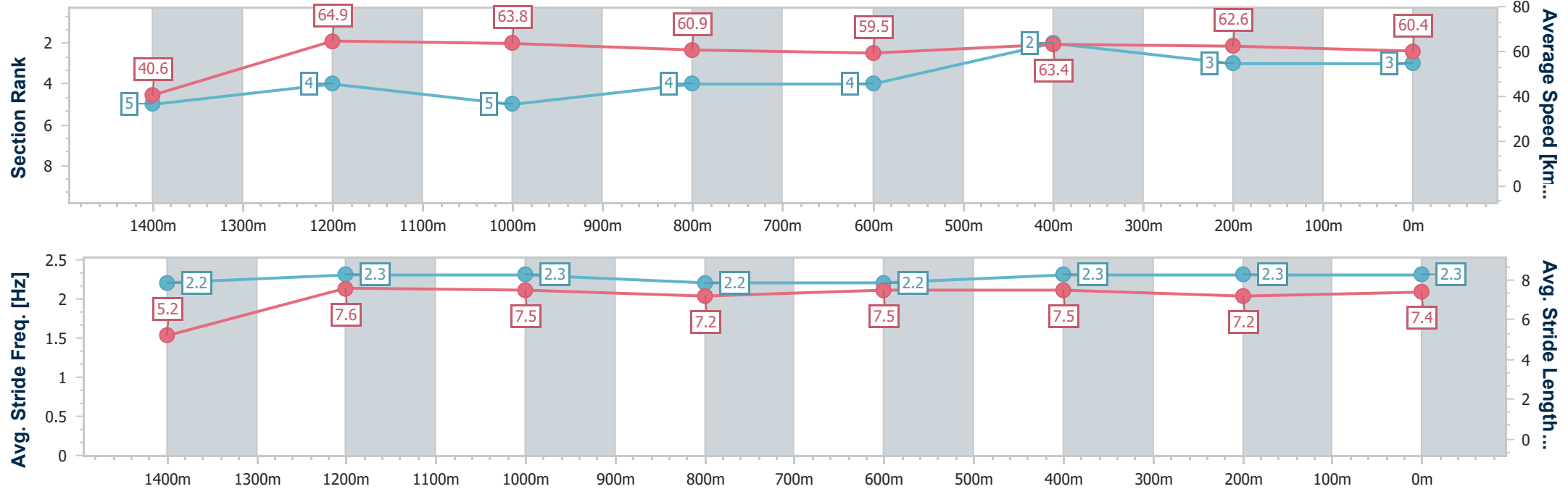
Horse/Jockey Name	Superstitions
Final Rank	3
Fastest Section Time (Section)	0:08.86 (Overall)
Top Speed [km/h] (Section)	66.0 (1400m)
Race State	Finished



Ladbroke's Cannon Park Professional
Race 4: PROGRAMMED PROPERTY SERVICES BENCHMARK
55 Handicap - 1500m
24 July 2025 - 14:57
Track Rating: Soft 6, Weather: Overcast, Rail Position: +3m 1000m-300m; +2m Remainder



Section	Overall	1400m	1200m	1000m	800m	600m	400m	200m					
Section Times	1:30.05 [3] (0:08.86)	1:21.19 [5] (0:11.09)	1:10.10 [4] (0:11.13)	0:58.97 [5] (0:11.59)	0:47.38 [4] (0:12.12)	0:35.26 [4] (0:11.48)	0:23.78 [2] (0:11.78)	0:12.00 [3] (0:12.00)					
Average Speed [km/h]	40.6	64.9	63.8	60.9	59.5	63.4	62.6	60.4					
Top Speed [km/h]	61.7	66.0	65.5	62.6	62.4	65.5	64.2	61.7					
Avg. Dist. to Rail [m]	2.7	1.4	2.2	3.2	0.9	2.1	8.8	11.0					
Avg. Stride Freq. [Hz]	2.2	2.3	2.3	2.2	2.2	2.3	2.3	2.3					
Avg. Stride Length [m]	5.2	7.6	7.5	7.2	7.5	7.5	7.2	7.4					





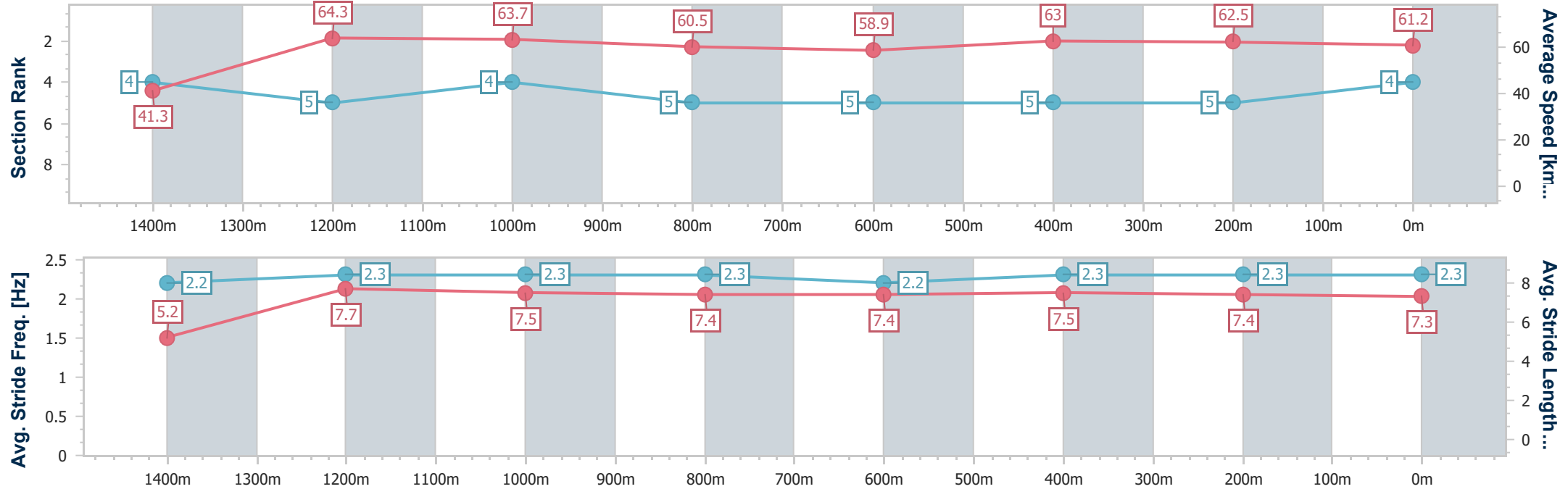
Horse/Jockey Name	Moegreen
Final Rank	4
Fastest Section Time (Section)	0:08.76 (Overall)
Top Speed [km/h] (Section)	65.4 (1400m)
Race State	Finished



Ladbrokes Cannon ParkProfessional
Race 4: PROGRAMMED PROPERTY SERVICES BENCHMARK
55 Handicap - 1500m
24 July 2025 - 14:57
Track Rating: Soft 6, Weather: Overcast, Rail Position: +3m 1000m-300m; +2m Remainder



Section	Overall	1400m	1200m	1000m	800m	600m	400m	200m					
Section Times	1:30.08 [4] (0:08.76)	1:21.32 [4] (0:11.20)	1:10.12 [5] (0:11.10)	0:59.02 [4] (0:11.73)	0:47.29 [5] (0:12.21)	0:35.08 [5] (0:11.66)	0:23.42 [5] (0:11.58)	0:11.84 [5] (0:11.84)					
Average Speed [km/h]	41.3	64.3	63.7	60.5	58.9	63.0	62.5	61.2					
Top Speed [km/h]	60.3	65.4	65.4	62.8	62.0	63.6	63.3	62.7					
Avg. Dist. to Rail [m]	3.3	3.6	3.8	2.0	2.1	2.8	1.8	2.3					
Avg. Stride Freq. [Hz]	2.2	2.3	2.3	2.3	2.2	2.3	2.3	2.3					
Avg. Stride Length [m]	5.2	7.7	7.5	7.4	7.4	7.5	7.4	7.3					





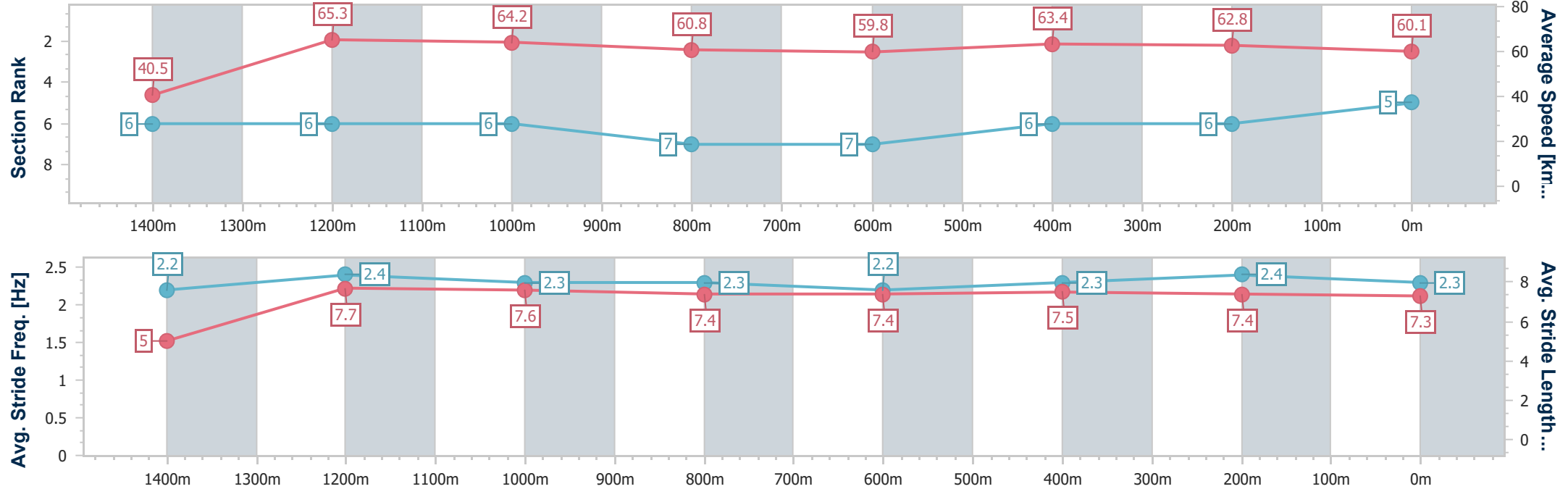
Horse/Jockey Name	Eagle Warrior
Final Rank	5
Fastest Section Time (Section)	0:08.94 (Overall)
Top Speed [km/h] (Section)	66.8 (1400m)
Race State	Finished



Ladbrokes Cannon ParkProfessional
Race 4: PROGRAMMED PROPERTY SERVICES BENCHMARK
55 Handicap - 1500m
24 July 2025 - 14:57
Track Rating: Soft 6, Weather: Overcast, Rail Position: +3m 1000m-300m; +2m Remainder



Section	Overall	1400m	1200m	1000m	800m	600m	400m	200m					
Section Times	1:30.38 [5] (0:08.94)	1:21.44 [6] (0:11.04)	1:10.40 [6] (0:11.13)	0:59.27 [6] (0:11.97)	0:47.30 [7] (0:12.02)	0:35.28 [7] (0:11.56)	0:23.72 [6] (0:11.65)	0:12.07 [6] (0:12.07)					
Average Speed [km/h]	40.5	65.3	64.2	60.8	59.8	63.4	62.8	60.1					
Top Speed [km/h]	59.9	66.8	66.4	63.2	63.2	64.4	63.9	62.0					
Avg. Dist. to Rail [m]	5.6	0.4	1.1	1.5	3.0	3.1	5.6	5.6					
Avg. Stride Freq. [Hz]	2.2	2.4	2.3	2.3	2.2	2.3	2.4	2.3					
Avg. Stride Length [m]	5.0	7.7	7.6	7.4	7.4	7.5	7.4	7.3					





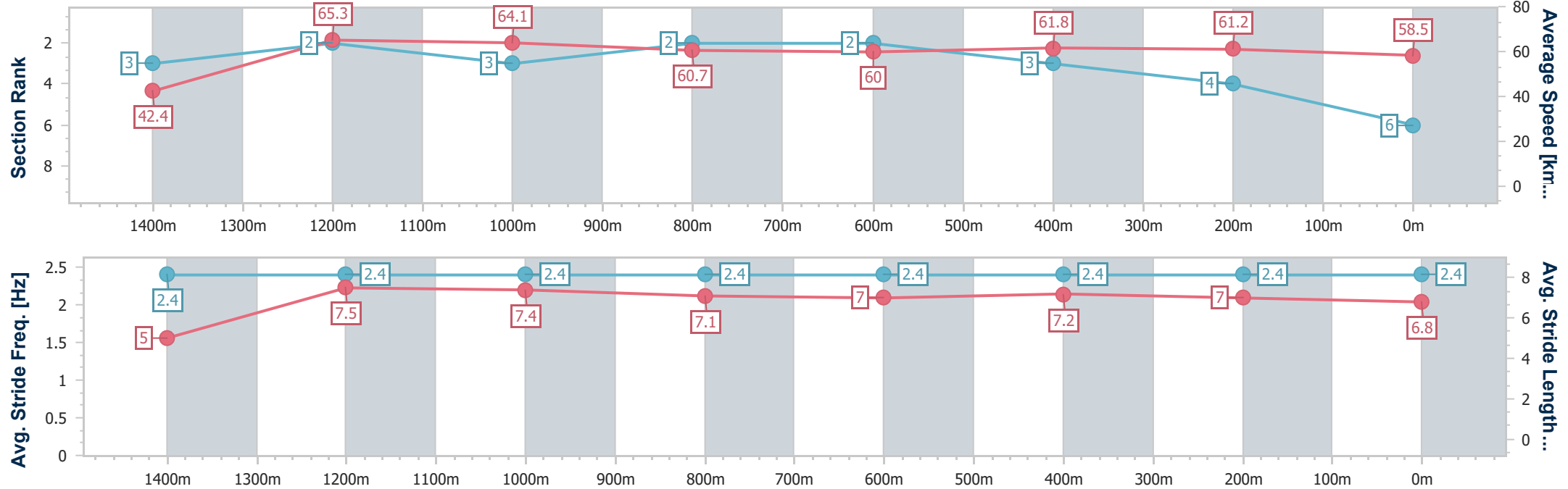
Horse/Jockey Name	Deal An Ace
Final Rank	6
Fastest Section Time (Section)	0:08.47 (Overall)
Top Speed [km/h] (Section)	66.0 (1400m)
Race State	Finished



Ladbrokes Cannon Park Professional
Race 4: PROGRAMMED PROPERTY SERVICES BENCHMARK
55 Handicap - 1500m
24 July 2025 - 14:57
Track Rating: Soft 6, Weather: Overcast, Rail Position: +3m 1000m-300m; +2m Remainder



Section	Overall	1400m	1200m	1000m	800m	600m	400m	200m					
Section Times	1:30.47 [6] (0:08.47)	1:22.00 [3] (0:11.02)	1:10.98 [2] (0:11.18)	0:59.80 [3] (0:11.84)	0:47.96 [2] (0:11.95)	0:36.01 [2] (0:11.82)	0:24.19 [3] (0:11.82)	0:12.37 [4] (0:12.37)					
Average Speed [km/h]	42.4	65.3	64.1	60.7	60.0	61.8	61.2	58.5					
Top Speed [km/h]	63.1	66.0	65.4	62.8	61.6	62.8	62.7	60.4					
Avg. Dist. to Rail [m]	2.9	1.9	2.1	1.1	2.0	1.9	2.9	4.2					
Avg. Stride Freq. [Hz]	2.4	2.4	2.4	2.4	2.4	2.4	2.4	2.4					
Avg. Stride Length [m]	5.0	7.5	7.4	7.1	7.0	7.2	7.0	6.8					





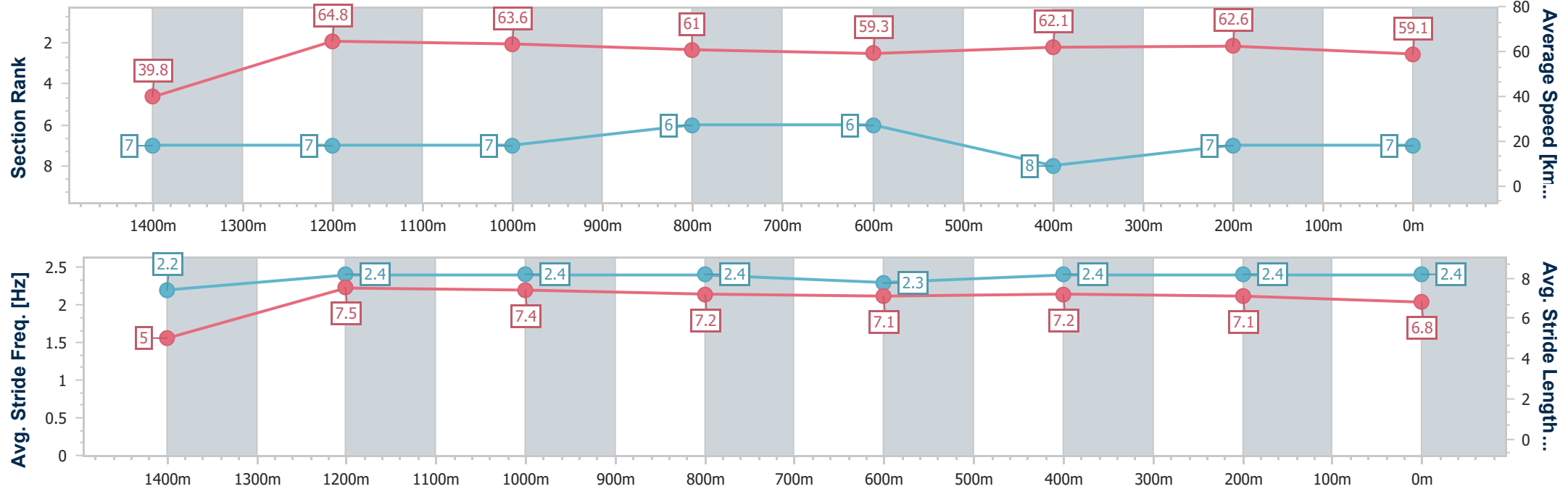
Horse/Jockey Name	Irish Mist
Final Rank	7
Fastest Section Time (Section)	0:09.05 (Overall)
Top Speed [km/h] (Section)	66.3 (1400m)
Race State	Finished



Ladbrokes Cannon ParkProfessional
Race 4: PROGRAMMED PROPERTY SERVICES BENCHMARK
55 Handicap - 1500m
24 July 2025 - 14:57
Track Rating: Soft 6, Weather: Overcast, Rail Position: +3m 1000m-300m; +2m Remainder



Section	Overall	1400m	1200m	1000m	800m	600m	400m	200m					
Section Times	1:30.78 [7] (0:09.05)	1:21.73 [7] (0:11.10)	1:10.63 [7] (0:11.16)	0:59.47 [7] (0:11.62)	0:47.85 [6] (0:12.14)	0:35.71 [6] (0:11.87)	0:23.84 [8] (0:11.64)	0:12.20 [7] (0:12.20)					
Average Speed [km/h]	39.8	64.8	63.6	61.0	59.3	62.1	62.6	59.1					
Top Speed [km/h]	61.0	66.3	64.6	62.4	62.2	63.4	63.2	61.3					
Avg. Dist. to Rail [m]	2.5	3.5	4.4	1.9	1.2	3.0	4.4	6.5					
Avg. Stride Freq. [Hz]	2.2	2.4	2.4	2.4	2.3	2.4	2.4	2.4					
Avg. Stride Length [m]	5.0	7.5	7.4	7.2	7.1	7.2	7.1	6.8					





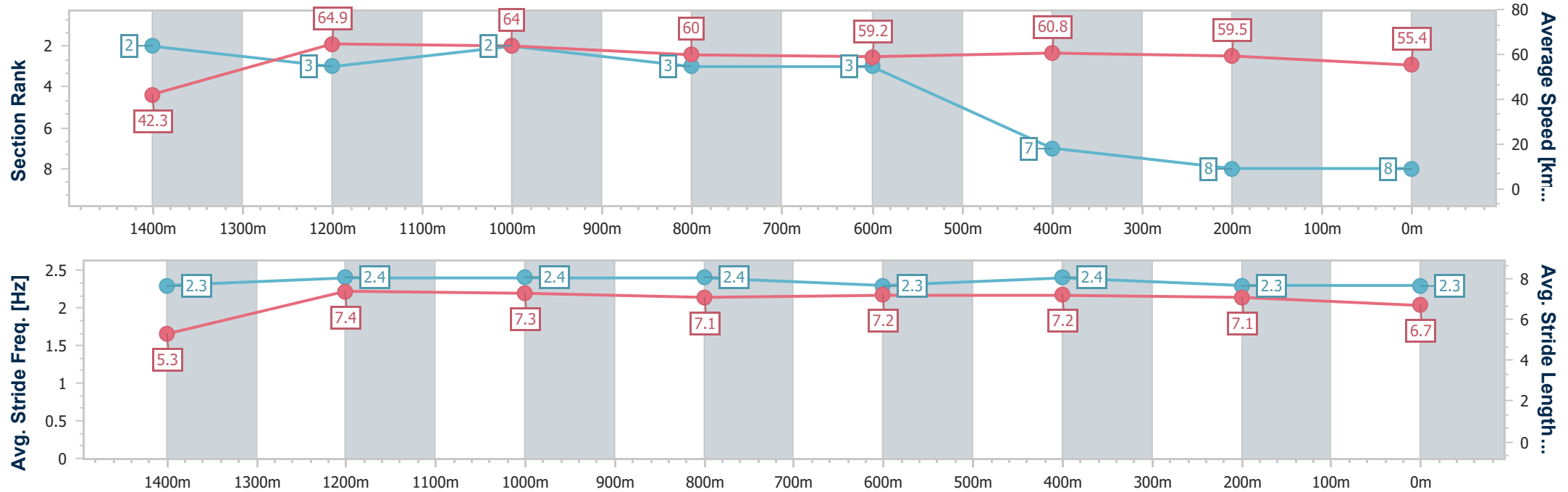
Horse/Jockey Name	Wong Way
Final Rank	8
Fastest Section Time (Section)	0:08.47 (Overall)
Top Speed [km/h] (Section)	66.0 (1400m)
Race State	Finished



Ladbrokes Cannon ParkProfessional
Race 4: PROGRAMMED PROPERTY SERVICES BENCHMARK
55 Handicap - 1500m
24 July 2025 - 14:57
Track Rating: Soft 6, Weather: Overcast, Rail Position: +3m 1000m-300m; +2m Remainder



Section	Overall	1400m	1200m	1000m	800m	600m	400m	200m					
Section Times	1:31.94 [8] (0:08.47)	1:23.47 [2] (0:11.10)	1:12.37 [3] (0:11.04)	1:01.33 [2] (0:11.95)	0:49.38 [3] (0:12.16)	0:37.22 [3] (0:11.98)	0:25.24 [7] (0:12.19)	0:13.05 [8] (0:13.05)					
Average Speed [km/h]	42.3	64.9	64.0	60.0	59.2	60.8	59.5	55.4					
Top Speed [km/h]	62.1	66.0	66.0	61.9	60.7	61.8	60.8	57.4					
Avg. Dist. to Rail [m]	5.3	5.5	5.6	2.0	2.3	2.2	0.9	1.1					
Avg. Stride Freq. [Hz]	2.3	2.4	2.4	2.4	2.3	2.4	2.3	2.3					
Avg. Stride Length [m]	5.3	7.4	7.3	7.1	7.2	7.2	7.1	6.7					





Ladbroke's Cannon Park Professional

Race 5: LADBROKES FORM GENIUS BENCHMARK 60 Handicap - 950m

24 July 2025 - 15:34



Track Rating: Soft 6, Weather: Overcast, Rail Position: +3m 1000m-300m; +2m Remainder

Section						Overall	800m	600m	400m	200m	Last 600m			
Field Times						0:54.97 (0:10.03)	0:44.94 (0:10.40)	0:34.54 (0:11.26)	0:23.28 (0:11.37)	0:11.91 (0:11.91)	0:34.54			
Rank	TAB	Horse/Jockey	Barrier	Top Speed [km/h]	Fastest Section							Margin	Distance Travelled [m]	
1	8	INJADA	4	70.6	0:10.24	0:54.97 [1]	0:44.73 [4]	0:34.20 [5]	0:22.95 [5]	0:11.73 [5]	0:54.97	0:34.20		
		Lacey Morrison		800m	Overall	(0:10.24)	(0:10.53)	(0:11.25)	(0:11.22)	(0:11.73)				
2	7	GAMADALE NIP	6	70.6	0:10.35	0:54.97 [2]	0:44.56 [7]	0:34.21 [4]	0:23.14 [2]	0:11.84 [2]	0.03L	0:34.21 +3		
		Rachel Shred		800m	800m	(0:10.41)	(0:10.35)	(0:11.07)	(0:11.30)	(0:11.84)				
3	6	BLOOMIN' RIPPER	9	70.1	0:10.35	0:55.00 [3]	0:44.65 [6]	0:34.03 [7]	0:22.73 [7]	0:11.53 [7]	0.21L	0:34.03 +1		
		Tyler Leslight		800m	Overall	(0:10.35)	(0:10.62)	(0:11.30)	(0:11.20)	(0:11.53)				
4	2	HARTSHORN	5	70.1	0:10.03	0:55.03 [4]	0:45.00 [1]	0:34.60 [1]	0:23.34 [1]	0:11.97 [1]	0.39L	0:34.60 +0		
		Ryan Wiggins		800m	Overall	(0:10.03)	(0:10.40)	(0:11.26)	(0:11.37)	(0:11.97)				
5	1	BETTER BE SLICK	3	68.5	0:10.59	0:55.05 [5]	0:44.37 [9]	0:33.78 [9]	0:22.60 [9]	0:11.45 [8]	0.52L	0:33.78 +1		
		Amanda Thomson		800m	800m	(0:10.68)	(0:10.59)	(0:11.18)	(0:11.15)	(0:11.45)				
6	9	SOWILO SIREN	1	69.3	0:10.14	0:55.15 [6]	0:45.01 [2]	0:34.50 [2]	0:23.26 [3]	0:11.91 [4]	1.1L	0:34.50 -5		
		Nathan Thomas		800m	Overall	(0:10.14)	(0:10.51)	(0:11.24)	(0:11.35)	(0:11.91)				
7	5	RACATOON	8	69.8	0:10.18	0:55.19 [7]	0:45.01 [3]	0:34.48 [3]	0:23.29 [4]	0:11.98 [3]	1.34L	0:34.48 -1		
		Lauren Guernier		800m	Overall	(0:10.18)	(0:10.53)	(0:11.19)	(0:11.31)	(0:11.98)				
8	3	MIDAS STAR	7	69.9	0:10.28	0:55.38 [8]	0:45.10 [5]	0:34.54 [6]	0:23.22 [6]	0:11.96 [6]	2.42L	0:34.54 +1		
		Ivo Fry		800m	Overall	(0:10.28)	(0:10.56)	(0:11.32)	(0:11.26)	(0:11.96)				
9	4	NEVETON	2	67.9	0:10.48	0:55.66 [9]	0:45.18 [8]	0:34.46 [8]	0:23.24 [8]	0:11.88 [9]	4.07L	0:34.46 +1		
		Krysten Swaffer		800m	Overall	(0:10.48)	(0:10.72)	(0:11.22)	(0:11.36)	(0:11.88)				

Scratched: So Yes It Is (#11), Cullivel (#10)



Horse/Jockey Name	Injada
Final Rank	1
Fastest Section Time (Section)	0:10.24 (Overall)
Top Speed [km/h] (Section)	70.6 (800m)
Race State	Finished



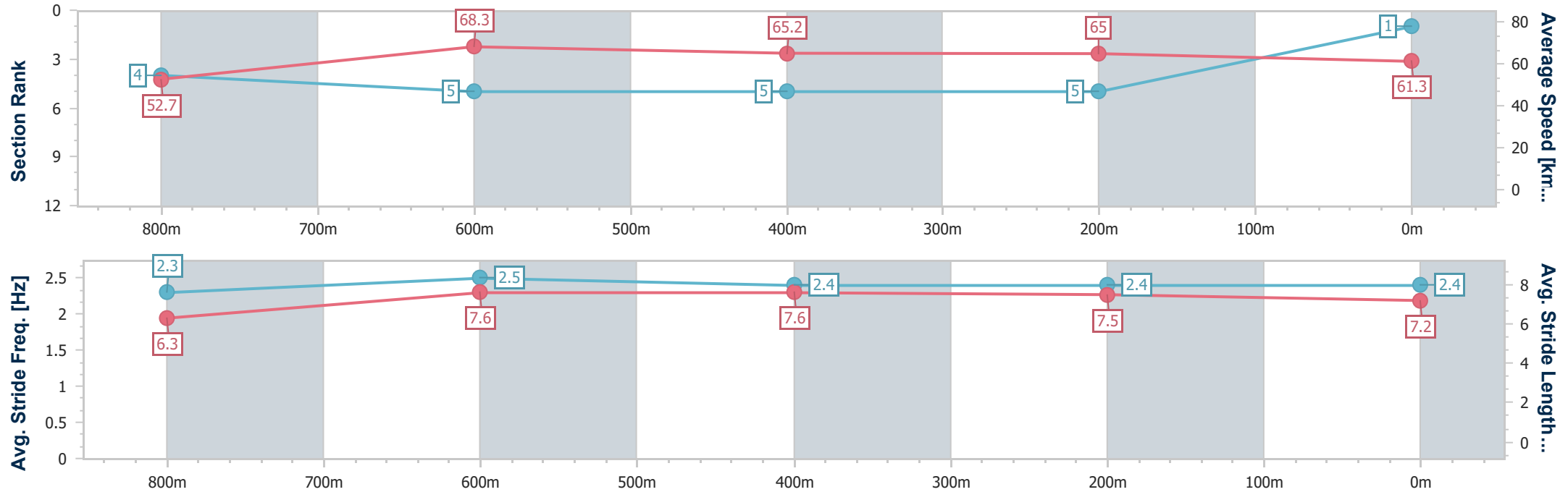
Ladbrokes Cannon ParkProfessional
Race 5: LADBROKES FORM GENIUS BENCHMARK 60
Handicap - 950m

24 July 2025 - 15:34

Track Rating: Soft 6, Weather: Overcast, Rail Position: +3m 1000m-300m; +2m Remainder



Section	Overall	800m	600m	400m	200m										
Section Times	0:54.97 [1] (0:10.24)	0:44.73 [4] (0:10.53)	0:34.20 [5] (0:11.25)	0:22.95 [5] (0:11.22)	0:11.73 [5] (0:11.73)										
Average Speed [km/h]	52.7	68.3	65.2	65.0	61.3										
Top Speed [km/h]	67.0	70.6	69.0	66.0	64.2										
Avg. Dist. to Rail [m]	2.2	2.1	3.0	4.7	7.6										
Avg. Stride Freq. [Hz]	2.3	2.5	2.4	2.4	2.4										
Avg. Stride Length [m]	6.3	7.6	7.6	7.5	7.2										





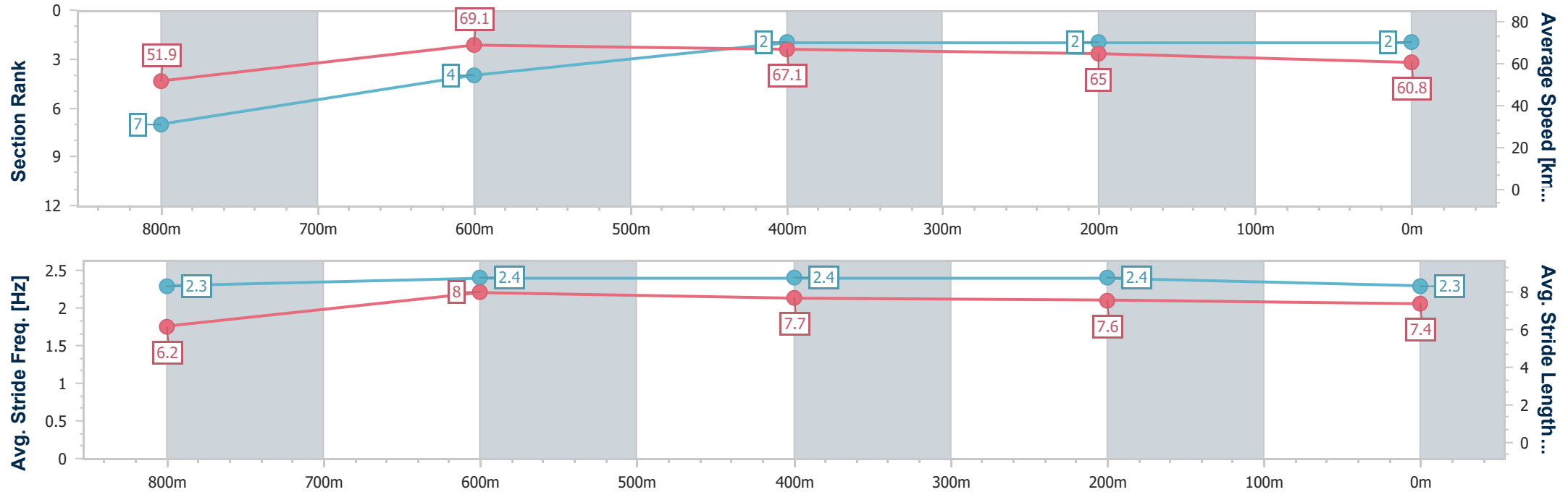
Horse/Jockey Name	Gamadale Nip
Final Rank	2
Fastest Section Time (Section)	0:10.35 (800m)
Top Speed [km/h] (Section)	70.6 (800m)
Race State	Finished



Ladbroke's Cannon Park Professional
Race 5: LADBROKES FORM GENIUS BENCHMARK 60
Handicap - 950m
24 July 2025 - 15:34
Track Rating: Soft 6, Weather: Overcast, Rail Position: +3m 1000m-300m; +2m Remainder



Section	Overall	800m	600m	400m	200m														
Section Times	0:54.97 [2] (0:10.41)	0:44.56 [7] (0:10.35)	0:34.21 [4] (0:11.07)	0:23.14 [2] (0:11.30)	0:11.84 [2] (0:11.84)														
Average Speed [km/h]	51.9	69.1	67.1	65.0	60.8														
Top Speed [km/h]	69.5	70.6	68.8	66.2	63.2														
Avg. Dist. to Rail [m]	4.7	4.1	5.4	7.5	10.6														
Avg. Stride Freq. [Hz]	2.3	2.4	2.4	2.4	2.3														
Avg. Stride Length [m]	6.2	8.0	7.7	7.6	7.4														





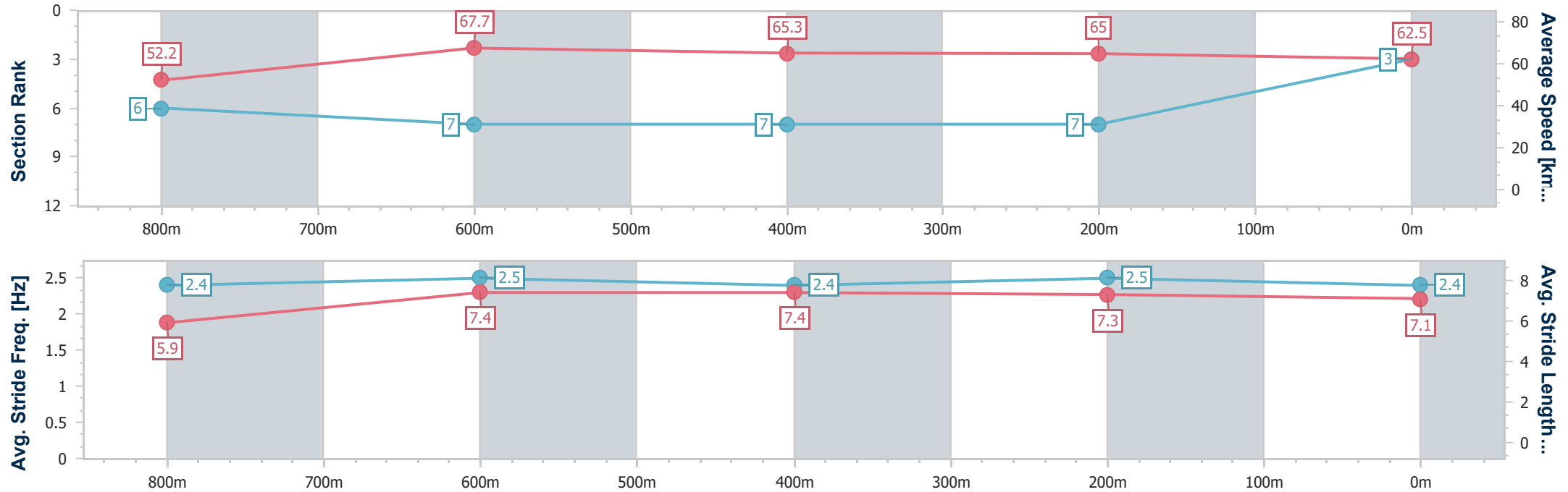
Horse/Jockey Name	Bloomin' Ripper
Final Rank	3
Fastest Section Time (Section)	0:10.35 (Overall)
Top Speed [km/h] (Section)	70.1 (800m)
Race State	Finished



Ladbrokes Cannon ParkProfessional
Race 5: LADBROKES FORM GENIUS BENCHMARK 60
Handicap - 950m
24 July 2025 - 15:34
Track Rating: Soft 6, Weather: Overcast, Rail Position: +3m 1000m-300m; +2m Remainder



Section	Overall	800m	600m	400m	200m										
Section Times	0:55.00 [3] (0:10.35)	0:44.65 [6] (0:10.62)	0:34.03 [7] (0:11.30)	0:22.73 [7] (0:11.20)	0:11.53 [7] (0:11.53)										
Average Speed [km/h]	52.2	67.7	65.3	65.0	62.5										
Top Speed [km/h]	67.1	70.1	69.1	66.0	65.1										
Avg. Dist. to Rail [m]	6.4	3.9	3.4	5.0	9.2										
Avg. Stride Freq. [Hz]	2.4	2.5	2.4	2.5	2.4										
Avg. Stride Length [m]	5.9	7.4	7.4	7.3	7.1										



- [] Ranking at each section and finish
- .-.- No data available at this section
- NA No data available



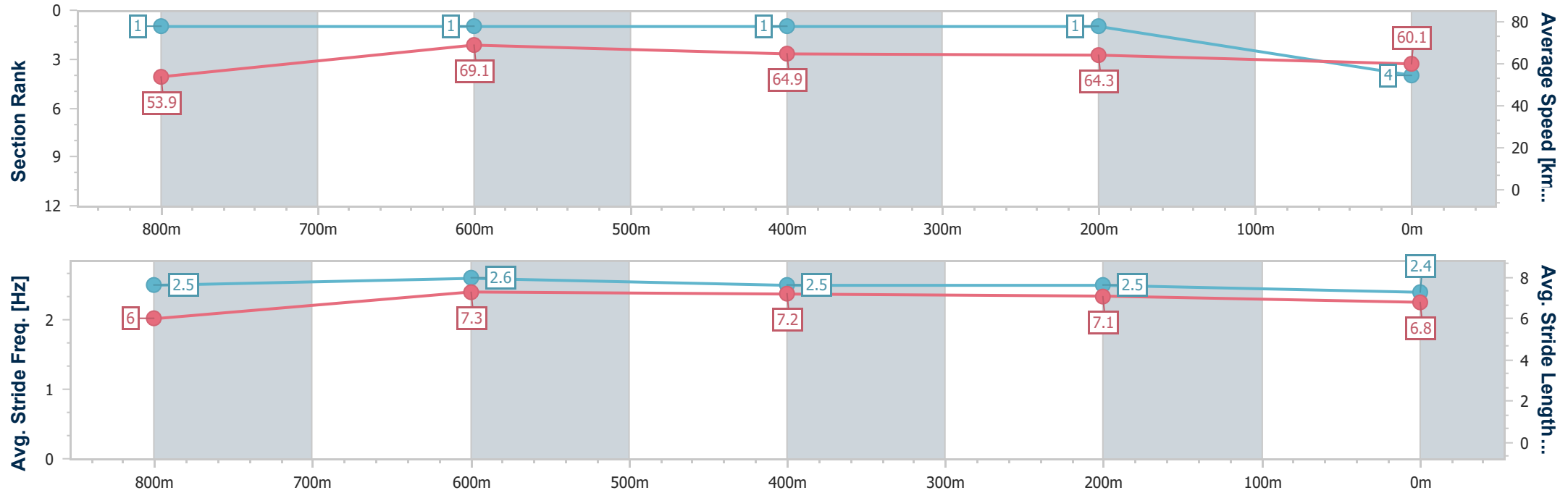
Horse/Jockey Name	Hartshorn
Final Rank	4
Fastest Section Time (Section)	0:10.03 (Overall)
Top Speed [km/h] (Section)	70.1 (800m)
Race State	Finished



Ladbrokes Cannon ParkProfessional
Race 5: LADBROKES FORM GENIUS BENCHMARK 60
Handicap - 950m
24 July 2025 - 15:34
Track Rating: Soft 6, Weather: Overcast, Rail Position: +3m 1000m-300m; +2m Remainder



Section	Overall	800m	600m	400m	200m								
Section Times	0:55.03 [4] (0:10.03)	0:45.00 [1] (0:10.40)	0:34.60 [1] (0:11.26)	0:23.34 [1] (0:11.37)	0:11.97 [1] (0:11.97)								
Average Speed [km/h]	53.9	69.1	64.9	64.3	60.1								
Top Speed [km/h]	68.8	70.1	67.6	64.8	64.0								
Avg. Dist. to Rail [m]	3.1	1.0	2.6	5.1	6.2								
Avg. Stride Freq. [Hz]	2.5	2.6	2.5	2.5	2.4								
Avg. Stride Length [m]	6.0	7.3	7.2	7.1	6.8								





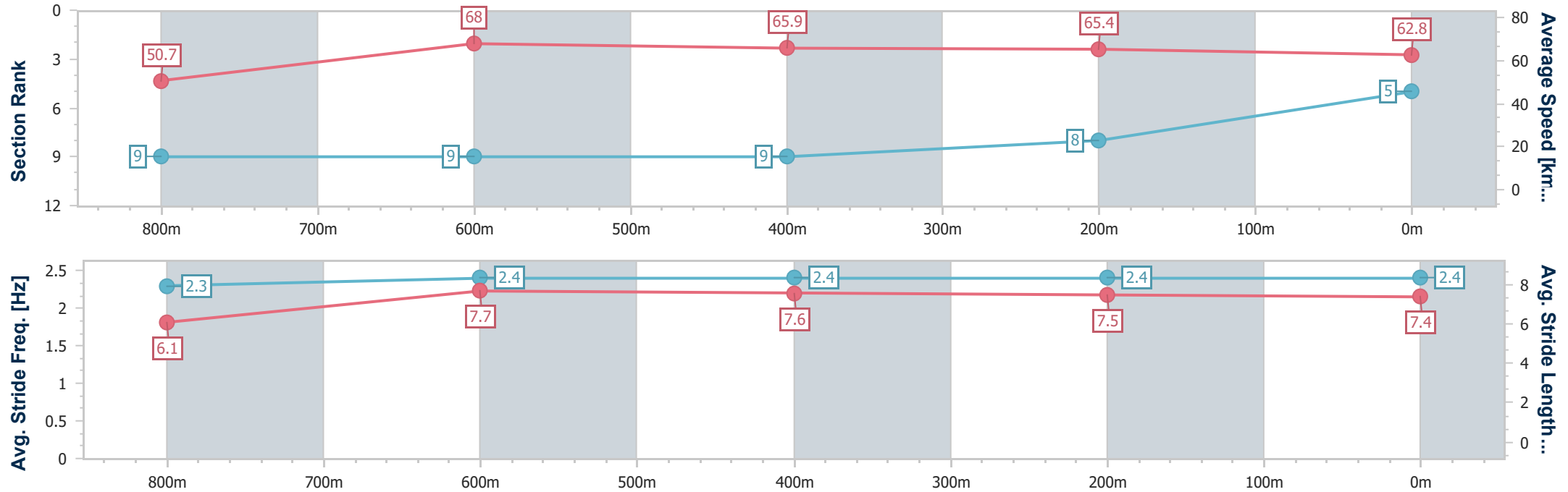
Horse/Jockey Name	Better Be Slick
Final Rank	5
Fastest Section Time (Section)	0:10.59 (800m)
Top Speed [km/h] (Section)	68.5 (800m)
Race State	Finished



Ladbrokes Cannon Park Professional
Race 5: LADBROKES FORM GENIUS BENCHMARK 60
Handicap - 950m
24 July 2025 - 15:34
Track Rating: Soft 6, Weather: Overcast, Rail Position: +3m 1000m-300m; +2m Remainder



Section	Overall	800m	600m	400m	200m										
Section Times	0:55.05 [5] (0:10.68)	0:44.37 [9] (0:10.59)	0:33.78 [9] (0:11.18)	0:22.60 [9] (0:11.15)	0:11.45 [8] (0:11.45)										
Average Speed [km/h]	50.7	68.0	65.9	65.4	62.8										
Top Speed [km/h]	67.8	68.5	67.8	66.2	65.0										
Avg. Dist. to Rail [m]	2.3	2.4	3.6	6.4	10.9										
Avg. Stride Freq. [Hz]	2.3	2.4	2.4	2.4	2.4										
Avg. Stride Length [m]	6.1	7.7	7.6	7.5	7.4										



[] Ranking at each section and finish
-.-.- No data available at this section
NA No data available



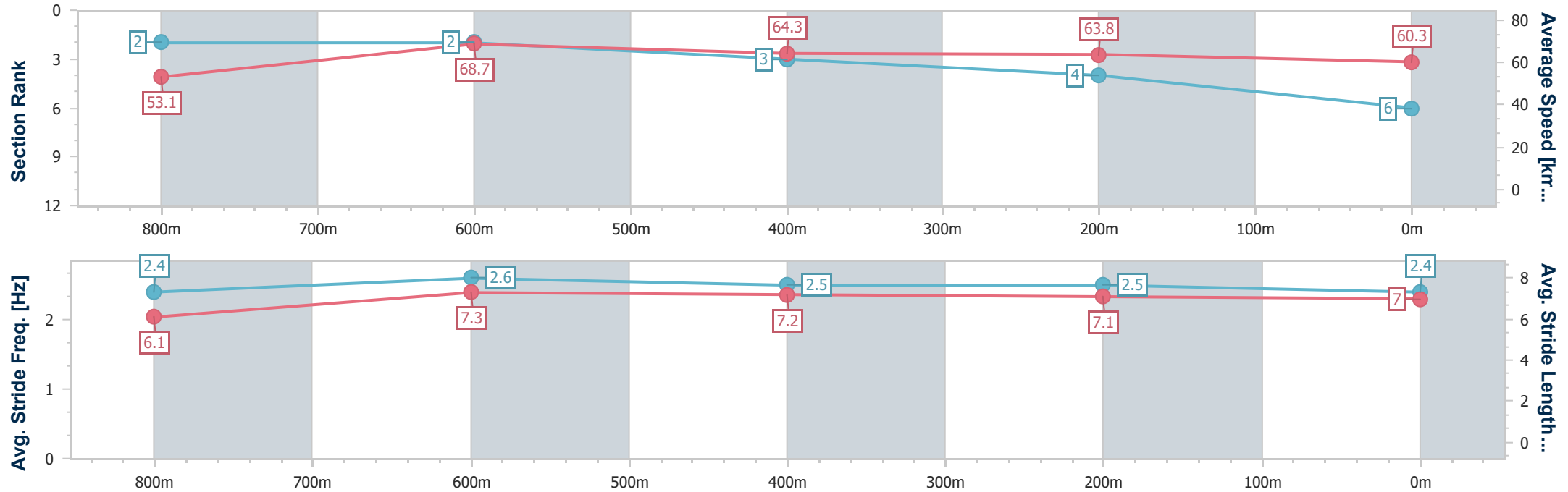
Horse/Jockey Name	Sowilo Siren
Final Rank	6
Fastest Section Time (Section)	0:10.14 (Overall)
Top Speed [km/h] (Section)	69.3 (800m)
Race State	Finished



Ladbrokes Cannon ParkProfessional
Race 5: LADBROKES FORM GENIUS BENCHMARK 60
Handicap - 950m
24 July 2025 - 15:34
Track Rating: Soft 6, Weather: Overcast, Rail Position: +3m 1000m-300m; +2m Remainder



Section	Overall	800m	600m	400m	200m								
Section Times	0:55.15 [6] (0:10.14)	0:45.01 [2] (0:10.51)	0:34.50 [2] (0:11.24)	0:23.26 [3] (0:11.35)	0:11.91 [4] (0:11.91)								
Average Speed [km/h]	53.1	68.7	64.3	63.8	60.3								
Top Speed [km/h]	68.8	69.3	67.6	64.8	62.2								
Avg. Dist. to Rail [m]	2.0	1.3	0.8	3.0	4.2								
Avg. Stride Freq. [Hz]	2.4	2.6	2.5	2.5	2.4								
Avg. Stride Length [m]	6.1	7.3	7.2	7.1	7.0								



[] Ranking at each section and finish
-.-.- No data available at this section
NA No data available



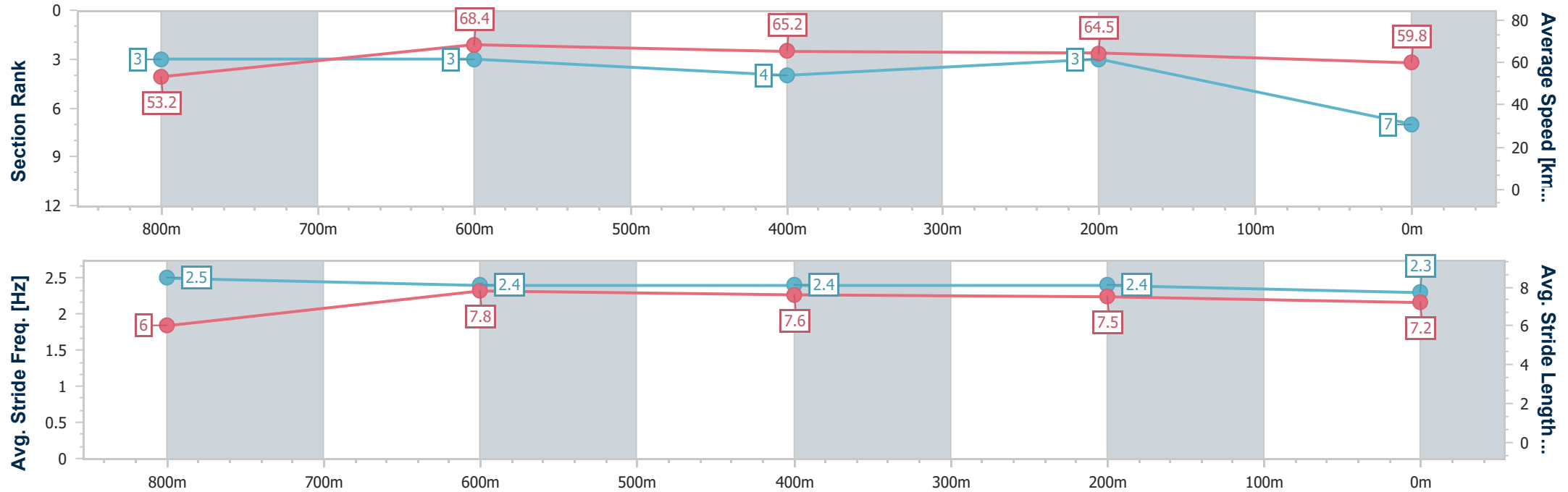
Horse/Jockey Name	Racatoon
Final Rank	7
Fastest Section Time (Section)	0:10.18 (Overall)
Top Speed [km/h] (Section)	69.8 (800m)
Race State	Finished



Ladbrokes Cannon ParkProfessional
Race 5: LADBROKES FORM GENIUS BENCHMARK 60
Handicap - 950m
24 July 2025 - 15:34
Track Rating: Soft 6, Weather: Overcast, Rail Position: +3m 1000m-300m; +2m Remainder



Section	Overall	800m	600m	400m	200m														
Section Times	0:55.19 [7] (0:10.18)	0:45.01 [3] (0:10.53)	0:34.48 [3] (0:11.19)	0:23.29 [4] (0:11.31)	0:11.98 [3] (0:11.98)														
Average Speed [km/h]	53.2	68.4	65.2	64.5	59.8														
Top Speed [km/h]	69.7	69.8	68.0	65.1	62.6														
Avg. Dist. to Rail [m]	5.8	3.4	3.1	3.8	6.8														
Avg. Stride Freq. [Hz]	2.5	2.4	2.4	2.4	2.3														
Avg. Stride Length [m]	6.0	7.8	7.6	7.5	7.2														





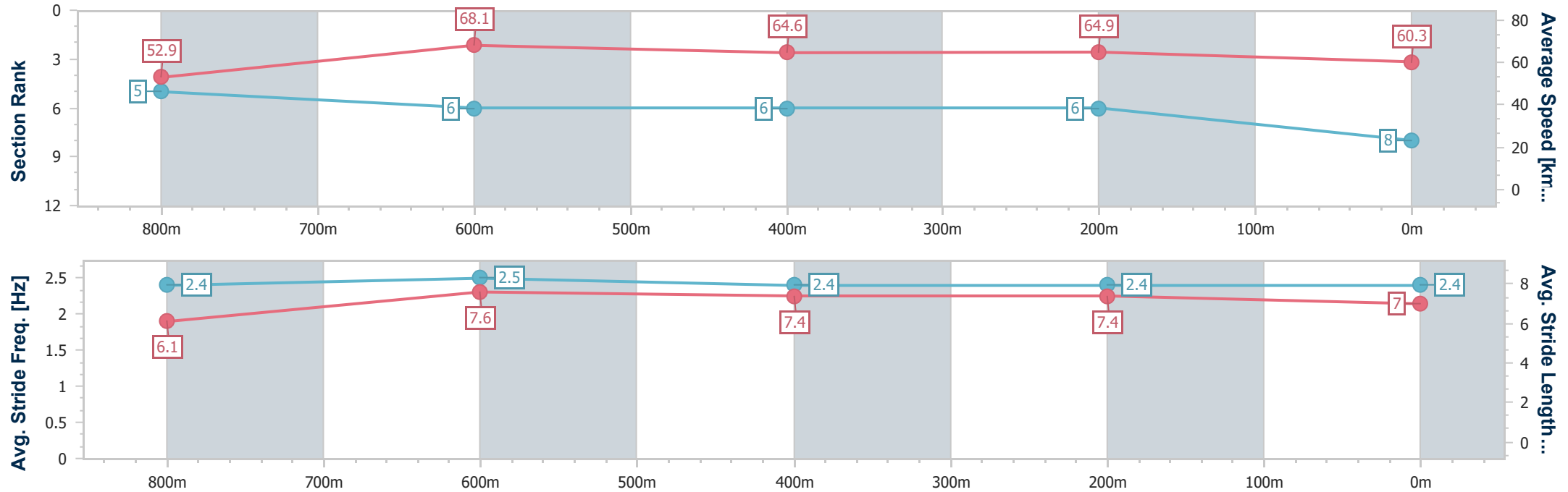
Horse/Jockey Name	Midas Star
Final Rank	8
Fastest Section Time (Section)	0:10.28 (Overall)
Top Speed [km/h] (Section)	69.9 (800m)
Race State	Finished



Ladbrokes Cannon ParkProfessional
Race 5: LADBROKES FORM GENIUS BENCHMARK 60
Handicap - 950m
24 July 2025 - 15:34
Track Rating: Soft 6, Weather: Overcast, Rail Position: +3m 1000m-300m; +2m Remainder



Section	Overall	800m	600m	400m	200m										
Section Times	0:55.38 [8] (0:10.28)	0:45.10 [5] (0:10.56)	0:34.54 [6] (0:11.32)	0:23.22 [6] (0:11.26)	0:11.96 [6] (0:11.96)										
Average Speed [km/h]	52.9	68.1	64.6	64.9	60.3										
Top Speed [km/h]	69.2	69.9	67.7	65.7	62.9										
Avg. Dist. to Rail [m]	5.5	2.6	2.8	6.9	9.7										
Avg. Stride Freq. [Hz]	2.4	2.5	2.4	2.4	2.4										
Avg. Stride Length [m]	6.1	7.6	7.4	7.4	7.0										





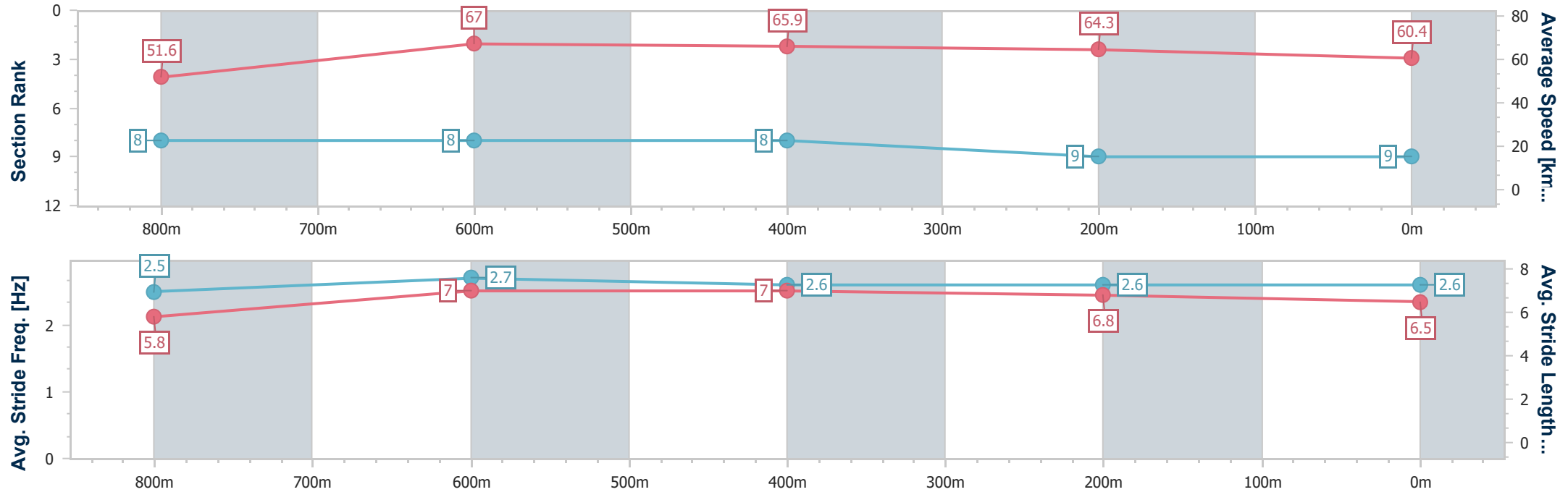
Horse/Jockey Name	Neveton
Final Rank	9
Fastest Section Time (Section)	0:10.48 (Overall)
Top Speed [km/h] (Section)	67.9 (800m)
Race State	Finished



Ladbrokes Cannon ParkProfessional
Race 5: LADBROKES FORM GENIUS BENCHMARK 60
Handicap - 950m
24 July 2025 - 15:34
Track Rating: Soft 6, Weather: Overcast, Rail Position: +3m 1000m-300m; +2m Remainder



Section	Overall	800m	600m	400m	200m									
Section Times	0:55.66 [9] (0:10.48)	0:45.18 [8] (0:10.72)	0:34.46 [8] (0:11.22)	0:23.24 [8] (0:11.36)	0:11.88 [9] (0:11.88)									
Average Speed [km/h]	51.6	67.0	65.9	64.3	60.4									
Top Speed [km/h]	66.4	67.9	67.8	65.6	63.6									
Avg. Dist. to Rail [m]	2.7	2.5	3.9	4.4	2.9									
Avg. Stride Freq. [Hz]	2.5	2.7	2.6	2.6	2.6									
Avg. Stride Length [m]	5.8	7.0	7.0	6.8	6.5									





Ladbroke's Cannon Park Professional

Race 6: STRATA COMPLIANCE SOLUTIONS OPEN Handicap - 1250m

24 July 2025 - 16:15



Track Rating: Soft 6, Weather: Overcast, Rail Position: +3m 1000m-300m; +2m Remainder

Section						Overall	1000m	800m	600m	400m	200m	Last 600m	
Field Times						1:13.97 (0:16.06)	0:57.91 (0:10.93)	0:46.98 (0:11.58)	0:35.40 (0:11.40)	0:24.00 (0:11.68)	0:12.32 (0:12.32)	0:35.40	
Rank	TAB	Horse/Jockey	Barrier	Top Speed [km/h]	Fastest Section							Margin	Distance Travelled [m]
1	6	VALENKI	2	66.2	0:11.22	1:13.97 [1]	0:57.25 [7]	0:46.03 [6]	0:34.68 [7]	0:23.23 [6]	0:11.76 [6]	1:13.97	0:34.68
		Jackson Murphy		Overall	1000m	(0:16.72)	(0:11.22)	(0:11.35)	(0:11.45)	(0:11.47)	(0:11.76)		
2	2	STATS	9	65.8	0:11.02	1:14.04 [2]	0:57.02 [8]	0:46.00 [8]	0:34.74 [8]	0:23.28 [7]	0:11.81 [7]	0.4L	0:34.74 +1
		Ryan Wiggins		1000m	1000m	(0:17.02)	(0:11.02)	(0:11.26)	(0:11.46)	(0:11.47)	(0:11.81)		
3	7	CROWNING MOMENT	5	67.6	0:11.08	1:14.08 [3]	0:57.91 [2]	0:46.83 [3]	0:35.37 [3]	0:23.82 [3]	0:12.19 [2]	0.63L	0:35.37 -2
		Sean Cormack		Overall	1000m	(0:16.17)	(0:11.08)	(0:11.46)	(0:11.55)	(0:11.63)	(0:12.19)		
4	10	LISTENTOZOU	6	69.9	0:10.93	1:14.15 [4]	0:58.09 [1]	0:47.16 [1]	0:35.58 [1]	0:24.18 [1]	0:12.50 [1]	1.06L	0:35.58 -3
		Krysten Swaffer		Overall	1000m	(0:16.06)	(0:10.93)	(0:11.58)	(0:11.40)	(0:11.68)	(0:12.50)		
5	5	HIGHBAR	4	67.4	0:11.11	1:14.19 [5]	0:57.63 [5]	0:46.52 [5]	0:35.10 [5]	0:23.65 [5]	0:12.19 [4]	1.31L	0:35.10 +2
		Lacey Morrison		Overall	1000m	(0:16.56)	(0:11.11)	(0:11.42)	(0:11.45)	(0:11.46)	(0:12.19)		
6	3	ARMOUR FORCE	3	65.7	0:11.09	1:14.32 [6]	0:57.23 [9]	0:46.14 [9]	0:34.92 [9]	0:23.43 [8]	0:12.00 [8]	2.08L	0:34.92 +1
		Nathan Thomas		Overall	1000m	(0:17.09)	(0:11.09)	(0:11.22)	(0:11.49)	(0:11.43)	(0:12.00)		
7	1	INCHING CLOSER	8	68.2	0:10.86	1:14.36 [7]	0:58.00 [4]	0:47.14 [2]	0:35.73 [2]	0:24.14 [2]	0:12.43 [3]	2.31L	0:35.73 -1
		Chris Meehan		Overall	1000m	(0:16.36)	(0:10.86)	(0:11.41)	(0:11.59)	(0:11.71)	(0:12.43)		
8	9	TURN BIRD	1	66.2	0:11.00	1:14.55 [8]	0:58.25 [3]	0:47.25 [4]	0:35.76 [4]	0:24.14 [4]	0:12.46 [5]	3.41L	0:35.76 -2
		Jason Taylor		Overall	1000m	(0:16.30)	(0:11.00)	(0:11.49)	(0:11.62)	(0:11.68)	(0:12.46)		
9	4	DEVIL KICK	7	66.6	0:11.25	1:15.22 [9]	0:58.55 [6]	0:47.24 [7]	0:35.99 [6]	0:24.21 [9]	0:12.36 [9]	7.34L	0:35.99 +6
		Rachel Shred		Overall	800m	(0:16.67)	(0:11.31)	(0:11.25)	(0:11.78)	(0:11.85)	(0:12.36)		

Scratched: Loud Noise (#8)



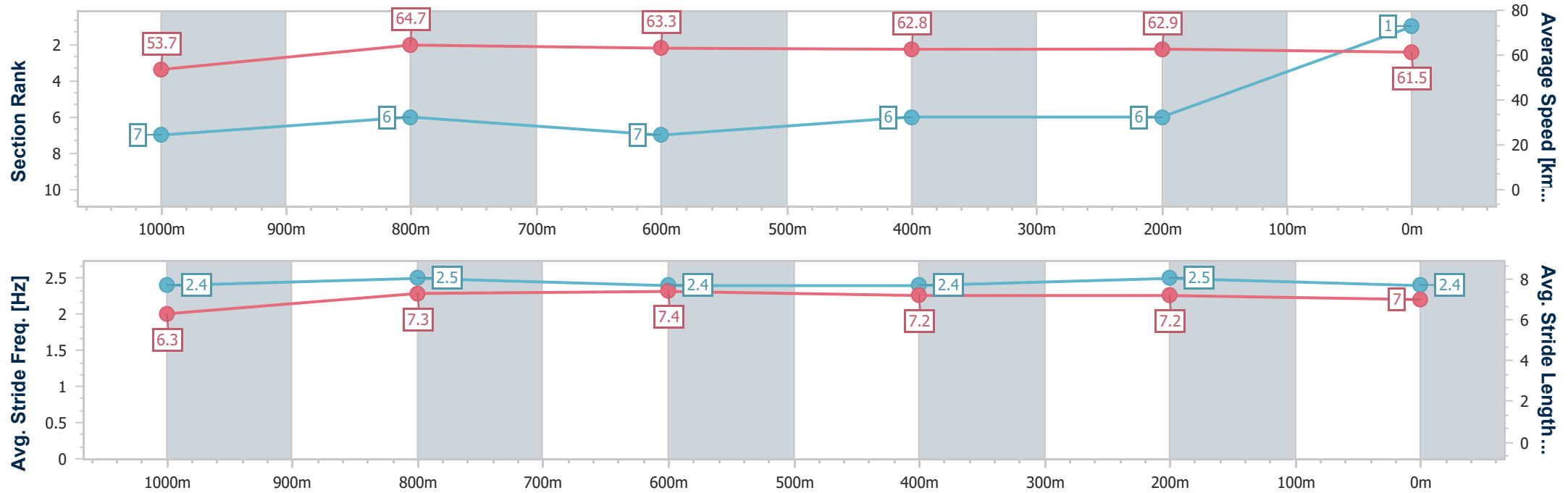
Horse/Jockey Name	Valenki
Final Rank	1
Fastest Section Time (Section)	0:11.22 (1000m)
Top Speed [km/h] (Section)	66.2 (Overall)
Race State	Finished



Ladbrokes Cannon Park Professional
Race 6: STRATA COMPLIANCE SOLUTIONS OPEN Handicap - 1250m
24 July 2025 - 16:15
Track Rating: Soft 6, Weather: Overcast, Rail Position: +3m 1000m-300m; +2m Remainder



Section	Overall	1000m	800m	600m	400m	200m							
Section Times	1:13.97 [1] (0:16.72)	0:57.25 [7] (0:11.22)	0:46.03 [6] (0:11.35)	0:34.68 [7] (0:11.45)	0:23.23 [6] (0:11.47)	0:11.76 [6] (0:11.76)							
Average Speed [km/h]	53.7	64.7	63.3	62.8	62.9	61.5							
Top Speed [km/h]	66.2	65.6	64.5	64.1	64.2	63.1							
Avg. Dist. to Rail [m]	1.5	0.8	0.6	0.6	3.5	7.0							
Avg. Stride Freq. [Hz]	2.4	2.5	2.4	2.4	2.5	2.4							
Avg. Stride Length [m]	6.3	7.3	7.4	7.2	7.2	7.0							





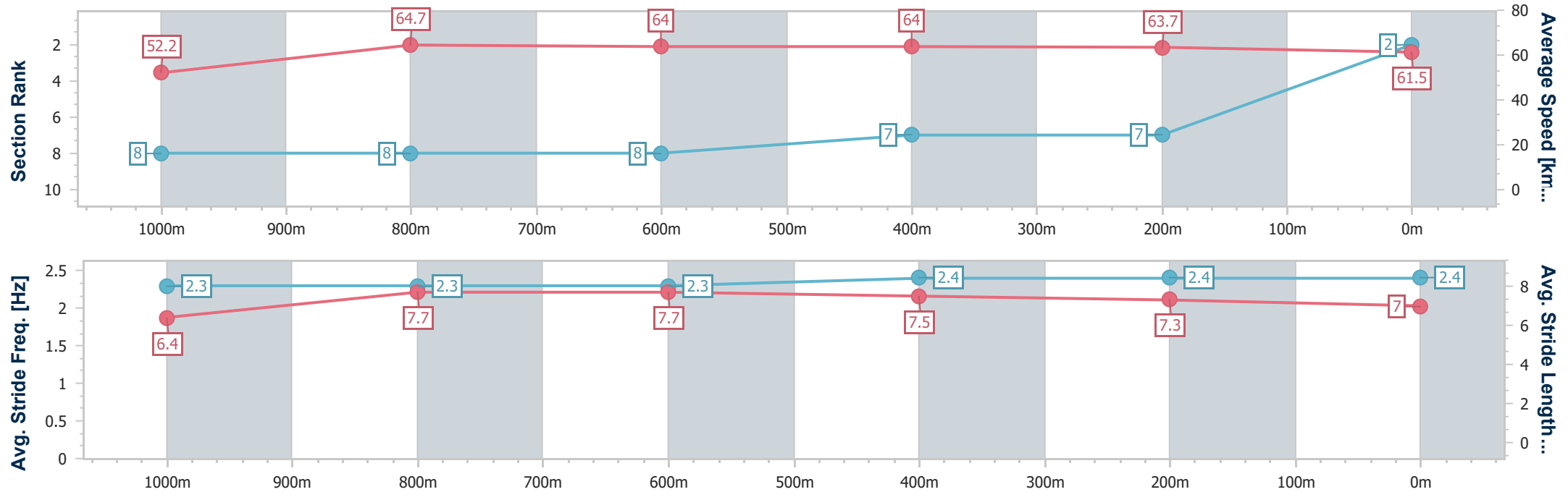
Horse/Jockey Name	Stats
Final Rank	2
Fastest Section Time (Section)	0:11.02 (1000m)
Top Speed [km/h] (Section)	65.8 (1000m)
Race State	Finished



Ladbrokes Cannon Park Professional
Race 6: STRATA COMPLIANCE SOLUTIONS OPEN Handicap - 1250m
24 July 2025 - 16:15
Track Rating: Soft 6, Weather: Overcast, Rail Position: +3m 1000m-300m; +2m Remainder



Section	Overall	1000m	800m	600m	400m	200m							
Section Times	1:14.04 [2] (0:17.02)	0:57.02 [8] (0:11.02)	0:46.00 [8] (0:11.26)	0:34.74 [8] (0:11.46)	0:23.28 [7] (0:11.47)	0:11.81 [7] (0:11.81)							
Average Speed [km/h]	52.2	64.7	64.0	64.0	63.7	61.5							
Top Speed [km/h]	65.8	65.8	65.5	65.6	64.9	63.9							
Avg. Dist. to Rail [m]	4.4	2.1	2.0	2.9	6.1	8.1							
Avg. Stride Freq. [Hz]	2.3	2.3	2.3	2.4	2.4	2.4							
Avg. Stride Length [m]	6.4	7.7	7.7	7.5	7.3	7.0							





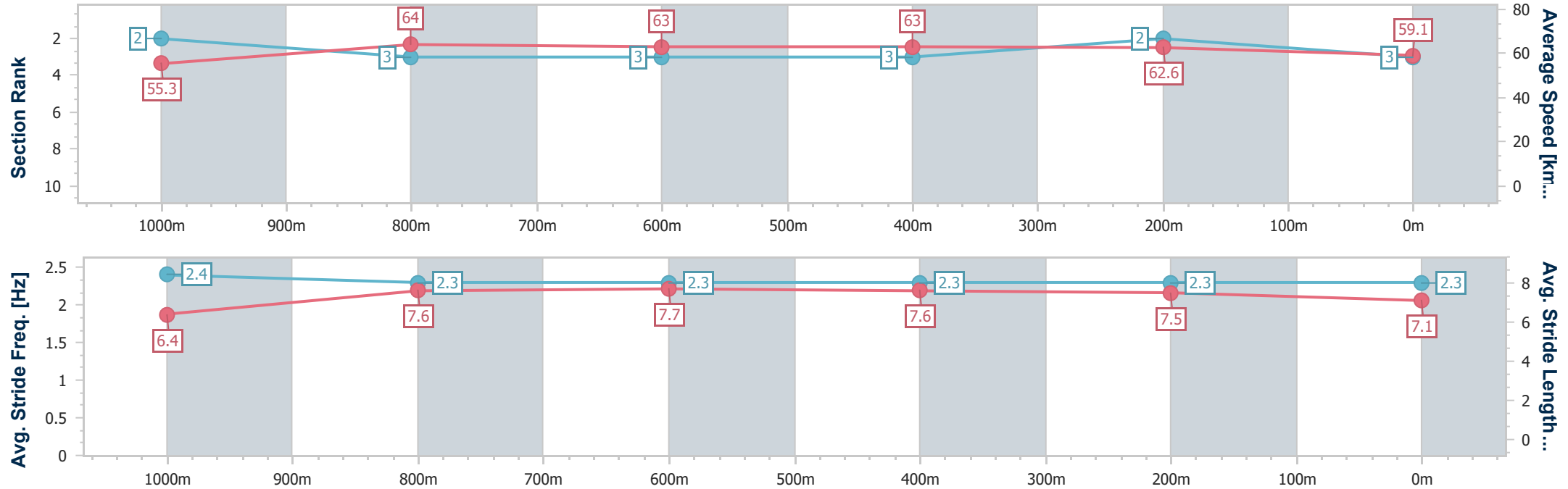
Horse/Jockey Name	Crowning Moment
Final Rank	3
Fastest Section Time (Section)	0:11.08 (1000m)
Top Speed [km/h] (Section)	67.6 (Overall)
Race State	Finished



Ladbrokes Cannon ParkProfessional
Race 6: STRATA COMPLIANCE SOLUTIONS OPEN Handicap - 1250m
24 July 2025 - 16:15
Track Rating: Soft 6, Weather: Overcast, Rail Position: +3m 1000m-300m; +2m Remainder



Section	Overall	1000m	800m	600m	400m	200m							
Section Times	1:14.08 [3] (0:16.17)	0:57.91 [2] (0:11.08)	0:46.83 [3] (0:11.46)	0:35.37 [3] (0:11.55)	0:23.82 [3] (0:11.63)	0:12.19 [2] (0:12.19)							
Average Speed [km/h]	55.3	64.0	63.0	63.0	62.6	59.1							
Top Speed [km/h]	67.6	64.9	64.2	63.6	63.4	61.8							
Avg. Dist. to Rail [m]	2.6	1.4	0.4	1.4	4.7	6.8							
Avg. Stride Freq. [Hz]	2.4	2.3	2.3	2.3	2.3	2.3							
Avg. Stride Length [m]	6.4	7.6	7.7	7.6	7.5	7.1							



[] Ranking at each section and finish
- - - - No data available at this section
NA No data available



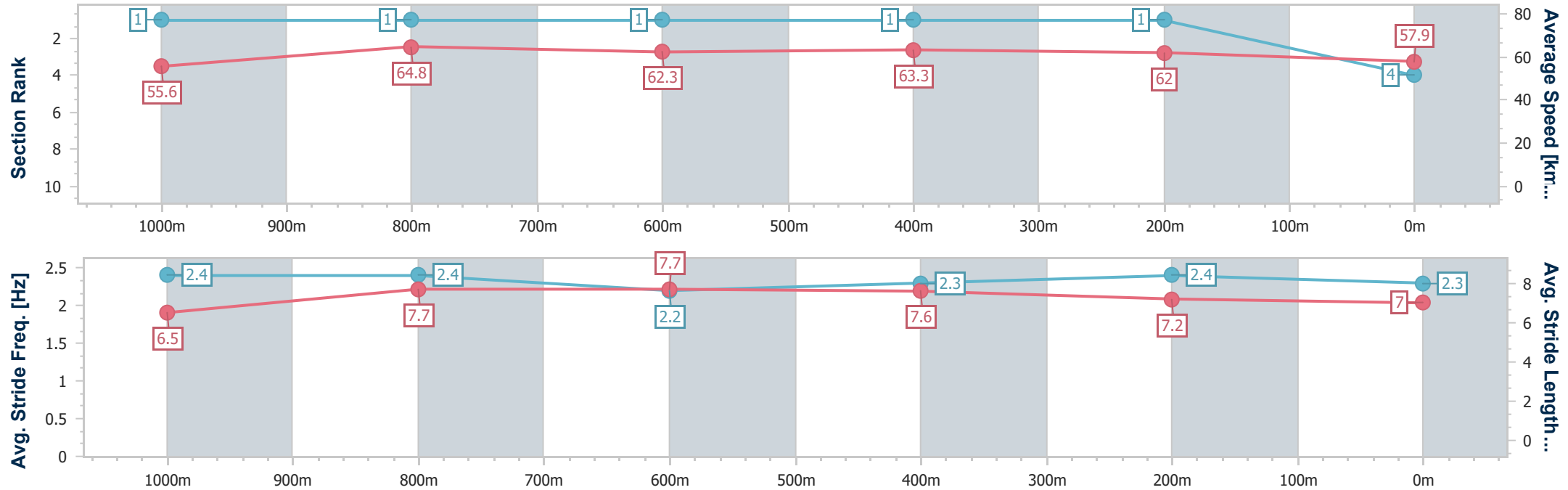
Horse/Jockey Name	Listentozou
Final Rank	4
Fastest Section Time (Section)	0:10.93 (1000m)
Top Speed [km/h] (Section)	69.9 (Overall)
Race State	Finished



Ladbrokes Cannon ParkProfessional
Race 6: STRATA COMPLIANCE SOLUTIONS OPEN Handicap - 1250m
24 July 2025 - 16:15
Track Rating: Soft 6, Weather: Overcast, Rail Position: +3m 1000m-300m; +2m Remainder



Section	Overall	1000m	800m	600m	400m	200m							
Section Times	1:14.15 [4] (0:16.06)	0:58.09 [1] (0:10.93)	0:47.16 [1] (0:11.58)	0:35.58 [1] (0:11.40)	0:24.18 [1] (0:11.68)	0:12.50 [1] (0:12.50)							
Average Speed [km/h]	55.6	64.8	62.3	63.3	62.0	57.9							
Top Speed [km/h]	69.9	67.5	63.5	63.9	63.4	60.2							
Avg. Dist. to Rail [m]	2.9	1.9	0.5	0.8	3.1	5.5							
Avg. Stride Freq. [Hz]	2.4	2.4	2.2	2.3	2.4	2.3							
Avg. Stride Length [m]	6.5	7.7	7.7	7.6	7.2	7.0							



[] Ranking at each section and finish
-.-.- No data available at this section
NA No data available



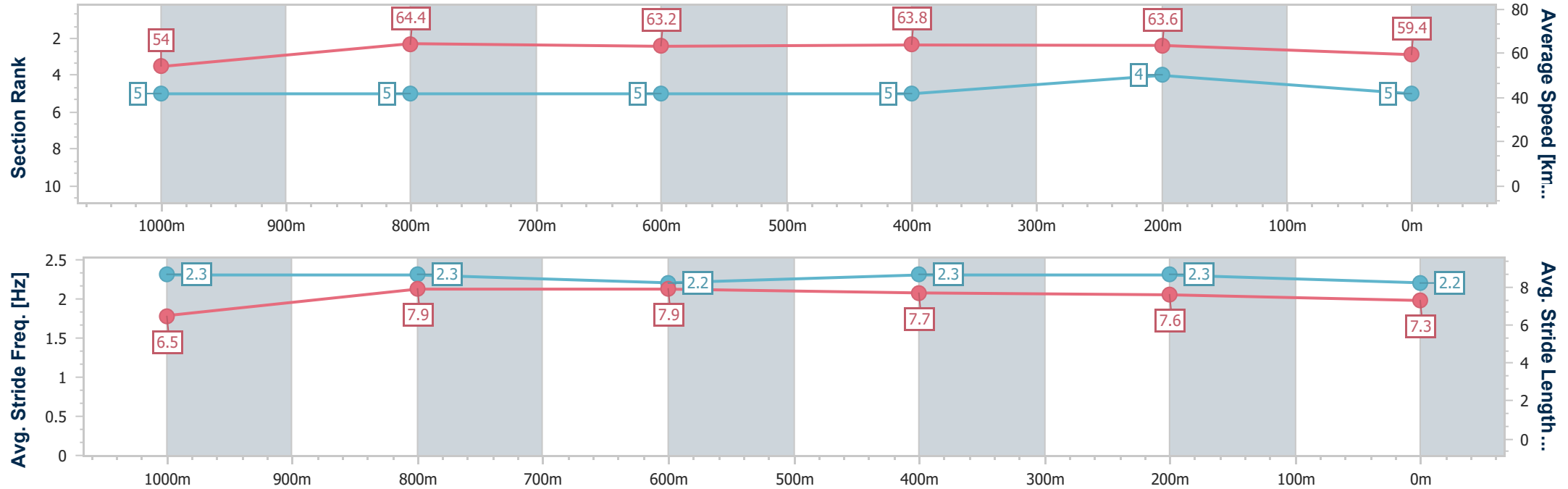
Horse/Jockey Name	Highbar
Final Rank	5
Fastest Section Time (Section)	0:11.11 (1000m)
Top Speed [km/h] (Section)	67.4 (Overall)
Race State	Finished



Ladbrokes Cannon ParkProfessional
Race 6: STRATA COMPLIANCE SOLUTIONS OPEN Handicap - 1250m
24 July 2025 - 16:15
Track Rating: Soft 6, Weather: Overcast, Rail Position: +3m 1000m-300m; +2m Remainder



Section	Overall	1000m	800m	600m	400m	200m							
Section Times	1:14.19 [5] (0:16.56)	0:57.63 [5] (0:11.11)	0:46.52 [5] (0:11.42)	0:35.10 [5] (0:11.45)	0:23.65 [5] (0:11.46)	0:12.19 [4] (0:12.19)							
Average Speed [km/h]	54.0	64.4	63.2	63.8	63.6	59.4							
Top Speed [km/h]	67.4	65.0	64.5	64.5	64.2	64.0							
Avg. Dist. to Rail [m]	3.2	1.1	0.7	1.9	5.4	7.2							
Avg. Stride Freq. [Hz]	2.3	2.3	2.2	2.3	2.3	2.2							
Avg. Stride Length [m]	6.5	7.9	7.9	7.7	7.6	7.3							





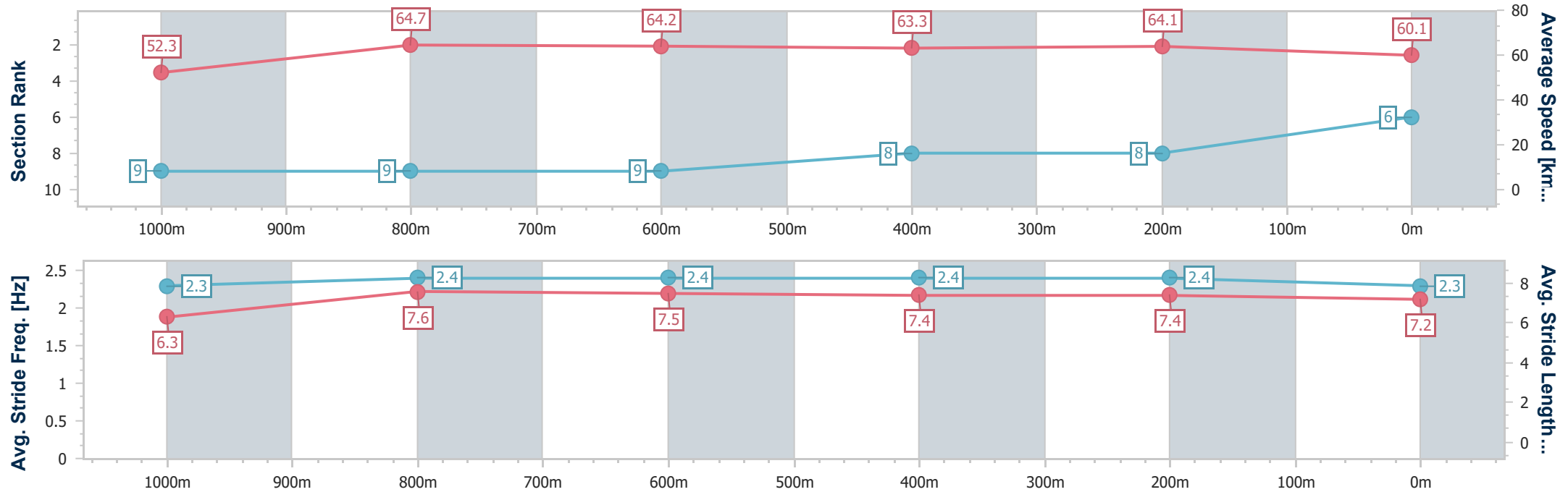
Horse/Jockey Name	Armour Force
Final Rank	6
Fastest Section Time (Section)	0:11.09 (1000m)
Top Speed [km/h] (Section)	65.7 (Overall)
Race State	Finished



Ladbrokes Cannon ParkProfessional
Race 6: STRATA COMPLIANCE SOLUTIONS OPEN Handicap -
1250m
24 July 2025 - 16:15
Track Rating: Soft 6, Weather: Overcast, Rail Position: +3m 1000m-
300m; +2m Remainder



Section	Overall	1000m	800m	600m	400m	200m							
Section Times	1:14.32 [6] (0:17.09)	0:57.23 [9] (0:11.09)	0:46.14 [9] (0:11.22)	0:34.92 [9] (0:11.49)	0:23.43 [8] (0:11.43)	0:12.00 [8] (0:12.00)							
Average Speed [km/h]	52.3	64.7	64.2	63.3	64.1	60.1							
Top Speed [km/h]	65.7	65.6	65.3	65.2	65.1	62.4							
Avg. Dist. to Rail [m]	3.1	0.9	1.1	1.6	6.9	9.5							
Avg. Stride Freq. [Hz]	2.3	2.4	2.4	2.4	2.4	2.3							
Avg. Stride Length [m]	6.3	7.6	7.5	7.4	7.4	7.2							





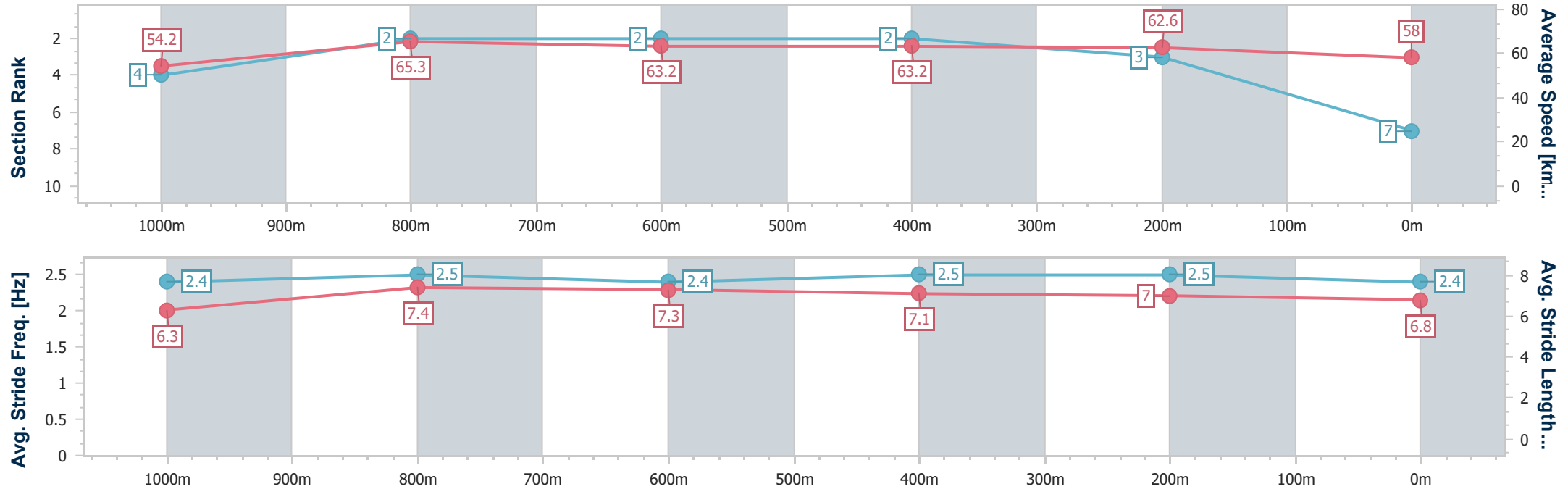
Horse/Jockey Name	Inching Closer
Final Rank	7
Fastest Section Time (Section)	0:10.86 (1000m)
Top Speed [km/h] (Section)	68.2 (Overall)
Race State	Finished



Ladbrokes Cannon ParkProfessional
Race 6: STRATA COMPLIANCE SOLUTIONS OPEN Handicap - 1250m
24 July 2025 - 16:15
Track Rating: Soft 6, Weather: Overcast, Rail Position: +3m 1000m-300m; +2m Remainder



Section	Overall	1000m	800m	600m	400m	200m							
Section Times	1:14.36 [7] (0:16.36)	0:58.00 [4] (0:10.86)	0:47.14 [2] (0:11.41)	0:35.73 [2] (0:11.59)	0:24.14 [2] (0:11.71)	0:12.43 [3] (0:12.43)							
Average Speed [km/h]	54.2	65.3	63.2	63.2	62.6	58.0							
Top Speed [km/h]	68.2	66.7	64.5	64.6	63.3	61.5							
Avg. Dist. to Rail [m]	4.5	2.3	1.6	2.7	5.1	6.4							
Avg. Stride Freq. [Hz]	2.4	2.5	2.4	2.5	2.5	2.4							
Avg. Stride Length [m]	6.3	7.4	7.3	7.1	7.0	6.8							



[] Ranking at each section and finish
-.-.- No data available at this section
NA No data available



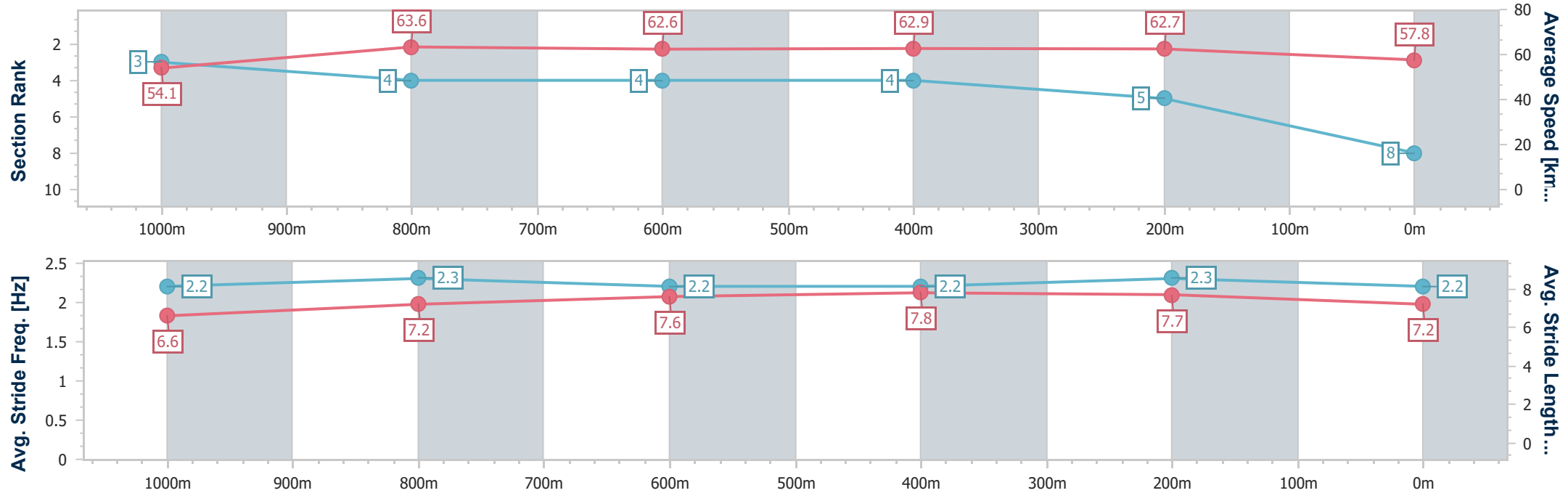
Horse/Jockey Name	Turn Bird
Final Rank	8
Fastest Section Time (Section)	0:11.00 (1000m)
Top Speed [km/h] (Section)	66.2 (Overall)
Race State	Finished



Ladbroke's Cannon Park Professional
Race 6: STRATA COMPLIANCE SOLUTIONS OPEN Handicap - 1250m
24 July 2025 - 16:15
Track Rating: Soft 6, Weather: Overcast, Rail Position: +3m 1000m-300m; +2m Remainder



Section	Overall	1000m	800m	600m	400m	200m							
Section Times	1:14.55 [8] (0:16.30)	0:58.25 [3] (0:11.00)	0:47.25 [4] (0:11.49)	0:35.76 [4] (0:11.62)	0:24.14 [4] (0:11.68)	0:12.46 [5] (0:12.46)							
Average Speed [km/h]	54.1	63.6	62.6	62.9	62.7	57.8							
Top Speed [km/h]	66.2	64.2	64.0	63.3	63.7	61.5							
Avg. Dist. to Rail [m]	6.9	3.4	0.1	2.2	5.5	6.9							
Avg. Stride Freq. [Hz]	2.2	2.3	2.2	2.2	2.3	2.2							
Avg. Stride Length [m]	6.6	7.2	7.6	7.8	7.7	7.2							



[] Ranking at each section and finish
-.-.- No data available at this section
NA No data available



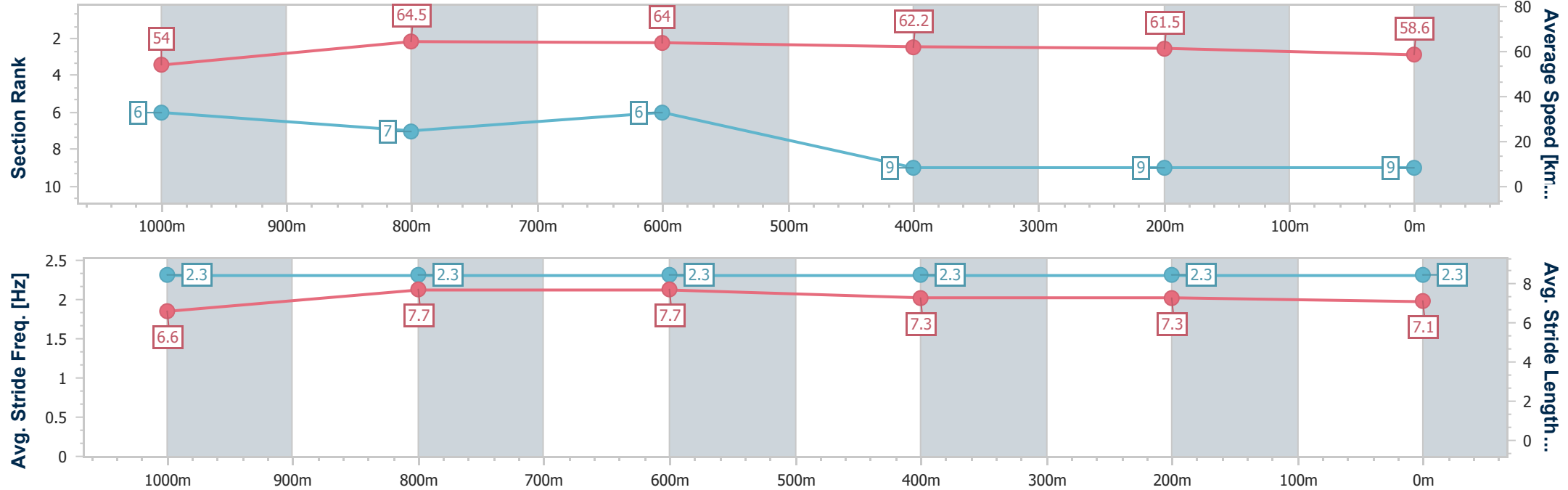
Horse/Jockey Name	Devil Kick
Final Rank	9
Fastest Section Time (Section)	0:11.25 (800m)
Top Speed [km/h] (Section)	66.6 (Overall)
Race State	Finished



Ladbrokes Cannon Park Professional
Race 6: STRATA COMPLIANCE SOLUTIONS OPEN Handicap - 1250m
24 July 2025 - 16:15
Track Rating: Soft 6, Weather: Overcast, Rail Position: +3m 1000m-300m; +2m Remainder



Section	Overall	1000m	800m	600m	400m	200m							
Section Times	1:15.22 [9] (0:16.67)	0:58.55 [6] (0:11.31)	0:47.24 [7] (0:11.25)	0:35.99 [6] (0:11.78)	0:24.21 [9] (0:11.85)	0:12.36 [9] (0:12.36)							
Average Speed [km/h]	54.0	64.5	64.0	62.2	61.5	58.6							
Top Speed [km/h]	66.6	65.5	65.6	64.2	62.3	61.1							
Avg. Dist. to Rail [m]	3.5	1.8	2.3	3.1	5.5	7.2							
Avg. Stride Freq. [Hz]	2.3	2.3	2.3	2.3	2.3	2.3							
Avg. Stride Length [m]	6.6	7.7	7.7	7.3	7.3	7.1							





Ladbroke's Cannon Park Professional
Race 7: ARCHERS THE STRATA PROFESSIONALS BENCHMARK 55
Handicap - 1250m
24 July 2025 - 16:47



Track Rating: Soft 6, Weather: Overcast, Rail Position: +3m 1000m-300m; +2m Remainder

Section		Overall				1000m	800m	600m	400m	200m	Last 600m		
Field Times		1:15.42				0:58.62	0:47.40	0:35.88	0:23.90	0:12.19	0:35.88		
		(0:16.80)				(0:11.22)	(0:11.52)	(0:11.98)	(0:11.71)	(0:12.19)			
Rank	TAB	Horse/Jockey	Barrier	Top Speed [km/h]	Fastest Section						Margin	Distance Travelled [m]	
1	5	TARGETED	1	65.0	0:11.22	1:15.42 [1]	0:58.62 [1]	0:47.40 [1]	0:35.88 [1]	0:23.90 [1]	0:12.19 [1]	1:15.42	0:35.88
		Jackson Murphy		1000m	1000m	(0:16.80)	(0:11.22)	(0:11.52)	(0:11.98)	(0:11.71)	(0:12.19)		
2	3	ELLIE'S DREAM	5	65.1	0:11.07	1:15.62 [2]	0:58.27 [3]	0:47.20 [3]	0:35.60 [3]	0:23.80 [3]	0:12.03 [2]	1.23L	0:35.60 +3
		Sean Cormack		1000m	1000m	(0:17.35)	(0:11.07)	(0:11.60)	(0:11.80)	(0:11.77)	(0:12.03)		
3	6	GAZZA'S DIAMOND	6	64.5	0:11.45	1:15.67 [3]	0:58.17 [4]	0:46.72 [4]	0:35.16 [5]	0:23.50 [5]	0:11.98 [3]	1.49L	0:35.16 +1
		Jason Taylor		Overall	1000m	(0:17.50)	(0:11.45)	(0:11.56)	(0:11.66)	(0:11.52)	(0:11.98)		
4	1	CEASAR	8	66.0	0:11.19	1:15.94 [4]	0:58.14 [5]	0:46.95 [5]	0:35.59 [4]	0:23.92 [4]	0:12.17 [4]	3.09L	0:35.59 +5
		Ryan Wiggins		1000m	1000m	(0:17.80)	(0:11.19)	(0:11.36)	(0:11.67)	(0:11.75)	(0:12.17)		
5	10	THE HOME TEAM	3	65.4	0:11.17	1:16.17 [5]	0:59.16 [2]	0:47.99 [2]	0:36.36 [2]	0:24.47 [2]	0:12.38 [5]	4.46L	0:36.36 +1
		Amanda Thomson		Overall	1000m	(0:17.01)	(0:11.17)	(0:11.63)	(0:11.89)	(0:12.09)	(0:12.38)		
6	9	FIND MY CALM	2	64.7	0:11.53	1:16.37 [6]	0:58.39 [8]	0:46.85 [8]	0:35.32 [8]	0:23.57 [8]	0:11.94 [6]	5.59L	0:35.32 +5
		Krysten Swaffer		400m	800m	(0:17.98)	(0:11.54)	(0:11.53)	(0:11.75)	(0:11.63)	(0:11.94)		
7	8	MAJESTIC BLAZE	4	64.6	0:11.22	1:16.84 [7]	0:58.96 [6]	0:47.74 [6]	0:36.15 [6]	0:24.28 [6]	0:12.35 [7]	8.35L	0:36.15 +1
		Chris Meehan		1000m	1000m	(0:17.88)	(0:11.22)	(0:11.59)	(0:11.87)	(0:11.93)	(0:12.35)		
8	2	SUPER ART	7	65.5	0:11.37	1:17.23 [8]	0:59.27 [7]	0:47.90 [7]	0:36.27 [7]	0:24.57 [7]	0:12.65 [8]	10.68L	0:36.27 +1
		Mitch Goring		600m	1000m	(0:17.96)	(0:11.37)	(0:11.63)	(0:11.70)	(0:11.92)	(0:12.65)		

Scratched: Sir Maximus (#4), Lucky Jim (#7)



Horse/Jockey Name	Targeted
Final Rank	1
Fastest Section Time (Section)	0:11.22 (1000m)
Top Speed [km/h] (Section)	65.0 (1000m)
Race State	Finished



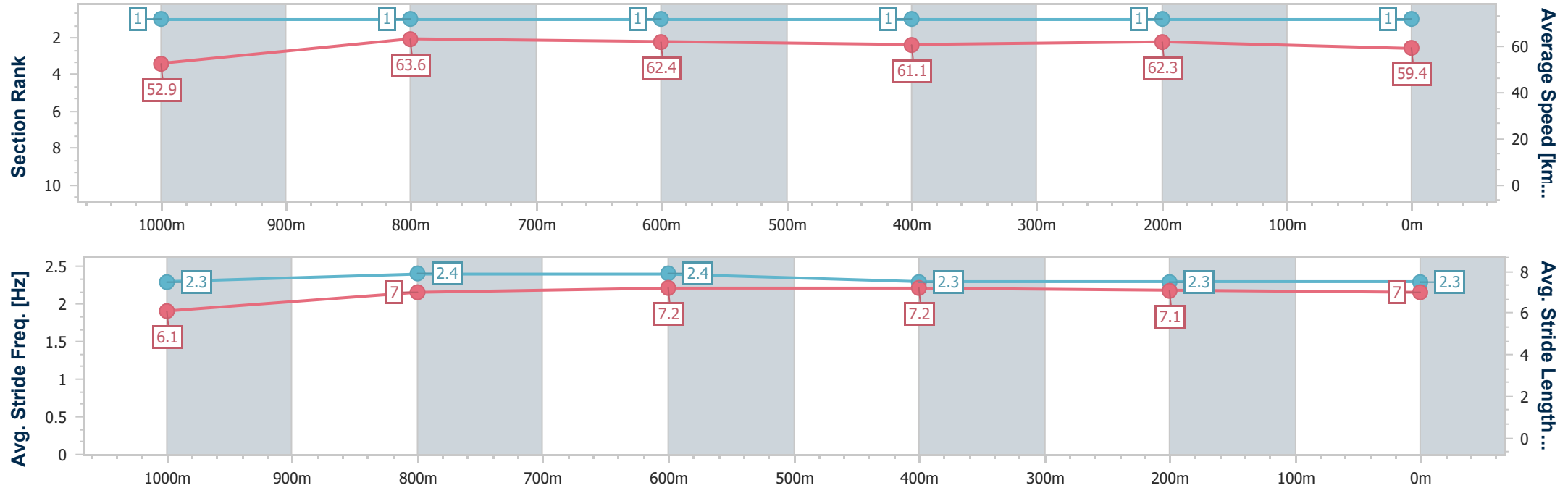
Ladbrokes Cannon ParkProfessional
Race 7: ARCHERS THE STRATA PROFESSIONALS
BENCHMARK 55 Handicap - 1250m

24 July 2025 - 16:47

Track Rating: Soft 6, Weather: Overcast, Rail Position: +3m 1000m-300m; +2m Remainder



Section	Overall	1000m	800m	600m	400m	200m							
Section Times	1:15.42 [1] (0:16.80)	0:58.62 [1] (0:11.22)	0:47.40 [1] (0:11.52)	0:35.88 [1] (0:11.98)	0:23.90 [1] (0:11.71)	0:12.19 [1] (0:12.19)							
Average Speed [km/h]	52.9	63.6	62.4	61.1	62.3	59.4							
Top Speed [km/h]	65.0	65.0	63.5	62.2	63.7	61.9							
Avg. Dist. to Rail [m]	3.9	2.0	1.4	2.5	5.3	7.3							
Avg. Stride Freq. [Hz]	2.3	2.4	2.4	2.3	2.3	2.3							
Avg. Stride Length [m]	6.1	7.0	7.2	7.2	7.1	7.0							





Horse/Jockey Name	Ellie's Dream
Final Rank	2
Fastest Section Time (Section)	0:11.07 (1000m)
Top Speed [km/h] (Section)	65.1 (1000m)
Race State	Finished



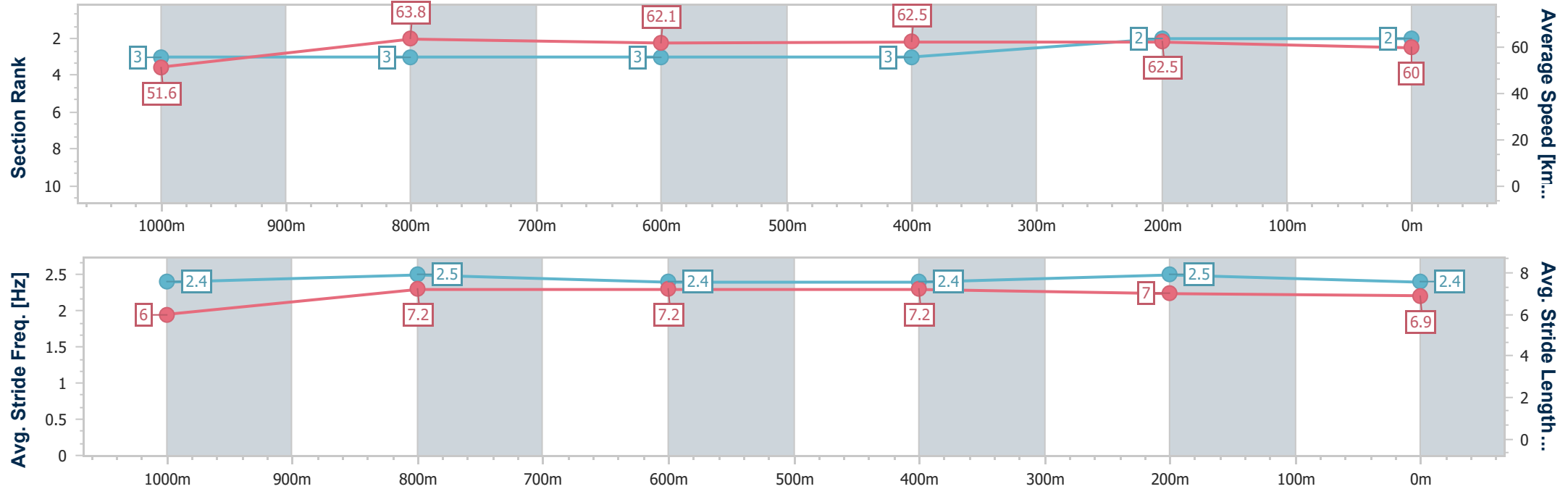
Ladbroke's Cannon ParkProfessional
Race 7: ARCHERS THE STRATA PROFESSIONALS
BENCHMARK 55 Handicap - 1250m

24 July 2025 - 16:47

Track Rating: Soft 6, Weather: Overcast, Rail Position: +3m 1000m-300m; +2m Remainder



Section	Overall	1000m	800m	600m	400m	200m							
Section Times	1:15.62 [2] (0:17.35)	0:58.27 [3] (0:11.07)	0:47.20 [3] (0:11.60)	0:35.60 [3] (0:11.80)	0:23.80 [3] (0:11.77)	0:12.03 [2] (0:12.03)							
Average Speed [km/h]	51.6	63.8	62.1	62.5	62.5	60.0							
Top Speed [km/h]	64.6	65.1	64.8	64.1	63.2	61.7							
Avg. Dist. to Rail [m]	2.3	2.5	1.0	3.3	7.3	7.9							
Avg. Stride Freq. [Hz]	2.4	2.5	2.4	2.4	2.5	2.4							
Avg. Stride Length [m]	6.0	7.2	7.2	7.2	7.0	6.9							





Horse/Jockey Name	Gazza's Diamond
Final Rank	3
Fastest Section Time (Section)	0:11.45 (1000m)
Top Speed [km/h] (Section)	64.5 (Overall)
Race State	Finished



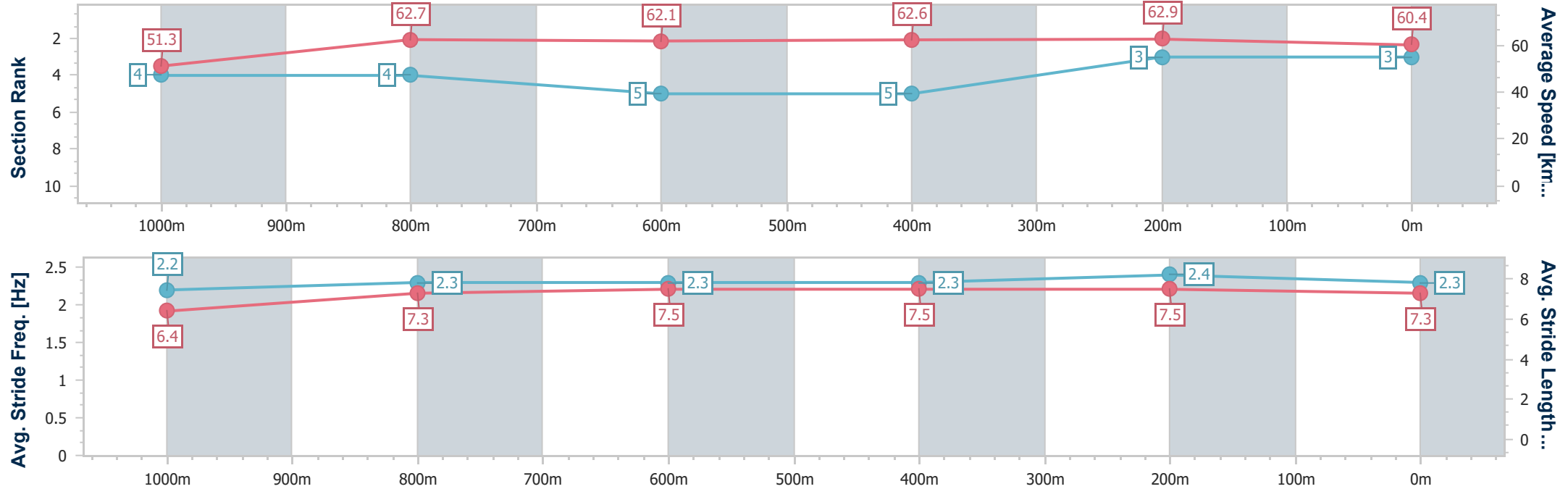
Ladbrokes Cannon ParkProfessional
Race 7: ARCHERS THE STRATA PROFESSIONALS
BENCHMARK 55 Handicap - 1250m

24 July 2025 - 16:47

Track Rating: Soft 6, Weather: Overcast, Rail Position: +3m 1000m-300m; +2m Remainder



Section	Overall	1000m	800m	600m	400m	200m							
Section Times	1:15.67 [3] (0:17.50)	0:58.17 [4] (0:11.45)	0:46.72 [4] (0:11.56)	0:35.16 [5] (0:11.66)	0:23.50 [5] (0:11.52)	0:11.98 [3] (0:11.98)							
Average Speed [km/h]	51.3	62.7	62.1	62.6	62.9	60.4							
Top Speed [km/h]	64.5	63.8	64.2	63.6	63.6	62.7							
Avg. Dist. to Rail [m]	2.4	0.7	0.3	2.0	3.4	5.3							
Avg. Stride Freq. [Hz]	2.2	2.3	2.3	2.3	2.4	2.3							
Avg. Stride Length [m]	6.4	7.3	7.5	7.5	7.5	7.3							



- [] Ranking at each section and finish
- .-.- No data available at this section
- NA No data available



Horse/Jockey Name	Ceasar
Final Rank	4
Fastest Section Time (Section)	0:11.19 (1000m)
Top Speed [km/h] (Section)	66.0 (1000m)
Race State	Finished



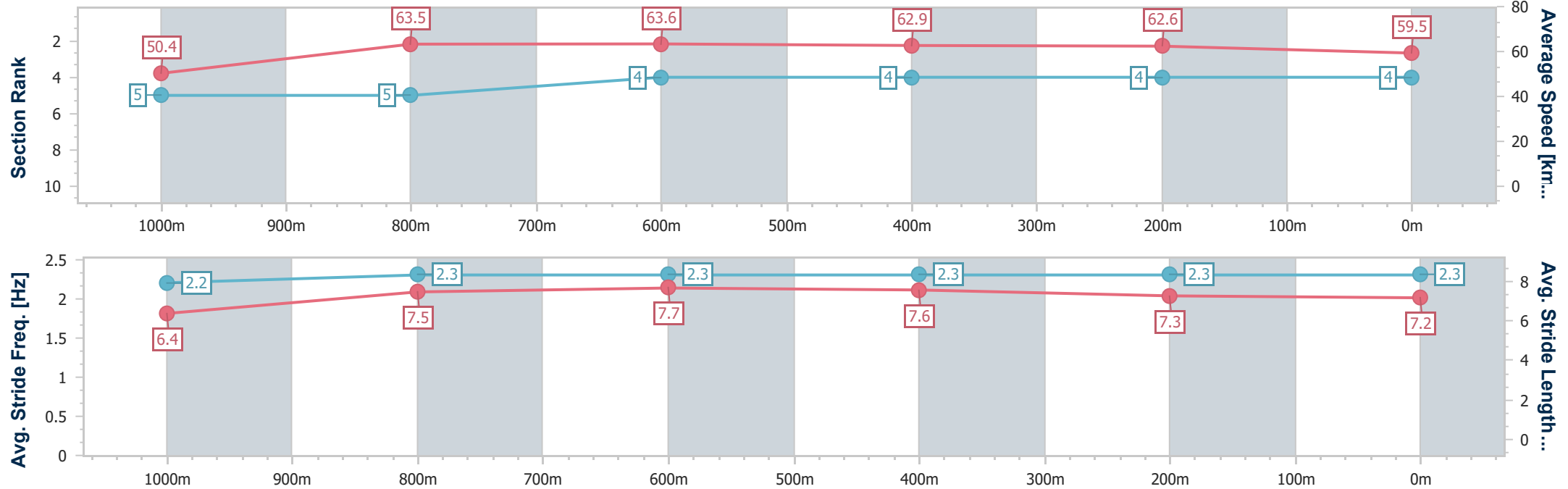
Ladbroke's Cannon Park Professional
Race 7: ARCHERS THE STRATA PROFESSIONALS
BENCHMARK 55 Handicap - 1250m

24 July 2025 - 16:47

Track Rating: Soft 6, Weather: Overcast, Rail Position: +3m 1000m-300m; +2m Remainder



Section	Overall	1000m	800m	600m	400m	200m							
Section Times	1:15.94 [4] (0:17.80)	0:58.14 [5] (0:11.19)	0:46.95 [5] (0:11.36)	0:35.59 [4] (0:11.67)	0:23.92 [4] (0:11.75)	0:12.17 [4] (0:12.17)							
Average Speed [km/h]	50.4	63.5	63.6	62.9	62.6	59.5							
Top Speed [km/h]	65.2	66.0	64.9	63.7	63.8	62.0							
Avg. Dist. to Rail [m]	3.0	1.3	0.8	2.7	9.1	10.2							
Avg. Stride Freq. [Hz]	2.2	2.3	2.3	2.3	2.3	2.3							
Avg. Stride Length [m]	6.4	7.5	7.7	7.6	7.3	7.2							





Horse/Jockey Name	The Home Team
Final Rank	5
Fastest Section Time (Section)	0:11.17 (1000m)
Top Speed [km/h] (Section)	65.4 (Overall)
Race State	Finished



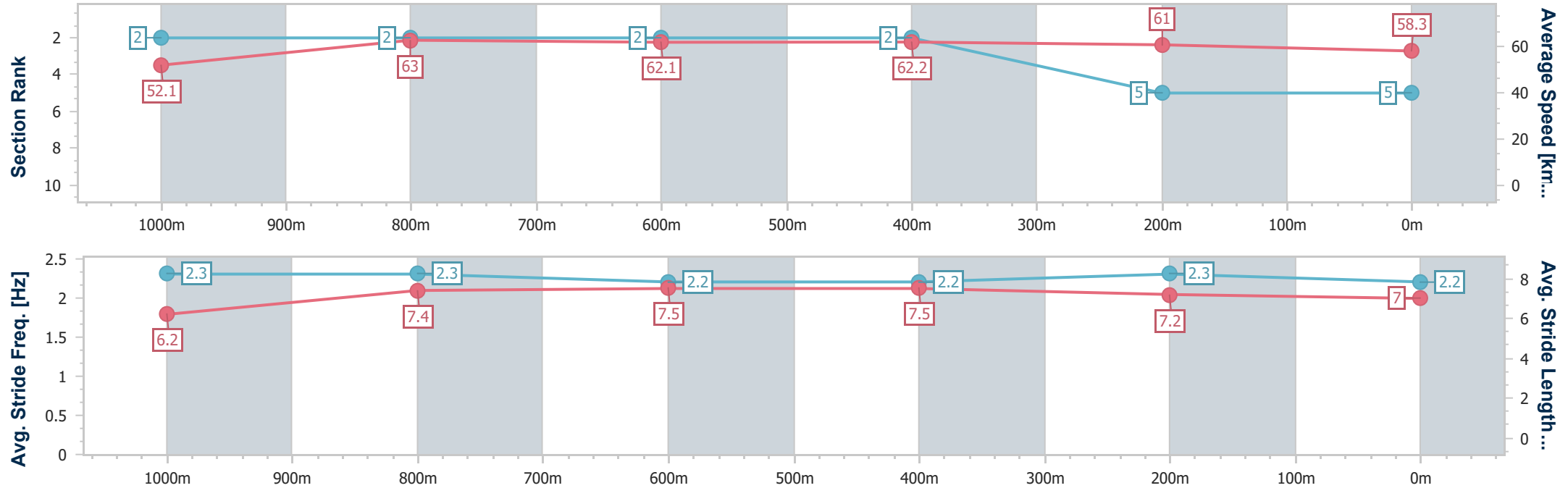
Ladbrokes Cannon ParkProfessional
Race 7: ARCHERS THE STRATA PROFESSIONALS
BENCHMARK 55 Handicap - 1250m

24 July 2025 - 16:47

Track Rating: Soft 6, Weather: Overcast, Rail Position: +3m 1000m-300m; +2m Remainder



Section	Overall	1000m	800m	600m	400m	200m							
Section Times	1:16.17 [5] (0:17.01)	0:59.16 [2] (0:11.17)	0:47.99 [2] (0:11.63)	0:36.36 [2] (0:11.89)	0:24.47 [2] (0:12.09)	0:12.38 [5] (0:12.38)							
Average Speed [km/h]	52.1	63.0	62.1	62.2	61.0	58.3							
Top Speed [km/h]	65.4	64.3	63.8	62.8	62.5	60.0							
Avg. Dist. to Rail [m]	6.3	2.7	1.7	3.7	9.3	10.8							
Avg. Stride Freq. [Hz]	2.3	2.3	2.2	2.2	2.3	2.2							
Avg. Stride Length [m]	6.2	7.4	7.5	7.5	7.2	7.0							





Horse/Jockey Name	Find My Calm
Final Rank	6
Fastest Section Time (Section)	0:11.53 (800m)
Top Speed [km/h] (Section)	64.7 (400m)
Race State	Finished



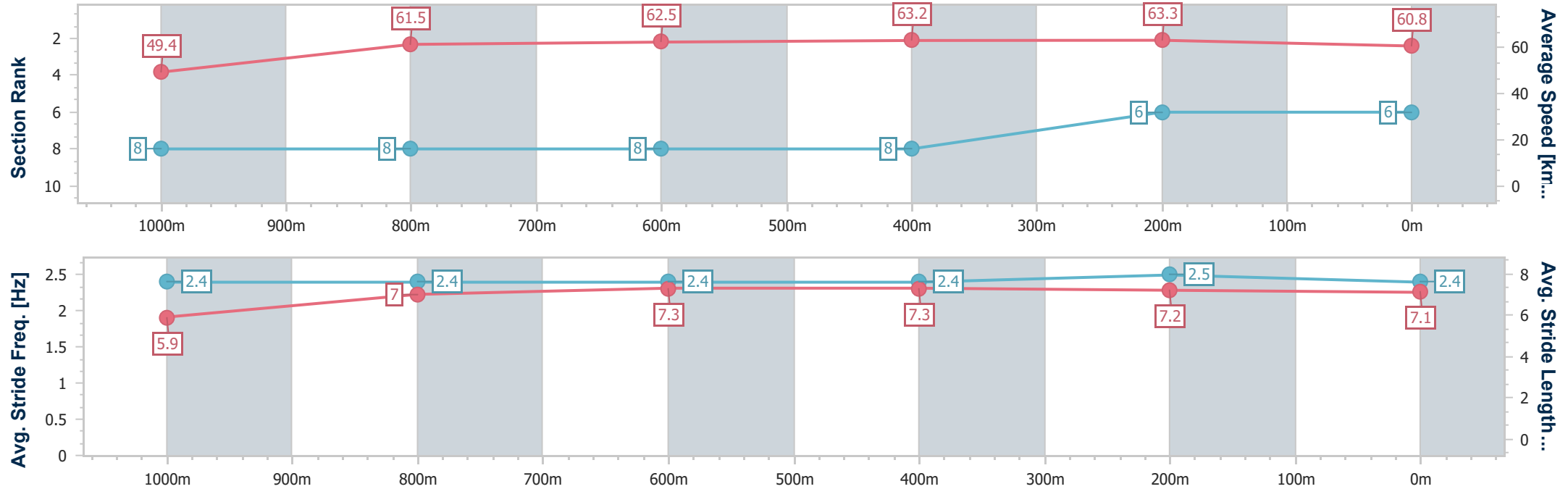
Ladbrokes Cannon Park Professional
Race 7: ARCHERS THE STRATA PROFESSIONALS
BENCHMARK 55 Handicap - 1250m

24 July 2025 - 16:47

Track Rating: Soft 6, Weather: Overcast, Rail Position: +3m 1000m-300m; +2m Remainder



Section	Overall	1000m	800m	600m	400m	200m							
Section Times	1:16.37 [6] (0:17.98)	0:58.39 [8] (0:11.54)	0:46.85 [8] (0:11.53)	0:35.32 [8] (0:11.75)	0:23.57 [8] (0:11.63)	0:11.94 [6] (0:11.94)							
Average Speed [km/h]	49.4	61.5	62.5	63.2	63.3	60.8							
Top Speed [km/h]	60.2	63.2	63.3	64.0	64.7	63.2							
Avg. Dist. to Rail [m]	3.5	2.3	0.4	4.1	10.6	10.4							
Avg. Stride Freq. [Hz]	2.4	2.4	2.4	2.4	2.5	2.4							
Avg. Stride Length [m]	5.9	7.0	7.3	7.3	7.2	7.1							



- [] Ranking at each section and finish
- .-.- No data available at this section
- NA No data available



Horse/Jockey Name	Majestic Blaze
Final Rank	7
Fastest Section Time (Section)	0:11.22 (1000m)
Top Speed [km/h] (Section)	64.6 (1000m)
Race State	Finished



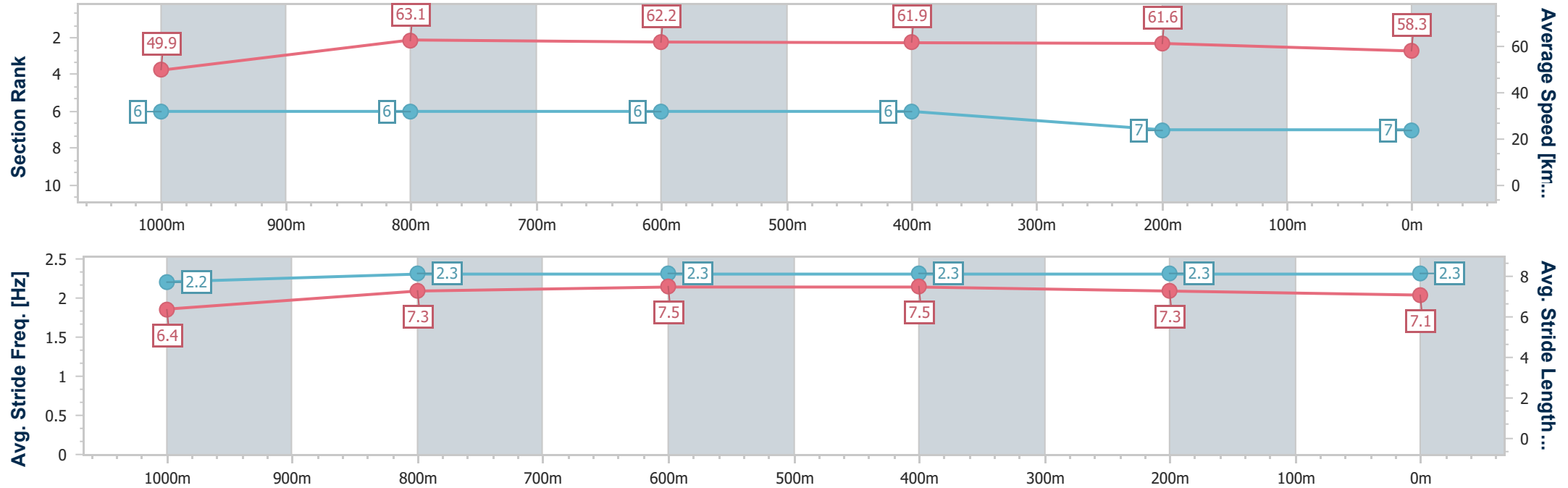
Ladbroke's Cannon Park Professional
Race 7: ARCHERS THE STRATA PROFESSIONALS
BENCHMARK 55 Handicap - 1250m

24 July 2025 - 16:47

Track Rating: Soft 6, Weather: Overcast, Rail Position: +3m 1000m-300m; +2m Remainder



Section	Overall	1000m	800m	600m	400m	200m							
Section Times	1:16.84 [7] (0:17.88)	0:58.96 [6] (0:11.22)	0:47.74 [6] (0:11.59)	0:36.15 [6] (0:11.87)	0:24.28 [6] (0:11.93)	0:12.35 [7] (0:12.35)							
Average Speed [km/h]	49.9	63.1	62.2	61.9	61.6	58.3							
Top Speed [km/h]	62.9	64.6	64.2	64.2	62.4	60.5							
Avg. Dist. to Rail [m]	2.6	2.8	0.4	3.0	7.5	8.5							
Avg. Stride Freq. [Hz]	2.2	2.3	2.3	2.3	2.3	2.3							
Avg. Stride Length [m]	6.4	7.3	7.5	7.5	7.3	7.1							



- [] Ranking at each section and finish
- .-.- No data available at this section
- NA No data available



Horse/Jockey Name	Super Art
Final Rank	8
Fastest Section Time (Section)	0:11.37 (1000m)
Top Speed [km/h] (Section)	65.5 (600m)
Race State	Finished



Ladbroke's Cannon Park Professional
Race 7: ARCHERS THE STRATA PROFESSIONALS
BENCHMARK 55 Handicap - 1250m

24 July 2025 - 16:47

Track Rating: Soft 6, Weather: Overcast, Rail Position: +3m 1000m-300m; +2m Remainder



Section	Overall	1000m	800m	600m	400m	200m							
Section Times	1:17.23 [8] (0:17.96)	0:59.27 [7] (0:11.37)	0:47.90 [7] (0:11.63)	0:36.27 [7] (0:11.70)	0:24.57 [7] (0:11.92)	0:12.65 [8] (0:12.65)							
Average Speed [km/h]	49.9	63.0	62.0	62.0	61.0	57.2							
Top Speed [km/h]	63.1	64.7	65.1	65.5	62.1	60.1							
Avg. Dist. to Rail [m]	2.2	0.5	0.8	1.4	4.8	3.8							
Avg. Stride Freq. [Hz]	2.3	2.5	2.5	2.5	2.5	2.4							
Avg. Stride Length [m]	6.0	7.0	7.0	6.9	6.8	6.6							

