



Sunshine Coast Professional  
Race 1: LIFE MEMBER MICK SULLIVAN Colts, Geldings and Entires  
Maiden Plate - 1200m  
25 July 2025 - 12:18



Track Rating: Soft 5, Weather: Fine, Rail Position: +7m Entire

Section		Overall				1000m	800m	600m	400m	200m	Last 600m		
Field Times		1:12.11				0:58.16	0:46.34	0:34.22	0:22.60	0:11.38	0:34.22		
		(0:13.95)				(0:11.82)	(0:12.12)	(0:11.62)	(0:11.22)	(0:11.38)			
Rank	TAB	Horse/Jockey	Barrier	Top Speed [km/h]	Fastest Section						Margin	Distance Travelled [m]	
1	10	OUT OF TURN	6	67.1	0:10.87	1:12.11 [1]	0:58.15 [2]	0:46.11 [3]	0:33.89 [4]	0:22.25 [4]	0:11.38 [1]	1:12.11	0:33.89
		Angela Jones		400m	400m	(0:13.96)	(0:12.04)	(0:12.22)	(0:11.64)	(0:10.87)	(0:11.38)		
2	1	BEFORE THE THUNDER	4	64.7	0:11.29	1:12.74 [2]	0:58.75 [3]	0:46.92 [2]	0:34.85 [1]	0:23.23 [1]	0:11.94 [2]	3.7L	0:34.85
		Corey Sutherland		400m	400m	(0:13.99)	(0:11.83)	(0:12.07)	(0:11.62)	(0:11.29)	(0:11.94)		-6
3	4	BUTWEDID	1	64.9	0:11.15	1:12.81 [3]	0:58.42 [8]	0:46.61 [6]	0:34.48 [5]	0:22.94 [5]	0:11.79 [3]	4.13L	0:34.48
		Damien Thornton		400m	400m	(0:14.39)	(0:11.81)	(0:12.13)	(0:11.54)	(0:11.15)	(0:11.79)		-4
4	2	CAPTAIN EAGLE	3	64.6	0:11.38	1:13.28 [4]	0:59.05 [5]	0:47.23 [4]	0:35.14 [3]	0:23.63 [2]	0:12.25 [4]	6.92L	0:35.14
		Bailey Wheeler		400m	400m	(0:14.23)	(0:11.82)	(0:12.09)	(0:11.51)	(0:11.38)	(0:12.25)		-6
5	7	FULL STRENGTH	8	64.6	0:11.34	1:13.33 [5]	0:59.25 [4]	0:47.26 [5]	0:35.00 [6]	0:23.26 [6]	0:11.92 [6]	7.21L	0:35.00
		Minonette Kennedy		400m	400m	(0:14.08)	(0:11.99)	(0:12.26)	(0:11.74)	(0:11.34)	(0:11.92)		+2
6	5	COOL RUNNING	9	65.1	0:11.23	1:13.44 [6]	0:58.91 [10]	0:46.85 [11]	0:34.69 [11]	0:22.91 [11]	0:11.68 [8]	7.83L	0:34.69
		Paul Hamblin		400m	400m	(0:14.53)	(0:12.06)	(0:12.16)	(0:11.78)	(0:11.23)	(0:11.68)		+0
7	3	MR HANKY PANKY	5	64.0	0:11.48	1:13.50 [7]	0:59.55 [1]	0:47.73 [1]	0:35.58 [2]	0:23.79 [3]	0:12.31 [5]	8.23L	0:35.58
		Cobi Vitler		Overall	400m	(0:13.95)	(0:11.82)	(0:12.15)	(0:11.79)	(0:11.48)	(0:12.31)		-3
8	11	WEATHER	10	65.0	0:11.28	1:13.52 [8]	0:59.15 [7]	0:47.12 [8]	0:34.87 [10]	0:23.18 [8]	0:11.90 [7]	8.3L	0:34.87
		Jade Metcalfe		400m	400m	(0:14.37)	(0:12.03)	(0:12.25)	(0:11.69)	(0:11.28)	(0:11.90)		+0
9	9	MISHANI REACTOR	2	64.3	0:11.41	1:13.66 [9]	0:59.18 [9]	0:47.23 [9]	0:35.06 [9]	0:23.29 [10]	0:11.88 [9]	9.15L	0:35.06
		Tom Orr		400m	400m	(0:14.48)	(0:11.95)	(0:12.17)	(0:11.77)	(0:11.41)	(0:11.88)		-4
10	12	NORDIC INVADER	7	64.1	0:11.48	1:13.90 [10]	0:59.57 [6]	0:47.62 [7]	0:35.38 [7]	0:23.54 [9]	0:12.06 [10]	10.56L	0:35.38
		Anthony Allen		400m	400m	(0:14.33)	(0:11.95)	(0:12.24)	(0:11.84)	(0:11.48)	(0:12.06)		-5

Scratched: Cryptology (#6)



**Sunshine Coast Professional**  
**Race 1: LIFE MEMBER MICK SULLIVAN Colts, Geldings and Entires**  
**Maiden Plate - 1200m**  
**25 July 2025 - 12:18**



Track Rating: Soft 5, Weather: Fine, Rail Position: +7m Entire

Section					Overall	1000m	800m	600m	400m	200m	Last 600m			
Field Times					1:12.11 (0:13.95)	0:58.16 (0:11.82)	0:46.34 (0:12.12)	0:34.22 (0:11.62)	0:22.60 (0:11.22)	0:11.38 (0:11.38)	0:34.22			
Rank	TAB	Horse/Jockey	Barrier	Top Speed [km/h]	Fastest Section						Margin	Distance Travelled [m]		
11	8	KANANASKIS	11	63.9	0:11.55	1:14.51 [11]	0:59.91 [11]	0:48.03 [10]	0:35.95 [8]	0:24.18 [7]	0:12.63 [11]	14.17L	0:35.95	+8
		Montana Philpot		400m	400m	(0:14.60)	(0:11.88)	(0:12.08)	(0:11.77)	(0:11.55)	(0:12.63)			

Scratched: Cryptology (#6)



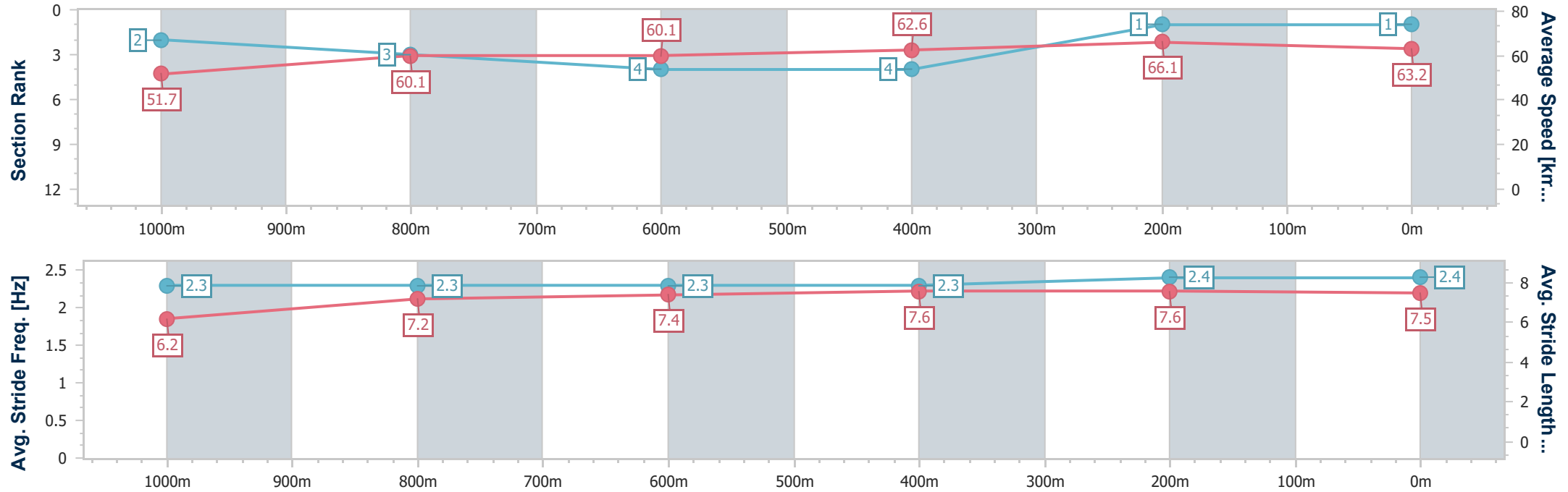
Horse/Jockey Name	Out Of Turn
Final Rank	1
Fastest Section Time (Section)	0:10.87 (400m)
Top Speed [km/h] (Section)	67.1 (400m)
Race State	Finished



Sunshine CoastProfessional  
Race 1: LIFE MEMBER MICK SULLIVAN Colts, Geldings and  
Entires Maiden Plate - 1200m  
25 July 2025 - 12:18  
Track Rating: Soft 5, Weather: Fine, Rail Position: +7m Entire



Section	Overall	1000m	800m	600m	400m	200m								
Section Times	1:12.11 [1] (0:13.96)	0:58.15 [2] (0:12.04)	0:46.11 [3] (0:12.22)	0:33.89 [4] (0:11.64)	0:22.25 [4] (0:10.87)	0:11.38 [1] (0:11.38)								
Average Speed [km/h]	51.7	60.1	60.1	62.6	66.1	63.2								
Top Speed [km/h]	62.8	62.0	61.7	64.1	67.1	67.0								
Avg. Dist. to Rail [m]	5.6	3.2	2.9	1.8	2.4	1.9								
Avg. Stride Freq. [Hz]	2.3	2.3	2.3	2.3	2.4	2.4								
Avg. Stride Length [m]	6.2	7.2	7.4	7.6	7.6	7.5								





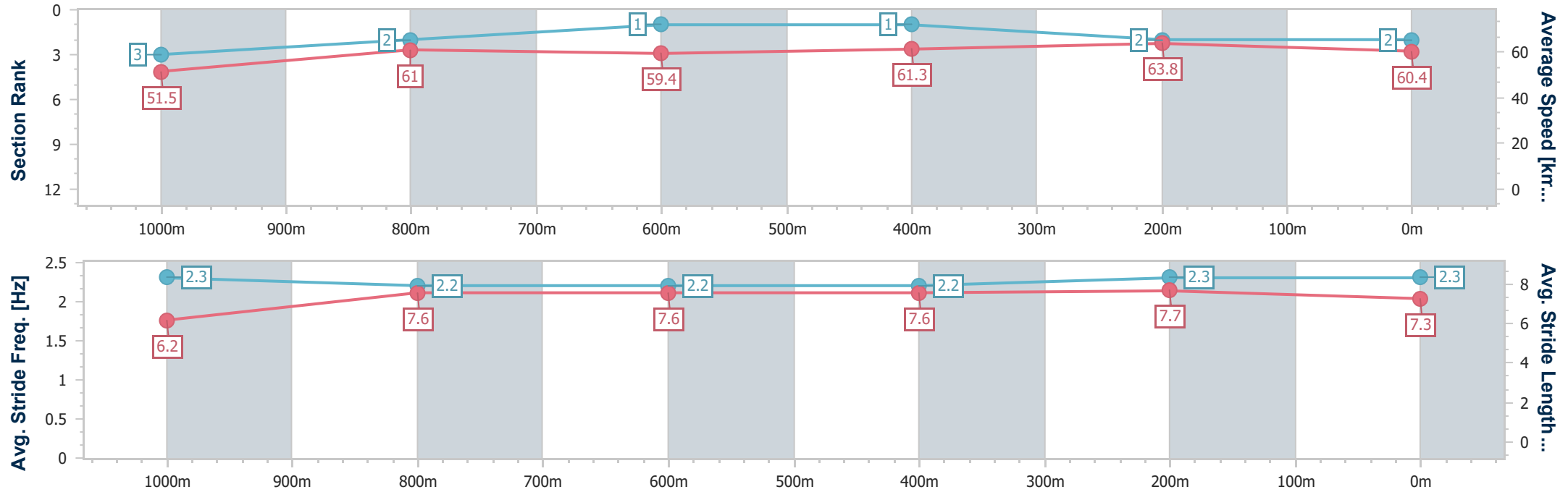
Horse/Jockey Name	Before The Thunder
Final Rank	2
Fastest Section Time (Section)	0:11.29 (400m)
Top Speed [km/h] (Section)	64.7 (400m)
Race State	Finished



Sunshine CoastProfessional  
Race 1: LIFE MEMBER MICK SULLIVAN Colts, Geldings and  
Entires Maiden Plate - 1200m  
25 July 2025 - 12:18  
Track Rating: Soft 5, Weather: Fine, Rail Position: +7m Entire



Section	Overall	1000m	800m	600m	400m	200m							
Section Times	1:12.74 [2] (0:13.99)	0:58.75 [3] (0:11.83)	0:46.92 [2] (0:12.07)	0:34.85 [1] (0:11.62)	0:23.23 [1] (0:11.29)	0:11.94 [2] (0:11.94)							
Average Speed [km/h]	51.5	61.0	59.4	61.3	63.8	60.4							
Top Speed [km/h]	64.2	63.3	60.8	63.3	64.7	63.0							
Avg. Dist. to Rail [m]	3.4	1.0	0.7	1.6	0.9	0.2							
Avg. Stride Freq. [Hz]	2.3	2.2	2.2	2.2	2.3	2.3							
Avg. Stride Length [m]	6.2	7.6	7.6	7.6	7.7	7.3							



[ ] Ranking at each section and finish  
-.-.- No data available at this section  
NA No data available



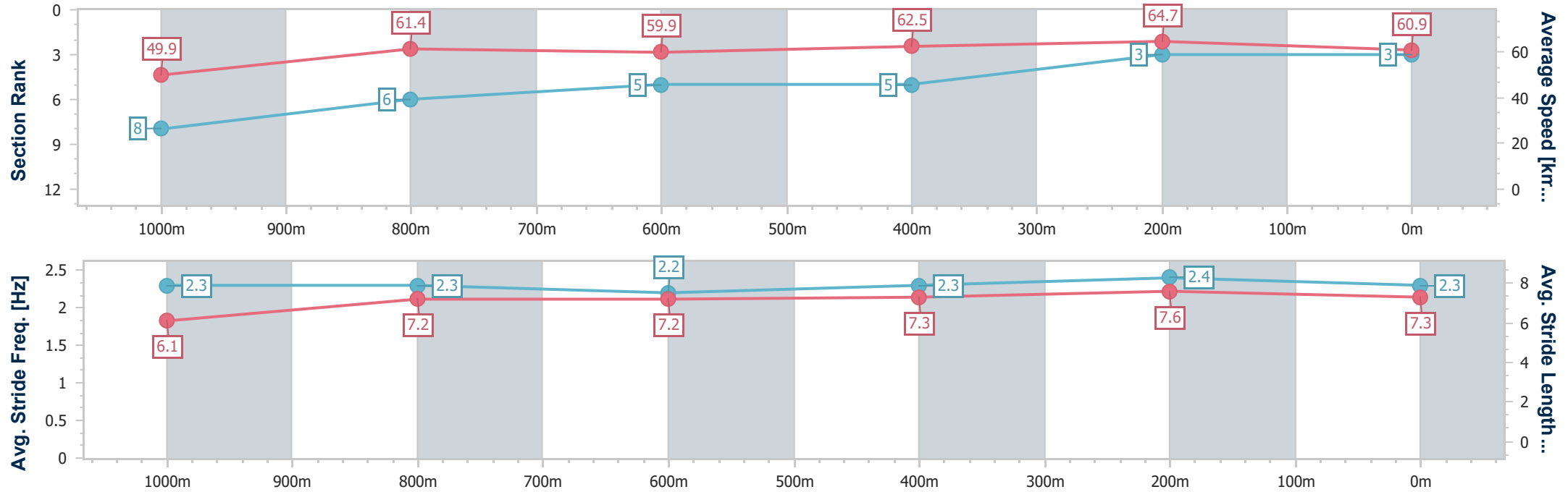
Horse/Jockey Name	Butwedid
Final Rank	3
Fastest Section Time (Section)	0:11.15 (400m)
Top Speed [km/h] (Section)	64.9 (400m)
Race State	Finished



Sunshine CoastProfessional  
Race 1: LIFE MEMBER MICK SULLIVAN Colts, Geldings and  
Entires Maiden Plate - 1200m  
25 July 2025 - 12:18  
Track Rating: Soft 5, Weather: Fine, Rail Position: +7m Entire



Section	Overall	1000m	800m	600m	400m	200m							
Section Times	1:12.81 [3] (0:14.39)	0:58.42 [8] (0:11.81)	0:46.61 [6] (0:12.13)	0:34.48 [5] (0:11.54)	0:22.94 [5] (0:11.15)	0:11.79 [3] (0:11.79)							
Average Speed [km/h]	49.9	61.4	59.9	62.5	64.7	60.9							
Top Speed [km/h]	62.5	62.5	61.6	64.7	64.9	64.2							
Avg. Dist. to Rail [m]	2.2	1.7	1.2	0.4	1.0	2.0							
Avg. Stride Freq. [Hz]	2.3	2.3	2.2	2.3	2.4	2.3							
Avg. Stride Length [m]	6.1	7.2	7.2	7.3	7.6	7.3							





Horse/Jockey Name	Captain Eagle
Final Rank	4
Fastest Section Time (Section)	0:11.38 (400m)
Top Speed [km/h] (Section)	64.6 (400m)
Race State	Finished



Sunshine CoastProfessional

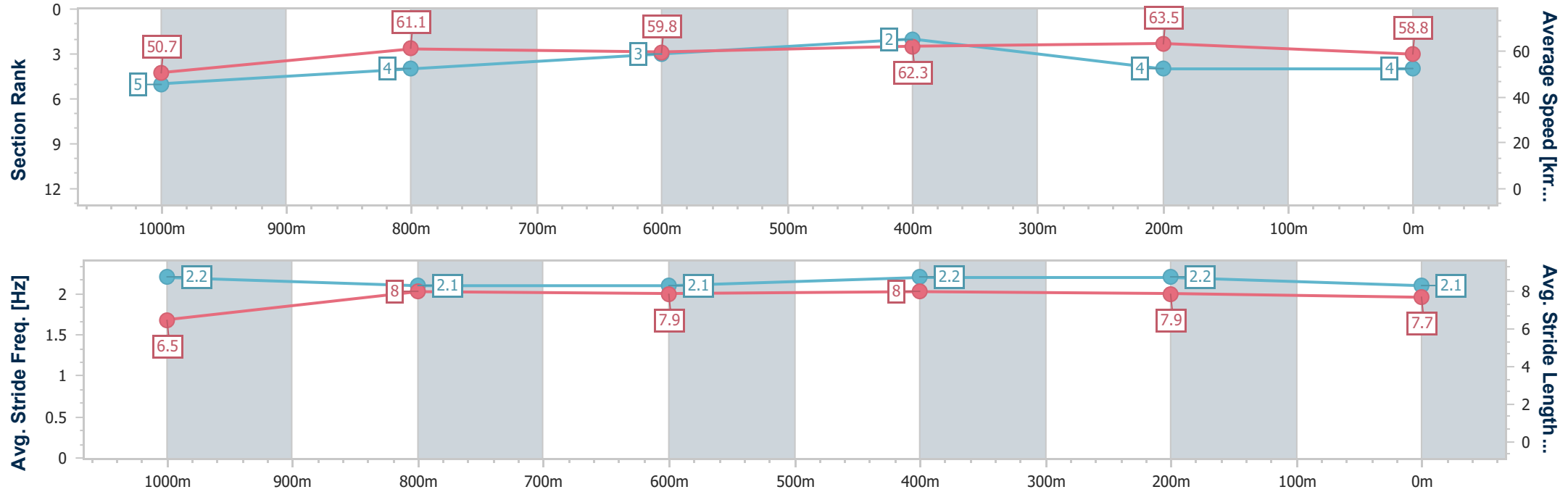
Race 1: LIFE MEMBER MICK SULLIVAN Colts, Geldings and  
Entires Maiden Plate - 1200m

25 July 2025 - 12:18

Track Rating: Soft 5, Weather: Fine, Rail Position: +7m Entire



Section	Overall	1000m	800m	600m	400m	200m								
Section Times	1:13.28 [4] (0:14.23)	0:59.05 [5] (0:11.82)	0:47.23 [4] (0:12.09)	0:35.14 [3] (0:11.51)	0:23.63 [2] (0:11.38)	0:12.25 [4] (0:12.25)								
Average Speed [km/h]	50.7	61.1	59.8	62.3	63.5	58.8								
Top Speed [km/h]	63.4	63.2	61.4	63.9	64.6	62.1								
Avg. Dist. to Rail [m]	2.9	1.6	0.7	0.5	1.1	2.6								
Avg. Stride Freq. [Hz]	2.2	2.1	2.1	2.2	2.2	2.1								
Avg. Stride Length [m]	6.5	8.0	7.9	8.0	7.9	7.7								





Horse/Jockey Name	Full Strength
Final Rank	5
Fastest Section Time (Section)	0:11.34 (400m)
Top Speed [km/h] (Section)	64.6 (400m)
Race State	Finished



Sunshine CoastProfessional

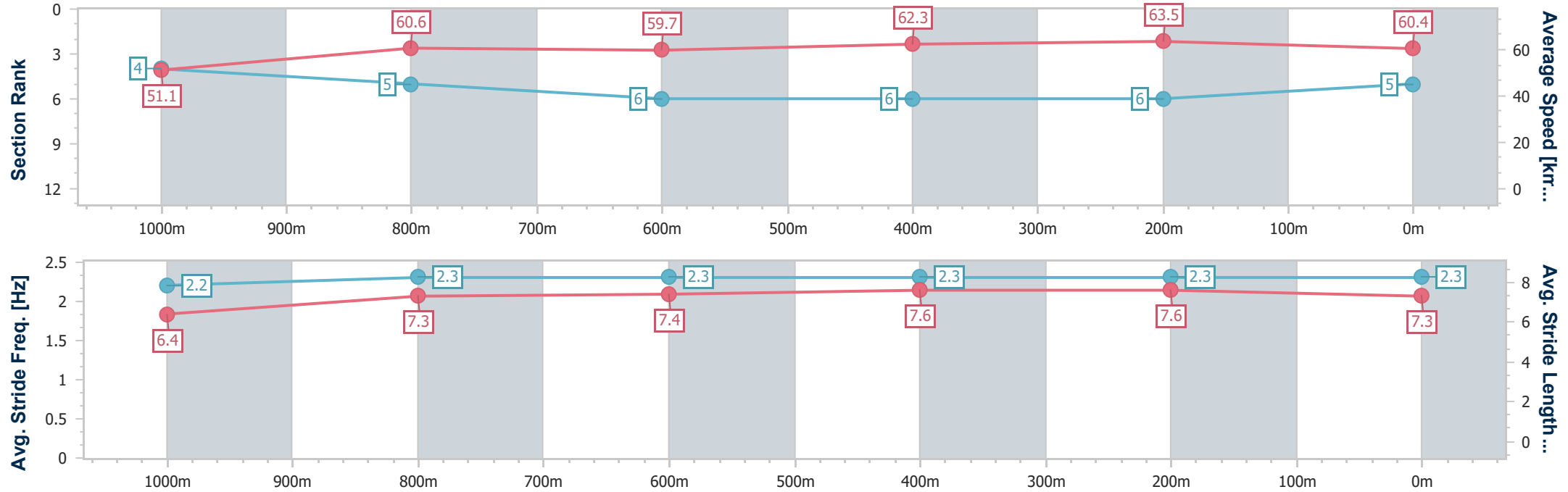
Race 1: LIFE MEMBER MICK SULLIVAN Colts, Geldings and  
Entires Maiden Plate - 1200m

25 July 2025 - 12:18

Track Rating: Soft 5, Weather: Fine, Rail Position: +7m Entire



Section	Overall	1000m	800m	600m	400m	200m							
Section Times	1:13.33 [5] (0:14.08)	0:59.25 [4] (0:11.99)	0:47.26 [5] (0:12.26)	0:35.00 [6] (0:11.74)	0:23.26 [6] (0:11.34)	0:11.92 [6] (0:11.92)							
Average Speed [km/h]	51.1	60.6	59.7	62.3	63.5	60.4							
Top Speed [km/h]	62.0	61.8	61.9	62.6	64.6	62.9							
Avg. Dist. to Rail [m]	7.2	3.7	3.1	2.7	4.7	5.3							
Avg. Stride Freq. [Hz]	2.2	2.3	2.3	2.3	2.3	2.3							
Avg. Stride Length [m]	6.4	7.3	7.4	7.6	7.6	7.3							





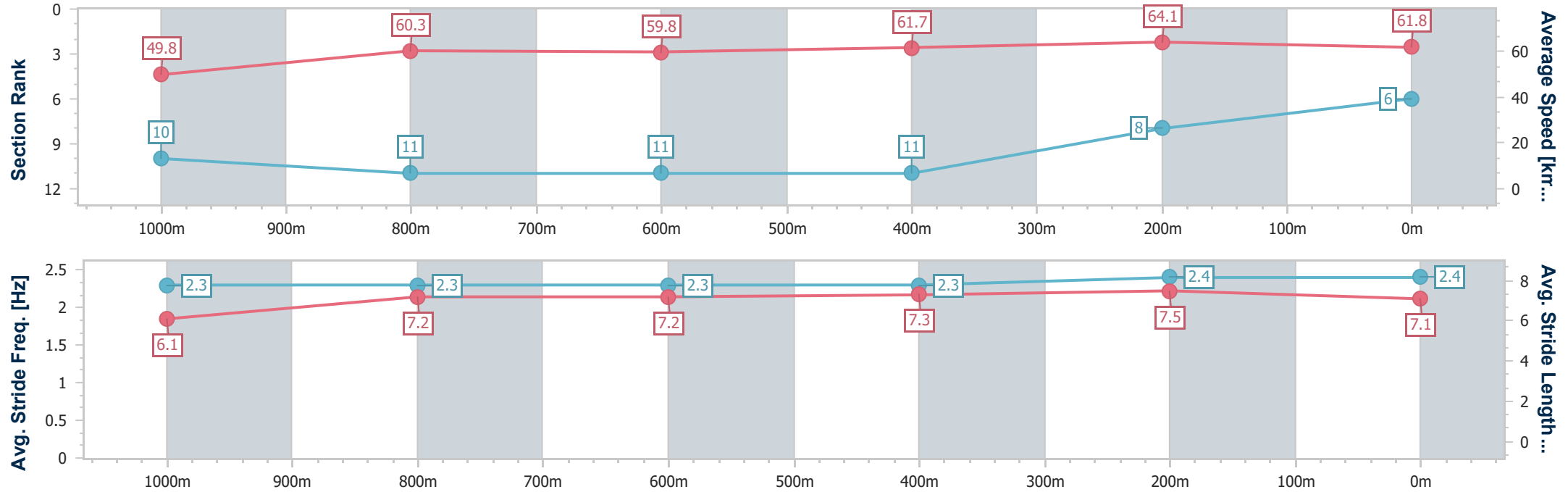
Horse/Jockey Name	Cool Running
Final Rank	6
Fastest Section Time (Section)	0:11.23 (400m)
Top Speed [km/h] (Section)	65.1 (400m)
Race State	Finished



Sunshine CoastProfessional  
Race 1: LIFE MEMBER MICK SULLIVAN Colts, Geldings and  
Entires Maiden Plate - 1200m  
25 July 2025 - 12:18  
Track Rating: Soft 5, Weather: Fine, Rail Position: +7m Entire



Section	Overall	1000m	800m	600m	400m	200m							
Section Times	1:13.44 [6] (0:14.53)	0:58.91 [10] (0:12.06)	0:46.85 [11] (0:12.16)	0:34.69 [11] (0:11.78)	0:22.91 [11] (0:11.23)	0:11.68 [8] (0:11.68)							
Average Speed [km/h]	49.8	60.3	59.8	61.7	64.1	61.8							
Top Speed [km/h]	61.6	61.5	61.3	62.7	65.1	64.2							
Avg. Dist. to Rail [m]	6.9	3.1	2.4	1.3	3.6	6.2							
Avg. Stride Freq. [Hz]	2.3	2.3	2.3	2.3	2.4	2.4							
Avg. Stride Length [m]	6.1	7.2	7.2	7.3	7.5	7.1							







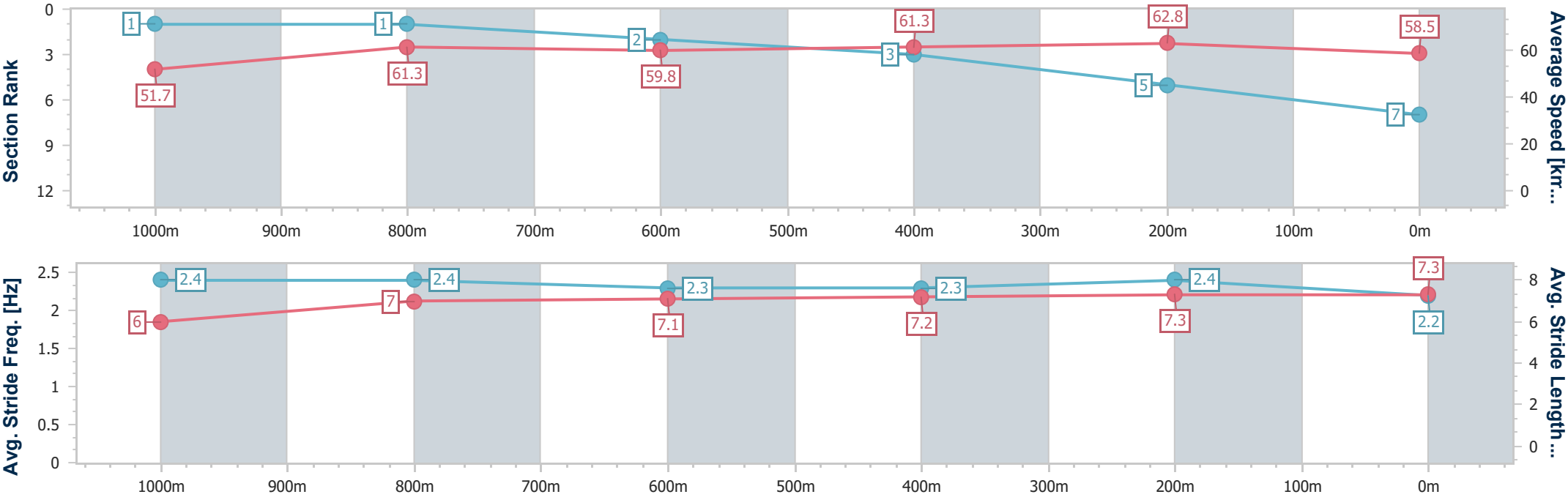
Horse/Jockey Name	Mr Hanky Panky
Final Rank	7
Fastest Section Time (Section)	0:11.48 (400m)
Top Speed [km/h] (Section)	64.0 (Overall)
Race State	Finished



Sunshine CoastProfessional  
Race 1: LIFE MEMBER MICK SULLIVAN Colts, Geldings and  
Entires Maiden Plate - 1200m  
25 July 2025 - 12:18  
Track Rating: Soft 5, Weather: Fine, Rail Position: +7m Entire



Section	Overall	1000m	800m	600m	400m	200m							
Section Times	1:13.50 [7] (0:13.95)	0:59.55 [1] (0:11.82)	0:47.73 [1] (0:12.15)	0:35.58 [2] (0:11.79)	0:23.79 [3] (0:11.48)	0:12.31 [5] (0:12.31)							
Average Speed [km/h]	51.7	61.3	59.8	61.3	62.8	58.5							
Top Speed [km/h]	64.0	64.0	61.0	63.0	63.7	60.9							
Avg. Dist. to Rail [m]	4.0	2.0	1.5	0.9	1.4	2.6							
Avg. Stride Freq. [Hz]	2.4	2.4	2.3	2.3	2.4	2.2							
Avg. Stride Length [m]	6.0	7.0	7.1	7.2	7.3	7.3							





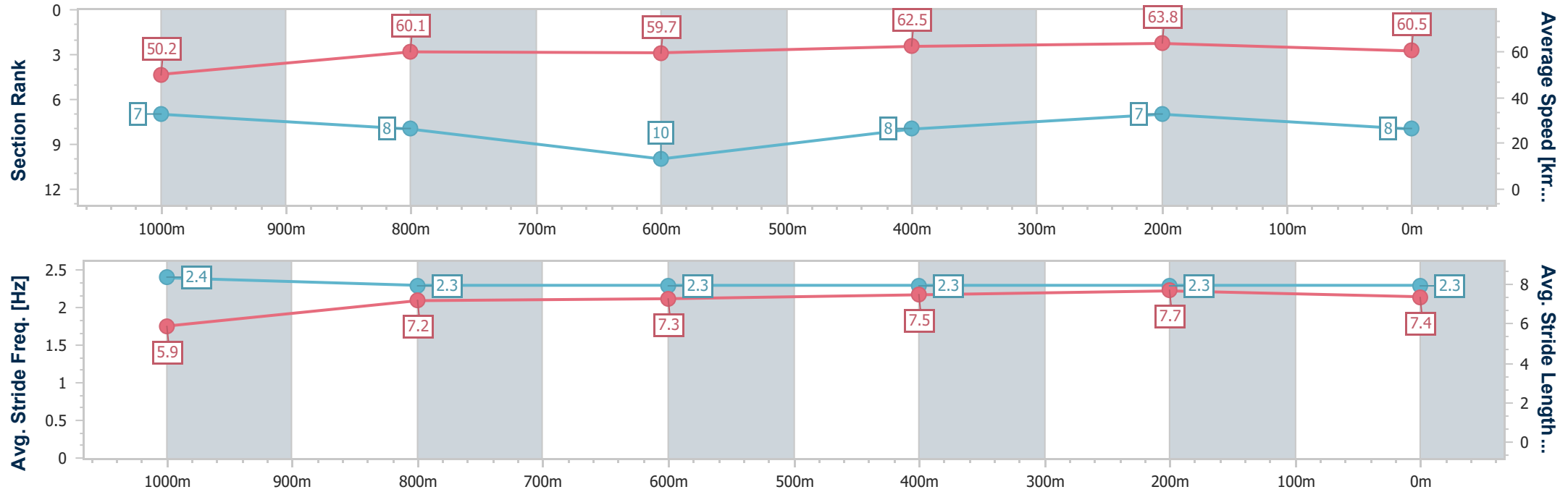
Horse/Jockey Name	Weather
Final Rank	8
Fastest Section Time (Section)	0:11.28 (400m)
Top Speed [km/h] (Section)	65.0 (400m)
Race State	Finished



Sunshine CoastProfessional  
Race 1: LIFE MEMBER MICK SULLIVAN Colts, Geldings and  
Entires Maiden Plate - 1200m  
25 July 2025 - 12:18  
Track Rating: Soft 5, Weather: Fine, Rail Position: +7m Entire



Section	Overall	1000m	800m	600m	400m	200m								
Section Times	1:13.52 [8] (0:14.37)	0:59.15 [7] (0:12.03)	0:47.12 [8] (0:12.25)	0:34.87 [10] (0:11.69)	0:23.18 [8] (0:11.28)	0:11.90 [7] (0:11.90)								
Average Speed [km/h]	50.2	60.1	59.7	62.5	63.8	60.5								
Top Speed [km/h]	61.7	61.6	61.8	63.6	65.0	62.4								
Avg. Dist. to Rail [m]	8.2	2.8	2.7	2.5	3.4	4.4								
Avg. Stride Freq. [Hz]	2.4	2.3	2.3	2.3	2.3	2.3								
Avg. Stride Length [m]	5.9	7.2	7.3	7.5	7.7	7.4								





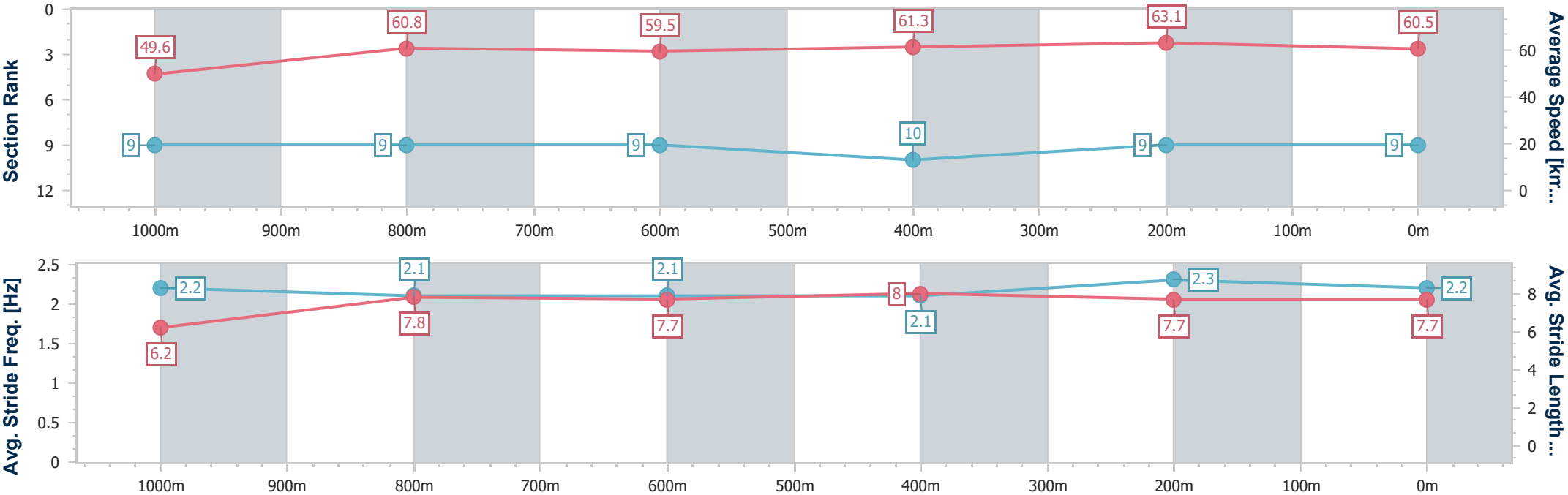
Horse/Jockey Name	Mishani Reactor
Final Rank	9
Fastest Section Time (Section)	0:11.41 (400m)
Top Speed [km/h] (Section)	64.3 (400m)
Race State	Finished



Sunshine CoastProfessional  
Race 1: LIFE MEMBER MICK SULLIVAN Colts, Geldings and  
Entires Maiden Plate - 1200m  
25 July 2025 - 12:18  
Track Rating: Soft 5, Weather: Fine, Rail Position: +7m Entire



Section	Overall	1000m	800m	600m	400m	200m								
Section Times	1:13.66 [9] (0:14.48)	0:59.18 [9] (0:11.95)	0:47.23 [9] (0:12.17)	0:35.06 [9] (0:11.77)	0:23.29 [10] (0:11.41)	0:11.88 [9] (0:11.88)								
Average Speed [km/h]	49.6	60.8	59.5	61.3	63.1	60.5								
Top Speed [km/h]	62.8	62.8	60.9	61.7	64.3	62.7								
Avg. Dist. to Rail [m]	2.5	2.0	1.4	0.5	0.2	0.1								
Avg. Stride Freq. [Hz]	2.2	2.1	2.1	2.1	2.3	2.2								
Avg. Stride Length [m]	6.2	7.8	7.7	8.0	7.7	7.7								





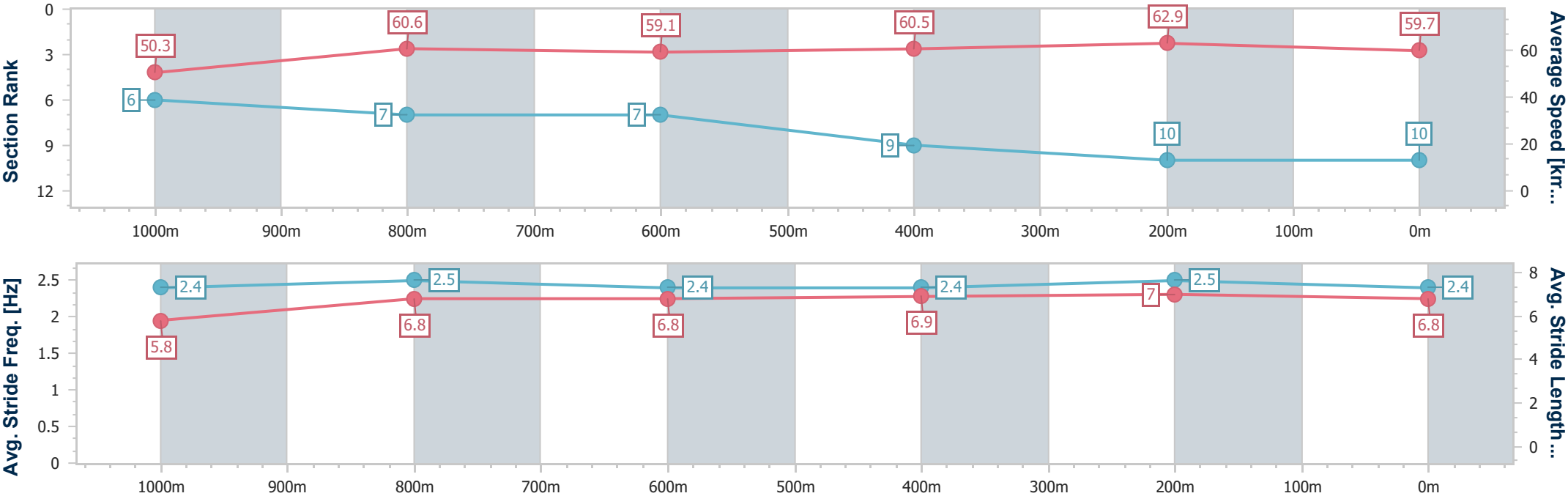
Horse/Jockey Name	Nordic Invader
Final Rank	10
Fastest Section Time (Section)	0:11.48 (400m)
Top Speed [km/h] (Section)	64.1 (400m)
Race State	Finished



Sunshine CoastProfessional  
Race 1: LIFE MEMBER MICK SULLIVAN Colts, Geldings and  
Entires Maiden Plate - 1200m  
25 July 2025 - 12:18  
Track Rating: Soft 5, Weather: Fine, Rail Position: +7m Entire



Section	Overall	1000m	800m	600m	400m	200m								
Section Times	1:13.90 [10] (0:14.33)	0:59.57 [6] (0:11.95)	0:47.62 [7] (0:12.24)	0:35.38 [7] (0:11.84)	0:23.54 [9] (0:11.48)	0:12.06 [10] (0:12.06)								
Average Speed [km/h]	50.3	60.6	59.1	60.5	62.9	59.7								
Top Speed [km/h]	62.5	61.8	61.1	61.7	64.1	62.4								
Avg. Dist. to Rail [m]	6.4	2.7	1.4	1.0	1.0	2.4								
Avg. Stride Freq. [Hz]	2.4	2.5	2.4	2.4	2.5	2.4								
Avg. Stride Length [m]	5.8	6.8	6.8	6.9	7.0	6.8								





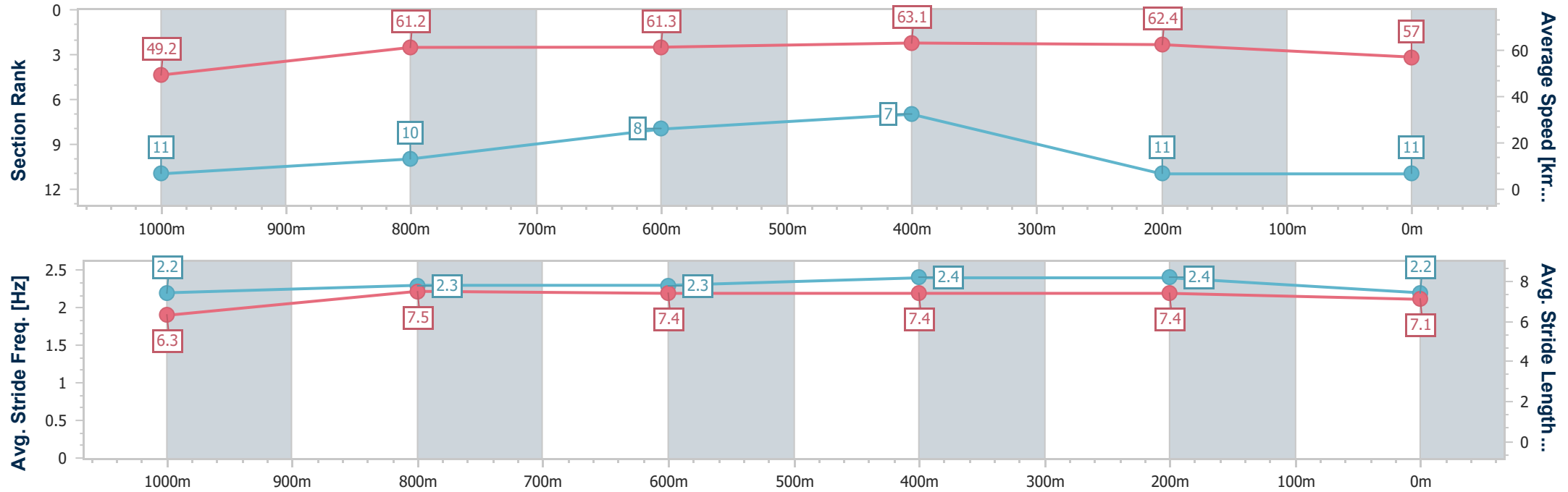
Horse/Jockey Name	Kananaskis
Final Rank	11
Fastest Section Time (Section)	0:11.55 (400m)
Top Speed [km/h] (Section)	63.9 (400m)
Race State	Finished



Sunshine CoastProfessional  
Race 1: LIFE MEMBER MICK SULLIVAN Colts, Geldings and  
Entires Maiden Plate - 1200m  
25 July 2025 - 12:18  
Track Rating: Soft 5, Weather: Fine, Rail Position: +7m Entire



Section	Overall	1000m	800m	600m	400m	200m								
Section Times	1:14.51 [11] (0:14.60)	0:59.91 [11] (0:11.88)	0:48.03 [10] (0:12.08)	0:35.95 [8] (0:11.77)	0:24.18 [7] (0:11.55)	0:12.63 [11] (0:12.63)								
Average Speed [km/h]	49.2	61.2	61.3	63.1	62.4	57.0								
Top Speed [km/h]	58.8	62.0	62.0	63.7	63.9	63.0								
Avg. Dist. to Rail [m]	8.4	3.4	4.5	5.1	6.2	5.4								
Avg. Stride Freq. [Hz]	2.2	2.3	2.3	2.4	2.4	2.2								
Avg. Stride Length [m]	6.3	7.5	7.4	7.4	7.4	7.1								





Sunshine Coast Professional  
Race 2: LIFE MEMBER BILL WENDT Fillies and Mares Maiden Plate -  
1200m  
25 July 2025 - 12:56



Track Rating: Soft 5, Weather: Fine, Rail Position: +7m Entire

Section						Overall	1000m	800m	600m	400m	200m	Last 600m		
Field Times						1:12.55 (0:12.78)	0:59.77 (0:11.56)	0:48.21 (0:12.13)	0:36.08 (0:12.09)	0:23.99 (0:11.63)	0:12.36 (0:12.36)	0:36.08		
Rank	TAB	Horse/Jockey	Barrier	Top Speed [km/h]	Fastest Section							Margin	Distance Travelled [m]	
1	12	SHAMROCK'S SECRET	2	65.2	0:11.43	1:12.55 [1]	0:59.38 [4]	0:47.65 [6]	0:35.53 [6]	0:23.42 [7]	0:11.99 [5]	1:12.55	0:35.53	
		Dan McGillivray		400m	400m	(0:13.17)	(0:11.73)	(0:12.12)	(0:12.11)	(0:11.43)	(0:11.99)			
2	3	MEANIE	12	66.1	0:11.56	1:12.58 [2]	0:59.80 [1]	0:48.24 [1]	0:36.11 [1]	0:24.02 [1]	0:12.39 [1]	0.22L	0:36.11	+1
		Georgina Cartwright		Overall	1000m	(0:12.78)	(0:11.56)	(0:12.13)	(0:12.09)	(0:11.63)	(0:12.39)			
3	13	SOUND THE BUGLE	8	65.0	0:11.53	1:12.59 [3]	0:59.58 [3]	0:48.05 [3]	0:35.99 [3]	0:23.95 [2]	0:12.40 [2]	0.25L	0:35.99	+5
		Cobi Vitler		1000m	1000m	(0:13.01)	(0:11.53)	(0:12.06)	(0:12.04)	(0:11.55)	(0:12.40)			
4	5	SONECHKKA	9	64.6	0:11.49	1:12.60 [4]	0:59.12 [9]	0:47.63 [7]	0:35.65 [5]	0:23.66 [5]	0:12.16 [3]	0.32L	0:35.65	+5
		Brandon Lerena		1000m	1000m	(0:13.48)	(0:11.49)	(0:11.98)	(0:11.99)	(0:11.50)	(0:12.16)			
5	7	WHISKEY TOWER	10	63.9	0:11.43	1:12.81 [5]	0:58.77 [12]	0:47.02 [12]	0:35.23 [12]	0:23.40 [11]	0:11.97 [9]	1.54L	0:35.23	+1
		Winona Costin		400m	400m	(0:14.04)	(0:11.75)	(0:11.79)	(0:11.83)	(0:11.43)	(0:11.97)			
6	4	ROXSET	3	62.9	0:11.59	1:12.84 [6]	0:59.20 [10]	0:47.53 [10]	0:35.57 [10]	0:23.65 [8]	0:12.06 [7]	1.76L	0:35.57	+4
		Jake Bayliss		Overall	400m	(0:13.64)	(0:11.67)	(0:11.96)	(0:11.92)	(0:11.59)	(0:12.06)			
7	8	BOLD MARIE	6	64.4	0:11.59	1:12.90 [7]	0:59.67 [6]	0:48.07 [5]	0:35.88 [7]	0:23.79 [6]	0:12.20 [6]	2.07L	0:35.88	+4
		Paul Hamblin		Overall	400m	(0:13.23)	(0:11.60)	(0:12.19)	(0:12.09)	(0:11.59)	(0:12.20)			
8	9	BUSHANN	5	65.5	0:11.54	1:13.02 [8]	1:00.07 [2]	0:48.53 [2]	0:36.50 [2]	0:24.36 [3]	0:12.48 [4]	2.8L	0:36.50	+2
		Jake Molloy		Overall	1000m	(0:12.95)	(0:11.54)	(0:12.03)	(0:12.14)	(0:11.88)	(0:12.48)			
9	11	LADY SANTOS	1	63.9	0:11.64	1:13.04 [9]	0:59.69 [7]	0:47.97 [8]	0:35.86 [9]	0:23.78 [10]	0:12.14 [10]	2.88L	0:35.86	+1
		Taylor Marshall		400m	400m	(0:13.35)	(0:11.72)	(0:12.11)	(0:12.08)	(0:11.64)	(0:12.14)			
10	2	LILLY GRACE	7	63.4	0:11.55	1:13.13 [10]	0:59.46 [11]	0:47.71 [11]	0:35.71 [11]	0:23.68 [12]	0:12.13 [12]	3.46L	0:35.71	+4
		Montana Philpot		400m	400m	(0:13.67)	(0:11.75)	(0:12.00)	(0:12.03)	(0:11.55)	(0:12.13)			

Scratched: Clodhna Maeve (#1)



**Sunshine Coast Professional**  
**Race 2: LIFE MEMBER BILL WENDT Fillies and Mares Maiden Plate - 1200m**  
**25 July 2025 - 12:56**



Track Rating: Soft 5, Weather: Fine, Rail Position: +7m Entire

Section						Overall	1000m	800m	600m	400m	200m	Last 600m		
Field Times						1:12.55 (0:12.78)	0:59.77 (0:11.56)	0:48.21 (0:12.13)	0:36.08 (0:12.09)	0:23.99 (0:11.63)	0:12.36 (0:12.36)	0:36.08		
Rank	TAB	Horse/Jockey	Barrier	Top Speed [km/h]	Fastest Section							Margin	Distance Travelled [m]	
11	6	THE QUEEN OF TIME	4	63.3	0:11.69	1:13.56 [11]	1:00.12 [8]	0:48.43 [9]	0:36.40 [8]	0:24.35 [9]	0:12.64 [11]	5.96L	0:36.40	+2
		Jaden Lloyd		1000m	1000m	(0:13.44)	(0:11.69)	(0:12.03)	(0:12.05)	(0:11.71)	(0:12.64)			
12	10	HEAVY REIGN	11	67.7	0:11.44	1:14.25 [12]	1:01.06 [5]	0:49.62 [4]	0:37.49 [4]	0:25.35 [4]	0:13.43 [8]	10.05L	0:37.49	+7
		Dale Smith		Overall	1000m	(0:13.19)	(0:11.44)	(0:12.13)	(0:12.14)	(0:11.92)	(0:13.43)			

Scratched: Cliodhna Maeve (#1)



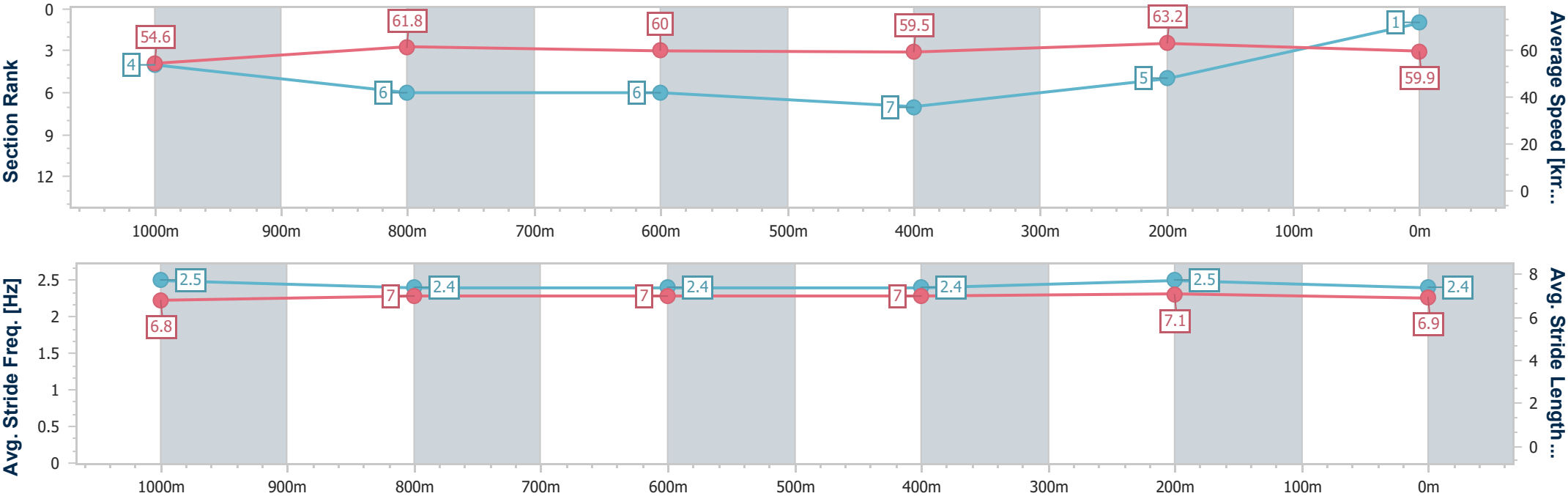
Horse/Jockey Name	Shamrock's Secret
Final Rank	1
Fastest Section Time (Section)	0:11.43 (400m)
Top Speed [km/h] (Section)	65.2 (400m)
Race State	Finished



Sunshine CoastProfessional  
Race 2: LIFE MEMBER BILL WENDT Fillies and Mares Maiden  
Plate - 1200m  
25 July 2025 - 12:56  
Track Rating: Soft 5, Weather: Fine, Rail Position: +7m Entire



Section	Overall	1000m	800m	600m	400m	200m							
Section Times	1:12.55 [1] (0:13.17)	0:59.38 [4] (0:11.73)	0:47.65 [6] (0:12.12)	0:35.53 [6] (0:12.11)	0:23.42 [7] (0:11.43)	0:11.99 [5] (0:11.99)							
Average Speed [km/h]	54.6	61.8	60.0	59.5	63.2	59.9							
Top Speed [km/h]	63.8	63.7	61.0	60.5	65.2	63.7							
Avg. Dist. to Rail [m]	3.1	1.9	1.8	0.5	0.7	3.4							
Avg. Stride Freq. [Hz]	2.5	2.4	2.4	2.4	2.5	2.4							
Avg. Stride Length [m]	6.8	7.0	7.0	7.0	7.1	6.9							







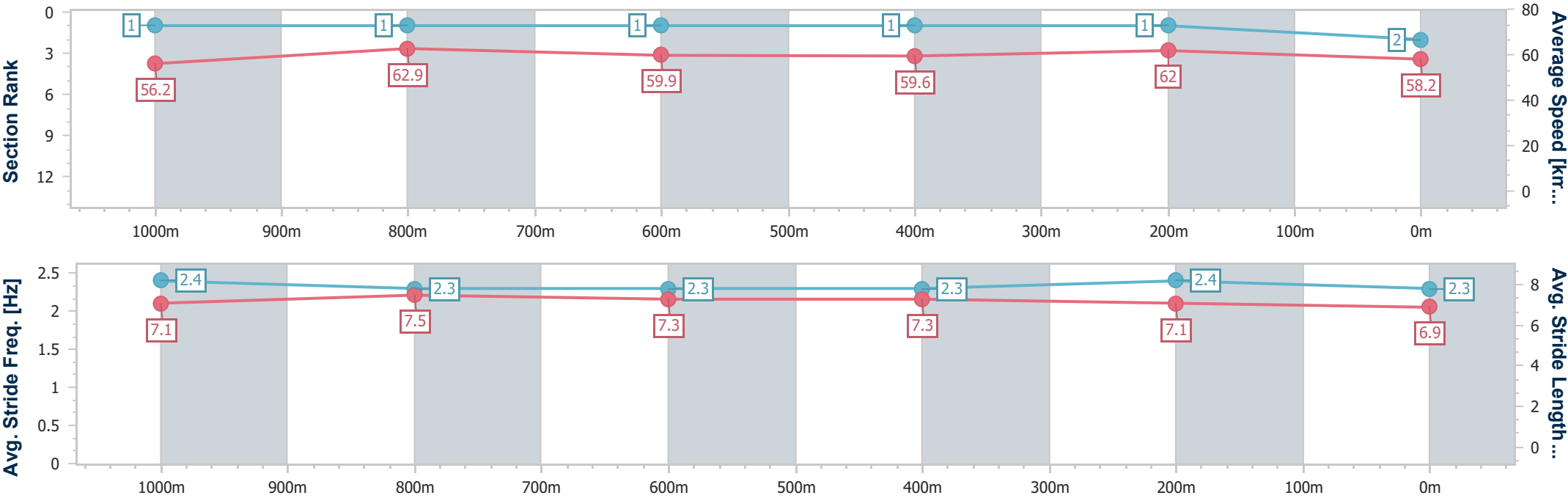
Horse/Jockey Name	Meanie
Final Rank	2
Fastest Section Time (Section)	0:11.56 (1000m)
Top Speed [km/h] (Section)	66.1 (Overall)
Race State	Finished



Sunshine CoastProfessional  
Race 2: LIFE MEMBER BILL WENDT Fillies and Mares Maiden  
Plate - 1200m  
25 July 2025 - 12:56  
Track Rating: Soft 5, Weather: Fine, Rail Position: +7m Entire



Section	Overall	1000m	800m	600m	400m	200m							
Section Times	1:12.58 [2] (0:12.78)	0:59.80 [1] (0:11.56)	0:48.24 [1] (0:12.13)	0:36.11 [1] (0:12.09)	0:24.02 [1] (0:11.63)	0:12.39 [1] (0:12.39)							
Average Speed [km/h]	56.2	62.9	59.9	59.6	62.0	58.2							
Top Speed [km/h]	66.1	66.1	60.4	60.1	62.9	61.4							
Avg. Dist. to Rail [m]	8.8	2.2	1.6	0.3	0.2	0.4							
Avg. Stride Freq. [Hz]	2.4	2.3	2.3	2.3	2.4	2.3							
Avg. Stride Length [m]	7.1	7.5	7.3	7.3	7.1	6.9							



[ ] Ranking at each section and finish  
- - - - No data available at this section  
NA No data available



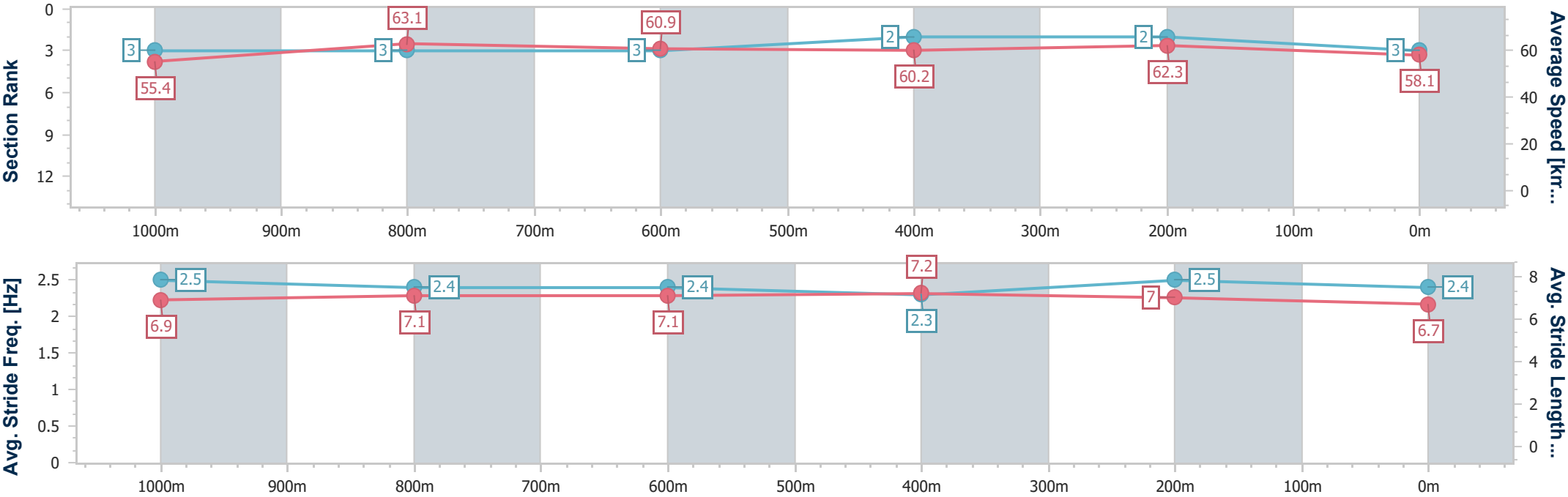
Horse/Jockey Name	Sound The Bugle
Final Rank	3
Fastest Section Time (Section)	0:11.53 (1000m)
Top Speed [km/h] (Section)	65.0 (1000m)
Race State	Finished



Sunshine CoastProfessional  
Race 2: LIFE MEMBER BILL WENDT Fillies and Mares Maiden  
Plate - 1200m  
25 July 2025 - 12:56  
Track Rating: Soft 5, Weather: Fine, Rail Position: +7m Entire



Section	Overall	1000m	800m	600m	400m	200m							
Section Times	1:12.59 [3] (0:13.01)	0:59.58 [3] (0:11.53)	0:48.05 [3] (0:12.06)	0:35.99 [3] (0:12.04)	0:23.95 [2] (0:11.55)	0:12.40 [2] (0:12.40)							
Average Speed [km/h]	55.4	63.1	60.9	60.2	62.3	58.1							
Top Speed [km/h]	64.6	65.0	62.7	62.3	62.9	61.8							
Avg. Dist. to Rail [m]	7.6	3.1	3.0	1.5	1.1	1.6							
Avg. Stride Freq. [Hz]	2.5	2.4	2.4	2.3	2.5	2.4							
Avg. Stride Length [m]	6.9	7.1	7.1	7.2	7.0	6.7							





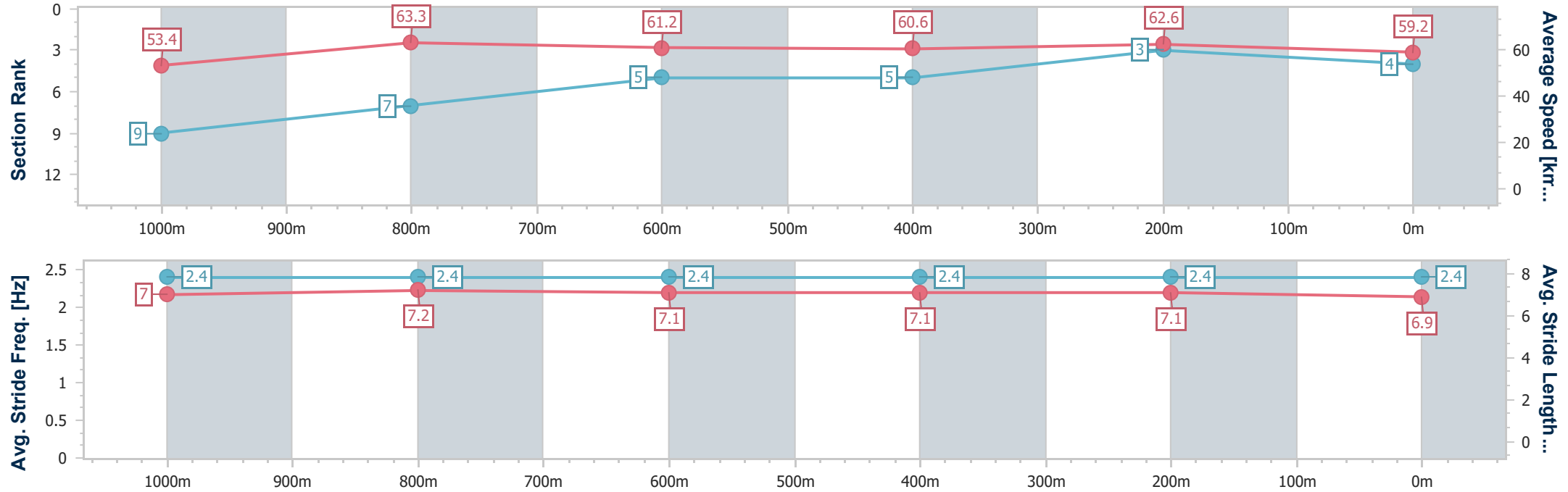
Horse/Jockey Name	Sonechka
Final Rank	4
Fastest Section Time (Section)	0:11.49 (1000m)
Top Speed [km/h] (Section)	64.6 (1000m)
Race State	Finished



Sunshine CoastProfessional  
Race 2: LIFE MEMBER BILL WENDT Fillies and Mares Maiden  
Plate - 1200m  
25 July 2025 - 12:56  
Track Rating: Soft 5, Weather: Fine, Rail Position: +7m Entire



Section	Overall	1000m	800m	600m	400m	200m							
Section Times	1:12.60 [4] (0:13.48)	0:59.12 [9] (0:11.49)	0:47.63 [7] (0:11.98)	0:35.65 [5] (0:11.99)	0:23.66 [5] (0:11.50)	0:12.16 [3] (0:12.16)							
Average Speed [km/h]	53.4	63.3	61.2	60.6	62.6	59.2							
Top Speed [km/h]	63.1	64.6	63.7	62.1	63.3	62.1							
Avg. Dist. to Rail [m]	7.0	3.8	3.1	2.0	4.8	5.7							
Avg. Stride Freq. [Hz]	2.4	2.4	2.4	2.4	2.4	2.4							
Avg. Stride Length [m]	7.0	7.2	7.1	7.1	7.1	6.9							



- [ ] Ranking at each section and finish
- .-.- No data available at this section
- NA No data available



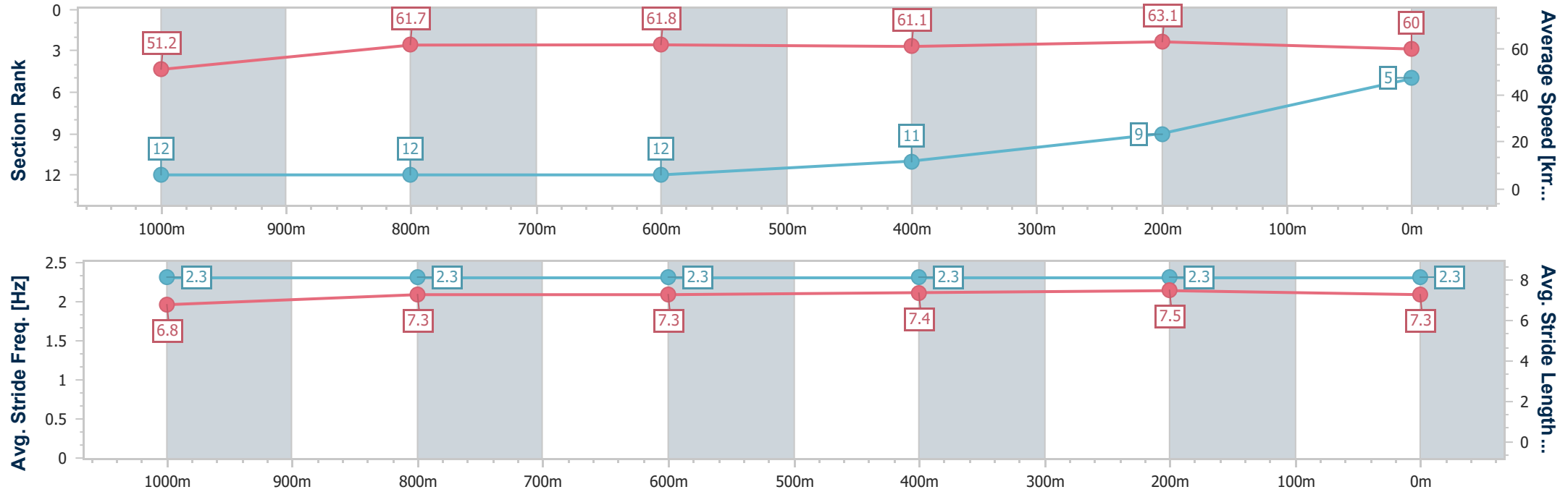
Horse/Jockey Name	Whiskey Tower
Final Rank	5
Fastest Section Time (Section)	0:11.43 (400m)
Top Speed [km/h] (Section)	63.9 (400m)
Race State	Finished



Sunshine CoastProfessional  
Race 2: LIFE MEMBER BILL WENDT Fillies and Mares Maiden  
Plate - 1200m  
25 July 2025 - 12:56  
Track Rating: Soft 5, Weather: Fine, Rail Position: +7m Entire



Section	Overall	1000m	800m	600m	400m	200m							
Section Times	1:12.81 [5] (0:14.04)	0:58.77 [12] (0:11.75)	0:47.02 [12] (0:11.79)	0:35.23 [12] (0:11.83)	0:23.40 [11] (0:11.43)	0:11.97 [9] (0:11.97)							
Average Speed [km/h]	51.2	61.7	61.8	61.1	63.1	60.0							
Top Speed [km/h]	60.7	62.8	62.4	62.1	63.9	62.7							
Avg. Dist. to Rail [m]	7.8	2.3	1.8	1.0	2.0	2.5							
Avg. Stride Freq. [Hz]	2.3	2.3	2.3	2.3	2.3	2.3							
Avg. Stride Length [m]	6.8	7.3	7.3	7.4	7.5	7.3							





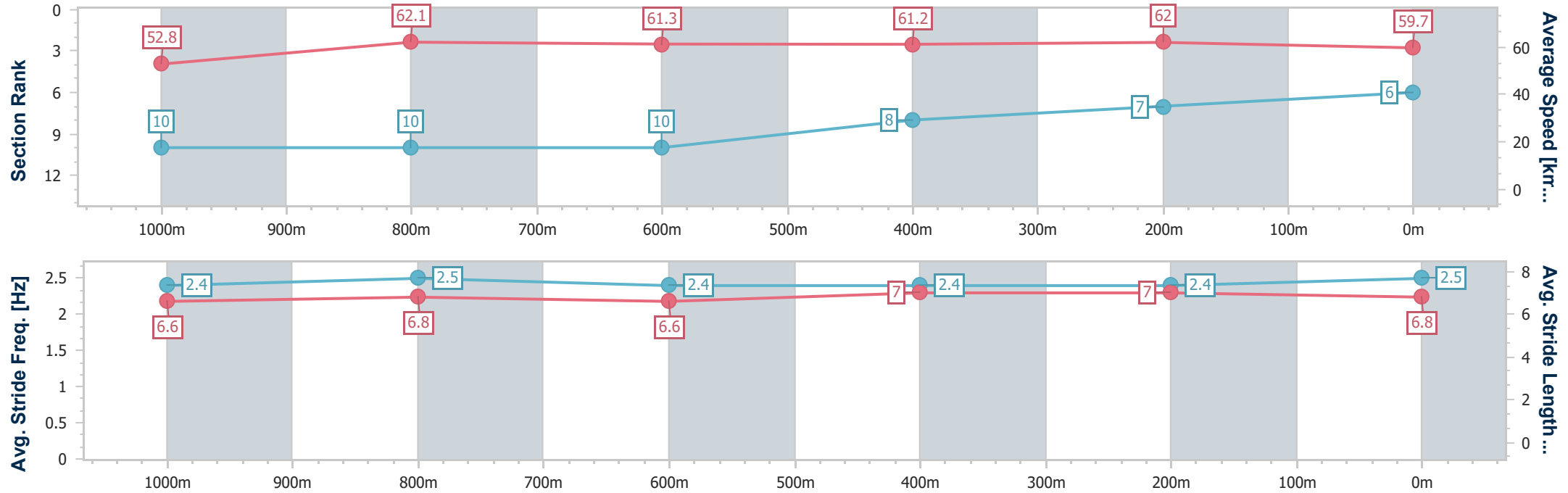
Horse/Jockey Name	Roxset
Final Rank	6
Fastest Section Time (Section)	0:11.59 (400m)
Top Speed [km/h] (Section)	62.9 (Overall)
Race State	Finished



Sunshine CoastProfessional  
Race 2: LIFE MEMBER BILL WENDT Fillies and Mares Maiden  
Plate - 1200m  
25 July 2025 - 12:56  
Track Rating: Soft 5, Weather: Fine, Rail Position: +7m Entire



Section	Overall	1000m	800m	600m	400m	200m								
Section Times	1:12.84 [6] (0:13.64)	0:59.20 [10] (0:11.67)	0:47.53 [10] (0:11.96)	0:35.57 [10] (0:11.92)	0:23.65 [8] (0:11.59)	0:12.06 [7] (0:12.06)								
Average Speed [km/h]	52.8	62.1	61.3	61.2	62.0	59.7								
Top Speed [km/h]	62.9	62.8	61.9	61.9	62.5	61.8								
Avg. Dist. to Rail [m]	2.7	2.0	2.9	2.2	6.1	6.9								
Avg. Stride Freq. [Hz]	2.4	2.5	2.4	2.4	2.4	2.5								
Avg. Stride Length [m]	6.6	6.8	6.6	7.0	7.0	6.8								



[ ] Ranking at each section and finish  
- - - - - No data available at this section  
NA No data available



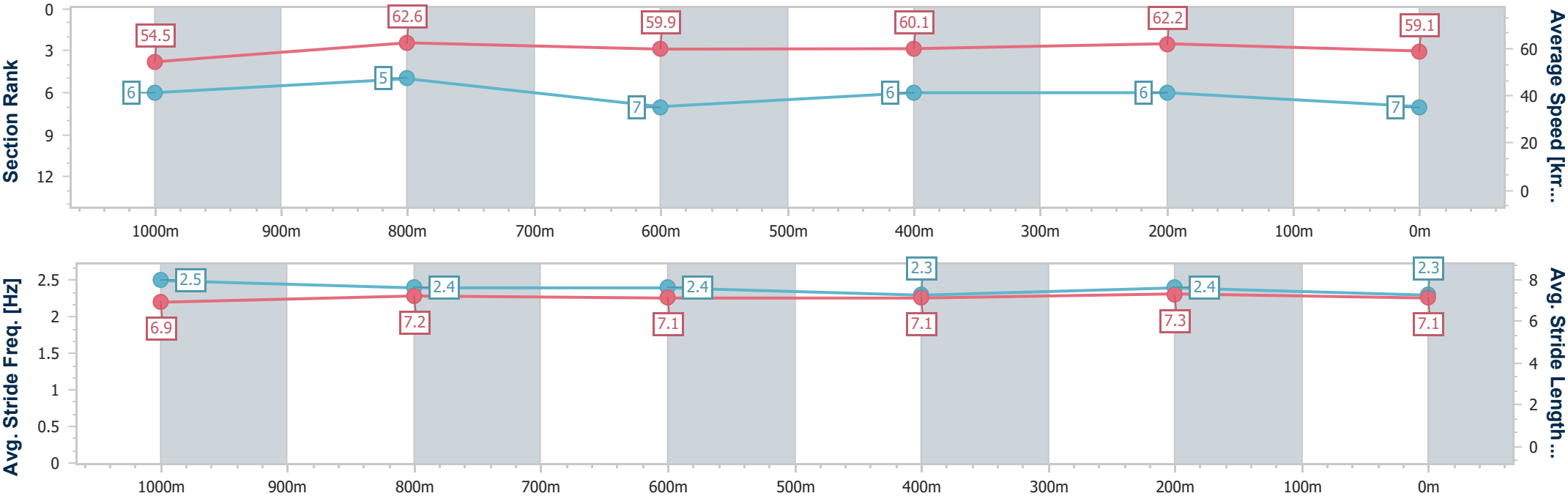
Horse/Jockey Name	Bold Marie
Final Rank	7
Fastest Section Time (Section)	0:11.59 (400m)
Top Speed [km/h] (Section)	64.4 (Overall)
Race State	Finished



Sunshine CoastProfessional  
Race 2: LIFE MEMBER BILL WENDT Fillies and Mares Maiden  
Plate - 1200m  
25 July 2025 - 12:56  
Track Rating: Soft 5, Weather: Fine, Rail Position: +7m Entire



Section	Overall	1000m	800m	600m	400m	200m							
Section Times	1:12.90 [7] (0:13.23)	0:59.67 [6] (0:11.60)	0:48.07 [5] (0:12.19)	0:35.88 [7] (0:12.09)	0:23.79 [6] (0:11.59)	0:12.20 [6] (0:12.20)							
Average Speed [km/h]	54.5	62.6	59.9	60.1	62.2	59.1							
Top Speed [km/h]	64.4	63.2	61.4	62.7	62.9	61.5							
Avg. Dist. to Rail [m]	4.4	2.4	3.0	1.2	2.1	4.2							
Avg. Stride Freq. [Hz]	2.5	2.4	2.4	2.3	2.4	2.3							
Avg. Stride Length [m]	6.9	7.2	7.1	7.1	7.3	7.1							





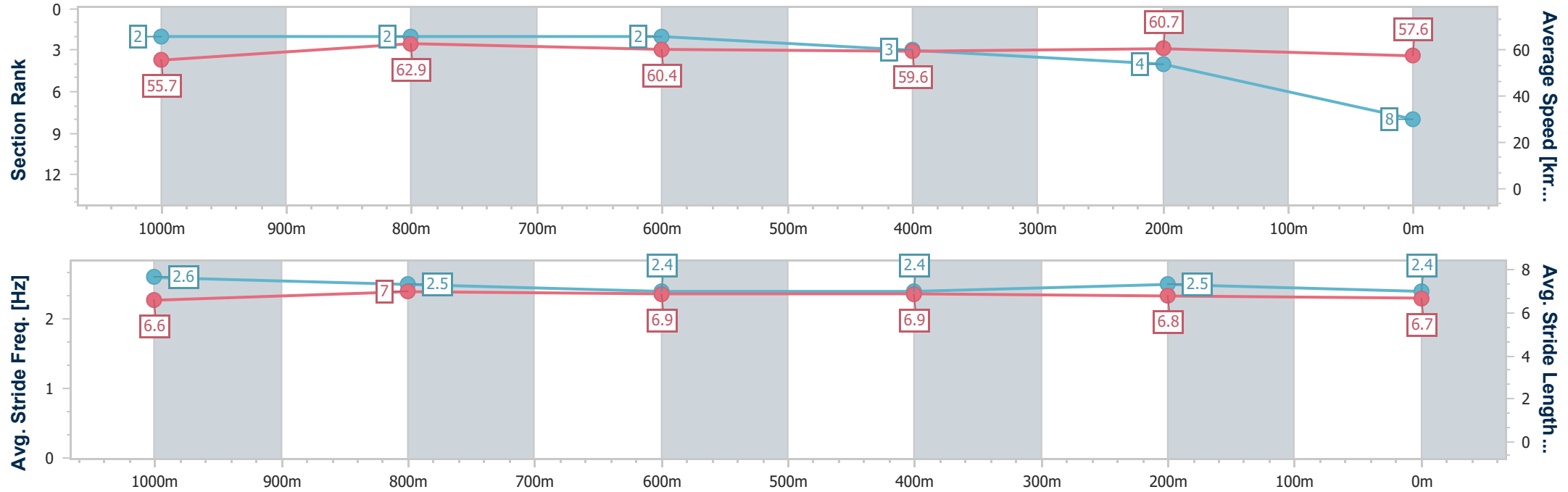
Horse/Jockey Name	Bushann
Final Rank	8
Fastest Section Time (Section)	0:11.54 (1000m)
Top Speed [km/h] (Section)	65.5 (Overall)
Race State	Finished



Sunshine CoastProfessional  
Race 2: LIFE MEMBER BILL WENDT Fillies and Mares Maiden  
Plate - 1200m  
25 July 2025 - 12:56  
Track Rating: Soft 5, Weather: Fine, Rail Position: +7m Entire



Section	Overall	1000m	800m	600m	400m	200m							
Section Times	1:13.02 [8] (0:12.95)	1:00.07 [2] (0:11.54)	0:48.53 [2] (0:12.03)	0:36.50 [2] (0:12.14)	0:24.36 [3] (0:11.88)	0:12.48 [4] (0:12.48)							
Average Speed [km/h]	55.7	62.9	60.4	59.6	60.7	57.6							
Top Speed [km/h]	65.5	64.0	61.3	61.5	61.8	61.1							
Avg. Dist. to Rail [m]	4.2	2.1	2.0	0.9	2.1	3.5							
Avg. Stride Freq. [Hz]	2.6	2.5	2.4	2.4	2.5	2.4							
Avg. Stride Length [m]	6.6	7.0	6.9	6.9	6.8	6.7							





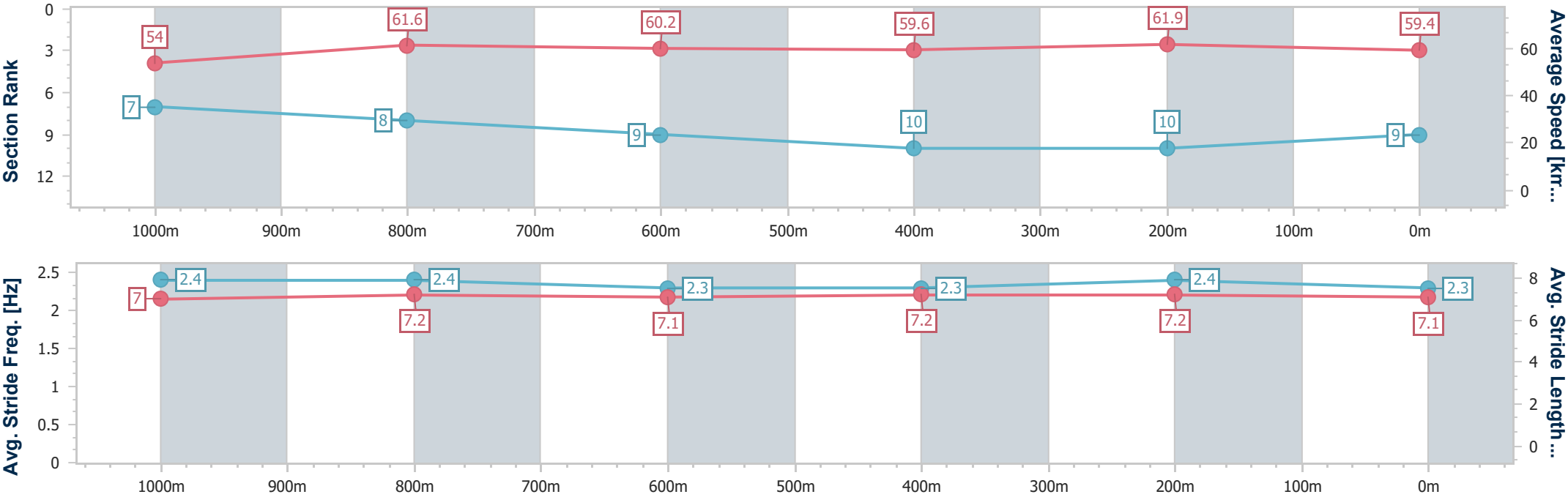
Horse/Jockey Name	Lady Santos
Final Rank	9
Fastest Section Time (Section)	0:11.64 (400m)
Top Speed [km/h] (Section)	63.9 (400m)
Race State	Finished



Sunshine CoastProfessional  
Race 2: LIFE MEMBER BILL WENDT Fillies and Mares Maiden  
Plate - 1200m  
25 July 2025 - 12:56  
Track Rating: Soft 5, Weather: Fine, Rail Position: +7m Entire



Section	Overall	1000m	800m	600m	400m	200m							
Section Times	1:13.04 [9] (0:13.35)	0:59.69 [7] (0:11.72)	0:47.97 [8] (0:12.11)	0:35.86 [9] (0:12.08)	0:23.78 [10] (0:11.64)	0:12.14 [10] (0:12.14)							
Average Speed [km/h]	54.0	61.6	60.2	59.6	61.9	59.4							
Top Speed [km/h]	63.0	62.3	61.2	60.9	63.9	62.4							
Avg. Dist. to Rail [m]	2.2	2.0	1.5	0.5	0.4	0.9							
Avg. Stride Freq. [Hz]	2.4	2.4	2.3	2.3	2.4	2.3							
Avg. Stride Length [m]	7.0	7.2	7.1	7.2	7.2	7.1							







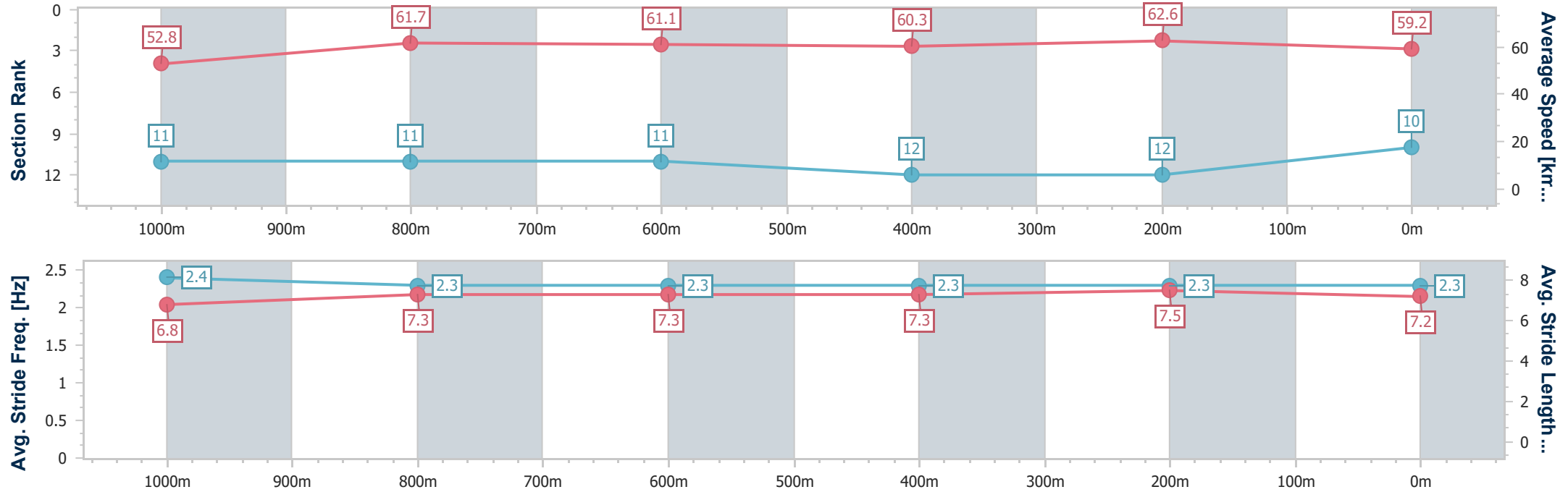
Horse/Jockey Name	Lilly Grace
Final Rank	10
Fastest Section Time (Section)	0:11.55 (400m)
Top Speed [km/h] (Section)	63.4 (400m)
Race State	Finished



Sunshine CoastProfessional  
Race 2: LIFE MEMBER BILL WENDT Fillies and Mares Maiden  
Plate - 1200m  
25 July 2025 - 12:56  
Track Rating: Soft 5, Weather: Fine, Rail Position: +7m Entire



Section	Overall	1000m	800m	600m	400m	200m							
Section Times	1:13.13 [10] (0:13.67)	0:59.46 [11] (0:11.75)	0:47.71 [11] (0:12.00)	0:35.71 [11] (0:12.03)	0:23.68 [12] (0:11.55)	0:12.13 [12] (0:12.13)							
Average Speed [km/h]	52.8	61.7	61.1	60.3	62.6	59.2							
Top Speed [km/h]	63.2	62.6	61.6	61.9	63.4	61.6							
Avg. Dist. to Rail [m]	5.0	2.5	2.9	1.8	2.5	3.9							
Avg. Stride Freq. [Hz]	2.4	2.3	2.3	2.3	2.3	2.3							
Avg. Stride Length [m]	6.8	7.3	7.3	7.3	7.5	7.2							





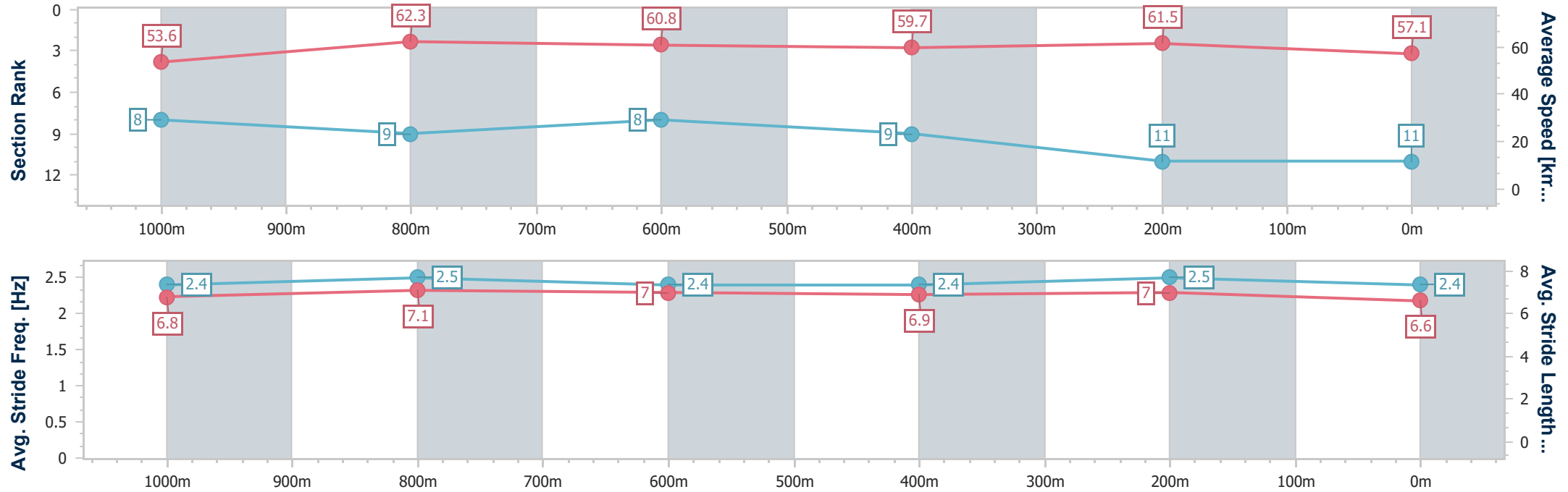
Horse/Jockey Name	The Queen Of Time
Final Rank	11
Fastest Section Time (Section)	0:11.69 (1000m)
Top Speed [km/h] (Section)	63.3 (1000m)
Race State	Finished



Sunshine CoastProfessional  
Race 2: LIFE MEMBER BILL WENDT Fillies and Mares Maiden  
Plate - 1200m  
25 July 2025 - 12:56  
Track Rating: Soft 5, Weather: Fine, Rail Position: +7m Entire



Section	Overall	1000m	800m	600m	400m	200m							
Section Times	1:13.56 [11] (0:13.44)	1:00.12 [8] (0:11.69)	0:48.43 [9] (0:12.03)	0:36.40 [8] (0:12.05)	0:24.35 [9] (0:11.71)	0:12.64 [11] (0:12.64)							
Average Speed [km/h]	53.6	62.3	60.8	59.7	61.5	57.1							
Top Speed [km/h]	63.2	63.3	61.4	61.9	62.2	60.5							
Avg. Dist. to Rail [m]	4.2	4.3	2.6	0.5	3.6	6.3							
Avg. Stride Freq. [Hz]	2.4	2.5	2.4	2.4	2.5	2.4							
Avg. Stride Length [m]	6.8	7.1	7.0	6.9	7.0	6.6							





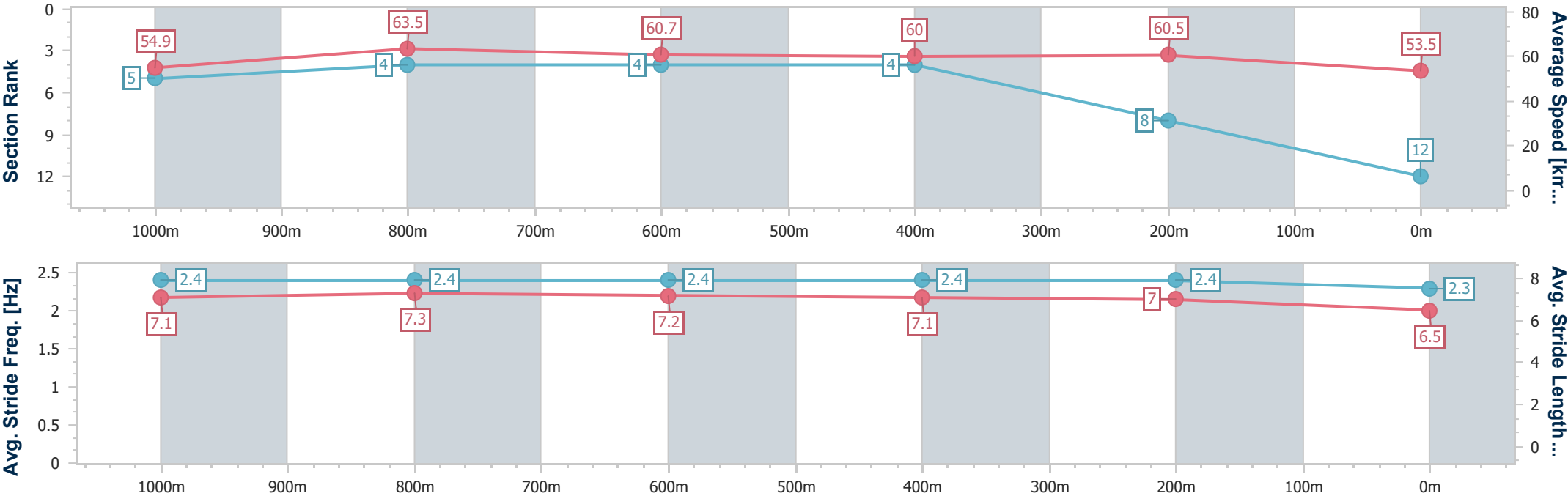
Horse/Jockey Name	Heavy Reign
Final Rank	12
Fastest Section Time (Section)	0:11.44 (1000m)
Top Speed [km/h] (Section)	67.7 (Overall)
Race State	Finished



Sunshine CoastProfessional  
Race 2: LIFE MEMBER BILL WENDT Fillies and Mares Maiden  
Plate - 1200m  
25 July 2025 - 12:56  
Track Rating: Soft 5, Weather: Fine, Rail Position: +7m Entire



Section	Overall	1000m	800m	600m	400m	200m							
Section Times	1:14.25 [12] (0:13.19)	1:01.06 [5] (0:11.44)	0:49.62 [4] (0:12.13)	0:37.49 [4] (0:12.14)	0:25.35 [4] (0:11.92)	0:13.43 [8] (0:13.43)							
Average Speed [km/h]	54.9	63.5	60.7	60.0	60.5	53.5							
Top Speed [km/h]	67.7	66.0	62.6	60.7	61.7	58.1							
Avg. Dist. to Rail [m]	9.1	4.2	3.8	2.1	3.6	4.1							
Avg. Stride Freq. [Hz]	2.4	2.4	2.4	2.4	2.4	2.3							
Avg. Stride Length [m]	7.1	7.3	7.2	7.1	7.0	6.5							





Sunshine Coast Professional  
Race 3: LIFE MEMBER PAUL DOLAN QTIS Three-Year-Old Maiden  
Handicap - 1200m  
25 July 2025 - 13:37



Track Rating: Soft 5, Weather: Fine, Rail Position: +7m Entire

Section		Overall				1000m	800m	600m	400m	200m	Last 600m		
Field Times		1:12.44				0:59.23	0:47.41	0:35.04	0:22.80	0:11.53	0:35.04		
		(0:13.21)				(0:11.82)	(0:12.37)	(0:12.24)	(0:11.27)	(0:11.53)			
Rank	TAB	Horse/Jockey	Barrier	Top Speed [km/h]	Fastest Section						Margin	Distance Travelled [m]	
1	5	NINJITZOU	6	65.8	0:11.17	1:12.44 [1]	0:59.19 [2]	0:47.20 [2]	0:34.91 [2]	0:22.70 [2]	0:11.53 [1]	1:12.44	0:34.91
		Winona Costin		400m	400m	(0:13.25)	(0:11.99)	(0:12.29)	(0:12.21)	(0:11.17)	(0:11.53)		
2	4	KING MAL	1	65.5	0:11.23	1:12.89 [2]	0:59.56 [3]	0:47.49 [3]	0:35.13 [3]	0:22.94 [3]	0:11.71 [2]	2.65L	0:35.13 -2
		Jake Bayliss		400m	400m	(0:13.33)	(0:12.07)	(0:12.36)	(0:12.19)	(0:11.23)	(0:11.71)		
3	12	FROTHSAY	7	64.6	0:11.28	1:12.96 [3]	0:59.22 [4]	0:47.21 [4]	0:34.94 [4]	0:22.95 [4]	0:11.67 [4]	3.07L	0:34.94 -1
		Kyle Wilson-Taylor		400m	400m	(0:13.74)	(0:12.01)	(0:12.27)	(0:11.99)	(0:11.28)	(0:11.67)		
4	10	BUSKER	9	66.1	0:11.13	1:13.23 [4]	0:59.01 [7]	0:47.07 [7]	0:34.70 [7]	0:22.68 [7]	0:11.55 [5]	4.66L	0:34.70 +2
		Luke Dempsey		400m	400m	(0:14.22)	(0:11.94)	(0:12.37)	(0:12.02)	(0:11.13)	(0:11.55)		
5	13	BELLA SPIRITO	4	64.6	0:11.58	1:13.32 [5]	1:00.11 [1]	0:48.29 [1]	0:35.92 [1]	0:23.68 [1]	0:12.10 [3]	5.18L	0:35.92 -3
		Scott Sheargold		1000m	400m	(0:13.21)	(0:11.82)	(0:12.37)	(0:12.24)	(0:11.58)	(0:12.10)		
6	7	CRYPTOLOGY	3	61.7	0:11.77	1:14.33 [6]	1:00.37 [5]	0:48.48 [5]	0:36.06 [6]	0:24.07 [5]	0:12.30 [6]	11.14L	0:36.06 -5
		Corey Sutherland		400m	400m	(0:13.96)	(0:11.89)	(0:12.42)	(0:11.99)	(0:11.77)	(0:12.30)		
7	8	LUDWIG	5	61.9	0:11.73	1:14.79 [7]	1:00.55 [8]	0:48.51 [8]	0:36.05 [8]	0:23.99 [8]	0:12.26 [8]	13.82L	0:36.05 -3
		Georgina Cartwright		400m	400m	(0:14.24)	(0:12.04)	(0:12.46)	(0:12.06)	(0:11.73)	(0:12.26)		
8	3	JAX AXE	8	62.1	0:11.87	1:14.83 [8]	1:00.75 [6]	0:48.88 [6]	0:36.61 [5]	0:24.56 [6]	0:12.57 [7]	14.04L	0:36.61 -2
		Paul Hamblin		1000m	1000m	(0:14.08)	(0:11.87)	(0:12.27)	(0:12.05)	(0:11.99)	(0:12.57)		

Scratched: He's A Fighter (#1), Imperial Red (#2), Xtravagant Gift (#6), Heavy Reign (#11), Bushann (#9), Leucaena (#14)



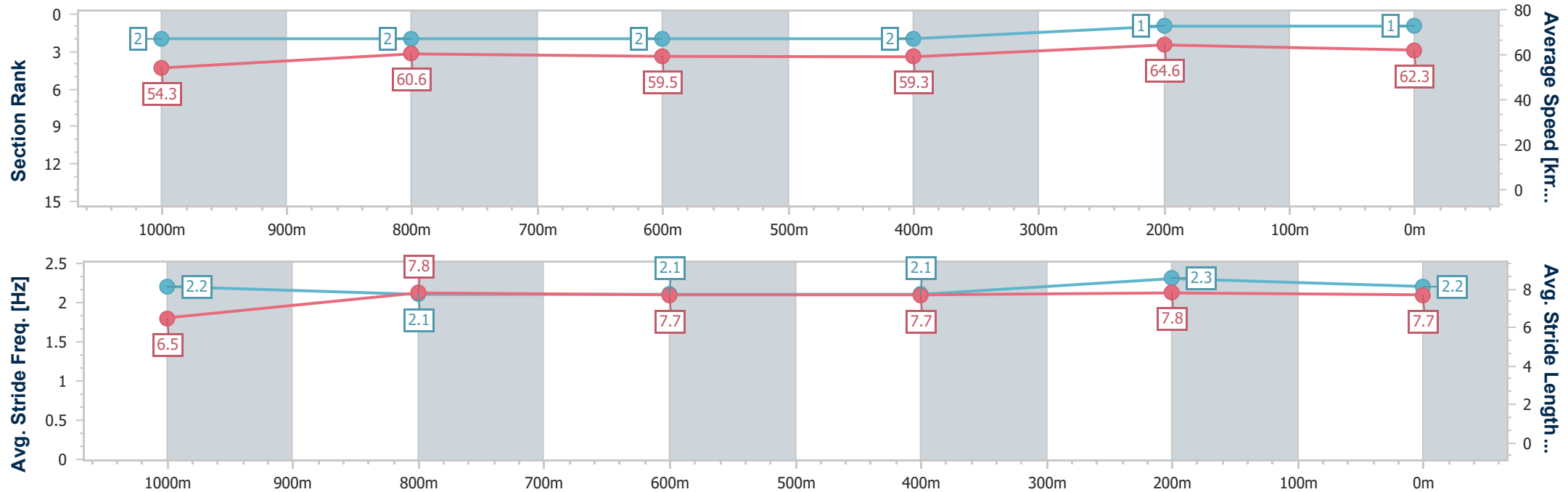
Horse/Jockey Name	Ninjitrou
Final Rank	1
Fastest Section Time (Section)	0:11.17 (400m)
Top Speed [km/h] (Section)	65.8 (400m)
Race State	Finished



Sunshine CoastProfessional  
Race 3: LIFE MEMBER PAUL DOLAN QTIS Three-Year-Old  
Maiden Handicap - 1200m  
25 July 2025 - 13:37  
Track Rating: Soft 5, Weather: Fine, Rail Position: +7m Entire



Section	Overall	1000m	800m	600m	400m	200m							
Section Times	1:12.44 [1] (0:13.25)	0:59.19 [2] (0:11.99)	0:47.20 [2] (0:12.29)	0:34.91 [2] (0:12.21)	0:22.70 [2] (0:11.17)	0:11.53 [1] (0:11.53)							
Average Speed [km/h]	54.3	60.6	59.5	59.3	64.6	62.3							
Top Speed [km/h]	63.6	62.7	60.0	61.0	65.8	65.0							
Avg. Dist. to Rail [m]	5.3	3.2	2.3	1.2	2.3	3.7							
Avg. Stride Freq. [Hz]	2.2	2.1	2.1	2.1	2.3	2.2							
Avg. Stride Length [m]	6.5	7.8	7.7	7.7	7.8	7.7							





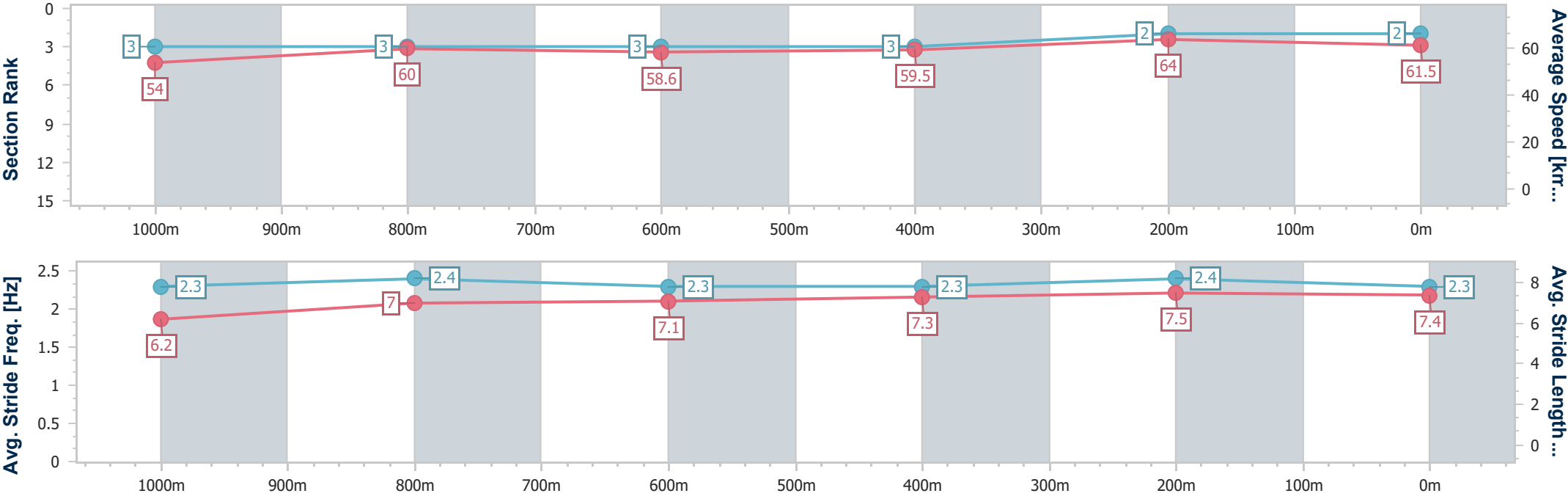
Horse/Jockey Name	King Mal
Final Rank	2
Fastest Section Time (Section)	0:11.23 (400m)
Top Speed [km/h] (Section)	65.5 (400m)
Race State	Finished



Sunshine CoastProfessional  
Race 3: LIFE MEMBER PAUL DOLAN QTIS Three-Year-Old  
Maiden Handicap - 1200m  
25 July 2025 - 13:37  
Track Rating: Soft 5, Weather: Fine, Rail Position: +7m Entire



Section	Overall	1000m	800m	600m	400m	200m							
Section Times	1:12.89 [2] (0:13.33)	0:59.56 [3] (0:12.07)	0:47.49 [3] (0:12.36)	0:35.13 [3] (0:12.19)	0:22.94 [3] (0:11.23)	0:11.71 [2] (0:11.71)							
Average Speed [km/h]	54.0	60.0	58.6	59.5	64.0	61.5							
Top Speed [km/h]	62.2	61.5	59.3	61.7	65.5	63.6							
Avg. Dist. to Rail [m]	2.6	1.8	1.3	1.3	3.8	4.6							
Avg. Stride Freq. [Hz]	2.3	2.4	2.3	2.3	2.4	2.3							
Avg. Stride Length [m]	6.2	7.0	7.1	7.3	7.5	7.4							



[ ] Ranking at each section and finish  
-.-.- No data available at this section  
NA No data available



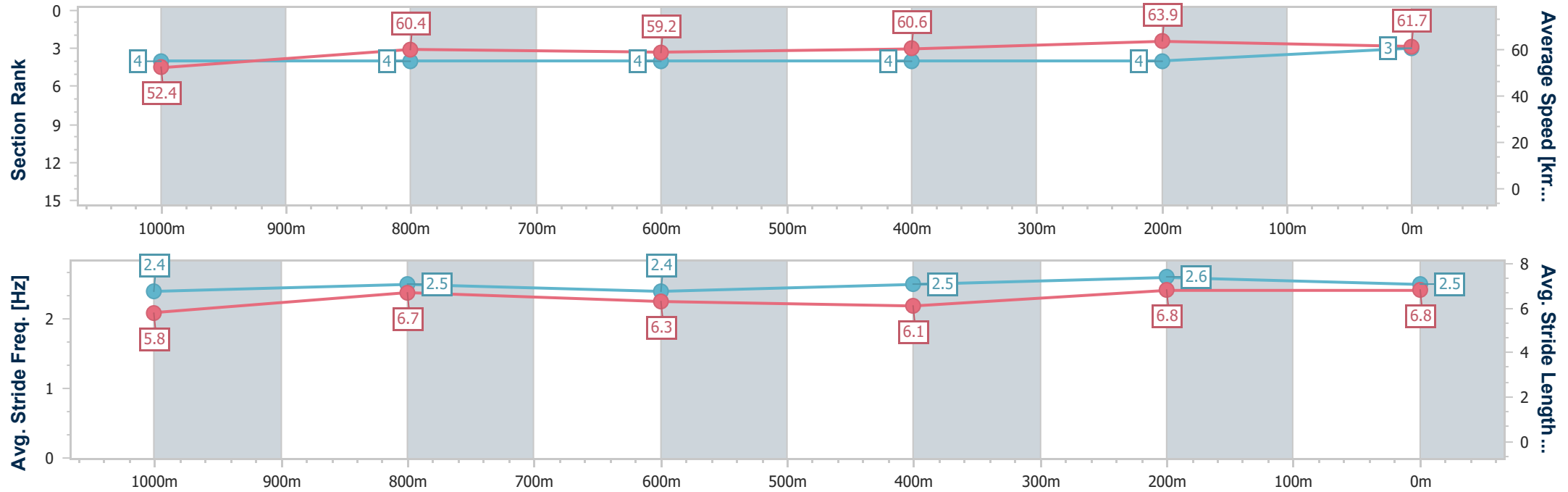
Horse/Jockey Name	Frothsay
Final Rank	3
Fastest Section Time (Section)	0:11.28 (400m)
Top Speed [km/h] (Section)	64.6 (400m)
Race State	Finished



Sunshine CoastProfessional  
Race 3: LIFE MEMBER PAUL DOLAN QTIS Three-Year-Old  
Maiden Handicap - 1200m  
25 July 2025 - 13:37  
Track Rating: Soft 5, Weather: Fine, Rail Position: +7m Entire



Section	Overall	1000m	800m	600m	400m	200m							
Section Times	1:12.96 [3] (0:13.74)	0:59.22 [4] (0:12.01)	0:47.21 [4] (0:12.27)	0:34.94 [4] (0:11.99)	0:22.95 [4] (0:11.28)	0:11.67 [4] (0:11.67)							
Average Speed [km/h]	52.4	60.4	59.2	60.6	63.9	61.7							
Top Speed [km/h]	61.0	61.2	60.2	62.0	64.6	63.9							
Avg. Dist. to Rail [m]	5.9	3.0	1.4	1.3	4.3	5.6							
Avg. Stride Freq. [Hz]	2.4	2.5	2.4	2.5	2.6	2.5							
Avg. Stride Length [m]	5.8	6.7	6.3	6.1	6.8	6.8							





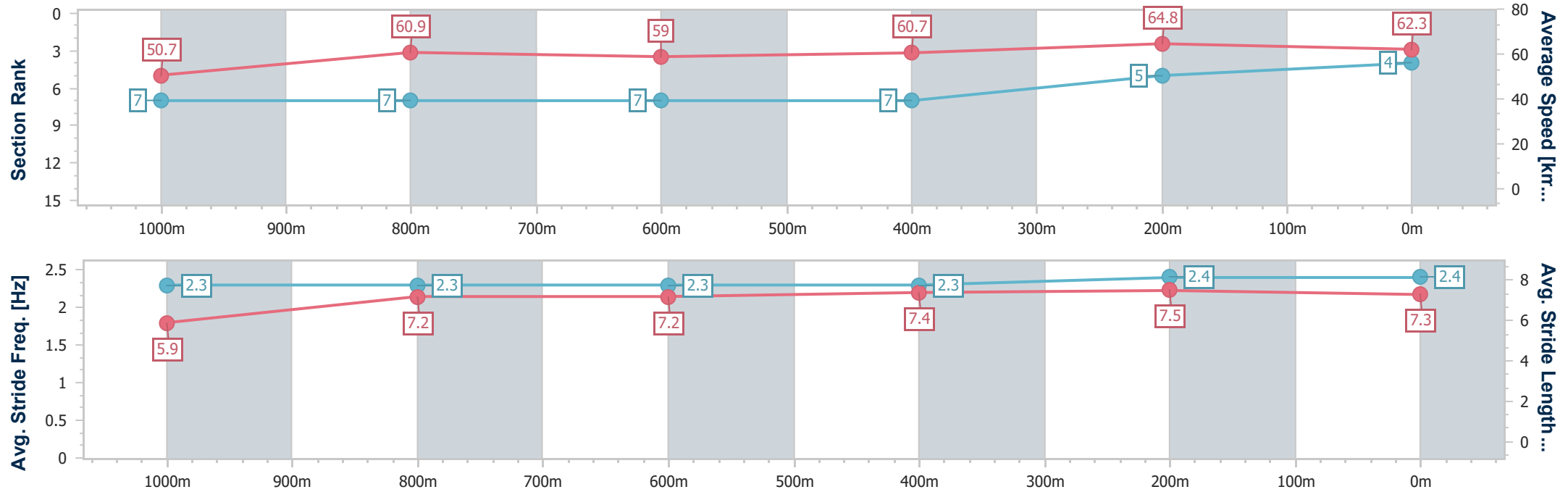
Horse/Jockey Name	Busker
Final Rank	4
Fastest Section Time (Section)	0:11.13 (400m)
Top Speed [km/h] (Section)	66.1 (400m)
Race State	Finished



Sunshine CoastProfessional  
Race 3: LIFE MEMBER PAUL DOLAN QTIS Three-Year-Old  
Maiden Handicap - 1200m  
25 July 2025 - 13:37  
Track Rating: Soft 5, Weather: Fine, Rail Position: +7m Entire



Section	Overall	1000m	800m	600m	400m	200m							
Section Times	1:13.23 [4] (0:14.22)	0:59.01 [7] (0:11.94)	0:47.07 [7] (0:12.37)	0:34.70 [7] (0:12.02)	0:22.68 [7] (0:11.13)	0:11.55 [5] (0:11.55)							
Average Speed [km/h]	50.7	60.9	59.0	60.7	64.8	62.3							
Top Speed [km/h]	60.5	61.4	60.3	62.7	66.1	64.3							
Avg. Dist. to Rail [m]	7.2	3.2	2.9	2.3	5.7	7.0							
Avg. Stride Freq. [Hz]	2.3	2.3	2.3	2.3	2.4	2.4							
Avg. Stride Length [m]	5.9	7.2	7.2	7.4	7.5	7.3							



[ ] Ranking at each section and finish  
-.-.- No data available at this section  
NA No data available





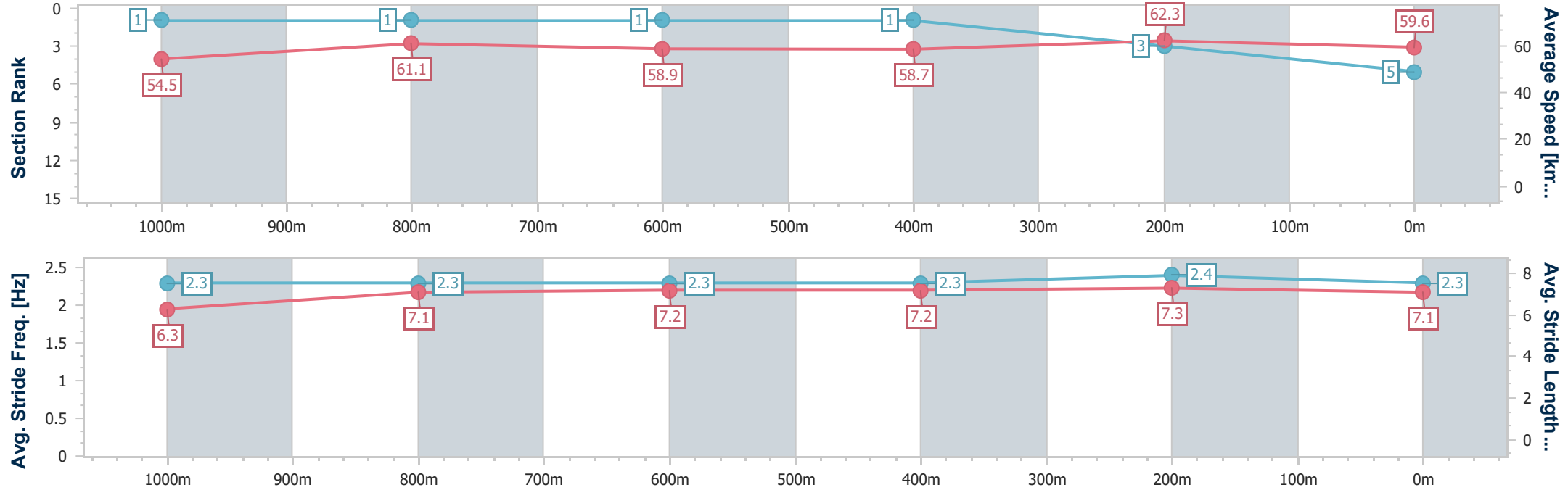
Horse/Jockey Name	Bella Spirito
Final Rank	5
Fastest Section Time (Section)	0:11.58 (400m)
Top Speed [km/h] (Section)	64.6 (1000m)
Race State	Finished



Sunshine CoastProfessional  
Race 3: LIFE MEMBER PAUL DOLAN QTIS Three-Year-Old  
Maiden Handicap - 1200m  
25 July 2025 - 13:37  
Track Rating: Soft 5, Weather: Fine, Rail Position: +7m Entire



Section	Overall	1000m	800m	600m	400m	200m							
Section Times	1:13.32 [5] (0:13.21)	1:00.11 [1] (0:11.82)	0:48.29 [1] (0:12.37)	0:35.92 [1] (0:12.24)	0:23.68 [1] (0:11.58)	0:12.10 [3] (0:12.10)							
Average Speed [km/h]	54.5	61.1	58.9	58.7	62.3	59.6							
Top Speed [km/h]	64.0	64.6	59.3	60.2	63.0	62.0							
Avg. Dist. to Rail [m]	4.0	1.9	1.4	0.4	0.8	1.3							
Avg. Stride Freq. [Hz]	2.3	2.3	2.3	2.3	2.4	2.3							
Avg. Stride Length [m]	6.3	7.1	7.2	7.2	7.3	7.1							





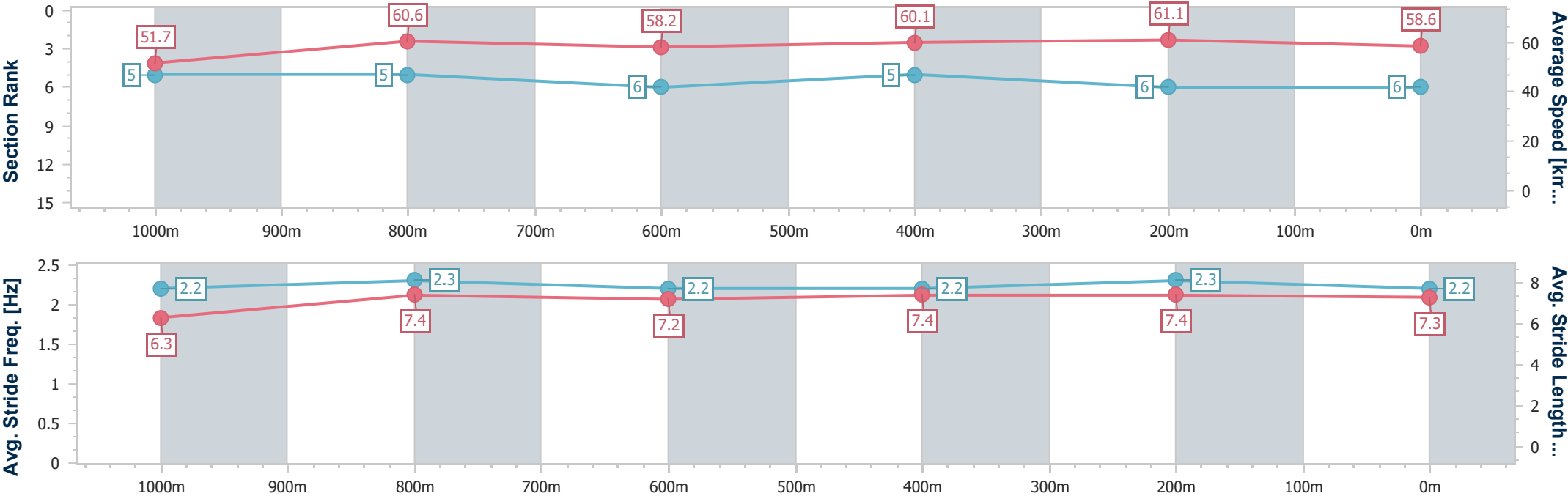
Horse/Jockey Name	Cryptology
Final Rank	6
Fastest Section Time (Section)	0:11.77 (400m)
Top Speed [km/h] (Section)	61.7 (400m)
Race State	Finished



Sunshine CoastProfessional  
Race 3: LIFE MEMBER PAUL DOLAN QTIS Three-Year-Old  
Maiden Handicap - 1200m  
25 July 2025 - 13:37  
Track Rating: Soft 5, Weather: Fine, Rail Position: +7m Entire



Section	Overall	1000m	800m	600m	400m	200m							
Section Times	1:14.33 [6] (0:13.96)	1:00.37 [5] (0:11.89)	0:48.48 [5] (0:12.42)	0:36.06 [6] (0:11.99)	0:24.07 [5] (0:11.77)	0:12.30 [6] (0:12.30)							
Average Speed [km/h]	51.7	60.6	58.2	60.1	61.1	58.6							
Top Speed [km/h]	60.8	61.3	60.3	60.9	61.7	60.8							
Avg. Dist. to Rail [m]	2.9	1.4	0.6	0.2	2.2	3.5							
Avg. Stride Freq. [Hz]	2.2	2.3	2.2	2.2	2.3	2.2							
Avg. Stride Length [m]	6.3	7.4	7.2	7.4	7.4	7.3							





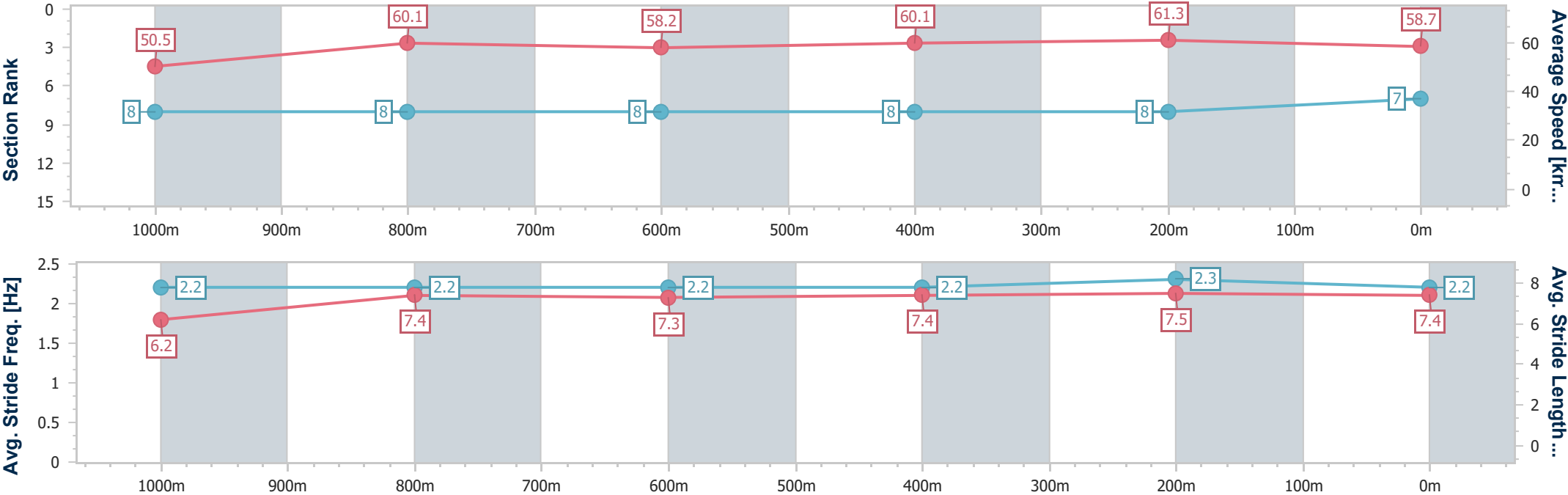
Horse/Jockey Name	Ludwig
Final Rank	7
Fastest Section Time (Section)	0:11.73 (400m)
Top Speed [km/h] (Section)	61.9 (400m)
Race State	Finished



Sunshine CoastProfessional  
Race 3: LIFE MEMBER PAUL DOLAN QTIS Three-Year-Old  
Maiden Handicap - 1200m  
25 July 2025 - 13:37  
Track Rating: Soft 5, Weather: Fine, Rail Position: +7m Entire



Section	Overall	1000m	800m	600m	400m	200m							
Section Times	1:14.79 [7] (0:14.24)	1:00.55 [8] (0:12.04)	0:48.51 [8] (0:12.46)	0:36.05 [8] (0:12.06)	0:23.99 [8] (0:11.73)	0:12.26 [8] (0:12.26)							
Average Speed [km/h]	50.5	60.1	58.2	60.1	61.3	58.7							
Top Speed [km/h]	59.7	61.1	59.5	61.0	61.9	60.8							
Avg. Dist. to Rail [m]	4.3	2.0	1.4	0.5	1.3	1.9							
Avg. Stride Freq. [Hz]	2.2	2.2	2.2	2.2	2.3	2.2							
Avg. Stride Length [m]	6.2	7.4	7.3	7.4	7.5	7.4							





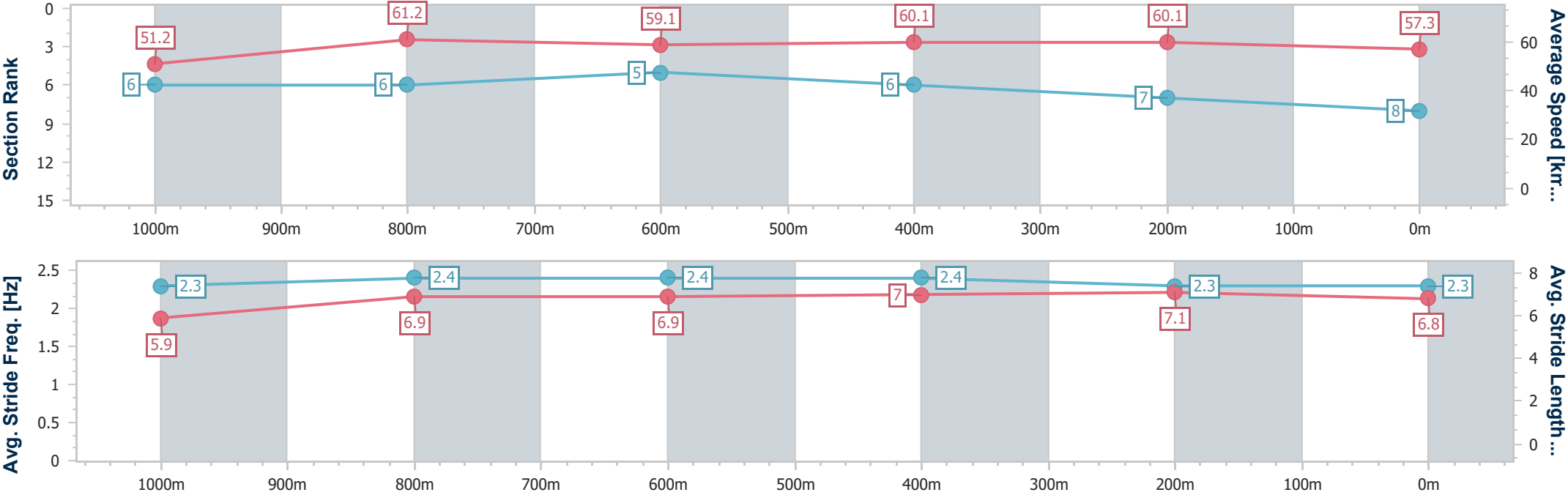
Horse/Jockey Name	Jax Axe
Final Rank	8
Fastest Section Time (Section)	0:11.87 (1000m)
Top Speed [km/h] (Section)	62.1 (1000m)
Race State	Finished



Sunshine CoastProfessional  
Race 3: LIFE MEMBER PAUL DOLAN QTIS Three-Year-Old  
Maiden Handicap - 1200m  
25 July 2025 - 13:37  
Track Rating: Soft 5, Weather: Fine, Rail Position: +7m Entire



Section	Overall	1000m	800m	600m	400m	200m								
Section Times	1:14.83 [8] (0:14.08)	1:00.75 [6] (0:11.87)	0:48.88 [6] (0:12.27)	0:36.61 [5] (0:12.05)	0:24.56 [6] (0:11.99)	0:12.57 [7] (0:12.57)								
Average Speed [km/h]	51.2	61.2	59.1	60.1	60.1	57.3								
Top Speed [km/h]	61.7	62.1	60.8	60.9	61.3	58.6								
Avg. Dist. to Rail [m]	6.0	2.3	1.4	1.0	4.2	5.3								
Avg. Stride Freq. [Hz]	2.3	2.4	2.4	2.4	2.3	2.3								
Avg. Stride Length [m]	5.9	6.9	6.9	7.0	7.1	6.8								





**Sunshine Coast Professional**  
**Race 4: LIFE MEMBER MARY HENZELL QTIS Two-Year-Old Maiden Plate**  
**- 1400m**  
**25 July 2025 - 14:18**



Track Rating: Soft 5, Weather: Fine, Rail Position: +7m Entire

Section						Overall	1200m	1000m	800m	600m	400m	Last 600m	
Field Times						1:25.40 (0:13.01)	1:12.39 (0:11.56)	1:00.83 (0:11.95)	0:48.88 (0:12.53)	0:36.35 (0:12.17)	0:24.18 (0:11.66)	0:36.35	
Rank	TAB	Horse/Jockey	Barrier	Top Speed [km/h]	Fastest Section								Distance Travelled [m]
1	3	GO MARO	11	65.3	0:11.23	1:25.40 [1]	1:11.89 [10]	1:00.66 [3]	0:48.88 [1]	0:36.35 [1]	0:24.18 [1]	0:36.35	
		Angela Jones		1200m	1200m	(0:13.51)	(0:11.23)	(0:11.78)	(0:12.53)	(0:12.17)	(0:11.66)		
2	9	COOL MOON	15	65.0	0:11.46	1:25.59 [2]	1:12.52 [3]	1:00.86 [2]	0:48.72 [3]	0:35.96 [4]	0:24.06 [3]	0:35.96 +2	
		Kyle Wilson-Taylor		Overall	400m	(0:13.07)	(0:11.66)	(0:12.14)	(0:12.76)	(0:11.90)	(0:11.46)		
3	14	PIGGIETALES	13	63.8	0:11.49	1:25.77 [3]	1:12.16 [12]	1:00.52 [10]	0:48.36 [9]	0:35.68 [9]	0:23.72 [8]	0:35.68 +3	
		Jaden Lloyd		1200m	400m	(0:13.61)	(0:11.64)	(0:12.16)	(0:12.68)	(0:11.96)	(0:11.49)		
4	11	MISHANI GLAZE	10	65.7	0:11.56	1:25.86 [4]	1:12.85 [1]	1:01.29 [1]	0:49.22 [2]	0:36.59 [2]	0:24.47 [2]	0:36.59 -2	
		Olivia Kendal		Overall	1200m	(0:13.01)	(0:11.56)	(0:12.07)	(0:12.63)	(0:12.12)	(0:11.76)		
5	2	FLOP SHOT	12	64.1	0:11.43	1:26.01 [5]	1:12.27 [14]	1:00.52 [13]	0:48.39 [13]	0:35.74 [12]	0:23.68 [10]	0:35.74 +2	
		Damien Thornton		400m	400m	(0:13.74)	(0:11.75)	(0:12.13)	(0:12.65)	(0:12.06)	(0:11.43)		
6	12	NEWEVA	8	64.7	0:11.69	1:26.10 [6]	1:13.08 [2]	1:01.29 [4]	0:49.15 [4]	0:36.50 [3]	0:24.25 [4]	0:36.50 -1	
		Dylan Turner		Overall	400m	(0:13.02)	(0:11.79)	(0:12.14)	(0:12.65)	(0:12.25)	(0:11.69)		
7	6	SPOT THE AUSSIE	14	63.5	0:11.65	1:26.33 [7]	1:12.71 [13]	1:01.05 [11]	0:48.85 [10]	0:36.17 [10]	0:23.86 [11]	0:36.17 +7	
		Luke Dempsey		Overall	400m	(0:13.62)	(0:11.66)	(0:12.20)	(0:12.68)	(0:12.31)	(0:11.65)		
8	5	NOTFORTHEMONEY	1	64.3	0:11.73	1:26.35 [8]	1:13.17 [4]	1:01.24 [8]	0:49.14 [8]	0:36.55 [7]	0:24.34 [6]	0:36.55 +1	
		Bailey Wheeler		Overall	400m	(0:13.18)	(0:11.93)	(0:12.10)	(0:12.59)	(0:12.21)	(0:11.73)		
9	16	INSIDE PASSAGE	2	64.3	0:11.82	1:26.91 [9]	1:13.67 [6]	1:01.85 [7]	0:49.80 [6]	0:37.17 [6]	0:24.97 [5]	0:37.17 +3	
		Jake Bayliss		Overall	1200m	(0:13.24)	(0:11.82)	(0:12.05)	(0:12.63)	(0:12.20)	(0:11.93)		
10	7	SUDDEN STRIKE	4	63.6	0:11.68	1:27.46 [10]	1:14.19 [7]	1:02.51 [6]	0:50.30 [7]	0:37.61 [8]	0:25.28 [9]	0:37.61 +4	
		Karl Zechner		Overall	1200m	(0:13.27)	(0:11.68)	(0:12.21)	(0:12.69)	(0:12.33)	(0:12.18)		

Scratched: Mini Power (#17), Five Of Us (#18), Zou Zou Jennika (#19), Happy Coffee (#10), Piertaga (#13)

Report Created: Fri 25 July 2025 14:50 GMT+10 (Note: Timing is based on position data)

Page 1/18

[ ] Ranking at each section and finish  
-:-:- No data available at this section  
NA No data available

SCN Saddle cloth number  
DNF Did not finish  
DNT Did not track

data processed by  TRIPLESDATA



**Sunshine Coast Professional**  
**Race 4: LIFE MEMBER MARY HENZELL QTIS Two-Year-Old Maiden Plate**  
**- 1400m**  
**25 July 2025 - 14:18**



Track Rating: Soft 5, Weather: Fine, Rail Position: +7m Entire

Section					Overall	1200m	1000m	800m	600m	400m	Last 600m		
Field Times					1:25.40 (0:13.01)	1:12.39 (0:11.56)	1:00.83 (0:11.95)	0:48.88 (0:12.53)	0:36.35 (0:12.17)	0:24.18 (0:11.66)	0:36.35		
Rank	TAB	Horse/Jockey	Barrier	Top Speed [km/h]	Fastest Section							Distance Travelled [m]	
11	15	TOI TOI	9	62.3	0:12.01	1:27.47 [11]	1:14.05 [9]	1:01.93 [14]	0:49.75 [14]	0:37.04 [13]	0:24.93 [12]	0:37.04	+6
		Brandon Lerena		Overall	400m	(0:13.42)	(0:12.12)	(0:12.18)	(0:12.71)	(0:12.11)	(0:12.01)		
12	4	LOVER NOTA FIGHTER	6	65.1	0:11.61	1:27.82 [12]	1:14.61 [5]	1:03.00 [5]	0:50.84 [5]	0:38.13 [5]	0:25.77 [7]	0:38.13	+6
		Corey Sutherland		Overall	1200m	(0:13.21)	(0:11.61)	(0:12.16)	(0:12.71)	(0:12.36)	(0:12.25)		
13	1	COMEON KINGWILLIAM	7	63.2	0:11.82	1:28.61 [13]	1:15.26 [8]	1:03.44 [9]	0:51.01 [11]	0:37.84 [14]	0:25.65 [14]	0:37.84	+5
		Rob Thorburn		1200m	1200m	(0:13.35)	(0:11.82)	(0:12.43)	(0:13.17)	(0:12.19)	(0:12.19)		
14	8	WELL HELLO SAILOR	5	63.6	0:11.87	1:29.34 [14]	1:15.78 [11]	1:03.91 [12]	0:51.74 [11]	0:39.10 [11]	0:26.57 [13]	0:39.10	-3
		Cobi Vitler		Overall	1200m	(0:13.56)	(0:11.87)	(0:12.17)	(0:12.64)	(0:12.53)	(0:12.76)		

Scratched: Mini Power (#17), Five Of Us (#18), Zou Zou Jennika (#19), Happy Coffee (#10), Piertaga (#13)



**Sunshine Coast Professional**  
**Race 4: LIFE MEMBER MARY HENZELL QTIS Two-Year-Old Maiden Plate**  
**- 1400m**  
**25 July 2025 - 14:18**



Track Rating: Soft 5, Weather: Fine, Rail Position: +7m Entire

Section Field Times				200m 0:12.52 (0:12.52)				Last 600m 0:36.35	
Rank	TAB	Horse/Jockey	Barrier	Top Speed [km/h]	Fastest Section	Margin		Distance Travelled [m]	
1	3	<b>GO MARO</b>	11	65.3	0:11.23	0:12.52 [1]	1:25.40	0:36.35	
		Angela Jones		1200m	1200m	(0:12.52)			
2	9	<b>COOL MOON</b>	15	65.0	0:11.46	0:12.60 [2]	1.07L	0:35.96	+2
		Kyle Wilson-Taylor		Overall	400m	(0:12.60)			
3	14	<b>PIGGIETALES</b>	13	63.8	0:11.49	0:12.23 [5]	2.15L	0:35.68	+3
		Jaden Lloyd		1200m	400m	(0:12.23)			
4	11	<b>MISHANI GLAZE</b>	10	65.7	0:11.56	0:12.71 [3]	2.68L	0:36.59	-2
		Olivia Kendal		Overall	1200m	(0:12.71)			
5	2	<b>FLOP SHOT</b>	12	64.1	0:11.43	0:12.25 [7]	3.59L	0:35.74	+2
		Damien Thornton		400m	400m	(0:12.25)			
6	12	<b>NEWEVA</b>	8	64.7	0:11.69	0:12.56 [4]	4.07L	0:36.50	-1
		Dylan Turner		Overall	400m	(0:12.56)			
7	6	<b>SPOT THE AUSSIE</b>	14	63.5	0:11.65	0:12.21 [9]	5.46L	0:36.17	+7
		Luke Dempsey		Overall	400m	(0:12.21)			
8	5	<b>NOTFORTHEMONEY</b>	1	64.3	0:11.73	0:12.61 [6]	5.58L	0:36.55	+1
		Bailey Wheeler		Overall	400m	(0:12.61)			
9	16	<b>INSIDE PASSAGE</b>	2	64.3	0:11.82	0:13.04 [8]	8.89L	0:37.17	+3
		Jake Bayliss		Overall	1200m	(0:13.04)			
10	7	<b>SUDDEN STRIKE</b>	4	63.6	0:11.68	0:13.10 [11]	12.09L	0:37.61	+4
		Karl Zechner		Overall	1200m	(0:13.10)			

Scratched: Mini Power (#17), Five Of Us (#18), Zou Zou Jennika (#19), Happy Coffee (#10), Piertaga (#13)



**Sunshine Coast Professional**  
**Race 4: LIFE MEMBER MARY HENZELL QTIS Two-Year-Old Maiden Plate**  
**- 1400m**  
**25 July 2025 - 14:18**



Track Rating: Soft 5, Weather: Fine, Rail Position: +7m Entire

Section		200m						Last 600m	
Field Times		0:12.52 (0:12.52)						0:36.35	
Rank	TAB	Horse/Jockey	Barrier	Top Speed [km/h]	Fastest Section	Margin		Distance Travelled [m]	
11	15	TOI TOI	9	62.3	0:12.01	0:12.92 [12]	12.16L	0:37.04	+6
		Brandon Lerena		Overall	400m	(0:12.92)			
12	4	LOVER NOTA FIGHTER	6	65.1	0:11.61	0:13.52 [10]	14.2L	0:38.13	+6
		Corey Sutherland		Overall	1200m	(0:13.52)			
13	1	COMEON KINGWILLIAM	7	63.2	0:11.82	0:13.46 [13]	18.88L	0:37.84	+5
		Rob Thorburn		1200m	1200m	(0:13.46)			
14	8	WELL HELLO SAILOR	5	63.6	0:11.87	0:13.81 [14]	23.14L	0:39.10	-3
		Cobi Vitler		Overall	1200m	(0:13.81)			

Scratched: Mini Power (#17), Five Of Us (#18), Zou Zou Jennika (#19), Happy Coffee (#10), Piertaga (#13)





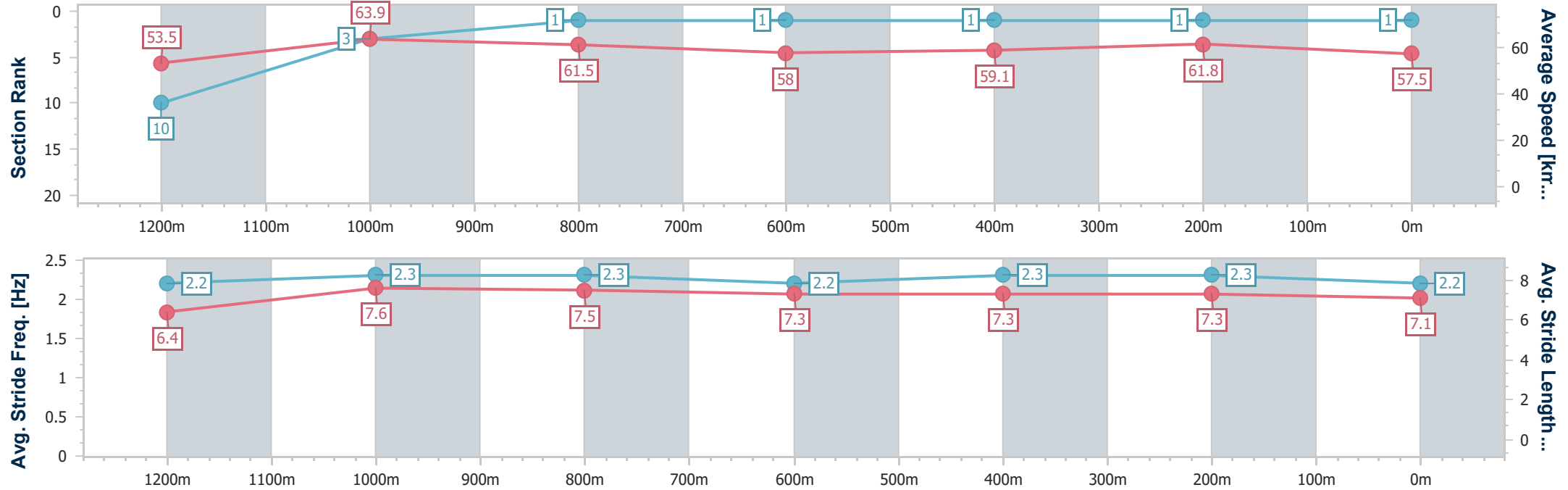
Horse/Jockey Name	Go Maro
Final Rank	1
Fastest Section Time (Section)	0:11.23 (1200m)
Top Speed [km/h] (Section)	65.3 (1200m)
Race State	Finished



Sunshine CoastProfessional  
Race 4: LIFE MEMBER MARY HENZELL QTIS Two-Year-Old  
Maiden Plate - 1400m  
25 July 2025 - 14:18  
Track Rating: Soft 5, Weather: Fine, Rail Position: +7m Entire



Section	Overall	1200m	1000m	800m	600m	400m	200m						
Section Times	1:25.40 [1] (0:13.51)	1:11.89 [10] (0:11.23)	1:00.66 [3] (0:11.78)	0:48.88 [1] (0:12.53)	0:36.35 [1] (0:12.17)	0:24.18 [1] (0:11.66)	0:12.52 [1] (0:12.52)						
Average Speed [km/h]	53.5	63.9	61.5	58.0	59.1	61.8	57.5						
Top Speed [km/h]	64.8	65.3	64.3	58.8	61.8	62.9	60.5						
Avg. Dist. to Rail [m]	9.5	6.4	3.4	1.2	0.4	3.3	5.9						
Avg. Stride Freq. [Hz]	2.2	2.3	2.3	2.2	2.3	2.3	2.2						
Avg. Stride Length [m]	6.4	7.6	7.5	7.3	7.3	7.3	7.1						





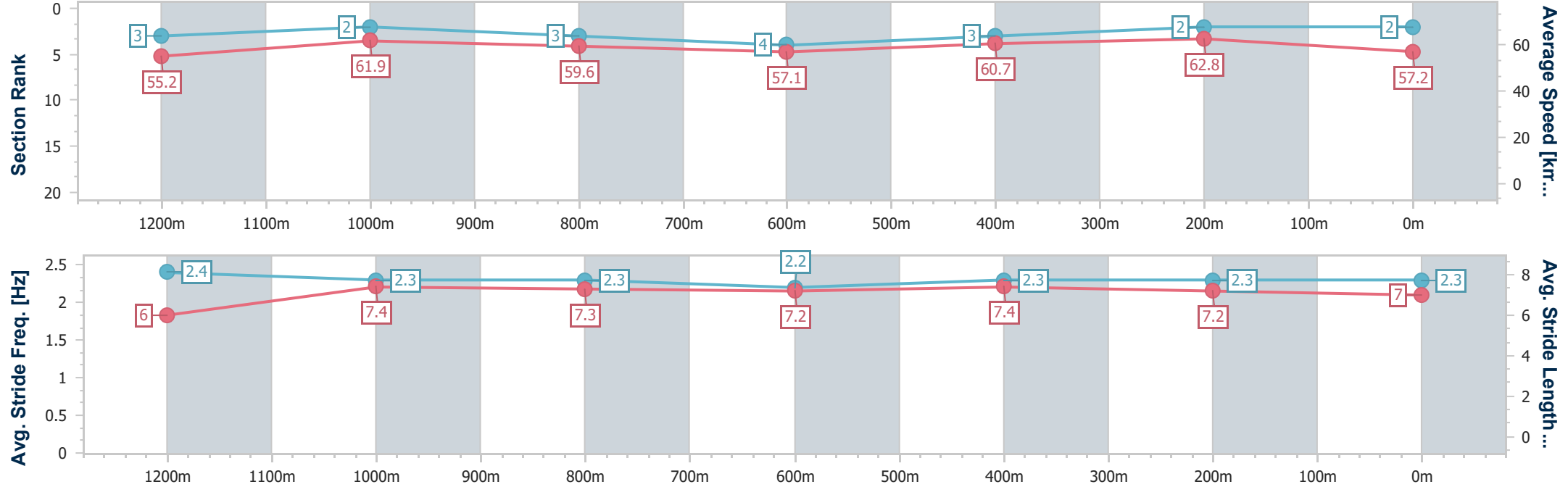
Horse/Jockey Name	Cool Moon
Final Rank	2
Fastest Section Time (Section)	0:11.46 (400m)
Top Speed [km/h] (Section)	65.0 (Overall)
Race State	Finished



Sunshine CoastProfessional  
Race 4: LIFE MEMBER MARY HENZELL QTIS Two-Year-Old  
Maiden Plate - 1400m  
25 July 2025 - 14:18  
Track Rating: Soft 5, Weather: Fine, Rail Position: +7m Entire



Section	Overall	1200m	1000m	800m	600m	400m	200m						
Section Times	1:25.59 [2] (0:13.07)	1:12.52 [3] (0:11.66)	1:00.86 [2] (0:12.14)	0:48.72 [3] (0:12.76)	0:35.96 [4] (0:11.90)	0:24.06 [3] (0:11.46)	0:12.60 [2] (0:12.60)						
Average Speed [km/h]	55.2	61.9	59.6	57.1	60.7	62.8	57.2						
Top Speed [km/h]	65.0	64.1	61.8	58.3	63.4	64.5	60.3						
Avg. Dist. to Rail [m]	10.1	3.6	2.4	2.2	0.6	3.2	6.5						
Avg. Stride Freq. [Hz]	2.4	2.3	2.3	2.2	2.3	2.3	2.3						
Avg. Stride Length [m]	6.0	7.4	7.3	7.2	7.4	7.2	7.0						





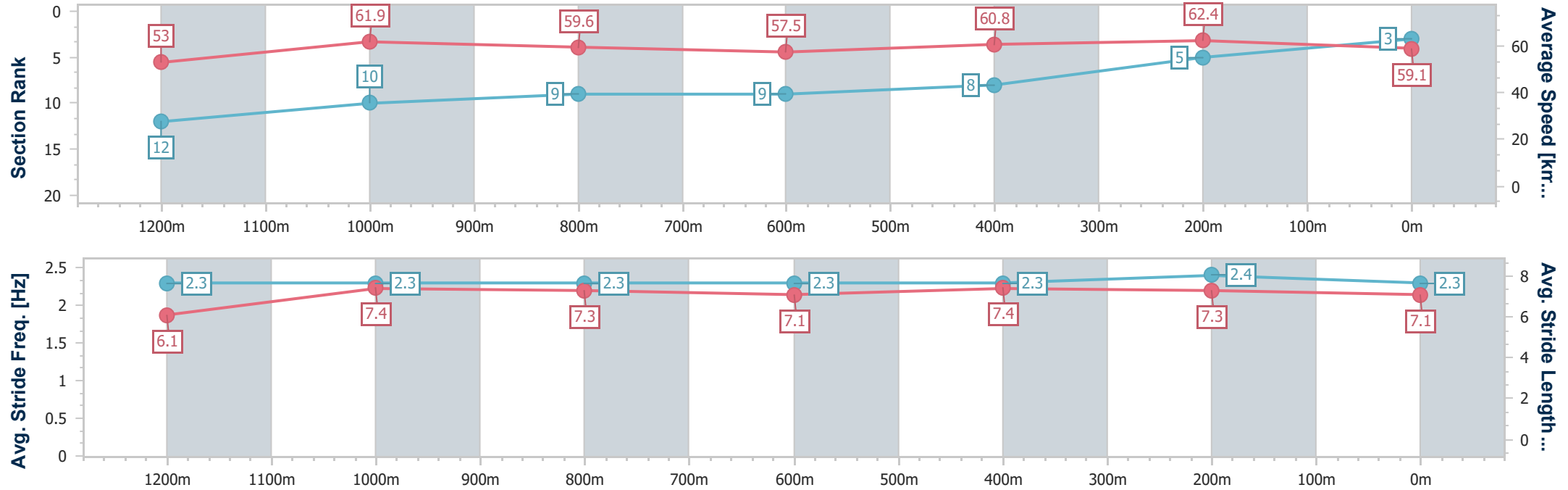
Horse/Jockey Name	Piggietales
Final Rank	3
Fastest Section Time (Section)	0:11.49 (400m)
Top Speed [km/h] (Section)	63.8 (1200m)
Race State	Finished



Sunshine CoastProfessional  
Race 4: LIFE MEMBER MARY HENZELL QTIS Two-Year-Old  
Maiden Plate - 1400m  
25 July 2025 - 14:18  
Track Rating: Soft 5, Weather: Fine, Rail Position: +7m Entire



Section	Overall	1200m	1000m	800m	600m	400m	200m						
Section Times	1:25.77 [3] (0:13.61)	1:12.16 [12] (0:11.64)	1:00.52 [10] (0:12.16)	0:48.36 [9] (0:12.68)	0:35.68 [9] (0:11.96)	0:23.72 [8] (0:11.49)	0:12.23 [5] (0:12.23)						
Average Speed [km/h]	53.0	61.9	59.6	57.5	60.8	62.4	59.1						
Top Speed [km/h]	63.8	63.8	61.2	58.8	63.5	63.5	62.0						
Avg. Dist. to Rail [m]	10.0	3.8	2.9	2.5	1.3	2.8	7.4						
Avg. Stride Freq. [Hz]	2.3	2.3	2.3	2.3	2.3	2.4	2.3						
Avg. Stride Length [m]	6.1	7.4	7.3	7.1	7.4	7.3	7.1						



- [ ] Ranking at each section and finish
- .-.-.- No data available at this section
- NA No data available



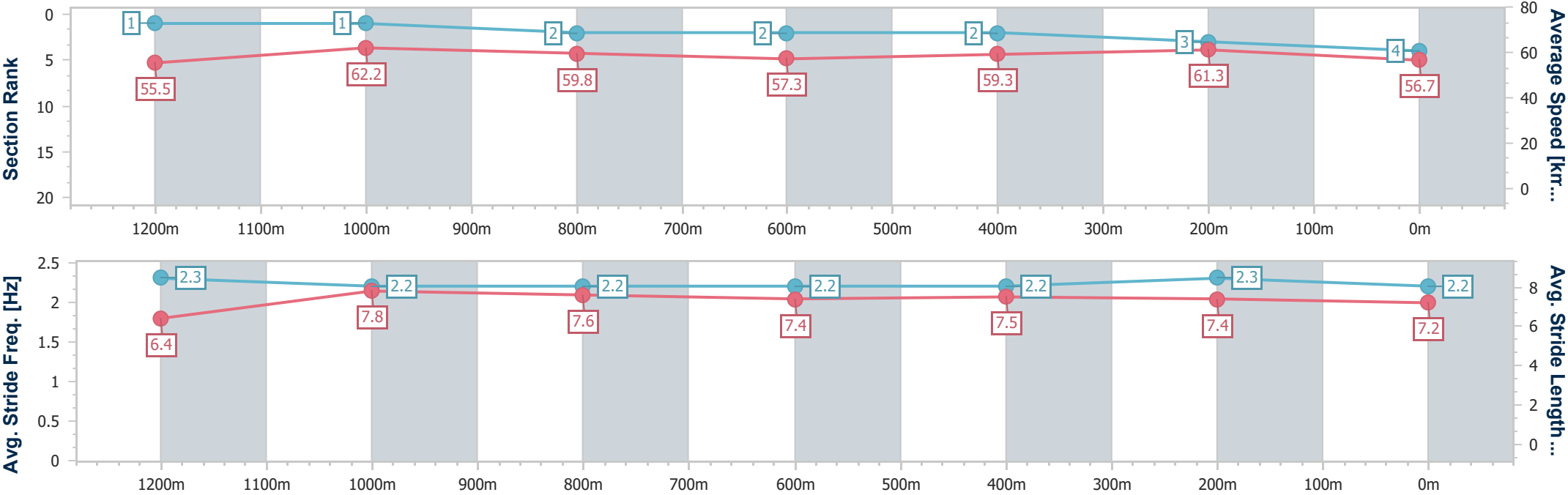
Horse/Jockey Name	Mishani Glaze
Final Rank	4
Fastest Section Time (Section)	0:11.56 (1200m)
Top Speed [km/h] (Section)	65.7 (Overall)
Race State	Finished



Sunshine CoastProfessional  
Race 4: LIFE MEMBER MARY HENZELL QTIS Two-Year-Old  
Maiden Plate - 1400m  
25 July 2025 - 14:18  
Track Rating: Soft 5, Weather: Fine, Rail Position: +7m Entire



Section	Overall	1200m	1000m	800m	600m	400m	200m						
Section Times	1:25.86 [4] (0:13.01)	1:12.85 [1] (0:11.56)	1:01.29 [1] (0:12.07)	0:49.22 [2] (0:12.63)	0:36.59 [2] (0:12.12)	0:24.47 [2] (0:11.76)	0:12.71 [3] (0:12.71)						
Average Speed [km/h]	55.5	62.2	59.8	57.3	59.3	61.3	56.7						
Top Speed [km/h]	65.7	65.0	61.5	58.2	61.8	62.3	59.5						
Avg. Dist. to Rail [m]	8.6	3.8	1.7	0.5	0.2	1.1	5.2						
Avg. Stride Freq. [Hz]	2.3	2.2	2.2	2.2	2.2	2.3	2.2						
Avg. Stride Length [m]	6.4	7.8	7.6	7.4	7.5	7.4	7.2						





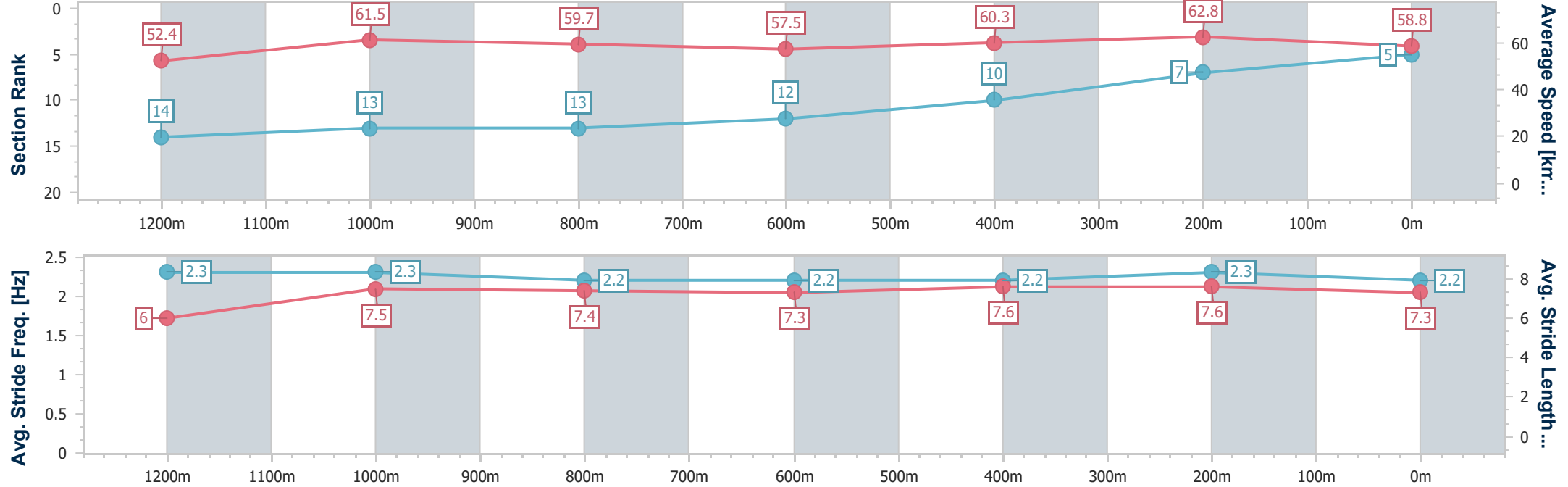
Horse/Jockey Name	Flop Shot
Final Rank	5
Fastest Section Time (Section)	0:11.43 (400m)
Top Speed [km/h] (Section)	64.1 (400m)
Race State	Finished



Sunshine CoastProfessional  
Race 4: LIFE MEMBER MARY HENZELL QTIS Two-Year-Old  
Maiden Plate - 1400m  
25 July 2025 - 14:18  
Track Rating: Soft 5, Weather: Fine, Rail Position: +7m Entire



Section	Overall	1200m	1000m	800m	600m	400m	200m						
Section Times	1:26.01 [5] (0:13.74)	1:12.27 [14] (0:11.75)	1:00.52 [13] (0:12.13)	0:48.39 [13] (0:12.65)	0:35.74 [12] (0:12.06)	0:23.68 [10] (0:11.43)	0:12.25 [7] (0:12.25)						
Average Speed [km/h]	52.4	61.5	59.7	57.5	60.3	62.8	58.8						
Top Speed [km/h]	63.8	63.0	61.3	58.7	62.2	64.1	62.0						
Avg. Dist. to Rail [m]	8.0	2.3	2.9	1.8	1.0	2.8	5.3						
Avg. Stride Freq. [Hz]	2.3	2.3	2.2	2.2	2.2	2.3	2.2						
Avg. Stride Length [m]	6.0	7.5	7.4	7.3	7.6	7.6	7.3						



- [ ] Ranking at each section and finish
- .-.- No data available at this section
- NA No data available



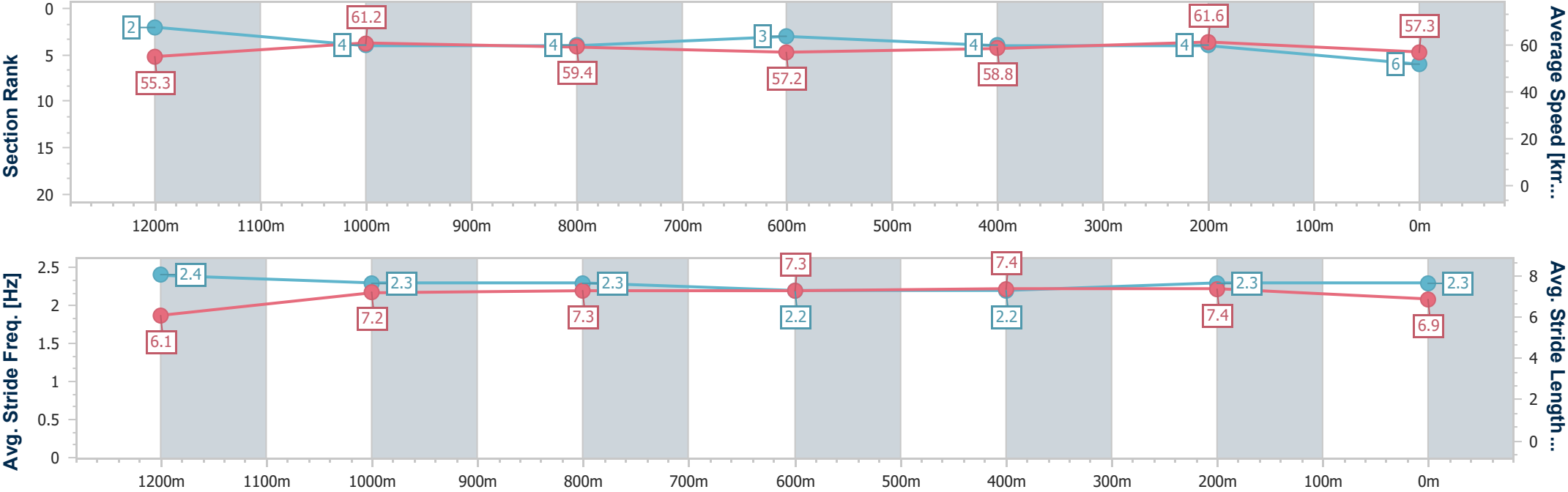
Horse/Jockey Name	Neweva
Final Rank	6
Fastest Section Time (Section)	0:11.69 (400m)
Top Speed [km/h] (Section)	64.7 (Overall)
Race State	Finished



Sunshine CoastProfessional  
Race 4: LIFE MEMBER MARY HENZELL QTIS Two-Year-Old  
Maiden Plate - 1400m  
25 July 2025 - 14:18  
Track Rating: Soft 5, Weather: Fine, Rail Position: +7m Entire



Section	Overall	1200m	1000m	800m	600m	400m	200m						
Section Times	1:26.10 [6] (0:13.02)	1:13.08 [2] (0:11.79)	1:01.29 [4] (0:12.14)	0:49.15 [4] (0:12.65)	0:36.50 [3] (0:12.25)	0:24.25 [4] (0:11.69)	0:12.56 [4] (0:12.56)						
Average Speed [km/h]	55.3	61.2	59.4	57.2	58.8	61.6	57.3						
Top Speed [km/h]	64.7	64.3	61.0	58.0	61.3	62.3	61.0						
Avg. Dist. to Rail [m]	6.0	2.6	1.6	0.5	0.6	4.6	8.5						
Avg. Stride Freq. [Hz]	2.4	2.3	2.3	2.2	2.2	2.3	2.3						
Avg. Stride Length [m]	6.1	7.2	7.3	7.3	7.4	7.4	6.9						





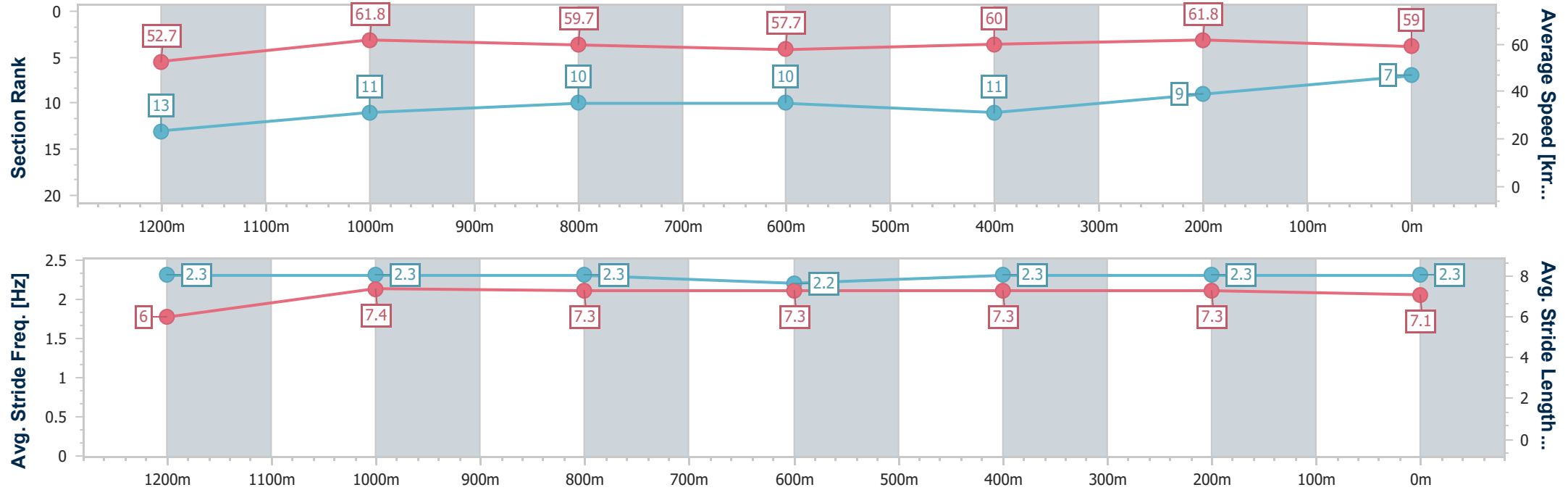
Horse/Jockey Name	Spot The Aussie
Final Rank	7
Fastest Section Time (Section)	0:11.65 (400m)
Top Speed [km/h] (Section)	63.5 (Overall)
Race State	Finished



Sunshine CoastProfessional  
Race 4: LIFE MEMBER MARY HENZELL QTIS Two-Year-Old  
Maiden Plate - 1400m  
25 July 2025 - 14:18  
Track Rating: Soft 5, Weather: Fine, Rail Position: +7m Entire



Section	Overall	1200m	1000m	800m	600m	400m	200m						
Section Times	1:26.33 [7] (0:13.62)	1:12.71 [13] (0:11.66)	1:01.05 [11] (0:12.20)	0:48.85 [10] (0:12.68)	0:36.17 [10] (0:12.31)	0:23.86 [11] (0:11.65)	0:12.21 [9] (0:12.21)						
Average Speed [km/h]	52.7	61.8	59.7	57.7	60.0	61.8	59.0						
Top Speed [km/h]	63.5	63.0	60.4	59.2	61.2	62.5	61.1						
Avg. Dist. to Rail [m]	10.7	4.1	3.3	3.1	4.1	10.8	11.5						
Avg. Stride Freq. [Hz]	2.3	2.3	2.3	2.2	2.3	2.3	2.3						
Avg. Stride Length [m]	6.0	7.4	7.3	7.3	7.3	7.3	7.1						



- [ ] Ranking at each section and finish
- .-.-.- No data available at this section
- NA No data available



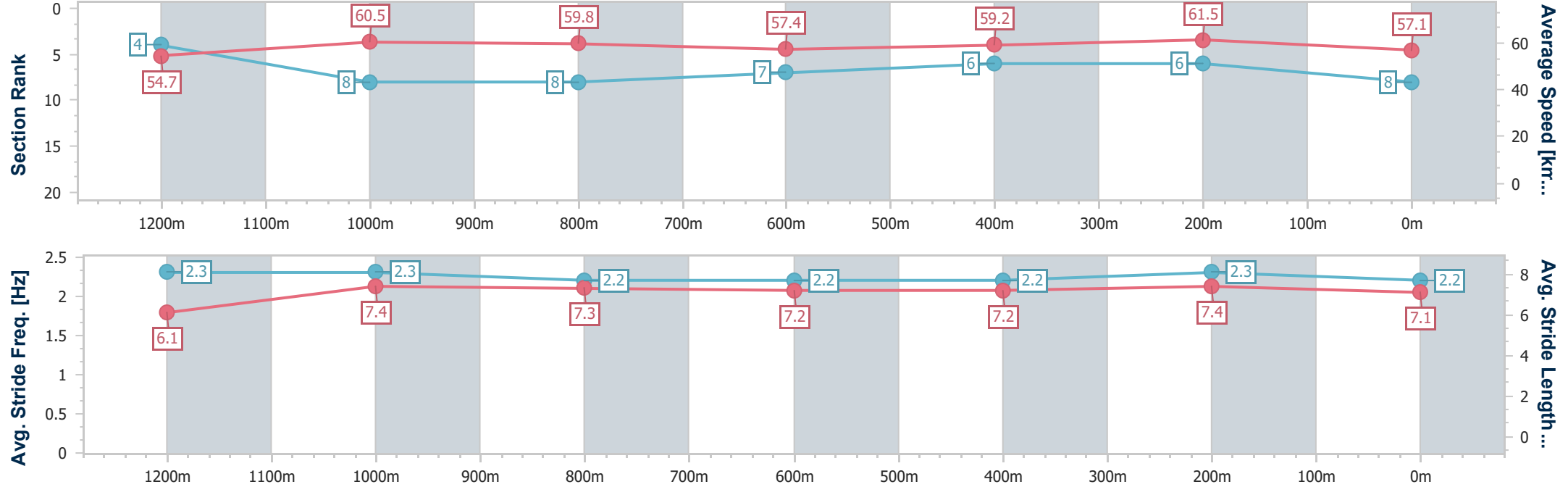
Horse/Jockey Name	Notforthemoney
Final Rank	8
Fastest Section Time (Section)	0:11.73 (400m)
Top Speed [km/h] (Section)	64.3 (Overall)
Race State	Finished



Sunshine CoastProfessional  
Race 4: LIFE MEMBER MARY HENZELL QTIS Two-Year-Old  
Maiden Plate - 1400m  
25 July 2025 - 14:18  
Track Rating: Soft 5, Weather: Fine, Rail Position: +7m Entire



Section	Overall	1200m	1000m	800m	600m	400m	200m						
Section Times	1:26.35 [8] (0:13.18)	1:13.17 [4] (0:11.93)	1:01.24 [8] (0:12.10)	0:49.14 [8] (0:12.59)	0:36.55 [7] (0:12.21)	0:24.34 [6] (0:11.73)	0:12.61 [6] (0:12.61)						
Average Speed [km/h]	54.7	60.5	59.8	57.4	59.2	61.5	57.1						
Top Speed [km/h]	64.3	63.0	61.8	58.4	61.8	62.1	60.0						
Avg. Dist. to Rail [m]	1.8	1.5	1.5	1.2	0.6	4.0	5.4						
Avg. Stride Freq. [Hz]	2.3	2.3	2.2	2.2	2.2	2.3	2.2						
Avg. Stride Length [m]	6.1	7.4	7.3	7.2	7.2	7.4	7.1						







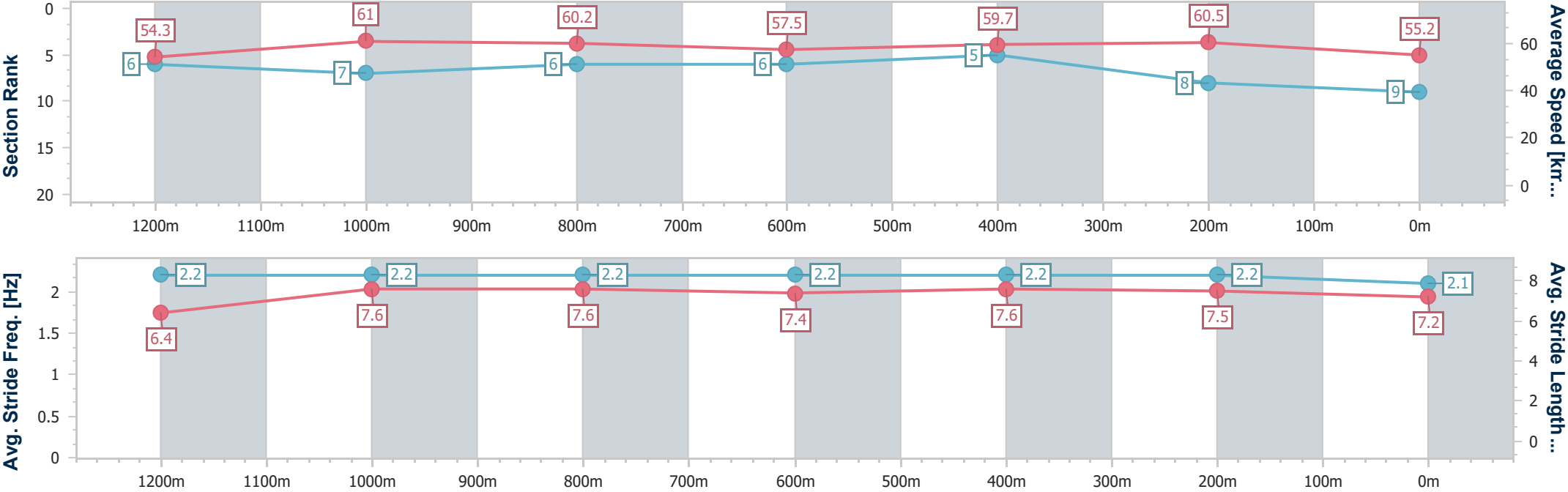
Horse/Jockey Name	Inside Passage
Final Rank	9
Fastest Section Time (Section)	0:11.82 (1200m)
Top Speed [km/h] (Section)	64.3 (Overall)
Race State	Finished



Sunshine CoastProfessional  
Race 4: LIFE MEMBER MARY HENZELL QTIS Two-Year-Old  
Maiden Plate - 1400m  
25 July 2025 - 14:18  
Track Rating: Soft 5, Weather: Fine, Rail Position: +7m Entire



Section	Overall	1200m	1000m	800m	600m	400m	200m						
Section Times	1:26.91 [9] (0:13.24)	1:13.67 [6] (0:11.82)	1:01.85 [7] (0:12.05)	0:49.80 [6] (0:12.63)	0:37.17 [6] (0:12.20)	0:24.97 [5] (0:11.93)	0:13.04 [8] (0:13.04)						
Average Speed [km/h]	54.3	61.0	60.2	57.5	59.7	60.5	55.2						
Top Speed [km/h]	64.3	64.3	61.5	58.8	61.0	61.4	58.3						
Avg. Dist. to Rail [m]	3.1	2.8	2.5	2.2	2.0	5.8	7.1						
Avg. Stride Freq. [Hz]	2.2	2.2	2.2	2.2	2.2	2.2	2.1						
Avg. Stride Length [m]	6.4	7.6	7.6	7.4	7.6	7.5	7.2						





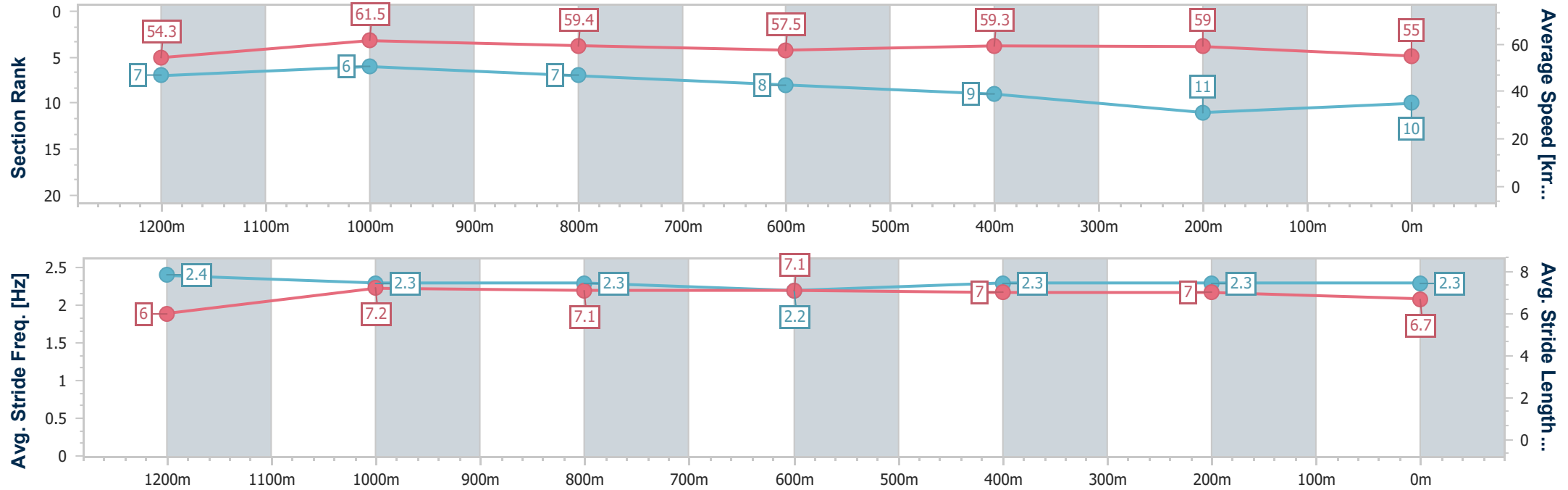
Horse/Jockey Name	Sudden Strike
Final Rank	10
Fastest Section Time (Section)	0:11.68 (1200m)
Top Speed [km/h] (Section)	63.6 (Overall)
Race State	Finished



Sunshine CoastProfessional  
Race 4: LIFE MEMBER MARY HENZELL QTIS Two-Year-Old  
Maiden Plate - 1400m  
25 July 2025 - 14:18  
Track Rating: Soft 5, Weather: Fine, Rail Position: +7m Entire



Section	Overall	1200m	1000m	800m	600m	400m	200m						
Section Times	1:27.46 [10] (0:13.27)	1:14.19 [7] (0:11.68)	1:02.51 [6] (0:12.21)	0:50.30 [7] (0:12.69)	0:37.61 [8] (0:12.33)	0:25.28 [9] (0:12.18)	0:13.10 [11] (0:13.10)						
Average Speed [km/h]	54.3	61.5	59.4	57.5	59.3	59.0	55.0						
Top Speed [km/h]	63.6	63.1	60.7	58.6	60.2	60.0	57.6						
Avg. Dist. to Rail [m]	4.4	3.6	3.5	2.5	2.2	6.0	5.9						
Avg. Stride Freq. [Hz]	2.4	2.3	2.3	2.2	2.3	2.3	2.3						
Avg. Stride Length [m]	6.0	7.2	7.1	7.1	7.0	7.0	6.7						





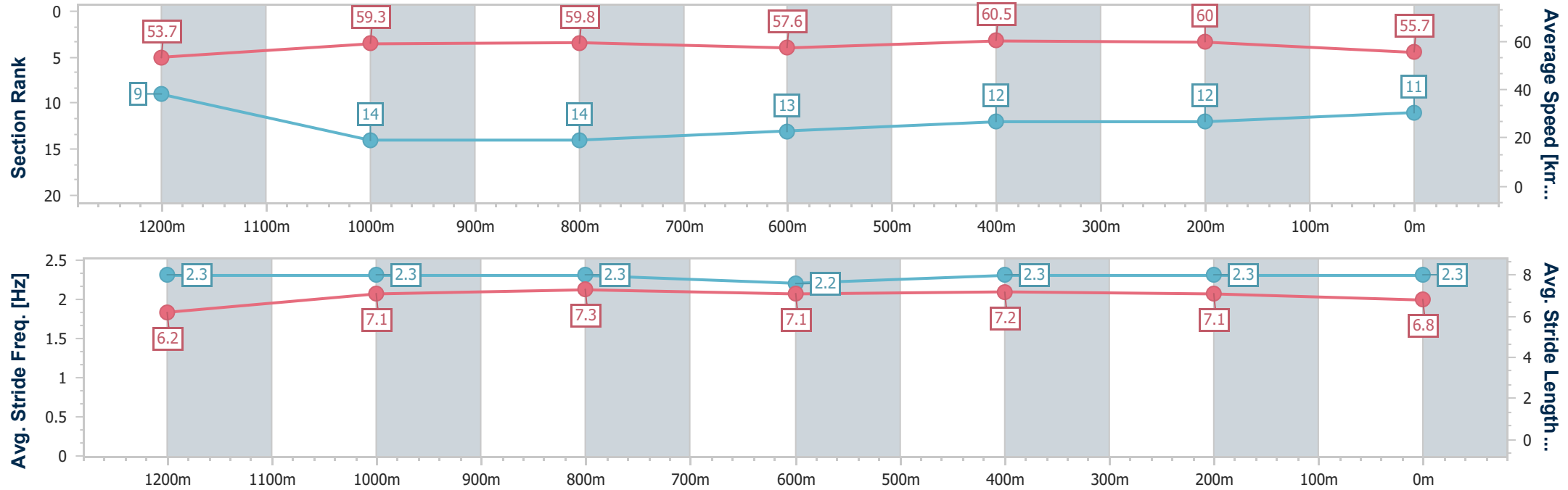
Horse/Jockey Name	Toi Toi
Final Rank	11
Fastest Section Time (Section)	0:12.01 (400m)
Top Speed [km/h] (Section)	62.3 (Overall)
Race State	Finished



Sunshine CoastProfessional  
Race 4: LIFE MEMBER MARY HENZELL QTIS Two-Year-Old  
Maiden Plate - 1400m  
25 July 2025 - 14:18  
Track Rating: Soft 5, Weather: Fine, Rail Position: +7m Entire



Section	Overall	1200m	1000m	800m	600m	400m	200m						
Section Times	1:27.47 [11] (0:13.42)	1:14.05 [9] (0:12.12)	1:01.93 [14] (0:12.18)	0:49.75 [14] (0:12.71)	0:37.04 [13] (0:12.11)	0:24.93 [12] (0:12.01)	0:12.92 [12] (0:12.92)						
Average Speed [km/h]	53.7	59.3	59.8	57.6	60.5	60.0	55.7						
Top Speed [km/h]	62.3	61.7	60.5	60.6	60.7	61.4	58.8						
Avg. Dist. to Rail [m]	8.5	5.5	3.7	3.2	2.3	8.6	10.2						
Avg. Stride Freq. [Hz]	2.3	2.3	2.3	2.2	2.3	2.3	2.3						
Avg. Stride Length [m]	6.2	7.1	7.3	7.1	7.2	7.1	6.8						





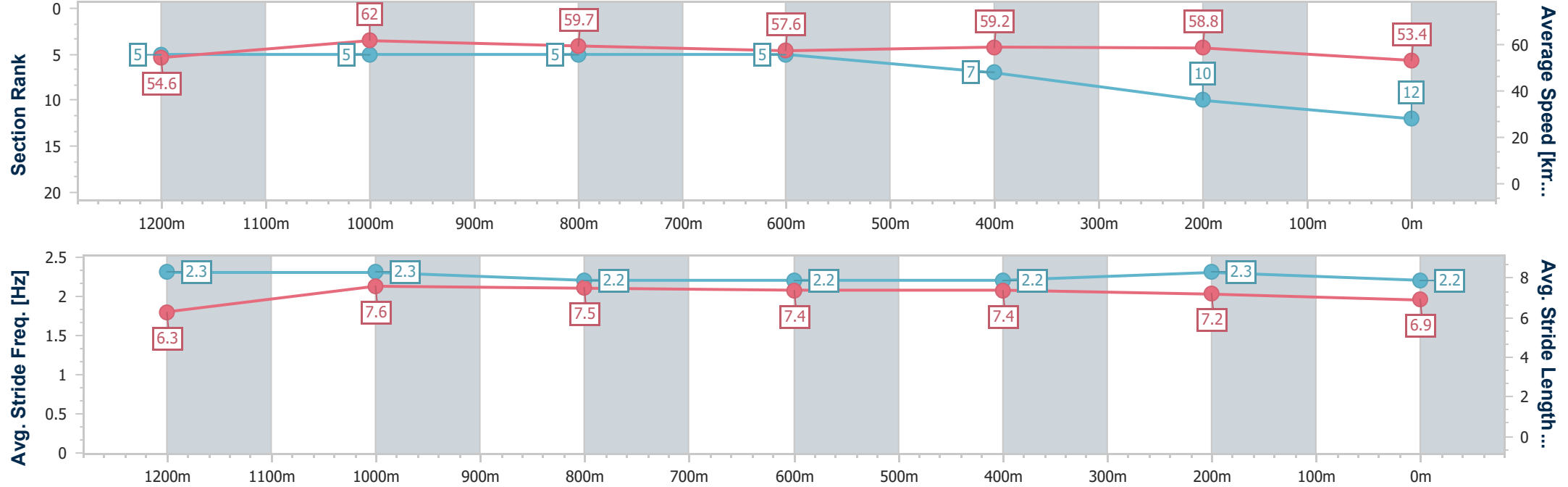
Horse/Jockey Name	Lover Nota Fighter
Final Rank	12
Fastest Section Time (Section)	0:11.61 (1200m)
Top Speed [km/h] (Section)	65.1 (Overall)
Race State	Finished



Sunshine CoastProfessional  
Race 4: LIFE MEMBER MARY HENZELL QTIS Two-Year-Old  
Maiden Plate - 1400m  
25 July 2025 - 14:18  
Track Rating: Soft 5, Weather: Fine, Rail Position: +7m Entire



Section	Overall	1200m	1000m	800m	600m	400m	200m						
Section Times	1:27.82 [12] (0:13.21)	1:14.61 [5] (0:11.61)	1:03.00 [5] (0:12.16)	0:50.84 [5] (0:12.71)	0:38.13 [5] (0:12.36)	0:25.77 [7] (0:12.25)	0:13.52 [10] (0:13.52)						
Average Speed [km/h]	54.6	62.0	59.7	57.6	59.2	58.8	53.4						
Top Speed [km/h]	65.1	63.1	62.5	58.2	59.9	59.8	57.0						
Avg. Dist. to Rail [m]	5.9	4.9	3.3	2.9	3.1	6.9	6.6						
Avg. Stride Freq. [Hz]	2.3	2.3	2.2	2.2	2.2	2.3	2.2						
Avg. Stride Length [m]	6.3	7.6	7.5	7.4	7.4	7.2	6.9						



- [ ] Ranking at each section and finish
- .-.- No data available at this section
- NA No data available



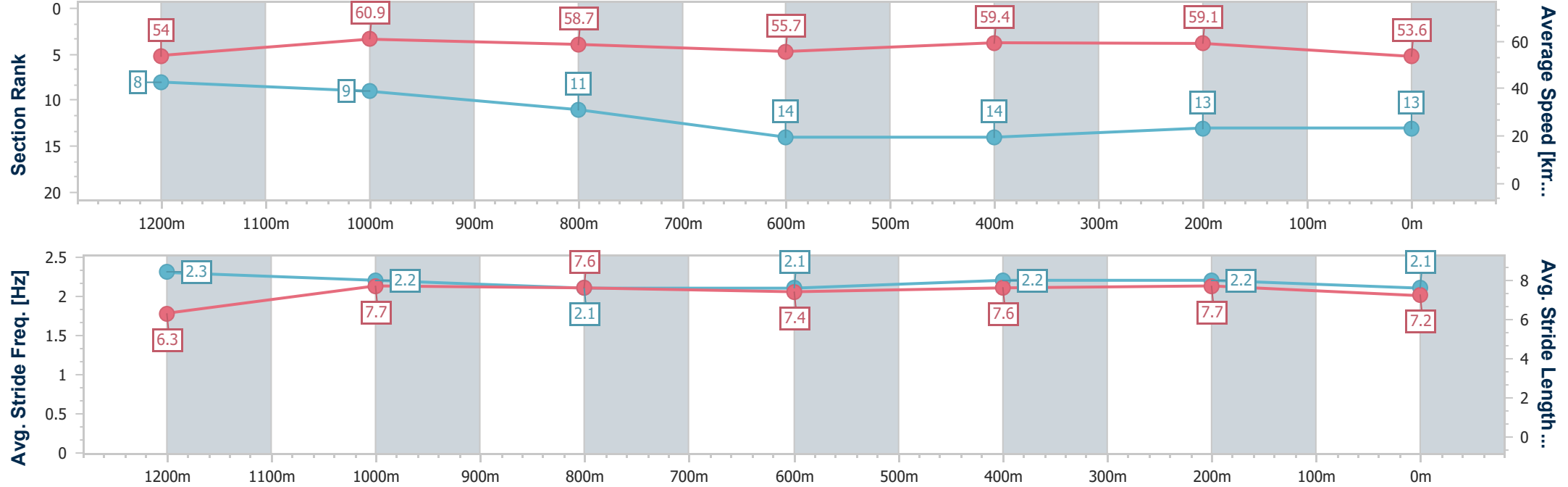
Horse/Jockey Name	Comeon Kingwilliam
Final Rank	13
Fastest Section Time (Section)	0:11.82 (1200m)
Top Speed [km/h] (Section)	63.2 (1200m)
Race State	Finished



Sunshine CoastProfessional  
Race 4: LIFE MEMBER MARY HENZELL QTIS Two-Year-Old  
Maiden Plate - 1400m  
25 July 2025 - 14:18  
Track Rating: Soft 5, Weather: Fine, Rail Position: +7m Entire



Section	Overall	1200m	1000m	800m	600m	400m	200m						
Section Times	1:28.61 [13] (0:13.35)	1:15.26 [8] (0:11.82)	1:03.44 [9] (0:12.43)	0:51.01 [11] (0:13.17)	0:37.84 [14] (0:12.19)	0:25.65 [14] (0:12.19)	0:13.46 [13] (0:13.46)						
Average Speed [km/h]	54.0	60.9	58.7	55.7	59.4	59.1	53.6						
Top Speed [km/h]	63.1	63.2	59.8	58.1	60.2	59.8	57.6						
Avg. Dist. to Rail [m]	6.8	5.5	4.7	3.3	1.2	3.3	4.9						
Avg. Stride Freq. [Hz]	2.3	2.2	2.1	2.1	2.2	2.2	2.1						
Avg. Stride Length [m]	6.3	7.7	7.6	7.4	7.6	7.7	7.2						





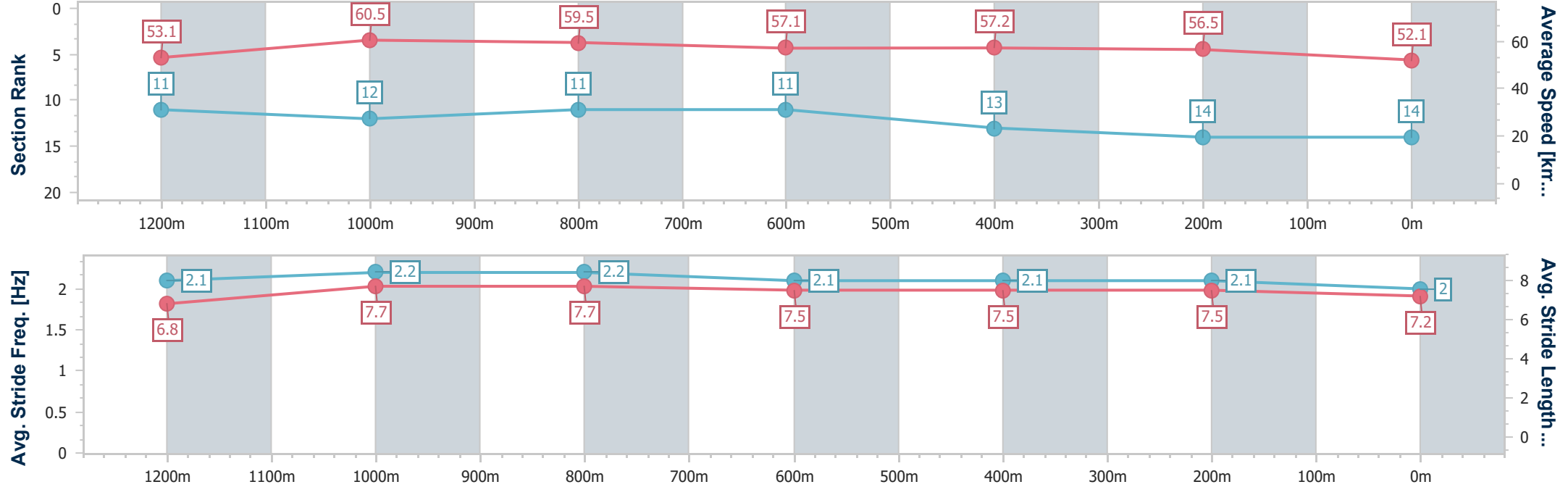
Horse/Jockey Name	Well Hello Sailor
Final Rank	14
Fastest Section Time (Section)	0:11.87 (1200m)
Top Speed [km/h] (Section)	63.6 (Overall)
Race State	Finished



Sunshine CoastProfessional  
Race 4: LIFE MEMBER MARY HENZELL QTIS Two-Year-Old  
Maiden Plate - 1400m  
25 July 2025 - 14:18  
Track Rating: Soft 5, Weather: Fine, Rail Position: +7m Entire



Section	Overall	1200m	1000m	800m	600m	400m	200m						
Section Times	1:29.34 [14] (0:13.56)	1:15.78 [11] (0:11.87)	1:03.91 [12] (0:12.17)	0:51.74 [11] (0:12.64)	0:39.10 [11] (0:12.53)	0:26.57 [13] (0:12.76)	0:13.81 [14] (0:13.81)						
Average Speed [km/h]	53.1	60.5	59.5	57.1	57.2	56.5	52.1						
Top Speed [km/h]	63.6	63.3	60.8	58.2	58.2	57.1	55.5						
Avg. Dist. to Rail [m]	4.1	1.9	1.4	0.4	0.3	0.6	0.8						
Avg. Stride Freq. [Hz]	2.1	2.2	2.2	2.1	2.1	2.1	2.0						
Avg. Stride Length [m]	6.8	7.7	7.7	7.5	7.5	7.5	7.2						





# Sunshine Coast Professional

## Race 5: LIFE MEMBER NEIL MANSELL Class 5 Handicap - 1000m

25 July 2025 - 14:56



Track Rating: Soft 5, Weather: Fine, Rail Position: +7m Entire

Section						Overall	800m	600m	400m	200m	Last 600m		
Field Times						0:57.80 (0:12.70)	0:45.10 (0:11.01)	0:34.09 (0:11.14)	0:22.95 (0:11.16)	0:11.79 (0:11.79)	0:34.09		
Rank	TAB	Horse/Jockey	Barrier	Top Speed [km/h]	Fastest Section	Margin						Distance Travelled [m]	
1	4	THELWELL	6	67.2	0:10.81	0:57.80 [1]	0:44.82 [3]	0:33.77 [4]	0:22.58 [5]	0:11.77 [2]	0:57.80	0:33.77	
		Olivia Webb		400m	400m	(0:12.98)	(0:11.05)	(0:11.19)	(0:10.81)	(0:11.77)			
2	5	FIGHTING IDOL	2	67.2	0:10.88	0:57.80 [2]	0:44.57 [7]	0:33.69 [6]	0:22.40 [6]	0:11.49 [6]	0.03L	0:33.69 -4	
		Dale Smith		800m	800m	(0:13.23)	(0:10.88)	(0:11.29)	(0:10.91)	(0:11.49)			
3	9	LITTLE VISTA	3	66.3	0:11.04	0:57.99 [3]	0:45.00 [5]	0:33.96 [4]	0:22.82 [4]	0:11.76 [5]	1.14L	0:33.96 -4	
		Georgina Cartwright		800m	800m	(0:12.99)	(0:11.04)	(0:11.14)	(0:11.06)	(0:11.76)			
4	8	ZINGALONG	5	67.3	0:11.01	0:58.00 [4]	0:45.30 [1]	0:34.29 [1]	0:23.15 [1]	0:11.95 [3]	1.19L	0:34.29 -1	
		Montana Philpot		800m	800m	(0:12.70)	(0:11.01)	(0:11.14)	(0:11.20)	(0:11.95)			
5	2	THE FIXER	7	66.8	0:10.86	0:58.05 [5]	0:45.06 [4]	0:34.20 [2]	0:23.17 [2]	0:12.04 [1]	1.48L	0:34.20 -6	
		Jake Bayliss		800m	800m	(0:12.99)	(0:10.86)	(0:11.03)	(0:11.13)	(0:12.04)			
6	6	DEFERENTIAL	1	68.7	0:10.96	0:58.29 [6]	0:45.38 [2]	0:34.42 [3]	0:23.31 [3]	0:12.13 [4]	2.87L	0:34.42 -3	
		Angela Jones		800m	800m	(0:12.91)	(0:10.96)	(0:11.11)	(0:11.18)	(0:12.13)			
7	10	MISS HELMUT	8	66.4	0:11.19	0:58.96 [7]	0:45.95 [6]	0:34.76 [7]	0:23.44 [7]	0:12.22 [7]	6.81L	0:34.76 +2	
		Shania Willis		800m	800m	(0:13.01)	(0:11.19)	(0:11.32)	(0:11.22)	(0:12.22)			

Scratched: Troika (#3), Kat Chinna (#7), I See You Coming (#1)



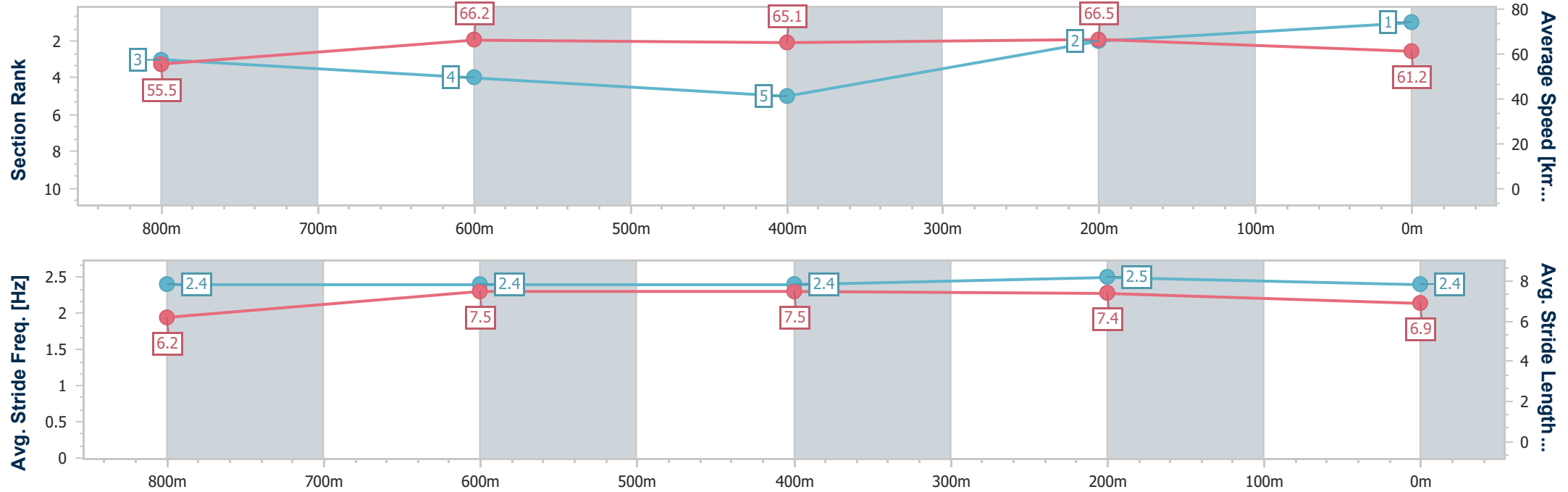
Horse/Jockey Name	Thelwell
Final Rank	1
Fastest Section Time (Section)	0:10.81 (400m)
Top Speed [km/h] (Section)	67.2 (400m)
Race State	Finished



Sunshine CoastProfessional  
Race 5: LIFE MEMBER NEIL MANSELL Class 5 Handicap - 1000m  
25 July 2025 - 14:56  
Track Rating: Soft 5, Weather: Fine, Rail Position: +7m Entire



Section	Overall	800m	600m	400m	200m														
Section Times	0:57.80 [1] (0:12.98)	0:44.82 [3] (0:11.05)	0:33.77 [4] (0:11.19)	0:22.58 [5] (0:10.81)	0:11.77 [2] (0:11.77)														
Average Speed [km/h]	55.5	66.2	65.1	66.5	61.2														
Top Speed [km/h]	66.7	67.1	66.2	67.2	65.0														
Avg. Dist. to Rail [m]	5.1	3.7	1.6	4.2	4.7														
Avg. Stride Freq. [Hz]	2.4	2.4	2.4	2.5	2.4														
Avg. Stride Length [m]	6.2	7.5	7.5	7.4	6.9														



- [ ] Ranking at each section and finish
- .-.- No data available at this section
- NA No data available





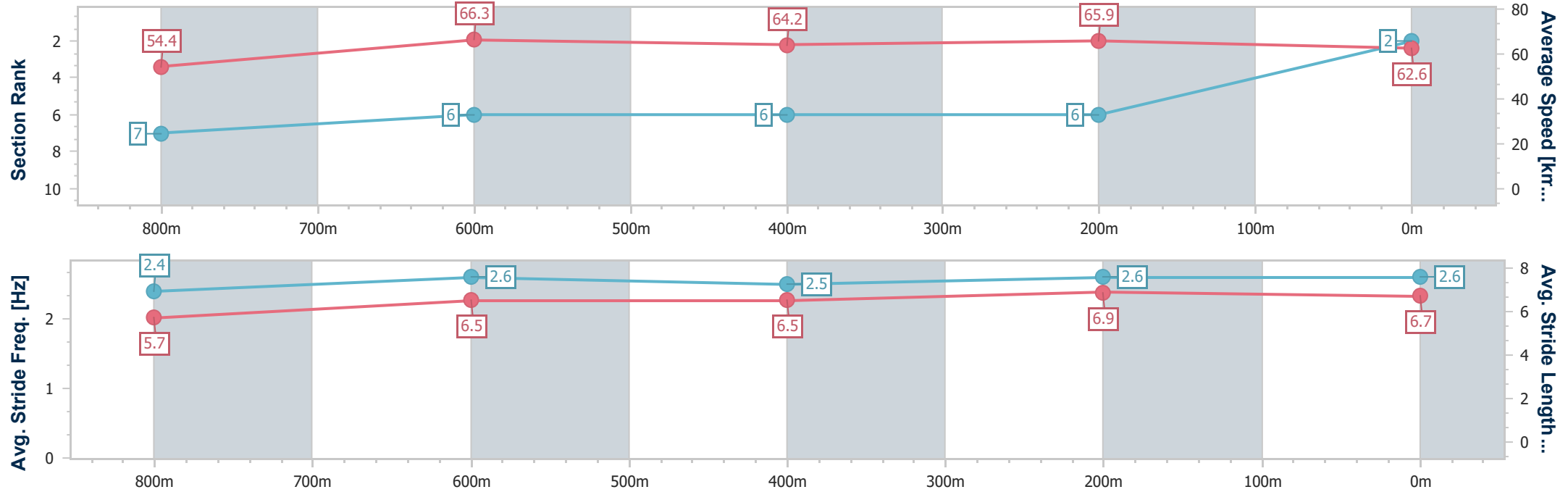
Horse/Jockey Name	Fighting Idol
Final Rank	2
Fastest Section Time (Section)	0:10.88 (800m)
Top Speed [km/h] (Section)	67.2 (800m)
Race State	Finished



Sunshine CoastProfessional  
Race 5: LIFE MEMBER NEIL MANSELL Class 5 Handicap - 1000m  
25 July 2025 - 14:56  
Track Rating: Soft 5, Weather: Fine, Rail Position: +7m Entire



Section	Overall	800m	600m	400m	200m									
Section Times	0:57.80 [2] (0:13.23)	0:44.57 [7] (0:10.88)	0:33.69 [6] (0:11.29)	0:22.40 [6] (0:10.91)	0:11.49 [6] (0:11.49)									
Average Speed [km/h]	54.4	66.3	64.2	65.9	62.6									
Top Speed [km/h]	66.1	67.2	65.7	66.7	64.7									
Avg. Dist. to Rail [m]	2.6	1.1	0.6	1.6	0.9									
Avg. Stride Freq. [Hz]	2.4	2.6	2.5	2.6	2.6									
Avg. Stride Length [m]	5.7	6.5	6.5	6.9	6.7									





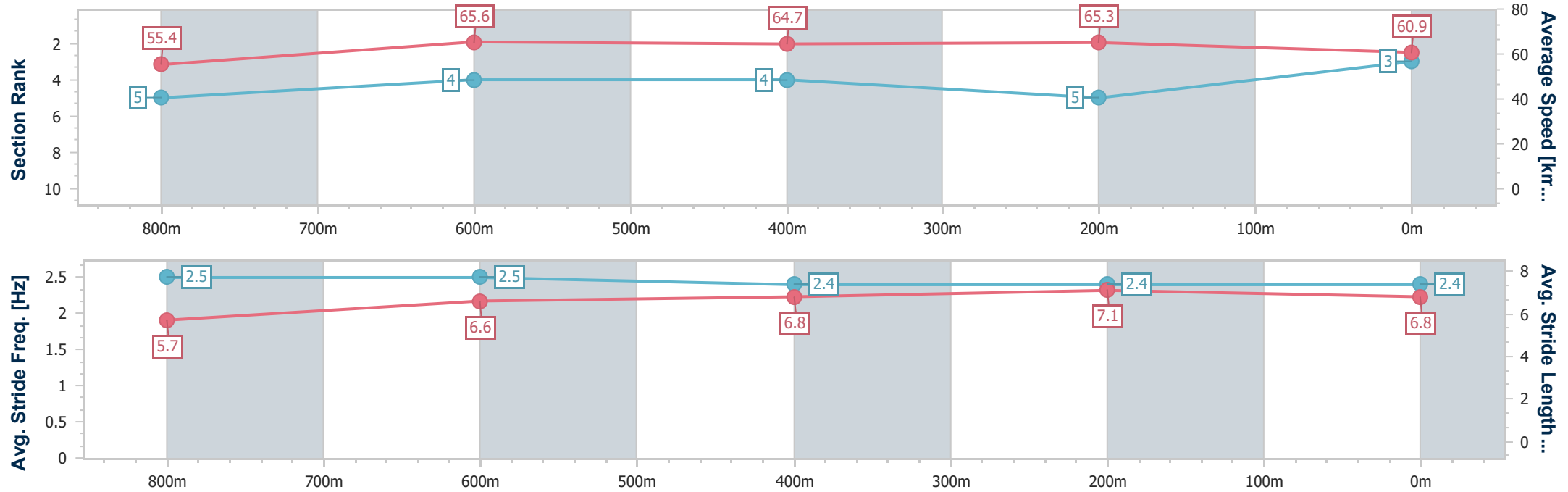
Horse/Jockey Name	Little Vista
Final Rank	3
Fastest Section Time (Section)	0:11.04 (800m)
Top Speed [km/h] (Section)	66.3 (800m)
Race State	Finished



Sunshine CoastProfessional  
Race 5: LIFE MEMBER NEIL MANSELL Class 5 Handicap - 1000m  
25 July 2025 - 14:56  
Track Rating: Soft 5, Weather: Fine, Rail Position: +7m Entire



Section	Overall	800m	600m	400m	200m										
Section Times	0:57.99 [3] (0:12.99)	0:45.00 [5] (0:11.04)	0:33.96 [4] (0:11.14)	0:22.82 [4] (0:11.06)	0:11.76 [5] (0:11.76)										
Average Speed [km/h]	55.4	65.6	64.7	65.3	60.9										
Top Speed [km/h]	66.2	66.3	65.5	65.8	63.7										
Avg. Dist. to Rail [m]	3.1	1.7	0.3	1.5	1.0										
Avg. Stride Freq. [Hz]	2.5	2.5	2.4	2.4	2.4										
Avg. Stride Length [m]	5.7	6.6	6.8	7.1	6.8										



[ ] Ranking at each section and finish  
-.-.- No data available at this section  
NA No data available



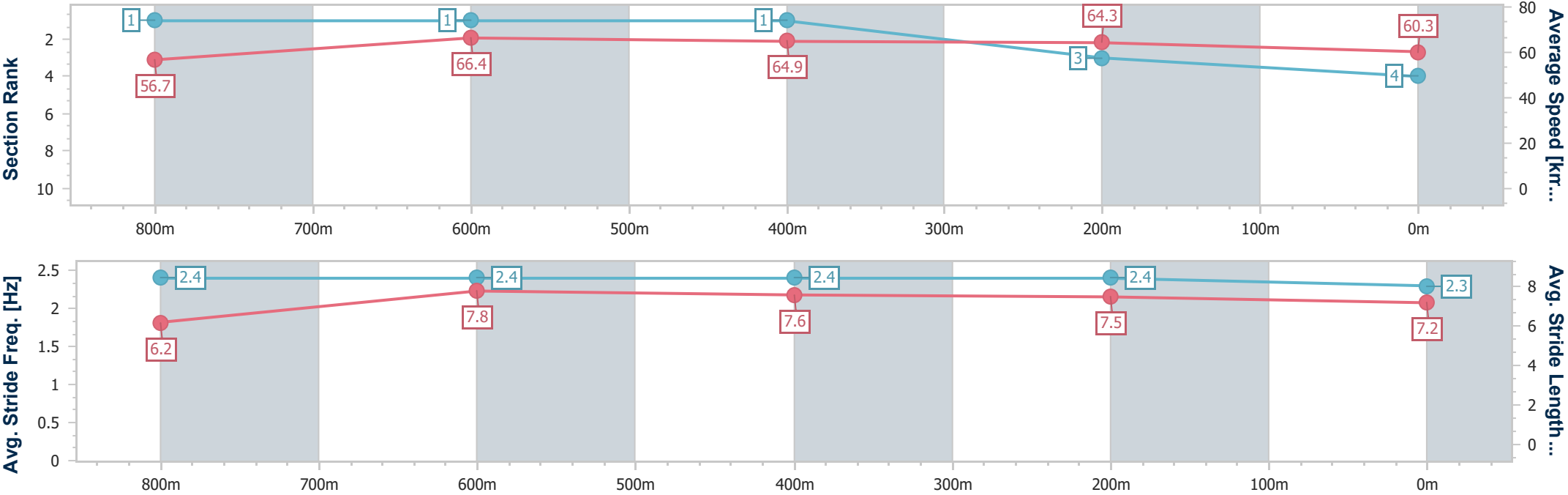
Horse/Jockey Name	Zingalong
Final Rank	4
Fastest Section Time (Section)	0:11.01 (800m)
Top Speed [km/h] (Section)	67.3 (800m)
Race State	Finished



Sunshine CoastProfessional  
Race 5: LIFE MEMBER NEIL MANSELL Class 5 Handicap - 1000m  
25 July 2025 - 14:56  
Track Rating: Soft 5, Weather: Fine, Rail Position: +7m Entire



Section	Overall	800m	600m	400m	200m															
Section Times	0:58.00 [4] (0:12.70)	0:45.30 [1] (0:11.01)	0:34.29 [1] (0:11.14)	0:23.15 [1] (0:11.20)	0:11.95 [3] (0:11.95)															
Average Speed [km/h]	56.7	66.4	64.9	64.3	60.3															
Top Speed [km/h]	66.0	67.3	66.7	65.2	62.8															
Avg. Dist. to Rail [m]	4.6	3.0	1.3	2.9	3.0															
Avg. Stride Freq. [Hz]	2.4	2.4	2.4	2.4	2.3															
Avg. Stride Length [m]	6.2	7.8	7.6	7.5	7.2															





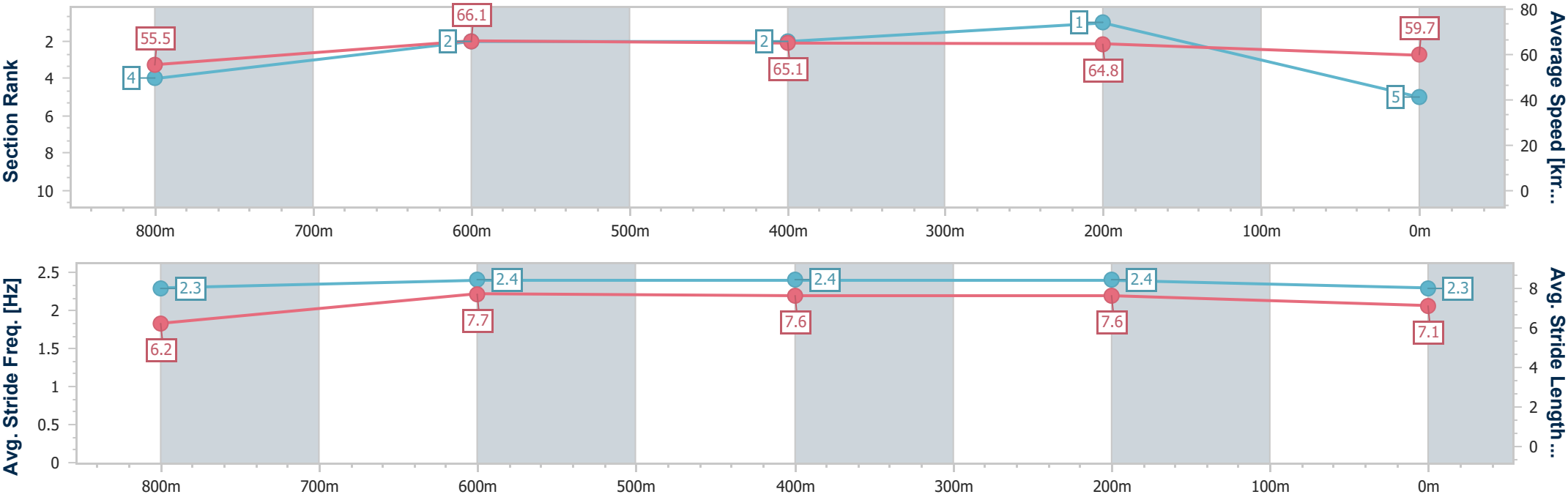
Horse/Jockey Name	The Fixer
Final Rank	5
Fastest Section Time (Section)	0:10.86 (800m)
Top Speed [km/h] (Section)	66.8 (800m)
Race State	Finished



Sunshine CoastProfessional  
Race 5: LIFE MEMBER NEIL MANSELL Class 5 Handicap - 1000m  
25 July 2025 - 14:56  
Track Rating: Soft 5, Weather: Fine, Rail Position: +7m Entire



Section	Overall	800m	600m	400m	200m														
Section Times	0:58.05 [5] (0:12.99)	0:45.06 [4] (0:10.86)	0:34.20 [2] (0:11.03)	0:23.17 [2] (0:11.13)	0:12.04 [1] (0:12.04)														
Average Speed [km/h]	55.5	66.1	65.1	64.8	59.7														
Top Speed [km/h]	66.7	66.8	66.1	66.1	62.7														
Avg. Dist. to Rail [m]	2.6	0.8	0.7	3.7	3.2														
Avg. Stride Freq. [Hz]	2.3	2.4	2.4	2.4	2.3														
Avg. Stride Length [m]	6.2	7.7	7.6	7.6	7.1														





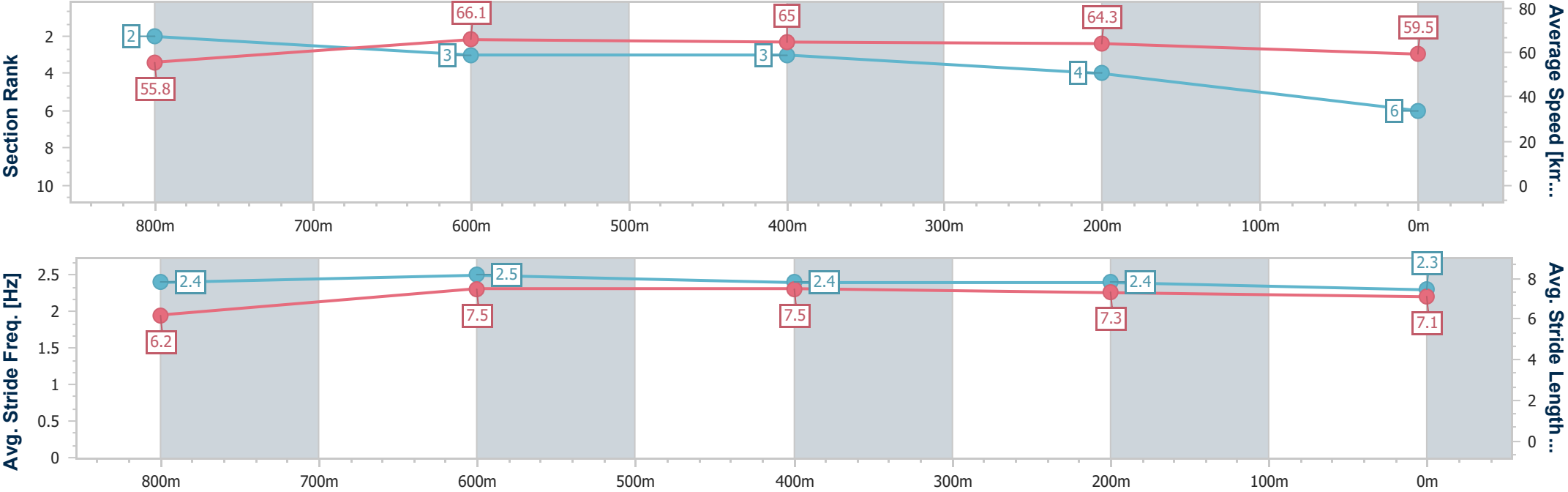
Horse/Jockey Name	Deferential
Final Rank	6
Fastest Section Time (Section)	0:10.96 (800m)
Top Speed [km/h] (Section)	68.7 (800m)
Race State	Finished



Sunshine CoastProfessional  
Race 5: LIFE MEMBER NEIL MANSELL Class 5 Handicap - 1000m  
25 July 2025 - 14:56  
Track Rating: Soft 5, Weather: Fine, Rail Position: +7m Entire



Section	Overall	800m	600m	400m	200m									
Section Times	0:58.29 [6] (0:12.91)	0:45.38 [2] (0:10.96)	0:34.42 [3] (0:11.11)	0:23.31 [3] (0:11.18)	0:12.13 [4] (0:12.13)									
Average Speed [km/h]	55.8	66.1	65.0	64.3	59.5									
Top Speed [km/h]	68.2	68.7	66.7	66.0	63.2									
Avg. Dist. to Rail [m]	1.7	1.4	0.5	1.7	2.9									
Avg. Stride Freq. [Hz]	2.4	2.5	2.4	2.4	2.3									
Avg. Stride Length [m]	6.2	7.5	7.5	7.3	7.1									





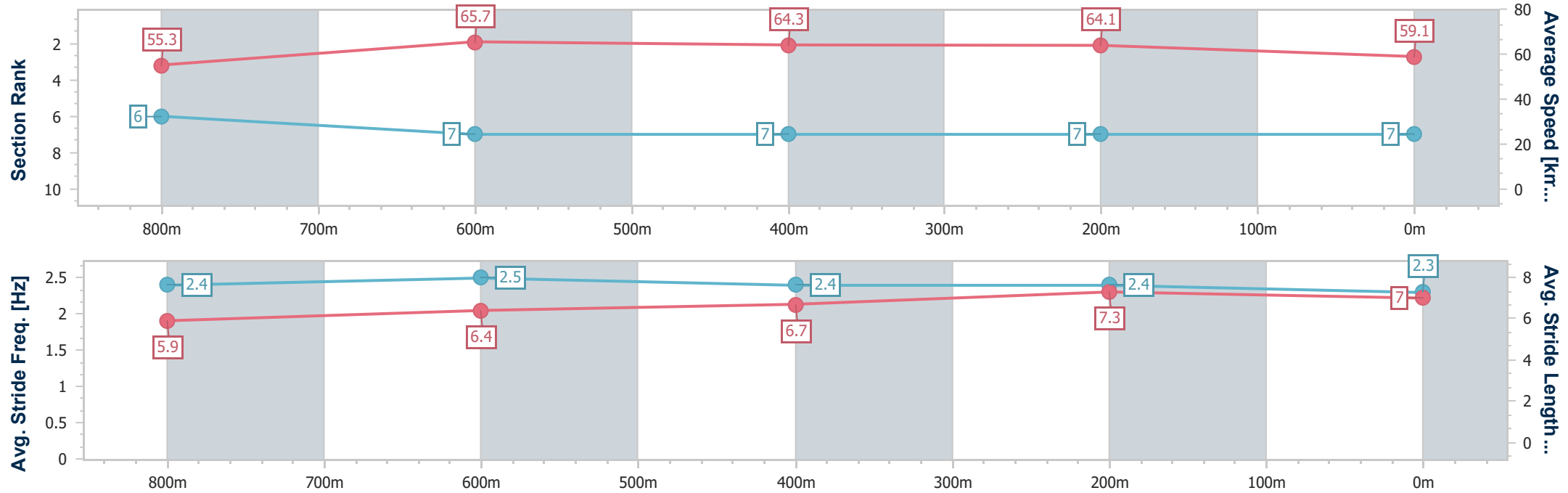
Horse/Jockey Name	Miss Helmut
Final Rank	7
Fastest Section Time (Section)	0:11.19 (800m)
Top Speed [km/h] (Section)	66.4 (800m)
Race State	Finished



Sunshine CoastProfessional  
Race 5: LIFE MEMBER NEIL MANSELL Class 5 Handicap - 1000m  
25 July 2025 - 14:56  
Track Rating: Soft 5, Weather: Fine, Rail Position: +7m Entire



Section	Overall	800m	600m	400m	200m										
Section Times	0:58.96 [7] (0:13.01)	0:45.95 [6] (0:11.19)	0:34.76 [7] (0:11.32)	0:23.44 [7] (0:11.22)	0:12.22 [7] (0:12.22)										
Average Speed [km/h]	55.3	65.7	64.3	64.1	59.1										
Top Speed [km/h]	66.3	66.4	64.9	65.3	62.5										
Avg. Dist. to Rail [m]	6.7	4.5	2.2	3.5	4.8										
Avg. Stride Freq. [Hz]	2.4	2.5	2.4	2.4	2.3										
Avg. Stride Length [m]	5.9	6.4	6.7	7.3	7.0										



- [ ] Ranking at each section and finish
- .-.- No data available at this section
- NA No data available



Sunshine Coast Professional  
Race 6: LIFE MEMBER TOM BLACKLAW QTIS Three-Year-Old  
BENCHMARK 68 Handicap - 1000m  
25 July 2025 - 15:34



Track Rating: Soft 5, Weather: Fine, Rail Position: +7m Entire

Section						Overall	800m	600m	400m	200m			Last 600m
Field Times						0:58.11 (0:13.18)	0:44.93 (0:11.06)	0:33.87 (0:11.24)	0:22.63 (0:10.97)	0:11.66 (0:11.66)			0:33.87
Rank	TAB	Horse/Jockey	Barrier	Top Speed [km/h]	Fastest Section						Margin		Distance Travelled [m]
1	10	CLICK CLICK BOOM	1	68.7	0:10.83	0:58.11 [1]	0:44.68 [4]	0:33.85 [2]	0:22.63 [1]	0:11.66 [1]	0:58.11	0:33.85	
		Damien Thornton		800m	800m	(0:13.43)	(0:10.83)	(0:11.22)	(0:10.97)	(0:11.66)			
2	3	SIX MORE SONGS	6	66.8	0:10.93	0:58.12 [2]	0:44.94 [1]	0:33.88 [1]	0:22.52 [2]	0:11.59 [2]	0.07L	0:33.88	+3
		Angela Jones		800m	400m	(0:13.18)	(0:11.06)	(0:11.36)	(0:10.93)	(0:11.59)			
3	8	BREEZIN'	9	69.4	0:10.77	0:58.22 [3]	0:44.34 [9]	0:33.52 [7]	0:22.25 [5]	0:11.48 [4]	0.7L	0:33.52	+3
		Siobhan Rutledge		800m	400m	(0:13.88)	(0:10.82)	(0:11.27)	(0:10.77)	(0:11.48)			
4	11	TIPSY TIGER	10	67.3	0:10.96	0:58.66 [4]	0:44.87 [8]	0:33.89 [9]	0:22.59 [8]	0:11.63 [7]	3.25L	0:33.89	+5
		Emily Lang		800m	400m	(0:13.79)	(0:10.98)	(0:11.30)	(0:10.96)	(0:11.63)			
5	2	STATE IN TEXAS	3	67.0	0:10.93	0:58.72 [5]	0:45.33 [3]	0:34.22 [4]	0:22.86 [3]	0:11.93 [5]	3.61L	0:34.22	+2
		Corey Sutherland		800m	400m	(0:13.39)	(0:11.11)	(0:11.36)	(0:10.93)	(0:11.93)			
6	7	ABSINTHE CAT	4	67.9	0:11.05	0:58.91 [6]	0:45.54 [2]	0:34.44 [3]	0:22.94 [6]	0:11.89 [6]	4.72L	0:34.44	+8
		Montana Philpot		400m	400m	(0:13.37)	(0:11.10)	(0:11.50)	(0:11.05)	(0:11.89)			
7	5	BONFIRE SPARK	5	67.6	0:10.81	0:58.92 [7]	0:45.35 [5]	0:34.33 [6]	0:23.06 [4]	0:12.25 [3]	4.78L	0:34.33	+7
		Scott Sheargold		400m	400m	(0:13.57)	(0:11.02)	(0:11.27)	(0:10.81)	(0:12.25)			
8	6	BEE TWO	7	68.1	0:10.91	1:00.49 [8]	0:46.86 [7]	0:35.95 [5]	0:24.50 [7]	0:12.89 [8]	14.02L	0:35.95	+9
		Hannah Richardson		800m	800m	(0:13.63)	(0:10.91)	(0:11.45)	(0:11.61)	(0:12.89)			
9	12	CRAVINGS	2	66.7	0:11.10	1:00.88 [9]	0:47.27 [6]	0:36.17 [8]	0:24.55 [9]	0:12.99 [9]	16.35L	0:36.17	+3
		Shania Willis		Overall	800m	(0:13.61)	(0:11.10)	(0:11.62)	(0:11.56)	(0:12.99)			
10	9	MISHANI STORM	8	67.8	0:11.02	1:03.03 [10]	0:48.94 [10]	0:37.92 [10]	0:26.58 [10]	0:14.92 [10]	28.96L	0:37.92	+0
		Adin Thompson		800m	800m	(0:14.09)	(0:11.02)	(0:11.34)	(0:11.66)	(0:14.92)			

Scratched: Air We Go (#1), Zatanna (#4)



Horse/Jockey Name	Click Click Boom
Final Rank	1
Fastest Section Time (Section)	0:10.83 (800m)
Top Speed [km/h] (Section)	68.7 (800m)
Race State	Finished



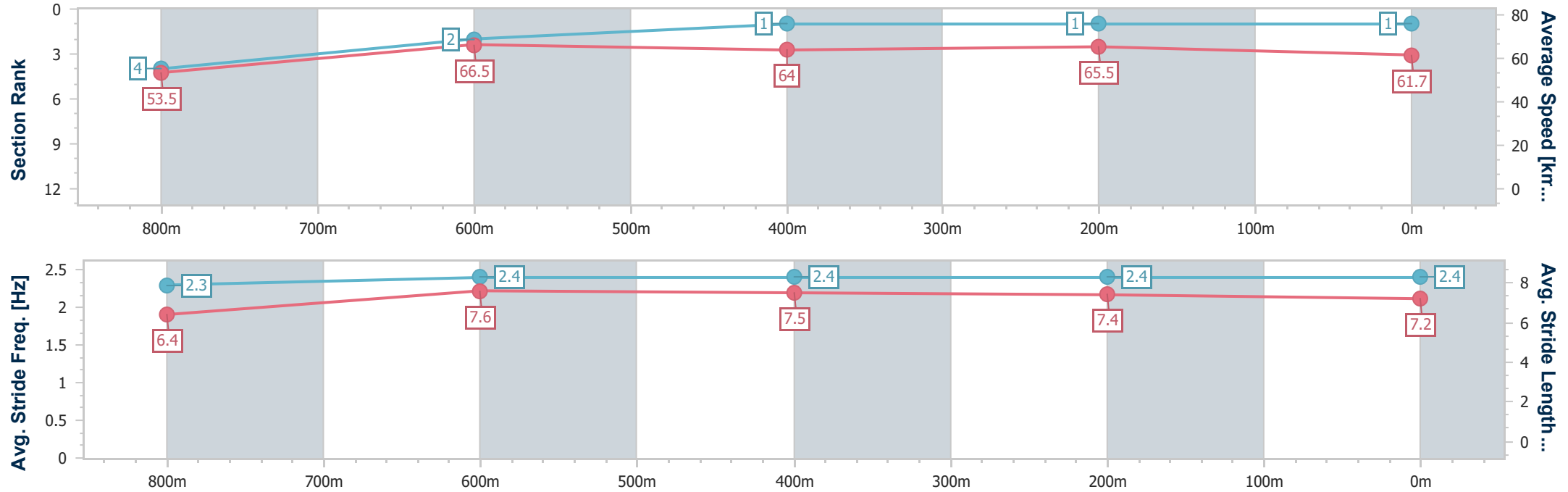
Sunshine CoastProfessional  
Race 6: LIFE MEMBER TOM BLACKLAW QTIS Three-Year-Old  
BENCHMARK 68 Handicap - 1000m



25 July 2025 - 15:34

Track Rating: Soft 5, Weather: Fine, Rail Position: +7m Entire

Section	Overall	800m	600m	400m	200m										
Section Times	0:58.11 [1] (0:13.43)	0:44.68 [4] (0:10.83)	0:33.85 [2] (0:11.22)	0:22.63 [1] (0:10.97)	0:11.66 [1] (0:11.66)										
Average Speed [km/h]	53.5	66.5	64.0	65.5	61.7										
Top Speed [km/h]	68.6	68.7	65.1	67.0	64.2										
Avg. Dist. to Rail [m]	2.3	1.1	0.9	1.1	4.3										
Avg. Stride Freq. [Hz]	2.3	2.4	2.4	2.4	2.4										
Avg. Stride Length [m]	6.4	7.6	7.5	7.4	7.2										



- [ ] Ranking at each section and finish
- .-.- No data available at this section
- NA No data available





Horse/Jockey Name	Six More Songs
Final Rank	2
Fastest Section Time (Section)	0:10.93 (400m)
Top Speed [km/h] (Section)	66.8 (800m)
Race State	Finished



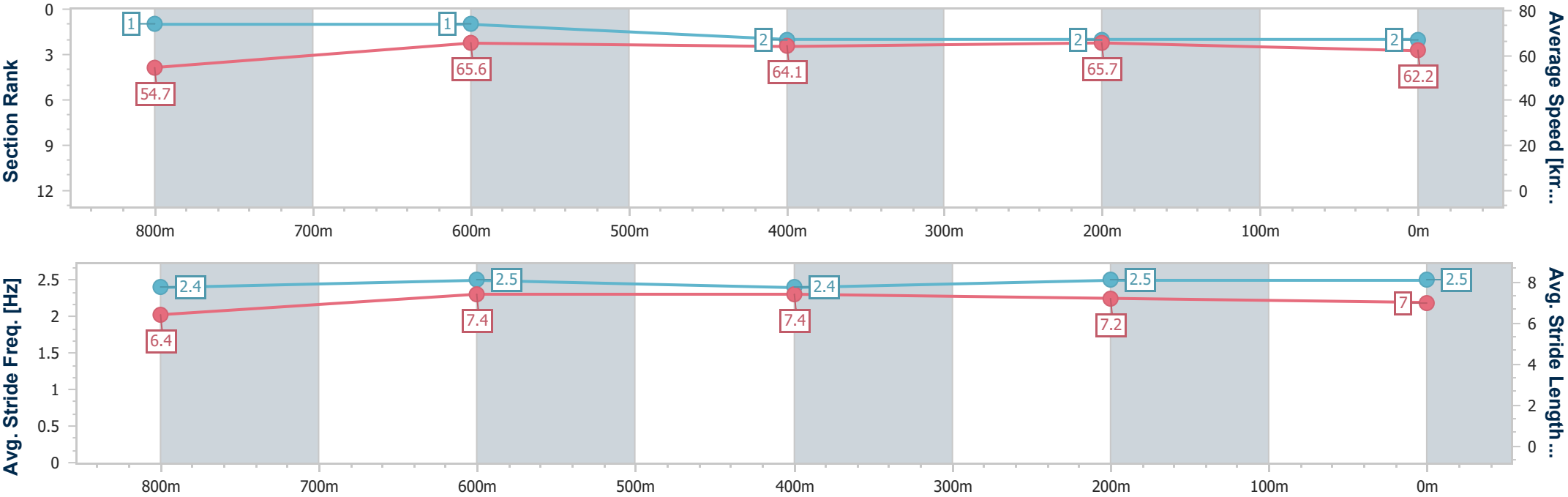
Sunshine CoastProfessional  
Race 6: LIFE MEMBER TOM BLACKLAW QTIS Three-Year-Old  
BENCHMARK 68 Handicap - 1000m



25 July 2025 - 15:34

Track Rating: Soft 5, Weather: Fine, Rail Position: +7m Entire

Section	Overall	800m	600m	400m	200m									
Section Times	0:58.12 [2] (0:13.18)	0:44.94 [1] (0:11.06)	0:33.88 [1] (0:11.36)	0:22.52 [2] (0:10.93)	0:11.59 [2] (0:11.59)									
Average Speed [km/h]	54.7	65.6	64.1	65.7	62.2									
Top Speed [km/h]	66.8	66.8	66.4	66.4	65.8									
Avg. Dist. to Rail [m]	5.8	2.5	1.6	3.4	6.0									
Avg. Stride Freq. [Hz]	2.4	2.5	2.4	2.5	2.5									
Avg. Stride Length [m]	6.4	7.4	7.4	7.2	7.0									





Horse/Jockey Name	Breezin'
Final Rank	3
Fastest Section Time (Section)	0:10.77 (400m)
Top Speed [km/h] (Section)	69.4 (800m)
Race State	Finished



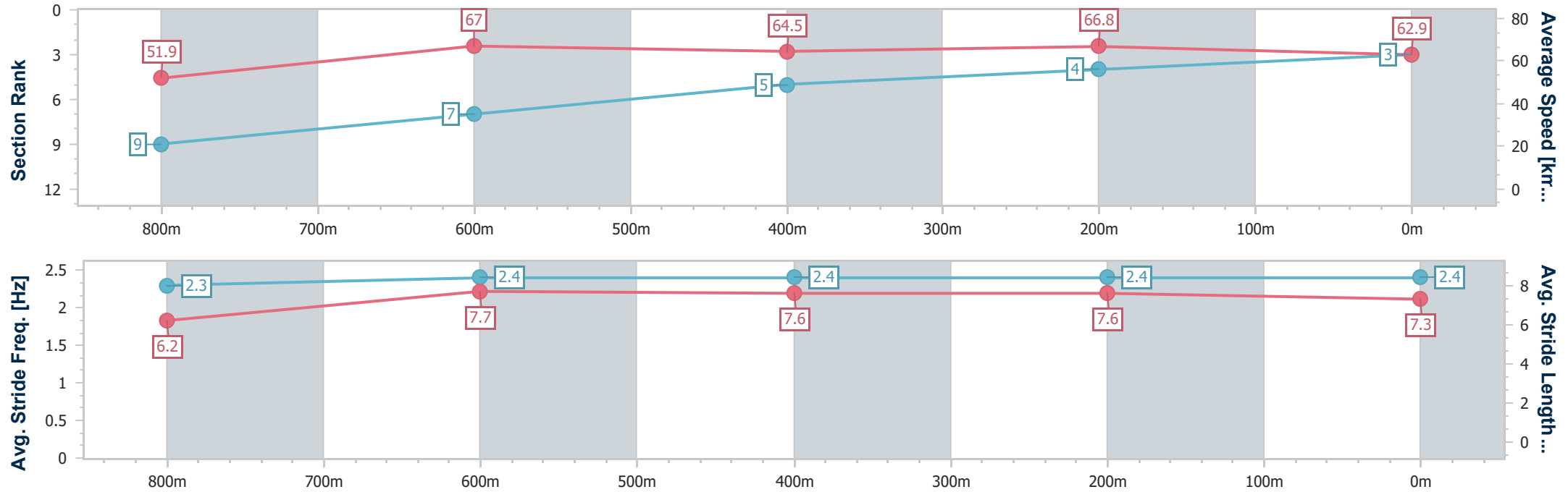
Sunshine CoastProfessional  
Race 6: LIFE MEMBER TOM BLACKLAW QTIS Three-Year-Old  
BENCHMARK 68 Handicap - 1000m



25 July 2025 - 15:34

Track Rating: Soft 5, Weather: Fine, Rail Position: +7m Entire

Section	Overall	800m	600m	400m	200m														
Section Times	0:58.22 [3] (0:13.88)	0:44.34 [9] (0:10.82)	0:33.52 [7] (0:11.27)	0:22.25 [5] (0:10.77)	0:11.48 [4] (0:11.48)														
Average Speed [km/h]	51.9	67.0	64.5	66.8	62.9														
Top Speed [km/h]	68.7	69.4	66.5	67.8	65.8														
Avg. Dist. to Rail [m]	7.2	2.6	1.5	2.4	2.1														
Avg. Stride Freq. [Hz]	2.3	2.4	2.4	2.4	2.4														
Avg. Stride Length [m]	6.2	7.7	7.6	7.6	7.3														



- [ ] Ranking at each section and finish
- .-.- No data available at this section
- NA No data available



Horse/Jockey Name	Tipsy Tiger
Final Rank	4
Fastest Section Time (Section)	0:10.96 (400m)
Top Speed [km/h] (Section)	67.3 (800m)
Race State	Finished



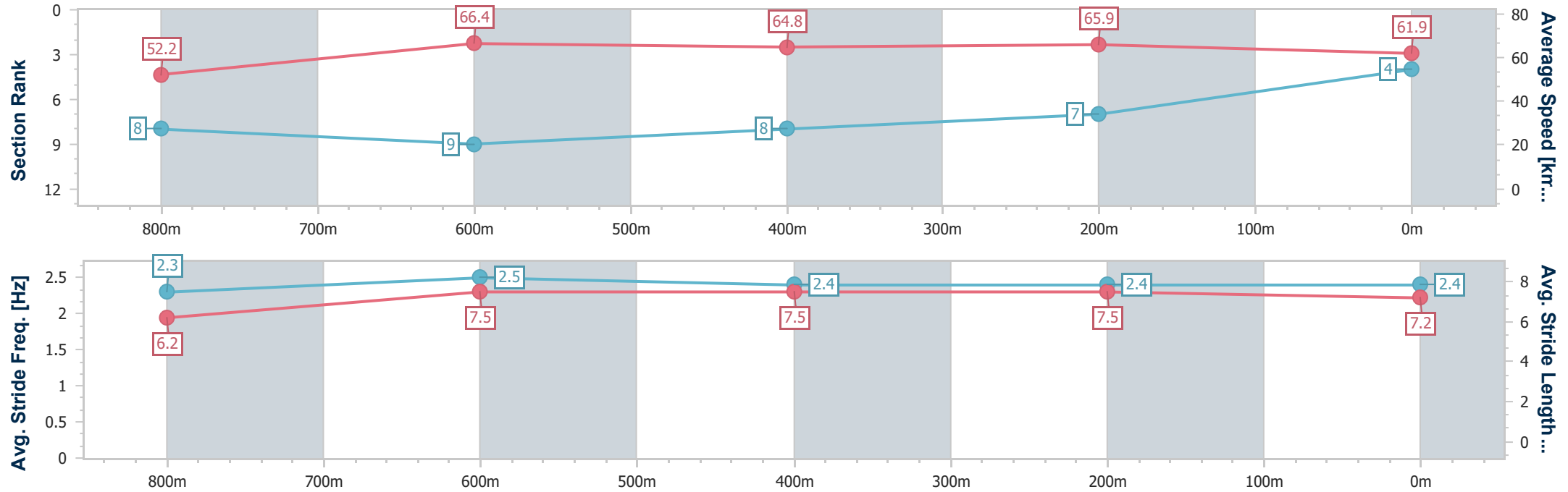
Sunshine CoastProfessional  
Race 6: LIFE MEMBER TOM BLACKLAW QTIS Three-Year-Old  
BENCHMARK 68 Handicap - 1000m



25 July 2025 - 15:34

Track Rating: Soft 5, Weather: Fine, Rail Position: +7m Entire

Section	Overall	800m	600m	400m	200m										
Section Times	0:58.66 [4] (0:13.79)	0:44.87 [8] (0:10.98)	0:33.89 [9] (0:11.30)	0:22.59 [8] (0:10.96)	0:11.63 [7] (0:11.63)										
Average Speed [km/h]	52.2	66.4	64.8	65.9	61.9										
Top Speed [km/h]	64.7	67.3	66.3	66.9	64.0										
Avg. Dist. to Rail [m]	8.4	3.7	3.1	4.2	4.2										
Avg. Stride Freq. [Hz]	2.3	2.5	2.4	2.4	2.4										
Avg. Stride Length [m]	6.2	7.5	7.5	7.5	7.2										



- [ ] Ranking at each section and finish
- .-.- No data available at this section
- NA No data available



Horse/Jockey Name	State In Texas
Final Rank	5
Fastest Section Time (Section)	0:10.93 (400m)
Top Speed [km/h] (Section)	67.0 (800m)
Race State	Finished



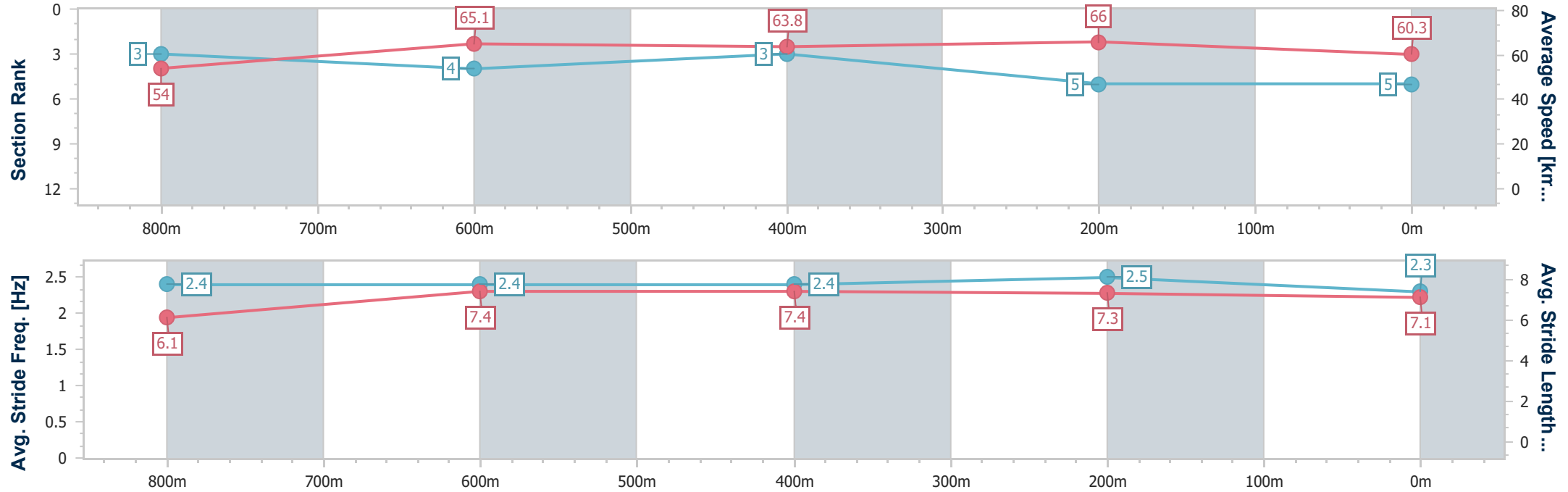
Sunshine CoastProfessional  
Race 6: LIFE MEMBER TOM BLACKLAW QTIS Three-Year-Old  
BENCHMARK 68 Handicap - 1000m



25 July 2025 - 15:34

Track Rating: Soft 5, Weather: Fine, Rail Position: +7m Entire

Section	Overall	800m	600m	400m	200m										
Section Times	0:58.72 [5] (0:13.39)	0:45.33 [3] (0:11.11)	0:34.22 [4] (0:11.36)	0:22.86 [3] (0:10.93)	0:11.93 [5] (0:11.93)										
Average Speed [km/h]	54.0	65.1	63.8	66.0	60.3										
Top Speed [km/h]	66.9	67.0	65.2	66.7	65.2										
Avg. Dist. to Rail [m]	3.7	2.2	1.1	3.6	6.2										
Avg. Stride Freq. [Hz]	2.4	2.4	2.4	2.5	2.3										
Avg. Stride Length [m]	6.1	7.4	7.4	7.3	7.1										



- [ ] Ranking at each section and finish
- .-.- No data available at this section
- NA No data available



Horse/Jockey Name	Absinthe Cat
Final Rank	6
Fastest Section Time (Section)	0:11.05 (400m)
Top Speed [km/h] (Section)	67.9 (400m)
Race State	Finished



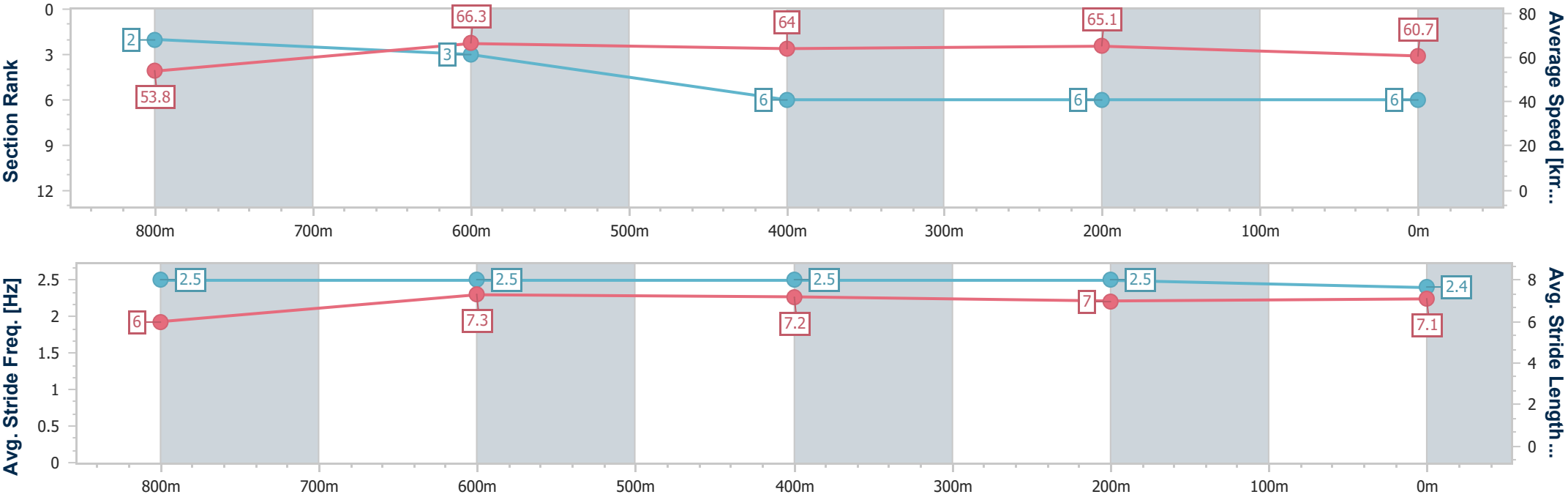
Sunshine CoastProfessional  
Race 6: LIFE MEMBER TOM BLACKLAW QTIS Three-Year-Old  
BENCHMARK 68 Handicap - 1000m



25 July 2025 - 15:34

Track Rating: Soft 5, Weather: Fine, Rail Position: +7m Entire

Section	Overall	800m	600m	400m	200m														
Section Times	0:58.91 [6] (0:13.37)	0:45.54 [2] (0:11.10)	0:34.44 [3] (0:11.50)	0:22.94 [6] (0:11.05)	0:11.89 [6] (0:11.89)														
Average Speed [km/h]	53.8	66.3	64.0	65.1	60.7														
Top Speed [km/h]	66.7	67.8	65.4	67.9	63.0														
Avg. Dist. to Rail [m]	4.5	5.5	3.7	6.6	6.9														
Avg. Stride Freq. [Hz]	2.5	2.5	2.5	2.5	2.4														
Avg. Stride Length [m]	6.0	7.3	7.2	7.0	7.1														





Horse/Jockey Name	Bonfire Spark
Final Rank	7
Fastest Section Time (Section)	0:10.81 (400m)
Top Speed [km/h] (Section)	67.6 (400m)
Race State	Finished



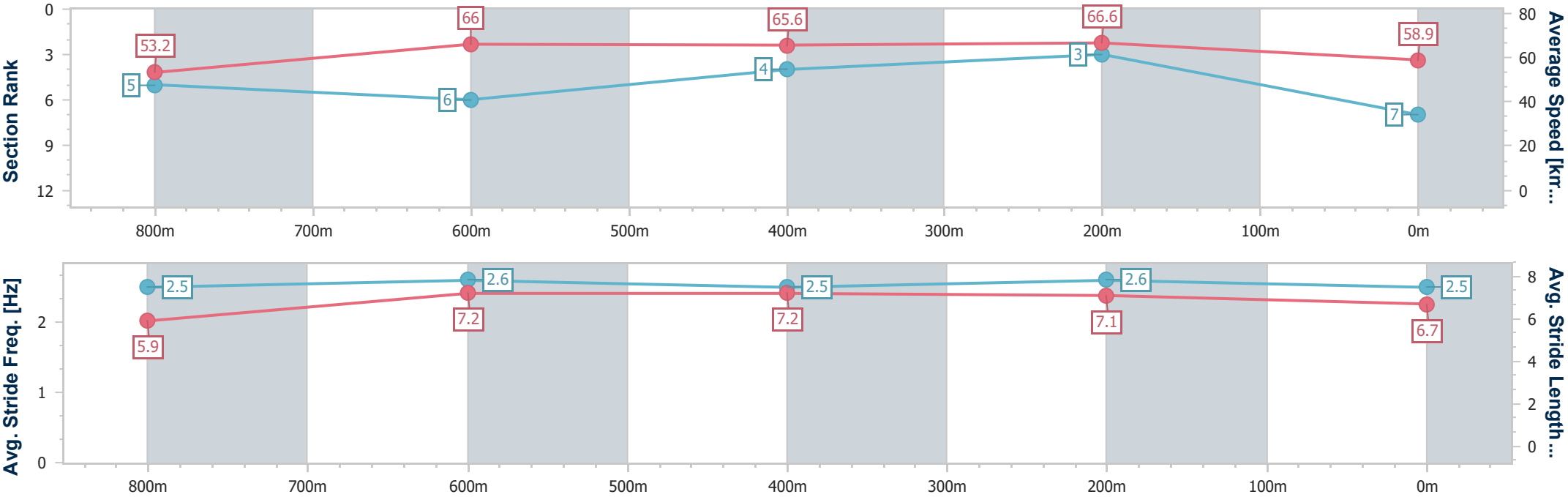
Sunshine CoastProfessional  
Race 6: LIFE MEMBER TOM BLACKLAW QTIS Three-Year-Old  
BENCHMARK 68 Handicap - 1000m



25 July 2025 - 15:34

Track Rating: Soft 5, Weather: Fine, Rail Position: +7m Entire

Section	Overall	800m	600m	400m	200m									
Section Times	0:58.92 [7] (0:13.57)	0:45.35 [5] (0:11.02)	0:34.33 [6] (0:11.27)	0:23.06 [4] (0:10.81)	0:12.25 [3] (0:12.25)									
Average Speed [km/h]	53.2	66.0	65.6	66.6	58.9									
Top Speed [km/h]	65.0	67.2	67.4	67.6	64.0									
Avg. Dist. to Rail [m]	5.9	3.8	4.4	7.4	8.3									
Avg. Stride Freq. [Hz]	2.5	2.6	2.5	2.6	2.5									
Avg. Stride Length [m]	5.9	7.2	7.2	7.1	6.7									



- [ ] Ranking at each section and finish
- .-.- No data available at this section
- NA No data available



Horse/Jockey Name	Bee Two
Final Rank	8
Fastest Section Time (Section)	0:10.91 (800m)
Top Speed [km/h] (Section)	68.1 (800m)
Race State	Finished



Sunshine CoastProfessional

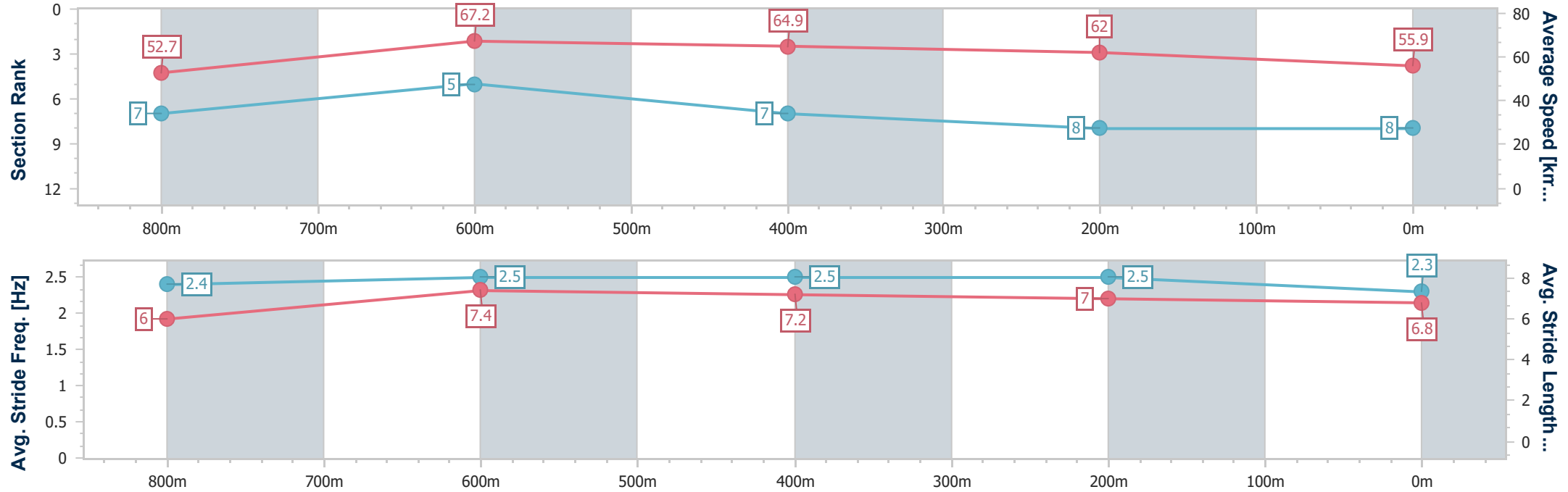
Race 6: LIFE MEMBER TOM BLACKLAW QTIS Three-Year-Old  
BENCHMARK 68 Handicap - 1000m

25 July 2025 - 15:34

Track Rating: Soft 5, Weather: Fine, Rail Position: +7m Entire

SCTC SUNSHINE COAST TURF CLUB

Section	Overall	800m	600m	400m	200m										
Section Times	1:00.49 [8] (0:13.63)	0:46.86 [7] (0:10.91)	0:35.95 [5] (0:11.45)	0:24.50 [7] (0:11.61)	0:12.89 [8] (0:12.89)										
Average Speed [km/h]	52.7	67.2	64.9	62.0	55.9										
Top Speed [km/h]	65.5	68.1	66.3	63.5	60.0										
Avg. Dist. to Rail [m]	6.8	4.2	5.9	10.3	9.9										
Avg. Stride Freq. [Hz]	2.4	2.5	2.5	2.5	2.3										
Avg. Stride Length [m]	6.0	7.4	7.2	7.0	6.8										



- [ ] Ranking at each section and finish
- .-.- No data available at this section
- NA No data available



Horse/Jockey Name	Cravings
Final Rank	9
Fastest Section Time (Section)	0:11.10 (800m)
Top Speed [km/h] (Section)	66.7 (Overall)
Race State	Finished



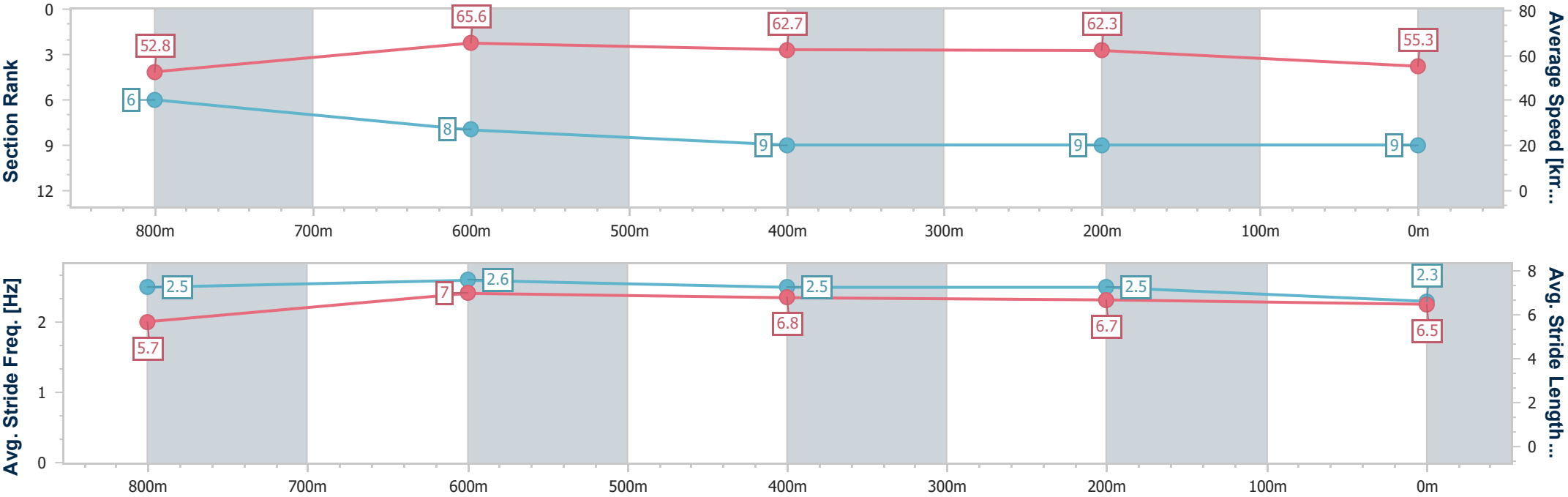
Sunshine CoastProfessional  
Race 6: LIFE MEMBER TOM BLACKLAW QTIS Three-Year-Old  
BENCHMARK 68 Handicap - 1000m



25 July 2025 - 15:34

Track Rating: Soft 5, Weather: Fine, Rail Position: +7m Entire

Section	Overall	800m	600m	400m	200m									
Section Times	1:00.88 [9] (0:13.61)	0:47.27 [6] (0:11.10)	0:36.17 [8] (0:11.62)	0:24.55 [9] (0:11.56)	0:12.99 [9] (0:12.99)									
Average Speed [km/h]	52.8	65.6	62.7	62.3	55.3									
Top Speed [km/h]	66.7	66.5	63.8	63.5	60.1									
Avg. Dist. to Rail [m]	2.2	1.9	2.1	3.3	4.5									
Avg. Stride Freq. [Hz]	2.5	2.6	2.5	2.5	2.3									
Avg. Stride Length [m]	5.7	7.0	6.8	6.7	6.5									



- [ ] Ranking at each section and finish
- .-.- No data available at this section
- NA No data available





Horse/Jockey Name	Mishani Storm
Final Rank	10
Fastest Section Time (Section)	0:11.02 (800m)
Top Speed [km/h] (Section)	67.8 (800m)
Race State	Finished



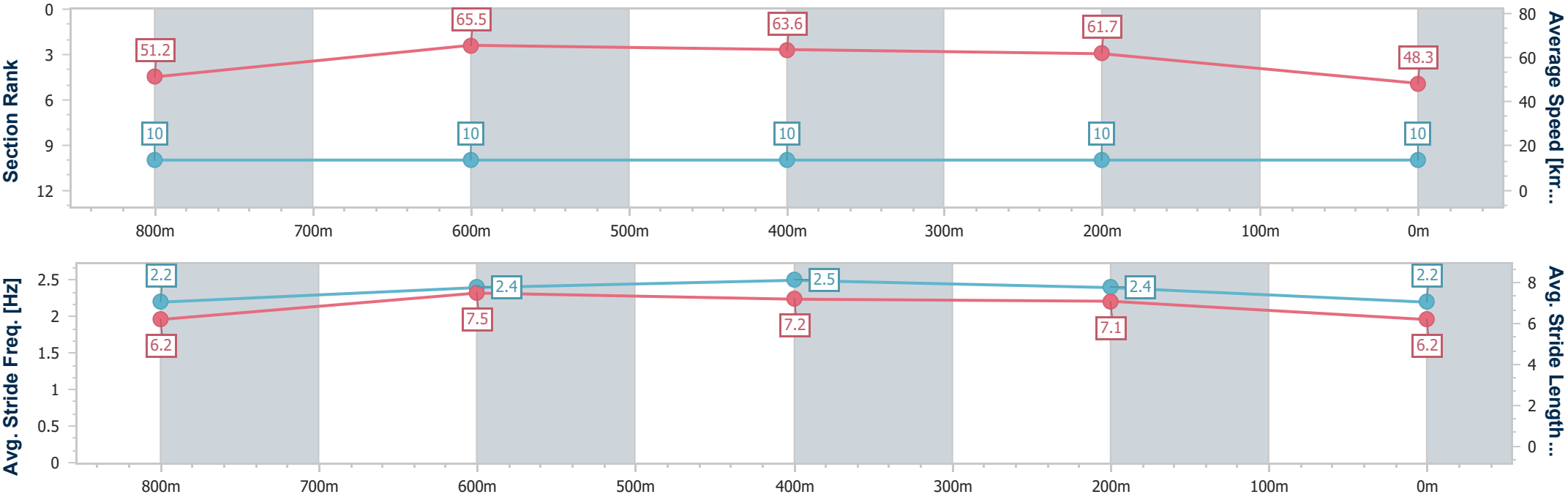
Sunshine CoastProfessional  
Race 6: LIFE MEMBER TOM BLACKLAW QTIS Three-Year-Old  
BENCHMARK 68 Handicap - 1000m



25 July 2025 - 15:34

Track Rating: Soft 5, Weather: Fine, Rail Position: +7m Entire

Section	Overall	800m	600m	400m	200m										
Section Times	1:03.03 [10] (0:14.09)	0:48.94 [10] (0:11.02)	0:37.92 [10] (0:11.34)	0:26.58 [10] (0:11.66)	0:14.92 [10] (0:14.92)										
Average Speed [km/h]	51.2	65.5	63.6	61.7	48.3										
Top Speed [km/h]	67.6	67.8	64.7	64.3	56.6										
Avg. Dist. to Rail [m]	5.1	1.3	0.3	3.5	6.1										
Avg. Stride Freq. [Hz]	2.2	2.4	2.5	2.4	2.2										
Avg. Stride Length [m]	6.2	7.5	7.2	7.1	6.2										





Sunshine Coast Professional  
Race 7: LIFE MEMBER PETER ALLAN BENCHMARK 58 Handicap -  
2400m  
25 July 2025 - 16:14



Track Rating: Soft 5, Weather: Fine, Rail Position: +7m Entire

Section						Overall	2200m	2000m	1800m	1600m	1400m	1200m	Last 600m		
Field Times						2:38.70 (0:16.48)	2:22.22 (0:12.15)	2:10.07 (0:13.00)	1:57.07 (0:13.64)	1:43.43 (0:14.02)	1:29.41 (0:13.02)	1:16.39 (0:13.23)	0:36.46		
Rank	TAB	Horse/Jockey	Barrier	Top Speed [km/h]	Fastest Section										Distance Travelled [m]
1	11	TRAPEZE TORQUE	15	62.6	0:11.86	2:38.70 [1]	2:20.77 [13]	2:08.56 [13]	1:55.57 [11]	1:42.27 [10]	1:29.26 [4]	1:16.39 [1]	0:36.45		
		Kyle Wilson-Taylor		400m	400m	(0:17.93)	(0:12.21)	(0:12.99)	(0:13.30)	(0:13.01)	(0:12.87)	(0:13.35)			
2	5	KENSHIN MARU	7	63.3	0:11.61	2:38.72 [2]	2:22.04 [2]	2:09.76 [2]	1:56.89 [2]	1:43.43 [2]	1:29.43 [1]	1:16.24 [3]	0:36.23 -5		
		Paul Hamblin		Overall	400m	(0:16.68)	(0:12.28)	(0:12.87)	(0:13.46)	(0:14.00)	(0:13.19)	(0:13.41)			
3	14	BIG HITTER	4	63.0	0:11.58	2:38.93 [3]	2:21.42 [10]	2:09.19 [8]	1:56.14 [8]	1:42.67 [9]	1:28.85 [10]	1:15.48 [10]	0:35.60 -8		
		Jake Bayliss		400m	400m	(0:17.51)	(0:12.23)	(0:13.05)	(0:13.47)	(0:13.82)	(0:13.37)	(0:13.32)			
4	1	PAPAL MISS	8	62.8	0:11.80	2:38.94 [4]	2:21.69 [7]	2:09.70 [5]	1:56.80 [4]	1:43.32 [3]	1:29.37 [6]	1:16.21 [6]	0:36.23 -10		
		Jackson Morris		Overall	400m	(0:17.25)	(0:11.99)	(0:12.90)	(0:13.48)	(0:13.95)	(0:13.16)	(0:13.44)			
5	6	HURRICANE ROSIE	11	63.5	0:11.51	2:38.98 [5]	2:22.05 [5]	2:09.62 [6]	1:56.39 [7]	1:42.82 [8]	1:29.21 [8]	1:15.91 [7]	0:35.94 +0		
		Jaden Lloyd		400m	400m	(0:16.93)	(0:12.43)	(0:13.23)	(0:13.57)	(0:13.61)	(0:13.30)	(0:13.39)			
6	2	JUSTICE SERVED	3	62.9	0:11.56	2:39.05 [6]	2:22.05 [6]	2:09.58 [7]	1:56.59 [6]	1:43.06 [6]	1:29.17 [9]	1:15.83 [8]	0:36.00 -8		
		Karl Zechner		400m	400m	(0:17.00)	(0:12.47)	(0:12.99)	(0:13.53)	(0:13.89)	(0:13.34)	(0:13.40)			
7	7	PURE THOUGHTS	9	62.6	0:11.69	2:39.11 [7]	2:22.42 [3]	2:10.10 [3]	1:57.07 [3]	1:43.49 [4]	1:29.56 [5]	1:16.44 [5]	0:36.36 +0		
		Luke Dempsey		400m	400m	(0:16.69)	(0:12.32)	(0:13.03)	(0:13.58)	(0:13.93)	(0:13.12)	(0:13.52)			
8	4	HELL FOLLOWS	6	62.2	0:11.68	2:39.22 [8]	2:21.64 [11]	2:09.20 [11]	1:56.03 [13]	1:42.53 [13]	1:28.80 [13]	1:15.39 [13]	0:35.63 -5		
		Georgina Cartwright		400m	400m	(0:17.58)	(0:12.44)	(0:13.17)	(0:13.50)	(0:13.73)	(0:13.41)	(0:13.25)			
9	3	WILL TO EXCEL	12	61.9	0:11.80	2:39.61 [9]	2:21.78 [12]	2:09.48 [12]	1:56.47 [12]	1:43.18 [11]	1:29.38 [12]	1:16.16 [10]	0:36.33 -11		
		Taylor Marshall		400m	400m	(0:17.83)	(0:12.30)	(0:13.01)	(0:13.29)	(0:13.80)	(0:13.22)	(0:13.46)			
10	12	BOLD TYRANT	13	62.9	0:11.71	2:39.65 [10]	2:22.37 [8]	2:09.87 [9]	1:56.74 [9]	1:43.20 [12]	1:29.54 [11]	1:16.00 [12]	0:36.10 +1		
		Winona Costin		400m	400m	(0:17.28)	(0:12.50)	(0:13.13)	(0:13.54)	(0:13.66)	(0:13.54)	(0:13.35)			

Scratched: December Diamond (#17)



Sunshine Coast Professional  
Race 7: LIFE MEMBER PETER ALLAN BENCHMARK 58 Handicap -  
2400m  
25 July 2025 - 16:14



Track Rating: Soft 5, Weather: Fine, Rail Position: +7m Entire

Section					Overall	2200m	2000m	1800m	1600m	1400m	1200m	Last 600m		
Field Times					2:38.70 (0:16.48)	2:22.22 (0:12.15)	2:10.07 (0:13.00)	1:57.07 (0:13.64)	1:43.43 (0:14.02)	1:29.41 (0:13.02)	1:16.39 (0:13.23)	0:36.46		
Rank	TAB	Horse/Jockey	Barrier	Top Speed [km/h]	Fastest Section									Distance Travelled [m]
11	13	I AIN'T CHICKEN	10	62.4	0:11.70	2:39.87 [11]	2:21.48 [16]	2:09.28 [16]	1:56.11 [16]	1:42.80 [16]	1:28.86 [16]	1:15.45 [16]	0:36.07	-1
		Adin Thompson		400m	400m	(0:18.39)	(0:12.20)	(0:13.17)	(0:13.31)	(0:13.94)	(0:13.41)	(0:13.23)		
12	8	SHAPE OF WATER	2	62.0	0:11.94	2:39.87 [12]	2:23.00 [4]	2:10.67 [4]	1:57.55 [5]	1:43.98 [5]	1:30.14 [7]	1:16.53 [9]	0:36.64	+1
		Colleen Krahnen		Overall	400m	(0:16.87)	(0:12.33)	(0:13.12)	(0:13.57)	(0:13.84)	(0:13.61)	(0:13.24)		
13	16	NITROGLYCERINE	5	61.4	0:11.77	2:40.18 [13]	2:22.10 [14]	2:09.83 [14]	1:56.71 [14]	1:43.36 [14]	1:29.51 [15]	1:16.21 [14]	0:36.35	-4
		Matthew Gray		400m	400m	(0:18.08)	(0:12.27)	(0:13.12)	(0:13.35)	(0:13.85)	(0:13.30)	(0:13.39)		
14	9	JUMEIRAH TRIANGLE	14	61.3	0:12.07	2:40.30 [14]	2:22.80 [9]	2:10.49 [10]	1:57.34 [10]	1:44.25 [7]	1:30.86 [3]	1:17.71 [4]	0:38.06	-5
		Montana Philpot		Overall	400m	(0:17.50)	(0:12.31)	(0:13.15)	(0:13.09)	(0:13.39)	(0:13.15)	(0:12.95)		
15	10	SWIPER	1	63.7	0:12.15	2:40.41 [15]	2:23.93 [1]	2:11.78 [1]	1:58.78 [1]	1:45.14 [1]	1:31.11 [2]	1:18.00 [2]	0:37.85	-7
		Corey Sutherland		Overall	2200m	(0:16.48)	(0:12.15)	(0:13.00)	(0:13.64)	(0:14.03)	(0:13.11)	(0:13.38)		
16	15	ANOTHER DAZZLER	16	60.9	0:11.98	2:40.91 [16]	2:22.62 [15]	2:10.41 [15]	1:57.42 [15]	1:44.07 [15]	1:30.24 [14]	1:16.89 [15]	0:37.64	+4
		Luke Tarrant		400m	400m	(0:18.29)	(0:12.21)	(0:12.99)	(0:13.35)	(0:13.83)	(0:13.35)	(0:13.21)		

Scratched: December Diamond (#17)



**Sunshine Coast Professional**  
**Race 7: LIFE MEMBER PETER ALLAN BENCHMARK 58 Handicap - 2400m**  
**25 July 2025 - 16:14**



Track Rating: Soft 5, Weather: Fine, Rail Position: +7m Entire

Section						1000m	800m	600m	400m	200m			Last 600m
Field Times						1:03.16 (0:13.50)	0:49.66 (0:13.20)	0:36.46 (0:12.38)	0:24.08 (0:11.86)	0:12.22 (0:12.22)			0:36.46
Rank	TAB	Horse/Jockey	Barrier	Top Speed [km/h]	Fastest Section							Margin	Distance Travelled [m]
1	11	TRAPEZE TORQUE	15	62.6	0:11.86	1:03.04 [2]	0:49.56 [2]	0:36.45 [2]	0:24.08 [1]	0:12.22 [1]	2:38.70	0:36.45	
		Kyle Wilson-Taylor		400m	400m	(0:13.48)	(0:13.11)	(0:12.37)	(0:11.86)	(0:12.22)			
2	5	KENSHIN MARU	7	63.3	0:11.61	1:02.83 [4]	0:49.29 [4]	0:36.23 [3]	0:23.78 [3]	0:12.17 [2]	0.1L	0:36.23	-5
		Paul Hamblin		Overall	400m	(0:13.54)	(0:13.06)	(0:12.45)	(0:11.61)	(0:12.17)			
3	14	BIG HITTER	4	63.0	0:11.58	1:02.16 [10]	0:48.68 [10]	0:35.60 [12]	0:23.52 [10]	0:11.94 [8]	1.31L	0:35.60	-8
		Jake Bayliss		400m	400m	(0:13.48)	(0:13.08)	(0:12.08)	(0:11.58)	(0:11.94)			
4	1	PAPAL MISS	8	62.8	0:11.80	1:02.77 [5]	0:49.39 [5]	0:36.23 [5]	0:23.84 [7]	0:12.04 [7]	1.36L	0:36.23	-10
		Jackson Morris		Overall	400m	(0:13.38)	(0:13.16)	(0:12.39)	(0:11.80)	(0:12.04)			
5	6	HURRICANE ROSIE	11	63.5	0:11.51	1:02.52 [7]	0:49.01 [7]	0:35.94 [7]	0:23.90 [6]	0:12.39 [3]	1.63L	0:35.94	+0
		Jaden Lloyd		400m	400m	(0:13.51)	(0:13.07)	(0:12.04)	(0:11.51)	(0:12.39)			
6	2	JUSTICE SERVED	3	62.9	0:11.56	1:02.43 [9]	0:49.03 [8]	0:36.00 [8]	0:23.79 [8]	0:12.23 [6]	2.02L	0:36.00	-8
		Karl Zechner		400m	400m	(0:13.40)	(0:13.03)	(0:12.21)	(0:11.56)	(0:12.23)			
7	7	PURE THOUGHTS	9	62.6	0:11.69	1:02.92 [6]	0:49.41 [6]	0:36.36 [6]	0:24.10 [5]	0:12.41 [4]	2.36L	0:36.36	+0
		Luke Dempsey		400m	400m	(0:13.51)	(0:13.05)	(0:12.26)	(0:11.69)	(0:12.41)			
8	4	HELL FOLLOWS	6	62.2	0:11.68	1:02.14 [13]	0:48.60 [14]	0:35.63 [14]	0:23.65 [13]	0:11.97 [12]	3.05L	0:35.63	-5
		Georgina Cartwright		400m	400m	(0:13.54)	(0:12.97)	(0:11.98)	(0:11.68)	(0:11.97)			
9	3	WILL TO EXCEL	12	61.9	0:11.80	1:02.70 [11]	0:49.33 [11]	0:36.33 [11]	0:24.27 [9]	0:12.47 [9]	5.33L	0:36.33	-11
		Taylor Marshall		400m	400m	(0:13.37)	(0:13.00)	(0:12.06)	(0:11.80)	(0:12.47)			
10	12	BOLD TYRANT	13	62.9	0:11.71	1:02.65 [12]	0:49.17 [12]	0:36.10 [13]	0:24.12 [12]	0:12.41 [11]	5.58L	0:36.10	+1
		Winona Costin		400m	400m	(0:13.48)	(0:13.07)	(0:11.98)	(0:11.71)	(0:12.41)			

Scratched: December Diamond (#17)



Sunshine Coast Professional  
Race 7: LIFE MEMBER PETER ALLAN BENCHMARK 58 Handicap -  
2400m  
25 July 2025 - 16:14



Track Rating: Soft 5, Weather: Fine, Rail Position: +7m Entire

Section							1000m	800m	600m	400m	200m	Last 600m	
Field Times							1:03.16 (0:13.50)	0:49.66 (0:13.20)	0:36.46 (0:12.38)	0:24.08 (0:11.86)	0:12.22 (0:12.22)	0:36.46	
Rank	TAB	Horse/Jockey	Barrier	Top Speed [km/h]	Fastest Section						Margin		
11	13	I AIN'T CHICKEN	10	62.4	0:11.70	1:02.22 [16]	0:48.88 [16]	0:36.07 [15]	0:24.06 [15]	0:12.36 [14]	6.83L	0:36.07	-1
		Adin Thompson		400m	400m	(0:13.34)	(0:12.81)	(0:12.01)	(0:11.70)	(0:12.36)			
12	8	SHAPE OF WATER	2	62.0	0:11.94	1:03.29 [8]	0:49.76 [9]	0:36.64 [9]	0:24.38 [11]	0:12.44 [13]	6.85L	0:36.64	+1
		Colleen Krahn		Overall	400m	(0:13.53)	(0:13.12)	(0:12.26)	(0:11.94)	(0:12.44)			
13	16	NITROGLYCERINE	5	61.4	0:11.77	1:02.82 [15]	0:49.49 [15]	0:36.35 [16]	0:24.29 [16]	0:12.52 [15]	8.65L	0:36.35	-4
		Matthew Gray		400m	400m	(0:13.33)	(0:13.14)	(0:12.06)	(0:11.77)	(0:12.52)			
14	9	JUMEIRAH TRIANGLE	14	61.3	0:12.07	1:04.76 [1]	0:51.26 [1]	0:38.06 [1]	0:25.66 [2]	0:13.59 [5]	9.36L	0:38.06	-5
		Montana Philpot		Overall	400m	(0:13.50)	(0:13.20)	(0:12.40)	(0:12.07)	(0:13.59)			
15	10	SWIPER	1	63.7	0:12.15	1:04.62 [3]	0:51.14 [3]	0:37.85 [4]	0:25.44 [4]	0:13.24 [10]	10.01L	0:37.85	-7
		Corey Sutherland		Overall	2200m	(0:13.48)	(0:13.29)	(0:12.41)	(0:12.20)	(0:13.24)			
16	15	ANOTHER DAZZLER	16	60.9	0:11.98	1:03.68 [14]	0:50.29 [13]	0:37.64 [10]	0:25.16 [14]	0:13.18 [16]	12.99L	0:37.64	+4
		Luke Tarrant		400m	400m	(0:13.39)	(0:12.65)	(0:12.48)	(0:11.98)	(0:13.18)			

Scratched: December Diamond (#17)



Horse/Jockey Name	Trapeze Torque
Final Rank	1
Fastest Section Time (Section)	0:11.86 (400m)
Top Speed [km/h] (Section)	62.6 (400m)
Race State	Finished

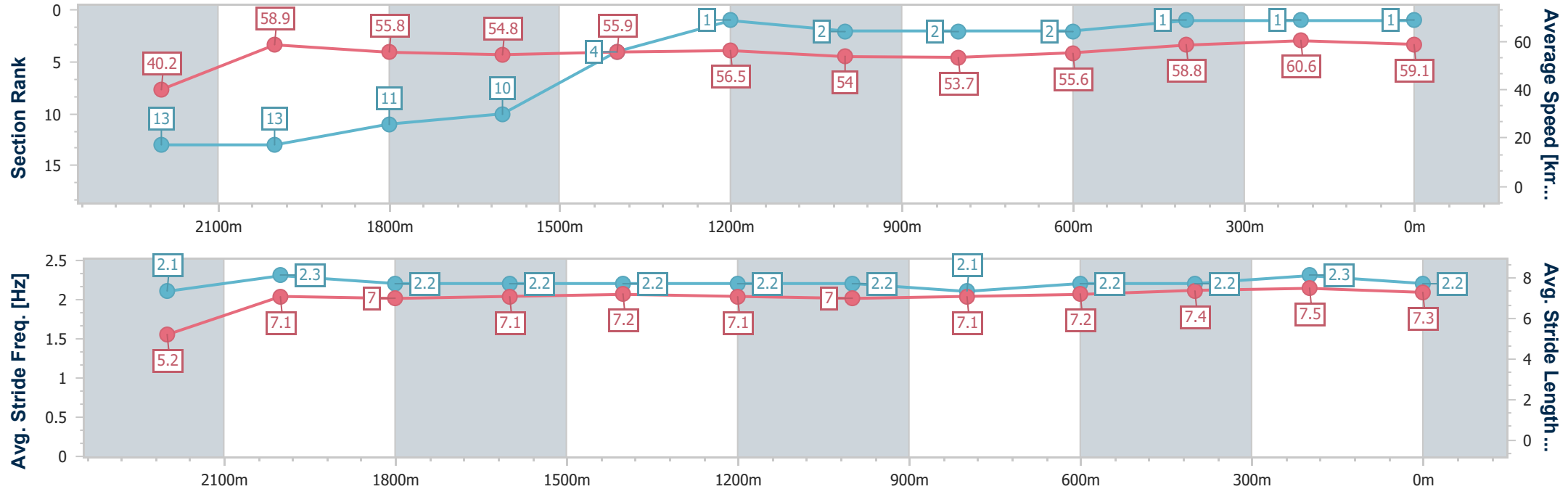


Sunshine CoastProfessional  
Race 7: LIFE MEMBER PETER ALLAN BENCHMARK 58  
Handicap - 2400m  
25 July 2025 - 16:14



Track Rating: Soft 5, Weather: Fine, Rail Position: +7m Entire

Section	Overall	2200m	2000m	1800m	1600m	1400m	1200m	1000m	800m	600m	400m	200m
Section Times	2:38.70 [1] (0:17.93)	2:20.77 [13] (0:12.21)	2:08.56 [13] (0:12.99)	1:55.57 [11] (0:13.30)	1:42.27 [10] (0:13.01)	1:29.26 [4] (0:12.87)	1:16.39 [1] (0:13.35)	1:03.04 [2] (0:13.48)	0:49.56 [2] (0:13.11)	0:36.45 [2] (0:12.37)	0:24.08 [1] (0:11.86)	0:12.22 [1] (0:12.22)
Average Speed [km/h]	40.2	58.9	55.8	54.8	55.9	56.5	54.0	53.7	55.6	58.8	60.6	59.1
Top Speed [km/h]	60.4	61.1	57.4	55.9	59.1	58.9	55.0	54.8	57.9	60.7	62.6	60.2
Avg. Dist. to Rail [m]	8.8	0.9	1.2	2.2	4.5	3.6	3.0	2.8	2.3	1.2	1.9	3.9
Avg. Stride Freq. [Hz]	2.1	2.3	2.2	2.2	2.2	2.2	2.2	2.1	2.2	2.2	2.3	2.2
Avg. Stride Length [m]	5.2	7.1	7.0	7.1	7.2	7.1	7.0	7.1	7.2	7.4	7.5	7.3



- [ ] Ranking at each section and finish
- .-.- No data available at this section
- NA No data available



Horse/Jockey Name	Kenshin Maru
Final Rank	2
Fastest Section Time (Section)	0:11.61 (400m)
Top Speed [km/h] (Section)	63.3 (Overall)
Race State	Finished

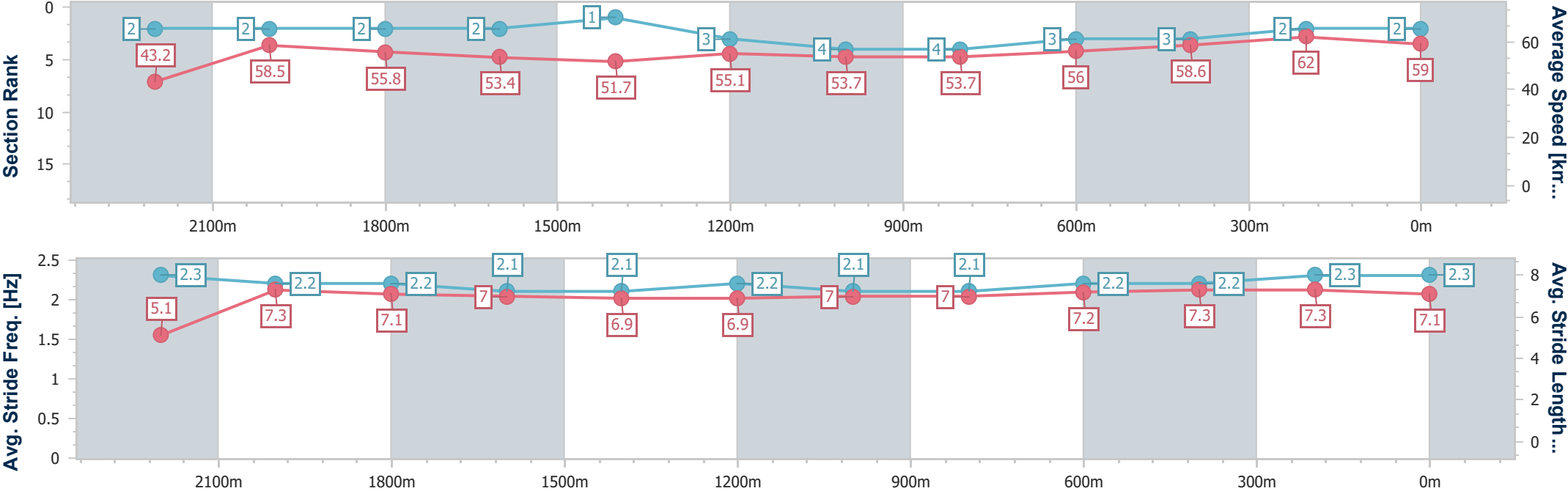


Sunshine CoastProfessional  
Race 7: LIFE MEMBER PETER ALLAN BENCHMARK 58  
Handicap - 2400m  
25 July 2025 - 16:14



Track Rating: Soft 5, Weather: Fine, Rail Position: +7m Entire

Section	Overall	2200m	2000m	1800m	1600m	1400m	1200m	1000m	800m	600m	400m	200m
Section Times	2:38.72 [2] (0:16.68)	2:22.04 [2] (0:12.28)	2:09.76 [2] (0:12.87)	1:56.89 [2] (0:13.46)	1:43.43 [2] (0:14.00)	1:29.43 [1] (0:13.19)	1:16.24 [3] (0:13.41)	1:02.83 [4] (0:13.54)	0:49.29 [4] (0:13.06)	0:36.23 [3] (0:12.45)	0:23.78 [3] (0:11.61)	0:12.17 [2] (0:12.17)
Average Speed [km/h]	43.2	58.5	55.8	53.4	51.7	55.1	53.7	53.7	56.0	58.6	62.0	59.0
Top Speed [km/h]	63.3	62.2	56.5	54.4	52.1	56.5	54.9	55.1	58.8	60.9	62.8	63.2
Avg. Dist. to Rail [m]	7.1	0.1	0.8	0.8	2.8	2.9	2.7	3.0	2.6	2.5	3.6	5.6
Avg. Stride Freq. [Hz]	2.3	2.2	2.2	2.1	2.1	2.2	2.1	2.1	2.2	2.2	2.3	2.3
Avg. Stride Length [m]	5.1	7.3	7.1	7.0	6.9	6.9	7.0	7.0	7.2	7.3	7.3	7.1





Horse/Jockey Name	Big Hitter
Final Rank	3
Fastest Section Time (Section)	0:11.58 (400m)
Top Speed [km/h] (Section)	63.0 (400m)
Race State	Finished

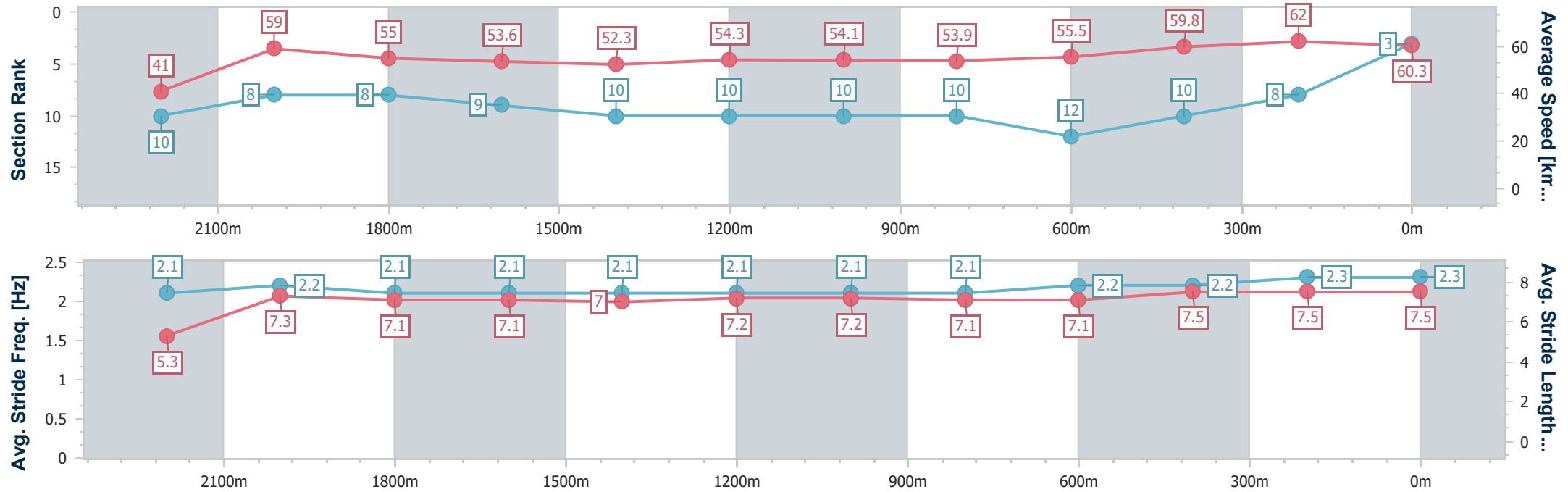


Sunshine CoastProfessional  
Race 7: LIFE MEMBER PETER ALLAN BENCHMARK 58  
Handicap - 2400m  
25 July 2025 - 16:14



Track Rating: Soft 5, Weather: Fine, Rail Position: +7m Entire

Section	Overall	2200m	2000m	1800m	1600m	1400m	1200m	1000m	800m	600m	400m	200m
Section Times	2:38.93 [3] (0:17.51)	2:21.42 [10] (0:12.23)	2:09.19 [8] (0:13.05)	1:56.14 [8] (0:13.47)	1:42.67 [9] (0:13.82)	1:28.85 [10] (0:13.37)	1:15.48 [10] (0:13.32)	1:02.16 [10] (0:13.48)	0:48.68 [10] (0:13.08)	0:35.60 [12] (0:12.08)	0:23.52 [10] (0:11.58)	0:11.94 [8] (0:11.94)
Average Speed [km/h]	41.0	59.0	55.0	53.6	52.3	54.3	54.1	53.9	55.5	59.8	62.0	60.3
Top Speed [km/h]	61.2	61.0	55.6	54.8	53.1	56.8	56.5	55.4	60.0	60.4	63.0	61.9
Avg. Dist. to Rail [m]	6.5	0.1	0.4	0.5	2.0	2.7	2.9	2.6	1.8	0.4	1.7	1.9
Avg. Stride Freq. [Hz]	2.1	2.2	2.1	2.1	2.1	2.1	2.1	2.1	2.2	2.2	2.3	2.3
Avg. Stride Length [m]	5.3	7.3	7.1	7.1	7.0	7.2	7.2	7.1	7.1	7.5	7.5	7.5







Horse/Jockey Name	Papal Miss
Final Rank	4
Fastest Section Time (Section)	0:11.80 (400m)
Top Speed [km/h] (Section)	62.8 (Overall)
Race State	Finished

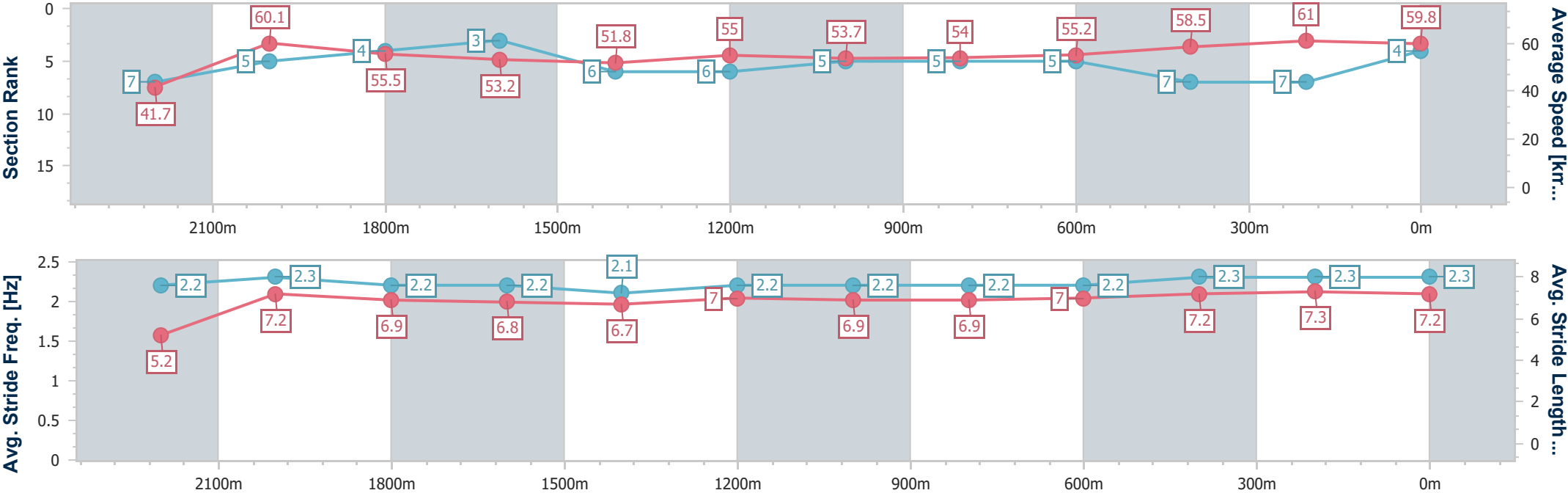


Sunshine CoastProfessional  
Race 7: LIFE MEMBER PETER ALLAN BENCHMARK 58  
Handicap - 2400m  
25 July 2025 - 16:14



Track Rating: Soft 5, Weather: Fine, Rail Position: +7m Entire

Section	Overall	2200m	2000m	1800m	1600m	1400m	1200m	1000m	800m	600m	400m	200m
Section Times	2:38.94 [4] (0:17.25)	2:21.69 [7] (0:11.99)	2:09.70 [5] (0:12.90)	1:56.80 [4] (0:13.48)	1:43.32 [3] (0:13.95)	1:29.37 [6] (0:13.16)	1:16.21 [6] (0:13.44)	1:02.77 [5] (0:13.38)	0:49.39 [5] (0:13.16)	0:36.23 [5] (0:12.39)	0:23.84 [7] (0:11.80)	0:12.04 [7] (0:12.04)
Average Speed [km/h]	41.7	60.1	55.5	53.2	51.8	55.0	53.7	54.0	55.2	58.5	61.0	59.8
Top Speed [km/h]	62.8	62.5	57.3	54.4	53.1	57.4	55.5	55.7	58.6	59.8	61.5	61.0
Avg. Dist. to Rail [m]	7.6	0.9	1.3	0.7	1.5	1.9	2.0	1.8	1.5	1.2	2.9	3.2
Avg. Stride Freq. [Hz]	2.2	2.3	2.2	2.2	2.1	2.2	2.2	2.2	2.2	2.3	2.3	2.3
Avg. Stride Length [m]	5.2	7.2	6.9	6.8	6.7	7.0	6.9	6.9	7.0	7.2	7.3	7.2





Horse/Jockey Name	Hurricane Rosie
Final Rank	5
Fastest Section Time (Section)	0:11.51 (400m)
Top Speed [km/h] (Section)	63.5 (400m)
Race State	Finished

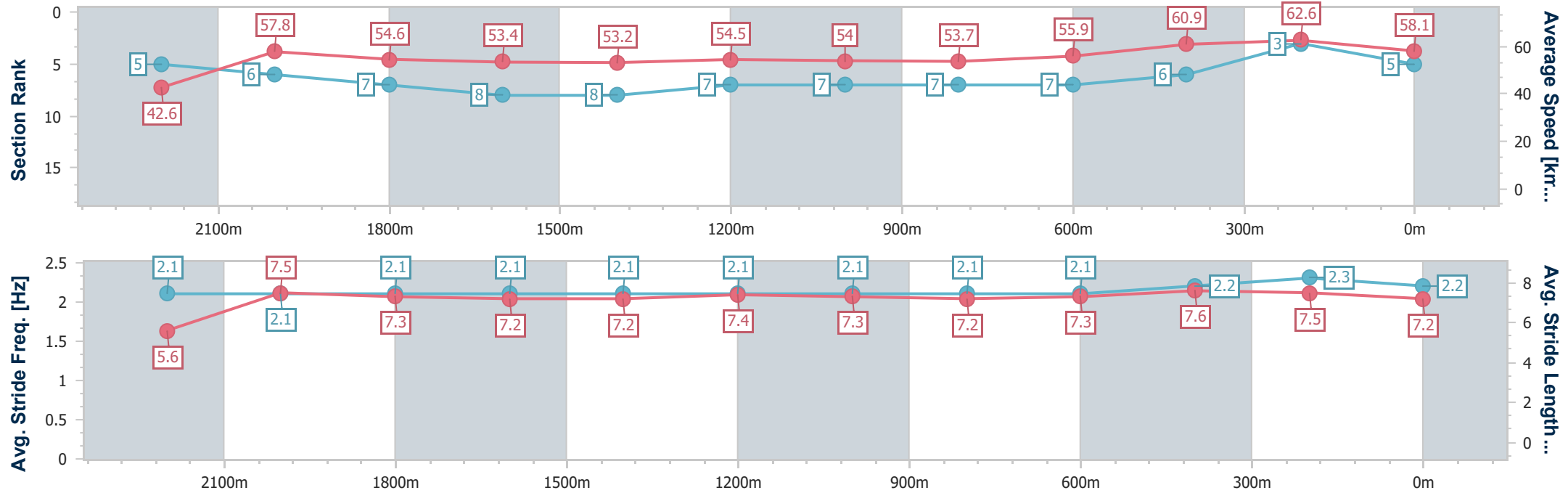


Sunshine CoastProfessional  
Race 7: LIFE MEMBER PETER ALLAN BENCHMARK 58  
Handicap - 2400m  
25 July 2025 - 16:14



Track Rating: Soft 5, Weather: Fine, Rail Position: +7m Entire

Section	Overall	2200m	2000m	1800m	1600m	1400m	1200m	1000m	800m	600m	400m	200m
Section Times	2:38.98 [5] (0:16.93)	2:22.05 [5] (0:12.43)	2:09.62 [6] (0:13.23)	1:56.39 [7] (0:13.57)	1:42.82 [8] (0:13.61)	1:29.21 [8] (0:13.30)	1:15.91 [7] (0:13.39)	1:02.52 [7] (0:13.51)	0:49.01 [7] (0:13.07)	0:35.94 [7] (0:12.04)	0:23.90 [6] (0:11.51)	0:12.39 [3] (0:12.39)
Average Speed [km/h]	42.6	57.8	54.6	53.4	53.2	54.5	54.0	53.7	55.9	60.9	62.6	58.1
Top Speed [km/h]	62.5	61.6	55.7	54.8	54.2	56.3	55.9	55.7	59.6	62.0	63.5	61.4
Avg. Dist. to Rail [m]	10.0	1.8	0.6	1.2	2.7	2.8	3.0	2.7	2.6	3.1	4.6	6.2
Avg. Stride Freq. [Hz]	2.1	2.1	2.1	2.1	2.1	2.1	2.1	2.1	2.1	2.2	2.3	2.2
Avg. Stride Length [m]	5.6	7.5	7.3	7.2	7.2	7.4	7.3	7.2	7.3	7.6	7.5	7.2



[ ] Ranking at each section and finish  
- - - - - No data available at this section  
NA No data available



Horse/Jockey Name	Justice Served
Final Rank	6
Fastest Section Time (Section)	0:11.56 (400m)
Top Speed [km/h] (Section)	62.9 (400m)
Race State	Finished

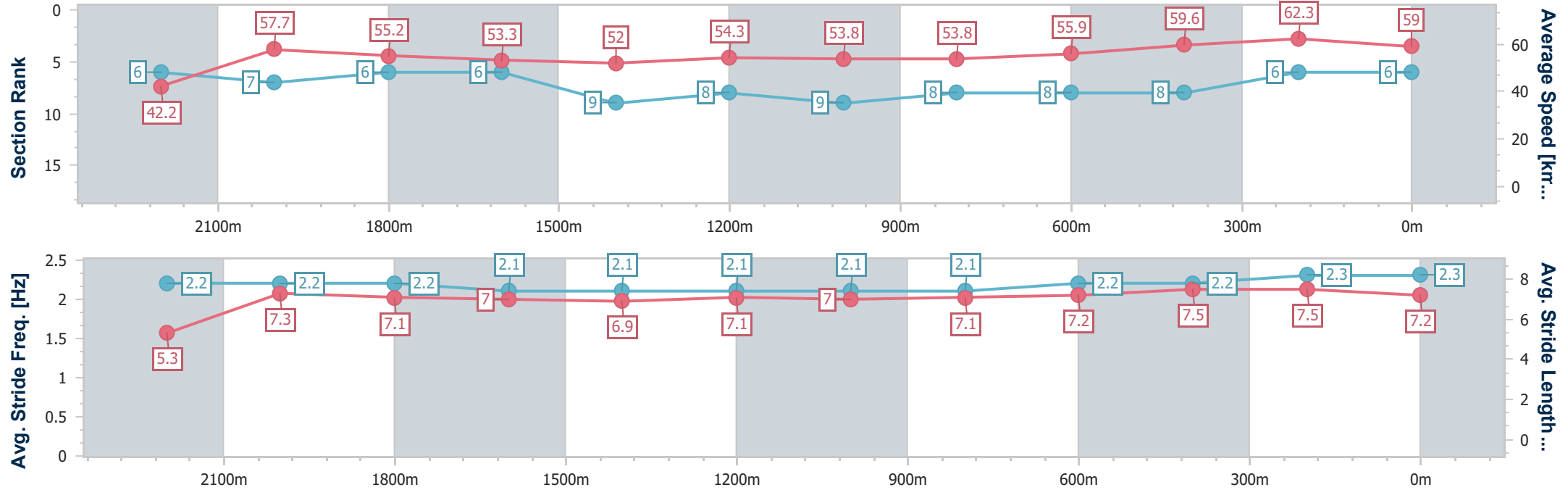


Sunshine CoastProfessional  
Race 7: LIFE MEMBER PETER ALLAN BENCHMARK 58  
Handicap - 2400m  
25 July 2025 - 16:14



Track Rating: Soft 5, Weather: Fine, Rail Position: +7m Entire

Section	Overall	2200m	2000m	1800m	1600m	1400m	1200m	1000m	800m	600m	400m	200m
Section Times	2:39.05 [6] (0:17.00)	2:22.05 [6] (0:12.47)	2:09.58 [7] (0:12.99)	1:56.59 [6] (0:13.53)	1:43.06 [6] (0:13.89)	1:29.17 [9] (0:13.34)	1:15.83 [8] (0:13.40)	1:02.43 [9] (0:13.40)	0:49.03 [8] (0:13.03)	0:36.00 [8] (0:12.21)	0:23.79 [8] (0:11.56)	0:12.23 [6] (0:12.23)
Average Speed [km/h]	42.2	57.7	55.2	53.3	52.0	54.3	53.8	53.8	55.9	59.6	62.3	59.0
Top Speed [km/h]	61.4	60.4	56.6	54.9	53.0	56.8	55.6	55.5	59.6	61.7	62.9	61.4
Avg. Dist. to Rail [m]	6.9	0.5	0.9	0.5	1.7	2.0	2.1	1.8	1.5	2.0	5.2	7.4
Avg. Stride Freq. [Hz]	2.2	2.2	2.2	2.1	2.1	2.1	2.1	2.1	2.2	2.2	2.3	2.3
Avg. Stride Length [m]	5.3	7.3	7.1	7.0	6.9	7.1	7.0	7.1	7.2	7.5	7.5	7.2





Horse/Jockey Name	Pure Thoughts
Final Rank	7
Fastest Section Time (Section)	0:11.69 (400m)
Top Speed [km/h] (Section)	62.6 (400m)
Race State	Finished

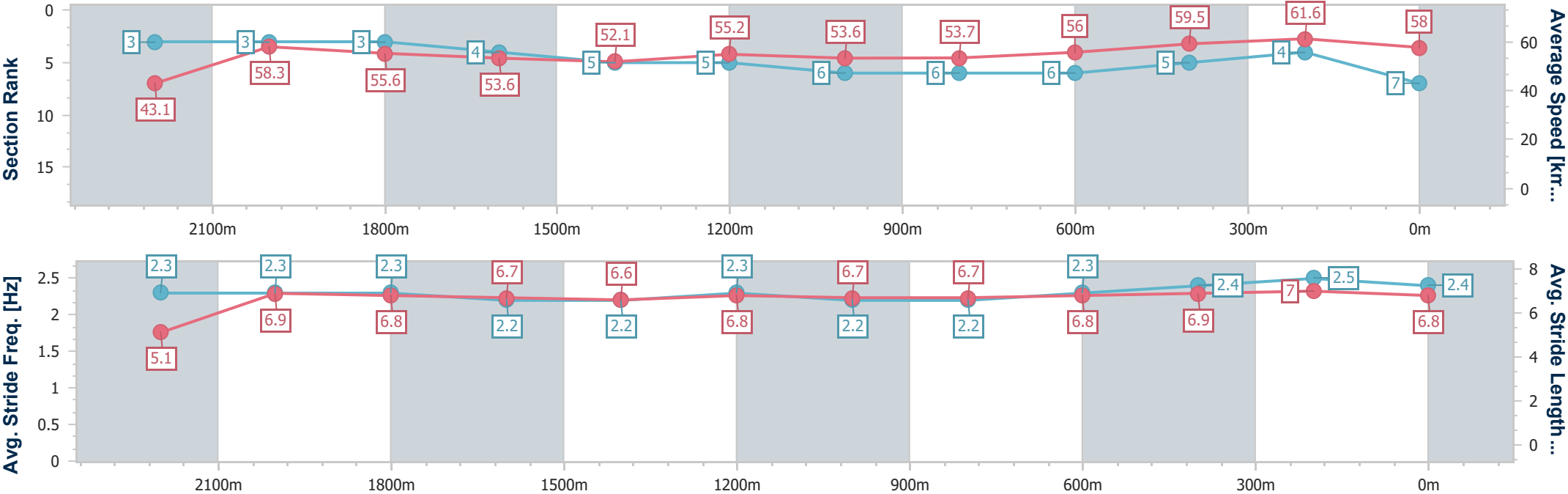


Sunshine CoastProfessional  
Race 7: LIFE MEMBER PETER ALLAN BENCHMARK 58  
Handicap - 2400m  
25 July 2025 - 16:14



Track Rating: Soft 5, Weather: Fine, Rail Position: +7m Entire

Section	Overall	2200m	2000m	1800m	1600m	1400m	1200m	1000m	800m	600m	400m	200m
Section Times	2:39.11 [7] (0:16.69)	2:22.42 [3] (0:12.32)	2:10.10 [3] (0:13.03)	1:57.07 [3] (0:13.58)	1:43.49 [4] (0:13.93)	1:29.56 [5] (0:13.12)	1:16.44 [5] (0:13.52)	1:02.92 [6] (0:13.51)	0:49.41 [6] (0:13.05)	0:36.36 [6] (0:12.26)	0:24.10 [5] (0:11.69)	0:12.41 [4] (0:12.41)
Average Speed [km/h]	43.1	58.3	55.6	53.6	52.1	55.2	53.6	53.7	56.0	59.5	61.6	58.0
Top Speed [km/h]	62.4	61.4	56.2	54.6	53.1	57.0	56.3	55.7	59.9	61.5	62.6	59.6
Avg. Dist. to Rail [m]	9.1	1.6	1.1	1.9	2.9	2.9	3.2	2.9	2.5	2.3	3.8	5.1
Avg. Stride Freq. [Hz]	2.3	2.3	2.3	2.2	2.2	2.3	2.2	2.2	2.3	2.4	2.5	2.4
Avg. Stride Length [m]	5.1	6.9	6.8	6.7	6.6	6.8	6.7	6.7	6.8	6.9	7.0	6.8





Horse/Jockey Name	Hell Follows
Final Rank	8
Fastest Section Time (Section)	0:11.68 (400m)
Top Speed [km/h] (Section)	62.2 (400m)
Race State	Finished

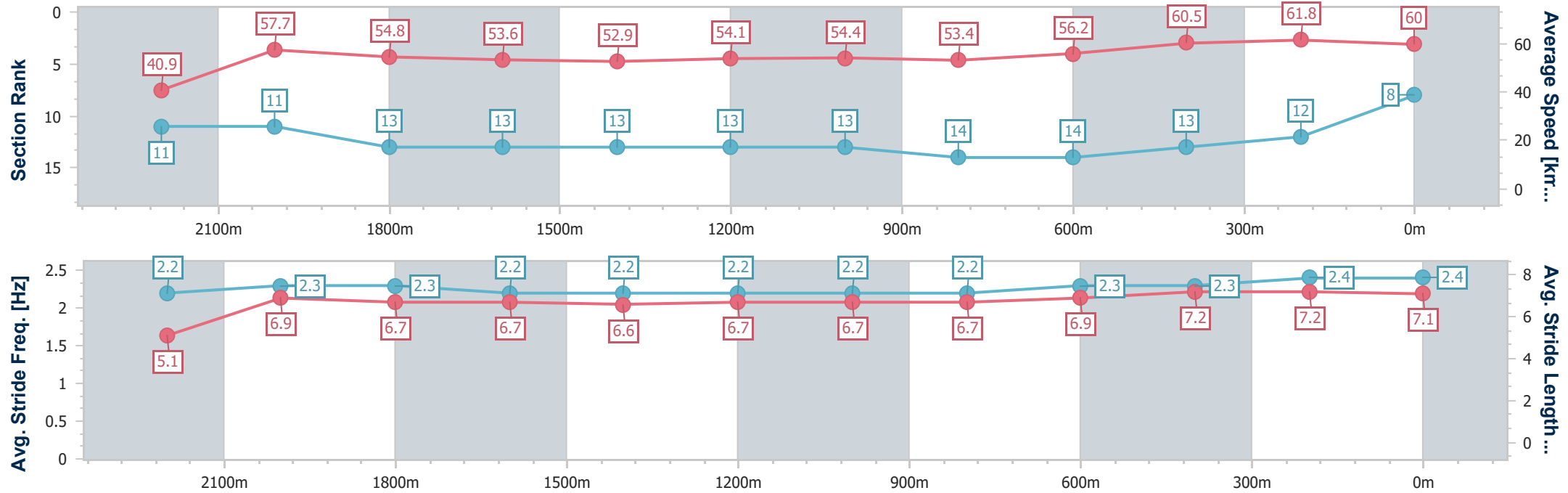


Sunshine CoastProfessional  
Race 7: LIFE MEMBER PETER ALLAN BENCHMARK 58  
Handicap - 2400m  
25 July 2025 - 16:14



Track Rating: Soft 5, Weather: Fine, Rail Position: +7m Entire

Section	Overall	2200m	2000m	1800m	1600m	1400m	1200m	1000m	800m	600m	400m	200m
Section Times	2:39.22 [8] (0:17.58)	2:21.64 [11] (0:12.44)	2:09.20 [11] (0:13.17)	1:56.03 [13] (0:13.50)	1:42.53 [13] (0:13.73)	1:28.80 [13] (0:13.41)	1:15.39 [13] (0:13.25)	1:02.14 [13] (0:13.54)	0:48.60 [14] (0:12.97)	0:35.63 [14] (0:11.98)	0:23.65 [13] (0:11.68)	0:11.97 [12] (0:11.97)
Average Speed [km/h]	40.9	57.7	54.8	53.6	52.9	54.1	54.4	53.4	56.2	60.5	61.8	60.0
Top Speed [km/h]	60.9	60.7	56.1	55.4	54.2	56.6	56.8	55.9	60.1	61.2	62.2	61.6
Avg. Dist. to Rail [m]	6.9	0.3	0.4	1.2	2.7	2.8	2.8	2.6	2.1	0.7	1.6	2.3
Avg. Stride Freq. [Hz]	2.2	2.3	2.3	2.2	2.2	2.2	2.2	2.2	2.3	2.3	2.4	2.4
Avg. Stride Length [m]	5.1	6.9	6.7	6.7	6.6	6.7	6.7	6.7	6.9	7.2	7.2	7.1





Horse/Jockey Name	Will to Excel
Final Rank	9
Fastest Section Time (Section)	0:11.80 (400m)
Top Speed [km/h] (Section)	61.9 (400m)
Race State	Finished

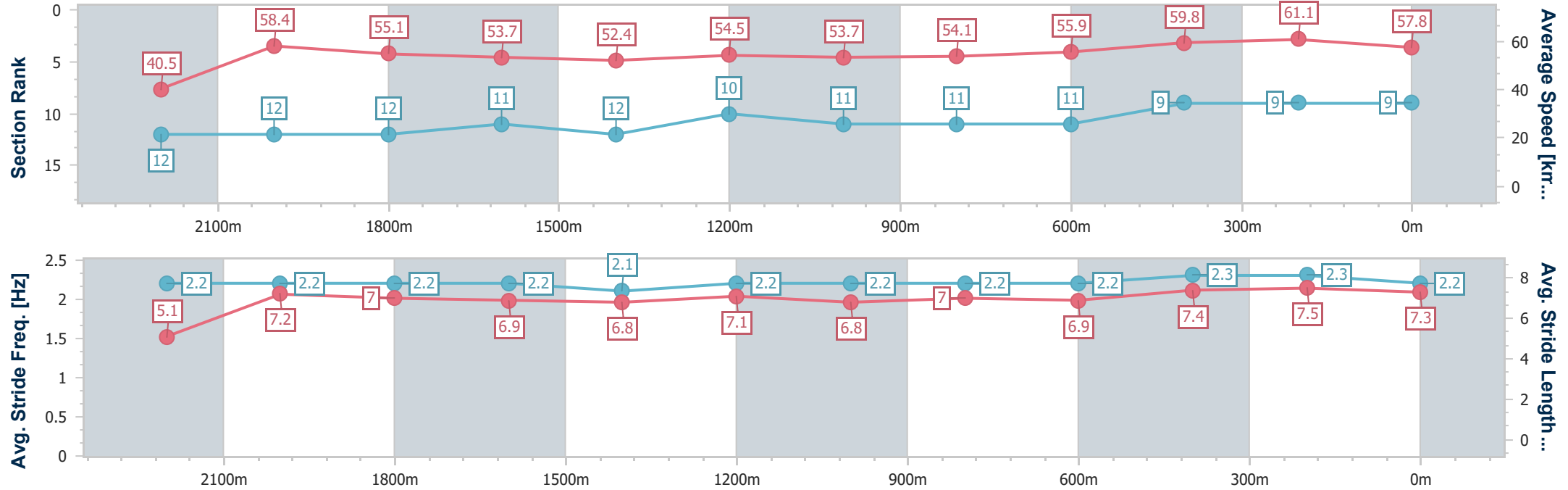


Sunshine CoastProfessional  
Race 7: LIFE MEMBER PETER ALLAN BENCHMARK 58  
Handicap - 2400m  
25 July 2025 - 16:14



Track Rating: Soft 5, Weather: Fine, Rail Position: +7m Entire

Section	Overall	2200m	2000m	1800m	1600m	1400m	1200m	1000m	800m	600m	400m	200m
Section Times	2:39.61 [9] (0:17.83)	2:21.78 [12] (0:12.30)	2:09.48 [12] (0:13.01)	1:56.47 [12] (0:13.29)	1:43.18 [11] (0:13.80)	1:29.38 [12] (0:13.22)	1:16.16 [10] (0:13.46)	1:02.70 [11] (0:13.37)	0:49.33 [11] (0:13.00)	0:36.33 [11] (0:12.06)	0:24.27 [9] (0:11.80)	0:12.47 [9] (0:12.47)
Average Speed [km/h]	40.5	58.4	55.1	53.7	52.4	54.5	53.7	54.1	55.9	59.8	61.1	57.8
Top Speed [km/h]	59.9	60.1	55.8	55.1	53.9	57.3	56.9	56.0	60.0	60.5	61.9	60.2
Avg. Dist. to Rail [m]	8.1	0.7	1.6	1.1	1.5	2.2	2.0	1.9	1.4	0.4	0.3	0.2
Avg. Stride Freq. [Hz]	2.2	2.2	2.2	2.2	2.1	2.2	2.2	2.2	2.2	2.3	2.3	2.2
Avg. Stride Length [m]	5.1	7.2	7.0	6.9	6.8	7.1	6.8	7.0	6.9	7.4	7.5	7.3





Horse/Jockey Name	Bold Tyrant
Final Rank	10
Fastest Section Time (Section)	0:11.71 (400m)
Top Speed [km/h] (Section)	62.9 (400m)
Race State	Finished

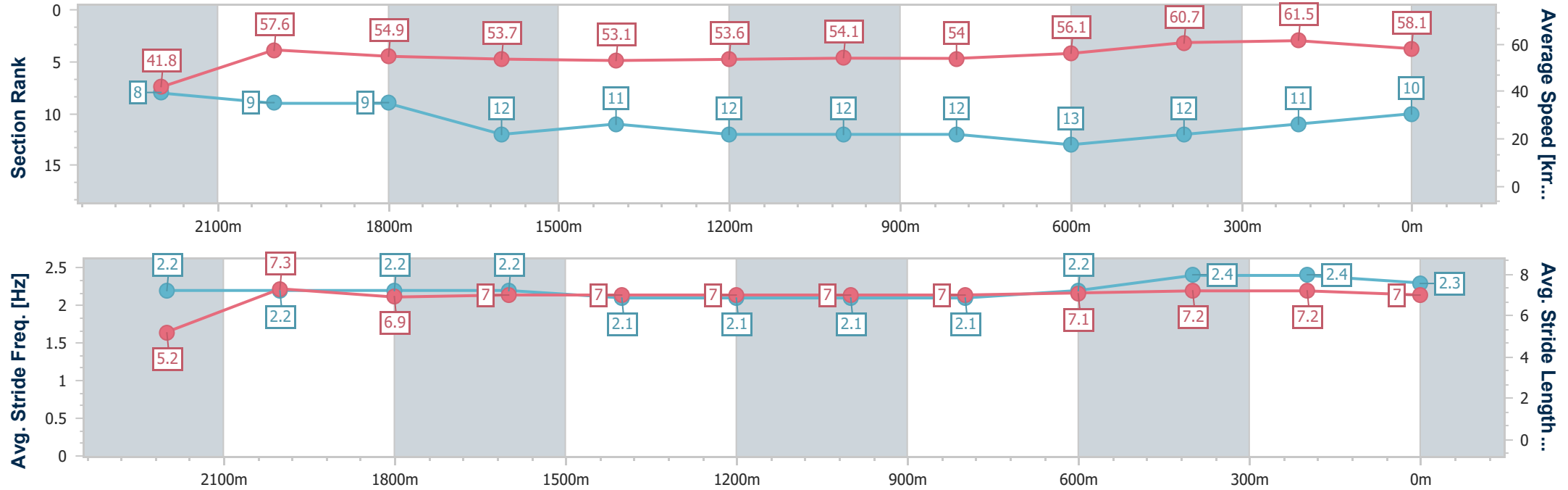


Sunshine CoastProfessional  
Race 7: LIFE MEMBER PETER ALLAN BENCHMARK 58  
Handicap - 2400m  
25 July 2025 - 16:14



Track Rating: Soft 5, Weather: Fine, Rail Position: +7m Entire

Section	Overall	2200m	2000m	1800m	1600m	1400m	1200m	1000m	800m	600m	400m	200m
Section Times	2:39.65 [10] (0:17.28)	2:22.37 [8] (0:12.50)	2:09.87 [9] (0:13.13)	1:56.74 [9] (0:13.54)	1:43.20 [12] (0:13.66)	1:29.54 [11] (0:13.54)	1:16.00 [12] (0:13.35)	1:02.65 [12] (0:13.48)	0:49.17 [12] (0:13.07)	0:36.10 [13] (0:11.98)	0:24.12 [12] (0:11.71)	0:12.41 [11] (0:12.41)
Average Speed [km/h]	41.8	57.6	54.9	53.7	53.1	53.6	54.1	54.0	56.1	60.7	61.5	58.1
Top Speed [km/h]	62.4	61.0	56.9	55.0	54.2	56.0	55.8	56.1	60.4	61.5	62.9	61.5
Avg. Dist. to Rail [m]	10.0	1.1	0.5	1.6	3.0	3.7	3.8	3.6	3.2	2.1	4.1	5.1
Avg. Stride Freq. [Hz]	2.2	2.2	2.2	2.2	2.1	2.1	2.1	2.1	2.2	2.4	2.4	2.3
Avg. Stride Length [m]	5.2	7.3	6.9	7.0	7.0	7.0	7.0	7.0	7.1	7.2	7.2	7.0





Horse/Jockey Name	I Ain't Chicken
Final Rank	11
Fastest Section Time (Section)	0:11.70 (400m)
Top Speed [km/h] (Section)	62.4 (400m)
Race State	Finished

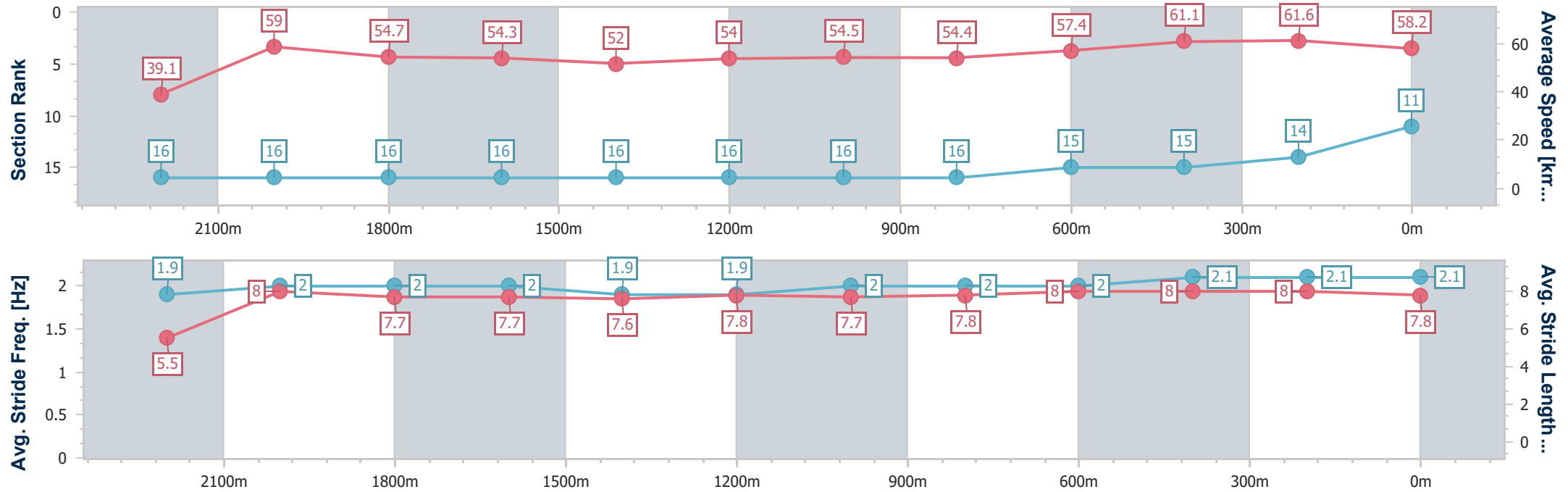


Sunshine CoastProfessional  
Race 7: LIFE MEMBER PETER ALLAN BENCHMARK 58  
Handicap - 2400m  
25 July 2025 - 16:14



Track Rating: Soft 5, Weather: Fine, Rail Position: +7m Entire

Section	Overall	2200m	2000m	1800m	1600m	1400m	1200m	1000m	800m	600m	400m	200m
Section Times	2:39.87 [11] (0:18.39)	2:21.48 [16] (0:12.20)	2:09.28 [16] (0:13.17)	1:56.11 [16] (0:13.31)	1:42.80 [16] (0:13.94)	1:28.86 [16] (0:13.41)	1:15.45 [16] (0:13.23)	1:02.22 [16] (0:13.34)	0:48.88 [16] (0:12.81)	0:36.07 [15] (0:12.01)	0:24.06 [15] (0:11.70)	0:12.36 [14] (0:12.36)
Average Speed [km/h]	39.1	59.0	54.7	54.3	52.0	54.0	54.5	54.4	57.4	61.1	61.6	58.2
Top Speed [km/h]	60.7	60.1	58.4	55.5	53.2	57.2	57.2	55.9	60.9	62.0	62.4	60.4
Avg. Dist. to Rail [m]	7.1	0.3	0.2	0.7	2.1	2.4	2.2	2.5	3.7	3.3	5.5	6.0
Avg. Stride Freq. [Hz]	1.9	2.0	2.0	2.0	1.9	1.9	2.0	2.0	2.0	2.1	2.1	2.1
Avg. Stride Length [m]	5.5	8.0	7.7	7.7	7.6	7.8	7.7	7.8	8.0	8.0	8.0	7.8







Horse/Jockey Name	Shape Of Water
Final Rank	12
Fastest Section Time (Section)	0:11.94 (400m)
Top Speed [km/h] (Section)	62.0 (Overall)
Race State	Finished

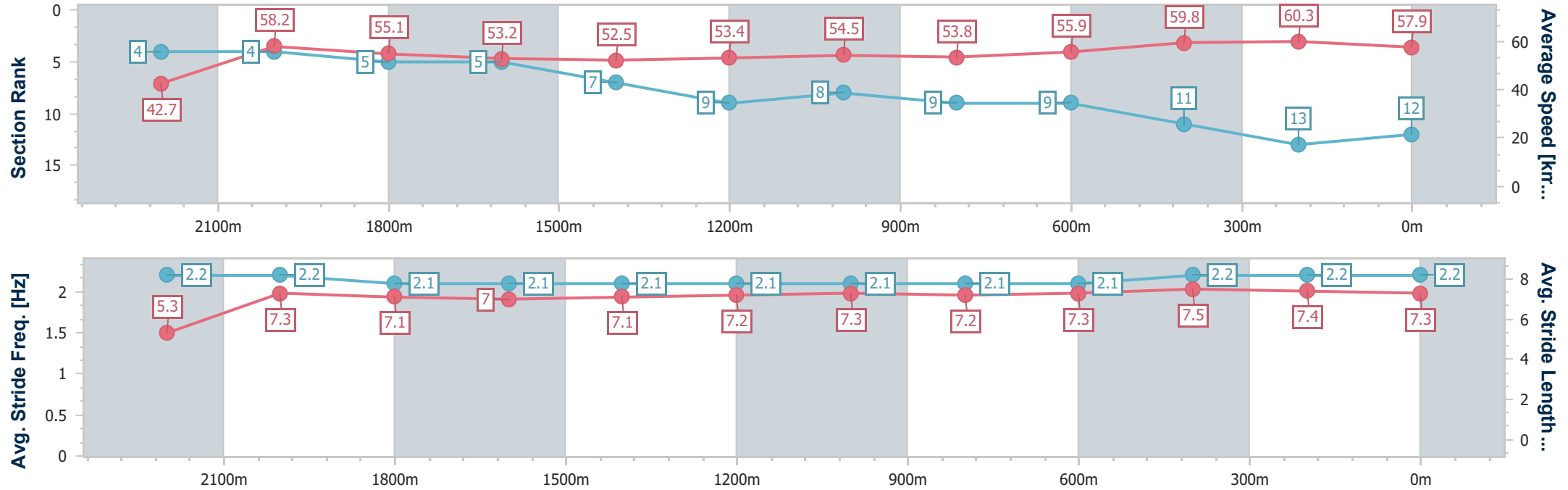


Sunshine CoastProfessional  
Race 7: LIFE MEMBER PETER ALLAN BENCHMARK 58  
Handicap - 2400m  
25 July 2025 - 16:14



Track Rating: Soft 5, Weather: Fine, Rail Position: +7m Entire

Section	Overall	2200m	2000m	1800m	1600m	1400m	1200m	1000m	800m	600m	400m	200m
Section Times	2:39.87 [12] (0:16.87)	2:23.00 [4] (0:12.33)	2:10.67 [4] (0:13.12)	1:57.55 [5] (0:13.57)	1:43.98 [5] (0:13.84)	1:30.14 [7] (0:13.61)	1:16.53 [9] (0:13.24)	1:03.29 [8] (0:13.53)	0:49.76 [9] (0:13.12)	0:36.64 [9] (0:12.26)	0:24.38 [11] (0:11.94)	0:12.44 [13] (0:12.44)
Average Speed [km/h]	42.7	58.2	55.1	53.2	52.5	53.4	54.5	53.8	55.9	59.8	60.3	57.9
Top Speed [km/h]	62.0	61.7	56.0	54.8	53.4	55.9	56.2	55.5	59.7	60.9	60.9	60.0
Avg. Dist. to Rail [m]	6.4	0.6	0.3	1.0	3.2	3.7	3.8	3.4	3.3	3.3	7.0	8.3
Avg. Stride Freq. [Hz]	2.2	2.2	2.1	2.1	2.1	2.1	2.1	2.1	2.1	2.2	2.2	2.2
Avg. Stride Length [m]	5.3	7.3	7.1	7.0	7.1	7.2	7.3	7.2	7.3	7.5	7.4	7.3





Horse/Jockey Name	Nitroglycerine
Final Rank	13
Fastest Section Time (Section)	0:11.77 (400m)
Top Speed [km/h] (Section)	61.4 (400m)
Race State	Finished

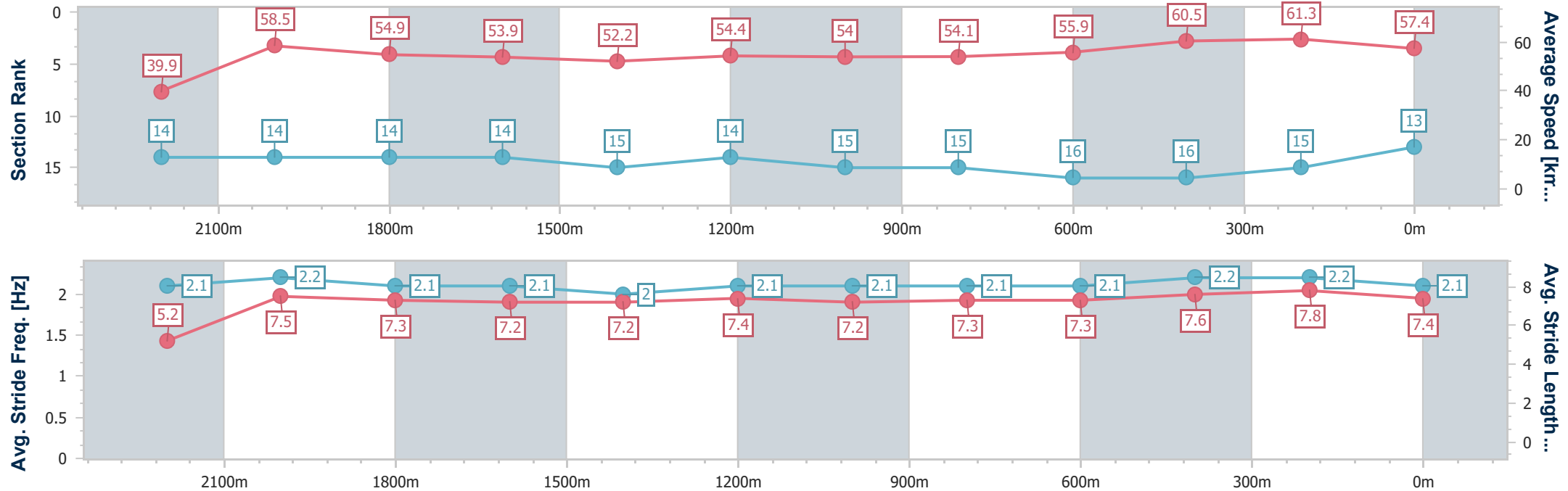


Sunshine CoastProfessional  
Race 7: LIFE MEMBER PETER ALLAN BENCHMARK 58  
Handicap - 2400m  
25 July 2025 - 16:14



Track Rating: Soft 5, Weather: Fine, Rail Position: +7m Entire

Section	Overall	2200m	2000m	1800m	1600m	1400m	1200m	1000m	800m	600m	400m	200m
Section Times	2:40.18 [13] (0:18.08)	2:22.10 [14] (0:12.27)	2:09.83 [14] (0:13.12)	1:56.71 [14] (0:13.35)	1:43.36 [14] (0:13.85)	1:29.51 [15] (0:13.30)	1:16.21 [14] (0:13.39)	1:02.82 [15] (0:13.33)	0:49.49 [15] (0:13.14)	0:36.35 [16] (0:12.06)	0:24.29 [16] (0:11.77)	0:12.52 [15] (0:12.52)
Average Speed [km/h]	39.9	58.5	54.9	53.9	52.2	54.4	54.0	54.1	55.9	60.5	61.3	57.4
Top Speed [km/h]	59.2	59.7	55.9	55.1	53.3	56.5	56.2	56.2	58.9	61.0	61.4	60.4
Avg. Dist. to Rail [m]	6.5	0.2	0.3	0.7	1.6	2.3	2.0	1.4	3.0	2.3	3.1	5.4
Avg. Stride Freq. [Hz]	2.1	2.2	2.1	2.1	2.0	2.1	2.1	2.1	2.1	2.2	2.2	2.1
Avg. Stride Length [m]	5.2	7.5	7.3	7.2	7.2	7.4	7.2	7.3	7.3	7.6	7.8	7.4





Horse/Jockey Name	Jumeirah Triangle
Final Rank	14
Fastest Section Time (Section)	0:12.07 (400m)
Top Speed [km/h] (Section)	61.3 (Overall)
Race State	Finished

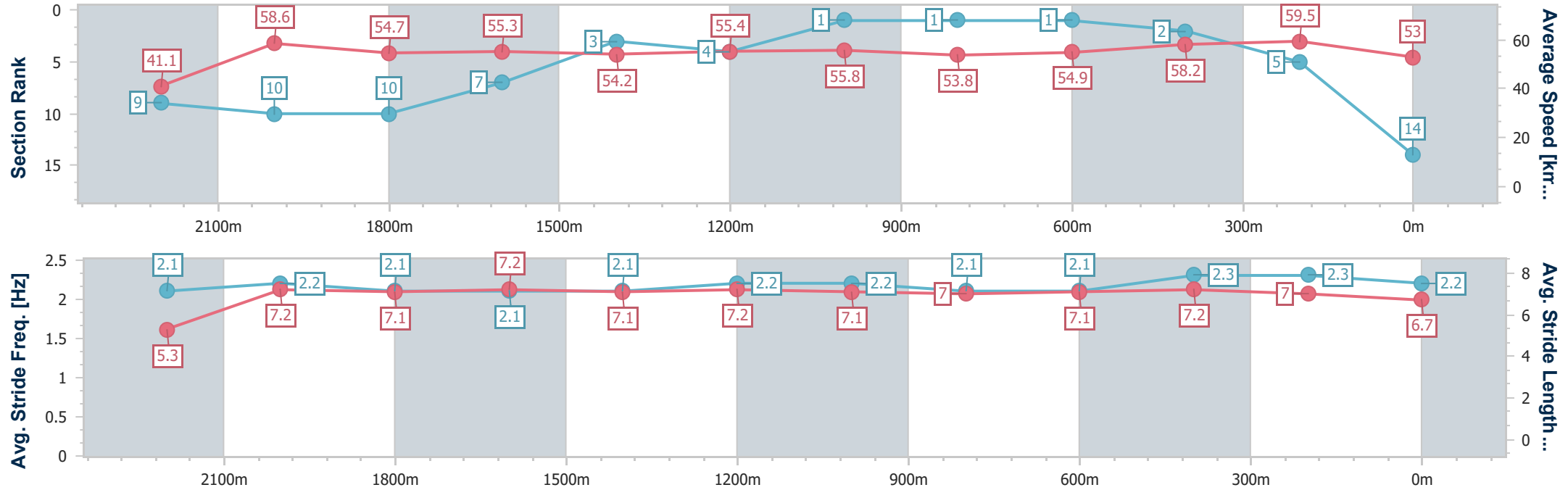


Sunshine CoastProfessional  
Race 7: LIFE MEMBER PETER ALLAN BENCHMARK 58  
Handicap - 2400m  
25 July 2025 - 16:14



Track Rating: Soft 5, Weather: Fine, Rail Position: +7m Entire

Section	Overall	2200m	2000m	1800m	1600m	1400m	1200m	1000m	800m	600m	400m	200m
Section Times	2:40.30 [14] (0:17.50)	2:22.80 [9] (0:12.31)	2:10.49 [10] (0:13.15)	1:57.34 [10] (0:13.09)	1:44.25 [7] (0:13.39)	1:30.86 [3] (0:13.15)	1:17.71 [4] (0:12.95)	1:04.76 [1] (0:13.50)	0:51.26 [1] (0:13.20)	0:38.06 [1] (0:12.40)	0:25.66 [2] (0:12.07)	0:13.59 [5] (0:13.59)
Average Speed [km/h]	41.1	58.6	54.7	55.3	54.2	55.4	55.8	53.8	54.9	58.2	59.5	53.0
Top Speed [km/h]	61.3	61.2	55.8	56.3	56.2	57.3	57.2	54.7	57.7	60.1	60.8	57.2
Avg. Dist. to Rail [m]	11.2	1.7	0.5	1.0	4.0	4.0	4.7	3.0	1.5	0.4	0.3	1.1
Avg. Stride Freq. [Hz]	2.1	2.2	2.1	2.1	2.1	2.2	2.2	2.1	2.1	2.3	2.3	2.2
Avg. Stride Length [m]	5.3	7.2	7.1	7.2	7.1	7.2	7.1	7.0	7.1	7.2	7.0	6.7





Horse/Jockey Name	Swiper
Final Rank	15
Fastest Section Time (Section)	0:12.15 (2200m)
Top Speed [km/h] (Section)	63.7 (Overall)
Race State	Finished

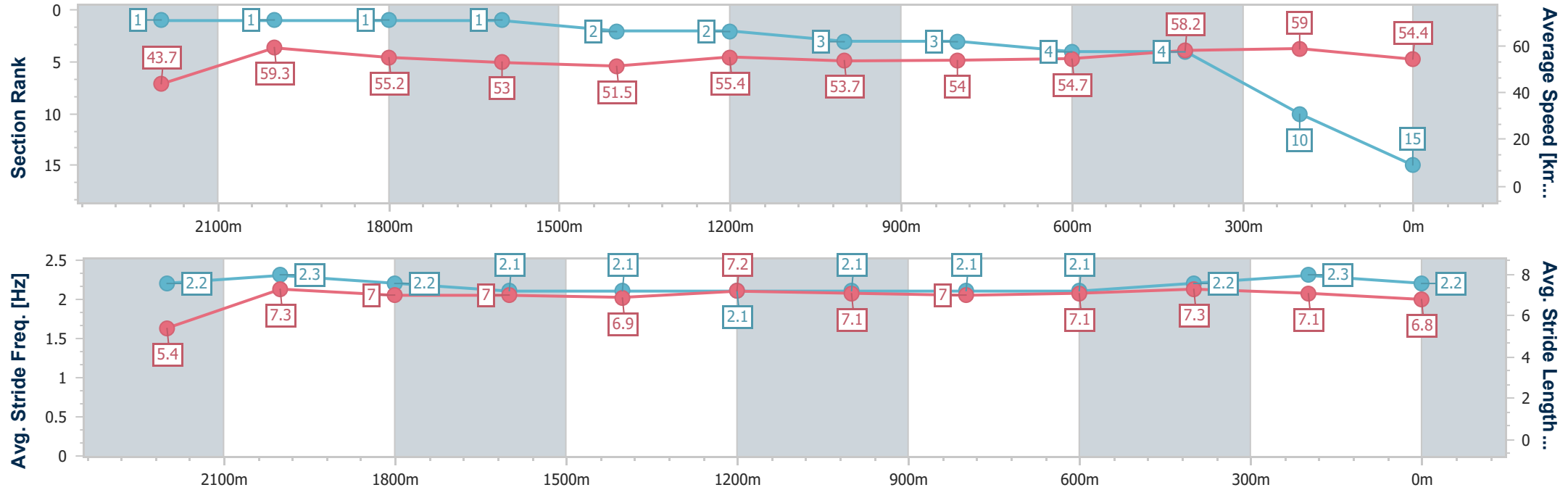


Sunshine CoastProfessional  
Race 7: LIFE MEMBER PETER ALLAN BENCHMARK 58  
Handicap - 2400m  
25 July 2025 - 16:14



Track Rating: Soft 5, Weather: Fine, Rail Position: +7m Entire

Section	Overall	2200m	2000m	1800m	1600m	1400m	1200m	1000m	800m	600m	400m	200m
Section Times	2:40.41 [15] (0:16.48)	2:23.93 [1] (0:12.15)	2:11.78 [1] (0:13.00)	1:58.78 [1] (0:13.64)	1:45.14 [1] (0:14.03)	1:31.11 [2] (0:13.11)	1:18.00 [2] (0:13.38)	1:04.62 [3] (0:13.48)	0:51.14 [3] (0:13.29)	0:37.85 [4] (0:12.41)	0:25.44 [4] (0:12.20)	0:13.24 [10] (0:13.24)
Average Speed [km/h]	43.7	59.3	55.2	53.0	51.5	55.4	53.7	54.0	54.7	58.2	59.0	54.4
Top Speed [km/h]	63.7	62.4	56.7	54.1	52.2	57.4	54.7	54.7	58.7	59.1	59.8	57.3
Avg. Dist. to Rail [m]	6.2	1.0	0.8	0.7	2.3	2.6	3.2	3.3	2.2	0.5	0.5	2.1
Avg. Stride Freq. [Hz]	2.2	2.3	2.2	2.1	2.1	2.1	2.1	2.1	2.1	2.2	2.3	2.2
Avg. Stride Length [m]	5.4	7.3	7.0	7.0	6.9	7.2	7.1	7.0	7.1	7.3	7.1	6.8





Horse/Jockey Name	Another Dazzler
Final Rank	16
Fastest Section Time (Section)	0:11.98 (400m)
Top Speed [km/h] (Section)	60.9 (400m)
Race State	Finished

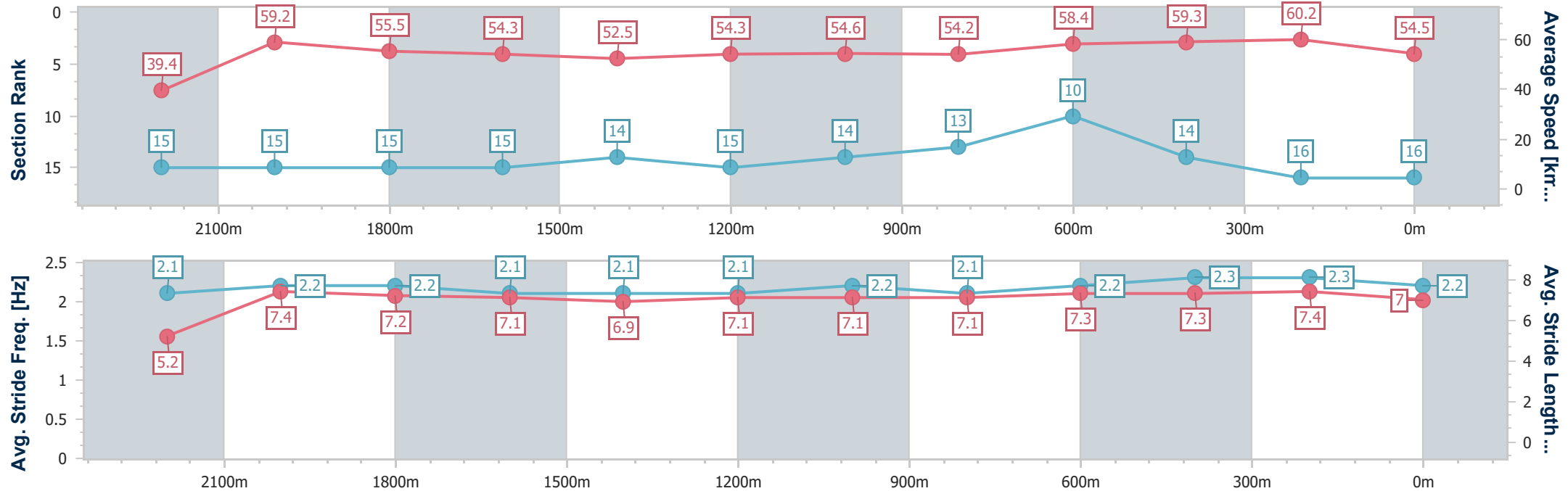


Sunshine CoastProfessional  
Race 7: LIFE MEMBER PETER ALLAN BENCHMARK 58  
Handicap - 2400m  
25 July 2025 - 16:14



Track Rating: Soft 5, Weather: Fine, Rail Position: +7m Entire

Section	Overall	2200m	2000m	1800m	1600m	1400m	1200m	1000m	800m	600m	400m	200m
Section Times	2:40.91 [16] (0:18.29)	2:22.62 [15] (0:12.21)	2:10.41 [15] (0:12.99)	1:57.42 [15] (0:13.35)	1:44.07 [15] (0:13.83)	1:30.24 [14] (0:13.35)	1:16.89 [15] (0:13.21)	1:03.68 [14] (0:13.39)	0:50.29 [13] (0:12.65)	0:37.64 [10] (0:12.48)	0:25.16 [14] (0:11.98)	0:13.18 [16] (0:13.18)
Average Speed [km/h]	39.4	59.2	55.5	54.3	52.5	54.3	54.6	54.2	58.4	59.3	60.2	54.5
Top Speed [km/h]	60.4	59.8	57.5	55.5	53.2	56.8	56.8	56.2	60.6	59.7	60.9	59.4
Avg. Dist. to Rail [m]	9.8	1.2	0.6	1.1	3.0	3.0	3.4	3.2	4.4	4.7	6.3	5.9
Avg. Stride Freq. [Hz]	2.1	2.2	2.2	2.1	2.1	2.1	2.2	2.1	2.2	2.3	2.3	2.2
Avg. Stride Length [m]	5.2	7.4	7.2	7.1	6.9	7.1	7.1	7.1	7.3	7.3	7.4	7.0





Sunshine Coast Professional  
Race 8: LIFE MEMBER TONY LONG RATINGS BAND 0 - 60 Handicap -  
1400m  
25 July 2025 - 16:55



Track Rating: Soft 5, Weather: Fine, Rail Position: +7m Entire

Section						Overall	1200m	1000m	800m	600m	400m	Last 600m	
Field Times						1:24.34 (0:12.77)	1:11.57 (0:11.20)	1:00.37 (0:11.74)	0:48.63 (0:12.20)	0:36.43 (0:12.03)	0:24.40 (0:11.84)	0:36.43	
Rank	TAB	Horse/Jockey	Barrier	Top Speed [km/h]	Fastest Section								Distance Travelled [m]
1	6	MIDNIGHT DRIFTER	1	66.2	0:11.46	1:24.34 [1]	1:11.21 [7]	0:59.75 [7]	0:47.85 [7]	0:35.79 [7]	0:24.05 [6]	0:35.79	
		Kyle Wilson-Taylor		Overall	1200m	(0:13.13)	(0:11.46)	(0:11.90)	(0:12.06)	(0:11.74)	(0:11.54)		
2	10	BIT OF GRUNT	2	64.1	0:11.46	1:24.41 [2]	1:11.04 [10]	0:59.58 [10]	0:47.61 [11]	0:35.59 [11]	0:23.87 [10]	0:35.59 +3	
		Winona Costin		Overall	1200m	(0:13.37)	(0:11.46)	(0:11.97)	(0:12.02)	(0:11.72)	(0:11.51)		
3	2	MAPLE DOOR	10	64.6	0:11.44	1:24.45 [3]	1:10.87 [12]	0:59.38 [12]	0:47.42 [12]	0:35.49 [12]	0:23.81 [12]	0:35.49 +5	
		Corey Sutherland		1200m	400m	(0:13.58)	(0:11.49)	(0:11.96)	(0:11.93)	(0:11.68)	(0:11.44)		
4	8	JACKS AND SODA	8	66.5	0:11.36	1:24.48 [4]	1:11.46 [6]	1:00.10 [6]	0:48.14 [6]	0:35.93 [6]	0:24.01 [7]	0:35.93 +2	
		Bailey Wheeler		Overall	1200m	(0:13.02)	(0:11.36)	(0:11.96)	(0:12.21)	(0:11.92)	(0:11.62)		
4	1	LONE FORCE	13	66.0	0:11.20	1:24.48 [4]	1:11.63 [3]	1:00.43 [2]	0:48.58 [2]	0:36.35 [3]	0:24.42 [3]	0:36.35 +2	
		Angela Jones		1200m	1200m	(0:12.85)	(0:11.20)	(0:11.85)	(0:12.23)	(0:11.93)	(0:11.74)		
6	14	ECHO HUNTER	9	65.1	0:11.42	1:24.54 [6]	1:11.07 [11]	0:59.65 [11]	0:47.76 [10]	0:35.80 [10]	0:24.03 [8]	0:35.80 -2	
		Jake Bayliss		Overall	1200m	(0:13.47)	(0:11.42)	(0:11.89)	(0:11.96)	(0:11.77)	(0:11.55)		
7	9	SHADOW CRUISER	15	63.5	0:11.51	1:24.60 [7]	1:10.63 [13]	0:59.12 [14]	0:47.18 [14]	0:35.56 [13]	0:23.92 [13]	0:35.56 +0	
		Jaden Lloyd		400m	1200m	(0:13.97)	(0:11.51)	(0:11.94)	(0:11.62)	(0:11.64)	(0:11.55)		
8	17	HOOKS	6	67.6	0:11.20	1:24.64 [8]	1:11.87 [1]	1:00.67 [1]	0:48.93 [1]	0:36.73 [1]	0:24.70 [1]	0:36.73 -2	
		Cobi Vitler		Overall	1200m	(0:12.77)	(0:11.20)	(0:11.74)	(0:12.20)	(0:12.03)	(0:11.84)		
9	11	KEEPMEINTHELOPE	7	66.2	0:11.27	1:24.64 [9]	1:11.82 [2]	1:00.55 [3]	0:48.64 [4]	0:36.35 [5]	0:24.50 [4]	0:36.35 +2	
		Rob Thorburn		1200m	1200m	(0:12.82)	(0:11.27)	(0:11.91)	(0:12.29)	(0:11.85)	(0:11.77)		
10	3	ARCHERS REIGN	14	64.4	0:11.39	1:24.83 [10]	1:10.86 [14]	0:59.47 [13]	0:47.62 [13]	0:35.73 [14]	0:24.01 [14]	0:35.73 -1	
		Jackson Morris		1200m	1200m	(0:13.97)	(0:11.39)	(0:11.85)	(0:11.89)	(0:11.72)	(0:11.49)		

Scratched: Best Coffee (#4), Shannon's Legacy (#15), Whistling Spirit (#12), Tuki Twelve (#18), Step Along (#19), Kiss The Cosmos (#20), Suenito (#21), Better Strings (#22)



Sunshine Coast Professional  
Race 8: LIFE MEMBER TONY LONG RATINGS BAND 0 - 60 Handicap -  
1400m  
25 July 2025 - 16:55



Track Rating: Soft 5, Weather: Fine, Rail Position: +7m Entire

Section						Overall	1200m	1000m	800m	600m	400m	Last 600m	
Field Times						1:24.34 (0:12.77)	1:11.57 (0:11.20)	1:00.37 (0:11.74)	0:48.63 (0:12.20)	0:36.43 (0:12.03)	0:24.40 (0:11.84)	0:36.43	
Rank	TAB	Horse/Jockey	Barrier	Top Speed [km/h]	Fastest Section								Distance Travelled [m]
11	7	WONFORWAZZA	11	65.6	0:11.19	1:24.85 [11]	1:11.85 [5]	1:00.66 [4]	0:48.85 [3]	0:36.81 [2]	0:24.86 [2]	0:36.81	+4
		Brandon Lerena		1200m	1200m	(0:13.00)	(0:11.19)	(0:11.81)	(0:12.04)	(0:11.95)	(0:11.91)		
12	16	SPIRIT OF STORM	5	65.9	0:11.38	1:24.86 [12]	1:11.94 [4]	1:00.56 [5]	0:48.72 [5]	0:36.58 [4]	0:24.61 [5]	0:36.58	-7
		Luke Dempsey		1200m	1200m	(0:12.92)	(0:11.38)	(0:11.84)	(0:12.14)	(0:11.97)	(0:11.80)		
13	13	AU REVOIR	4	65.6	0:11.38	1:24.91 [13]	1:11.64 [9]	1:00.26 [9]	0:48.30 [9]	0:36.27 [8]	0:24.39 [9]	0:36.27	+4
		Montana Philpot		1200m	1200m	(0:13.27)	(0:11.38)	(0:11.96)	(0:12.03)	(0:11.88)	(0:11.66)		
14	5	DUBIOUS SIX	3	64.7	0:11.44	1:25.22 [14]	1:12.07 [8]	1:00.63 [8]	0:48.69 [8]	0:36.54 [9]	0:24.68 [10]	0:36.54	+1
		Kelsey Lenton		1200m	1200m	(0:13.15)	(0:11.44)	(0:11.94)	(0:12.15)	(0:11.86)	(0:11.76)		

Scratched: Best Coffee (#4), Shannon's Legacy (#15), Whistling Spirit (#12), Tuki Twelve (#18), Step Along (#19), Kiss The Cosmos (#20), Suenito (#21), Better Strings (#22)



Sunshine Coast Professional  
Race 8: LIFE MEMBER TONY LONG RATINGS BAND 0 - 60 Handicap -  
1400m  
25 July 2025 - 16:55



Track Rating: Soft 5, Weather: Fine, Rail Position: +7m Entire

Section Field Times				200m 0:12.56 (0:12.56)		Last 600m 0:36.43			
Rank	TAB	Horse/Jockey	Barrier	Top Speed [km/h]	Fastest Section	Margin			Distance Travelled [m]
1	6	MIDNIGHT DRIFTER	1	66.2	0:11.46	0:12.51 [3]	1:24.34	0:35.79	
		Kyle Wilson-Taylor		Overall	1200m	(0:12.51)			
2	10	BIT OF GRUNT	2	64.1	0:11.46	0:12.36 [7]	0.42L	0:35.59	+3
		Winona Costin		Overall	1200m	(0:12.36)			
3	2	MAPLE DOOR	10	64.6	0:11.44	0:12.37 [9]	0.66L	0:35.49	+5
		Corey Sutherland		1200m	400m	(0:12.37)			
4	8	JACKS AND SODA	8	66.5	0:11.36	0:12.39 [10]	0.8L	0:35.93	+2
		Bailey Wheeler		Overall	1200m	(0:12.39)			
4	1	LONE FORCE	13	66.0	0:11.20	0:12.68 [2]	0.8L	0:36.35	+2
		Angela Jones		1200m	1200m	(0:12.68)			
6	14	ECHO HUNTER	9	65.1	0:11.42	0:12.48 [8]	1.18L	0:35.80	-2
		Jake Bayliss		Overall	1200m	(0:12.48)			
7	9	SHADOW CRUISER	15	63.5	0:11.51	0:12.37 [12]	1.53L	0:35.56	+0
		Jaden Lloyd		400m	1200m	(0:12.37)			
8	17	HOOKS	6	67.6	0:11.20	0:12.86 [1]	1.78L	0:36.73	-2
		Cobi Vitler		Overall	1200m	(0:12.86)			
9	11	KEEPMEINTHELOPE	7	66.2	0:11.27	0:12.73 [5]	1.79L	0:36.35	+2
		Rob Thorburn		1200m	1200m	(0:12.73)			
10	3	ARCHERS REIGN	14	64.4	0:11.39	0:12.52 [14]	2.86L	0:35.73	-1
		Jackson Morris		1200m	1200m	(0:12.52)			

Scratched: Best Coffee (#4), Shannon's Legacy (#15), Whistling Spirit (#12), Tuki Twelve (#18), Step Along (#19), Kiss The Cosmos (#20), Suenito (#21), Better Strings (#22)





Sunshine Coast Professional  
Race 8: LIFE MEMBER TONY LONG RATINGS BAND 0 - 60 Handicap -  
1400m  
25 July 2025 - 16:55



Track Rating: Soft 5, Weather: Fine, Rail Position: +7m Entire

Section				200m				Last 600m	
Field Times				0:12.56 (0:12.56)				0:36.43	
Rank	TAB	Horse/Jockey	Barrier	Top Speed [km/h]	Fastest Section	Margin			Distance Travelled [m]
11	7	WONFORWAZZA	11	65.6	0:11.19	0:12.95 [4]	2.97L	0:36.81	+4
		Brandon Lerena		1200m	1200m	(0:12.95)			
12	16	SPIRIT OF STORM	5	65.9	0:11.38	0:12.81 [6]	3.05L	0:36.58	-7
		Luke Dempsey		1200m	1200m	(0:12.81)			
13	13	AU REVOIR	4	65.6	0:11.38	0:12.73 [11]	3.34L	0:36.27	+4
		Montana Philpot		1200m	1200m	(0:12.73)			
14	5	DUBIOUS SIX	3	64.7	0:11.44	0:12.92 [13]	5.18L	0:36.54	+1
		Kelsey Lenton		1200m	1200m	(0:12.92)			

Scratched: Best Coffee (#4), Shannon's Legacy (#15), Whistling Spirit (#12), Tuki Twelve (#18), Step Along (#19), Kiss The Cosmos (#20), Suenito (#21), Better Strings (#22)



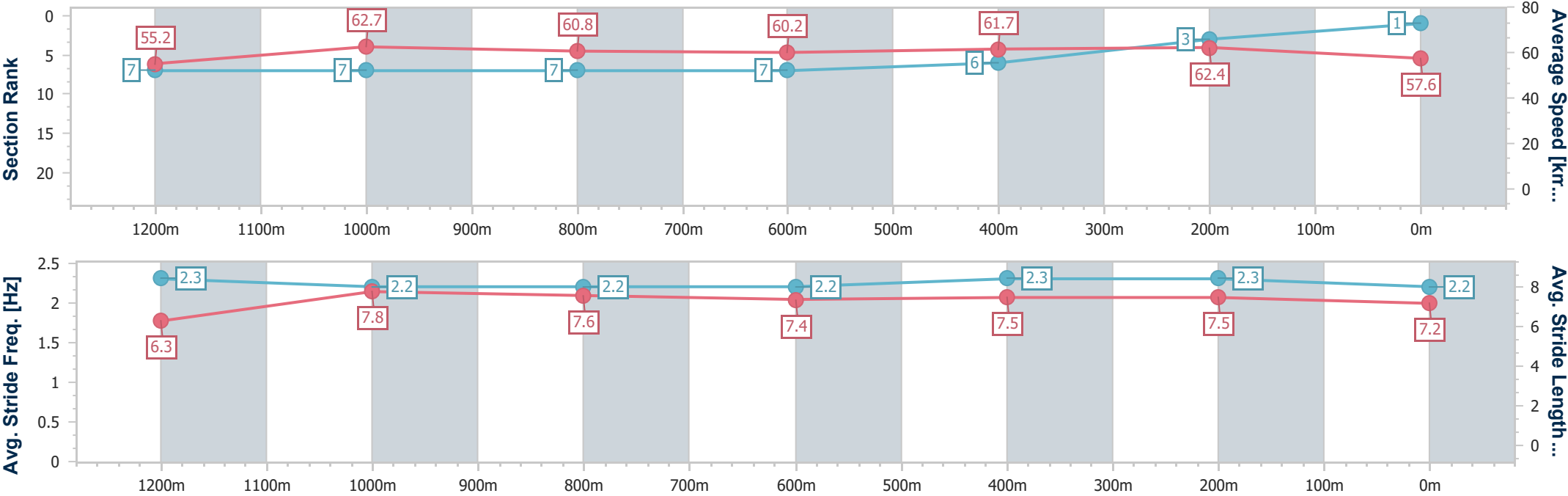
Horse/Jockey Name	Midnight Drifter
Final Rank	1
Fastest Section Time (Section)	0:11.46 (1200m)
Top Speed [km/h] (Section)	66.2 (Overall)
Race State	Finished



Sunshine CoastProfessional  
Race 8: LIFE MEMBER TONY LONG RATINGS BAND 0 - 60  
Handicap - 1400m  
25 July 2025 - 16:55  
Track Rating: Soft 5, Weather: Fine, Rail Position: +7m Entire



Section	Overall	1200m	1000m	800m	600m	400m	200m						
Section Times	1:24.34 [1] (0:13.13)	1:11.21 [7] (0:11.46)	0:59.75 [7] (0:11.90)	0:47.85 [7] (0:12.06)	0:35.79 [7] (0:11.74)	0:24.05 [6] (0:11.54)	0:12.51 [3] (0:12.51)						
Average Speed [km/h]	55.2	62.7	60.8	60.2	61.7	62.4	57.6						
Top Speed [km/h]	66.2	65.2	61.7	60.7	63.6	63.8	60.6						
Avg. Dist. to Rail [m]	2.1	2.3	1.9	1.4	0.9	3.7	3.6						
Avg. Stride Freq. [Hz]	2.3	2.2	2.2	2.2	2.3	2.3	2.2						
Avg. Stride Length [m]	6.3	7.8	7.6	7.4	7.5	7.5	7.2						





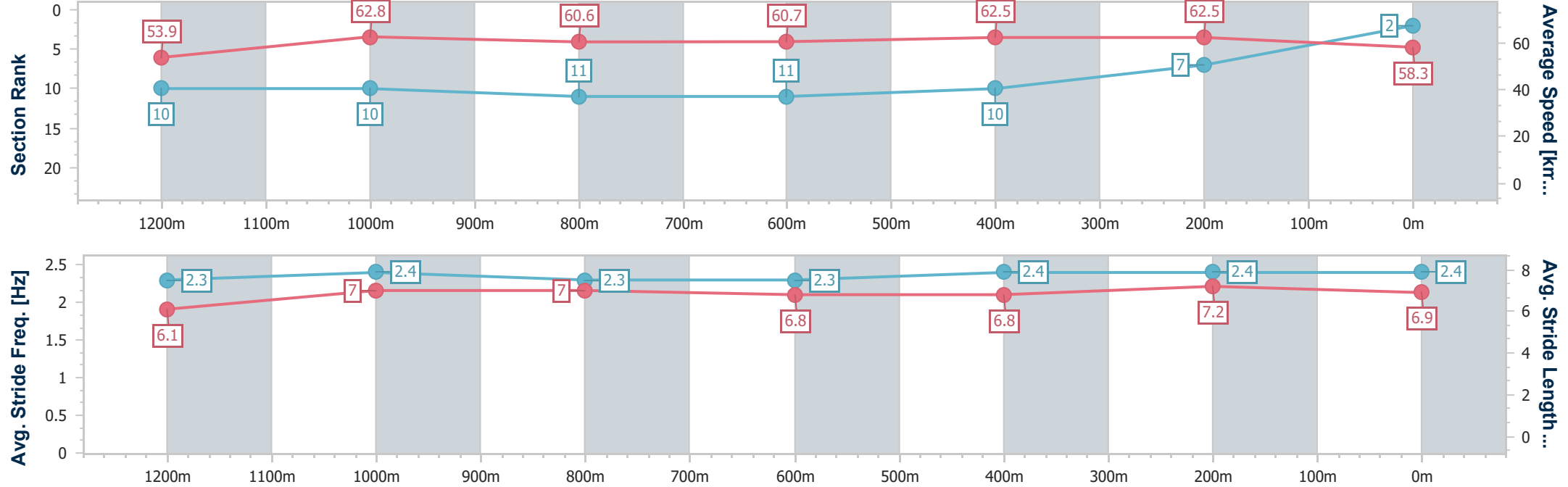
Horse/Jockey Name	Bit Of Grunt
Final Rank	2
Fastest Section Time (Section)	0:11.46 (1200m)
Top Speed [km/h] (Section)	64.1 (Overall)
Race State	Finished



Sunshine CoastProfessional  
Race 8: LIFE MEMBER TONY LONG RATINGS BAND 0 - 60  
Handicap - 1400m  
25 July 2025 - 16:55  
Track Rating: Soft 5, Weather: Fine, Rail Position: +7m Entire



Section	Overall	1200m	1000m	800m	600m	400m	200m						
Section Times	1:24.41 [2] (0:13.37)	1:11.04 [10] (0:11.46)	0:59.58 [10] (0:11.97)	0:47.61 [11] (0:12.02)	0:35.59 [11] (0:11.72)	0:23.87 [10] (0:11.51)	0:12.36 [7] (0:12.36)						
Average Speed [km/h]	53.9	62.8	60.6	60.7	62.5	62.5	58.3						
Top Speed [km/h]	64.1	64.1	62.0	61.9	63.6	63.2	60.6						
Avg. Dist. to Rail [m]	2.7	2.7	2.4	2.4	3.3	4.5	5.1						
Avg. Stride Freq. [Hz]	2.3	2.4	2.3	2.3	2.4	2.4	2.4						
Avg. Stride Length [m]	6.1	7.0	7.0	6.8	6.8	7.2	6.9						





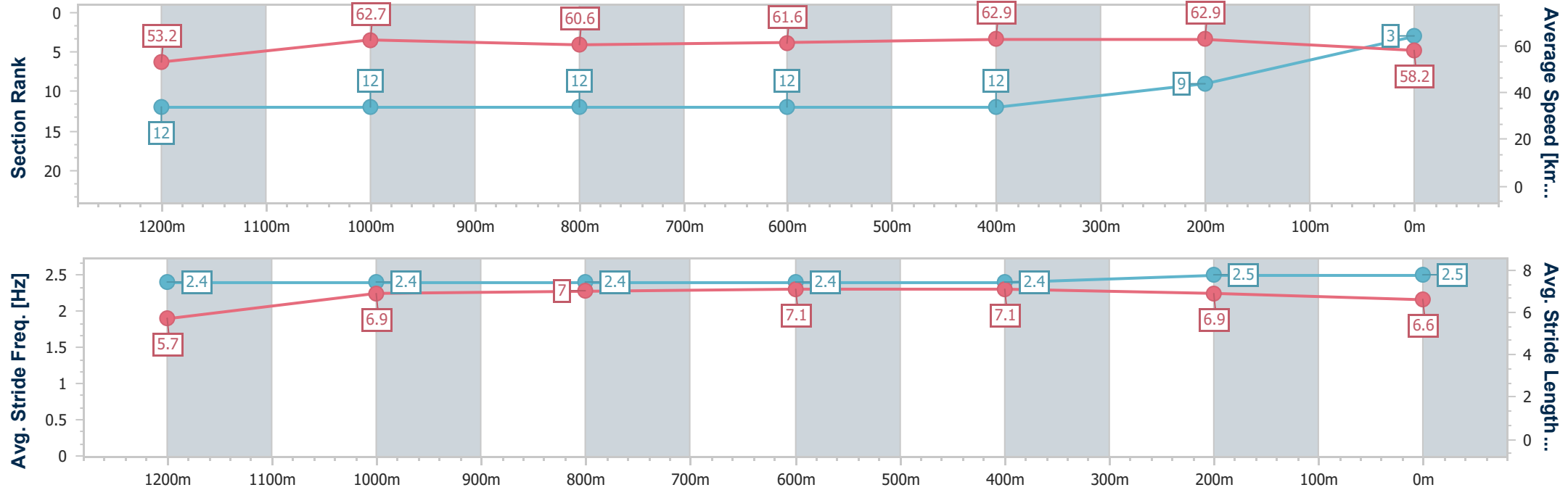
Horse/Jockey Name	Maple Door
Final Rank	3
Fastest Section Time (Section)	0:11.44 (400m)
Top Speed [km/h] (Section)	64.6 (1200m)
Race State	Finished



Sunshine CoastProfessional  
Race 8: LIFE MEMBER TONY LONG RATINGS BAND 0 - 60  
Handicap - 1400m  
25 July 2025 - 16:55  
Track Rating: Soft 5, Weather: Fine, Rail Position: +7m Entire



Section	Overall	1200m	1000m	800m	600m	400m	200m						
Section Times	1:24.45 [3] (0:13.58)	1:10.87 [12] (0:11.49)	0:59.38 [12] (0:11.96)	0:47.42 [12] (0:11.93)	0:35.49 [12] (0:11.68)	0:23.81 [12] (0:11.44)	0:12.37 [9] (0:12.37)						
Average Speed [km/h]	53.2	62.7	60.6	61.6	62.9	62.9	58.2						
Top Speed [km/h]	64.1	64.6	61.3	61.7	63.9	63.9	62.1						
Avg. Dist. to Rail [m]	7.4	3.4	3.2	3.5	3.3	7.8	8.0						
Avg. Stride Freq. [Hz]	2.4	2.4	2.4	2.4	2.4	2.5	2.5						
Avg. Stride Length [m]	5.7	6.9	7.0	7.1	7.1	6.9	6.6						





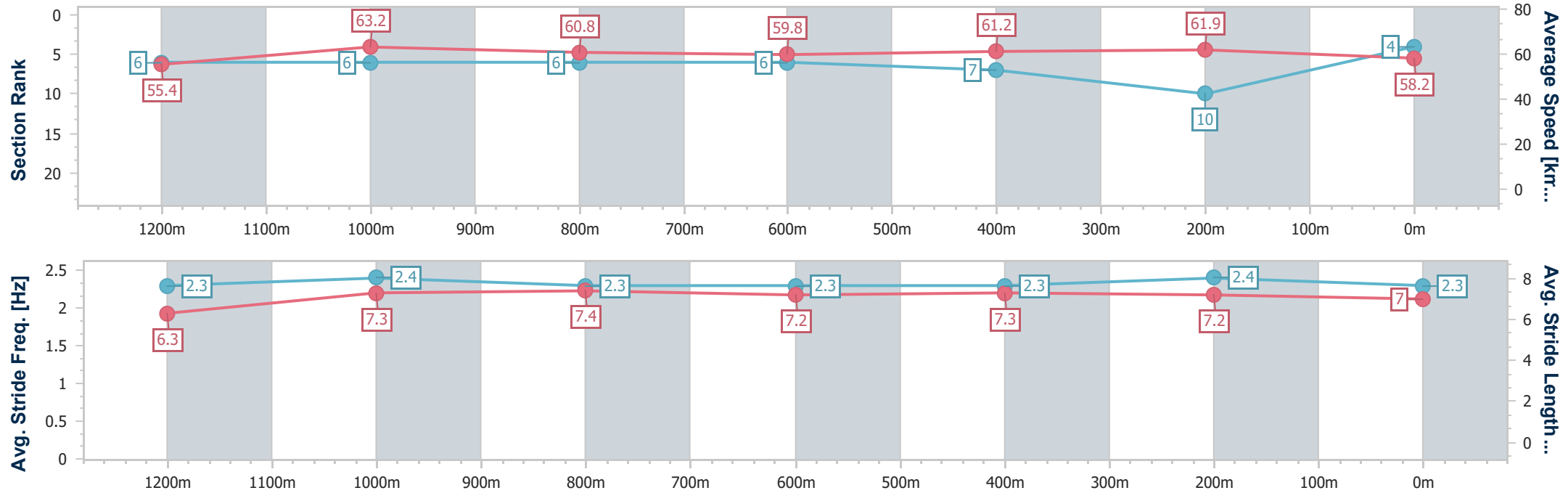
Horse/Jockey Name	Jacks And Soda
Final Rank	4
Fastest Section Time (Section)	0:11.36 (1200m)
Top Speed [km/h] (Section)	66.5 (Overall)
Race State	Finished



Sunshine CoastProfessional  
Race 8: LIFE MEMBER TONY LONG RATINGS BAND 0 - 60  
Handicap - 1400m  
25 July 2025 - 16:55  
Track Rating: Soft 5, Weather: Fine, Rail Position: +7m Entire



Section	Overall	1200m	1000m	800m	600m	400m	200m						
Section Times	1:24.48 [4] (0:13.02)	1:11.46 [6] (0:11.36)	1:00.10 [6] (0:11.96)	0:48.14 [6] (0:12.21)	0:35.93 [6] (0:11.92)	0:24.01 [7] (0:11.62)	0:12.39 [10] (0:12.39)						
Average Speed [km/h]	55.4	63.2	60.8	59.8	61.2	61.9	58.2						
Top Speed [km/h]	66.5	66.3	63.7	60.7	62.3	63.2	60.8						
Avg. Dist. to Rail [m]	7.4	2.8	2.8	2.6	2.1	5.5	6.9						
Avg. Stride Freq. [Hz]	2.3	2.4	2.3	2.3	2.3	2.4	2.3						
Avg. Stride Length [m]	6.3	7.3	7.4	7.2	7.3	7.2	7.0						





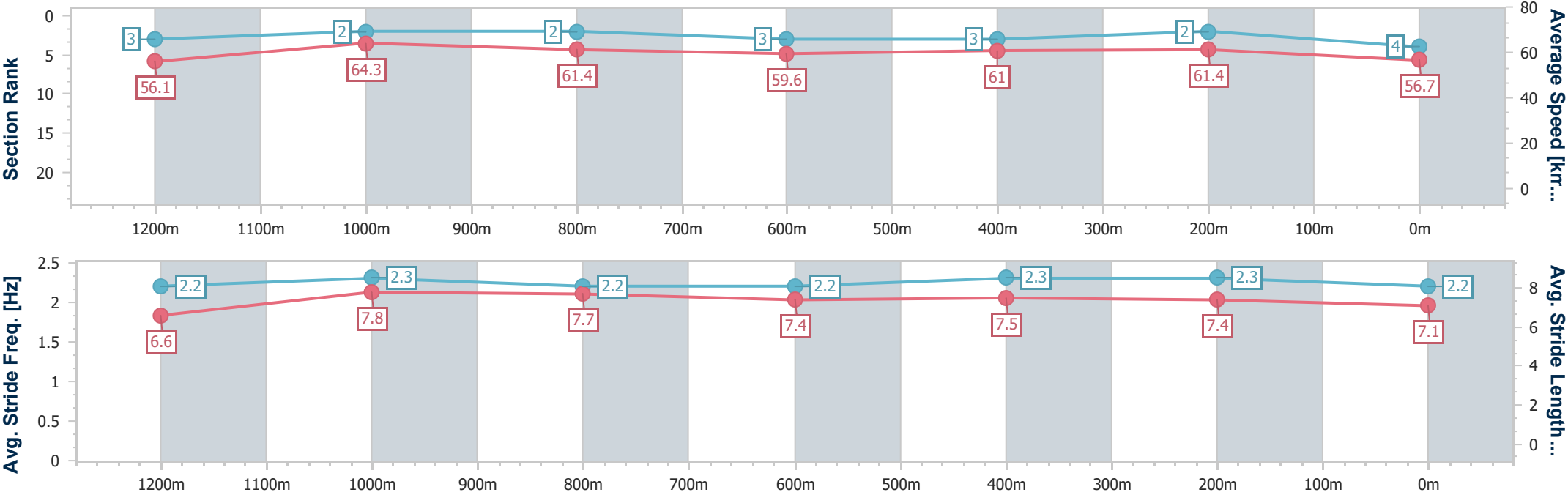
Horse/Jockey Name	Lone Force
Final Rank	4
Fastest Section Time (Section)	0:11.20 (1200m)
Top Speed [km/h] (Section)	66.0 (1200m)
Race State	Finished



Sunshine CoastProfessional  
Race 8: LIFE MEMBER TONY LONG RATINGS BAND 0 - 60  
Handicap - 1400m  
25 July 2025 - 16:55  
Track Rating: Soft 5, Weather: Fine, Rail Position: +7m Entire



Section	Overall	1200m	1000m	800m	600m	400m	200m						
Section Times	1:24.48 [4] (0:12.85)	1:11.63 [3] (0:11.20)	1:00.43 [2] (0:11.85)	0:48.58 [2] (0:12.23)	0:36.35 [3] (0:11.93)	0:24.42 [3] (0:11.74)	0:12.68 [2] (0:12.68)						
Average Speed [km/h]	56.1	64.3	61.4	59.6	61.0	61.4	56.7						
Top Speed [km/h]	65.5	66.0	62.6	60.6	63.0	63.2	59.9						
Avg. Dist. to Rail [m]	10.3	3.9	3.0	2.4	1.7	2.7	3.3						
Avg. Stride Freq. [Hz]	2.2	2.3	2.2	2.2	2.3	2.3	2.2						
Avg. Stride Length [m]	6.6	7.8	7.7	7.4	7.5	7.4	7.1						





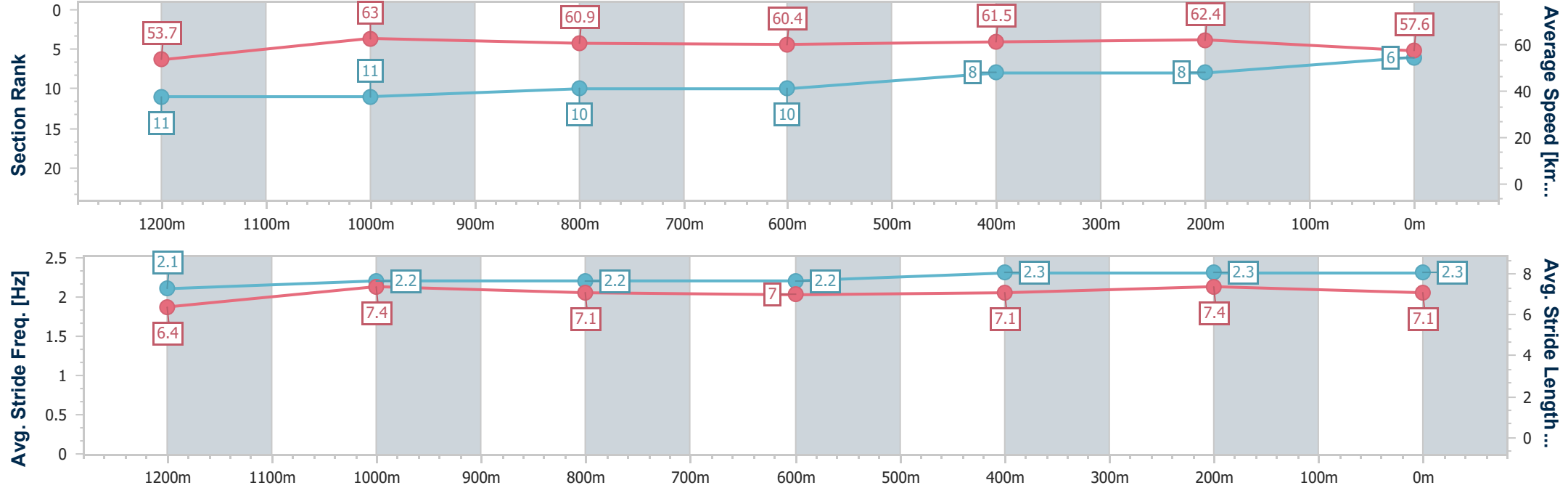
Horse/Jockey Name	Echo Hunter
Final Rank	6
Fastest Section Time (Section)	0:11.42 (1200m)
Top Speed [km/h] (Section)	65.1 (Overall)
Race State	Finished



Sunshine CoastProfessional  
Race 8: LIFE MEMBER TONY LONG RATINGS BAND 0 - 60  
Handicap - 1400m  
25 July 2025 - 16:55  
Track Rating: Soft 5, Weather: Fine, Rail Position: +7m Entire



Section	Overall	1200m	1000m	800m	600m	400m	200m						
Section Times	1:24.54 [6] (0:13.47)	1:11.07 [11] (0:11.42)	0:59.65 [11] (0:11.89)	0:47.76 [10] (0:11.96)	0:35.80 [10] (0:11.77)	0:24.03 [8] (0:11.55)	0:12.48 [8] (0:12.48)						
Average Speed [km/h]	53.7	63.0	60.9	60.4	61.5	62.4	57.6						
Top Speed [km/h]	65.1	65.1	61.7	61.0	62.8	63.3	60.8						
Avg. Dist. to Rail [m]	5.3	1.9	1.9	1.3	0.3	0.3	0.4						
Avg. Stride Freq. [Hz]	2.1	2.2	2.2	2.2	2.3	2.3	2.3						
Avg. Stride Length [m]	6.4	7.4	7.1	7.0	7.1	7.4	7.1						





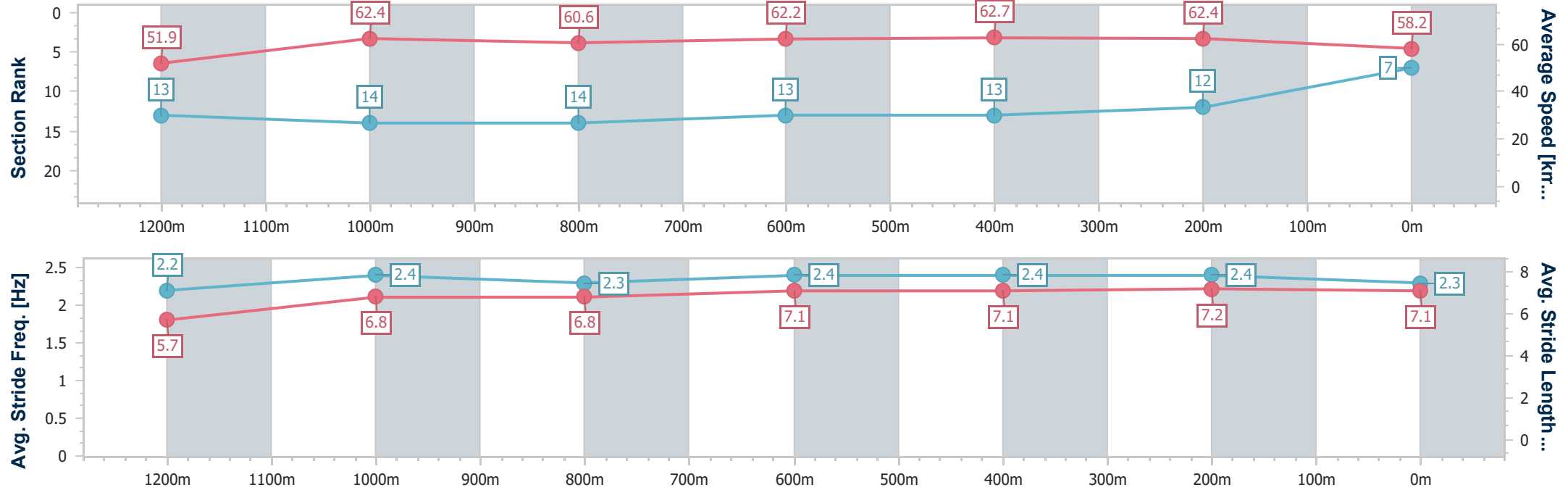
Horse/Jockey Name	Shadow Cruiser
Final Rank	7
Fastest Section Time (Section)	0:11.51 (1200m)
Top Speed [km/h] (Section)	63.5 (400m)
Race State	Finished



Sunshine CoastProfessional  
Race 8: LIFE MEMBER TONY LONG RATINGS BAND 0 - 60  
Handicap - 1400m  
25 July 2025 - 16:55  
Track Rating: Soft 5, Weather: Fine, Rail Position: +7m Entire



Section	Overall	1200m	1000m	800m	600m	400m	200m						
Section Times	1:24.60 [7] (0:13.97)	1:10.63 [13] (0:11.51)	0:59.12 [14] (0:11.94)	0:47.18 [14] (0:11.62)	0:35.56 [13] (0:11.64)	0:23.92 [13] (0:11.55)	0:12.37 [12] (0:12.37)						
Average Speed [km/h]	51.9	62.4	60.6	62.2	62.7	62.4	58.2						
Top Speed [km/h]	62.8	62.9	61.0	62.8	63.3	63.5	61.4						
Avg. Dist. to Rail [m]	10.9	2.7	2.0	1.0	2.2	2.4	4.5						
Avg. Stride Freq. [Hz]	2.2	2.4	2.3	2.4	2.4	2.4	2.3						
Avg. Stride Length [m]	5.7	6.8	6.8	7.1	7.1	7.2	7.1						



- [ ] Ranking at each section and finish
- .-.- No data available at this section
- NA No data available





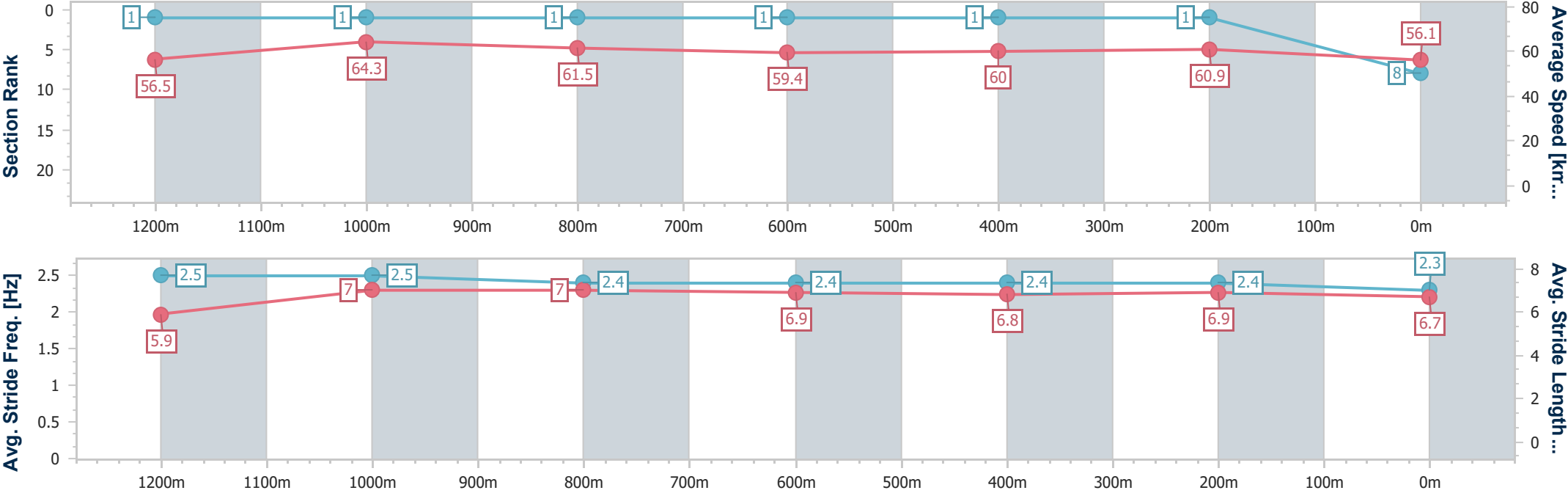
Horse/Jockey Name	Hooks
Final Rank	8
Fastest Section Time (Section)	0:11.20 (1200m)
Top Speed [km/h] (Section)	67.6 (Overall)
Race State	Finished



Sunshine CoastProfessional  
Race 8: LIFE MEMBER TONY LONG RATINGS BAND 0 - 60  
Handicap - 1400m  
25 July 2025 - 16:55  
Track Rating: Soft 5, Weather: Fine, Rail Position: +7m Entire



Section	Overall	1200m	1000m	800m	600m	400m	200m						
Section Times	1:24.64 [8] (0:12.77)	1:11.87 [1] (0:11.20)	1:00.67 [1] (0:11.74)	0:48.93 [1] (0:12.20)	0:36.73 [1] (0:12.03)	0:24.70 [1] (0:11.84)	0:12.86 [1] (0:12.86)						
Average Speed [km/h]	56.5	64.3	61.5	59.4	60.0	60.9	56.1						
Top Speed [km/h]	67.6	67.5	62.6	61.4	61.2	61.7	59.5						
Avg. Dist. to Rail [m]	6.8	2.3	1.9	1.4	0.6	0.6	1.0						
Avg. Stride Freq. [Hz]	2.5	2.5	2.4	2.4	2.4	2.4	2.3						
Avg. Stride Length [m]	5.9	7.0	7.0	6.9	6.8	6.9	6.7						





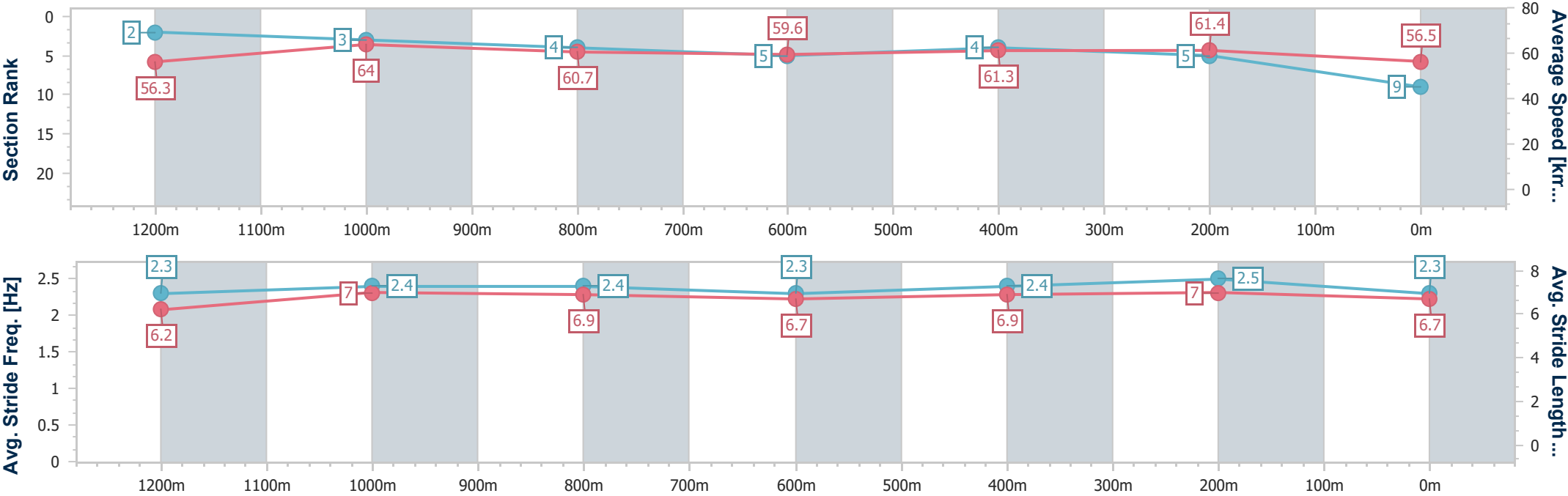
Horse/Jockey Name	Keepmeinthelepe
Final Rank	9
Fastest Section Time (Section)	0:11.27 (1200m)
Top Speed [km/h] (Section)	66.2 (1200m)
Race State	Finished



Sunshine CoastProfessional  
Race 8: LIFE MEMBER TONY LONG RATINGS BAND 0 - 60  
Handicap - 1400m  
25 July 2025 - 16:55  
Track Rating: Soft 5, Weather: Fine, Rail Position: +7m Entire



Section	Overall	1200m	1000m	800m	600m	400m	200m						
Section Times	1:24.64 [9] (0:12.82)	1:11.82 [2] (0:11.27)	1:00.55 [3] (0:11.91)	0:48.64 [4] (0:12.29)	0:36.35 [5] (0:11.85)	0:24.50 [4] (0:11.77)	0:12.73 [5] (0:12.73)						
Average Speed [km/h]	56.3	64.0	60.7	59.6	61.3	61.4	56.5						
Top Speed [km/h]	65.7	66.2	61.3	60.9	61.9	62.1	59.3						
Avg. Dist. to Rail [m]	7.7	3.3	2.8	2.5	1.9	4.7	5.0						
Avg. Stride Freq. [Hz]	2.3	2.4	2.4	2.3	2.4	2.5	2.3						
Avg. Stride Length [m]	6.2	7.0	6.9	6.7	6.9	7.0	6.7						





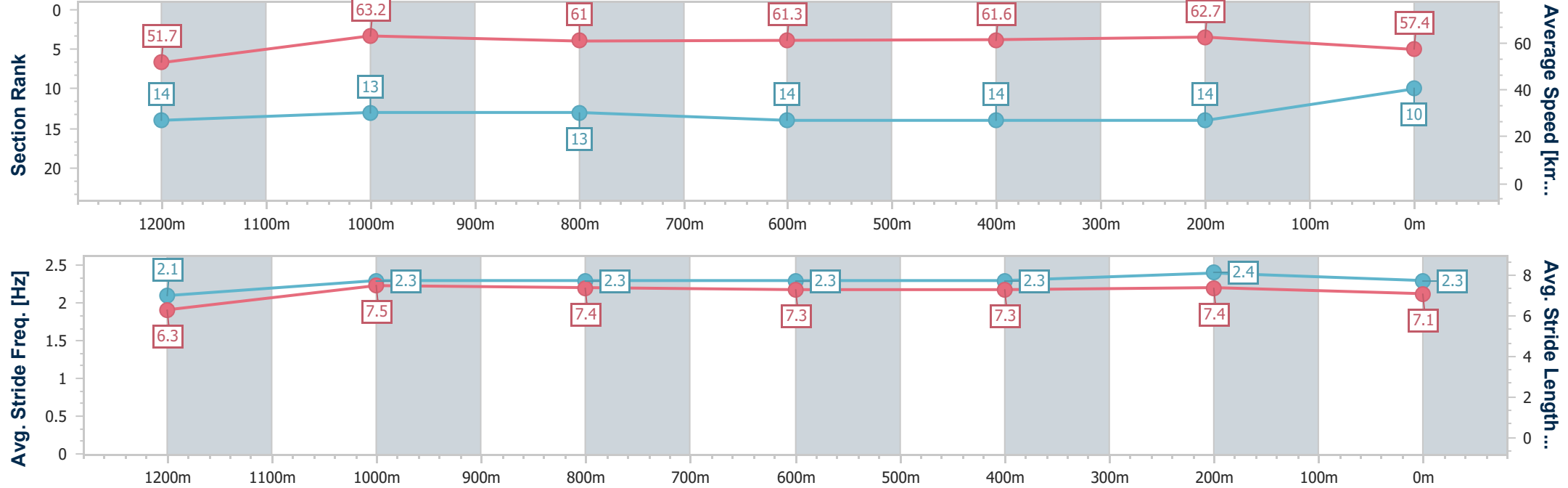
Horse/Jockey Name	Archers Reign
Final Rank	10
Fastest Section Time (Section)	0:11.39 (1200m)
Top Speed [km/h] (Section)	64.4 (1200m)
Race State	Finished



Sunshine CoastProfessional  
Race 8: LIFE MEMBER TONY LONG RATINGS BAND 0 - 60  
Handicap - 1400m  
25 July 2025 - 16:55  
Track Rating: Soft 5, Weather: Fine, Rail Position: +7m Entire



Section	Overall	1200m	1000m	800m	600m	400m	200m						
Section Times	1:24.83 [10] (0:13.97)	1:10.86 [14] (0:11.39)	0:59.47 [13] (0:11.85)	0:47.62 [13] (0:11.89)	0:35.73 [14] (0:11.72)	0:24.01 [14] (0:11.49)	0:12.52 [14] (0:12.52)						
Average Speed [km/h]	51.7	63.2	61.0	61.3	61.6	62.7	57.4						
Top Speed [km/h]	63.2	64.4	61.8	62.5	63.0	64.2	61.1						
Avg. Dist. to Rail [m]	8.5	1.9	1.7	1.6	1.0	0.3	0.3						
Avg. Stride Freq. [Hz]	2.1	2.3	2.3	2.3	2.3	2.4	2.3						
Avg. Stride Length [m]	6.3	7.5	7.4	7.3	7.3	7.4	7.1						



- [ ] Ranking at each section and finish
- .-.- No data available at this section
- NA No data available



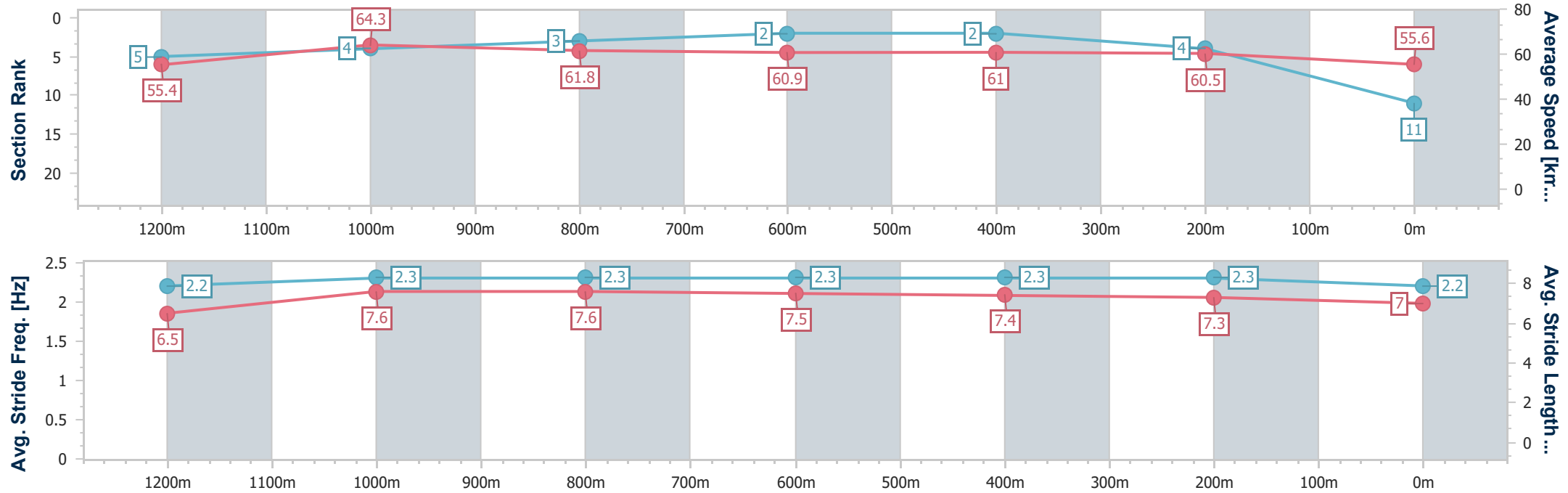
Horse/Jockey Name	Wonforwazza
Final Rank	11
Fastest Section Time (Section)	0:11.19 (1200m)
Top Speed [km/h] (Section)	65.6 (1200m)
Race State	Finished



Sunshine CoastProfessional  
Race 8: LIFE MEMBER TONY LONG RATINGS BAND 0 - 60  
Handicap - 1400m  
25 July 2025 - 16:55  
Track Rating: Soft 5, Weather: Fine, Rail Position: +7m Entire



Section	Overall	1200m	1000m	800m	600m	400m	200m						
Section Times	1:24.85 [11] (0:13.00)	1:11.85 [5] (0:11.19)	1:00.66 [4] (0:11.81)	0:48.85 [3] (0:12.04)	0:36.81 [2] (0:11.95)	0:24.86 [2] (0:11.91)	0:12.95 [4] (0:12.95)						
Average Speed [km/h]	55.4	64.3	61.8	60.9	61.0	60.5	55.6						
Top Speed [km/h]	64.9	65.6	62.8	61.2	61.6	61.6	58.7						
Avg. Dist. to Rail [m]	10.0	6.0	4.3	3.2	2.5	2.9	2.4						
Avg. Stride Freq. [Hz]	2.2	2.3	2.3	2.3	2.3	2.3	2.2						
Avg. Stride Length [m]	6.5	7.6	7.6	7.5	7.4	7.3	7.0						





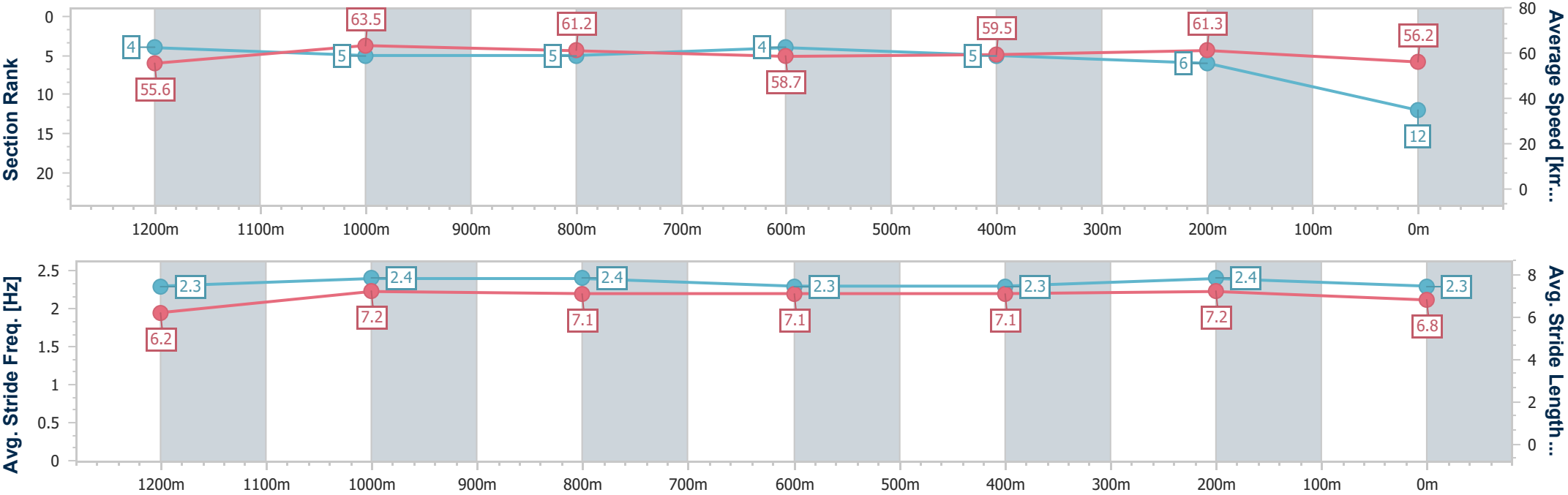
Horse/Jockey Name	Spirit Of Storm
Final Rank	12
Fastest Section Time (Section)	0:11.38 (1200m)
Top Speed [km/h] (Section)	65.9 (1200m)
Race State	Finished



Sunshine CoastProfessional  
Race 8: LIFE MEMBER TONY LONG RATINGS BAND 0 - 60  
Handicap - 1400m  
25 July 2025 - 16:55  
Track Rating: Soft 5, Weather: Fine, Rail Position: +7m Entire



Section	Overall	1200m	1000m	800m	600m	400m	200m						
Section Times	1:24.86 [12] (0:12.92)	1:11.94 [4] (0:11.38)	1:00.56 [5] (0:11.84)	0:48.72 [5] (0:12.14)	0:36.58 [4] (0:11.97)	0:24.61 [5] (0:11.80)	0:12.81 [6] (0:12.81)						
Average Speed [km/h]	55.6	63.5	61.2	58.7	59.5	61.3	56.2						
Top Speed [km/h]	65.1	65.9	64.6	59.7	60.3	62.5	59.8						
Avg. Dist. to Rail [m]	4.6	2.1	1.5	1.2	1.8	0.5	1.3						
Avg. Stride Freq. [Hz]	2.3	2.4	2.4	2.3	2.3	2.4	2.3						
Avg. Stride Length [m]	6.2	7.2	7.1	7.1	7.1	7.2	6.8						



[ ] Ranking at each section and finish  
-.-.- No data available at this section  
NA No data available



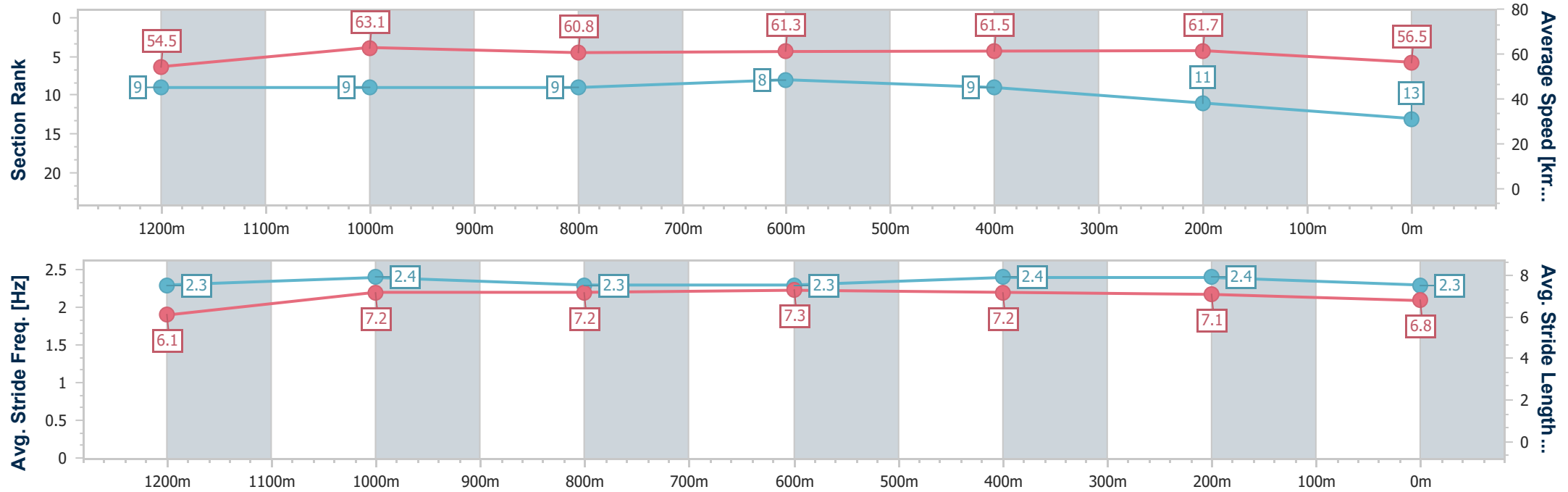
Horse/Jockey Name	Au Revoir
Final Rank	13
Fastest Section Time (Section)	0:11.38 (1200m)
Top Speed [km/h] (Section)	65.6 (1200m)
Race State	Finished



Sunshine CoastProfessional  
Race 8: LIFE MEMBER TONY LONG RATINGS BAND 0 - 60  
Handicap - 1400m  
25 July 2025 - 16:55  
Track Rating: Soft 5, Weather: Fine, Rail Position: +7m Entire



Section	Overall	1200m	1000m	800m	600m	400m	200m						
Section Times	1:24.91 [13] (0:13.27)	1:11.64 [9] (0:11.38)	1:00.26 [9] (0:11.96)	0:48.30 [9] (0:12.03)	0:36.27 [8] (0:11.88)	0:24.39 [9] (0:11.66)	0:12.73 [11] (0:12.73)						
Average Speed [km/h]	54.5	63.1	60.8	61.3	61.5	61.7	56.5						
Top Speed [km/h]	63.6	65.6	61.9	61.7	62.8	62.9	60.6						
Avg. Dist. to Rail [m]	5.3	4.4	3.7	3.5	2.5	6.1	6.8						
Avg. Stride Freq. [Hz]	2.3	2.4	2.3	2.3	2.4	2.4	2.3						
Avg. Stride Length [m]	6.1	7.2	7.2	7.3	7.2	7.1	6.8						





Horse/Jockey Name	Dubious Six
Final Rank	14
Fastest Section Time (Section)	0:11.44 (1200m)
Top Speed [km/h] (Section)	64.7 (1200m)
Race State	Finished



Sunshine CoastProfessional  
Race 8: LIFE MEMBER TONY LONG RATINGS BAND 0 - 60  
Handicap - 1400m  
25 July 2025 - 16:55  
Track Rating: Soft 5, Weather: Fine, Rail Position: +7m Entire



Section	Overall	1200m	1000m	800m	600m	400m	200m						
Section Times	1:25.22 [14] (0:13.15)	1:12.07 [8] (0:11.44)	1:00.63 [8] (0:11.94)	0:48.69 [8] (0:12.15)	0:36.54 [9] (0:11.86)	0:24.68 [10] (0:11.76)	0:12.92 [13] (0:12.92)						
Average Speed [km/h]	54.9	62.9	60.7	59.9	61.3	61.2	55.7						
Top Speed [km/h]	64.5	64.7	61.6	60.5	62.0	62.4	59.2						
Avg. Dist. to Rail [m]	4.2	3.3	2.8	2.1	1.3	1.9	2.7						
Avg. Stride Freq. [Hz]	2.2	2.3	2.2	2.2	2.2	2.3	2.2						
Avg. Stride Length [m]	6.5	7.6	7.5	7.5	7.5	7.4	7.1						

