



Toowoomba Professional

Race 1: KENNARDS HIRE QTIS Two-Year-Old Handicap - 870m

28 July 2025 - 12:40



Track Rating: Soft 6, Weather: Fine, Rail Position: +3m 800-600; +4m Remainder

Section						Overall	800m	600m	400m	200m	Last 600m		
Field Times						0:52.47 (0:06.37)	0:46.10 (0:11.05)	0:35.05 (0:11.11)	0:23.94 (0:11.70)	0:12.24 (0:12.24)	0:35.05		
Rank	TAB	Horse/Jockey	Barrier	Top Speed [km/h]	Fastest Section						Margin		
1	1	I'M LUCKY TWO	1	66.8	0:06.37	0:52.47 [1]	0:46.10 [1]	0:35.05 [1]	0:23.94 [1]	0:12.24 [1]	0:52.47	0:35.05	
		Chelsea Baker		800m	Overall	(0:06.37)	(0:11.05)	(0:11.11)	(0:11.70)	(0:12.24)			
2	2	TINKERBELLA	6	65.7	0:06.61	0:52.77 [2]	0:46.16 [2]	0:35.00 [4]	0:23.87 [4]	0:12.33 [3]	1.5L	0:35.00 +0	
		Hannah Richardson		800m	Overall	(0:06.61)	(0:11.16)	(0:11.13)	(0:11.54)	(0:12.33)			
3	4	BETTERINDANUDE	2	67.3	0:06.63	0:52.82 [3]	0:46.19 [4]	0:35.34 [2]	0:24.25 [2]	0:12.56 [2]	1.7L	0:35.34 -1	
		Bailey Wheeler		800m	Overall	(0:06.63)	(0:10.85)	(0:11.09)	(0:11.69)	(0:12.56)			
4	8	TUESDAY	4	66.1	0:07.05	0:53.02 [4]	0:45.97 [5]	0:34.63 [5]	0:23.34 [5]	0:11.91 [5]	2.7L	0:34.63 +1	
		Kelsey Lenton		600m	Overall	(0:07.05)	(0:11.34)	(0:11.29)	(0:11.43)	(0:11.91)			
5	5	EINSTAG	5	66.4	0:06.61	0:53.32 [5]	0:46.71 [2]	0:35.68 [3]	0:24.47 [3]	0:12.71 [4]	4.5L	0:35.68 -1	
		Les Tilley		800m	Overall	(0:06.61)	(0:11.03)	(0:11.21)	(0:11.76)	(0:12.71)			
6	9	DUBBLE HUSSLE	3	66.5	0:07.33	0:54.32 [6]	0:46.99 [6]	0:35.71 [6]	0:24.54 [6]	0:12.89 [6]	10.3L	0:35.71 +0	
		Shania Willis		800m	Overall	(0:07.33)	(0:11.28)	(0:11.17)	(0:11.65)	(0:12.89)			

Scratched: Sweet Hesitation (#3), Joyful Conquest (#6), Lightning Drone (#7)



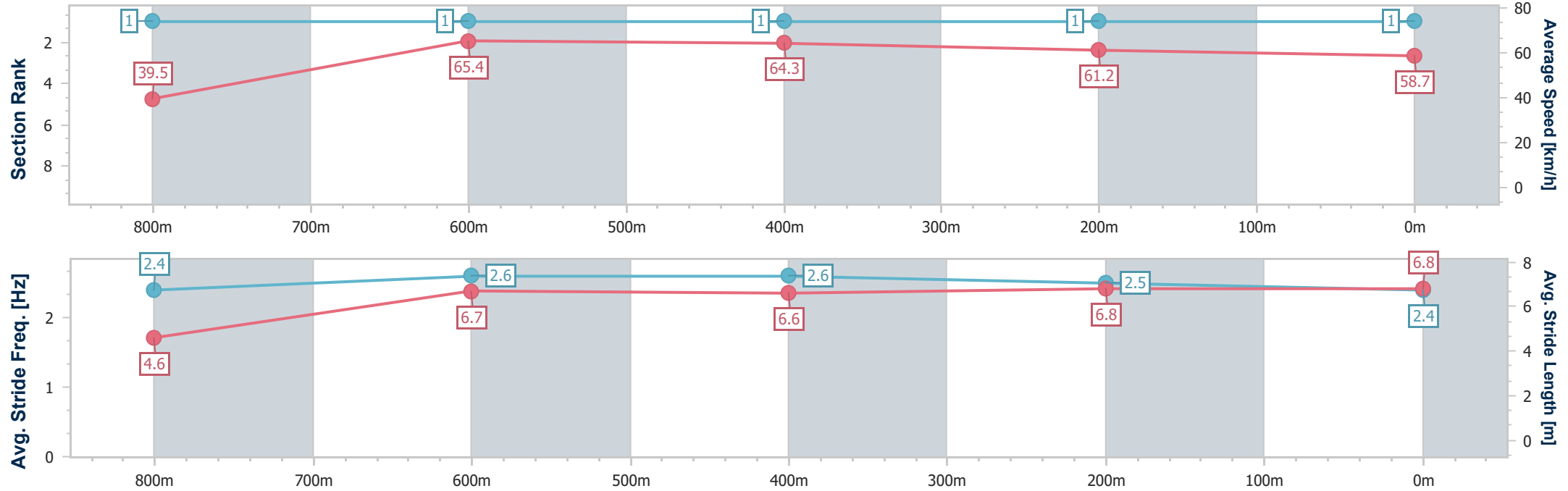
Horse/Jockey Name	I'm Lucky Two
Final Rank	1
Fastest Section Time (Section)	0:06.37 (Overall)
Top Speed [km/h] (Section)	66.8 (800m)
Race State	Finished



ToowoombaProfessional
Race 1: KENNARDS HIRE QTIS Two-Year-Old Handicap - 870m
28 July 2025 - 12:40
Track Rating: Soft 6, Weather: Fine, Rail Position: +3m 800-600; +4m Remainder



Section	Overall	800m	600m	400m	200m									
Section Times	0:52.47 [1] (0:06.37)	0:46.10 [1] (0:11.05)	0:35.05 [1] (0:11.11)	0:23.94 [1] (0:11.70)	0:12.24 [1] (0:12.24)									
Average Speed [km/h]	39.5	65.4	64.3	61.2	58.7									
Top Speed [km/h]	62.5	66.8	66.7	61.9	60.6									
Avg. Dist. to Rail [m]	2.0	1.5	1.2	1.1	0.5									
Avg. Stride Freq. [Hz]	2.4	2.6	2.6	2.5	2.4									
Avg. Stride Length [m]	4.6	6.7	6.6	6.8	6.8									



- [] Ranking at each section and finish
- .-.- No data available at this section
- NA No data available



Horse/Jockey Name	Tinkerbella
Final Rank	2
Fastest Section Time (Section)	0:06.61 (Overall)
Top Speed [km/h] (Section)	65.7 (800m)
Race State	Finished



ToowoombaProfessional

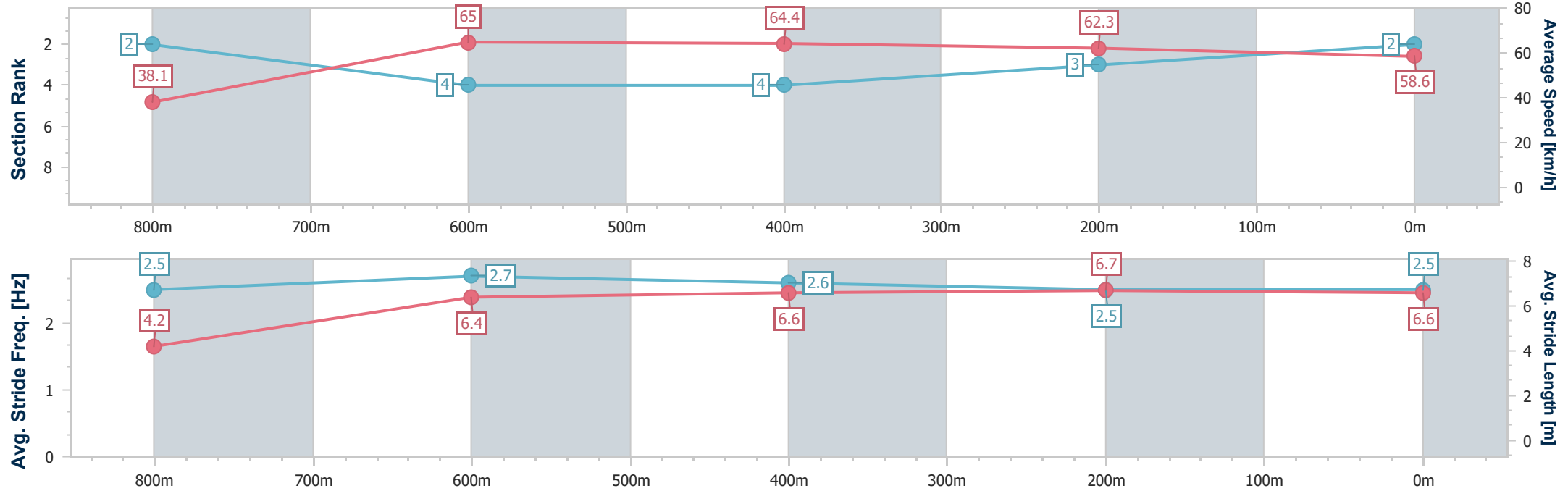
Race 1: KENNARDS HIRE QTIS Two-Year-Old Handicap - 870m

28 July 2025 - 12:40

Track Rating: Soft 6, Weather: Fine, Rail Position: +3m 800-600; +4m Remainder



Section	Overall	800m	600m	400m	200m										
Section Times	0:52.77 [2] (0:06.61)	0:46.16 [2] (0:11.16)	0:35.00 [4] (0:11.13)	0:23.87 [4] (0:11.54)	0:12.33 [3] (0:12.33)										
Average Speed [km/h]	38.1	65.0	64.4	62.3	58.6										
Top Speed [km/h]	62.8	65.7	65.6	63.3	60.4										
Avg. Dist. to Rail [m]	4.1	3.2	0.8	0.3	0.4										
Avg. Stride Freq. [Hz]	2.5	2.7	2.6	2.5	2.5										
Avg. Stride Length [m]	4.2	6.4	6.6	6.7	6.6										





Horse/Jockey Name	Betterindanude
Final Rank	3
Fastest Section Time (Section)	0:06.63 (Overall)
Top Speed [km/h] (Section)	67.3 (800m)
Race State	Finished



ToowoombaProfessional

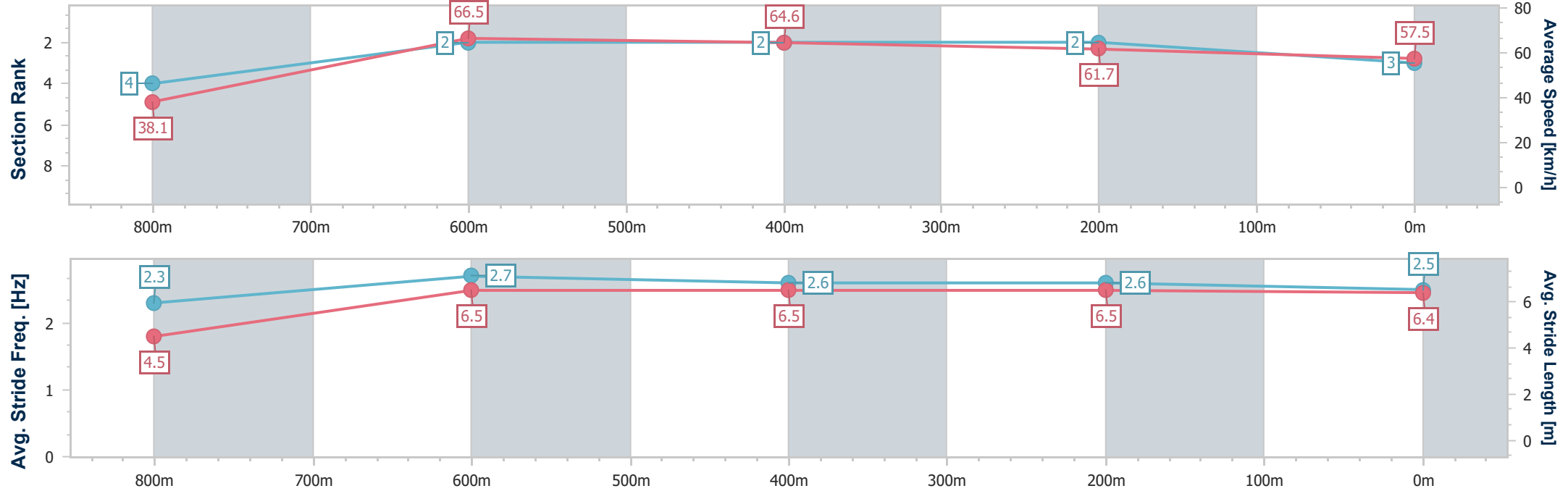
Race 1: KENNARDS HIRE QTIS Two-Year-Old Handicap - 870m

28 July 2025 - 12:40

Track Rating: Soft 6, Weather: Fine, Rail Position: +3m 800-600; +4m Remainder



Section	Overall	800m	600m	400m	200m										
Section Times	0:52.82 [3] (0:06.63)	0:46.19 [4] (0:10.85)	0:35.34 [2] (0:11.09)	0:24.25 [2] (0:11.69)	0:12.56 [2] (0:12.56)										
Average Speed [km/h]	38.1	66.5	64.6	61.7	57.5										
Top Speed [km/h]	63.8	67.3	67.2	62.7	60.4										
Avg. Dist. to Rail [m]	2.3	0.6	1.1	0.7	1.7										
Avg. Stride Freq. [Hz]	2.3	2.7	2.6	2.6	2.5										
Avg. Stride Length [m]	4.5	6.5	6.5	6.5	6.4										





Horse/Jockey Name	Tuesday
Final Rank	4
Fastest Section Time (Section)	0:07.05 (Overall)
Top Speed [km/h] (Section)	66.1 (600m)
Race State	Finished



ToowoombaProfessional

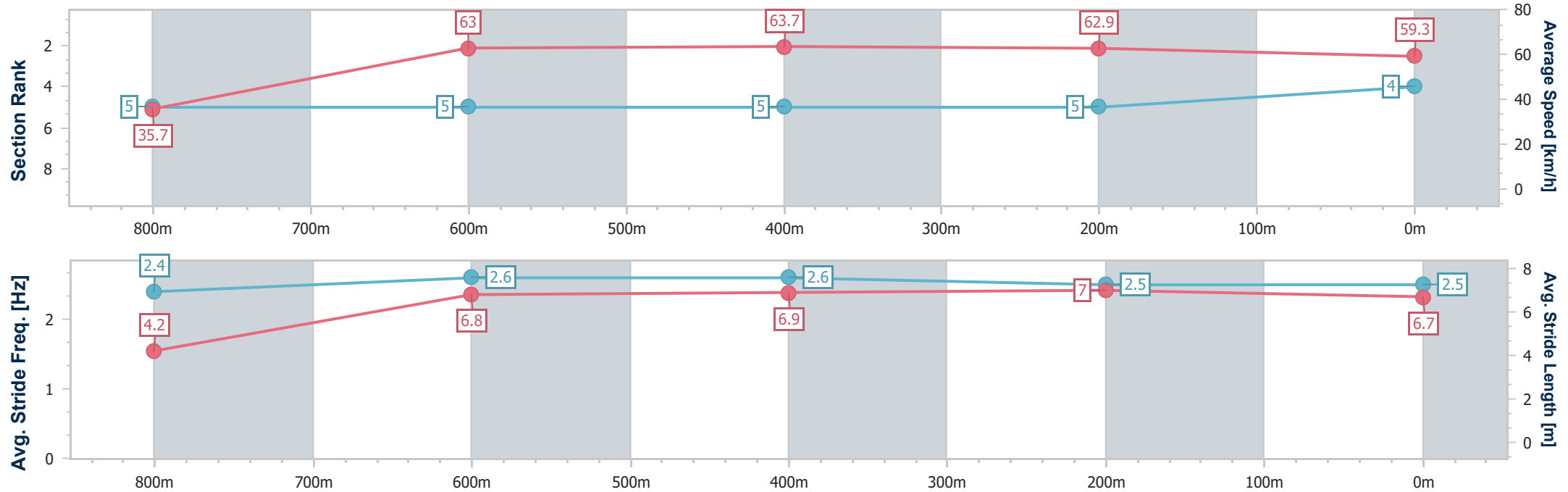
Race 1: KENNARDS HIRE QTIS Two-Year-Old Handicap - 870m

28 July 2025 - 12:40

Track Rating: Soft 6, Weather: Fine, Rail Position: +3m 800-600; +4m Remainder



Section	Overall	800m	600m	400m	200m										
Section Times	0:53.02 [4] (0:07.05)	0:45.97 [5] (0:11.34)	0:34.63 [5] (0:11.29)	0:23.34 [5] (0:11.43)	0:11.91 [5] (0:11.91)										
Average Speed [km/h]	35.7	63.0	63.7	62.9	59.3										
Top Speed [km/h]	39.1	65.4	66.1	64.9	64.1										
Avg. Dist. to Rail [m]	2.1	1.5	0.6	0.8	2.3										
Avg. Stride Freq. [Hz]	2.4	2.6	2.6	2.5	2.5										
Avg. Stride Length [m]	4.2	6.8	6.9	7.0	6.7										





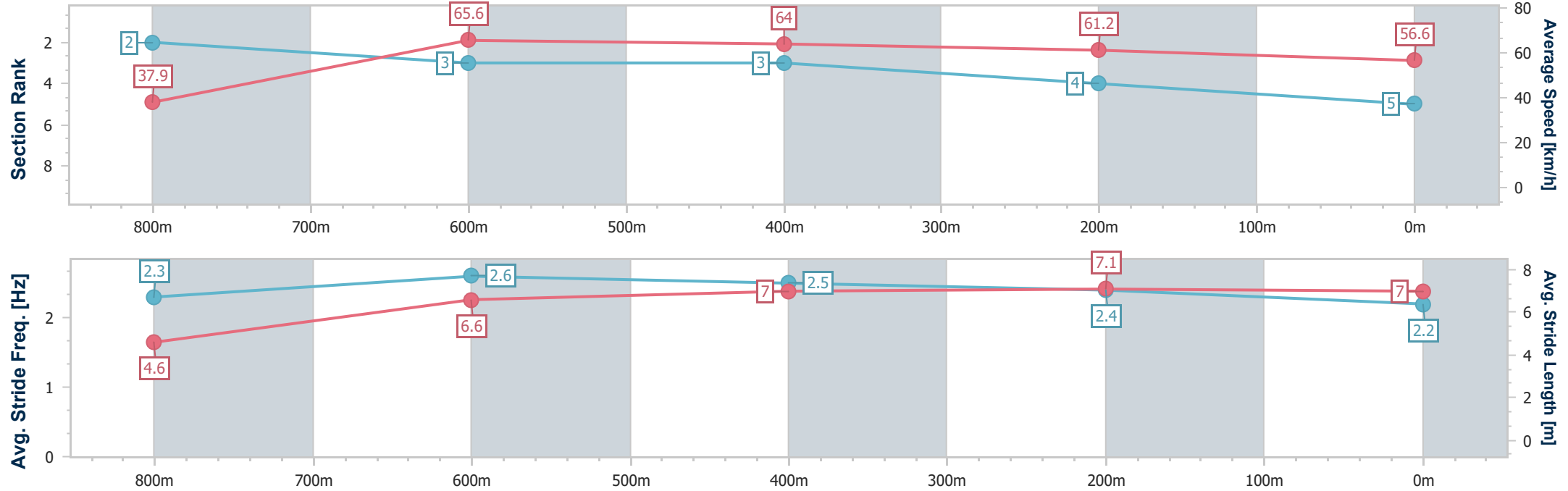
Horse/Jockey Name	Einstag
Final Rank	5
Fastest Section Time (Section)	0:06.61 (Overall)
Top Speed [km/h] (Section)	66.4 (800m)
Race State	Finished



ToowoombaProfessional
Race 1: KENNARDS HIRE QTIS Two-Year-Old Handicap - 870m
28 July 2025 - 12:40
Track Rating: Soft 6, Weather: Fine, Rail Position: +3m 800-600; +4m Remainder



Section	Overall	800m	600m	400m	200m										
Section Times	0:53.32 [5] (0:06.61)	0:46.71 [2] (0:11.03)	0:35.68 [3] (0:11.21)	0:24.47 [3] (0:11.76)	0:12.71 [4] (0:12.71)										
Average Speed [km/h]	37.9	65.6	64.0	61.2	56.6										
Top Speed [km/h]	63.5	66.4	65.4	62.7	59.6										
Avg. Dist. to Rail [m]	1.6	1.1	0.7	0.3	2.5										
Avg. Stride Freq. [Hz]	2.3	2.6	2.5	2.4	2.2										
Avg. Stride Length [m]	4.6	6.6	7.0	7.1	7.0										





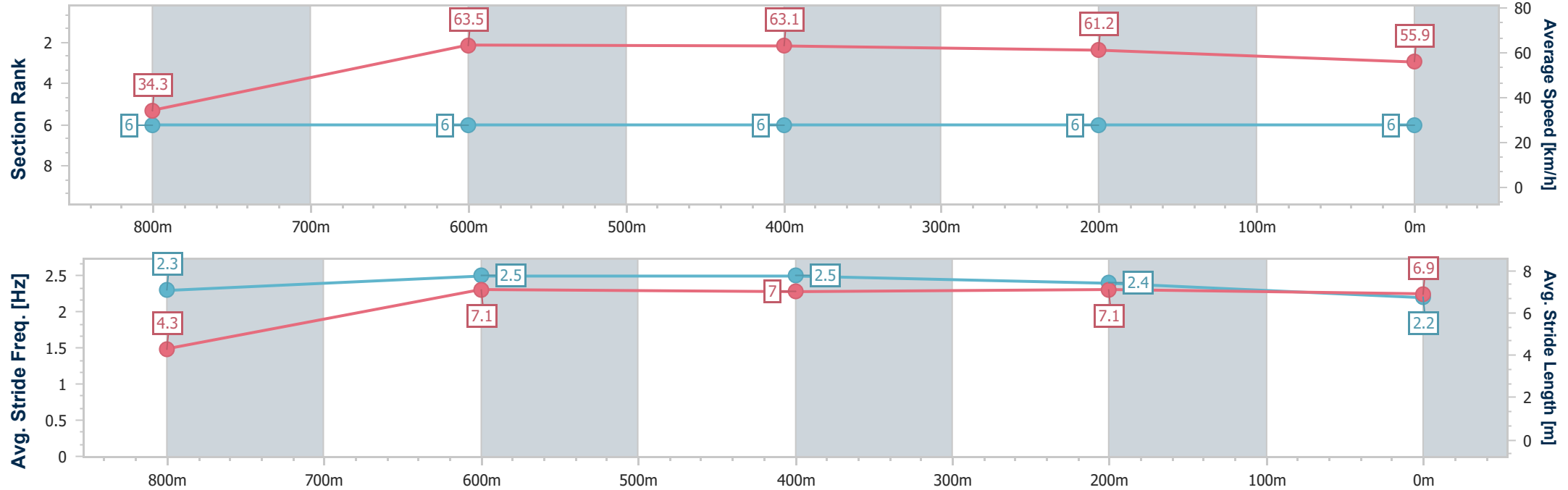
Horse/Jockey Name	Dubble Hussle
Final Rank	6
Fastest Section Time (Section)	0:07.33 (Overall)
Top Speed [km/h] (Section)	66.5 (800m)
Race State	Finished



ToowoombaProfessional
Race 1: KENNARDS HIRE QTIS Two-Year-Old Handicap - 870m
28 July 2025 - 12:40
Track Rating: Soft 6, Weather: Fine, Rail Position: +3m 800-600; +4m Remainder



Section	Overall	800m	600m	400m	200m										
Section Times	0:54.32 [6] (0:07.33)	0:46.99 [6] (0:11.28)	0:35.71 [6] (0:11.17)	0:24.54 [6] (0:11.65)	0:12.89 [6] (0:12.89)										
Average Speed [km/h]	34.3	63.5	63.1	61.2	55.9										
Top Speed [km/h]	60.7	66.5	66.3	62.0	60.9										
Avg. Dist. to Rail [m]	4.3	1.7	4.0	2.2	0.2										
Avg. Stride Freq. [Hz]	2.3	2.5	2.5	2.4	2.2										
Avg. Stride Length [m]	4.3	7.1	7.0	7.1	6.9										





Toowoomba Professional

Race 2: SEDL AGENCIES BENCHMARK 58 Handicap - 2000m

28 July 2025 - 13:19



Track Rating: Soft 6, Weather: Fine, Rail Position: +3m 800-600; +4m Remainder

Section						Overall	1800m	1600m	1400m	1200m	1000m	800m	Last 600m	
Field Times						2:08.70 (0:16.13)	1:52.57 (0:11.98)	1:40.59 (0:11.75)	1:28.84 (0:12.36)	1:16.48 (0:12.43)	1:04.05 (0:12.58)	0:51.47 (0:12.84)	0:38.63	
Rank	TAB	Horse/Jockey	Barrier	Top Speed [km/h]	Fastest Section									Distance Travelled [m]
1	6	AOOM'S CHOICE	6	62.5	0:11.83	2:08.70 [1]	1:51.94 [6]	1:39.85 [6]	1:28.02 [6]	1:15.78 [6]	1:03.44 [5]	0:50.84 [5]	0:38.15	
		Nozi Tomizawa		1600m	1600m	(0:16.76)	(0:12.09)	(0:11.83)	(0:12.24)	(0:12.34)	(0:12.60)	(0:12.69)		
2	7	BOLERO	2	62.3	0:11.84	2:08.86 [2]	1:52.57 [3]	1:40.54 [3]	1:28.70 [3]	1:16.39 [3]	1:03.92 [3]	0:51.29 [3]	0:38.45	-11
		Karl Zechner		1600m	1600m	(0:16.29)	(0:12.03)	(0:11.84)	(0:12.31)	(0:12.47)	(0:12.63)	(0:12.84)		
3	10	DECEMBER DIAMOND	4	63.0	0:11.76	2:09.27 [3]	1:52.83 [4]	1:40.60 [5]	1:28.84 [4]	1:16.60 [4]	1:04.27 [4]	0:51.64 [4]	0:38.99	-5
		Les Tilley		1600m	1600m	(0:16.44)	(0:12.23)	(0:11.76)	(0:12.24)	(0:12.33)	(0:12.63)	(0:12.65)		
4	1	MALECON	8	63.5	0:11.89	2:09.51 [4]	1:52.54 [7]	1:40.29 [8]	1:28.40 [8]	1:16.27 [8]	1:03.86 [8]	0:51.34 [8]	0:38.71	-2
		Chelsea Baker		1600m	1600m	(0:16.97)	(0:12.25)	(0:11.89)	(0:12.13)	(0:12.41)	(0:12.52)	(0:12.63)		
5	8	ALFA DUNDEE	1	62.1	0:11.86	2:09.66 [5]	1:53.05 [5]	1:41.02 [4]	1:29.16 [5]	1:16.81 [5]	1:04.39 [6]	0:51.79 [6]	0:39.03	-2
		Kenji Yoshida		1600m	1600m	(0:16.61)	(0:12.03)	(0:11.86)	(0:12.35)	(0:12.42)	(0:12.60)	(0:12.76)		
6	12	FORCE ME	3	62.3	0:11.75	2:09.69 [6]	1:53.56 [1]	1:41.58 [1]	1:29.83 [1]	1:17.47 [1]	1:05.04 [1]	0:52.40 [2]	0:39.54	-5
		Sariah Champkin		1600m	1600m	(0:16.13)	(0:11.98)	(0:11.75)	(0:12.36)	(0:12.43)	(0:12.64)	(0:12.86)		
7	9	LIZZIE'S PRIDE	5	62.8	0:11.85	2:09.81 [7]	1:52.79 [8]	1:40.82 [7]	1:28.97 [7]	1:16.65 [7]	1:04.20 [7]	0:51.81 [7]	0:39.07	-7
		Amy Graham		1600m	1600m	(0:17.02)	(0:11.97)	(0:11.85)	(0:12.32)	(0:12.45)	(0:12.39)	(0:12.74)		
8	4	THE MANIPULATOR	9	63.1	0:11.73	2:12.47 [8]	1:56.23 [2]	1:44.17 [2]	1:32.44 [2]	1:20.19 [2]	1:07.78 [2]	0:55.24 [1]	0:42.40	-4
		Nathan Fazackerley		1600m	1600m	(0:16.24)	(0:12.06)	(0:11.73)	(0:12.25)	(0:12.41)	(0:12.54)	(0:12.84)		

Scratched: Winston Blue (#14), Another Dazzler (#11), Pride An' Joy (#15), Seeress (#5), Sir Goldalot (#3), Okesutora (#2), Pauli (#13)



Toowoomba Professional

Race 2: SEDL AGENCIES BENCHMARK 58 Handicap - 2000m

28 July 2025 - 13:19



Track Rating: Soft 6, Weather: Fine, Rail Position: +3m 800-600; +4m Remainder

Section					600m	400m	200m	Last 600m			
Field Times					0:38.63 (0:13.21)	0:25.42 (0:12.71)	0:12.71 (0:12.71)	0:38.63			
Rank	TAB	Horse/Jockey	Barrier	Top Speed [km/h]	Fastest Section				Margin		
1	6	AOOM'S CHOICE	6	62.5	0:11.83	0:38.15 [5]	0:25.32 [3]	0:12.71 [1]	2:08.70	0:38.15	
		Nozi Tomizawa		1600m	1600m	(0:12.83)	(0:12.61)	(0:12.71)			
2	7	BOLERO	2	62.3	0:11.84	0:38.45 [4]	0:25.39 [5]	0:12.79 [2]	0.8L	0:38.45 -11	
		Karl Zechner		1600m	1600m	(0:13.06)	(0:12.60)	(0:12.79)			
3	10	DECEMBER DIAMOND	4	63.0	0:11.76	0:38.99 [3]	0:25.96 [2]	0:13.11 [3]	3.1L	0:38.99 -5	
		Les Tilley		1600m	1600m	(0:13.03)	(0:12.85)	(0:13.11)			
4	1	MALECON	8	63.5	0:11.89	0:38.71 [8]	0:25.88 [8]	0:13.02 [5]	4.4L	0:38.71 -2	
		Chelsea Baker		1600m	1600m	(0:12.83)	(0:12.86)	(0:13.02)			
5	8	ALFA DUNDEE	1	62.1	0:11.86	0:39.03 [6]	0:26.08 [6]	0:13.07 [7]	5.2L	0:39.03 -2	
		Kenji Yoshida		1600m	1600m	(0:12.95)	(0:13.01)	(0:13.07)			
6	12	FORCE ME	3	62.3	0:11.75	0:39.54 [2]	0:26.41 [1]	0:13.29 [4]	5.3L	0:39.54 -5	
		Sariah Champkin		1600m	1600m	(0:13.13)	(0:13.12)	(0:13.29)			
7	9	LIZZIE'S PRIDE	5	62.8	0:11.85	0:39.07 [7]	0:26.21 [7]	0:13.24 [6]	5.8L	0:39.07 -7	
		Amy Graham		1600m	1600m	(0:12.86)	(0:12.97)	(0:13.24)			
8	4	THE MANIPULATOR	9	63.1	0:11.73	0:42.40 [1]	0:29.04 [4]	0:15.00 [8]	21.3L	0:42.40 -4	
		Nathan Fazackerley		1600m	1600m	(0:13.36)	(0:14.04)	(0:15.00)			

Scratched: Winston Blue (#14), Another Dazzler (#11), Pride An' Joy (#15), Seeress (#5), Sir Goldalot (#3), Okesutora (#2), Pauli (#13)



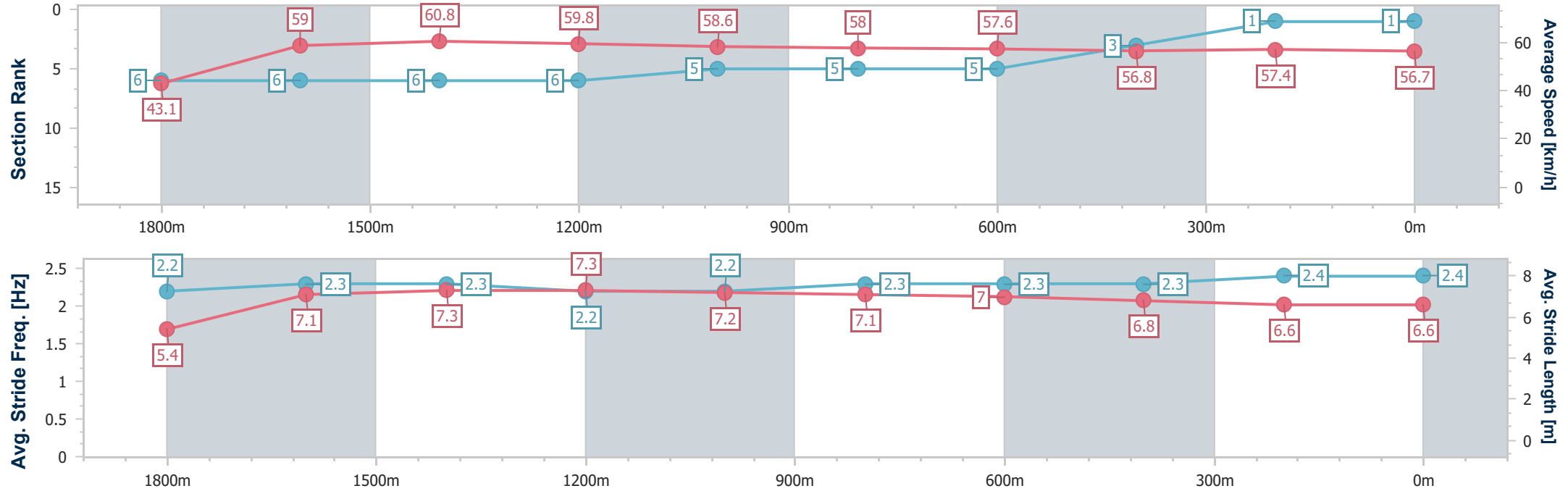
Horse/Jockey Name	Aoom's Choice
Final Rank	1
Fastest Section Time (Section)	0:11.83 (1600m)
Top Speed [km/h] (Section)	62.5 (1600m)
Race State	Finished



ToowoombaProfessional
Race 2: SEDL AGENCIES BENCHMARK 58 Handicap - 2000m
28 July 2025 - 13:19
Track Rating: Soft 6, Weather: Fine, Rail Position: +3m 800-600; +4m Remainder



Section	Overall	1800m	1600m	1400m	1200m	1000m	800m	600m	400m	200m			
Section Times	2:08.70 [1] (0:16.76)	1:51.94 [6] (0:12.09)	1:39.85 [6] (0:11.83)	1:28.02 [6] (0:12.24)	1:15.78 [6] (0:12.34)	1:03.44 [5] (0:12.60)	0:50.84 [5] (0:12.69)	0:38.15 [5] (0:12.83)	0:25.32 [3] (0:12.61)	0:12.71 [1] (0:12.71)			
Average Speed [km/h]	43.1	59.0	60.8	59.8	58.6	58.0	57.6	56.8	57.4	56.7			
Top Speed [km/h]	57.8	60.4	62.5	62.3	58.8	58.8	58.6	57.4	58.6	58.5			
Avg. Dist. to Rail [m]	3.9	1.9	0.9	2.8	4.2	4.0	3.9	2.7	1.6	1.5			
Avg. Stride Freq. [Hz]	2.2	2.3	2.3	2.2	2.2	2.3	2.3	2.3	2.4	2.4			
Avg. Stride Length [m]	5.4	7.1	7.3	7.3	7.2	7.1	7.0	6.8	6.6	6.6			



[] Ranking at each section and finish
- - - - - No data available at this section
NA No data available



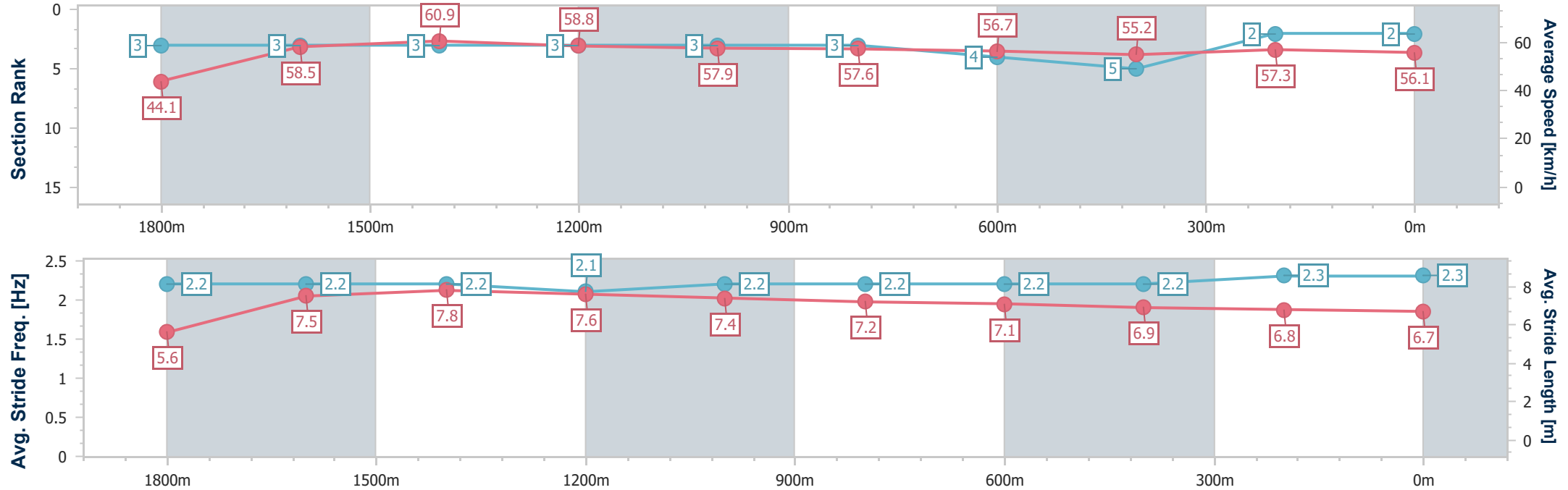
Horse/Jockey Name	Bolero
Final Rank	2
Fastest Section Time (Section)	0:11.84 (1600m)
Top Speed [km/h] (Section)	62.3 (1600m)
Race State	Finished



ToowoombaProfessional
Race 2: SEDL AGENCIES BENCHMARK 58 Handicap - 2000m
28 July 2025 - 13:19
Track Rating: Soft 6, Weather: Fine, Rail Position: +3m 800-600; +4m Remainder



Section	Overall	1800m	1600m	1400m	1200m	1000m	800m	600m	400m	200m			
Section Times	2:08.86 [2] (0:16.29)	1:52.57 [3] (0:12.03)	1:40.54 [3] (0:11.84)	1:28.70 [3] (0:12.31)	1:16.39 [3] (0:12.47)	1:03.92 [3] (0:12.63)	0:51.29 [3] (0:12.84)	0:38.45 [4] (0:13.06)	0:25.39 [5] (0:12.60)	0:12.79 [2] (0:12.79)			
Average Speed [km/h]	44.1	58.5	60.9	58.8	57.9	57.6	56.7	55.2	57.3	56.1			
Top Speed [km/h]	59.1	60.4	62.3	61.1	58.4	58.6	57.9	56.8	58.7	58.3			
Avg. Dist. to Rail [m]	7.7	4.2	0.7	1.4	3.0	3.0	2.8	0.7	0.4	1.2			
Avg. Stride Freq. [Hz]	2.2	2.2	2.2	2.1	2.2	2.2	2.2	2.2	2.3	2.3			
Avg. Stride Length [m]	5.6	7.5	7.8	7.6	7.4	7.2	7.1	6.9	6.8	6.7			





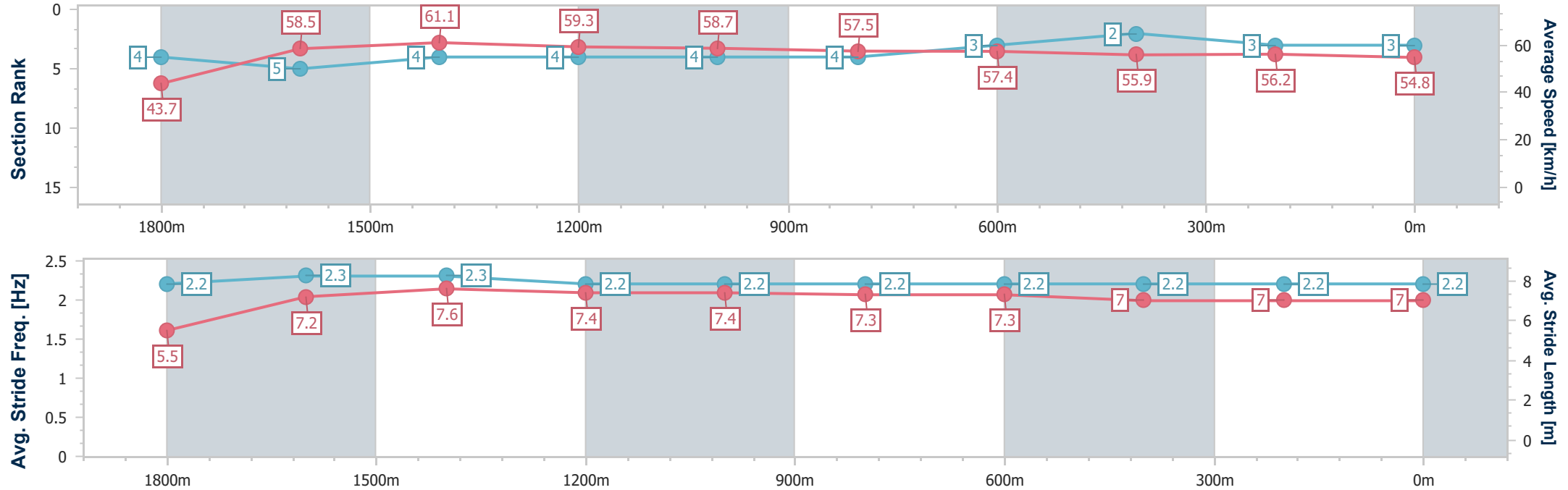
Horse/Jockey Name	December Diamond
Final Rank	3
Fastest Section Time (Section)	0:11.76 (1600m)
Top Speed [km/h] (Section)	63.0 (1600m)
Race State	Finished



ToowoombaProfessional
Race 2: SEDL AGENCIES BENCHMARK 58 Handicap - 2000m
28 July 2025 - 13:19
Track Rating: Soft 6, Weather: Fine, Rail Position: +3m 800-600; +4m Remainder



Section	Overall	1800m	1600m	1400m	1200m	1000m	800m	600m	400m	200m			
Section Times	2:09.27 [3] (0:16.44)	1:52.83 [4] (0:12.23)	1:40.60 [5] (0:11.76)	1:28.84 [4] (0:12.24)	1:16.60 [4] (0:12.33)	1:04.27 [4] (0:12.63)	0:51.64 [4] (0:12.65)	0:38.99 [3] (0:13.03)	0:25.96 [2] (0:12.85)	0:13.11 [3] (0:13.11)			
Average Speed [km/h]	43.7	58.5	61.1	59.3	58.7	57.5	57.4	55.9	56.2	54.8			
Top Speed [km/h]	58.2	59.2	63.0	62.9	59.2	58.3	58.6	57.6	57.1	56.0			
Avg. Dist. to Rail [m]	3.6	1.8	1.0	1.9	3.5	3.1	2.6	2.0	0.9	0.4			
Avg. Stride Freq. [Hz]	2.2	2.3	2.3	2.2	2.2	2.2	2.2	2.2	2.2	2.2			
Avg. Stride Length [m]	5.5	7.2	7.6	7.4	7.4	7.3	7.3	7.0	7.0	7.0			





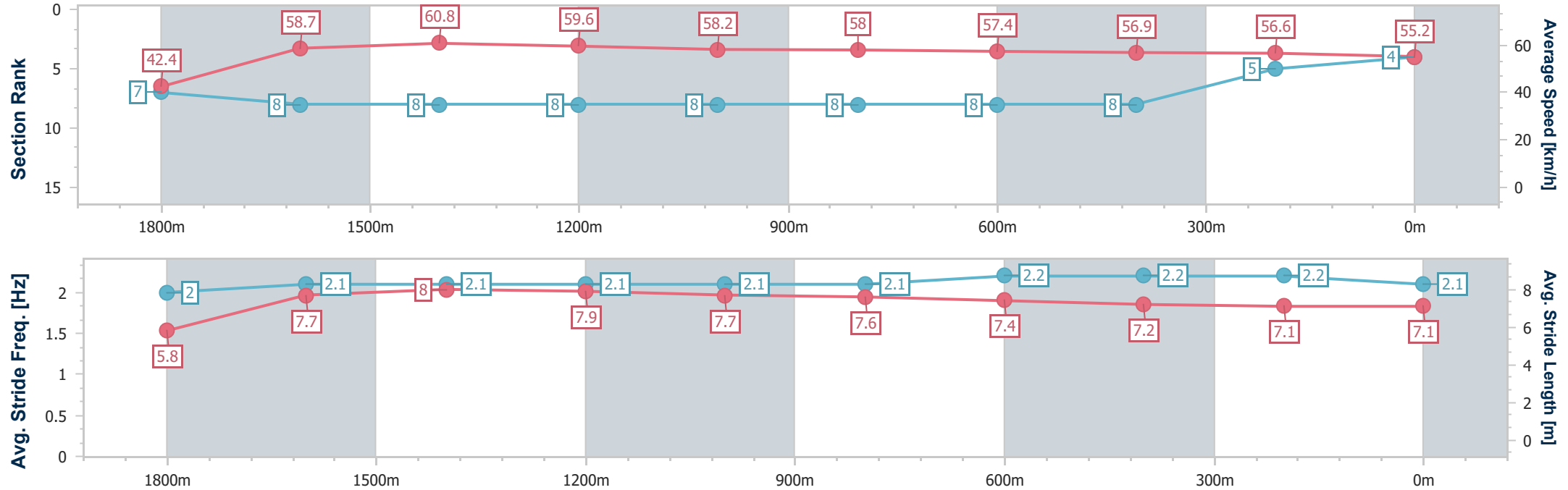
Horse/Jockey Name	Malecon
Final Rank	4
Fastest Section Time (Section)	0:11.89 (1600m)
Top Speed [km/h] (Section)	63.5 (1600m)
Race State	Finished



ToowoombaProfessional
Race 2: SEDL AGENCIES BENCHMARK 58 Handicap - 2000m
28 July 2025 - 13:19
Track Rating: Soft 6, Weather: Fine, Rail Position: +3m 800-600; +4m Remainder



Section	Overall	1800m	1600m	1400m	1200m	1000m	800m	600m	400m	200m			
Section Times	2:09.51 [4] (0:16.97)	1:52.54 [7] (0:12.25)	1:40.29 [8] (0:11.89)	1:28.40 [8] (0:12.13)	1:16.27 [8] (0:12.41)	1:03.86 [8] (0:12.52)	0:51.34 [8] (0:12.63)	0:38.71 [8] (0:12.83)	0:25.88 [8] (0:12.86)	0:13.02 [5] (0:13.02)			
Average Speed [km/h]	42.4	58.7	60.8	59.6	58.2	58.0	57.4	56.9	56.6	55.2			
Top Speed [km/h]	57.3	60.5	63.5	61.3	58.8	59.1	59.2	58.0	57.8	56.4			
Avg. Dist. to Rail [m]	5.8	0.3	0.9	1.0	2.7	2.3	3.1	2.7	3.0	1.4			
Avg. Stride Freq. [Hz]	2.0	2.1	2.1	2.1	2.1	2.1	2.2	2.2	2.2	2.1			
Avg. Stride Length [m]	5.8	7.7	8.0	7.9	7.7	7.6	7.4	7.2	7.1	7.1			





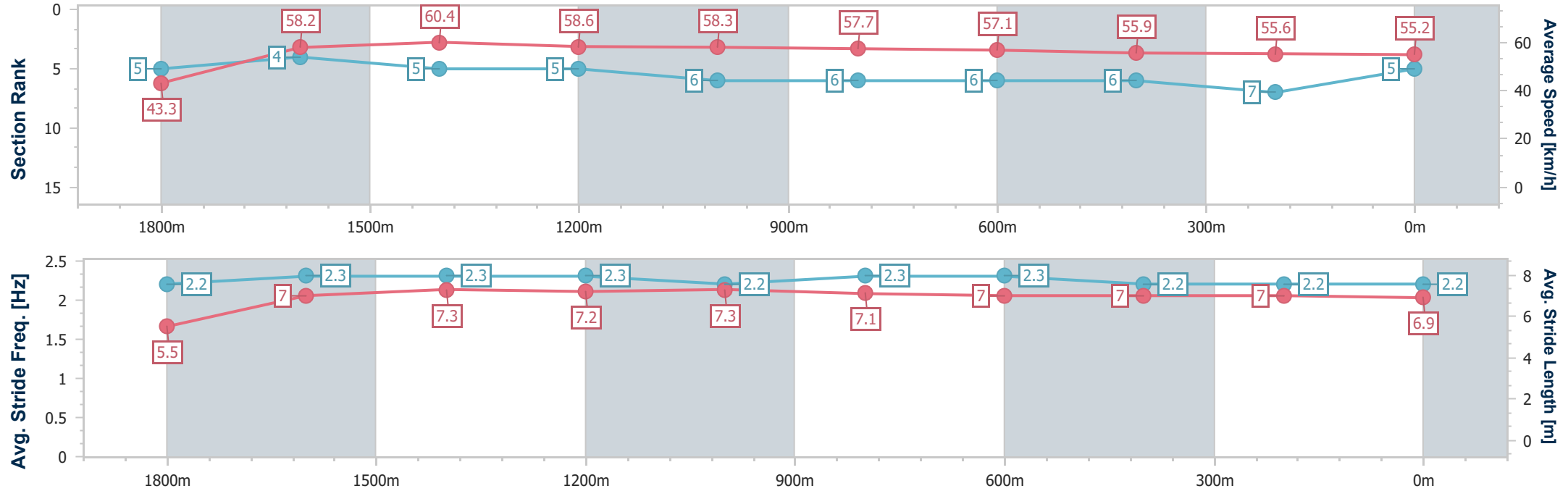
Horse/Jockey Name	Alfa Dundee
Final Rank	5
Fastest Section Time (Section)	0:11.86 (1600m)
Top Speed [km/h] (Section)	62.1 (1600m)
Race State	Finished



ToowoombaProfessional
Race 2: SEDL AGENCIES BENCHMARK 58 Handicap - 2000m
28 July 2025 - 13:19
Track Rating: Soft 6, Weather: Fine, Rail Position: +3m 800-600; +4m Remainder



Section	Overall	1800m	1600m	1400m	1200m	1000m	800m	600m	400m	200m			
Section Times	2:09.66 [5] (0:16.61)	1:53.05 [5] (0:12.03)	1:41.02 [4] (0:11.86)	1:29.16 [5] (0:12.35)	1:16.81 [5] (0:12.42)	1:04.39 [6] (0:12.60)	0:51.79 [6] (0:12.76)	0:39.03 [6] (0:12.95)	0:26.08 [6] (0:13.01)	0:13.07 [7] (0:13.07)			
Average Speed [km/h]	43.3	58.2	60.4	58.6	58.3	57.7	57.1	55.9	55.6	55.2			
Top Speed [km/h]	58.1	59.2	62.1	61.0	59.0	58.7	58.0	56.7	57.0	55.8			
Avg. Dist. to Rail [m]	6.7	5.1	1.4	1.6	3.1	3.1	3.1	1.0	1.6	2.8			
Avg. Stride Freq. [Hz]	2.2	2.3	2.3	2.3	2.2	2.3	2.3	2.2	2.2	2.2			
Avg. Stride Length [m]	5.5	7.0	7.3	7.2	7.3	7.1	7.0	7.0	7.0	6.9			





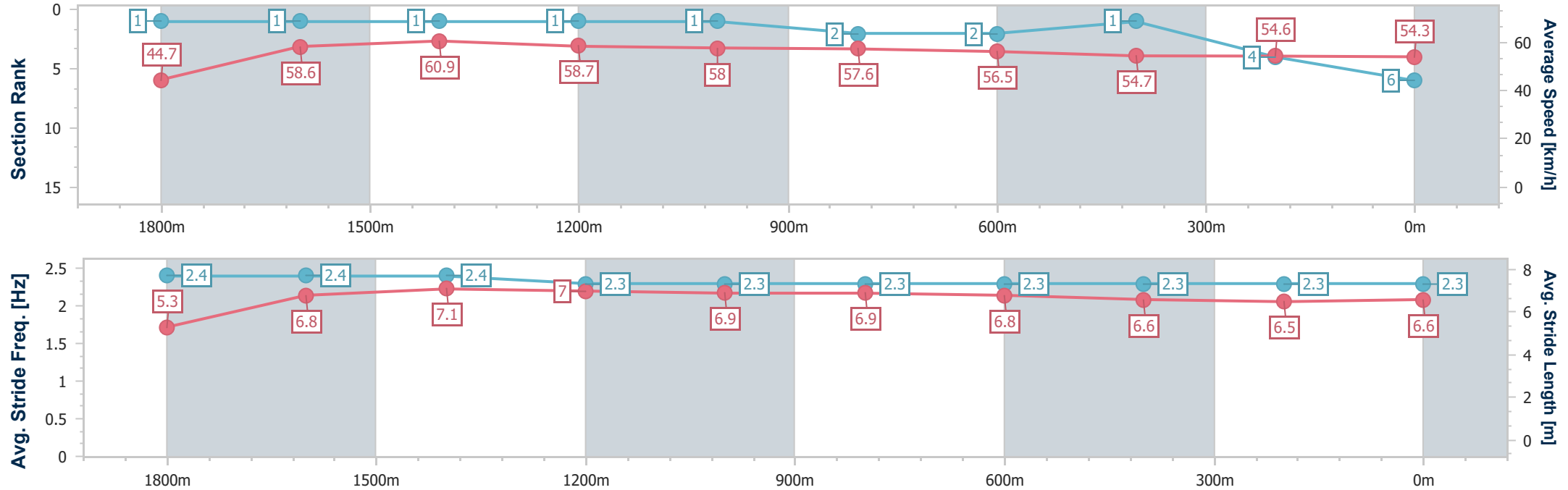
Horse/Jockey Name	Force Me
Final Rank	6
Fastest Section Time (Section)	0:11.75 (1600m)
Top Speed [km/h] (Section)	62.3 (1600m)
Race State	Finished



ToowoombaProfessional
Race 2: SEDL AGENCIES BENCHMARK 58 Handicap - 2000m
28 July 2025 - 13:19
Track Rating: Soft 6, Weather: Fine, Rail Position: +3m 800-600; +4m Remainder



Section	Overall	1800m	1600m	1400m	1200m	1000m	800m	600m	400m	200m			
Section Times	2:09.69 [6] (0:16.13)	1:53.56 [1] (0:11.98)	1:41.58 [1] (0:11.75)	1:29.83 [1] (0:12.36)	1:17.47 [1] (0:12.43)	1:05.04 [1] (0:12.64)	0:52.40 [2] (0:12.86)	0:39.54 [2] (0:13.13)	0:26.41 [1] (0:13.12)	0:13.29 [4] (0:13.29)			
Average Speed [km/h]	44.7	58.6	60.9	58.7	58.0	57.6	56.5	54.7	54.6	54.3			
Top Speed [km/h]	59.9	59.9	62.3	61.6	59.1	58.5	57.5	56.7	55.3	54.8			
Avg. Dist. to Rail [m]	5.8	4.6	1.1	1.6	2.6	2.5	2.4	0.9	0.8	0.4			
Avg. Stride Freq. [Hz]	2.4	2.4	2.4	2.3	2.3	2.3	2.3	2.3	2.3	2.3			
Avg. Stride Length [m]	5.3	6.8	7.1	7.0	6.9	6.9	6.8	6.6	6.5	6.6			





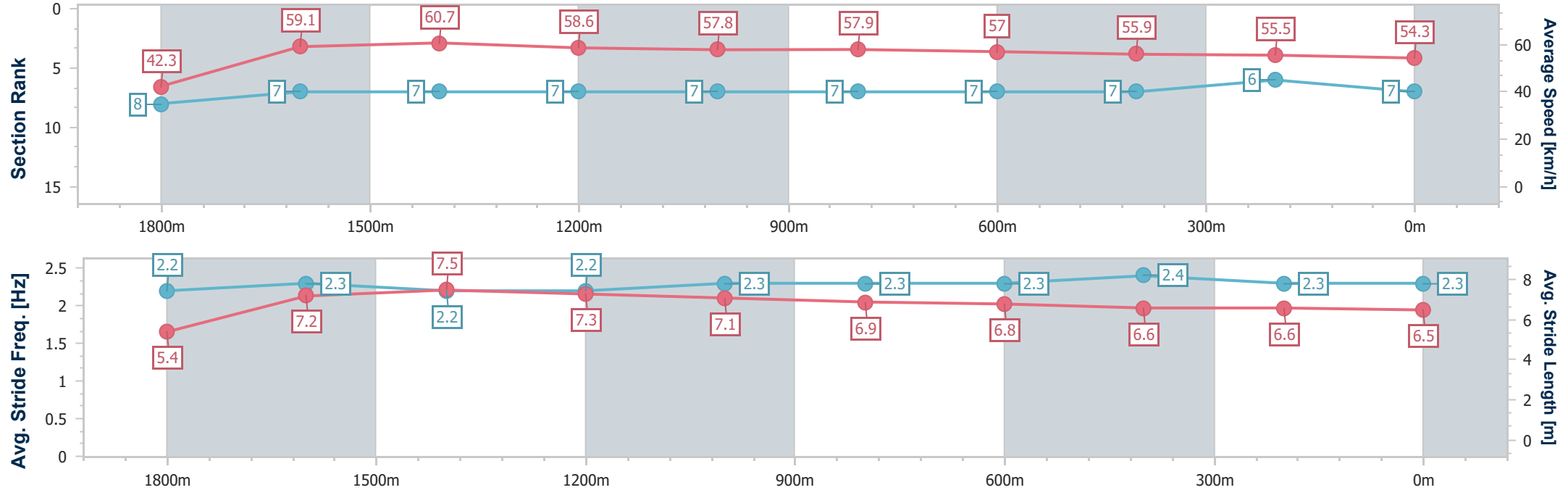
Horse/Jockey Name	Lizzie's Pride
Final Rank	7
Fastest Section Time (Section)	0:11.85 (1600m)
Top Speed [km/h] (Section)	62.8 (1600m)
Race State	Finished



ToowoombaProfessional
Race 2: SEDL AGENCIES BENCHMARK 58 Handicap - 2000m
28 July 2025 - 13:19
Track Rating: Soft 6, Weather: Fine, Rail Position: +3m 800-600; +4m Remainder



Section	Overall	1800m	1600m	1400m	1200m	1000m	800m	600m	400m	200m			
Section Times	2:09.81 [7] (0:17.02)	1:52.79 [8] (0:11.97)	1:40.82 [7] (0:11.85)	1:28.97 [7] (0:12.32)	1:16.65 [7] (0:12.45)	1:04.20 [7] (0:12.39)	0:51.81 [7] (0:12.74)	0:39.07 [7] (0:12.86)	0:26.21 [7] (0:12.97)	0:13.24 [6] (0:13.24)			
Average Speed [km/h]	42.3	59.1	60.7	58.6	57.8	57.9	57.0	55.9	55.5	54.3			
Top Speed [km/h]	59.2	60.4	62.8	60.8	59.0	59.7	59.2	57.4	56.3	56.5			
Avg. Dist. to Rail [m]	5.2	2.8	0.5	0.4	0.4	0.6	2.1	0.5	0.7	1.6			
Avg. Stride Freq. [Hz]	2.2	2.3	2.2	2.2	2.3	2.3	2.3	2.4	2.3	2.3			
Avg. Stride Length [m]	5.4	7.2	7.5	7.3	7.1	6.9	6.8	6.6	6.6	6.5			





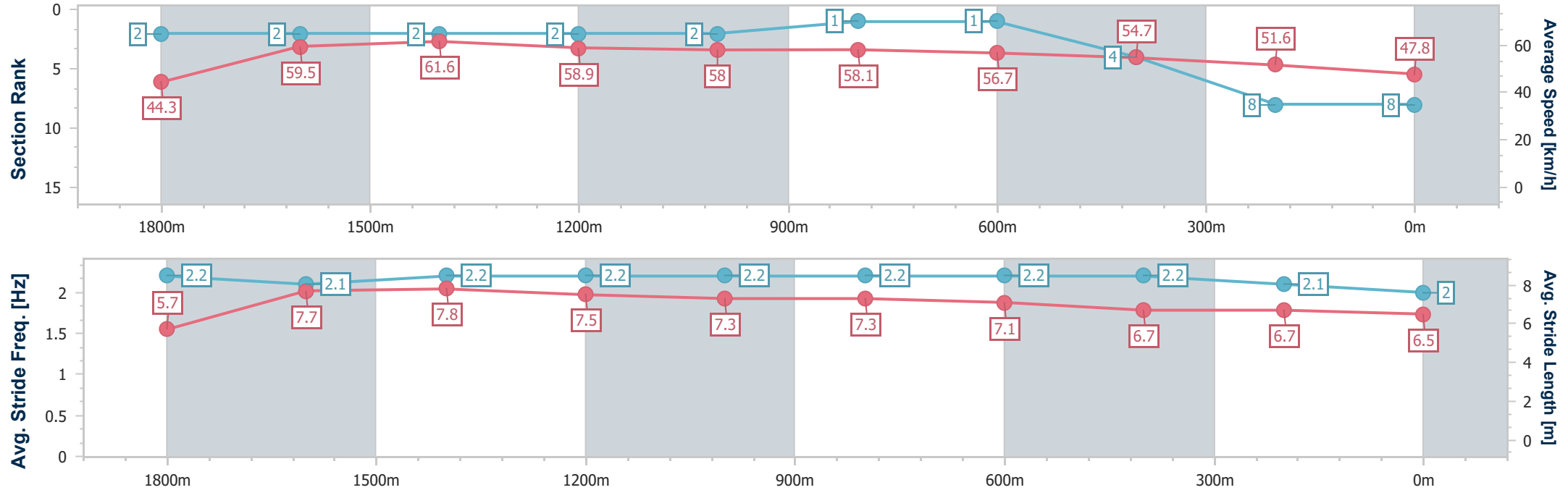
Horse/Jockey Name	The Manipulator
Final Rank	8
Fastest Section Time (Section)	0:11.73 (1600m)
Top Speed [km/h] (Section)	63.1 (1600m)
Race State	Finished



ToowoombaProfessional
Race 2: SEDL AGENCIES BENCHMARK 58 Handicap - 2000m
28 July 2025 - 13:19
Track Rating: Soft 6, Weather: Fine, Rail Position: +3m 800-600; +4m Remainder



Section	Overall	1800m	1600m	1400m	1200m	1000m	800m	600m	400m	200m			
Section Times	2:12.47 [8] (0:16.24)	1:56.23 [2] (0:12.06)	1:44.17 [2] (0:11.73)	1:32.44 [2] (0:12.25)	1:20.19 [2] (0:12.41)	1:07.78 [2] (0:12.54)	0:55.24 [1] (0:12.84)	0:42.40 [1] (0:13.36)	0:29.04 [4] (0:14.04)	0:15.00 [8] (0:15.00)			
Average Speed [km/h]	44.3	59.5	61.6	58.9	58.0	58.1	56.7	54.7	51.6	47.8			
Top Speed [km/h]	60.4	61.1	63.1	62.3	59.3	59.1	57.5	56.5	52.4	50.8			
Avg. Dist. to Rail [m]	5.4	0.6	0.3	0.7	1.2	2.3	4.4	2.8	1.4	0.5			
Avg. Stride Freq. [Hz]	2.2	2.1	2.2	2.2	2.2	2.2	2.2	2.2	2.1	2.0			
Avg. Stride Length [m]	5.7	7.7	7.8	7.5	7.3	7.3	7.1	6.7	6.7	6.5			





Toowoomba Professional

Race 3: TAYLOR BUILDING GROUP BENCHMARK 60 Handicap - 1200m

28 July 2025 - 13:55



Track Rating: Soft 6, Weather: Fine, Rail Position: +3m 800-600; +4m Remainder

Section		Overall				1000m	800m	600m	400m	200m	Last 600m		
Field Times		1:14.26				1:00.18	0:48.69	0:36.38	0:24.35	0:12.36	0:36.38		
		(0:14.08)				(0:11.49)	(0:12.31)	(0:12.03)	(0:11.99)	(0:12.36)			
Rank	TAB	Horse/Jockey	Barrier	Top Speed [km/h]	Fastest Section						Margin	Distance Travelled [m]	
1	9	ELECTRIC ARROW	2	66.0	0:11.49	1:14.26 [1]	1:00.18 [1]	0:48.69 [1]	0:36.38 [1]	0:24.27 [2]	0:12.35 [2]	1:14.26	0:36.38
		Chelsea Baker		1000m	1000m	(0:14.08)	(0:11.49)	(0:12.31)	(0:12.11)	(0:11.92)	(0:12.35)		
2	6	CHARMED PASSAGE	8	64.3	0:11.65	1:14.36 [2]	1:00.28 [2]	0:48.63 [2]	0:36.47 [2]	0:24.45 [1]	0:12.46 [1]	0.5L	0:36.47 +5
		Rob Thorburn		1000m	1000m	(0:14.08)	(0:11.65)	(0:12.16)	(0:12.02)	(0:11.99)	(0:12.46)		
3	1	LAST CHANCE SALOON	6	66.3	0:11.36	1:14.49 [3]	0:59.78 [8]	0:48.42 [6]	0:36.05 [8]	0:23.70 [9]	0:12.26 [3]	1.3L	0:36.05 +2
		Jasper Franklin		1000m	1000m	(0:14.71)	(0:11.36)	(0:12.37)	(0:12.35)	(0:11.44)	(0:12.26)		
4	11	MISS MOZAMBIQUE	9	63.6	0:11.62	1:14.84 [4]	1:00.08 [9]	0:48.46 [9]	0:36.27 [9]	0:24.11 [8]	0:12.16 [5]	3.3L	0:36.27 +4
		Les Tilley		1000m	1000m	(0:14.76)	(0:11.62)	(0:12.19)	(0:12.16)	(0:11.95)	(0:12.16)		
5	7	TOKYO BANDIT	1	65.1	0:11.42	1:14.93 [5]	1:00.49 [5]	0:49.07 [3]	0:37.01 [3]	0:24.88 [3]	0:12.60 [4]	3.8L	0:37.01 +3
		Karl Zechner		Overall	1000m	(0:14.44)	(0:11.42)	(0:12.06)	(0:12.13)	(0:12.28)	(0:12.60)		
6	10	LIGHTNING STRIKES	7	64.2	0:11.62	1:15.45 [6]	1:00.92 [6]	0:49.30 [8]	0:37.26 [5]	0:24.90 [6]	0:12.56 [7]	6.8L	0:37.26 +11
		Kelsey Lenton		Overall	1000m	(0:14.53)	(0:11.62)	(0:12.04)	(0:12.36)	(0:12.34)	(0:12.56)		
7	5	ULUWATU	4	64.5	0:11.59	1:15.52 [7]	1:01.12 [4]	0:49.53 [5]	0:37.26 [6]	0:25.00 [5]	0:12.71 [6]	7.2L	0:37.26 +8
		Bailey Wheeler		1000m	1000m	(0:14.40)	(0:11.59)	(0:12.27)	(0:12.26)	(0:12.29)	(0:12.71)		
8	8	CHANGE THE DEEL	3	65.2	0:11.55	1:15.84 [8]	1:01.25 [7]	0:49.70 [7]	0:37.43 [7]	0:25.22 [7]	0:12.73 [8]	9L	0:37.43 +16
		Chloe Lowe		1000m	1000m	(0:14.59)	(0:11.55)	(0:12.27)	(0:12.21)	(0:12.49)	(0:12.73)		
9	12	LA VITTORIA	10	64.2	0:11.72	1:17.13 [9]	1:02.21 [10]	0:50.49 [10]	0:38.37 [10]	0:26.08 [10]	0:13.41 [10]	16.5L	0:38.37 +7
		Kenji Yoshida		1000m	1000m	(0:14.92)	(0:11.72)	(0:12.12)	(0:12.29)	(0:12.67)	(0:13.41)		
10	14	FIELD AGENT	5	64.3	0:11.57	1:17.48 [10]	1:03.11 [3]	0:51.54 [4]	0:39.52 [4]	0:27.17 [4]	0:14.11 [9]	18.5L	0:39.52 +7
		Nozi Tomizawa		Overall	1000m	(0:14.37)	(0:11.57)	(0:12.02)	(0:12.35)	(0:13.06)	(0:14.11)		

Scratched: Grandeur Rose (#13), Data Leak (#4), Son Of Beebee (#2), Black Minto (#3)



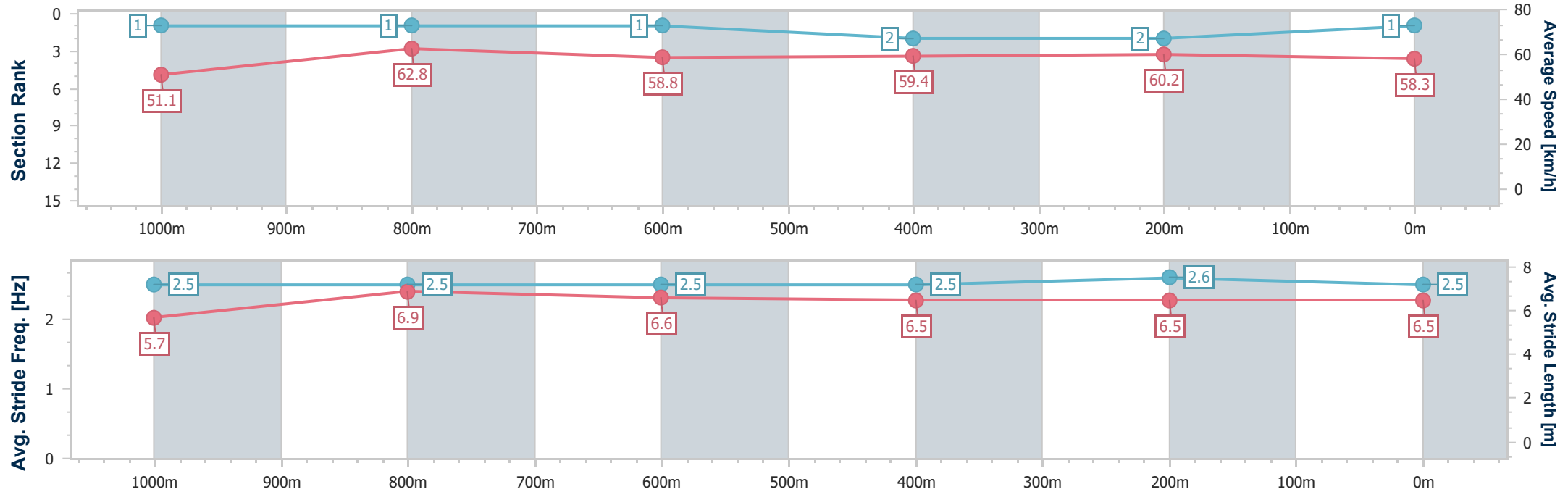
Horse/Jockey Name	Electric Arrow
Final Rank	1
Fastest Section Time (Section)	0:11.49 (1000m)
Top Speed [km/h] (Section)	66.0 (1000m)
Race State	Finished



ToowoombaProfessional
Race 3: TAYLOR BUILDING GROUP BENCHMARK 60 Handicap
- 1200m
28 July 2025 - 13:55
Track Rating: Soft 6, Weather: Fine, Rail Position: +3m 800-600; +
4m Remainder



Section	Overall	1000m	800m	600m	400m	200m								
Section Times	1:14.26 [1] (0:14.08)	1:00.18 [1] (0:11.49)	0:48.69 [1] (0:12.31)	0:36.38 [1] (0:12.11)	0:24.27 [2] (0:11.92)	0:12.35 [2] (0:12.35)								
Average Speed [km/h]	51.1	62.8	58.8	59.4	60.2	58.3								
Top Speed [km/h]	66.0	66.0	61.7	60.6	60.8	60.3								
Avg. Dist. to Rail [m]	2.9	1.2	1.9	0.9	1.6	0.4								
Avg. Stride Freq. [Hz]	2.5	2.5	2.5	2.5	2.6	2.5								
Avg. Stride Length [m]	5.7	6.9	6.6	6.5	6.5	6.5								





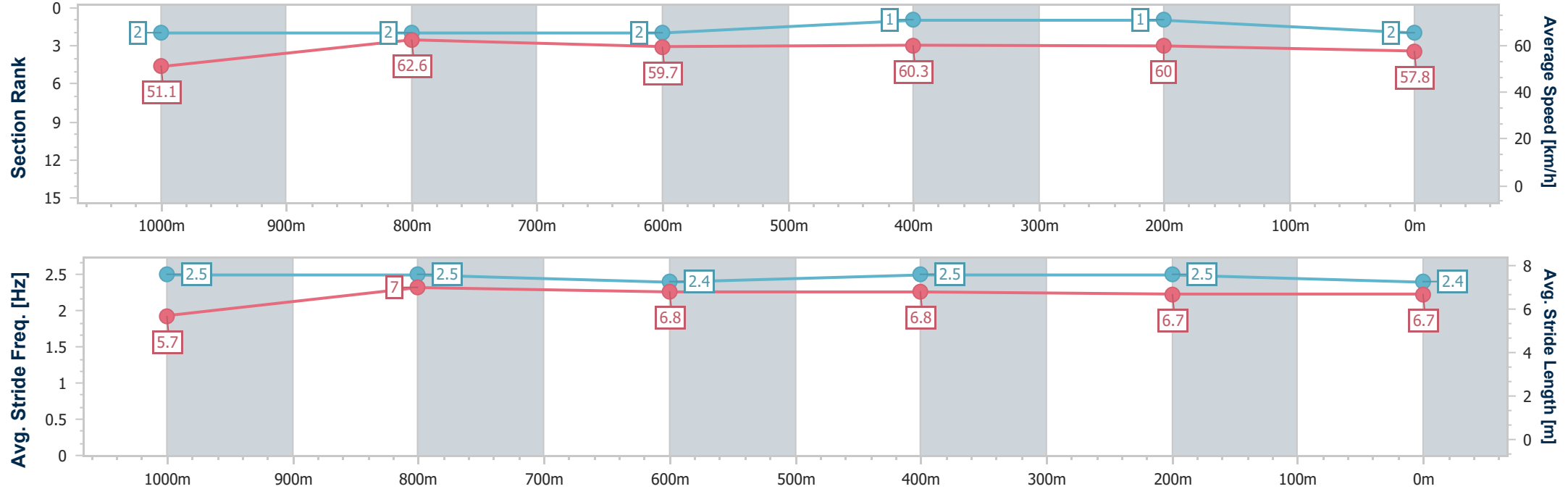
Horse/Jockey Name	Charmed Passage
Final Rank	2
Fastest Section Time (Section)	0:11.65 (1000m)
Top Speed [km/h] (Section)	64.3 (1000m)
Race State	Finished



ToowoombaProfessional
Race 3: TAYLOR BUILDING GROUP BENCHMARK 60 Handicap
- 1200m
28 July 2025 - 13:55
Track Rating: Soft 6, Weather: Fine, Rail Position: +3m 800-600; +
4m Remainder



Section	Overall	1000m	800m	600m	400m	200m							
Section Times	1:14.36 [2] (0:14.08)	1:00.28 [2] (0:11.65)	0:48.63 [2] (0:12.16)	0:36.47 [2] (0:12.02)	0:24.45 [1] (0:11.99)	0:12.46 [1] (0:12.46)							
Average Speed [km/h]	51.1	62.6	59.7	60.3	60.0	57.8							
Top Speed [km/h]	64.2	64.3	61.4	61.2	60.7	59.3							
Avg. Dist. to Rail [m]	8.3	3.2	2.3	0.9	0.9	1.7							
Avg. Stride Freq. [Hz]	2.5	2.5	2.4	2.5	2.5	2.4							
Avg. Stride Length [m]	5.7	7.0	6.8	6.8	6.7	6.7							





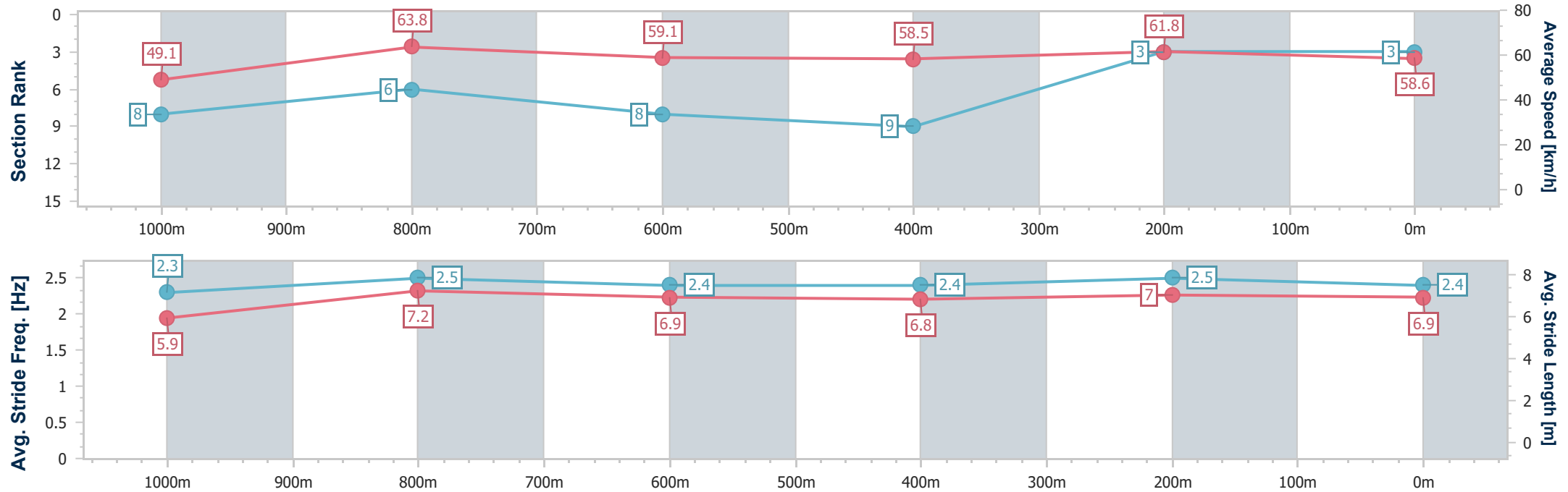
Horse/Jockey Name	Last Chance Saloon
Final Rank	3
Fastest Section Time (Section)	0:11.36 (1000m)
Top Speed [km/h] (Section)	66.3 (1000m)
Race State	Finished



ToowoombaProfessional
Race 3: TAYLOR BUILDING GROUP BENCHMARK 60 Handicap
- 1200m
28 July 2025 - 13:55
Track Rating: Soft 6, Weather: Fine, Rail Position: +3m 800-600; +
4m Remainder



Section	Overall	1000m	800m	600m	400m	200m								
Section Times	1:14.49 [3] (0:14.71)	0:59.78 [8] (0:11.36)	0:48.42 [6] (0:12.37)	0:36.05 [8] (0:12.35)	0:23.70 [9] (0:11.44)	0:12.26 [3] (0:12.26)								
Average Speed [km/h]	49.1	63.8	59.1	58.5	61.8	58.6								
Top Speed [km/h]	64.3	66.3	61.7	59.9	63.8	62.4								
Avg. Dist. to Rail [m]	5.8	2.2	4.4	1.9	4.2	1.5								
Avg. Stride Freq. [Hz]	2.3	2.5	2.4	2.4	2.5	2.4								
Avg. Stride Length [m]	5.9	7.2	6.9	6.8	7.0	6.9								





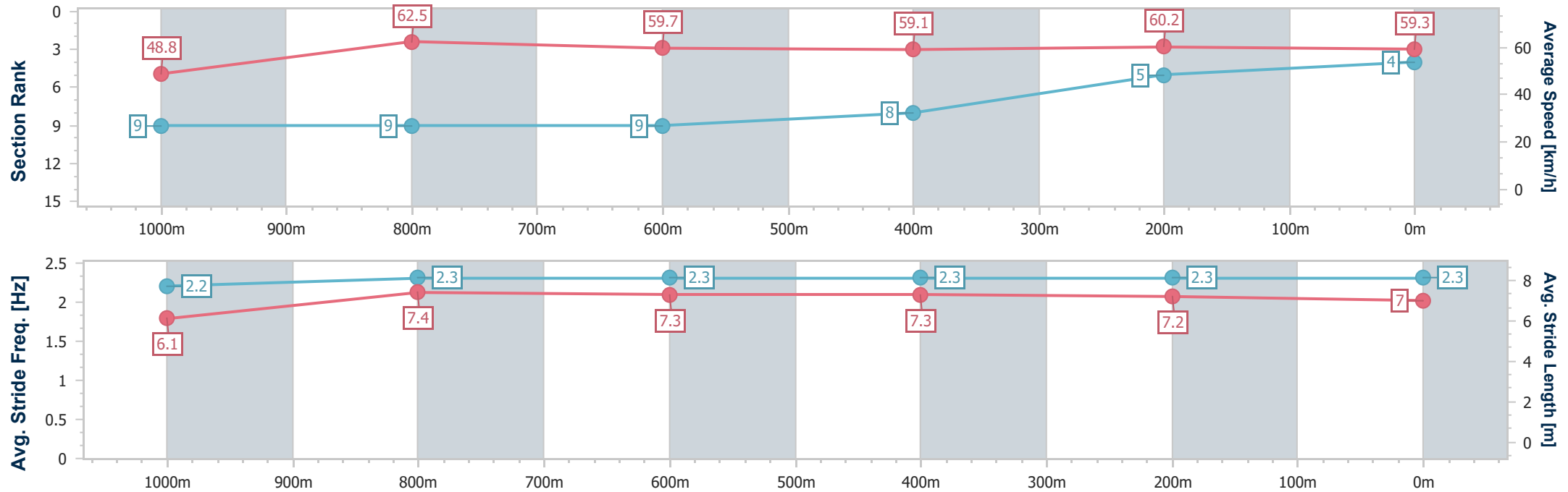
Horse/Jockey Name	Miss Mozambique
Final Rank	4
Fastest Section Time (Section)	0:11.62 (1000m)
Top Speed [km/h] (Section)	63.6 (1000m)
Race State	Finished



ToowoombaProfessional
Race 3: TAYLOR BUILDING GROUP BENCHMARK 60 Handicap
- 1200m
28 July 2025 - 13:55
Track Rating: Soft 6, Weather: Fine, Rail Position: +3m 800-600; +
4m Remainder



Section	Overall	1000m	800m	600m	400m	200m								
Section Times	1:14.84 [4] (0:14.76)	1:00.08 [9] (0:11.62)	0:48.46 [9] (0:12.19)	0:36.27 [9] (0:12.16)	0:24.11 [8] (0:11.95)	0:12.16 [5] (0:12.16)								
Average Speed [km/h]	48.8	62.5	59.7	59.1	60.2	59.3								
Top Speed [km/h]	63.0	63.6	61.4	60.9	61.4	60.6								
Avg. Dist. to Rail [m]	9.9	3.0	1.9	0.4	0.7	2.5								
Avg. Stride Freq. [Hz]	2.2	2.3	2.3	2.3	2.3	2.3								
Avg. Stride Length [m]	6.1	7.4	7.3	7.3	7.2	7.0								





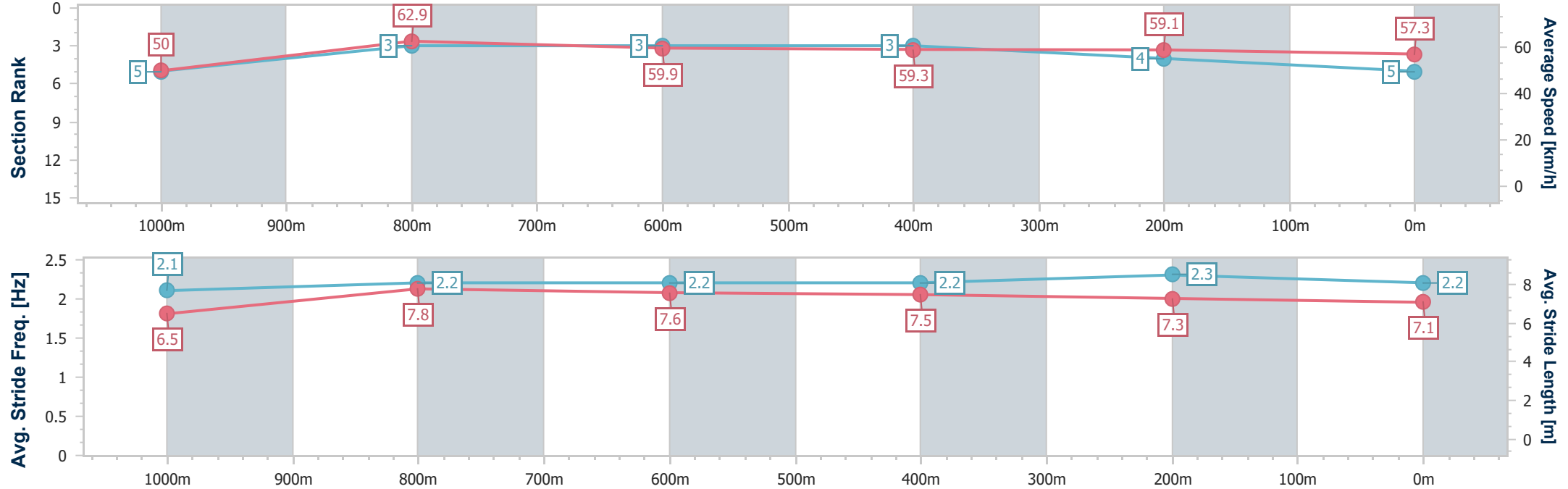
Horse/Jockey Name	Tokyo Bandit
Final Rank	5
Fastest Section Time (Section)	0:11.42 (1000m)
Top Speed [km/h] (Section)	65.1 (Overall)
Race State	Finished



ToowoombaProfessional
Race 3: TAYLOR BUILDING GROUP BENCHMARK 60 Handicap
- 1200m
28 July 2025 - 13:55
Track Rating: Soft 6, Weather: Fine, Rail Position: +3m 800-600; +
4m Remainder



Section	Overall	1000m	800m	600m	400m	200m								
Section Times	1:14.93 [5] (0:14.44)	1:00.49 [5] (0:11.42)	0:49.07 [3] (0:12.06)	0:37.01 [3] (0:12.13)	0:24.88 [3] (0:12.28)	0:12.60 [4] (0:12.60)								
Average Speed [km/h]	50.0	62.9	59.9	59.3	59.1	57.3								
Top Speed [km/h]	65.1	65.0	60.9	60.5	59.5	58.3								
Avg. Dist. to Rail [m]	2.0	1.0	0.4	0.6	2.0	0.4								
Avg. Stride Freq. [Hz]	2.1	2.2	2.2	2.2	2.3	2.2								
Avg. Stride Length [m]	6.5	7.8	7.6	7.5	7.3	7.1								





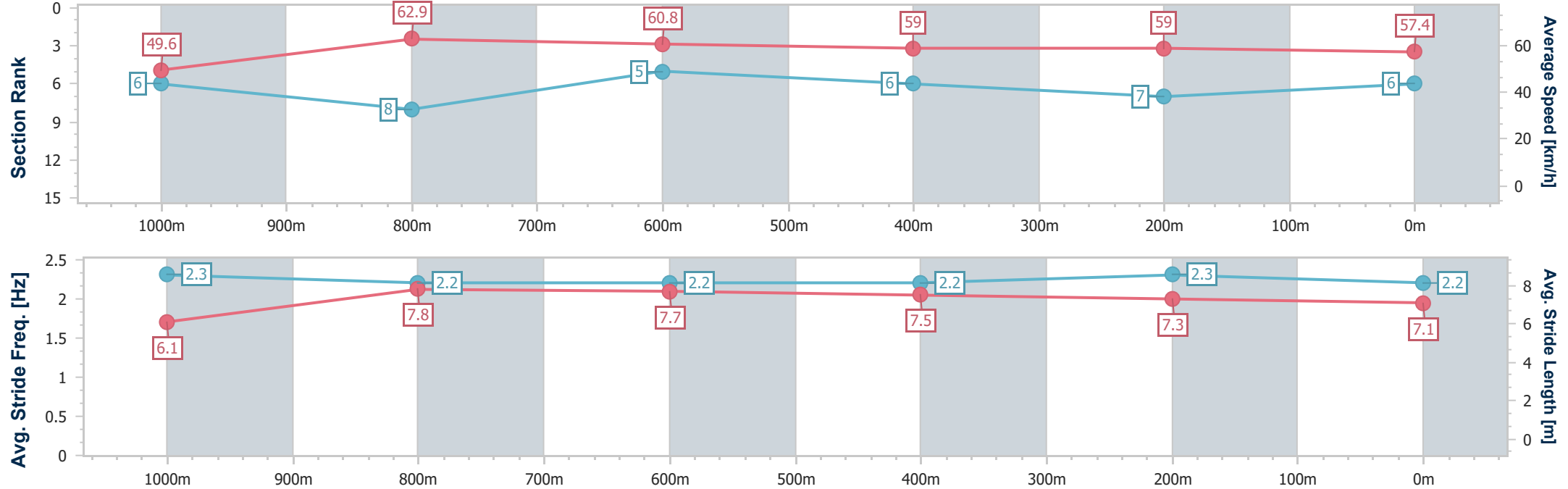
Horse/Jockey Name	Lightning Strikes
Final Rank	6
Fastest Section Time (Section)	0:11.62 (1000m)
Top Speed [km/h] (Section)	64.2 (Overall)
Race State	Finished



ToowoombaProfessional
Race 3: TAYLOR BUILDING GROUP BENCHMARK 60 Handicap
- 1200m
28 July 2025 - 13:55
Track Rating: Soft 6, Weather: Fine, Rail Position: +3m 800-600; +
4m Remainder



Section	Overall	1000m	800m	600m	400m	200m							
Section Times	1:15.45 [6] (0:14.53)	1:00.92 [6] (0:11.62)	0:49.30 [8] (0:12.04)	0:37.26 [5] (0:12.36)	0:24.90 [6] (0:12.34)	0:12.56 [7] (0:12.56)							
Average Speed [km/h]	49.6	62.9	60.8	59.0	59.0	57.4							
Top Speed [km/h]	64.2	63.7	61.8	60.2	60.0	58.5							
Avg. Dist. to Rail [m]	7.0	3.9	4.6	2.6	3.1	3.4							
Avg. Stride Freq. [Hz]	2.3	2.2	2.2	2.2	2.3	2.2							
Avg. Stride Length [m]	6.1	7.8	7.7	7.5	7.3	7.1							





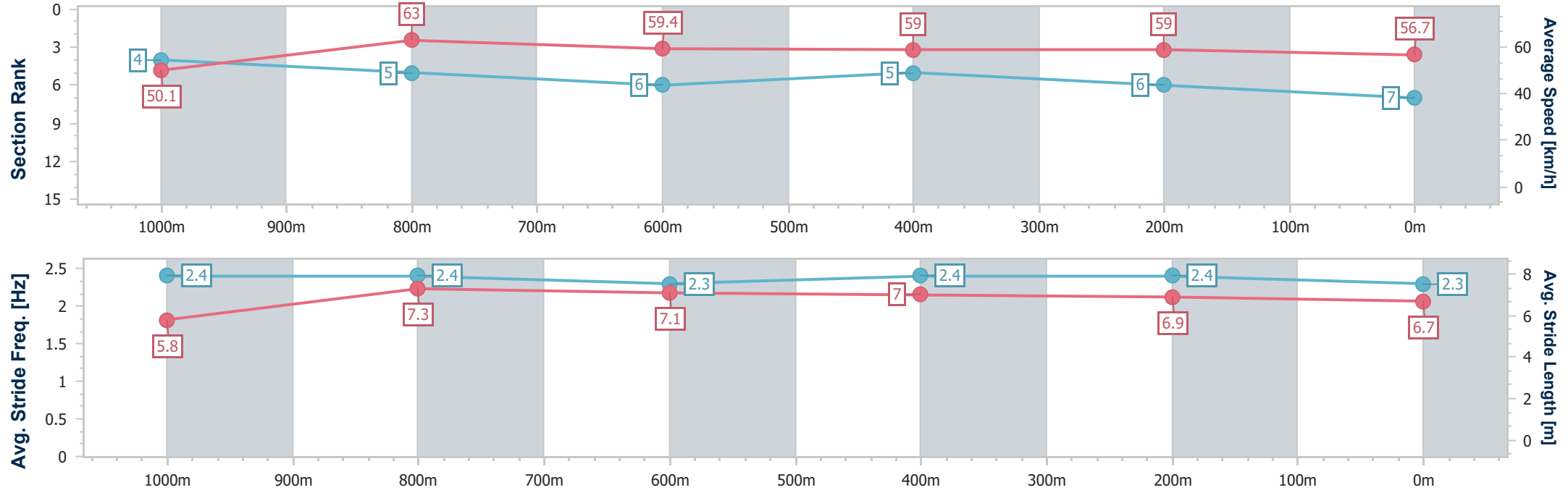
Horse/Jockey Name	Uluwatu
Final Rank	7
Fastest Section Time (Section)	0:11.59 (1000m)
Top Speed [km/h] (Section)	64.5 (1000m)
Race State	Finished



ToowoombaProfessional
Race 3: TAYLOR BUILDING GROUP BENCHMARK 60 Handicap
- 1200m
28 July 2025 - 13:55
Track Rating: Soft 6, Weather: Fine, Rail Position: +3m 800-600; +
4m Remainder



Section	Overall	1000m	800m	600m	400m	200m							
Section Times	1:15.52 [7] (0:14.40)	1:01.12 [4] (0:11.59)	0:49.53 [5] (0:12.27)	0:37.26 [6] (0:12.26)	0:25.00 [5] (0:12.29)	0:12.71 [6] (0:12.71)							
Average Speed [km/h]	50.1	63.0	59.4	59.0	59.0	56.7							
Top Speed [km/h]	63.7	64.5	60.3	60.6	60.8	58.4							
Avg. Dist. to Rail [m]	4.9	3.5	3.1	1.1	2.5	3.6							
Avg. Stride Freq. [Hz]	2.4	2.4	2.3	2.4	2.4	2.3							
Avg. Stride Length [m]	5.8	7.3	7.1	7.0	6.9	6.7							





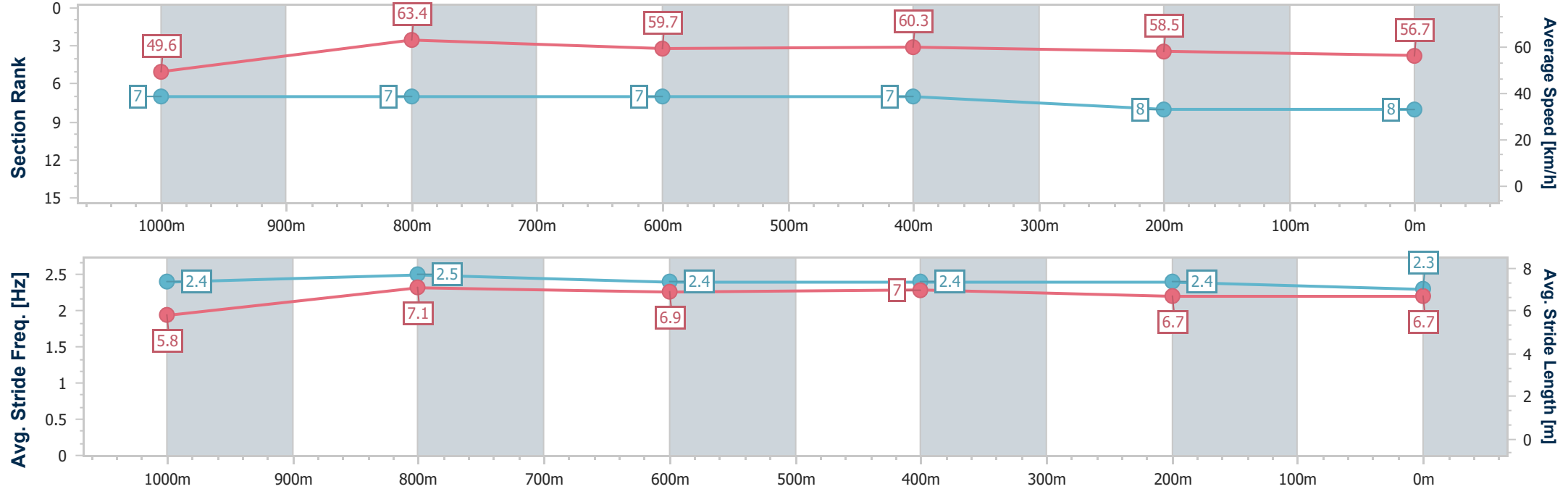
Horse/Jockey Name	Change The Deel
Final Rank	8
Fastest Section Time (Section)	0:11.55 (1000m)
Top Speed [km/h] (Section)	65.2 (1000m)
Race State	Finished



ToowoombaProfessional
Race 3: TAYLOR BUILDING GROUP BENCHMARK 60 Handicap
- 1200m
28 July 2025 - 13:55
Track Rating: Soft 6, Weather: Fine, Rail Position: +3m 800-600; +
4m Remainder



Section	Overall	1000m	800m	600m	400m	200m							
Section Times	1:15.84 [8] (0:14.59)	1:01.25 [7] (0:11.55)	0:49.70 [7] (0:12.27)	0:37.43 [7] (0:12.21)	0:25.22 [7] (0:12.49)	0:12.73 [8] (0:12.73)							
Average Speed [km/h]	49.6	63.4	59.7	60.3	58.5	56.7							
Top Speed [km/h]	64.5	65.2	62.8	61.7	60.0	57.5							
Avg. Dist. to Rail [m]	5.4	4.4	5.4	3.8	5.1	5.5							
Avg. Stride Freq. [Hz]	2.4	2.5	2.4	2.4	2.4	2.3							
Avg. Stride Length [m]	5.8	7.1	6.9	7.0	6.7	6.7							





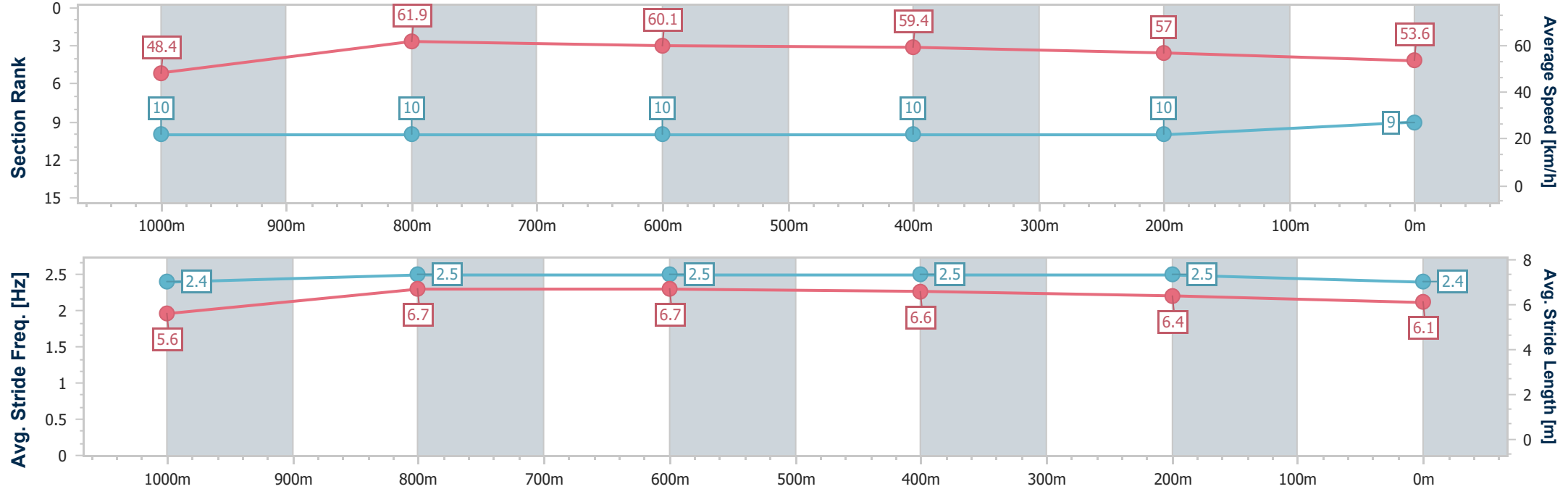
Horse/Jockey Name	La Vittoria
Final Rank	9
Fastest Section Time (Section)	0:11.72 (1000m)
Top Speed [km/h] (Section)	64.2 (1000m)
Race State	Finished



ToowoombaProfessional
Race 3: TAYLOR BUILDING GROUP BENCHMARK 60 Handicap
- 1200m
28 July 2025 - 13:55
Track Rating: Soft 6, Weather: Fine, Rail Position: +3m 800-600; +
4m Remainder



Section	Overall	1000m	800m	600m	400m	200m							
Section Times	1:17.13 [9] (0:14.92)	1:02.21 [10] (0:11.72)	0:50.49 [10] (0:12.12)	0:38.37 [10] (0:12.29)	0:26.08 [10] (0:12.67)	0:13.41 [10] (0:13.41)							
Average Speed [km/h]	48.4	61.9	60.1	59.4	57.0	53.6							
Top Speed [km/h]	61.4	64.2	61.3	60.6	58.3	55.2							
Avg. Dist. to Rail [m]	11.4	3.0	3.0	3.1	0.6	0.6							
Avg. Stride Freq. [Hz]	2.4	2.5	2.5	2.5	2.5	2.4							
Avg. Stride Length [m]	5.6	6.7	6.7	6.6	6.4	6.1							





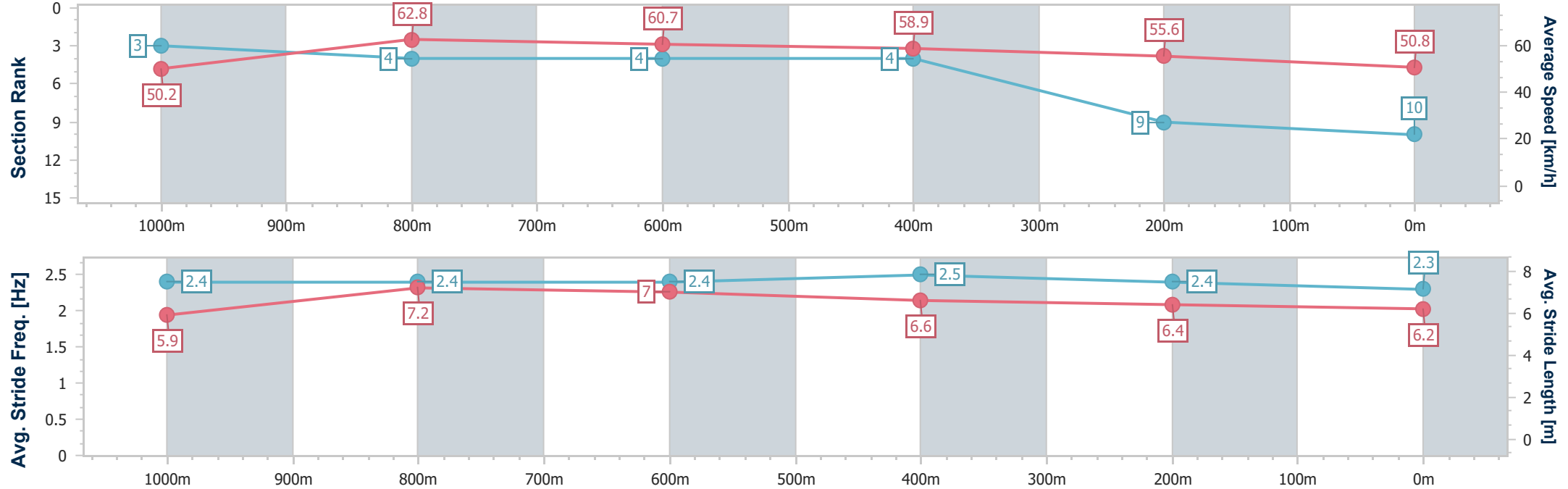
Horse/Jockey Name	Field Agent
Final Rank	10
Fastest Section Time (Section)	0:11.57 (1000m)
Top Speed [km/h] (Section)	64.3 (Overall)
Race State	Finished



ToowoombaProfessional
Race 3: TAYLOR BUILDING GROUP BENCHMARK 60 Handicap
- 1200m
28 July 2025 - 13:55
Track Rating: Soft 6, Weather: Fine, Rail Position: +3m 800-600; +
4m Remainder



Section	Overall	1000m	800m	600m	400m	200m								
Section Times	1:17.48 [10] (0:14.37)	1:03.11 [3] (0:11.57)	0:51.54 [4] (0:12.02)	0:39.52 [4] (0:12.35)	0:27.17 [4] (0:13.06)	0:14.11 [9] (0:14.11)								
Average Speed [km/h]	50.2	62.8	60.7	58.9	55.6	50.8								
Top Speed [km/h]	64.3	64.3	62.1	60.5	57.4	53.1								
Avg. Dist. to Rail [m]	6.0	3.0	2.8	2.1	2.6	3.6								
Avg. Stride Freq. [Hz]	2.4	2.4	2.4	2.5	2.4	2.3								
Avg. Stride Length [m]	5.9	7.2	7.0	6.6	6.4	6.2								





Toowoomba Professional

Race 4: SOUTHERN CROSS SHEDS BENCHMARK 72 Handicap - 1300m

28 July 2025 - 14:35



Track Rating: Soft 6, Weather: Fine, Rail Position: +3m 800-600; +4m Remainder

Section						Overall	1200m	1000m	800m	600m	400m	Last 600m	
Field Times						1:20.64 (0:08.46)	1:12.18 (0:11.17)	1:01.01 (0:11.55)	0:49.46 (0:12.07)	0:37.39 (0:12.58)	0:24.81 (0:12.15)	0:37.39	
Rank	TAB	Horse/Jockey	Barrier	Top Speed [km/h]	Fastest Section								Distance Travelled [m]
1	1	SKYWOLF	4	67.7	0:08.46	1:20.64 [1]	1:12.18 [1]	1:00.99 [2]	0:49.46 [1]	0:37.39 [1]	0:24.81 [1]	0:37.39	
		Chloe Lowe		1200m	Overall	(0:08.46)	(0:11.19)	(0:11.53)	(0:12.07)	(0:12.58)	(0:12.15)		
2	4	KATDEEL	3	65.5	0:08.61	1:20.80 [2]	1:12.19 [4]	1:00.94 [3]	0:49.30 [3]	0:37.26 [3]	0:24.93 [2]	0:37.26	+0
		Bailey Wheeler		1200m	Overall	(0:08.61)	(0:11.25)	(0:11.64)	(0:12.04)	(0:12.33)	(0:12.21)		
3	3	THE DEPUTY	6	66.0	0:08.63	1:21.14 [3]	1:12.51 [5]	1:01.11 [5]	0:49.43 [5]	0:37.41 [5]	0:24.97 [5]	0:37.41	+1
		Rob Thorburn		1200m	Overall	(0:08.63)	(0:11.40)	(0:11.68)	(0:12.02)	(0:12.44)	(0:12.29)		
4	7	CRACKER ESSGEE	7	64.7	0:08.72	1:21.82 [4]	1:13.10 [6]	1:01.67 [6]	0:50.08 [6]	0:37.88 [7]	0:25.46 [7]	0:37.88	+4
		Chelsea Baker		1200m	Overall	(0:08.72)	(0:11.43)	(0:11.59)	(0:12.20)	(0:12.42)	(0:12.71)		
5	9	VANCITY	1	64.6	0:08.86	1:21.83 [5]	1:12.97 [7]	1:01.52 [7]	0:49.92 [7]	0:37.96 [6]	0:25.56 [6]	0:37.96	-1
		Karl Zechner		1200m	Overall	(0:08.86)	(0:11.45)	(0:11.60)	(0:11.96)	(0:12.40)	(0:12.62)		
6	6	COUNT THE COIN	5	67.2	0:08.50	1:22.16 [6]	1:13.66 [2]	1:02.53 [1]	0:50.96 [2]	0:38.80 [2]	0:26.27 [3]	0:38.80	+3
		Stacey Callow		1200m	Overall	(0:08.50)	(0:11.13)	(0:11.57)	(0:12.16)	(0:12.53)	(0:12.69)		
7	5	UNLEASH	2	64.6	0:08.55	1:22.66 [7]	1:14.11 [3]	1:02.70 [4]	0:51.12 [4]	0:39.07 [4]	0:26.62 [4]	0:39.07	-3
		Nozi Tomizawa		1200m	Overall	(0:08.55)	(0:11.41)	(0:11.58)	(0:12.05)	(0:12.45)	(0:12.87)		

Scratched: Naughty Words (#8), Drang A Tang (#2)



Toowoomba Professional

Race 4: SOUTHERN CROSS SHEDS BENCHMARK 72 Handicap - 1300m

28 July 2025 - 14:35



Track Rating: Soft 6, Weather: Fine, Rail Position: +3m 800-600; +4m Remainder

Section						200m			Last 600m
Field Times						0:12.66 (0:12.66)			0:37.39
Rank	TAB	Horse/Jockey	Barrier	Top Speed [km/h]	Fastest Section	Margin		Distance Travelled [m]	
1	1	SKYWOLF	4	67.7	0:08.46	0:12.66 [1]	1:20.64	0:37.39	
		Chloe Lowe		1200m	Overall	(0:12.66)			
2	4	KATDEEL	3	65.5	0:08.61	0:12.72 [2]	0.8L	0:37.26	+0
		Bailey Wheeler		1200m	Overall	(0:12.72)			
3	3	THE DEPUTY	6	66.0	0:08.63	0:12.68 [3]	2.6L	0:37.41	+1
		Rob Thorburn		1200m	Overall	(0:12.68)			
4	7	CRACKER ESSGEE	7	64.7	0:08.72	0:12.75 [7]	6.6L	0:37.88	+4
		Chelsea Baker		1200m	Overall	(0:12.75)			
5	9	VANCITY	1	64.6	0:08.86	0:12.94 [5]	6.7L	0:37.96	-1
		Karl Zechner		1200m	Overall	(0:12.94)			
6	6	COUNT THE COIN	5	67.2	0:08.50	0:13.58 [4]	8.5L	0:38.80	+3
		Stacey Callow		1200m	Overall	(0:13.58)			
7	5	UNLEASH	2	64.6	0:08.55	0:13.75 [6]	11.3L	0:39.07	-3
		Nozi Tomizawa		1200m	Overall	(0:13.75)			

Scratched: Naughty Words (#8), Drang A Tang (#2)



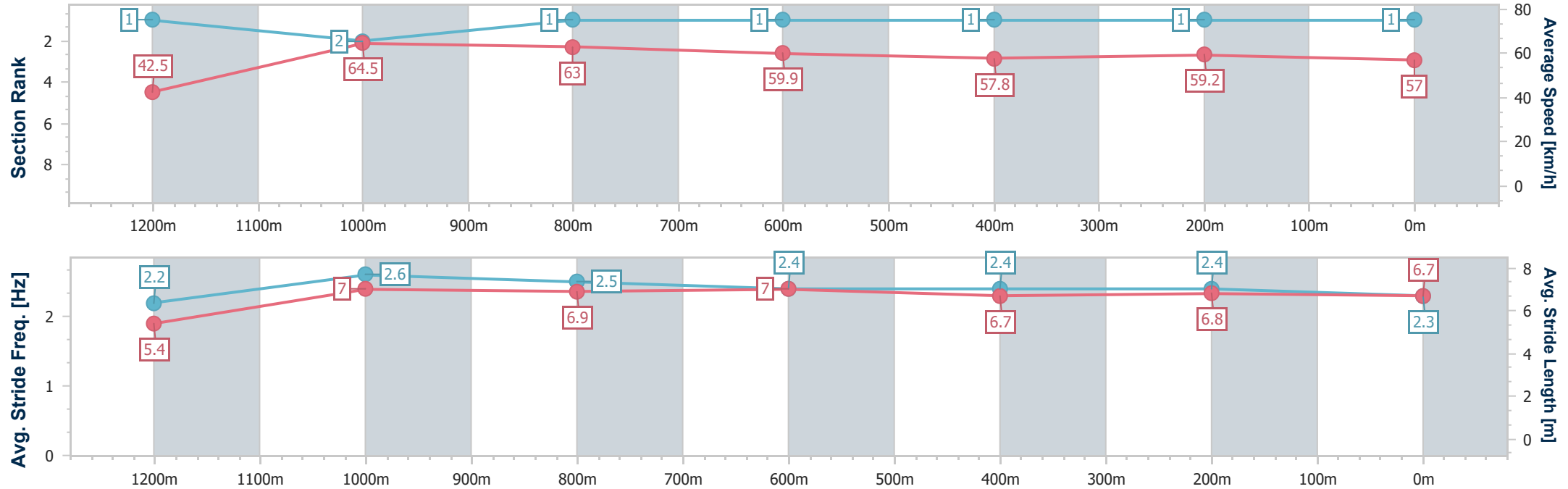
Horse/Jockey Name	Skywolf
Final Rank	1
Fastest Section Time (Section)	0:08.46 (Overall)
Top Speed [km/h] (Section)	67.7 (1200m)
Race State	Finished



ToowoombaProfessional
Race 4: SOUTHERN CROSS SHEDS BENCHMARK 72 Handicap
- 1300m
28 July 2025 - 14:35
Track Rating: Soft 6, Weather: Fine, Rail Position: +3m 800-600; +
4m Remainder



Section	Overall	1200m	1000m	800m	600m	400m	200m						
Section Times	1:20.64 [1] (0:08.46)	1:12.18 [1] (0:11.19)	1:00.99 [2] (0:11.53)	0:49.46 [1] (0:12.07)	0:37.39 [1] (0:12.58)	0:24.81 [1] (0:12.15)	0:12.66 [1] (0:12.66)						
Average Speed [km/h]	42.5	64.5	63.0	59.9	57.8	59.2	57.0						
Top Speed [km/h]	62.7	67.7	64.1	62.0	58.9	60.4	58.3						
Avg. Dist. to Rail [m]	6.4	2.2	1.7	1.9	1.4	0.5	0.6						
Avg. Stride Freq. [Hz]	2.2	2.6	2.5	2.4	2.4	2.4	2.3						
Avg. Stride Length [m]	5.4	7.0	6.9	7.0	6.7	6.8	6.7						





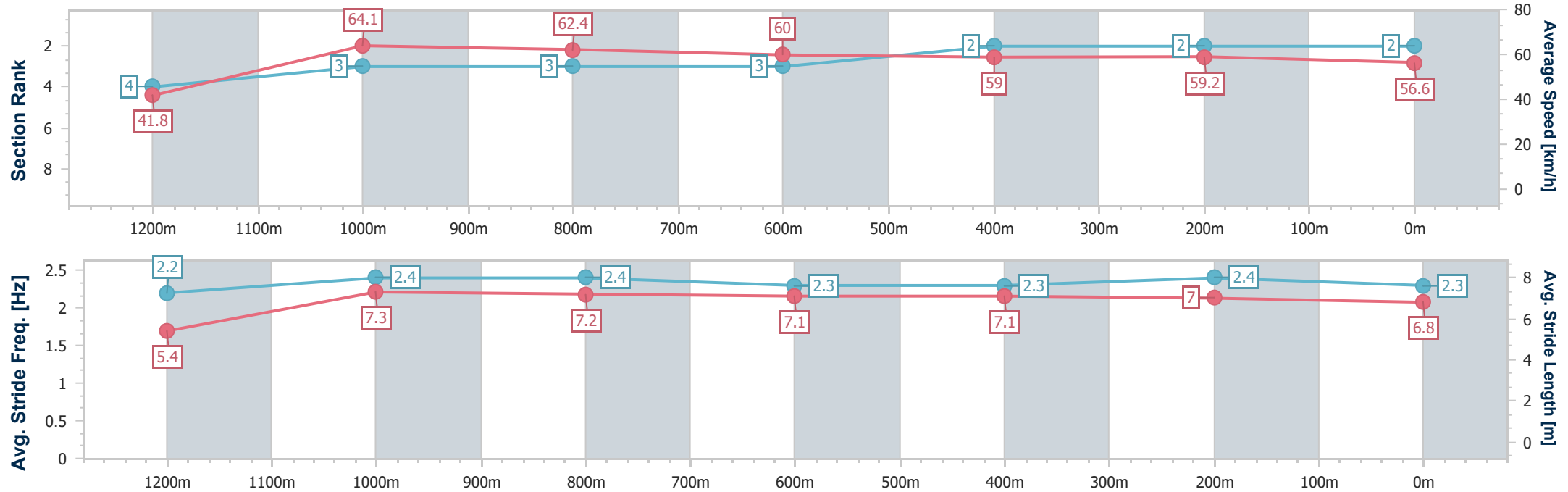
Horse/Jockey Name	Katdeel
Final Rank	2
Fastest Section Time (Section)	0:08.61 (Overall)
Top Speed [km/h] (Section)	65.5 (1200m)
Race State	Finished



ToowoombaProfessional
Race 4: SOUTHERN CROSS SHEDS BENCHMARK 72 Handicap
- 1300m
28 July 2025 - 14:35
Track Rating: Soft 6, Weather: Fine, Rail Position: +3m 800-600; +
4m Remainder



Section	Overall	1200m	1000m	800m	600m	400m	200m						
Section Times	1:20.80 [2] (0:08.61)	1:12.19 [4] (0:11.25)	1:00.94 [3] (0:11.64)	0:49.30 [3] (0:12.04)	0:37.26 [3] (0:12.33)	0:24.93 [2] (0:12.21)	0:12.72 [2] (0:12.72)						
Average Speed [km/h]	41.8	64.1	62.4	60.0	59.0	59.2	56.6						
Top Speed [km/h]	61.5	65.5	63.4	62.1	59.7	60.2	59.8						
Avg. Dist. to Rail [m]	3.2	1.4	2.1	2.1	1.5	1.2	1.3						
Avg. Stride Freq. [Hz]	2.2	2.4	2.4	2.3	2.3	2.4	2.3						
Avg. Stride Length [m]	5.4	7.3	7.2	7.1	7.1	7.0	6.8						





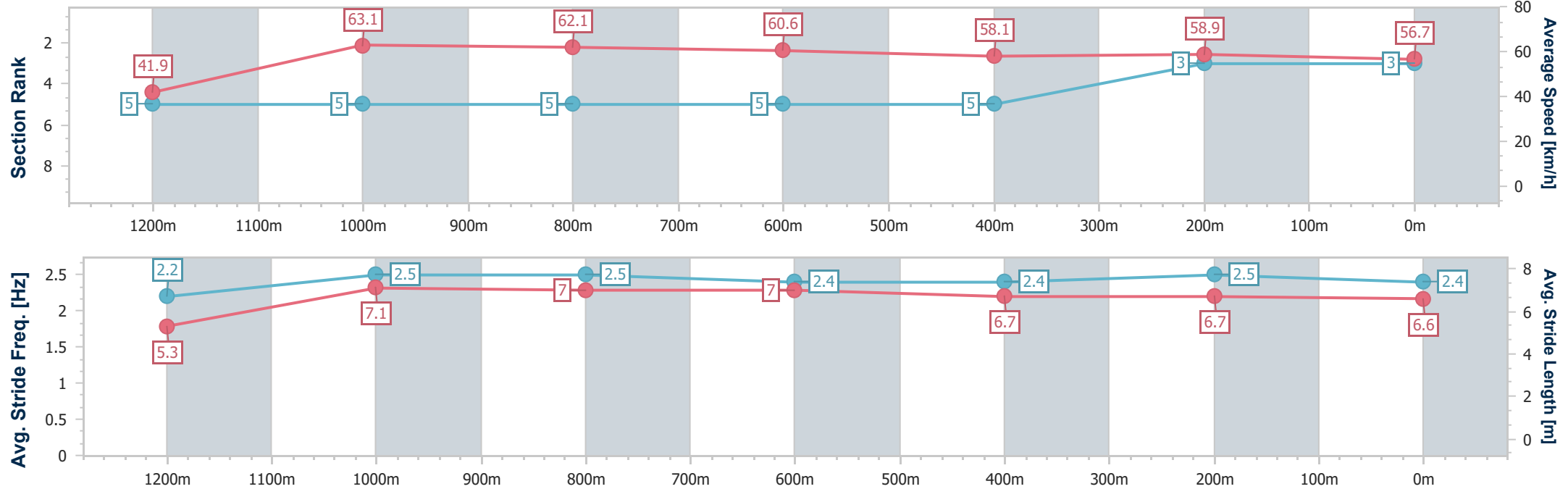
Horse/Jockey Name	The Deputy
Final Rank	3
Fastest Section Time (Section)	0:08.63 (Overall)
Top Speed [km/h] (Section)	66.0 (1200m)
Race State	Finished



ToowoombaProfessional
Race 4: SOUTHERN CROSS SHEDS BENCHMARK 72 Handicap
- 1300m
28 July 2025 - 14:35
Track Rating: Soft 6, Weather: Fine, Rail Position: +3m 800-600; +
4m Remainder



Section	Overall	1200m	1000m	800m	600m	400m	200m						
Section Times	1:21.14 [3] (0:08.63)	1:12.51 [5] (0:11.40)	1:01.11 [5] (0:11.68)	0:49.43 [5] (0:12.02)	0:37.41 [5] (0:12.44)	0:24.97 [5] (0:12.29)	0:12.68 [3] (0:12.68)						
Average Speed [km/h]	41.9	63.1	62.1	60.6	58.1	58.9	56.7						
Top Speed [km/h]	56.6	66.0	64.3	62.2	60.6	59.4	59.0						
Avg. Dist. to Rail [m]	5.7	2.1	2.1	2.1	1.4	1.5	1.0						
Avg. Stride Freq. [Hz]	2.2	2.5	2.5	2.4	2.4	2.5	2.4						
Avg. Stride Length [m]	5.3	7.1	7.0	7.0	6.7	6.7	6.6						





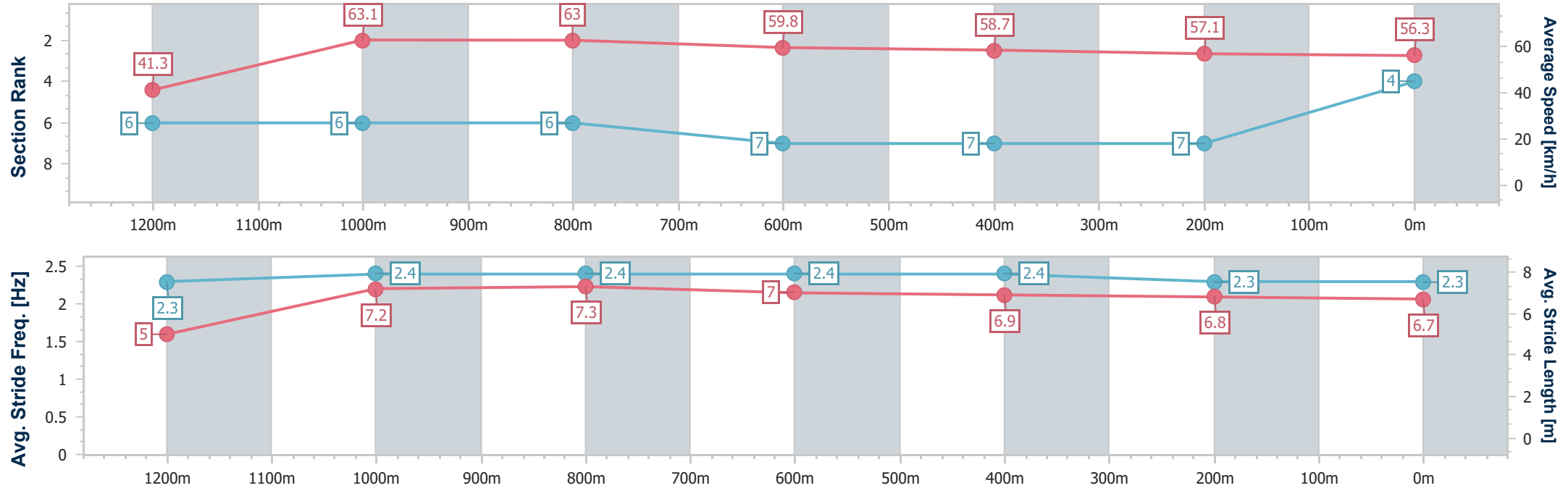
Horse/Jockey Name	Cracker Essgee
Final Rank	4
Fastest Section Time (Section)	0:08.72 (Overall)
Top Speed [km/h] (Section)	64.7 (1200m)
Race State	Finished



ToowoombaProfessional
Race 4: SOUTHERN CROSS SHEDS BENCHMARK 72 Handicap
- 1300m
28 July 2025 - 14:35
Track Rating: Soft 6, Weather: Fine, Rail Position: +3m 800-600; +
4m Remainder



Section	Overall	1200m	1000m	800m	600m	400m	200m						
Section Times	1:21.82 [4] (0:08.72)	1:13.10 [6] (0:11.43)	1:01.67 [6] (0:11.59)	0:50.08 [6] (0:12.20)	0:37.88 [7] (0:12.42)	0:25.46 [7] (0:12.71)	0:12.75 [7] (0:12.75)						
Average Speed [km/h]	41.3	63.1	63.0	59.8	58.7	57.1	56.3						
Top Speed [km/h]	63.1	64.7	64.3	61.3	60.0	57.7	56.9						
Avg. Dist. to Rail [m]	8.7	4.3	3.2	4.2	2.5	1.3	1.3						
Avg. Stride Freq. [Hz]	2.3	2.4	2.4	2.4	2.4	2.3	2.3						
Avg. Stride Length [m]	5.0	7.2	7.3	7.0	6.9	6.8	6.7						





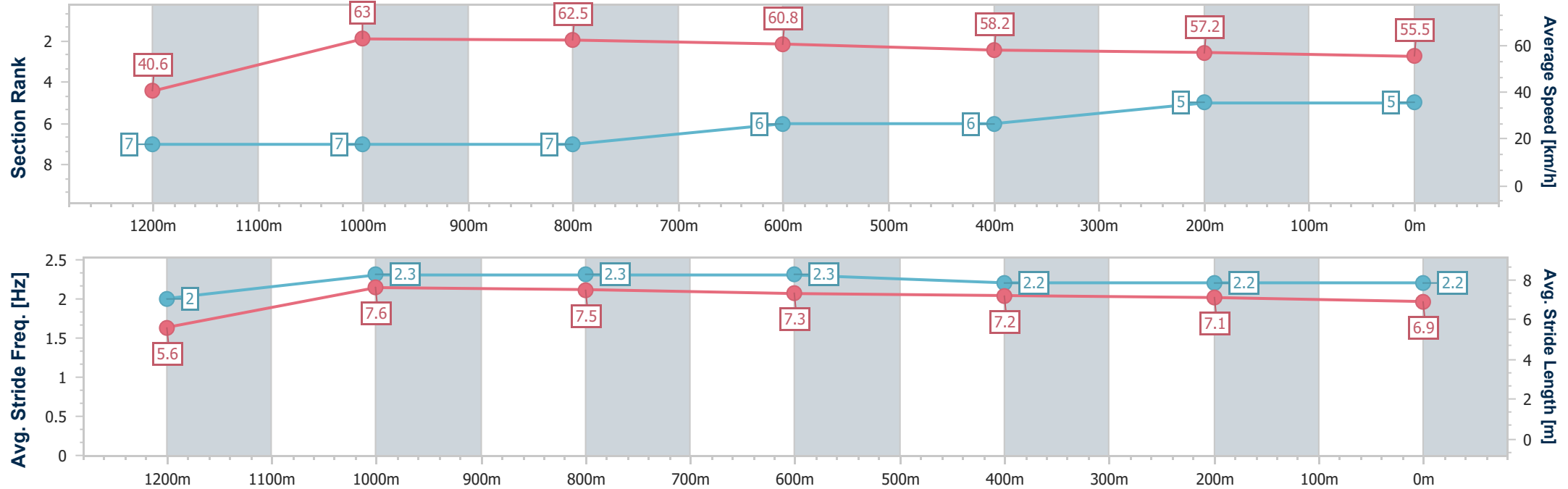
Horse/Jockey Name	Vancity
Final Rank	5
Fastest Section Time (Section)	0:08.86 (Overall)
Top Speed [km/h] (Section)	64.6 (1200m)
Race State	Finished



ToowoombaProfessional
Race 4: SOUTHERN CROSS SHEDS BENCHMARK 72 Handicap
- 1300m
28 July 2025 - 14:35
Track Rating: Soft 6, Weather: Fine, Rail Position: +3m 800-600; +
4m Remainder



Section	Overall	1200m	1000m	800m	600m	400m	200m						
Section Times	1:21.83 [5] (0:08.86)	1:12.97 [7] (0:11.45)	1:01.52 [7] (0:11.60)	0:49.92 [7] (0:11.96)	0:37.96 [6] (0:12.40)	0:25.56 [6] (0:12.62)	0:12.94 [5] (0:12.94)						
Average Speed [km/h]	40.6	63.0	62.5	60.8	58.2	57.2	55.5						
Top Speed [km/h]	60.1	64.6	63.1	62.6	60.0	58.5	57.3						
Avg. Dist. to Rail [m]	3.1	1.7	1.8	1.7	0.5	1.5	2.4						
Avg. Stride Freq. [Hz]	2.0	2.3	2.3	2.3	2.2	2.2	2.2						
Avg. Stride Length [m]	5.6	7.6	7.5	7.3	7.2	7.1	6.9						





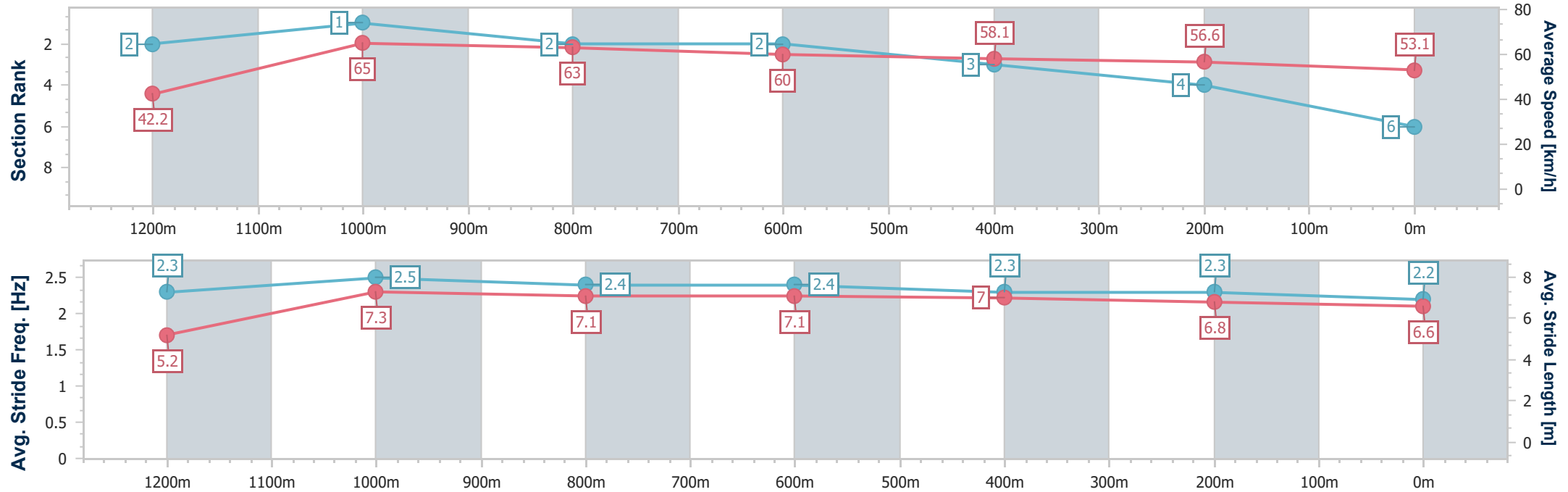
Horse/Jockey Name	Count The Coin
Final Rank	6
Fastest Section Time (Section)	0:08.50 (Overall)
Top Speed [km/h] (Section)	67.2 (1200m)
Race State	Finished



ToowoombaProfessional
Race 4: SOUTHERN CROSS SHEDS BENCHMARK 72 Handicap
- 1300m
28 July 2025 - 14:35
Track Rating: Soft 6, Weather: Fine, Rail Position: +3m 800-600; +
4m Remainder



Section	Overall	1200m	1000m	800m	600m	400m	200m						
Section Times	1:22.16 [6] (0:08.50)	1:13.66 [2] (0:11.13)	1:02.53 [1] (0:11.57)	0:50.96 [2] (0:12.16)	0:38.80 [2] (0:12.53)	0:26.27 [3] (0:12.69)	0:13.58 [4] (0:13.58)						
Average Speed [km/h]	42.2	65.0	63.0	60.0	58.1	56.6	53.1						
Top Speed [km/h]	61.6	67.2	64.2	62.3	59.4	58.0	55.1						
Avg. Dist. to Rail [m]	8.9	4.8	3.8	4.4	1.8	0.4	1.2						
Avg. Stride Freq. [Hz]	2.3	2.5	2.4	2.4	2.3	2.3	2.2						
Avg. Stride Length [m]	5.2	7.3	7.1	7.1	7.0	6.8	6.6						





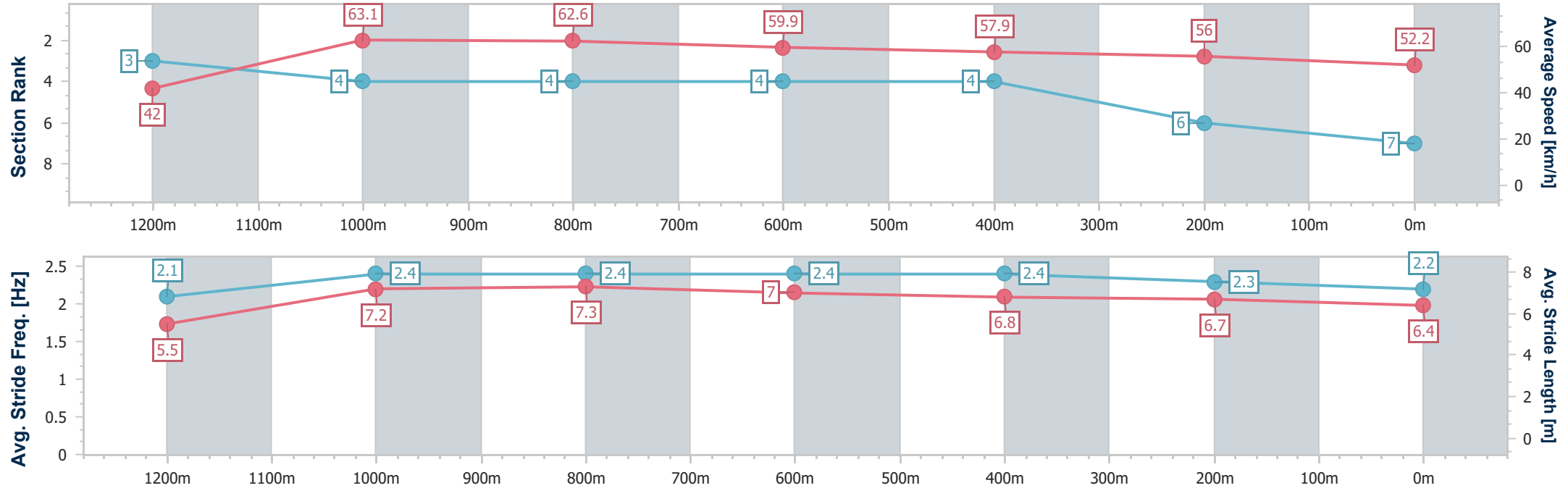
Horse/Jockey Name	Unleash
Final Rank	7
Fastest Section Time (Section)	0:08.55 (Overall)
Top Speed [km/h] (Section)	64.6 (1200m)
Race State	Finished



Toowoomba Professional
Race 4: SOUTHERN CROSS SHEDS BENCHMARK 72 Handicap
- 1300m
28 July 2025 - 14:35
Track Rating: Soft 6, Weather: Fine, Rail Position: +3m 800-600; +
4m Remainder



Section	Overall	1200m	1000m	800m	600m	400m	200m						
Section Times	1:22.66 [7] (0:08.55)	1:14.11 [3] (0:11.41)	1:02.70 [4] (0:11.58)	0:51.12 [4] (0:12.05)	0:39.07 [4] (0:12.45)	0:26.62 [4] (0:12.87)	0:13.75 [6] (0:13.75)						
Average Speed [km/h]	42.0	63.1	62.6	59.9	57.9	56.0	52.2						
Top Speed [km/h]	60.6	64.6	63.8	61.7	59.8	57.1	55.8						
Avg. Dist. to Rail [m]	3.4	1.0	1.4	1.7	0.5	0.4	0.6						
Avg. Stride Freq. [Hz]	2.1	2.4	2.4	2.4	2.4	2.3	2.2						
Avg. Stride Length [m]	5.5	7.2	7.3	7.0	6.8	6.7	6.4						





Toowoomba Professional

Race 5: EMPIRE OF JAPAN QTIS Three-Year-Old Maiden Plate - 1000m

28 July 2025 - 15:10



Track Rating: Soft 6, Weather: Fine, Rail Position: +3m 800-600; +4m Remainder

Section						Overall	800m	600m	400m	200m			Last 600m
Field Times						1:02.12 (0:14.27)	0:47.85 (0:11.16)	0:36.69 (0:11.74)	0:24.95 (0:12.15)	0:12.80 (0:12.80)			0:36.69
Rank	TAB	Horse/Jockey	Barrier	Top Speed [km/h]	Fastest Section						Margin		
1	12	SPIRIT SEEKER	3	67.9	0:11.16	1:02.12 [1]	0:47.85 [1]	0:36.69 [1]	0:24.95 [1]	0:12.80 [1]	1:02.12	0:36.69	
		Amy Graham		800m	800m	(0:14.27)	(0:11.16)	(0:11.74)	(0:12.15)	(0:12.80)			
2	5	REVANTAS	1	65.1	0:11.24	1:02.34 [2]	0:47.85 [5]	0:36.61 [4]	0:24.80 [4]	0:12.50 [4]	1.3L	0:36.61 -1	
		Karl Zechner		800m	800m	(0:14.49)	(0:11.24)	(0:11.81)	(0:12.30)	(0:12.50)			
3	10	LEUCAENA	4	67.6	0:11.30	1:02.60 [3]	0:48.29 [2]	0:36.99 [3]	0:25.22 [3]	0:13.04 [2]	2.8L	0:36.99 +1	
		Scott Sheargold		800m	800m	(0:14.31)	(0:11.30)	(0:11.77)	(0:12.18)	(0:13.04)			
4	3	KOOL BRUCE	5	67.1	0:11.25	1:02.76 [4]	0:47.91 [6]	0:36.66 [6]	0:24.90 [6]	0:12.58 [5]	3.6L	0:36.66 +1	
		Kenji Yoshida		800m	800m	(0:14.85)	(0:11.25)	(0:11.76)	(0:12.32)	(0:12.58)			
5	13	DECORATIVE	6	67.2	0:11.17	1:03.27 [5]	0:48.94 [3]	0:37.77 [2]	0:25.94 [2]	0:13.51 [3]	6.6L	0:37.77 +4	
		Bailey Wheeler		800m	800m	(0:14.33)	(0:11.17)	(0:11.83)	(0:12.43)	(0:13.51)			
6	6	BALERION DRIVE	7	65.7	0:11.38	1:03.91 [6]	0:49.51 [4]	0:38.13 [5]	0:26.21 [5]	0:13.67 [6]	10.4L	0:38.13 +6	
		Les Tilley		Overall	800m	(0:14.40)	(0:11.38)	(0:11.92)	(0:12.54)	(0:13.67)			
7	9	I'MA CHARMER	2	63.3	0:11.71	1:04.07 [7]	0:49.18 [7]	0:37.47 [7]	0:25.40 [7]	0:12.97 [7]	11.2L	0:37.47 +1	
		Nozi Tomizawa		Overall	800m	(0:14.89)	(0:11.71)	(0:12.07)	(0:12.43)	(0:12.97)			

Scratched: Betta Than Presley (#1), She's Got Grace (#14), Kingsland (#2), Jelaila (#17), Dotti Biskit (#8), Rare Moon (#11), Cravings (#7), The Publican (#15), Love To Be Proud (#4), Keiko Say (#16)



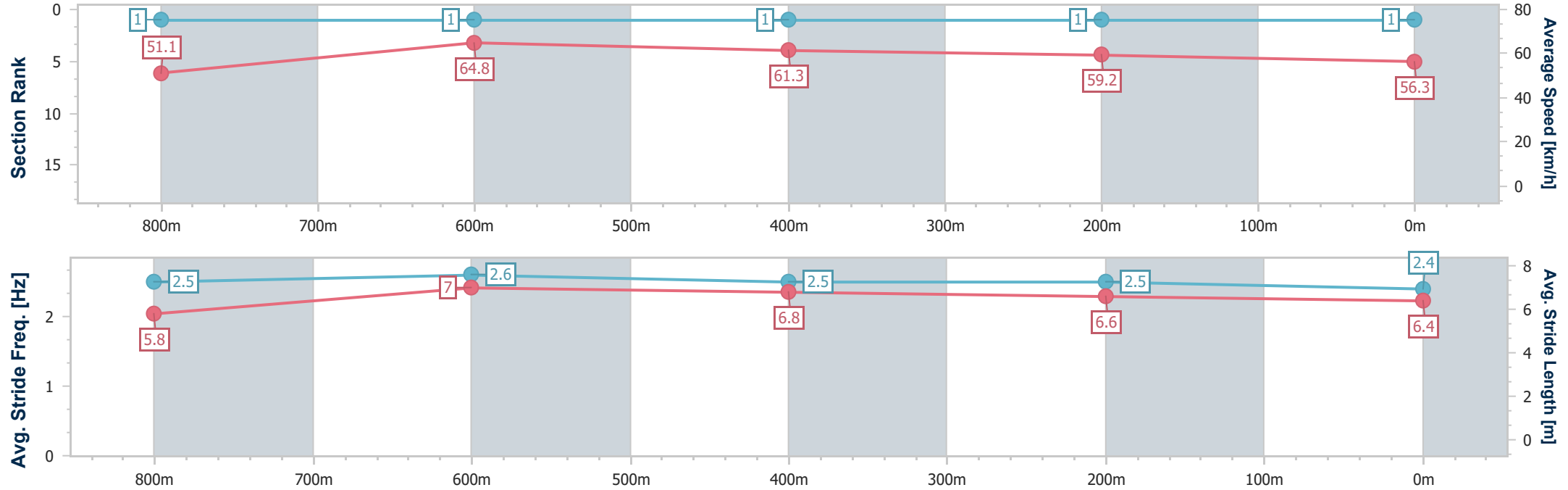
Horse/Jockey Name	Spirit Seeker
Final Rank	1
Fastest Section Time (Section)	0:11.16 (800m)
Top Speed [km/h] (Section)	67.9 (800m)
Race State	Finished



ToowoombaProfessional
Race 5: EMPIRE OF JAPAN QTIS Three-Year-Old Maiden Plate - 1000m
28 July 2025 - 15:10
Track Rating: Soft 6, Weather: Fine, Rail Position: +3m 800-600; +4m Remainder



Section	Overall	800m	600m	400m	200m										
Section Times	1:02.12 [1] (0:14.27)	0:47.85 [1] (0:11.16)	0:36.69 [1] (0:11.74)	0:24.95 [1] (0:12.15)	0:12.80 [1] (0:12.80)										
Average Speed [km/h]	51.1	64.8	61.3	59.2	56.3										
Top Speed [km/h]	66.6	67.9	63.3	60.3	58.7										
Avg. Dist. to Rail [m]	4.8	1.5	0.3	0.1	1.3										
Avg. Stride Freq. [Hz]	2.5	2.6	2.5	2.5	2.4										
Avg. Stride Length [m]	5.8	7.0	6.8	6.6	6.4										





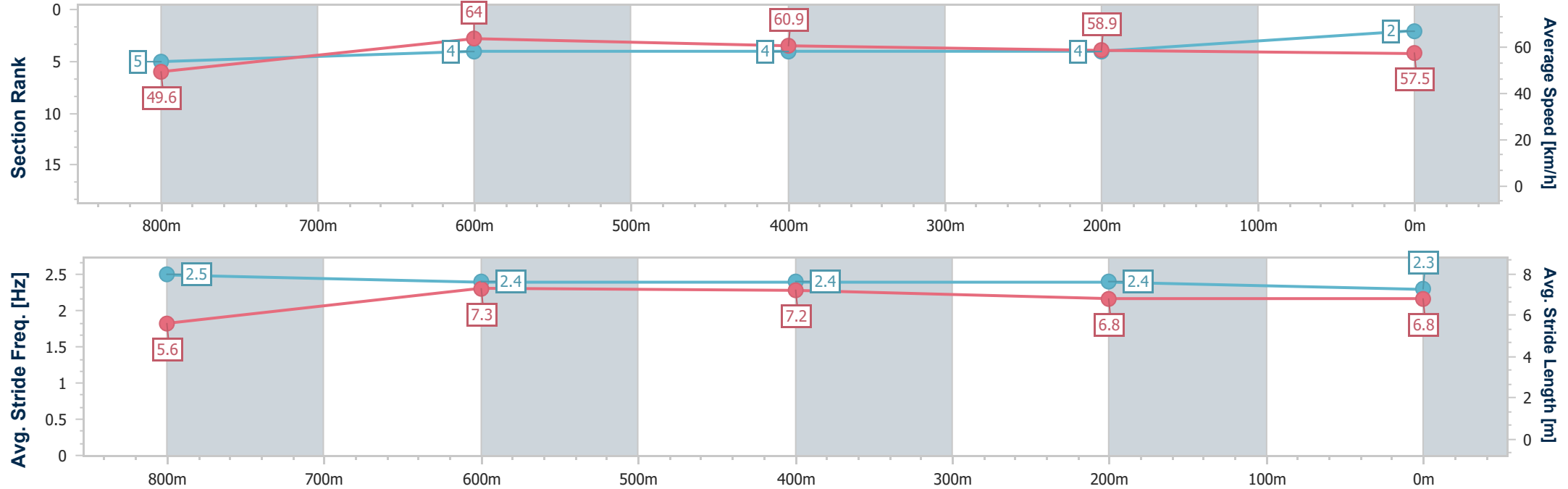
Horse/Jockey Name	Revantas
Final Rank	2
Fastest Section Time (Section)	0:11.24 (800m)
Top Speed [km/h] (Section)	65.1 (800m)
Race State	Finished



ToowoombaProfessional
Race 5: EMPIRE OF JAPAN QTIS Three-Year-Old Maiden Plate - 1000m
28 July 2025 - 15:10
Track Rating: Soft 6, Weather: Fine, Rail Position: +3m 800-600; +4m Remainder



Section	Overall	800m	600m	400m	200m										
Section Times	1:02.34 [2] (0:14.49)	0:47.85 [5] (0:11.24)	0:36.61 [4] (0:11.81)	0:24.80 [4] (0:12.30)	0:12.50 [4] (0:12.50)										
Average Speed [km/h]	49.6	64.0	60.9	58.9	57.5										
Top Speed [km/h]	65.0	65.1	62.3	61.2	59.2										
Avg. Dist. to Rail [m]	2.3	0.5	0.8	2.2	1.5										
Avg. Stride Freq. [Hz]	2.5	2.4	2.4	2.4	2.3										
Avg. Stride Length [m]	5.6	7.3	7.2	6.8	6.8										





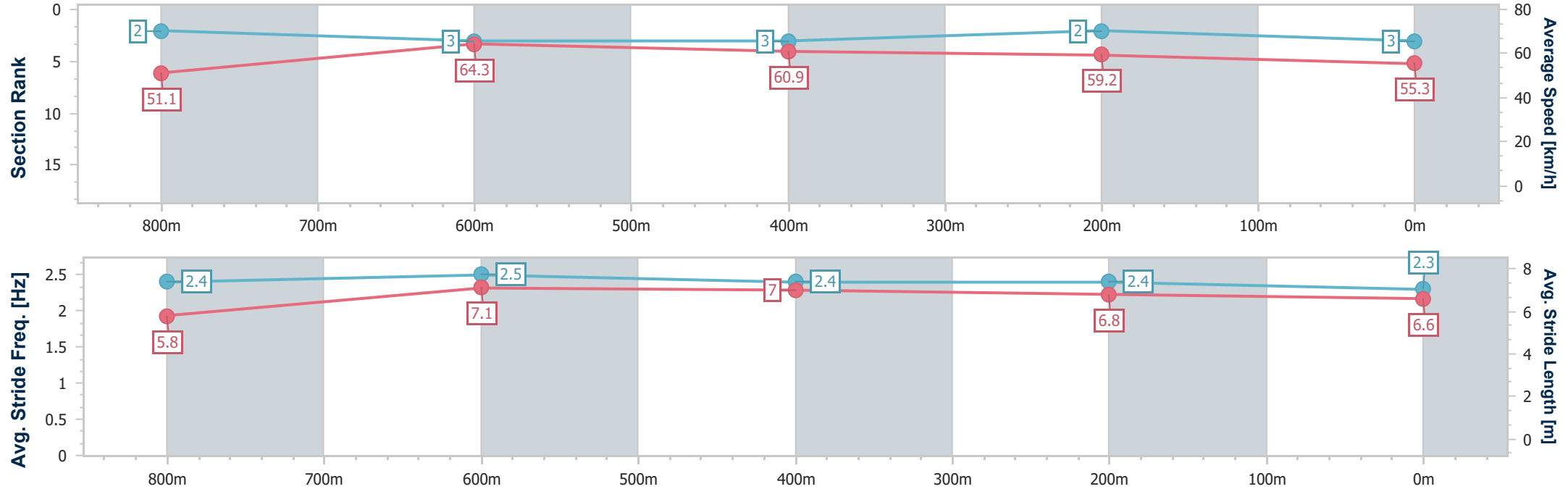
Horse/Jockey Name	Leucaena
Final Rank	3
Fastest Section Time (Section)	0:11.30 (800m)
Top Speed [km/h] (Section)	67.6 (800m)
Race State	Finished



ToowoombaProfessional
Race 5: EMPIRE OF JAPAN QTIS Three-Year-Old Maiden Plate - 1000m
28 July 2025 - 15:10
Track Rating: Soft 6, Weather: Fine, Rail Position: +3m 800-600; +4m Remainder



Section	Overall	800m	600m	400m	200m										
Section Times	1:02.60 [3] (0:14.31)	0:48.29 [2] (0:11.30)	0:36.99 [3] (0:11.77)	0:25.22 [3] (0:12.18)	0:13.04 [2] (0:13.04)										
Average Speed [km/h]	51.1	64.3	60.9	59.2	55.3										
Top Speed [km/h]	67.1	67.6	62.9	60.6	57.0										
Avg. Dist. to Rail [m]	6.0	2.6	0.7	0.3	0.4										
Avg. Stride Freq. [Hz]	2.4	2.5	2.4	2.4	2.3										
Avg. Stride Length [m]	5.8	7.1	7.0	6.8	6.6										





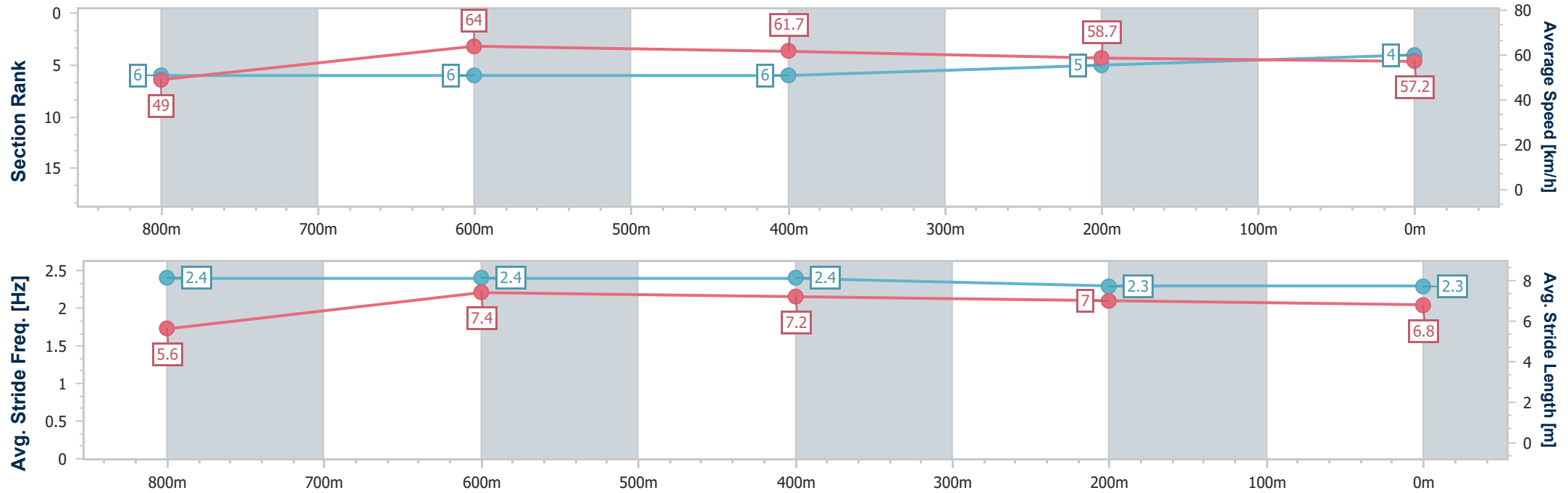
Horse/Jockey Name	Kool Bruce
Final Rank	4
Fastest Section Time (Section)	0:11.25 (800m)
Top Speed [km/h] (Section)	67.1 (800m)
Race State	Finished



ToowoombaProfessional
Race 5: EMPIRE OF JAPAN QTIS Three-Year-Old Maiden Plate - 1000m
28 July 2025 - 15:10
Track Rating: Soft 6, Weather: Fine, Rail Position: +3m 800-600; +4m Remainder



Section	Overall	800m	600m	400m	200m										
Section Times	1:02.76 [4] (0:14.85)	0:47.91 [6] (0:11.25)	0:36.66 [6] (0:11.76)	0:24.90 [6] (0:12.32)	0:12.58 [5] (0:12.58)										
Average Speed [km/h]	49.0	64.0	61.7	58.7	57.2										
Top Speed [km/h]	66.9	67.1	63.9	59.5	58.4										
Avg. Dist. to Rail [m]	5.3	0.7	1.2	1.6	3.0										
Avg. Stride Freq. [Hz]	2.4	2.4	2.4	2.3	2.3										
Avg. Stride Length [m]	5.6	7.4	7.2	7.0	6.8										





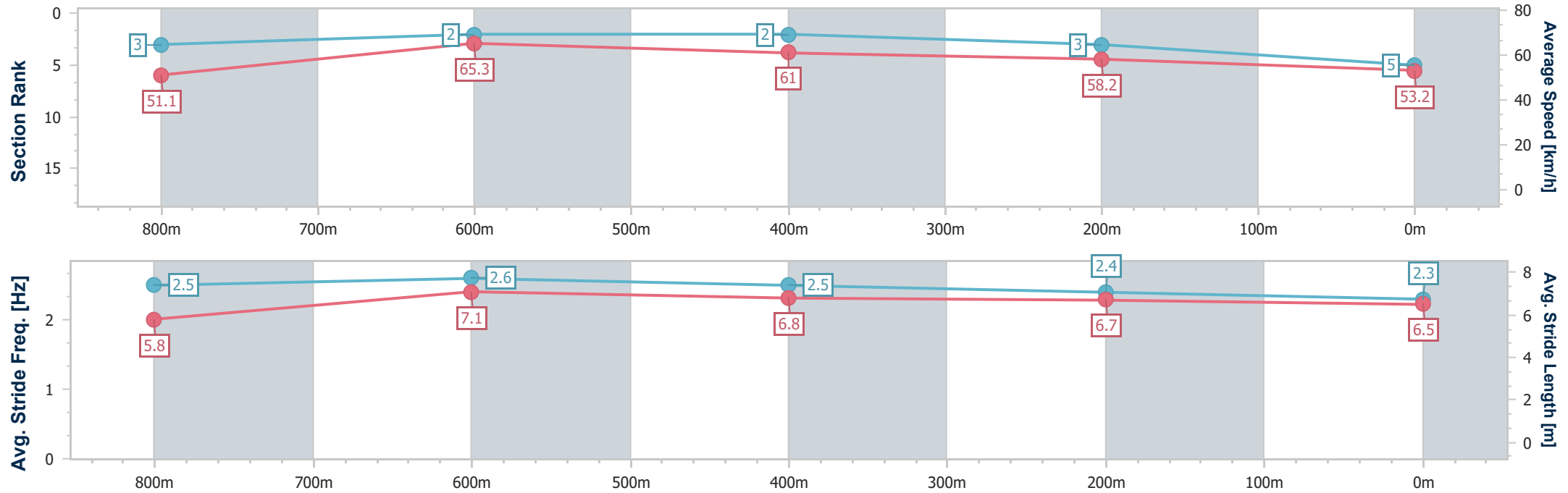
Horse/Jockey Name	Decorative
Final Rank	5
Fastest Section Time (Section)	0:11.17 (800m)
Top Speed [km/h] (Section)	67.2 (800m)
Race State	Finished



ToowoombaProfessional
Race 5: EMPIRE OF JAPAN QTIS Three-Year-Old Maiden Plate - 1000m
28 July 2025 - 15:10
Track Rating: Soft 6, Weather: Fine, Rail Position: +3m 800-600; +4m Remainder



Section	Overall	800m	600m	400m	200m										
Section Times	1:03.27 [5] (0:14.33)	0:48.94 [3] (0:11.17)	0:37.77 [2] (0:11.83)	0:25.94 [2] (0:12.43)	0:13.51 [3] (0:13.51)										
Average Speed [km/h]	51.1	65.3	61.0	58.2	53.2										
Top Speed [km/h]	67.0	67.2	63.2	60.1	56.3										
Avg. Dist. to Rail [m]	7.7	3.0	0.5	1.3	0.8										
Avg. Stride Freq. [Hz]	2.5	2.6	2.5	2.4	2.3										
Avg. Stride Length [m]	5.8	7.1	6.8	6.7	6.5										





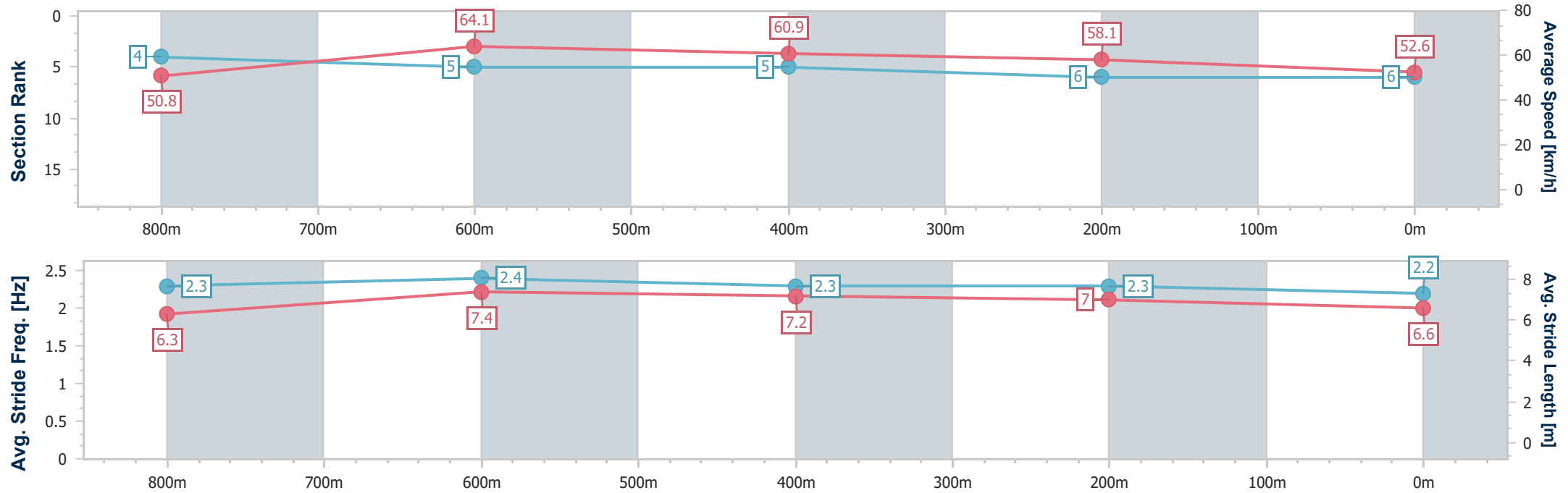
Horse/Jockey Name	Balerion Drive
Final Rank	6
Fastest Section Time (Section)	0:11.38 (800m)
Top Speed [km/h] (Section)	65.7 (Overall)
Race State	Finished



ToowoombaProfessional
Race 5: EMPIRE OF JAPAN QTIS Three-Year-Old Maiden Plate - 1000m
28 July 2025 - 15:10
Track Rating: Soft 6, Weather: Fine, Rail Position: +3m 800-600; +4m Remainder



Section	Overall	800m	600m	400m	200m									
Section Times	1:03.91 [6] (0:14.40)	0:49.51 [4] (0:11.38)	0:38.13 [5] (0:11.92)	0:26.21 [5] (0:12.54)	0:13.67 [6] (0:13.67)									
Average Speed [km/h]	50.8	64.1	60.9	58.1	52.6									
Top Speed [km/h]	65.7	64.7	63.5	59.8	55.5									
Avg. Dist. to Rail [m]	7.3	3.5	1.6	2.7	1.6									
Avg. Stride Freq. [Hz]	2.3	2.4	2.3	2.3	2.2									
Avg. Stride Length [m]	6.3	7.4	7.2	7.0	6.6									





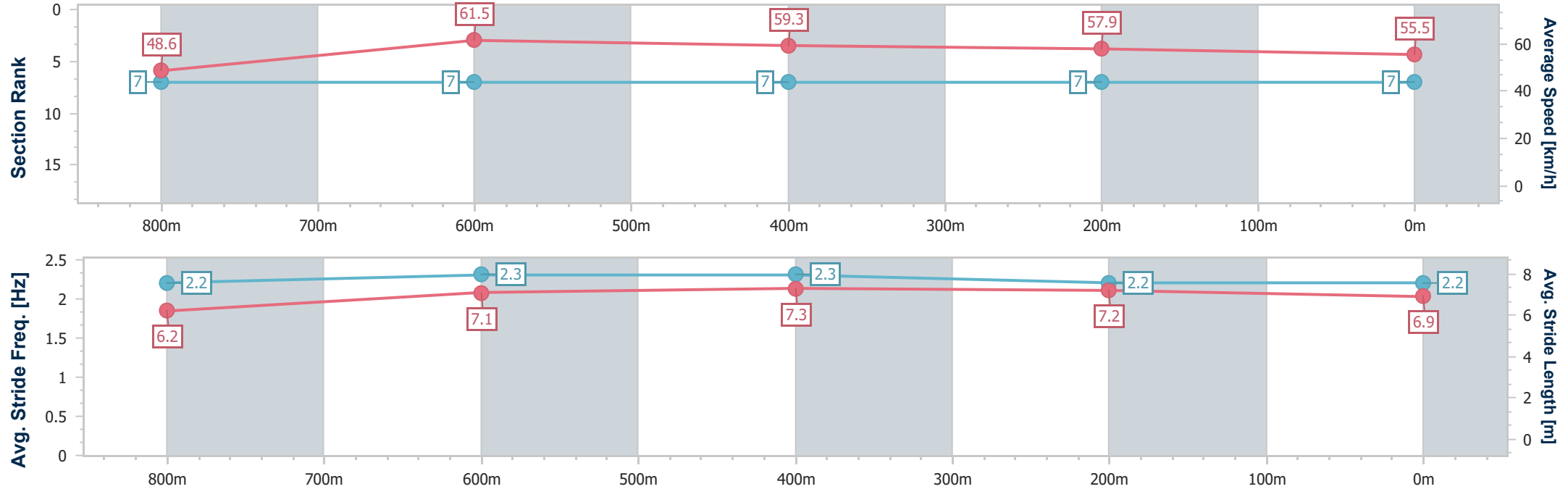
Horse/Jockey Name	I'ma Charmer
Final Rank	7
Fastest Section Time (Section)	0:11.71 (800m)
Top Speed [km/h] (Section)	63.3 (Overall)
Race State	Finished



ToowoombaProfessional
Race 5: EMPIRE OF JAPAN QTIS Three-Year-Old Maiden Plate - 1000m
28 July 2025 - 15:10
Track Rating: Soft 6, Weather: Fine, Rail Position: +3m 800-600; +4m Remainder



Section	Overall	800m	600m	400m	200m										
Section Times	1:04.07 [7] (0:14.89)	0:49.18 [7] (0:11.71)	0:37.47 [7] (0:12.07)	0:25.40 [7] (0:12.43)	0:12.97 [7] (0:12.97)										
Average Speed [km/h]	48.6	61.5	59.3	57.9	55.5										
Top Speed [km/h]	63.3	62.9	60.3	58.6	57.5										
Avg. Dist. to Rail [m]	3.9	0.5	1.1	0.2	0.7										
Avg. Stride Freq. [Hz]	2.2	2.3	2.3	2.2	2.2										
Avg. Stride Length [m]	6.2	7.1	7.3	7.2	6.9										





Toowoomba Professional
Race 6: TAB BETS FRIENDS Maiden Plate - 1050m
28 July 2025 - 15:46



Track Rating: Soft 6, Weather: Fine, Rail Position: +3m 800-600; +4m Remainder

Section		Overall				1000m	800m	600m	400m	200m	Last 600m		
Field Times		1:05.42				1:00.20	0:48.92	0:37.61	0:25.69	0:13.15	0:37.61		
		(0:05.22)				(0:11.28)	(0:11.31)	(0:11.92)	(0:12.54)	(0:13.15)			
Rank	TAB	Horse/Jockey	Barrier	Top Speed [km/h]	Fastest Section						Margin	Distance Travelled [m]	
1	12	WISE CHOICE	2	68.0	0:05.41	1:05.42 [1]	1:00.01 [7]	0:48.92 [1]	0:37.53 [2]	0:25.56 [2]	0:13.15 [1]	1:05.42	0:37.53
		Chloe Lowe		1000m	Overall	(0:05.41)	(0:11.09)	(0:11.39)	(0:11.97)	(0:12.41)	(0:13.15)		
2	2	HE DA BOSS	1	66.7	0:05.37	1:06.01 [2]	1:00.64 [6]	0:49.44 [2]	0:38.20 [1]	0:26.28 [1]	0:13.67 [2]	3.3L	0:38.20 -2
		Shania Willis		1000m	Overall	(0:05.37)	(0:11.20)	(0:11.24)	(0:11.92)	(0:12.61)	(0:13.67)		
3	8	POWERFUL WARRIOR	8	67.6	0:05.36	1:06.11 [3]	1:00.75 [5]	0:49.15 [6]	0:37.72 [8]	0:25.81 [5]	0:13.15 [5]	3.8L	0:37.72 +2
		Paul Hamblin		1000m	Overall	(0:05.36)	(0:11.60)	(0:11.43)	(0:11.91)	(0:12.66)	(0:13.15)		
4	11	RARE MOON	6	65.5	0:05.31	1:06.39 [4]	1:01.08 [3]	0:49.42 [7]	0:38.04 [7]	0:26.06 [6]	0:13.49 [4]	5.3L	0:38.04 +6
		Nozi Tomizawa		800m	Overall	(0:05.31)	(0:11.66)	(0:11.38)	(0:11.98)	(0:12.57)	(0:13.49)		
5	9	TOSMIAN	5	67.1	0:05.31	1:06.87 [5]	1:01.56 [2]	0:50.18 [3]	0:38.82 [4]	0:26.72 [4]	0:13.72 [6]	8.1L	0:38.82 +6
		Damien Thornton		1000m	Overall	(0:05.31)	(0:11.38)	(0:11.36)	(0:12.10)	(0:13.00)	(0:13.72)		
6	1	CORVALIST	4	67.1	0:05.22	1:06.87 [6]	1:01.65 [1]	0:50.17 [4]	0:38.85 [3]	0:26.84 [3]	0:14.05 [3]	8.2L	0:38.85 +0
		Bailey Wheeler		1000m	Overall	(0:05.22)	(0:11.48)	(0:11.32)	(0:12.01)	(0:12.79)	(0:14.05)		
7	5	RED TOFFEE	10	67.2	0:05.33	1:06.97 [7]	1:01.64 [4]	0:49.97 [8]	0:38.79 [5]	0:26.62 [7]	0:13.60 [7]	8.7L	0:38.79 +6
		Stacey Callow		800m	Overall	(0:05.33)	(0:11.67)	(0:11.18)	(0:12.17)	(0:13.02)	(0:13.60)		
8	14	O'REILLY'S SHOUT	9	65.7	0:05.43	1:07.08 [8]	1:01.65 [8]	0:49.81 [9]	0:38.32 [10]	0:26.17 [10]	0:13.31 [10]	9.2L	0:38.32 +2
		Chelsea Baker		1000m	Overall	(0:05.43)	(0:11.84)	(0:11.49)	(0:12.15)	(0:12.86)	(0:13.31)		
9	13	SHE'S GOT GRACE	3	66.6	0:05.58	1:07.11 [9]	1:01.53 [9]	0:50.26 [5]	0:38.90 [6]	0:26.71 [8]	0:13.63 [9]	9.4L	0:38.90 -2
		Les Tilley		1000m	Overall	(0:05.58)	(0:11.27)	(0:11.36)	(0:12.19)	(0:13.08)	(0:13.63)		
10	15	KWINTERNA	7	68.1	0:05.84	1:07.61 [10]	1:01.77 [10]	0:50.25 [10]	0:39.03 [9]	0:26.88 [9]	0:14.20 [8]	12.2L	0:39.03 +6
		Hannah Richardson		800m	Overall	(0:05.84)	(0:11.52)	(0:11.22)	(0:12.15)	(0:12.68)	(0:14.20)		

Scratched: Mr Hanky Panky (#4), Kool Bruce (#7), Decorative (#10), Kingsland (#6), Hills Of Minto (#3)

Report Created: Mon 28 July 2025 16:05 GMT+10 (Note: Timing is based on position data)

Page 1/11

[] Ranking at each section and finish
-:-:- No data available at this section
NA No data available

SCN Saddle cloth number
DNF Did not finish
DNT Did not track

data processed by TRIPLESDATA



Horse/Jockey Name	Wise Choice
Final Rank	1
Fastest Section Time (Section)	0:05.41 (Overall)
Top Speed [km/h] (Section)	68.0 (1000m)
Race State	Finished

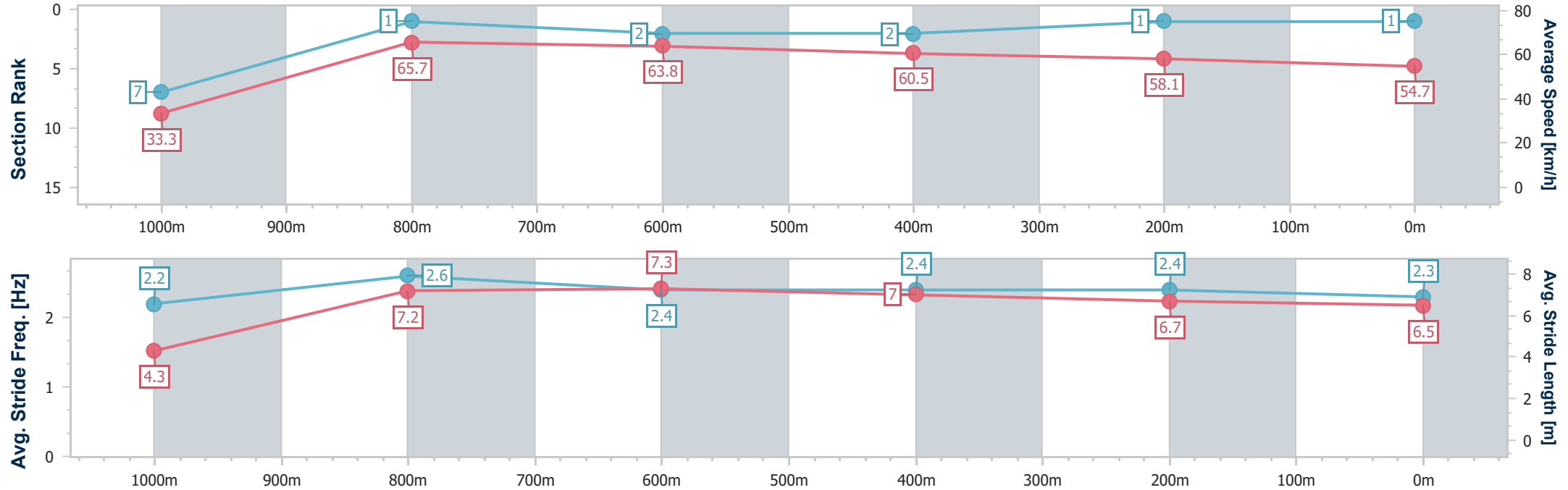


ToowoombaProfessional
Race 6: TAB BETS FRIENDS Maiden Plate - 1050m



28 July 2025 - 15:46
Track Rating: Soft 6, Weather: Fine, Rail Position: +3m 800-600; +4m Remainder

Section	Overall	1000m	800m	600m	400m	200m							
Section Times	1:05.42 [1] (0:05.41)	1:00.01 [7] (0:11.09)	0:48.92 [1] (0:11.39)	0:37.53 [2] (0:11.97)	0:25.56 [2] (0:12.41)	0:13.15 [1] (0:13.15)							
Average Speed [km/h]	33.3	65.7	63.8	60.5	58.1	54.7							
Top Speed [km/h]	58.4	68.0	66.2	61.9	60.5	57.6							
Avg. Dist. to Rail [m]	16.7	4.3	2.7	1.6	0.7	0.7							
Avg. Stride Freq. [Hz]	2.2	2.6	2.4	2.4	2.4	2.3							
Avg. Stride Length [m]	4.3	7.2	7.3	7.0	6.7	6.5							



[] Ranking at each section and finish
- - - - No data available at this section
NA No data available



Horse/Jockey Name	He Da Boss
Final Rank	2
Fastest Section Time (Section)	0:05.37 (Overall)
Top Speed [km/h] (Section)	66.7 (1000m)
Race State	Finished

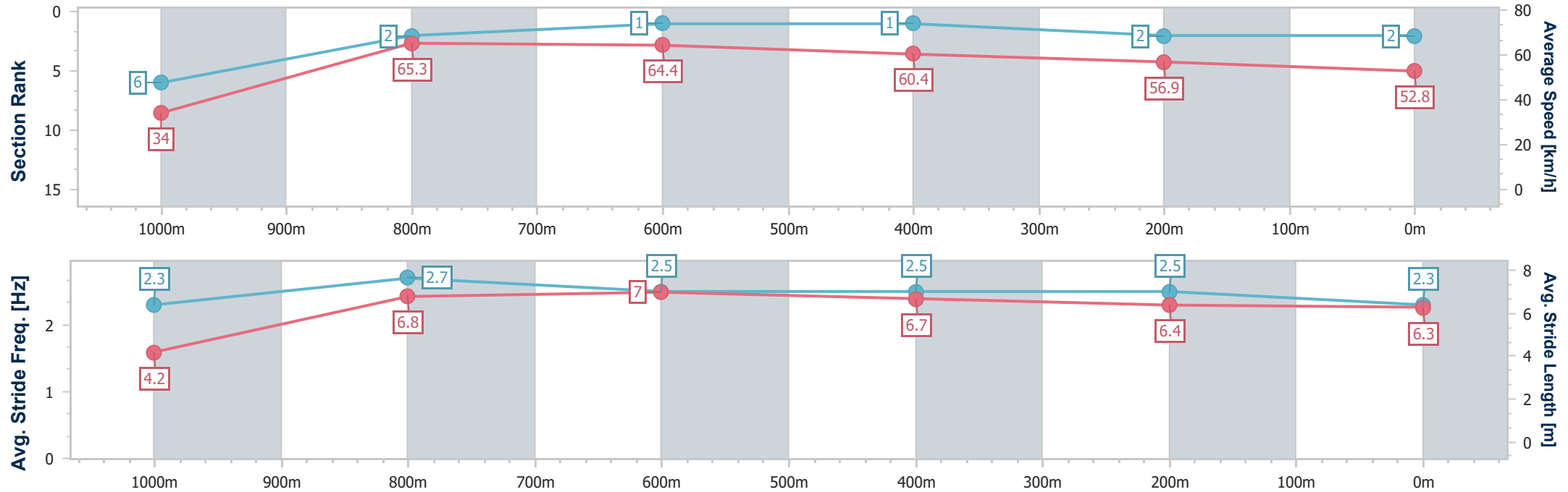


ToowoombaProfessional
Race 6: TAB BETS FRIENDS Maiden Plate - 1050m



28 July 2025 - 15:46
Track Rating: Soft 6, Weather: Fine, Rail Position: +3m 800-600; +4m Remainder

Section	Overall	1000m	800m	600m	400m	200m								
Section Times	1:06.01 [2] (0:05.37)	1:00.64 [6] (0:11.20)	0:49.44 [2] (0:11.24)	0:38.20 [1] (0:11.92)	0:26.28 [1] (0:12.61)	0:13.67 [2] (0:13.67)								
Average Speed [km/h]	34.0	65.3	64.4	60.4	56.9	52.8								
Top Speed [km/h]	58.1	66.7	66.2	62.5	58.7	55.1								
Avg. Dist. to Rail [m]	18.0	5.6	1.4	0.5	0.9	1.6								
Avg. Stride Freq. [Hz]	2.3	2.7	2.5	2.5	2.5	2.3								
Avg. Stride Length [m]	4.2	6.8	7.0	6.7	6.4	6.3								





Horse/Jockey Name	Powerful Warrior
Final Rank	3
Fastest Section Time (Section)	0:05.36 (Overall)
Top Speed [km/h] (Section)	67.6 (1000m)
Race State	Finished

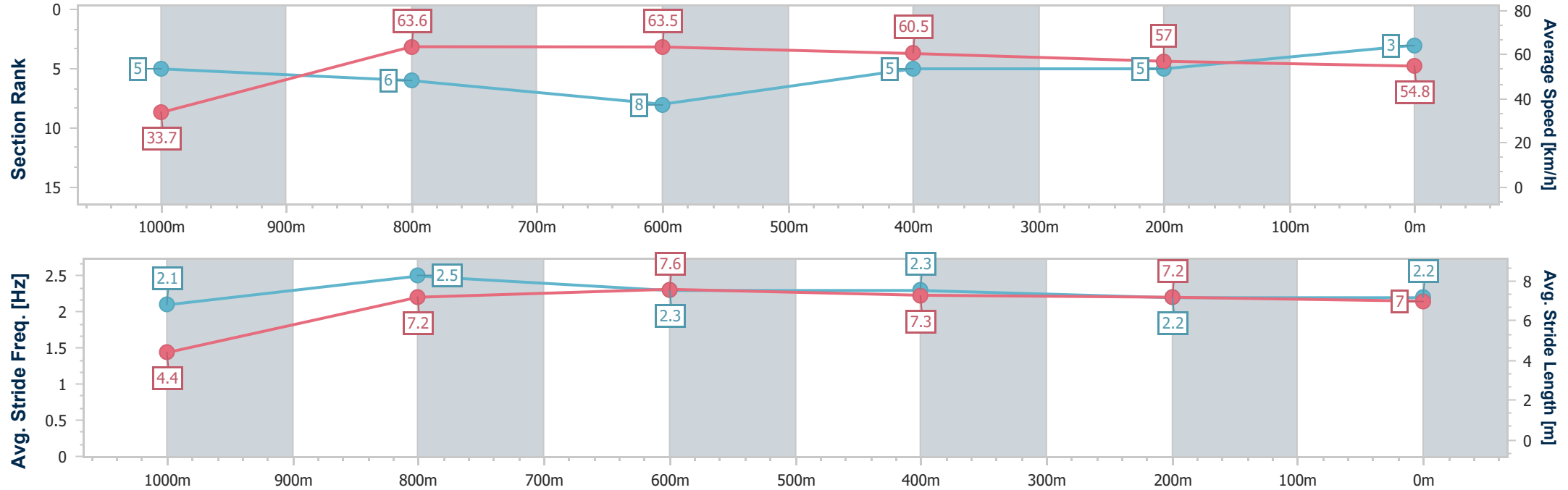


ToowoombaProfessional
Race 6: TAB BETS FRIENDS Maiden Plate - 1050m



28 July 2025 - 15:46
Track Rating: Soft 6, Weather: Fine, Rail Position: +3m 800-600; +4m Remainder

Section	Overall	1000m	800m	600m	400m	200m								
Section Times	1:06.11 [3] (0:05.36)	1:00.75 [5] (0:11.60)	0:49.15 [6] (0:11.43)	0:37.72 [8] (0:11.91)	0:25.81 [5] (0:12.66)	0:13.15 [5] (0:13.15)								
Average Speed [km/h]	33.7	63.6	63.5	60.5	57.0	54.8								
Top Speed [km/h]	55.1	67.6	67.4	62.9	58.9	56.8								
Avg. Dist. to Rail [m]	21.8	7.7	2.1	0.9	0.4	0.5								
Avg. Stride Freq. [Hz]	2.1	2.5	2.3	2.3	2.2	2.2								
Avg. Stride Length [m]	4.4	7.2	7.6	7.3	7.2	7.0								





Horse/Jockey Name	Rare Moon
Final Rank	4
Fastest Section Time (Section)	0:05.31 (Overall)
Top Speed [km/h] (Section)	65.5 (800m)
Race State	Finished

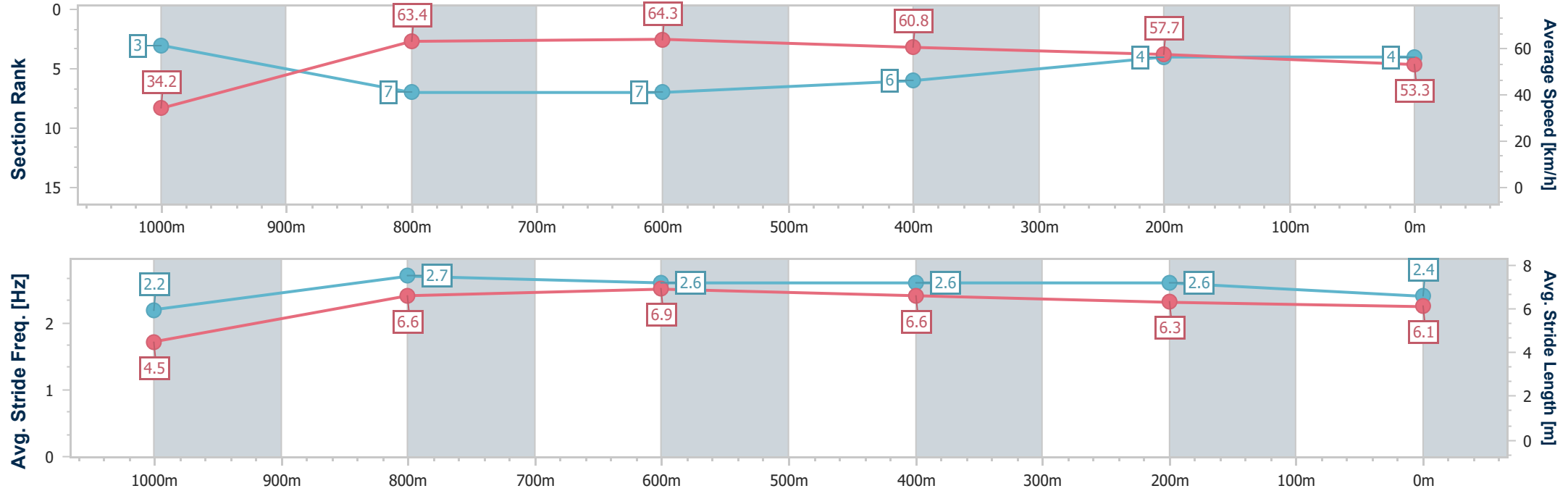


ToowoombaProfessional
Race 6: TAB BETS FRIENDS Maiden Plate - 1050m



28 July 2025 - 15:46
Track Rating: Soft 6, Weather: Fine, Rail Position: +3m 800-600; +4m Remainder

Section	Overall	1000m	800m	600m	400m	200m								
Section Times	1:06.39 [4] (0:05.31)	1:01.08 [3] (0:11.66)	0:49.42 [7] (0:11.38)	0:38.04 [7] (0:11.98)	0:26.06 [6] (0:12.57)	0:13.49 [4] (0:13.49)								
Average Speed [km/h]	34.2	63.4	64.3	60.8	57.7	53.3								
Top Speed [km/h]	56.6	65.4	65.5	62.6	59.1	55.0								
Avg. Dist. to Rail [m]	20.1	8.8	4.0	2.5	2.8	2.4								
Avg. Stride Freq. [Hz]	2.2	2.7	2.6	2.6	2.6	2.4								
Avg. Stride Length [m]	4.5	6.6	6.9	6.6	6.3	6.1								





Horse/Jockey Name	Tosmian
Final Rank	5
Fastest Section Time (Section)	0:05.31 (Overall)
Top Speed [km/h] (Section)	67.1 (1000m)
Race State	Finished

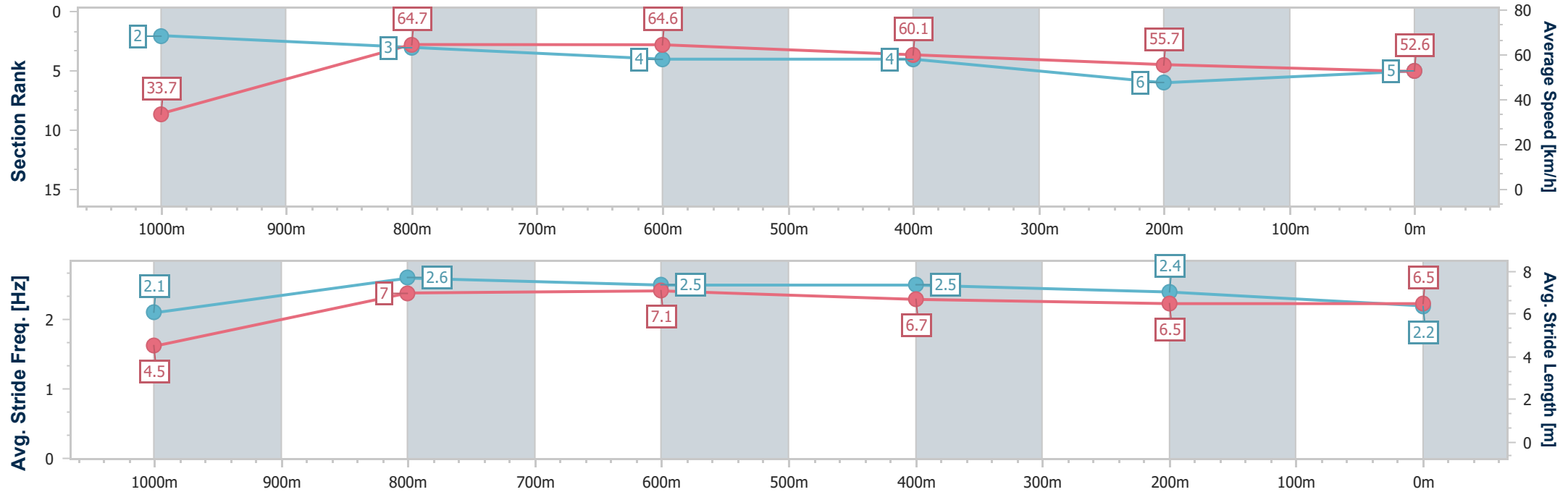


ToowoombaProfessional
Race 6: TAB BETS FRIENDS Maiden Plate - 1050m



28 July 2025 - 15:46
Track Rating: Soft 6, Weather: Fine, Rail Position: +3m 800-600; +
4m Remainder

Section	Overall	1000m	800m	600m	400m	200m							
Section Times	1:06.87 [5] (0:05.31)	1:01.56 [2] (0:11.38)	0:50.18 [3] (0:11.36)	0:38.82 [4] (0:12.10)	0:26.72 [4] (0:13.00)	0:13.72 [6] (0:13.72)							
Average Speed [km/h]	33.7	64.7	64.6	60.1	55.7	52.6							
Top Speed [km/h]	57.4	67.1	66.2	62.7	57.8	54.0							
Avg. Dist. to Rail [m]	22.1	7.8	4.2	2.5	1.8	1.7							
Avg. Stride Freq. [Hz]	2.1	2.6	2.5	2.5	2.4	2.2							
Avg. Stride Length [m]	4.5	7.0	7.1	6.7	6.5	6.5							



- [] Ranking at each section and finish
- .-.- No data available at this section
- NA No data available



Horse/Jockey Name	Corvalist
Final Rank	6
Fastest Section Time (Section)	0:05.22 (Overall)
Top Speed [km/h] (Section)	67.1 (1000m)
Race State	Finished

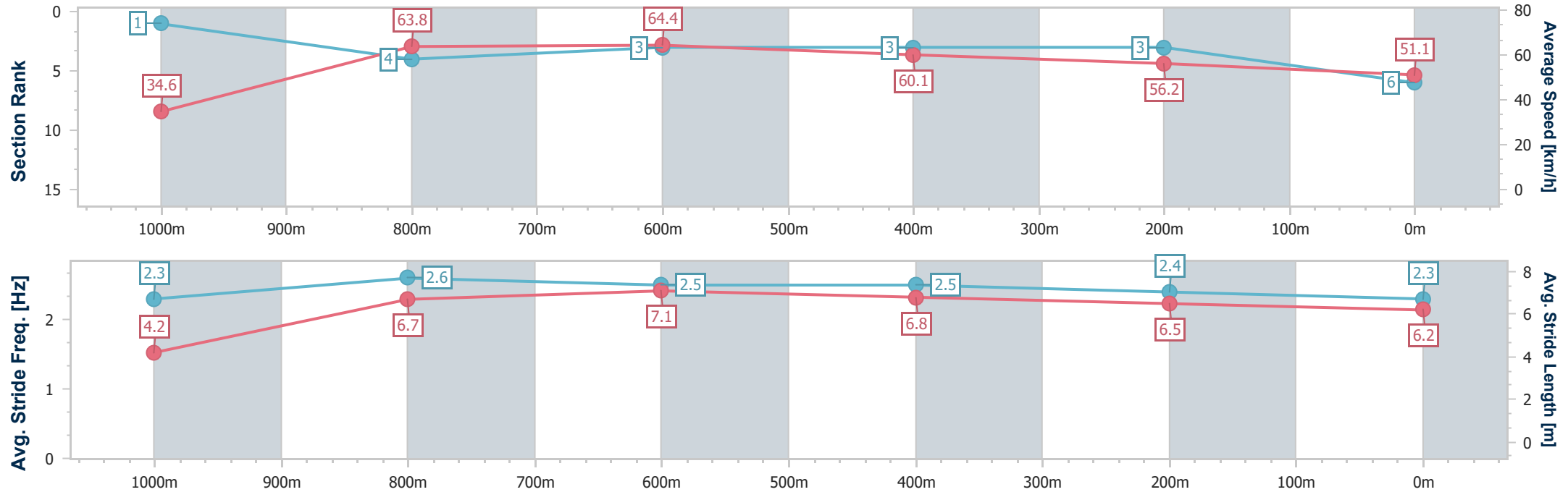


ToowoombaProfessional
Race 6: TAB BETS FRIENDS Maiden Plate - 1050m



28 July 2025 - 15:46
Track Rating: Soft 6, Weather: Fine, Rail Position: +3m 800-600; +4m Remainder

Section	Overall	1000m	800m	600m	400m	200m							
Section Times	1:06.87 [6] (0:05.22)	1:01.65 [1] (0:11.48)	0:50.17 [4] (0:11.32)	0:38.85 [3] (0:12.01)	0:26.84 [3] (0:12.79)	0:14.05 [3] (0:14.05)							
Average Speed [km/h]	34.6	63.8	64.4	60.1	56.2	51.1							
Top Speed [km/h]	54.4	67.1	65.5	62.5	58.5	54.8							
Avg. Dist. to Rail [m]	19.2	6.1	2.8	1.3	0.4	1.5							
Avg. Stride Freq. [Hz]	2.3	2.6	2.5	2.5	2.4	2.3							
Avg. Stride Length [m]	4.2	6.7	7.1	6.8	6.5	6.2							



[] Ranking at each section and finish
- - - - No data available at this section
NA No data available



Horse/Jockey Name	Red Toffee
Final Rank	7
Fastest Section Time (Section)	0:05.33 (Overall)
Top Speed [km/h] (Section)	67.2 (800m)
Race State	Finished

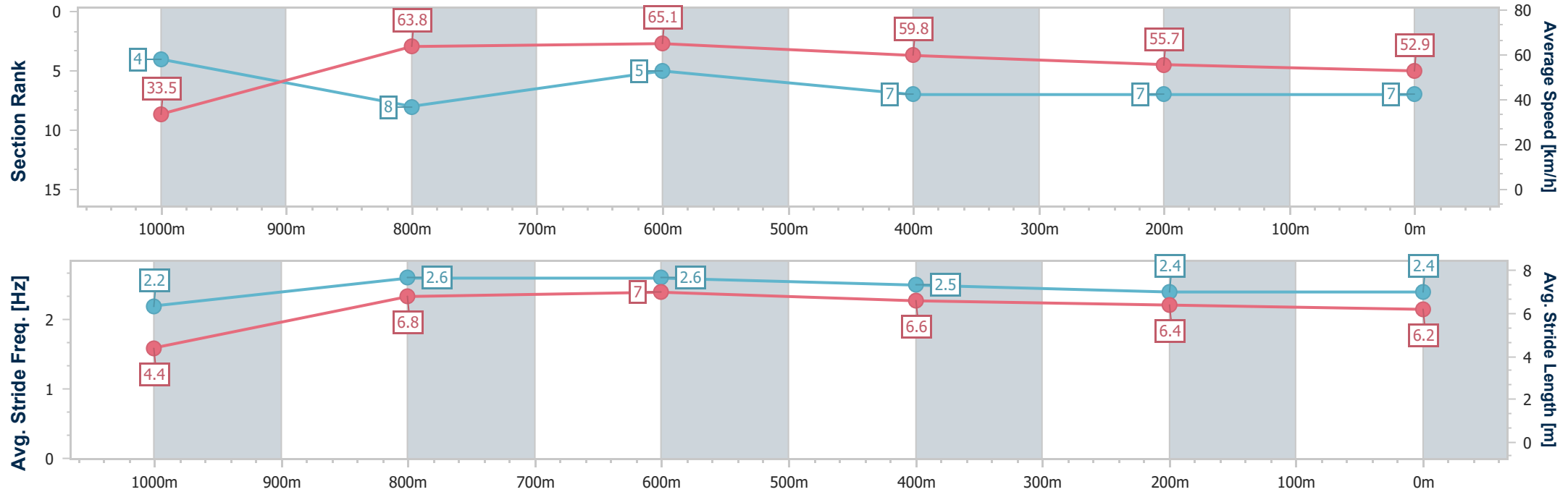


ToowoombaProfessional
Race 6: TAB BETS FRIENDS Maiden Plate - 1050m



28 July 2025 - 15:46
Track Rating: Soft 6, Weather: Fine, Rail Position: +3m 800-600; +4m Remainder

Section	Overall	1000m	800m	600m	400m	200m								
Section Times	1:06.97 [7] (0:05.33)	1:01.64 [4] (0:11.67)	0:49.97 [8] (0:11.18)	0:38.79 [5] (0:12.17)	0:26.62 [7] (0:13.02)	0:13.60 [7] (0:13.60)								
Average Speed [km/h]	33.5	63.8	65.1	59.8	55.7	52.9								
Top Speed [km/h]	55.9	66.6	67.2	63.5	57.3	54.9								
Avg. Dist. to Rail [m]	24.5	10.3	3.7	2.5	1.3	3.7								
Avg. Stride Freq. [Hz]	2.2	2.6	2.6	2.5	2.4	2.4								
Avg. Stride Length [m]	4.4	6.8	7.0	6.6	6.4	6.2								





Horse/Jockey Name	O'reilly's Shout
Final Rank	8
Fastest Section Time (Section)	0:05.43 (Overall)
Top Speed [km/h] (Section)	65.7 (1000m)
Race State	Finished

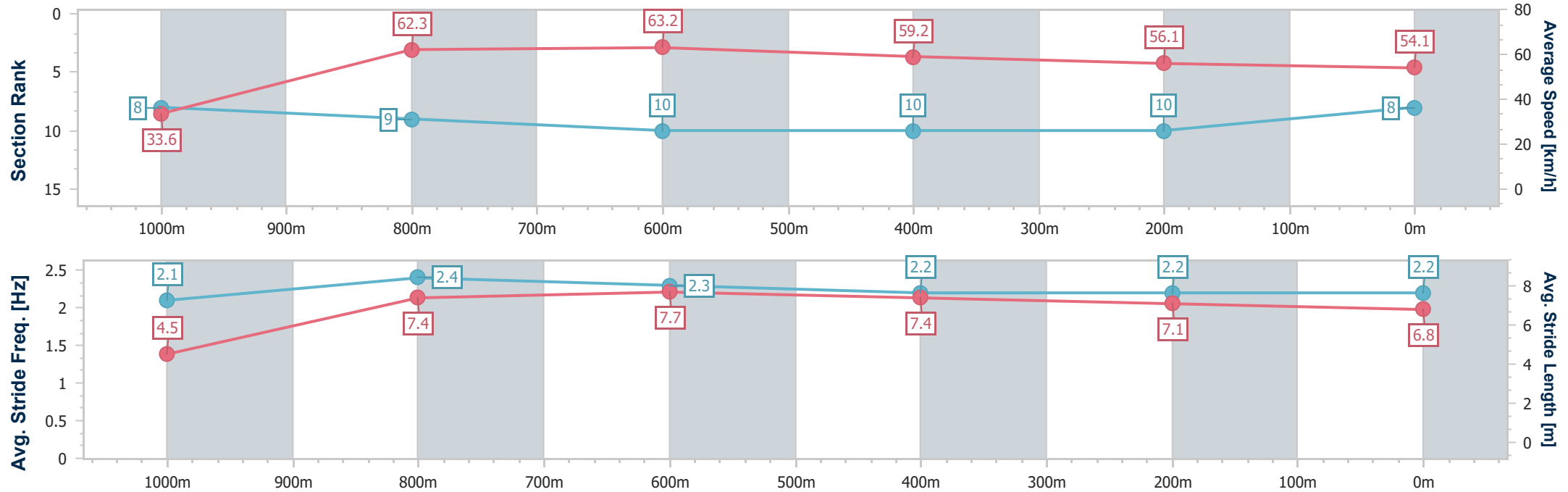


ToowoombaProfessional
Race 6: TAB BETS FRIENDS Maiden Plate - 1050m



28 July 2025 - 15:46
Track Rating: Soft 6, Weather: Fine, Rail Position: +3m 800-600; +
4m Remainder

Section	Overall	1000m	800m	600m	400m	200m							
Section Times	1:07.08 [8] (0:05.43)	1:01.65 [8] (0:11.84)	0:49.81 [9] (0:11.49)	0:38.32 [10] (0:12.15)	0:26.17 [10] (0:12.86)	0:13.31 [10] (0:13.31)							
Average Speed [km/h]	33.6	62.3	63.2	59.2	56.1	54.1							
Top Speed [km/h]	54.3	65.7	65.6	61.6	58.5	56.4							
Avg. Dist. to Rail [m]	24.1	9.3	2.1	0.2	1.9	5.8							
Avg. Stride Freq. [Hz]	2.1	2.4	2.3	2.2	2.2	2.2							
Avg. Stride Length [m]	4.5	7.4	7.7	7.4	7.1	6.8							





Horse/Jockey Name	She's Got Grace
Final Rank	9
Fastest Section Time (Section)	0:05.58 (Overall)
Top Speed [km/h] (Section)	66.6 (1000m)
Race State	Finished

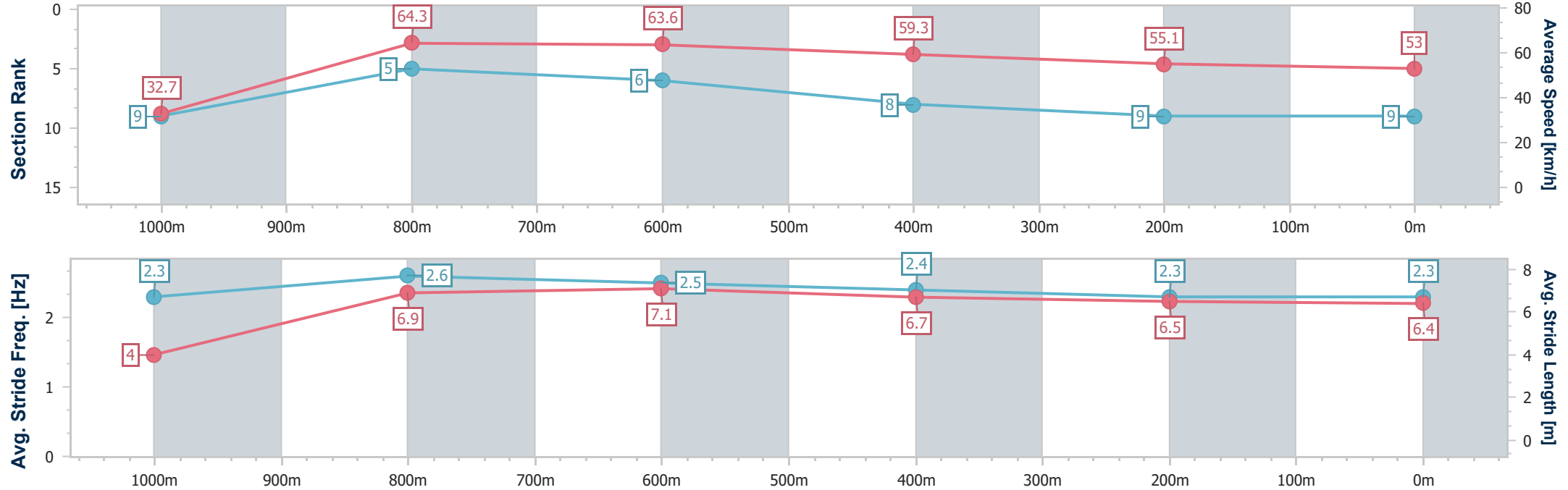


ToowoombaProfessional
Race 6: TAB BETS FRIENDS Maiden Plate - 1050m



28 July 2025 - 15:46
Track Rating: Soft 6, Weather: Fine, Rail Position: +3m 800-600; +
4m Remainder

Section	Overall	1000m	800m	600m	400m	200m							
Section Times	1:07.11 [9] (0:05.58)	1:01.53 [9] (0:11.27)	0:50.26 [5] (0:11.36)	0:38.90 [6] (0:12.19)	0:26.71 [8] (0:13.08)	0:13.63 [9] (0:13.63)							
Average Speed [km/h]	32.7	64.3	63.6	59.3	55.1	53.0							
Top Speed [km/h]	56.4	66.6	65.6	62.3	56.4	54.5							
Avg. Dist. to Rail [m]	18.3	3.4	1.1	1.0	0.4	1.0							
Avg. Stride Freq. [Hz]	2.3	2.6	2.5	2.4	2.3	2.3							
Avg. Stride Length [m]	4.0	6.9	7.1	6.7	6.5	6.4							





Horse/Jockey Name	Kwinterna
Final Rank	10
Fastest Section Time (Section)	0:05.84 (Overall)
Top Speed [km/h] (Section)	68.1 (800m)
Race State	Finished

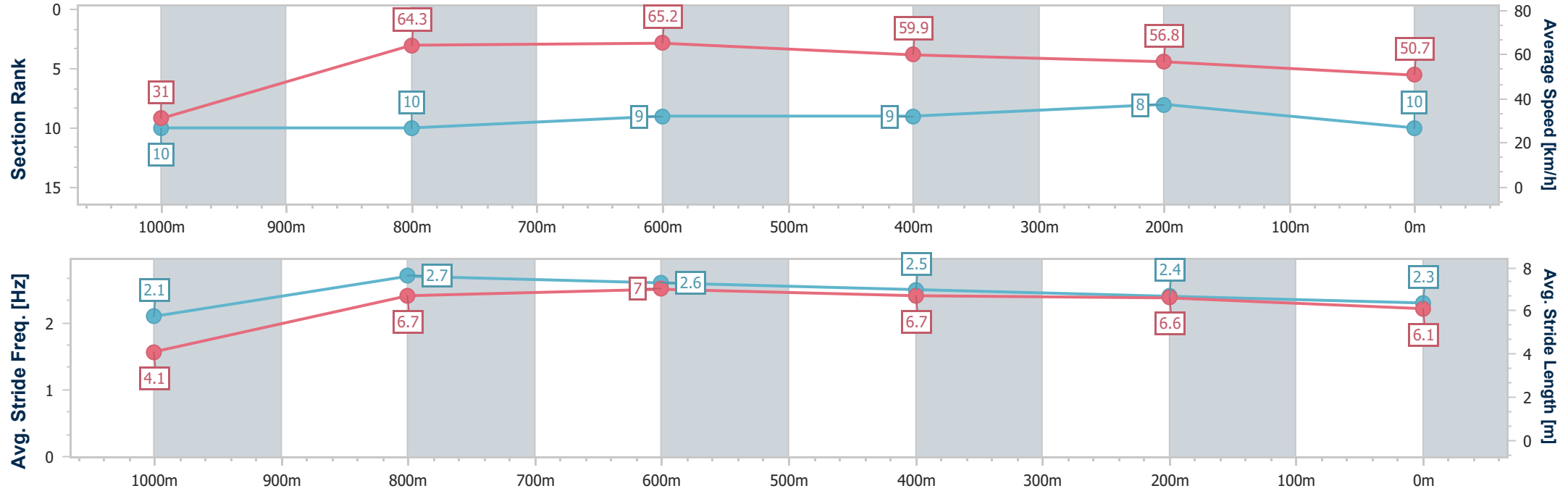


ToowoombaProfessional
Race 6: TAB BETS FRIENDS Maiden Plate - 1050m



28 July 2025 - 15:46
Track Rating: Soft 6, Weather: Fine, Rail Position: +3m 800-600; +4m Remainder

Section	Overall	1000m	800m	600m	400m	200m							
Section Times	1:07.61 [10] (0:05.84)	1:01.77 [10] (0:11.52)	0:50.25 [10] (0:11.22)	0:39.03 [9] (0:12.15)	0:26.88 [9] (0:12.68)	0:14.20 [8] (0:14.20)							
Average Speed [km/h]	31.0	64.3	65.2	59.9	56.8	50.7							
Top Speed [km/h]	55.8	67.7	68.1	61.1	59.0	53.5							
Avg. Dist. to Rail [m]	21.8	9.5	4.9	2.1	0.3	0.8							
Avg. Stride Freq. [Hz]	2.1	2.7	2.6	2.5	2.4	2.3							
Avg. Stride Length [m]	4.1	6.7	7.0	6.7	6.6	6.1							





Toowoomba Professional

Race 7: SHANNON SIGN COMPANY Maiden Plate - 1625m

28 July 2025 - 16:20



Track Rating: Soft 6, Weather: Fine, Rail Position: +3m 800-600; +4m Remainder

Section						Overall	1400m	1200m	1000m	800m	600m	400m	Last 600m		
Field Times						1:43.22 (0:15.50)	1:27.72 (0:11.29)	1:16.43 (0:12.25)	1:04.18 (0:12.59)	0:51.59 (0:12.91)	0:38.68 (0:13.11)	0:25.57 (0:12.82)	0:38.68		
Rank	TAB	Horse/Jockey	Barrier	Top Speed [km/h]	Fastest Section									Distance Travelled [m]	
1	5	SOMETHIN IN ORANGE	2	67.1	0:11.46	1:43.22 [1]	1:27.43 [4]	1:15.97 [3]	1:03.63 [6]	0:50.95 [6]	0:38.25 [5]	0:25.55 [2]	0:38.25		
		Nathan Fazackerley		1400m	1400m	(0:15.79)	(0:11.46)	(0:12.34)	(0:12.68)	(0:12.70)	(0:12.70)	(0:12.84)			
2	3	LIFE OF TREE	8	69.4	0:11.29	1:43.31 [2]	1:27.81 [1]	1:16.52 [1]	1:04.27 [1]	0:51.68 [1]	0:38.77 [1]	0:25.66 [1]	0:38.77 -6		
		Hannah Richardson		Overall	1400m	(0:15.50)	(0:11.29)	(0:12.25)	(0:12.59)	(0:12.91)	(0:13.11)	(0:12.82)			
3	6	CUT DIAMONDS	3	65.9	0:11.38	1:44.22 [3]	1:27.78 [8]	1:16.40 [8]	1:04.23 [9]	0:51.58 [9]	0:38.88 [9]	0:25.91 [7]	0:38.88 -10		
		Karl Zechner		Overall	1400m	(0:16.44)	(0:11.38)	(0:12.17)	(0:12.65)	(0:12.70)	(0:12.97)	(0:12.90)			
4	1	BUSH WOOKIE	9	68.2	0:11.30	1:44.32 [4]	1:28.15 [7]	1:16.85 [6]	1:04.61 [7]	0:52.00 [7]	0:39.23 [6]	0:26.23 [5]	0:39.23 -4		
		Paul Hamblin		Overall	1400m	(0:16.17)	(0:11.30)	(0:12.24)	(0:12.61)	(0:12.77)	(0:13.00)	(0:13.11)			
5	4	ILEGITIMO	1	67.5	0:11.59	1:45.24 [5]	1:29.54 [3]	1:17.95 [4]	1:05.72 [5]	0:53.08 [5]	0:40.34 [3]	0:27.28 [4]	0:40.34 -10		
		Scott Sheargold		Overall	1400m	(0:15.70)	(0:11.59)	(0:12.23)	(0:12.64)	(0:12.74)	(0:13.06)	(0:13.29)			
6	9	NOT MY PROBLEM	7	67.7	0:11.37	1:45.35 [6]	1:29.26 [6]	1:17.89 [5]	1:05.84 [4]	0:53.33 [3]	0:40.59 [2]	0:27.50 [3]	0:40.59 -2		
		Damien Thornton		Overall	1400m	(0:16.09)	(0:11.37)	(0:12.05)	(0:12.51)	(0:12.74)	(0:13.09)	(0:13.44)			
7	7	STELLA SIMONE	5	65.4	0:11.24	1:45.70 [7]	1:29.05 [9]	1:17.81 [9]	1:05.76 [8]	0:53.18 [8]	0:40.39 [8]	0:27.40 [6]	0:40.39 -4		
		Stacey Callow		Overall	1400m	(0:16.65)	(0:11.24)	(0:12.05)	(0:12.58)	(0:12.79)	(0:12.99)	(0:13.51)			
8	8	BITUNG	4	67.2	0:11.58	1:49.23 [8]	1:33.22 [5]	1:21.64 [7]	1:09.84 [3]	0:57.34 [2]	0:44.32 [4]	0:30.39 [9]	0:44.32 -1		
		Nozi Tomizawa		Overall	1400m	(0:16.01)	(0:11.58)	(0:11.80)	(0:12.50)	(0:13.02)	(0:13.93)	(0:14.78)			
9	2	CITY OF TROY	6	69.2	0:11.55	1:50.10 [9]	1:34.56 [2]	1:23.01 [2]	1:10.79 [2]	0:58.00 [4]	0:45.00 [7]	0:31.61 [8]	0:45.00 -5		
		Rob Thorburn		Overall	1400m	(0:15.54)	(0:11.55)	(0:12.22)	(0:12.79)	(0:13.00)	(0:13.39)	(0:15.13)			

Scratched: Preachabull (#10), Mister Sweet (#11)



Toowoomba Professional
Race 7: SHANNON SIGN COMPANY Maiden Plate - 1625m
28 July 2025 - 16:20



Track Rating: Soft 6, Weather: Fine, Rail Position: +3m 800-600; +4m Remainder

Section		200m					Last 600m		
Field Times		0:12.75 (0:12.75)					0:38.68		
Rank	TAB	Horse/Jockey	Barrier	Top Speed [km/h]	Fastest Section	Margin		Distance Travelled [m]	
1	5	SOMETHIN IN ORANGE	2	67.1	0:11.46	0:12.71 [2]	1:43.22	0:38.25	
		Nathan Fazackerley		1400m	1400m	(0:12.71)			
2	3	LIFE OF TREE	8	69.4	0:11.29	0:12.84 [1]	0.5L	0:38.77	-6
		Hannah Richardson		Overall	1400m	(0:12.84)			
3	6	CUT DIAMONDS	3	65.9	0:11.38	0:13.01 [4]	5.8L	0:38.88	-10
		Karl Zechner		Overall	1400m	(0:13.01)			
4	1	BUSH WOOKIE	9	68.2	0:11.30	0:13.12 [3]	6.3L	0:39.23	-4
		Paul Hamblin		Overall	1400m	(0:13.12)			
5	4	ILEGITIMO	1	67.5	0:11.59	0:13.99 [5]	11.6L	0:40.34	-10
		Scott Sheargold		Overall	1400m	(0:13.99)			
6	9	NOT MY PROBLEM	7	67.7	0:11.37	0:14.06 [6]	12.1L	0:40.59	-2
		Damien Thornton		Overall	1400m	(0:14.06)			
7	7	STELLA SIMONE	5	65.4	0:11.24	0:13.89 [7]	14.1L	0:40.39	-4
		Stacey Callow		Overall	1400m	(0:13.89)			
8	8	BITUNG	4	67.2	0:11.58	0:15.61 [8]	34.9L	0:44.32	-1
		Nozi Tomizawa		Overall	1400m	(0:15.61)			
9	2	CITY OF TROY	6	69.2	0:11.55	0:16.48 [9]	39.9L	0:45.00	-5
		Rob Thorburn		Overall	1400m	(0:16.48)			

Scratched: Preachabull (#10), Mister Sweet (#11)



Horse/Jockey Name	Somethin In Orange
Final Rank	1
Fastest Section Time (Section)	0:11.46 (1400m)
Top Speed [km/h] (Section)	67.1 (1400m)
Race State	Finished



ToowoombaProfessional

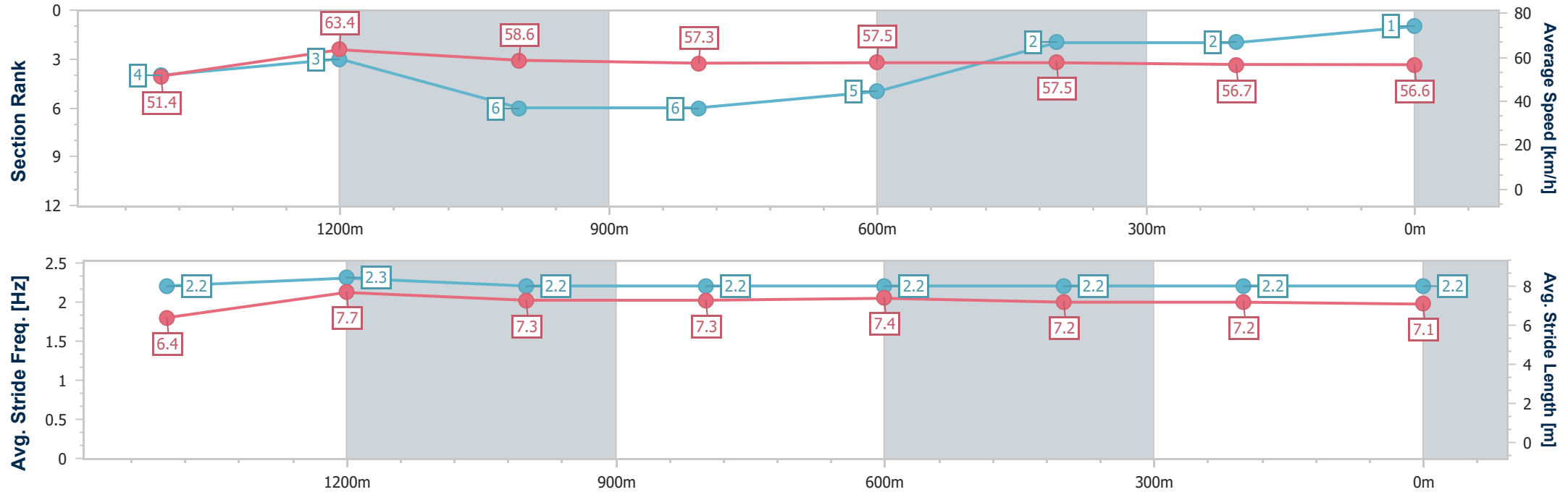
Race 7: SHANNON SIGN COMPANY Maiden Plate - 1625m

28 July 2025 - 16:20

Track Rating: Soft 6, Weather: Fine, Rail Position: +3m 800-600; +4m Remainder



Section	Overall	1400m	1200m	1000m	800m	600m	400m	200m					
Section Times	1:43.22 [1] (0:15.79)	1:27.43 [4] (0:11.46)	1:15.97 [3] (0:12.34)	1:03.63 [6] (0:12.68)	0:50.95 [6] (0:12.70)	0:38.25 [5] (0:12.70)	0:25.55 [2] (0:12.84)	0:12.71 [2] (0:12.71)					
Average Speed [km/h]	51.4	63.4	58.6	57.3	57.5	57.5	56.7	56.6					
Top Speed [km/h]	67.0	67.1	59.5	59.0	58.5	58.2	57.3	57.2					
Avg. Dist. to Rail [m]	2.4	1.9	3.6	3.2	3.9	2.9	2.3	2.7					
Avg. Stride Freq. [Hz]	2.2	2.3	2.2	2.2	2.2	2.2	2.2	2.2					
Avg. Stride Length [m]	6.4	7.7	7.3	7.3	7.4	7.2	7.2	7.1					





Horse/Jockey Name	Life Of Tree
Final Rank	2
Fastest Section Time (Section)	0:11.29 (1400m)
Top Speed [km/h] (Section)	69.4 (Overall)
Race State	Finished



ToowoombaProfessional

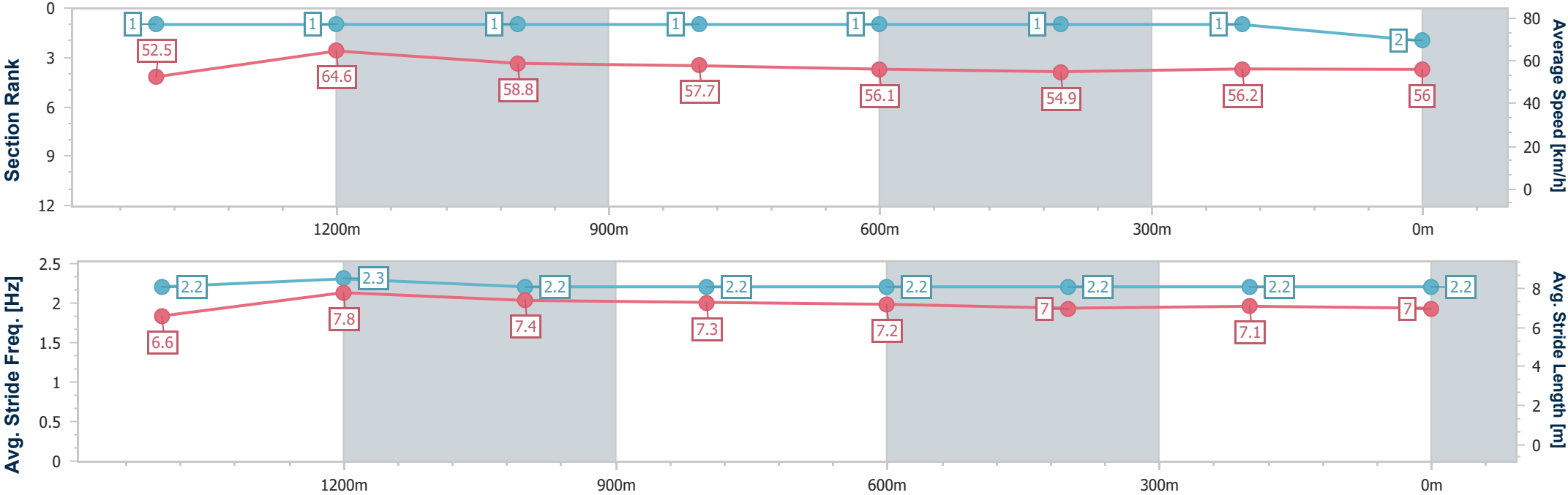
Race 7: SHANNON SIGN COMPANY Maiden Plate - 1625m

28 July 2025 - 16:20

Track Rating: Soft 6, Weather: Fine, Rail Position: +3m 800-600; +4m Remainder



Section	Overall	1400m	1200m	1000m	800m	600m	400m	200m					
Section Times	1:43.31 [2] (0:15.50)	1:27.81 [1] (0:11.29)	1:16.52 [1] (0:12.25)	1:04.27 [1] (0:12.59)	0:51.68 [1] (0:12.91)	0:38.77 [1] (0:13.11)	0:25.66 [1] (0:12.82)	0:12.84 [1] (0:12.84)					
Average Speed [km/h]	52.5	64.6	58.8	57.7	56.1	54.9	56.2	56.0					
Top Speed [km/h]	69.4	68.8	61.5	59.4	57.6	55.9	56.6	56.4					
Avg. Dist. to Rail [m]	4.9	2.4	2.3	1.7	2.0	0.6	0.7	1.3					
Avg. Stride Freq. [Hz]	2.2	2.3	2.2	2.2	2.2	2.2	2.2	2.2					
Avg. Stride Length [m]	6.6	7.8	7.4	7.3	7.2	7.0	7.1	7.0					





Horse/Jockey Name	Cut Diamonds
Final Rank	3
Fastest Section Time (Section)	0:11.38 (1400m)
Top Speed [km/h] (Section)	65.9 (Overall)
Race State	Finished



ToowoombaProfessional

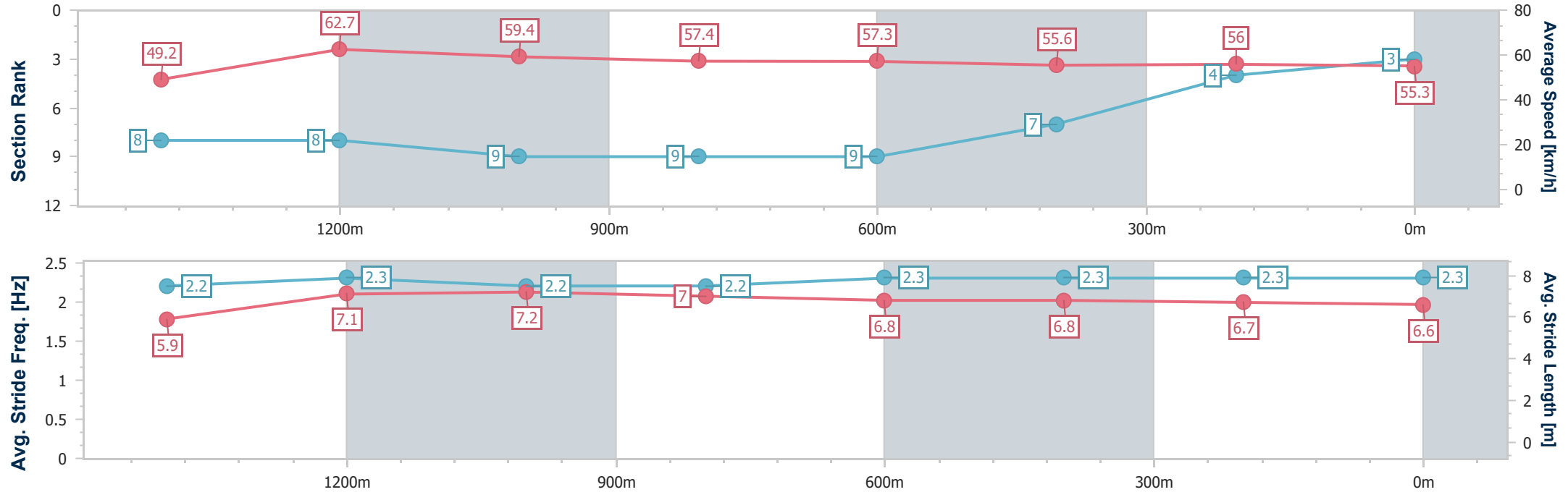
Race 7: SHANNON SIGN COMPANY Maiden Plate - 1625m

28 July 2025 - 16:20

Track Rating: Soft 6, Weather: Fine, Rail Position: +3m 800-600; +4m Remainder



Section	Overall	1400m	1200m	1000m	800m	600m	400m	200m					
Section Times	1:44.22 [3] (0:16.44)	1:27.78 [8] (0:11.38)	1:16.40 [8] (0:12.17)	1:04.23 [9] (0:12.65)	0:51.58 [9] (0:12.70)	0:38.88 [9] (0:12.97)	0:25.91 [7] (0:12.90)	0:13.01 [4] (0:13.01)					
Average Speed [km/h]	49.2	62.7	59.4	57.4	57.3	55.6	56.0	55.3					
Top Speed [km/h]	65.9	64.9	61.0	59.2	58.2	57.2	57.1	56.6					
Avg. Dist. to Rail [m]	3.4	1.4	1.9	2.2	2.9	1.0	1.2	1.6					
Avg. Stride Freq. [Hz]	2.2	2.3	2.2	2.2	2.3	2.3	2.3	2.3					
Avg. Stride Length [m]	5.9	7.1	7.2	7.0	6.8	6.8	6.7	6.6					





Horse/Jockey Name	Bush Wookie
Final Rank	4
Fastest Section Time (Section)	0:11.30 (1400m)
Top Speed [km/h] (Section)	68.2 (Overall)
Race State	Finished



ToowoombaProfessional

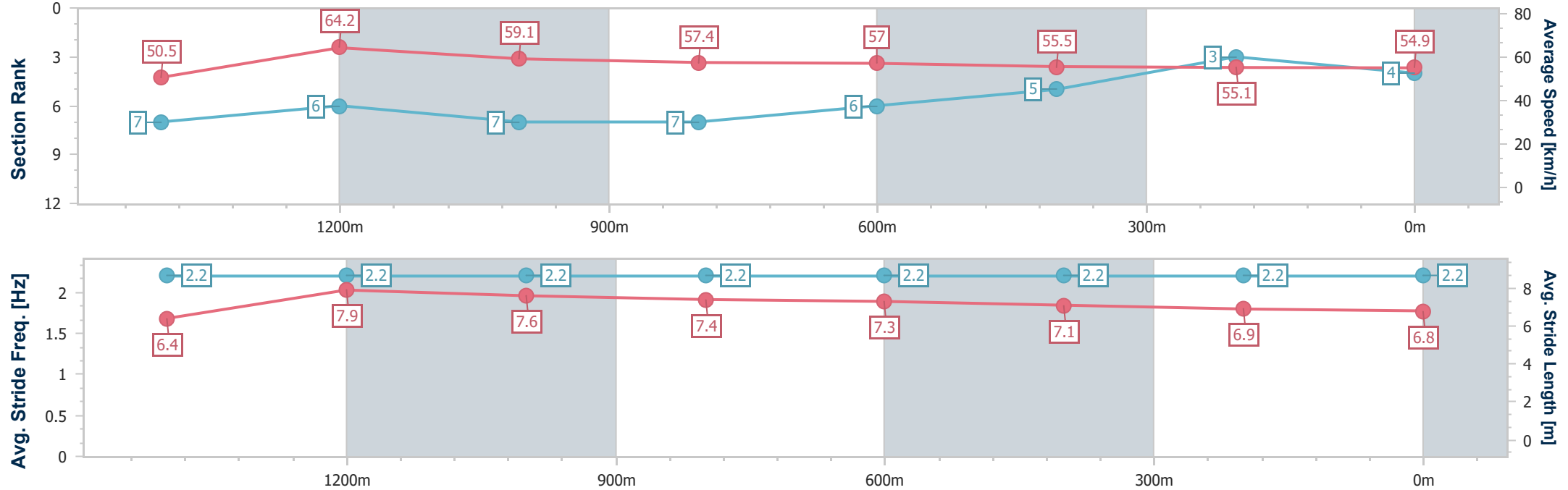
Race 7: SHANNON SIGN COMPANY Maiden Plate - 1625m

28 July 2025 - 16:20

Track Rating: Soft 6, Weather: Fine, Rail Position: +3m 800-600; +4m Remainder



Section	Overall	1400m	1200m	1000m	800m	600m	400m	200m					
Section Times	1:44.32 [4] (0:16.17)	1:28.15 [7] (0:11.30)	1:16.85 [6] (0:12.24)	1:04.61 [7] (0:12.61)	0:52.00 [7] (0:12.77)	0:39.23 [6] (0:13.00)	0:26.23 [5] (0:13.11)	0:13.12 [3] (0:13.12)					
Average Speed [km/h]	50.5	64.2	59.1	57.4	57.0	55.5	55.1	54.9					
Top Speed [km/h]	68.2	67.6	60.6	58.5	58.5	56.4	56.2	55.2					
Avg. Dist. to Rail [m]	6.6	1.8	2.3	1.6	2.3	0.3	1.7	1.8					
Avg. Stride Freq. [Hz]	2.2	2.2	2.2	2.2	2.2	2.2	2.2	2.2					
Avg. Stride Length [m]	6.4	7.9	7.6	7.4	7.3	7.1	6.9	6.8					



- [] Ranking at each section and finish
- .-.- No data available at this section
- NA No data available



Horse/Jockey Name	Illegitimo
Final Rank	5
Fastest Section Time (Section)	0:11.59 (1400m)
Top Speed [km/h] (Section)	67.5 (Overall)
Race State	Finished



ToowoombaProfessional

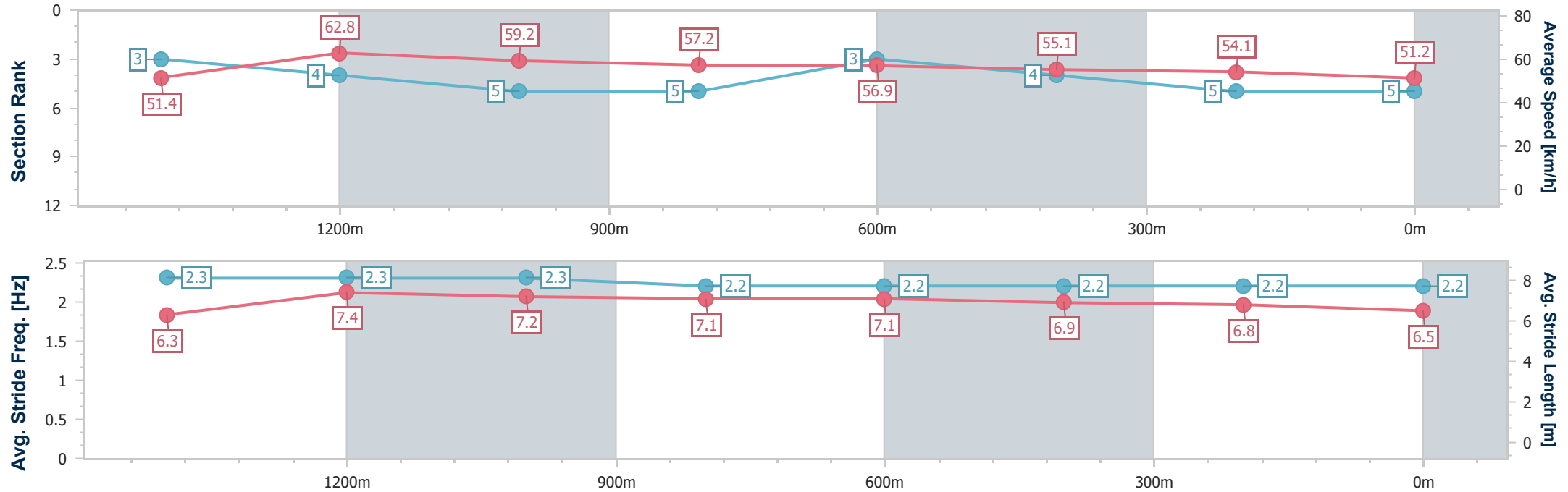
Race 7: SHANNON SIGN COMPANY Maiden Plate - 1625m

28 July 2025 - 16:20

Track Rating: Soft 6, Weather: Fine, Rail Position: +3m 800-600; +4m Remainder



Section	Overall	1400m	1200m	1000m	800m	600m	400m	200m					
Section Times	1:45.24 [5] (0:15.70)	1:29.54 [3] (0:11.59)	1:17.95 [4] (0:12.23)	1:05.72 [5] (0:12.64)	0:53.08 [5] (0:12.74)	0:40.34 [3] (0:13.06)	0:27.28 [4] (0:13.29)	0:13.99 [5] (0:13.99)					
Average Speed [km/h]	51.4	62.8	59.2	57.2	56.9	55.1	54.1	51.2					
Top Speed [km/h]	67.5	64.9	60.2	58.2	57.7	56.9	54.5	54.1					
Avg. Dist. to Rail [m]	1.9	1.8	2.9	2.3	1.6	0.4	0.4	0.3					
Avg. Stride Freq. [Hz]	2.3	2.3	2.3	2.2	2.2	2.2	2.2	2.2					
Avg. Stride Length [m]	6.3	7.4	7.2	7.1	7.1	6.9	6.8	6.5					





Horse/Jockey Name	Not My Problem
Final Rank	6
Fastest Section Time (Section)	0:11.37 (1400m)
Top Speed [km/h] (Section)	67.7 (Overall)
Race State	Finished



ToowoombaProfessional

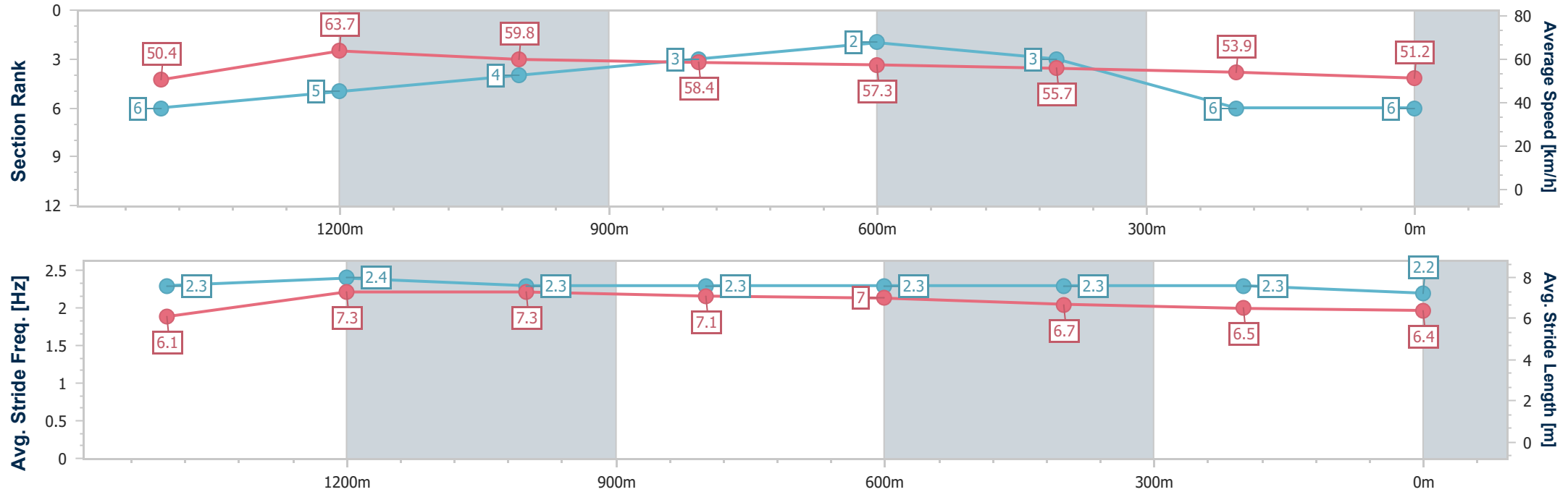
Race 7: SHANNON SIGN COMPANY Maiden Plate - 1625m

28 July 2025 - 16:20

Track Rating: Soft 6, Weather: Fine, Rail Position: +3m 800-600; +4m Remainder



Section	Overall	1400m	1200m	1000m	800m	600m	400m	200m					
Section Times	1:45.35 [6] (0:16.09)	1:29.26 [6] (0:11.37)	1:17.89 [5] (0:12.05)	1:05.84 [4] (0:12.51)	0:53.33 [3] (0:12.74)	0:40.59 [2] (0:13.09)	0:27.50 [3] (0:13.44)	0:14.06 [6] (0:14.06)					
Average Speed [km/h]	50.4	63.7	59.8	58.4	57.3	55.7	53.9	51.2					
Top Speed [km/h]	67.7	67.0	62.6	59.3	58.5	57.6	54.3	53.3					
Avg. Dist. to Rail [m]	3.9	1.4	4.0	3.6	4.2	2.7	1.2	1.8					
Avg. Stride Freq. [Hz]	2.3	2.4	2.3	2.3	2.3	2.3	2.3	2.2					
Avg. Stride Length [m]	6.1	7.3	7.3	7.1	7.0	6.7	6.5	6.4					





Horse/Jockey Name	Stella Simone
Final Rank	7
Fastest Section Time (Section)	0:11.24 (1400m)
Top Speed [km/h] (Section)	65.4 (Overall)
Race State	Finished



ToowoombaProfessional

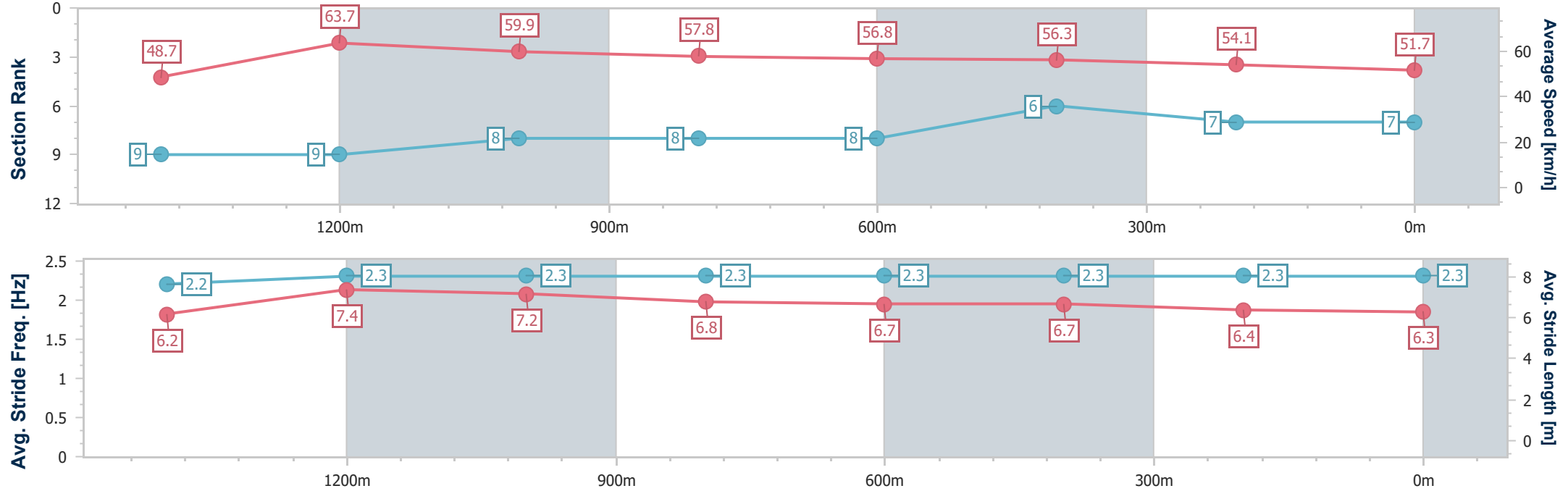
Race 7: SHANNON SIGN COMPANY Maiden Plate - 1625m

28 July 2025 - 16:20

Track Rating: Soft 6, Weather: Fine, Rail Position: +3m 800-600; +4m Remainder



Section	Overall	1400m	1200m	1000m	800m	600m	400m	200m					
Section Times	1:45.70 [7] (0:16.65)	1:29.05 [9] (0:11.24)	1:17.81 [9] (0:12.05)	1:05.76 [8] (0:12.58)	0:53.18 [8] (0:12.79)	0:40.39 [8] (0:12.99)	0:27.40 [6] (0:13.51)	0:13.89 [7] (0:13.89)					
Average Speed [km/h]	48.7	63.7	59.9	57.8	56.8	56.3	54.1	51.7					
Top Speed [km/h]	65.4	65.4	62.3	58.3	57.9	57.3	55.3	53.1					
Avg. Dist. to Rail [m]	3.7	1.0	1.7	2.0	3.3	3.0	3.2	3.2					
Avg. Stride Freq. [Hz]	2.2	2.3	2.3	2.3	2.3	2.3	2.3	2.3					
Avg. Stride Length [m]	6.2	7.4	7.2	6.8	6.7	6.7	6.4	6.3					





Horse/Jockey Name	Bitung
Final Rank	8
Fastest Section Time (Section)	0:11.58 (1400m)
Top Speed [km/h] (Section)	67.2 (Overall)
Race State	Finished



ToowoombaProfessional

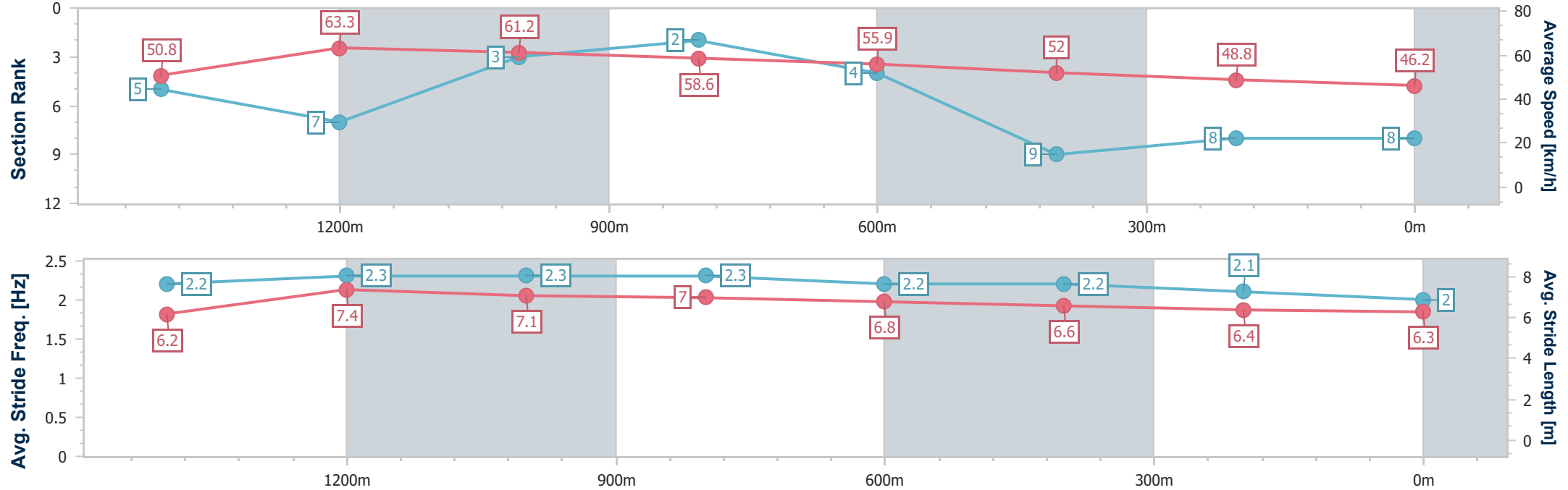
Race 7: SHANNON SIGN COMPANY Maiden Plate - 1625m

28 July 2025 - 16:20

Track Rating: Soft 6, Weather: Fine, Rail Position: +3m 800-600; +4m Remainder



Section	Overall	1400m	1200m	1000m	800m	600m	400m	200m					
Section Times	1:49.23 [8] (0:16.01)	1:33.22 [5] (0:11.58)	1:21.64 [7] (0:11.80)	1:09.84 [3] (0:12.50)	0:57.34 [2] (0:13.02)	0:44.32 [4] (0:13.93)	0:30.39 [9] (0:14.78)	0:15.61 [8] (0:15.61)					
Average Speed [km/h]	50.8	63.3	61.2	58.6	55.9	52.0	48.8	46.2					
Top Speed [km/h]	67.2	66.5	62.1	60.5	57.8	54.6	50.4	48.5					
Avg. Dist. to Rail [m]	4.7	3.4	5.0	4.8	2.8	1.1	0.7	1.6					
Avg. Stride Freq. [Hz]	2.2	2.3	2.3	2.3	2.2	2.2	2.1	2.0					
Avg. Stride Length [m]	6.2	7.4	7.1	7.0	6.8	6.6	6.4	6.3					





Horse/Jockey Name	City Of Troy
Final Rank	9
Fastest Section Time (Section)	0:11.55 (1400m)
Top Speed [km/h] (Section)	69.2 (Overall)
Race State	Finished



ToowoombaProfessional

Race 7: SHANNON SIGN COMPANY Maiden Plate - 1625m

28 July 2025 - 16:20

Track Rating: Soft 6, Weather: Fine, Rail Position: +3m 800-600; +4m Remainder



Section	Overall	1400m	1200m	1000m	800m	600m	400m	200m					
Section Times	1:50.10 [9] (0:15.54)	1:34.56 [2] (0:11.55)	1:23.01 [2] (0:12.22)	1:10.79 [2] (0:12.79)	0:58.00 [4] (0:13.00)	0:45.00 [7] (0:13.39)	0:31.61 [8] (0:15.13)	0:16.48 [9] (0:16.48)					
Average Speed [km/h]	52.2	62.7	58.9	57.0	56.0	54.1	47.9	43.6					
Top Speed [km/h]	69.2	68.5	60.3	58.9	56.7	56.3	52.5	45.4					
Avg. Dist. to Rail [m]	4.1	0.8	2.3	2.9	2.7	1.6	1.7	3.0					
Avg. Stride Freq. [Hz]	2.2	2.2	2.1	2.1	2.1	2.1	2.0	1.9					
Avg. Stride Length [m]	6.7	8.0	7.7	7.4	7.4	7.1	6.6	6.3					

