



Rockhampton Professional

Race 1: TAB QTIS Three-Years-Old Handicap - 1200m

29 July 2025 - 12:40



Track Rating: Soft 6, Weather: Fine, Rail Position: +7m Entire

Section						Overall	1000m	800m	600m	400m	200m	Last 600m		
Field Times						1:10.55 (0:13.25)	0:57.30 (0:11.53)	0:45.77 (0:11.92)	0:33.85 (0:11.27)	0:22.58 (0:11.05)	0:11.53 (0:11.53)	0:33.85		
Rank	TAB	Horse/Jockey	Barrier	Top Speed [km/h]	Fastest Section							Margin	Distance Travelled [m]	
1	4	TIME TO PROPHET	3	67.6	0:11.00	1:10.55 [1]	0:57.08 [3]	0:45.50 [3]	0:33.63 [3]	0:22.46 [3]	0:11.46 [3]	1:10.55	0:33.63	
		Ashley Butler		400m	400m	(0:13.47)	(0:11.58)	(0:11.87)	(0:11.17)	(0:11.00)	(0:11.46)			
2	1	ASK ME MATE	4	66.8	0:10.85	1:10.61 [2]	0:56.91 [4]	0:45.43 [4]	0:33.61 [4]	0:22.43 [4]	0:11.58 [2]	0.34L	0:33.61	+1
		Tasha Chambers		400m	400m	(0:13.70)	(0:11.48)	(0:11.82)	(0:11.18)	(0:10.85)	(0:11.58)			
3	3	ELEANOR NANCY	1	66.9	0:11.00	1:10.67 [3]	0:57.42 [1]	0:45.88 [2]	0:33.89 [2]	0:22.65 [2]	0:11.65 [1]	0.66L	0:33.89	-2
		Bailey Wheeler		600m	400m	(0:13.25)	(0:11.54)	(0:11.99)	(0:11.24)	(0:11.00)	(0:11.65)			
4	2	BETTER THAN WORDS	6	68.4	0:10.76	1:10.81 [4]	0:56.79 [7]	0:45.14 [7]	0:33.40 [7]	0:22.32 [7]	0:11.56 [4]	1.53L	0:33.40	+2
		Ryan Wiggins		400m	400m	(0:14.02)	(0:11.65)	(0:11.74)	(0:11.08)	(0:10.76)	(0:11.56)			
5	6	HORRIBLE HANK	2	66.8	0:11.04	1:10.97 [5]	0:57.20 [5]	0:45.62 [5]	0:33.84 [5]	0:22.63 [5]	0:11.59 [6]	2.44L	0:33.84	+0
		Hannah Richardson		400m	400m	(0:13.77)	(0:11.58)	(0:11.78)	(0:11.21)	(0:11.04)	(0:11.59)			
6	5	AMBERINGER	7	66.7	0:10.99	1:11.03 [6]	0:57.08 [6]	0:45.58 [6]	0:33.78 [6]	0:22.66 [6]	0:11.67 [5]	2.81L	0:33.78	+3
		Jackson Murphy		400m	400m	(0:13.95)	(0:11.50)	(0:11.80)	(0:11.12)	(0:10.99)	(0:11.67)			
7	7	SUNSHINYDAY	5	64.7	0:11.27	1:11.97 [7]	0:58.69 [2]	0:47.19 [1]	0:35.27 [1]	0:24.00 [1]	0:12.53 [7]	8.31L	0:35.27	+2
		Adam Sewell		600m	600m	(0:13.28)	(0:11.50)	(0:11.92)	(0:11.27)	(0:11.47)	(0:12.53)			

Scratched: Zelezny (#8)



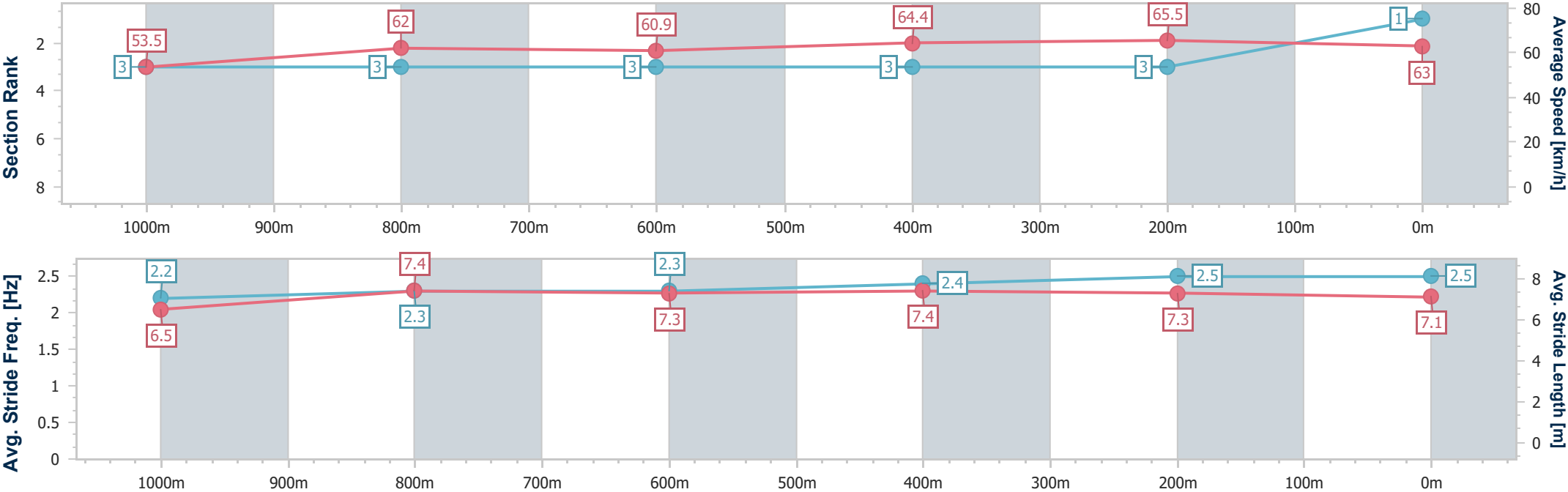
Horse/Jockey Name	Time To Prophet
Final Rank	1
Fastest Section Time (Section)	0:11.00 (400m)
Top Speed [km/h] (Section)	67.6 (400m)
Race State	Finished



RockhamptonProfessional
Race 1: TAB QTIS Three-Years-Old Handicap - 1200m
29 July 2025 - 12:40
Track Rating: Soft 6, Weather: Fine, Rail Position: +7m Entire



Section	Overall	1000m	800m	600m	400m	200m								
Section Times	1:10.55 [1] (0:13.47)	0:57.08 [3] (0:11.58)	0:45.50 [3] (0:11.87)	0:33.63 [3] (0:11.17)	0:22.46 [3] (0:11.00)	0:11.46 [3] (0:11.46)								
Average Speed [km/h]	53.5	62.0	60.9	64.4	65.5	63.0								
Top Speed [km/h]	62.9	63.5	62.7	67.5	67.6	65.0								
Avg. Dist. to Rail [m]	0.9	0.9	0.9	1.0	0.9	1.7								
Avg. Stride Freq. [Hz]	2.2	2.3	2.3	2.4	2.5	2.5								
Avg. Stride Length [m]	6.5	7.4	7.3	7.4	7.3	7.1								





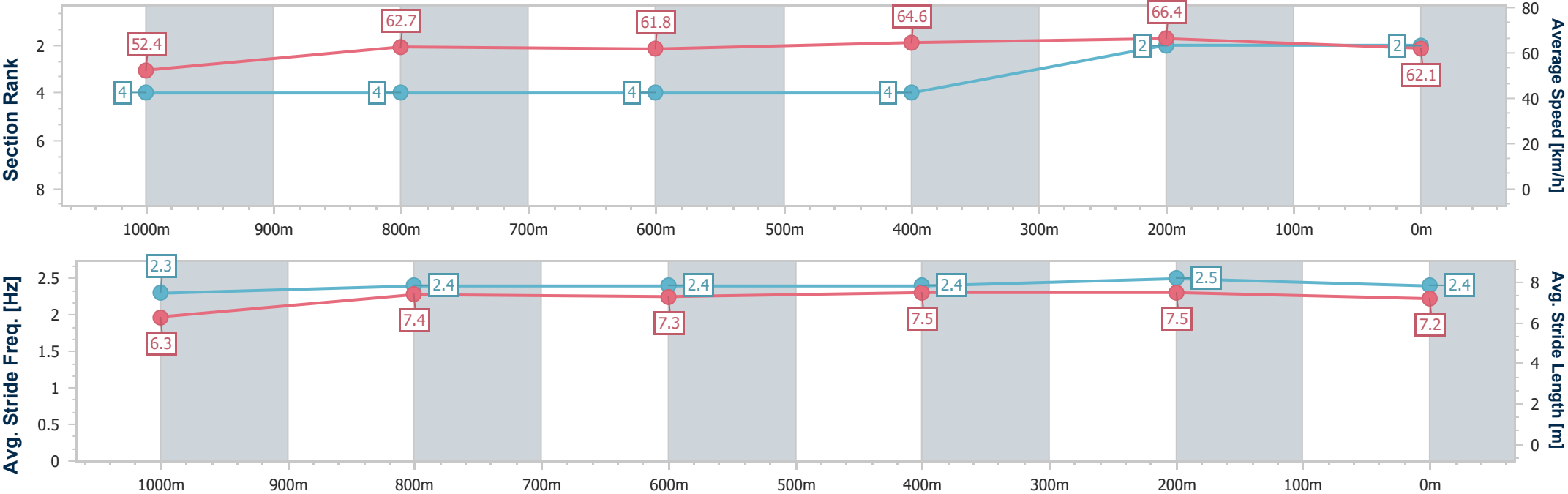
Horse/Jockey Name	Ask Me Mate
Final Rank	2
Fastest Section Time (Section)	0:10.85 (400m)
Top Speed [km/h] (Section)	66.8 (400m)
Race State	Finished



RockhamptonProfessional
Race 1: TAB QTIS Three-Years-Old Handicap - 1200m
29 July 2025 - 12:40
Track Rating: Soft 6, Weather: Fine, Rail Position: +7m Entire



Section	Overall	1000m	800m	600m	400m	200m								
Section Times	1:10.61 [2] (0:13.70)	0:56.91 [4] (0:11.48)	0:45.43 [4] (0:11.82)	0:33.61 [4] (0:11.18)	0:22.43 [4] (0:10.85)	0:11.58 [2] (0:11.58)								
Average Speed [km/h]	52.4	62.7	61.8	64.6	66.4	62.1								
Top Speed [km/h]	63.0	64.0	62.9	66.4	66.8	65.2								
Avg. Dist. to Rail [m]	0.2	0.7	2.0	3.9	4.9	6.4								
Avg. Stride Freq. [Hz]	2.3	2.4	2.4	2.4	2.5	2.4								
Avg. Stride Length [m]	6.3	7.4	7.3	7.5	7.5	7.2								





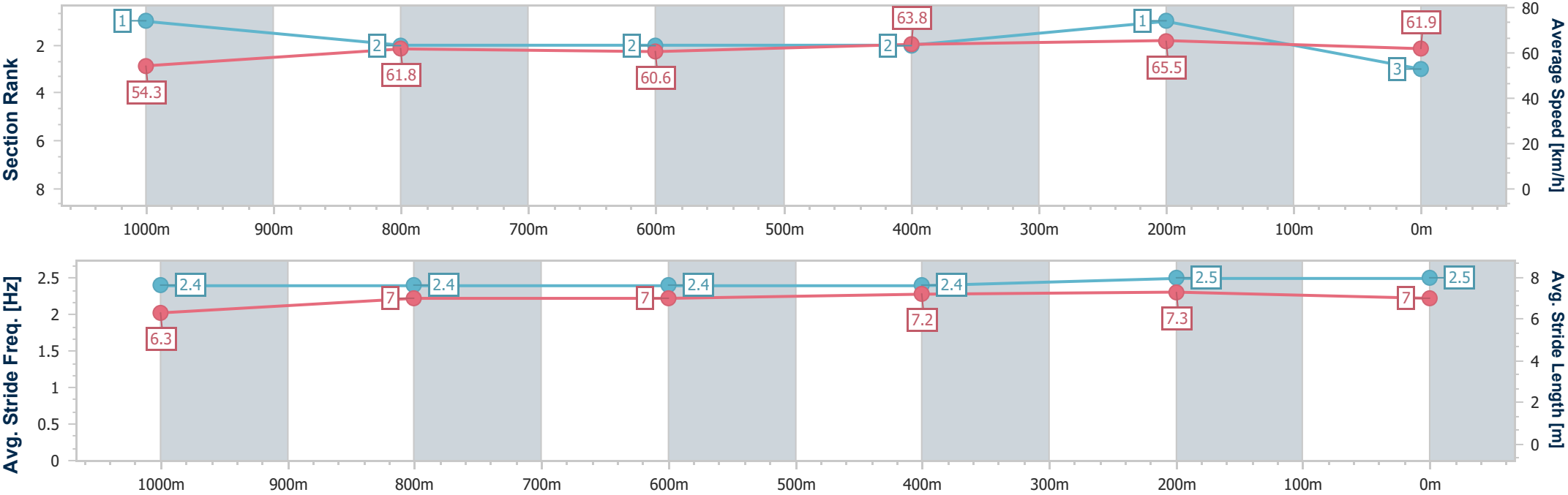
Horse/Jockey Name	Eleanor Nancy
Final Rank	3
Fastest Section Time (Section)	0:11.00 (400m)
Top Speed [km/h] (Section)	66.9 (600m)
Race State	Finished



RockhamptonProfessional
Race 1: TAB QTIS Three-Years-Old Handicap - 1200m
29 July 2025 - 12:40
Track Rating: Soft 6, Weather: Fine, Rail Position: +7m Entire



Section	Overall	1000m	800m	600m	400m	200m							
Section Times	1:10.67 [3] (0:13.25)	0:57.42 [1] (0:11.54)	0:45.88 [2] (0:11.99)	0:33.89 [2] (0:11.24)	0:22.65 [2] (0:11.00)	0:11.65 [1] (0:11.65)							
Average Speed [km/h]	54.3	61.8	60.6	63.8	65.5	61.9							
Top Speed [km/h]	63.8	63.9	62.7	66.9	66.5	64.3							
Avg. Dist. to Rail [m]	2.1	1.4	1.2	2.0	2.4	3.9							
Avg. Stride Freq. [Hz]	2.4	2.4	2.4	2.4	2.5	2.5							
Avg. Stride Length [m]	6.3	7.0	7.0	7.2	7.3	7.0							





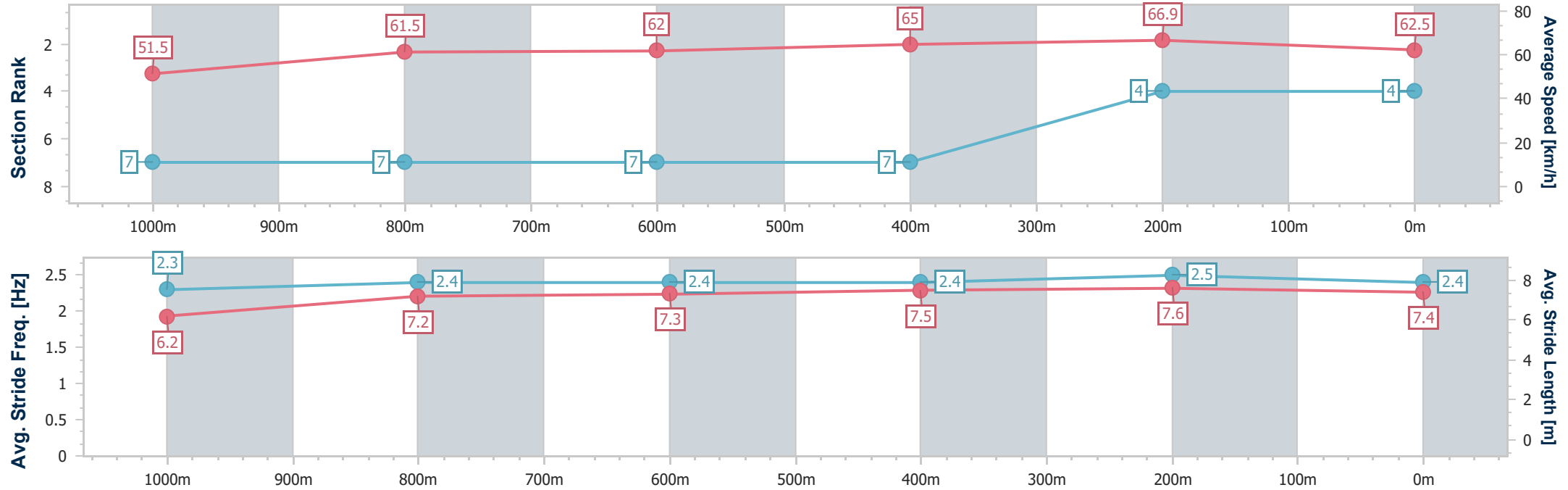
Horse/Jockey Name	Better Than Words
Final Rank	4
Fastest Section Time (Section)	0:10.76 (400m)
Top Speed [km/h] (Section)	68.4 (400m)
Race State	Finished



RockhamptonProfessional
Race 1: TAB QTIS Three-Years-Old Handicap - 1200m
29 July 2025 - 12:40
Track Rating: Soft 6, Weather: Fine, Rail Position: +7m Entire



Section	Overall	1000m	800m	600m	400m	200m								
Section Times	1:10.81 [4] (0:14.02)	0:56.79 [7] (0:11.65)	0:45.14 [7] (0:11.74)	0:33.40 [7] (0:11.08)	0:22.32 [7] (0:10.76)	0:11.56 [4] (0:11.56)								
Average Speed [km/h]	51.5	61.5	62.0	65.0	66.9	62.5								
Top Speed [km/h]	62.2	63.3	63.4	68.3	68.4	66.2								
Avg. Dist. to Rail [m]	1.4	0.6	1.5	3.6	6.9	7.7								
Avg. Stride Freq. [Hz]	2.3	2.4	2.4	2.4	2.5	2.4								
Avg. Stride Length [m]	6.2	7.2	7.3	7.5	7.6	7.4								





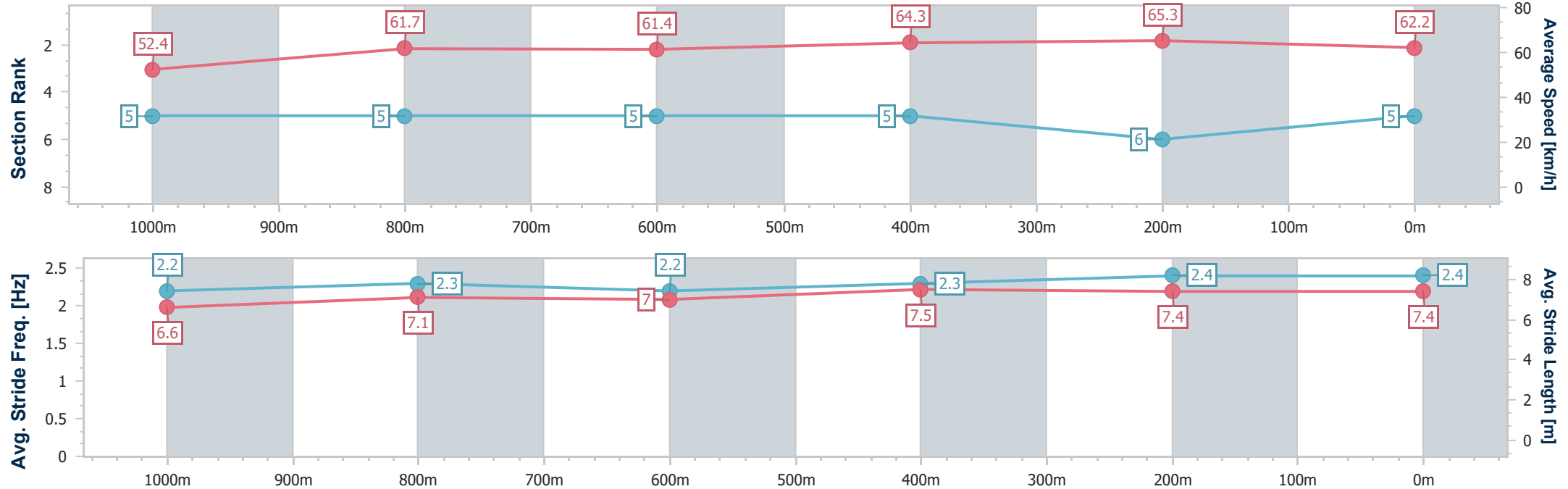
Horse/Jockey Name	Horrible Hank
Final Rank	5
Fastest Section Time (Section)	0:11.04 (400m)
Top Speed [km/h] (Section)	66.8 (400m)
Race State	Finished



RockhamptonProfessional
Race 1: TAB QTIS Three-Years-Old Handicap - 1200m
29 July 2025 - 12:40
Track Rating: Soft 6, Weather: Fine, Rail Position: +7m Entire



Section	Overall	1000m	800m	600m	400m	200m								
Section Times	1:10.97 [5] (0:13.77)	0:57.20 [5] (0:11.58)	0:45.62 [5] (0:11.78)	0:33.84 [5] (0:11.21)	0:22.63 [5] (0:11.04)	0:11.59 [6] (0:11.59)								
Average Speed [km/h]	52.4	61.7	61.4	64.3	65.3	62.2								
Top Speed [km/h]	62.8	62.5	62.3	66.7	66.8	64.9								
Avg. Dist. to Rail [m]	0.9	0.9	0.9	2.2	3.4	4.1								
Avg. Stride Freq. [Hz]	2.2	2.3	2.2	2.3	2.4	2.4								
Avg. Stride Length [m]	6.6	7.1	7.0	7.5	7.4	7.4								





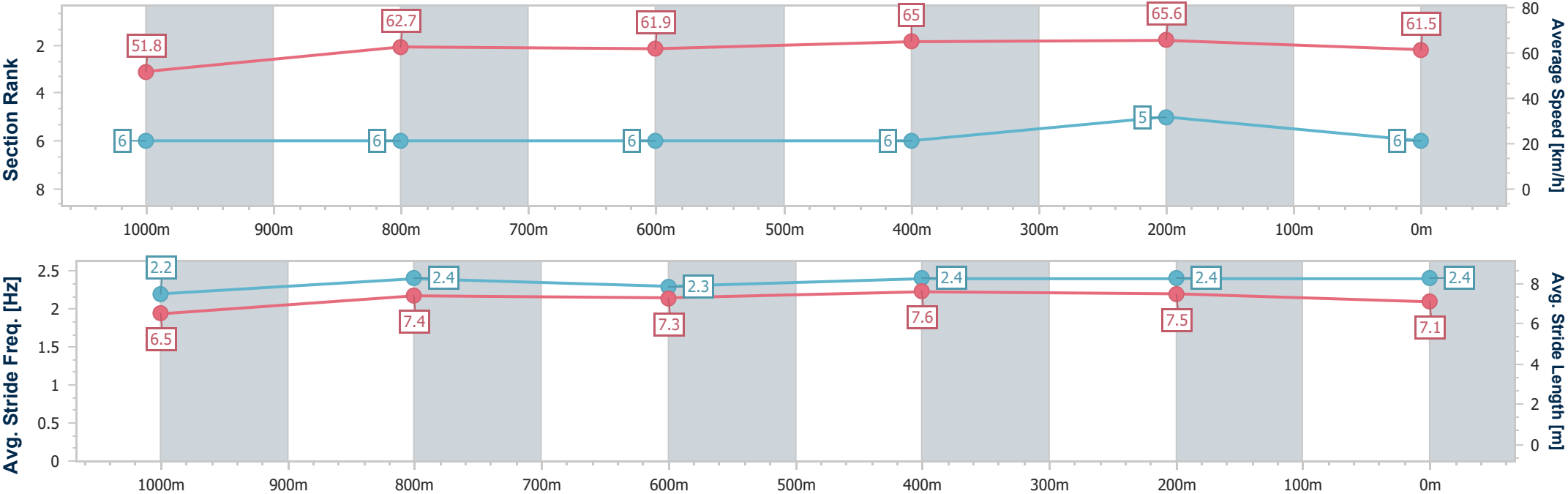
Horse/Jockey Name	Amberinger
Final Rank	6
Fastest Section Time (Section)	0:10.99 (400m)
Top Speed [km/h] (Section)	66.7 (400m)
Race State	Finished



RockhamptonProfessional
Race 1: TAB QTIS Three-Years-Old Handicap - 1200m
29 July 2025 - 12:40
Track Rating: Soft 6, Weather: Fine, Rail Position: +7m Entire



Section	Overall	1000m	800m	600m	400m	200m							
Section Times	1:11.03 [6] (0:13.95)	0:57.08 [6] (0:11.50)	0:45.58 [6] (0:11.80)	0:33.78 [6] (0:11.12)	0:22.66 [6] (0:10.99)	0:11.67 [5] (0:11.67)							
Average Speed [km/h]	51.8	62.7	61.9	65.0	65.6	61.5							
Top Speed [km/h]	62.6	63.6	63.7	66.0	66.7	64.9							
Avg. Dist. to Rail [m]	2.6	0.6	2.0	3.5	5.5	6.4							
Avg. Stride Freq. [Hz]	2.2	2.4	2.3	2.4	2.4	2.4							
Avg. Stride Length [m]	6.5	7.4	7.3	7.6	7.5	7.1							





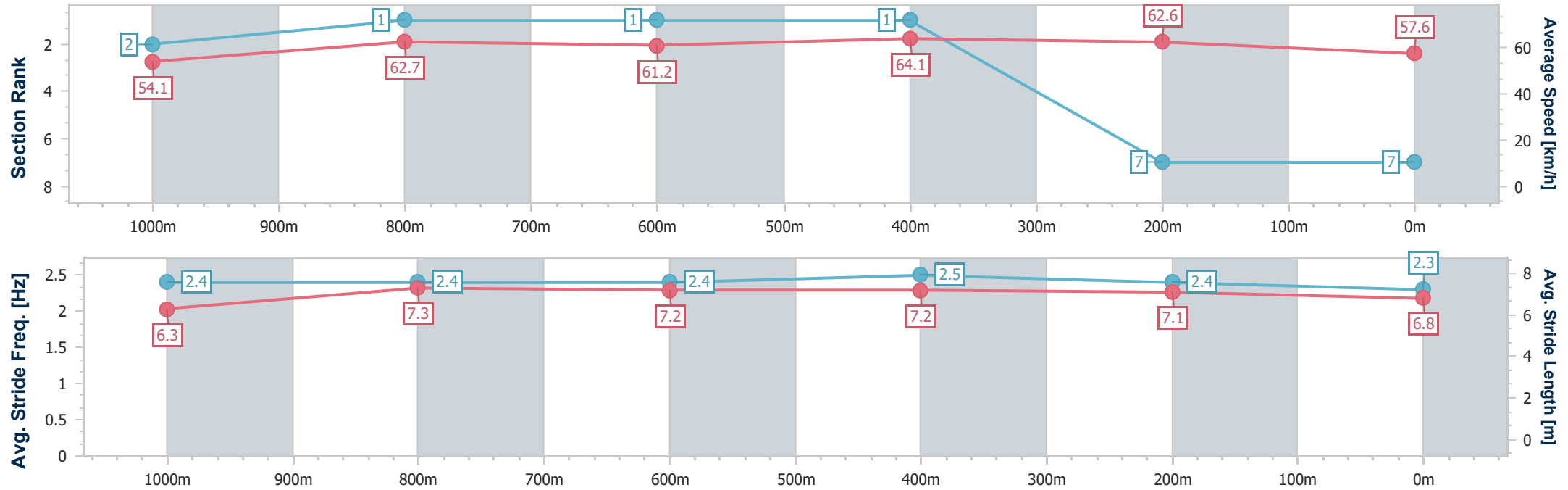
Horse/Jockey Name	Sunshinyday
Final Rank	7
Fastest Section Time (Section)	0:11.27 (600m)
Top Speed [km/h] (Section)	64.7 (600m)
Race State	Finished



RockhamptonProfessional
Race 1: TAB QTIS Three-Years-Old Handicap - 1200m
29 July 2025 - 12:40
Track Rating: Soft 6, Weather: Fine, Rail Position: +7m Entire



Section	Overall	1000m	800m	600m	400m	200m								
Section Times	1:11.97 [7] (0:13.28)	0:58.69 [2] (0:11.50)	0:47.19 [1] (0:11.92)	0:35.27 [1] (0:11.27)	0:24.00 [1] (0:11.47)	0:12.53 [7] (0:12.53)								
Average Speed [km/h]	54.1	62.7	61.2	64.1	62.6	57.6								
Top Speed [km/h]	64.2	64.2	62.5	64.7	64.5	59.8								
Avg. Dist. to Rail [m]	2.2	0.5	2.1	3.5	3.6	4.4								
Avg. Stride Freq. [Hz]	2.4	2.4	2.4	2.5	2.4	2.3								
Avg. Stride Length [m]	6.3	7.3	7.2	7.2	7.1	6.8								





Rockhampton Professional
Race 2: GREAT NORTHERN QTIS Two-Years-Old Maiden Handicap -
1050m
29 July 2025 - 13:16



Track Rating: Soft 6, Weather: Fine, Rail Position: +7m Entire

Section		Overall				1000m	800m	600m	400m	200m	Last 600m		
Field Times		1:01.10				0:56.59	0:45.87	0:34.68	0:23.50	0:12.02	0:34.68		
		(0:04.51)				(0:10.72)	(0:11.19)	(0:11.18)	(0:11.48)	(0:12.02)			
Rank	TAB	Horse/Jockey	Barrier	Top Speed [km/h]	Fastest Section							Margin	Distance Travelled [m]
1	4	NEXT LEGACY	6	67.4	0:04.54	1:01.10 [1]	0:56.56 [3]	0:45.31 [3]	0:34.26 [3]	0:23.38 [2]	0:12.02 [1]	1:01.10	0:34.26
		Raul Silvera Olivera		600m	Overall	(0:04.54)	(0:11.25)	(0:11.05)	(0:10.88)	(0:11.36)	(0:12.02)		
2	7	MILK MAID	1	68.4	0:04.77	1:01.64 [2]	0:56.87 [7]	0:45.34 [6]	0:34.31 [5]	0:23.61 [5]	0:12.25 [5]	3.16L	0:34.31 -1
		Ashley Butler		800m	Overall	(0:04.77)	(0:11.53)	(0:11.03)	(0:10.70)	(0:11.36)	(0:12.25)		
3	3	VIPER ROOM	10	67.4	0:04.63	1:01.72 [3]	0:57.09 [5]	0:45.73 [4]	0:34.74 [4]	0:23.81 [4]	0:12.48 [3]	3.67L	0:34.74 +3
		Scott Sheargold		800m	Overall	(0:04.63)	(0:11.36)	(0:10.99)	(0:10.93)	(0:11.33)	(0:12.48)		
4	5	TAYLOR'S RAGE	3	69.2	0:04.62	1:01.75 [4]	0:57.13 [4]	0:45.62 [5]	0:34.33 [6]	0:23.55 [6]	0:12.41 [4]	3.81L	0:34.33 +5
		Hannah Richardson		400m	Overall	(0:04.62)	(0:11.51)	(0:11.29)	(0:10.78)	(0:11.14)	(0:12.41)		
5	12	THE PALACE	5	67.9	0:05.00	1:01.84 [5]	0:56.84 [9]	0:45.23 [8]	0:33.64 [8]	0:22.83 [8]	0:11.74 [8]	4.35L	0:33.64 +2
		Tasha Chambers		600m	Overall	(0:05.00)	(0:11.61)	(0:11.59)	(0:10.81)	(0:11.09)	(0:11.74)		
6	13	LUNA READY	4	67.6	0:04.64	1:02.00 [6]	0:57.36 [6]	0:45.57 [7]	0:34.28 [7]	0:23.52 [7]	0:12.06 [7]	5.32L	0:34.28 +1
		Amy Graham		600m	Overall	(0:04.64)	(0:11.79)	(0:11.29)	(0:10.76)	(0:11.46)	(0:12.06)		
7	9	TENNYSON MISS	7	68.3	0:04.53	1:02.03 [7]	0:57.50 [2]	0:46.32 [2]	0:35.22 [2]	0:24.30 [3]	0:12.82 [2]	5.49L	0:35.22 +3
		Les Tilley		1000m	Overall	(0:04.53)	(0:11.18)	(0:11.10)	(0:10.92)	(0:11.48)	(0:12.82)		
8	2	I'M NOT GREY	9	68.6	0:04.94	1:03.31 [8]	0:58.37 [8]	0:46.55 [10]	0:34.92 [9]	0:24.13 [9]	0:12.75 [9]	13.01L	0:34.92 +3
		Adam Sewell		600m	Overall	(0:04.94)	(0:11.82)	(0:11.63)	(0:10.79)	(0:11.38)	(0:12.75)		
9	6	EMBEZZLES	8	69.7	0:04.51	1:03.50 [9]	0:58.99 [1]	0:48.27 [1]	0:37.08 [1]	0:25.90 [1]	0:13.97 [6]	14.13L	0:37.08 +3
		Brooke Johnson		1000m	Overall	(0:04.51)	(0:10.72)	(0:11.19)	(0:11.18)	(0:11.93)	(0:13.97)		
10	8	SPINALONG LASS	2	66.8	0:05.06	1:03.54 [10]	0:58.48 [10]	0:46.81 [9]	0:35.14 [10]	0:24.08 [10]	0:12.49 [10]	14.37L	0:35.14 +3
		Gabrielle Semmens		600m	Overall	(0:05.06)	(0:11.67)	(0:11.67)	(0:11.06)	(0:11.59)	(0:12.49)		

Scratched: Unfaithful (#10), Amber Affair (#11), Better Storm (#1)

Report Created: Tue 29 July 2025 13:32 GMT+10 (Note: Timing is based on position data)

Page 1/11

[] Ranking at each section and finish
-:-:- No data available at this section
NA No data available
SCN Saddle cloth number
DNF Did not finish
DNT Did not track

data processed by  TRIPLESDATA



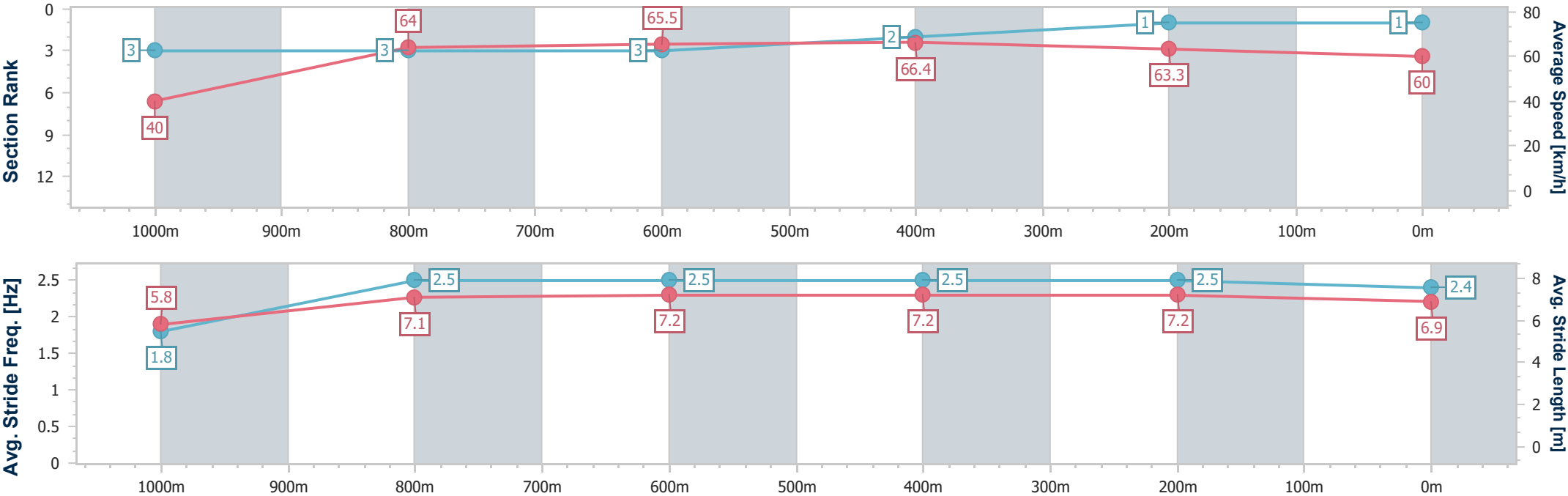
Horse/Jockey Name	Next Legacy
Final Rank	1
Fastest Section Time (Section)	0:04.54 (Overall)
Top Speed [km/h] (Section)	67.4 (600m)
Race State	Finished



RockhamptonProfessional
Race 2: GREAT NORTHERN QTIS Two-Years-Old Maiden
Handicap - 1050m
29 July 2025 - 13:16
Track Rating: Soft 6, Weather: Fine, Rail Position: +7m Entire



Section	Overall	1000m	800m	600m	400m	200m							
Section Times	1:01.10 [1] (0:04.54)	0:56.56 [3] (0:11.25)	0:45.31 [3] (0:11.05)	0:34.26 [3] (0:10.88)	0:23.38 [2] (0:11.36)	0:12.02 [1] (0:12.02)							
Average Speed [km/h]	40.0	64.0	65.5	66.4	63.3	60.0							
Top Speed [km/h]	56.0	67.0	67.4	67.4	65.4	62.2							
Avg. Dist. to Rail [m]	5.2	1.0	1.4	3.0	3.6	3.3							
Avg. Stride Freq. [Hz]	1.8	2.5	2.5	2.5	2.5	2.4							
Avg. Stride Length [m]	5.8	7.1	7.2	7.2	7.2	6.9							





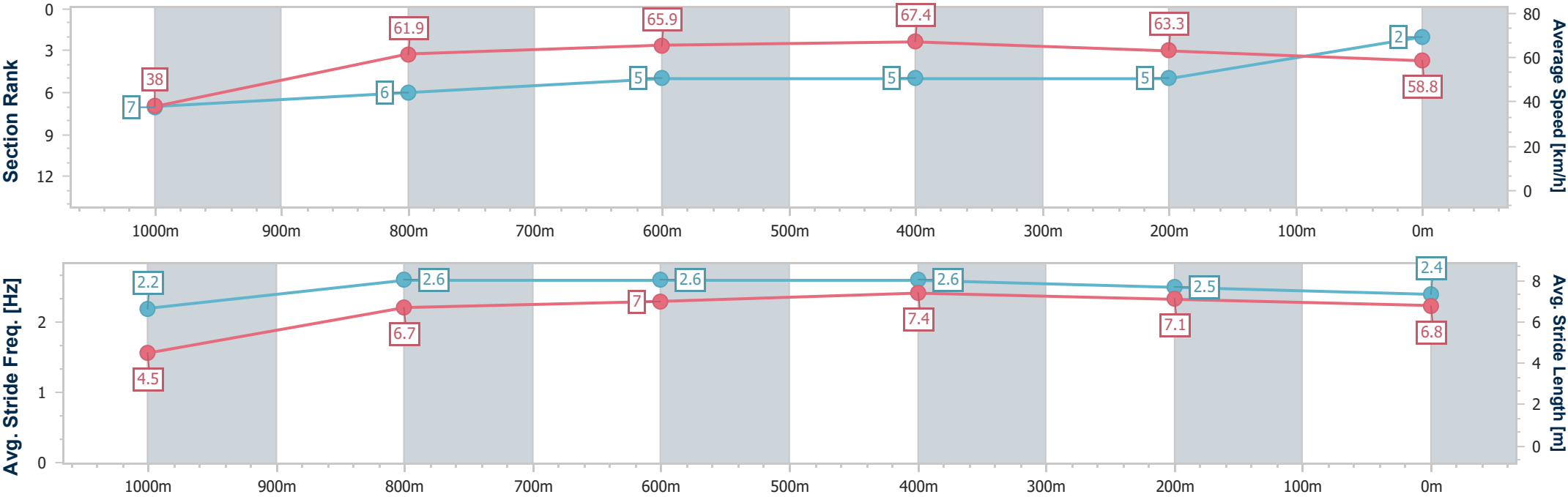
Horse/Jockey Name	Milk Maid
Final Rank	2
Fastest Section Time (Section)	0:04.77 (Overall)
Top Speed [km/h] (Section)	68.4 (800m)
Race State	Finished



RockhamptonProfessional
Race 2: GREAT NORTHERN QTIS Two-Years-Old Maiden
Handicap - 1050m
29 July 2025 - 13:16
Track Rating: Soft 6, Weather: Fine, Rail Position: +7m Entire



Section	Overall	1000m	800m	600m	400m	200m								
Section Times	1:01.64 [2] (0:04.77)	0:56.87 [7] (0:11.53)	0:45.34 [6] (0:11.03)	0:34.31 [5] (0:10.70)	0:23.61 [5] (0:11.36)	0:12.25 [5] (0:12.25)								
Average Speed [km/h]	38.0	61.9	65.9	67.4	63.3	58.8								
Top Speed [km/h]	55.9	63.1	68.4	68.3	66.3	61.2								
Avg. Dist. to Rail [m]	0.8	1.6	1.2	3.6	3.9	3.4								
Avg. Stride Freq. [Hz]	2.2	2.6	2.6	2.6	2.5	2.4								
Avg. Stride Length [m]	4.5	6.7	7.0	7.4	7.1	6.8								





Horse/Jockey Name	Viper Room
Final Rank	3
Fastest Section Time (Section)	0:04.63 (Overall)
Top Speed [km/h] (Section)	67.4 (800m)
Race State	Finished

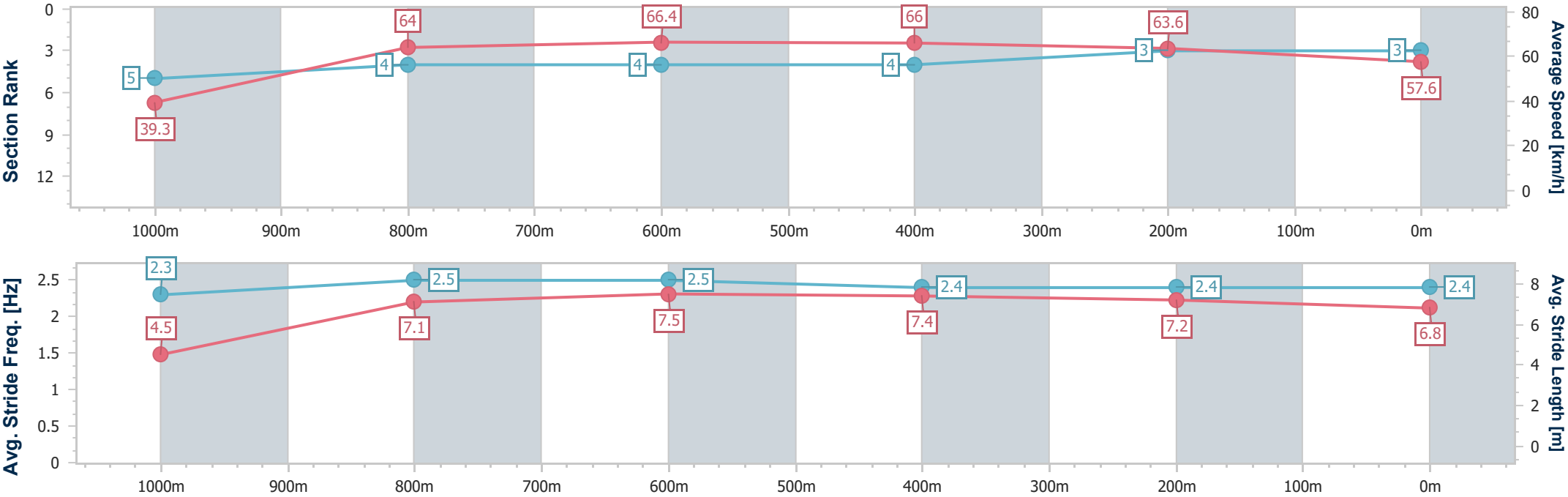


RockhamptonProfessional
Race 2: GREAT NORTHERN QTIS Two-Years-Old Maiden
Handicap - 1050m
29 July 2025 - 13:16



Track Rating: Soft 6, Weather: Fine, Rail Position: +7m Entire

Section	Overall	1000m	800m	600m	400m	200m								
Section Times	1:01.72 [3] (0:04.63)	0:57.09 [5] (0:11.36)	0:45.73 [4] (0:10.99)	0:34.74 [4] (0:10.93)	0:23.81 [4] (0:11.33)	0:12.48 [3] (0:12.48)								
Average Speed [km/h]	39.3	64.0	66.4	66.0	63.6	57.6								
Top Speed [km/h]	56.4	65.9	67.4	66.7	66.3	60.6								
Avg. Dist. to Rail [m]	8.7	2.7	1.7	3.4	5.0	5.8								
Avg. Stride Freq. [Hz]	2.3	2.5	2.5	2.4	2.4	2.4								
Avg. Stride Length [m]	4.5	7.1	7.5	7.4	7.2	6.8								





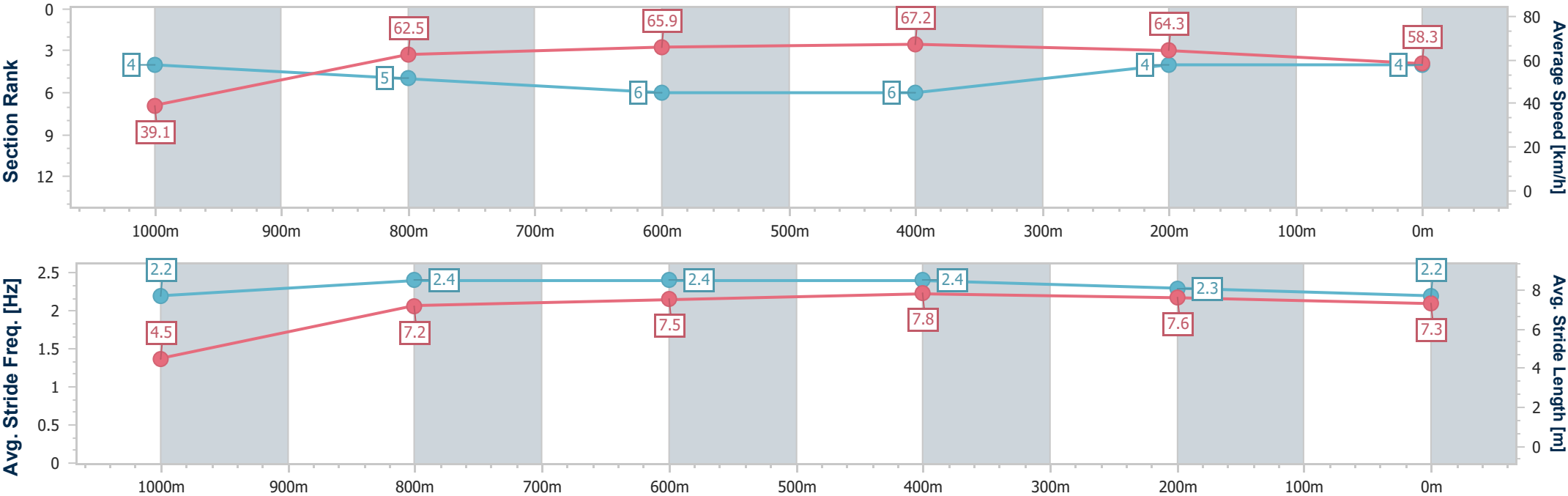
Horse/Jockey Name	Taylor's Rage
Final Rank	4
Fastest Section Time (Section)	0:04.62 (Overall)
Top Speed [km/h] (Section)	69.2 (400m)
Race State	Finished



RockhamptonProfessional
Race 2: GREAT NORTHERN QTIS Two-Years-Old Maiden
Handicap - 1050m
29 July 2025 - 13:16
Track Rating: Soft 6, Weather: Fine, Rail Position: +7m Entire



Section	Overall	1000m	800m	600m	400m	200m								
Section Times	1:01.75 [4] (0:04.62)	0:57.13 [4] (0:11.51)	0:45.62 [5] (0:11.29)	0:34.33 [6] (0:10.78)	0:23.55 [6] (0:11.14)	0:12.41 [4] (0:12.41)								
Average Speed [km/h]	39.1	62.5	65.9	67.2	64.3	58.3								
Top Speed [km/h]	57.5	64.8	69.0	69.1	69.2	61.5								
Avg. Dist. to Rail [m]	2.6	0.6	3.9	5.1	7.8	9.5								
Avg. Stride Freq. [Hz]	2.2	2.4	2.4	2.4	2.3	2.2								
Avg. Stride Length [m]	4.5	7.2	7.5	7.8	7.6	7.3								





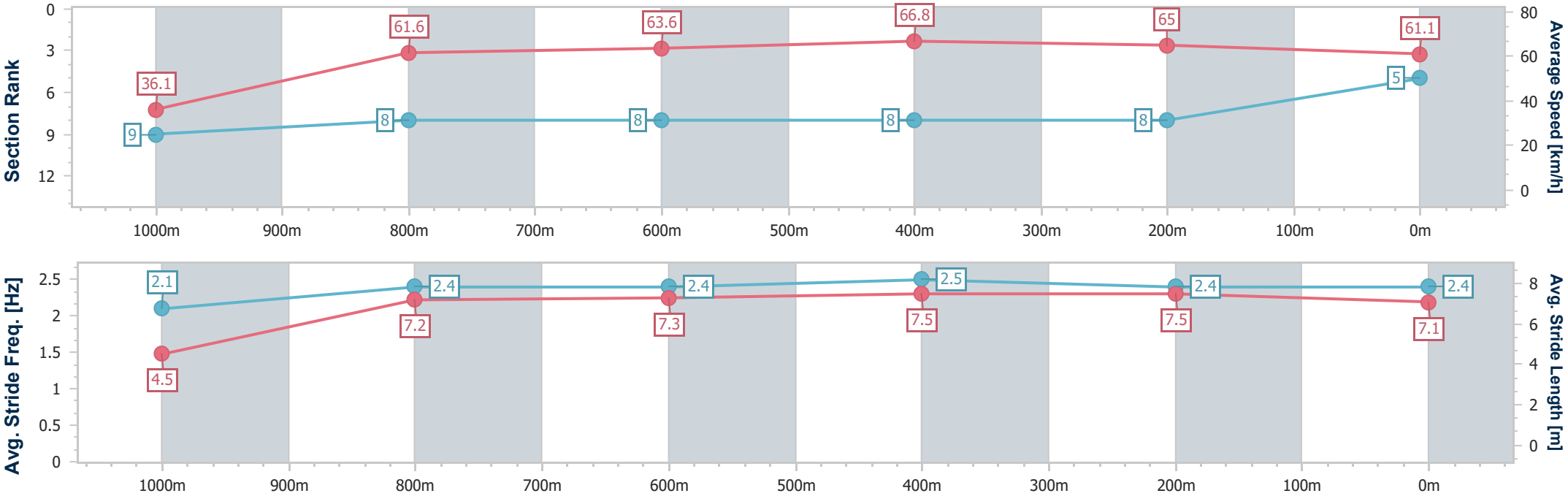
Horse/Jockey Name	The Palace
Final Rank	5
Fastest Section Time (Section)	0:05.00 (Overall)
Top Speed [km/h] (Section)	67.9 (600m)
Race State	Finished



RockhamptonProfessional
Race 2: GREAT NORTHERN QTIS Two-Years-Old Maiden
Handicap - 1050m
29 July 2025 - 13:16
Track Rating: Soft 6, Weather: Fine, Rail Position: +7m Entire



Section	Overall	1000m	800m	600m	400m	200m								
Section Times	1:01.84 [5] (0:05.00)	0:56.84 [9] (0:11.61)	0:45.23 [8] (0:11.59)	0:33.64 [8] (0:10.81)	0:22.83 [8] (0:11.09)	0:11.74 [8] (0:11.74)								
Average Speed [km/h]	36.1	61.6	63.6	66.8	65.0	61.1								
Top Speed [km/h]	54.7	63.5	65.8	67.9	66.2	64.7								
Avg. Dist. to Rail [m]	3.6	1.2	2.7	5.2	6.7	8.7								
Avg. Stride Freq. [Hz]	2.1	2.4	2.4	2.5	2.4	2.4								
Avg. Stride Length [m]	4.5	7.2	7.3	7.5	7.5	7.1								





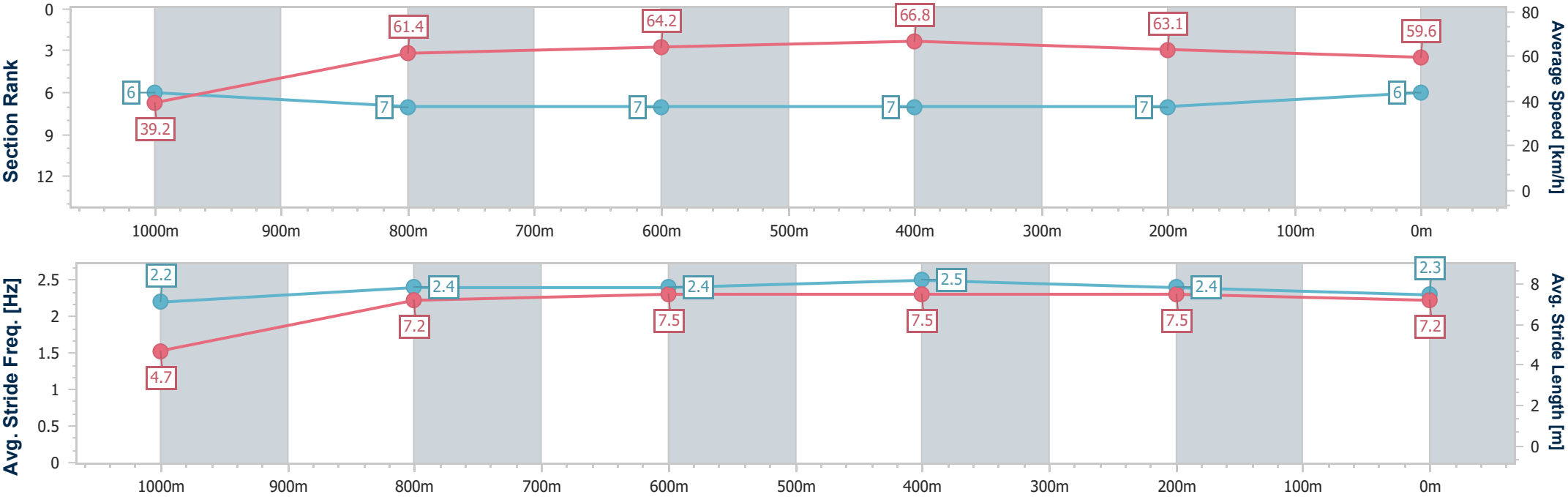
Horse/Jockey Name	Luna Ready
Final Rank	6
Fastest Section Time (Section)	0:04.64 (Overall)
Top Speed [km/h] (Section)	67.6 (600m)
Race State	Finished



RockhamptonProfessional
Race 2: GREAT NORTHERN QTIS Two-Years-Old Maiden
Handicap - 1050m
29 July 2025 - 13:16
Track Rating: Soft 6, Weather: Fine, Rail Position: +7m Entire



Section	Overall	1000m	800m	600m	400m	200m								
Section Times	1:02.00 [6] (0:04.64)	0:57.36 [6] (0:11.79)	0:45.57 [7] (0:11.29)	0:34.28 [7] (0:10.76)	0:23.52 [7] (0:11.46)	0:12.06 [7] (0:12.06)								
Average Speed [km/h]	39.2	61.4	64.2	66.8	63.1	59.6								
Top Speed [km/h]	56.1	62.9	66.3	67.6	65.8	61.7								
Avg. Dist. to Rail [m]	3.3	1.2	1.0	1.7	2.4	5.4								
Avg. Stride Freq. [Hz]	2.2	2.4	2.4	2.5	2.4	2.3								
Avg. Stride Length [m]	4.7	7.2	7.5	7.5	7.5	7.2								





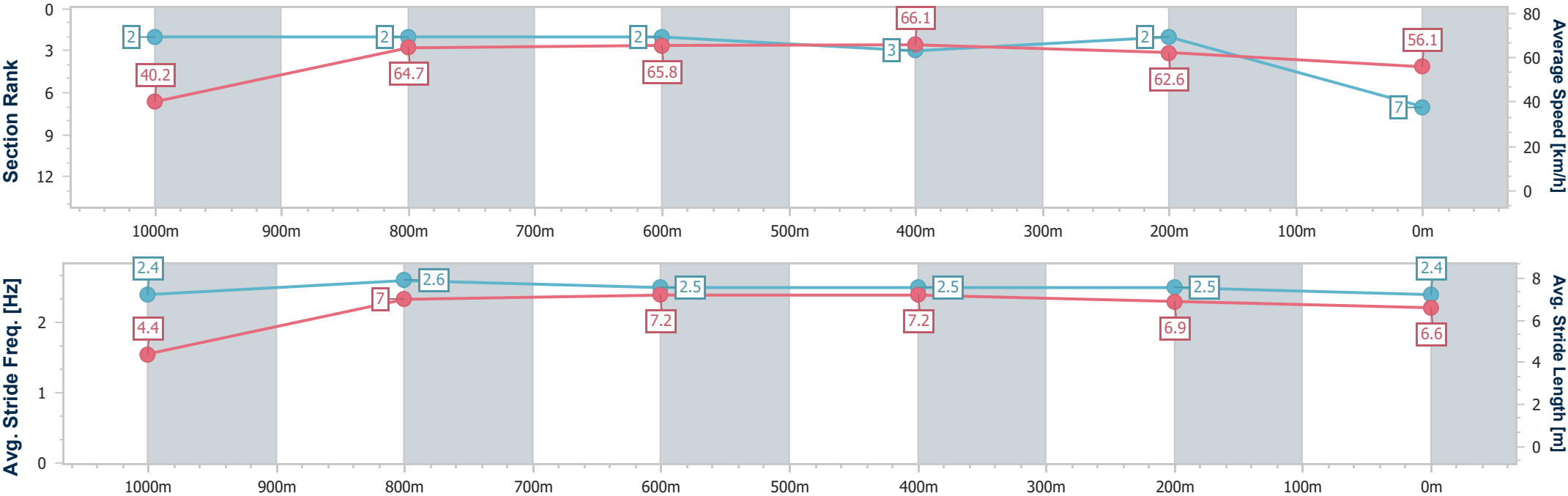
Horse/Jockey Name	Tennyson Miss
Final Rank	7
Fastest Section Time (Section)	0:04.53 (Overall)
Top Speed [km/h] (Section)	68.3 (1000m)
Race State	Finished



RockhamptonProfessional
Race 2: GREAT NORTHERN QTIS Two-Years-Old Maiden
Handicap - 1050m
29 July 2025 - 13:16
Track Rating: Soft 6, Weather: Fine, Rail Position: +7m Entire



Section	Overall	1000m	800m	600m	400m	200m								
Section Times	1:02.03 [7] (0:04.53)	0:57.50 [2] (0:11.18)	0:46.32 [2] (0:11.10)	0:35.22 [2] (0:10.92)	0:24.30 [3] (0:11.48)	0:12.82 [2] (0:12.82)								
Average Speed [km/h]	40.2	64.7	65.8	66.1	62.6	56.1								
Top Speed [km/h]	58.1	68.3	68.0	66.4	65.8	60.8								
Avg. Dist. to Rail [m]	5.8	1.4	2.2	3.2	4.2	5.1								
Avg. Stride Freq. [Hz]	2.4	2.6	2.5	2.5	2.5	2.4								
Avg. Stride Length [m]	4.4	7.0	7.2	7.2	6.9	6.6								





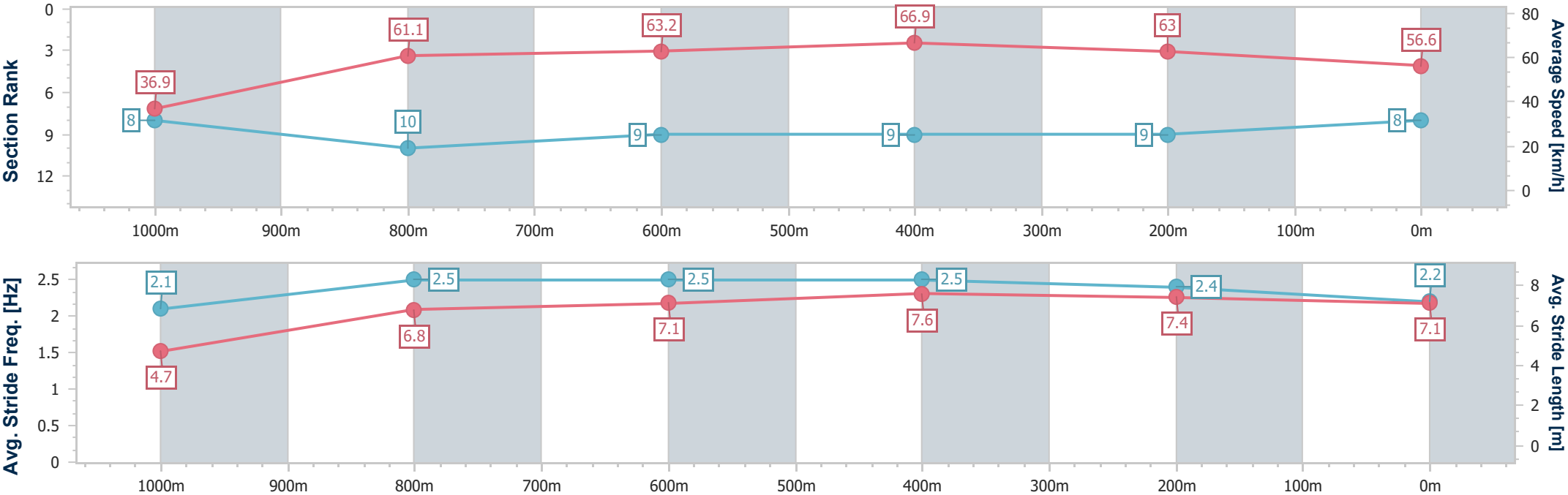
Horse/Jockey Name	I'm Not Grey
Final Rank	8
Fastest Section Time (Section)	0:04.94 (Overall)
Top Speed [km/h] (Section)	68.6 (600m)
Race State	Finished



RockhamptonProfessional
Race 2: GREAT NORTHERN QTIS Two-Years-Old Maiden
Handicap - 1050m
29 July 2025 - 13:16
Track Rating: Soft 6, Weather: Fine, Rail Position: +7m Entire



Section	Overall	1000m	800m	600m	400m	200m								
Section Times	1:03.31 [8] (0:04.94)	0:58.37 [8] (0:11.82)	0:46.55 [10] (0:11.63)	0:34.92 [9] (0:10.79)	0:24.13 [9] (0:11.38)	0:12.75 [9] (0:12.75)								
Average Speed [km/h]	36.9	61.1	63.2	66.9	63.0	56.6								
Top Speed [km/h]	53.7	62.8	67.0	68.6	65.9	60.6								
Avg. Dist. to Rail [m]	7.1	1.3	2.4	2.6	2.8	3.8								
Avg. Stride Freq. [Hz]	2.1	2.5	2.5	2.5	2.4	2.2								
Avg. Stride Length [m]	4.7	6.8	7.1	7.6	7.4	7.1								





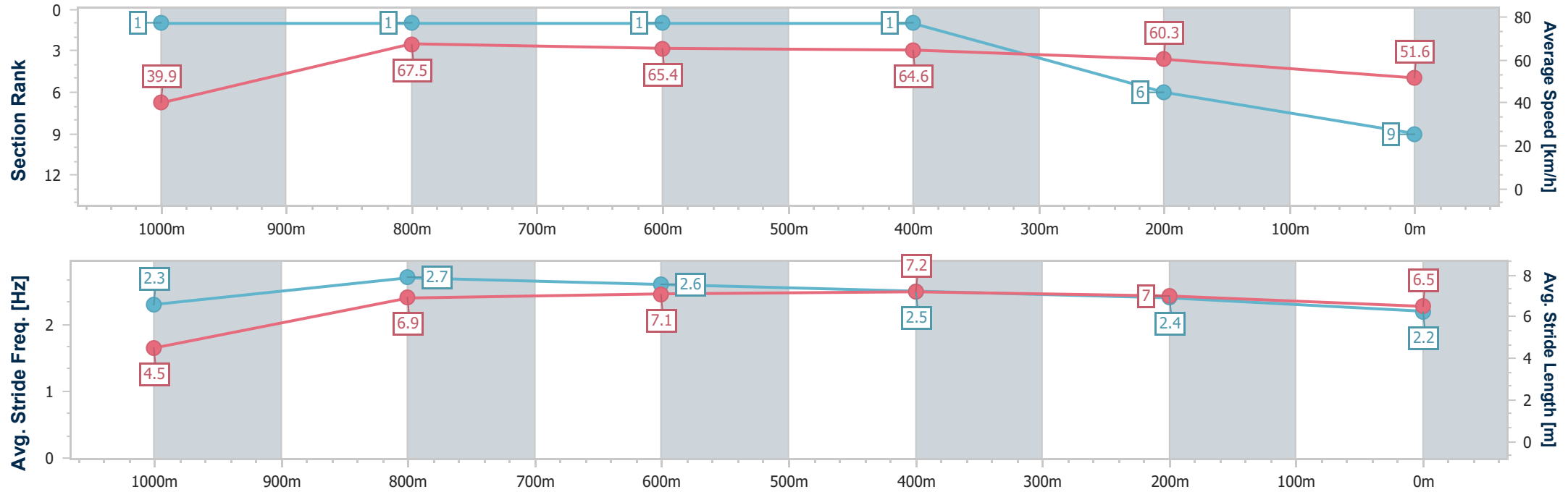
Horse/Jockey Name	Embezzles
Final Rank	9
Fastest Section Time (Section)	0:04.51 (Overall)
Top Speed [km/h] (Section)	69.7 (1000m)
Race State	Finished



RockhamptonProfessional
Race 2: GREAT NORTHERN QTIS Two-Years-Old Maiden
Handicap - 1050m
29 July 2025 - 13:16
Track Rating: Soft 6, Weather: Fine, Rail Position: +7m Entire



Section	Overall	1000m	800m	600m	400m	200m								
Section Times	1:03.50 [9] (0:04.51)	0:58.99 [1] (0:10.72)	0:48.27 [1] (0:11.19)	0:37.08 [1] (0:11.18)	0:25.90 [1] (0:11.93)	0:13.97 [6] (0:13.97)								
Average Speed [km/h]	39.9	67.5	65.4	64.6	60.3	51.6								
Top Speed [km/h]	60.0	69.7	68.0	65.0	64.6	56.4								
Avg. Dist. to Rail [m]	6.7	1.8	2.0	2.9	2.9	3.4								
Avg. Stride Freq. [Hz]	2.3	2.7	2.6	2.5	2.4	2.2								
Avg. Stride Length [m]	4.5	6.9	7.1	7.2	7.0	6.5								





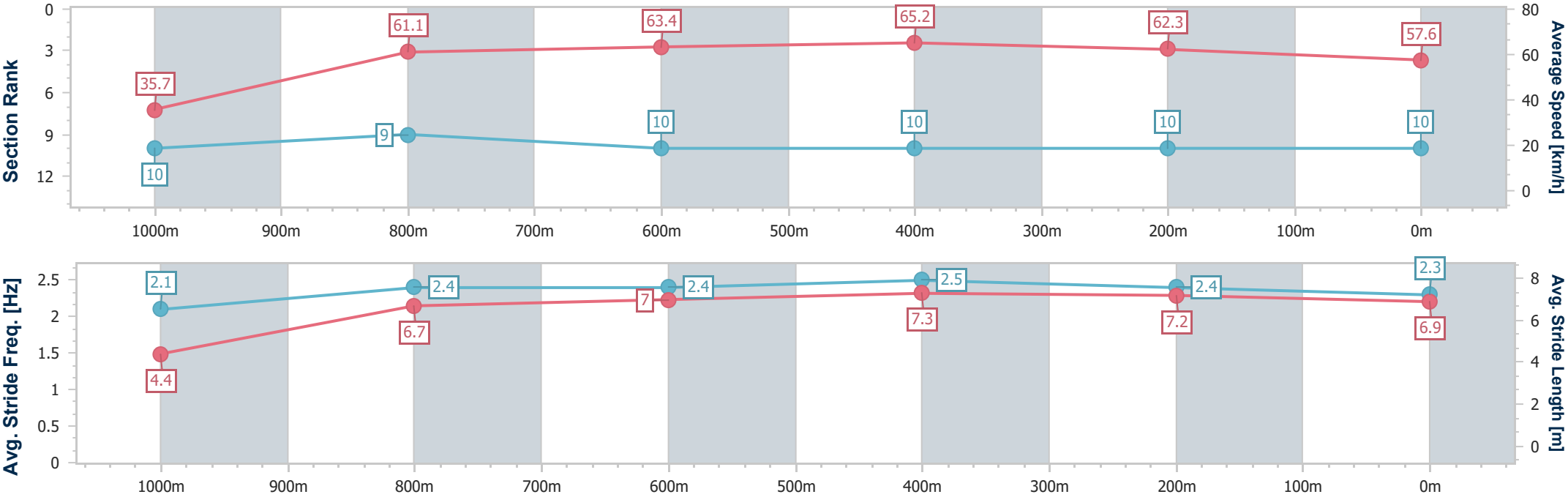
Horse/Jockey Name	Spinalong Lass
Final Rank	10
Fastest Section Time (Section)	0:05.06 (Overall)
Top Speed [km/h] (Section)	66.8 (600m)
Race State	Finished



RockhamptonProfessional
Race 2: GREAT NORTHERN QTIS Two-Years-Old Maiden
Handicap - 1050m
29 July 2025 - 13:16
Track Rating: Soft 6, Weather: Fine, Rail Position: +7m Entire



Section	Overall	1000m	800m	600m	400m	200m							
Section Times	1:03.54 [10] (0:05.06)	0:58.48 [10] (0:11.67)	0:46.81 [9] (0:11.67)	0:35.14 [10] (0:11.06)	0:24.08 [10] (0:11.59)	0:12.49 [10] (0:12.49)							
Average Speed [km/h]	35.7	61.1	63.4	65.2	62.3	57.6							
Top Speed [km/h]	55.5	63.0	64.4	66.8	64.0	60.2							
Avg. Dist. to Rail [m]	0.7	1.0	3.2	5.3	6.4	9.3							
Avg. Stride Freq. [Hz]	2.1	2.4	2.4	2.5	2.4	2.3							
Avg. Stride Length [m]	4.4	6.7	7.0	7.3	7.2	6.9							





Rockhampton Professional
Race 3: CQ FASTENERS & CONSTRUCTION SUPPLIES BM60 Handicap -
1050m
29 July 2025 - 13:55



Track Rating: Soft 6, Weather: Fine, Rail Position: +7m Entire

Section						Overall	1000m	800m	600m	400m	200m	Last 600m		
Field Times						1:00.85 (0:04.57)	0:56.28 (0:11.94)	0:44.34 (0:11.56)	0:32.78 (0:10.81)	0:21.97 (0:10.66)	0:11.31 (0:11.31)	0:32.78		
Rank	TAB	Horse/Jockey	Barrier	Top Speed [km/h]	Fastest Section							Margin	Distance Travelled [m]	
1	2	PRETTY SLICK	2	68.5	0:04.57	1:00.85 [1]	0:56.28 [1]	0:44.34 [1]	0:32.78 [1]	0:21.97 [1]	0:11.31 [1]	1:00.85	0:32.78	
		Ashley Butler		400m	Overall	(0:04.57)	(0:11.94)	(0:11.56)	(0:10.81)	(0:10.66)	(0:11.31)			
2	1	DEVIL DEVIL	7	70.2	0:05.14	1:01.15 [2]	0:56.01 [6]	0:43.82 [6]	0:32.47 [6]	0:21.72 [6]	0:11.30 [3]	1.74L	0:32.47	+3
		Ryan Wiggins		400m	Overall	(0:05.14)	(0:12.19)	(0:11.35)	(0:10.75)	(0:10.42)	(0:11.30)			
3	3	RIDEAU	3	68.7	0:04.77	1:01.20 [3]	0:56.43 [2]	0:44.58 [2]	0:33.00 [2]	0:22.12 [2]	0:11.45 [2]	2.05L	0:33.00	+3
		Bailey Wheeler		600m	Overall	(0:04.77)	(0:11.85)	(0:11.58)	(0:10.88)	(0:10.67)	(0:11.45)			
4	4	THUNDER MANIA	5	68.3	0:04.83	1:01.79 [4]	0:56.96 [3]	0:44.84 [4]	0:33.34 [4]	0:22.51 [3]	0:11.65 [4]	5.51L	0:33.34	+4
		Raul Silvera Olivera		600m	Overall	(0:04.83)	(0:12.12)	(0:11.50)	(0:10.83)	(0:10.86)	(0:11.65)			
5	5	UNCUT GEM	4	68.4	0:05.04	1:01.83 [5]	0:56.79 [5]	0:45.02 [3]	0:33.40 [3]	0:22.52 [4]	0:11.67 [5]	5.74L	0:33.40	+1
		Chloe Lowe		600m	Overall	(0:05.04)	(0:11.77)	(0:11.62)	(0:10.88)	(0:10.85)	(0:11.67)			
6	9	BULL DIMPLE RUM	1	68.8	0:05.97	1:02.22 [6]	0:56.25 [7]	0:44.16 [7]	0:33.13 [7]	0:22.49 [7]	0:11.72 [7]	8.07L	0:33.13	+2
		Amy Graham		800m	Overall	(0:05.97)	(0:12.09)	(0:11.03)	(0:10.64)	(0:10.77)	(0:11.72)			
7	6	BRAVE COWBOY BILL	6	68.8	0:05.02	1:02.39 [7]	0:57.37 [4]	0:45.20 [5]	0:33.76 [5]	0:23.00 [5]	0:12.07 [6]	9.02L	0:33.76	+3
		Scott Sheargold		600m	Overall	(0:05.02)	(0:12.17)	(0:11.44)	(0:10.76)	(0:10.93)	(0:12.07)			

Scratched: Rowdash (#8), Miss De Blaas (#7)



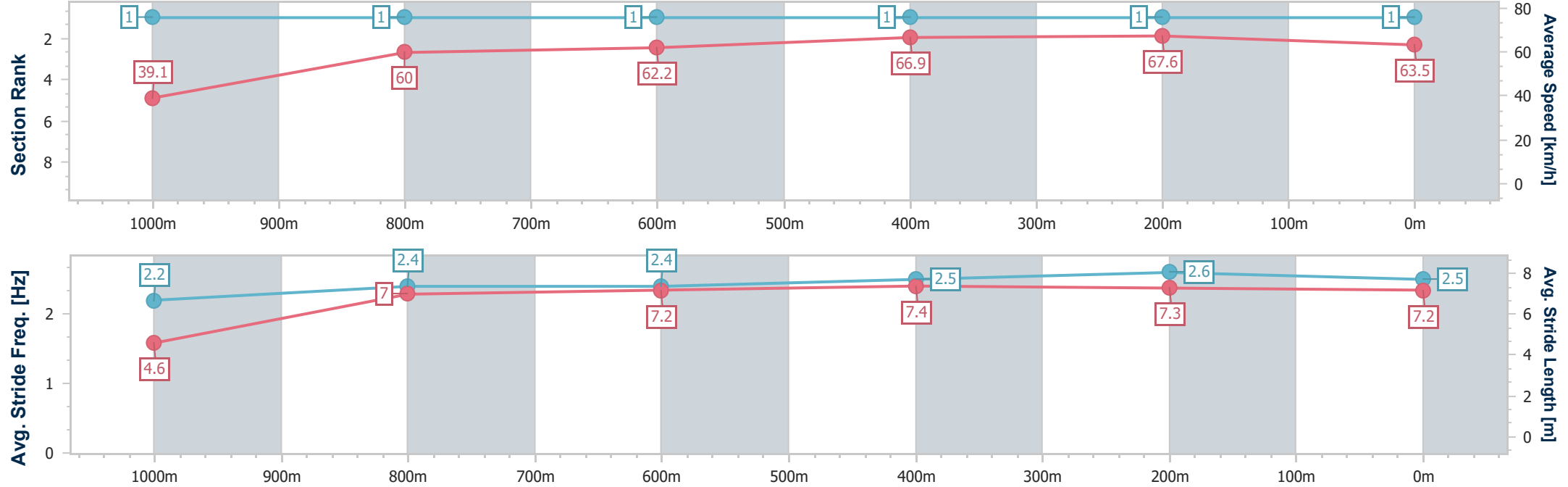
Horse/Jockey Name	Pretty Slick
Final Rank	1
Fastest Section Time (Section)	0:04.57 (Overall)
Top Speed [km/h] (Section)	68.5 (400m)
Race State	Finished



RockhamptonProfessional
Race 3: CQ FASTENERS & CONSTRUCTION SUPPLIES BM60
Handicap - 1050m
29 July 2025 - 13:55
Track Rating: Soft 6, Weather: Fine, Rail Position: +7m Entire



Section	Overall	1000m	800m	600m	400m	200m							
Section Times	1:00.85 [1] (0:04.57)	0:56.28 [1] (0:11.94)	0:44.34 [1] (0:11.56)	0:32.78 [1] (0:10.81)	0:21.97 [1] (0:10.66)	0:11.31 [1] (0:11.31)							
Average Speed [km/h]	39.1	60.0	62.2	66.9	67.6	63.5							
Top Speed [km/h]	55.4	62.2	64.1	68.2	68.5	67.2							
Avg. Dist. to Rail [m]	2.2	0.7	0.7	1.5	1.6	2.0							
Avg. Stride Freq. [Hz]	2.2	2.4	2.4	2.5	2.6	2.5							
Avg. Stride Length [m]	4.6	7.0	7.2	7.4	7.3	7.2							





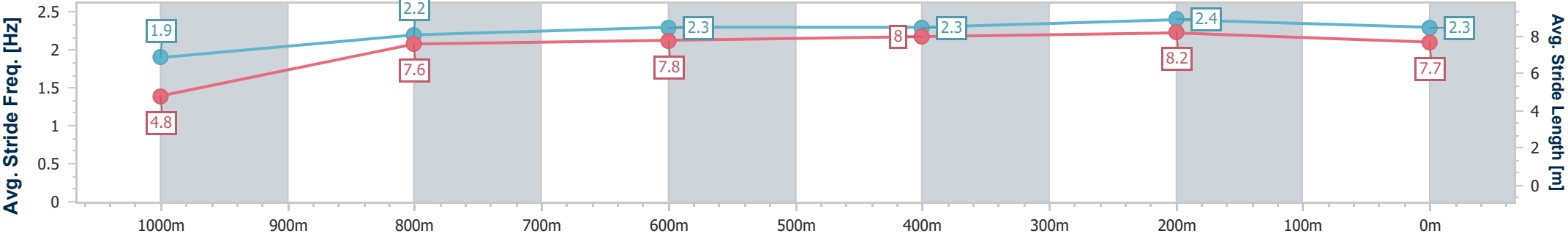
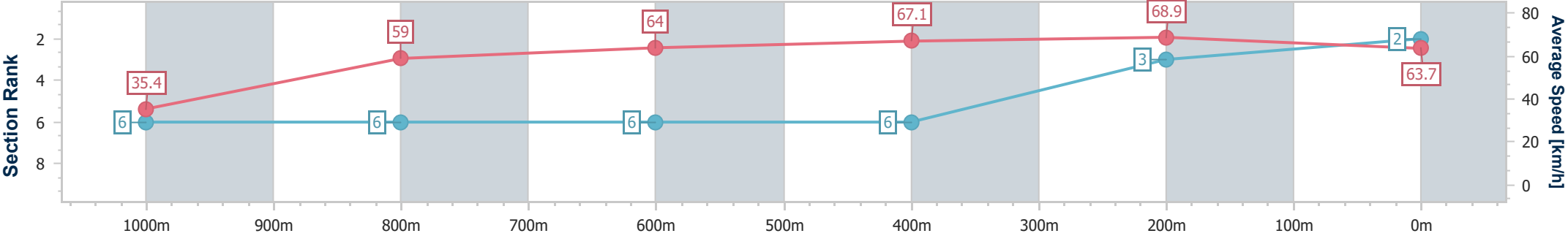
Horse/Jockey Name	Devil Devil
Final Rank	2
Fastest Section Time (Section)	0:05.14 (Overall)
Top Speed [km/h] (Section)	70.2 (400m)
Race State	Finished



RockhamptonProfessional
Race 3: CQ FASTENERS & CONSTRUCTION SUPPLIES BM60
Handicap - 1050m
29 July 2025 - 13:55
Track Rating: Soft 6, Weather: Fine, Rail Position: +7m Entire



Section	Overall	1000m	800m	600m	400m	200m							
Section Times	1:01.15 [2] (0:05.14)	0:56.01 [6] (0:12.19)	0:43.82 [6] (0:11.35)	0:32.47 [6] (0:10.75)	0:21.72 [6] (0:10.42)	0:11.30 [3] (0:11.30)							
Average Speed [km/h]	35.4	59.0	64.0	67.1	68.9	63.7							
Top Speed [km/h]	50.4	62.9	65.4	69.9	70.2	66.9							
Avg. Dist. to Rail [m]	5.6	0.9	1.2	2.9	4.0	4.0							
Avg. Stride Freq. [Hz]	1.9	2.2	2.3	2.3	2.4	2.3							
Avg. Stride Length [m]	4.8	7.6	7.8	8.0	8.2	7.7							





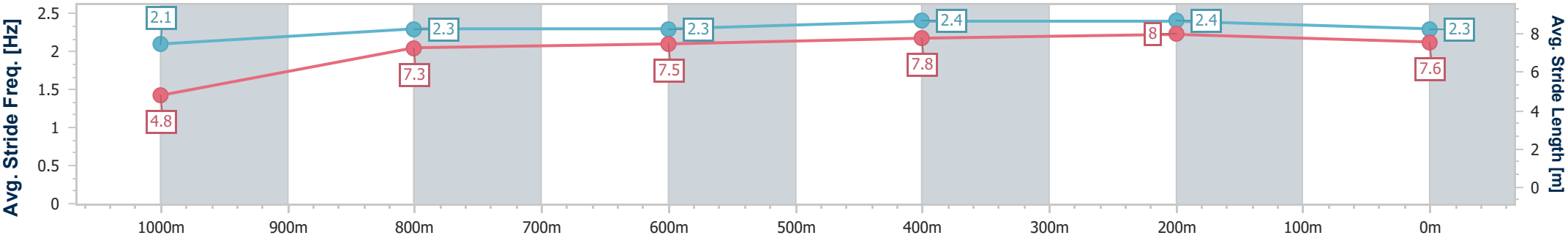
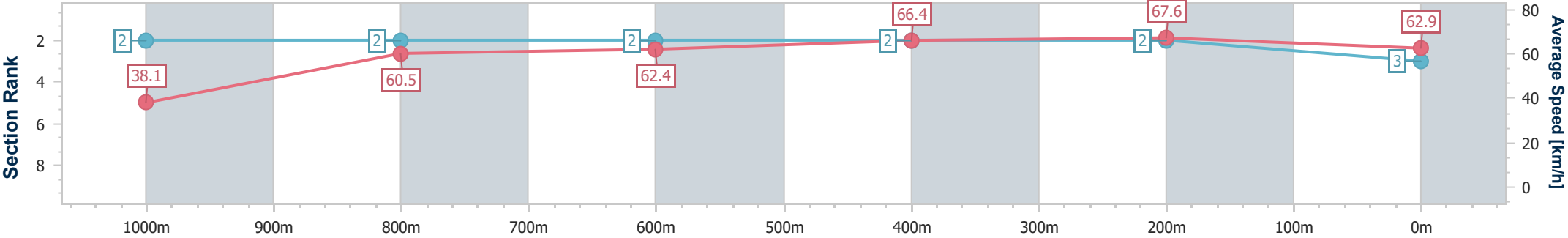
Horse/Jockey Name	Rideau
Final Rank	3
Fastest Section Time (Section)	0:04.77 (Overall)
Top Speed [km/h] (Section)	68.7 (600m)
Race State	Finished



RockhamptonProfessional
Race 3: CQ FASTENERS & CONSTRUCTION SUPPLIES BM60
Handicap - 1050m
29 July 2025 - 13:55
Track Rating: Soft 6, Weather: Fine, Rail Position: +7m Entire



Section	Overall	1000m	800m	600m	400m	200m								
Section Times	1:01.20 [3] (0:04.77)	0:56.43 [2] (0:11.85)	0:44.58 [2] (0:11.58)	0:33.00 [2] (0:10.88)	0:22.12 [2] (0:10.67)	0:11.45 [2] (0:11.45)								
Average Speed [km/h]	38.1	60.5	62.4	66.4	67.6	62.9								
Top Speed [km/h]	55.5	62.3	64.1	68.7	68.6	65.5								
Avg. Dist. to Rail [m]	2.1	0.6	1.0	2.9	3.7	3.2								
Avg. Stride Freq. [Hz]	2.1	2.3	2.3	2.4	2.4	2.3								
Avg. Stride Length [m]	4.8	7.3	7.5	7.8	8.0	7.6								





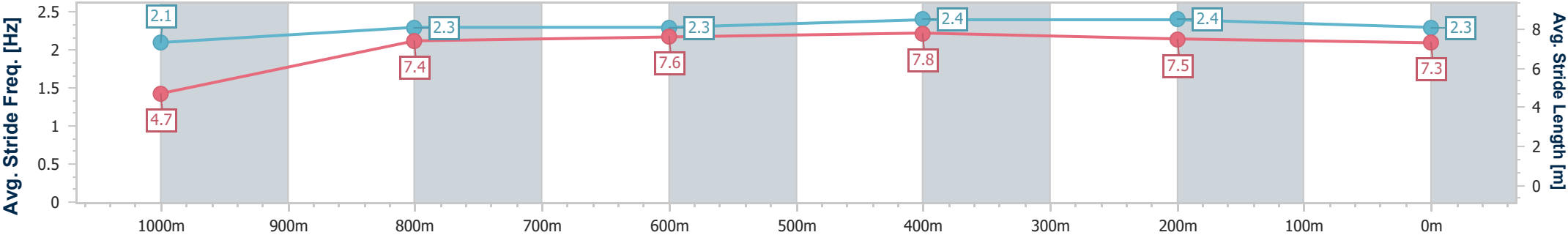
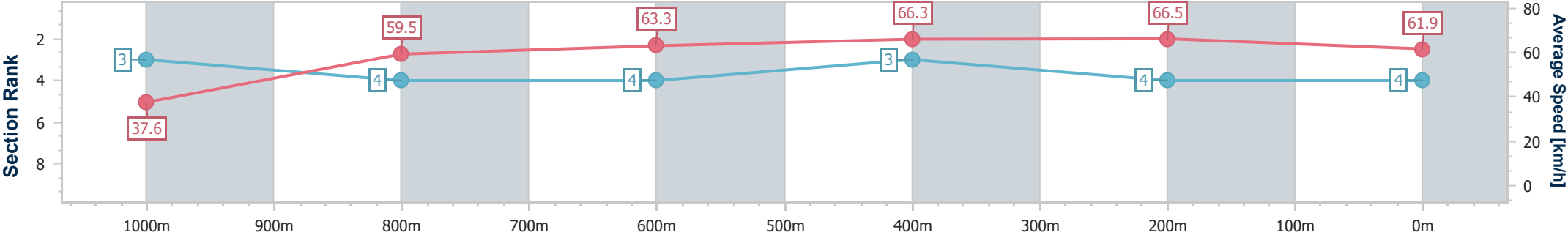
Horse/Jockey Name	Thunder Mania
Final Rank	4
Fastest Section Time (Section)	0:04.83 (Overall)
Top Speed [km/h] (Section)	68.3 (600m)
Race State	Finished



RockhamptonProfessional
Race 3: CQ FASTENERS & CONSTRUCTION SUPPLIES BM60
Handicap - 1050m
29 July 2025 - 13:55
Track Rating: Soft 6, Weather: Fine, Rail Position: +7m Entire



Section	Overall	1000m	800m	600m	400m	200m								
Section Times	1:01.79 [4] (0:04.83)	0:56.96 [3] (0:12.12)	0:44.84 [4] (0:11.50)	0:33.34 [4] (0:10.83)	0:22.51 [3] (0:10.86)	0:11.65 [4] (0:11.65)								
Average Speed [km/h]	37.6	59.5	63.3	66.3	66.5	61.9								
Top Speed [km/h]	52.0	61.7	65.3	68.3	67.8	65.3								
Avg. Dist. to Rail [m]	3.9	0.6	1.5	3.5	4.9	4.8								
Avg. Stride Freq. [Hz]	2.1	2.3	2.3	2.4	2.4	2.3								
Avg. Stride Length [m]	4.7	7.4	7.6	7.8	7.5	7.3								





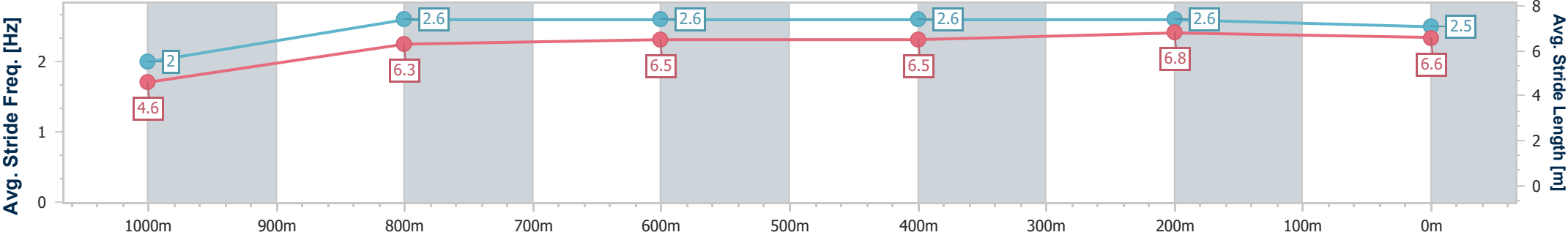
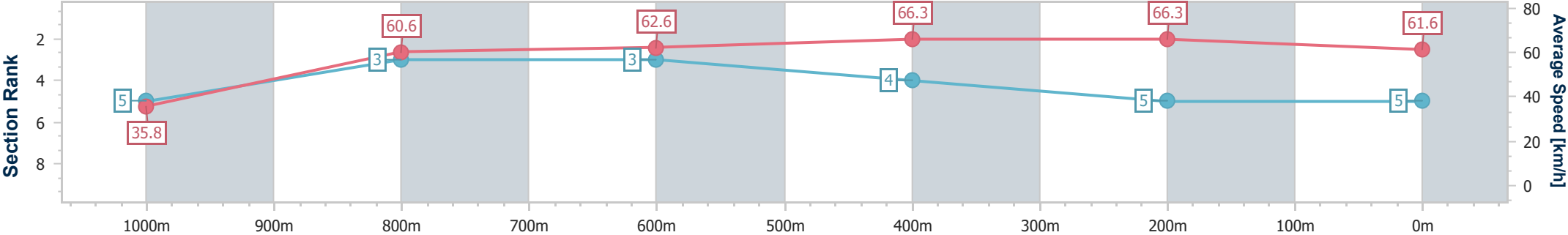
Horse/Jockey Name	Uncut Gem
Final Rank	5
Fastest Section Time (Section)	0:05.04 (Overall)
Top Speed [km/h] (Section)	68.4 (600m)
Race State	Finished



RockhamptonProfessional
Race 3: CQ FASTENERS & CONSTRUCTION SUPPLIES BM60
Handicap - 1050m
29 July 2025 - 13:55
Track Rating: Soft 6, Weather: Fine, Rail Position: +7m Entire



Section	Overall	1000m	800m	600m	400m	200m								
Section Times	1:01.83 [5] (0:05.04)	0:56.79 [5] (0:11.77)	0:45.02 [3] (0:11.62)	0:33.40 [3] (0:10.88)	0:22.52 [4] (0:10.85)	0:11.67 [5] (0:11.67)								
Average Speed [km/h]	35.8	60.6	62.6	66.3	66.3	61.6								
Top Speed [km/h]	54.0	62.8	63.3	68.4	67.9	64.6								
Avg. Dist. to Rail [m]	2.4	1.2	1.1	2.0	2.2	2.3								
Avg. Stride Freq. [Hz]	2.0	2.6	2.6	2.6	2.6	2.5								
Avg. Stride Length [m]	4.6	6.3	6.5	6.5	6.8	6.6								





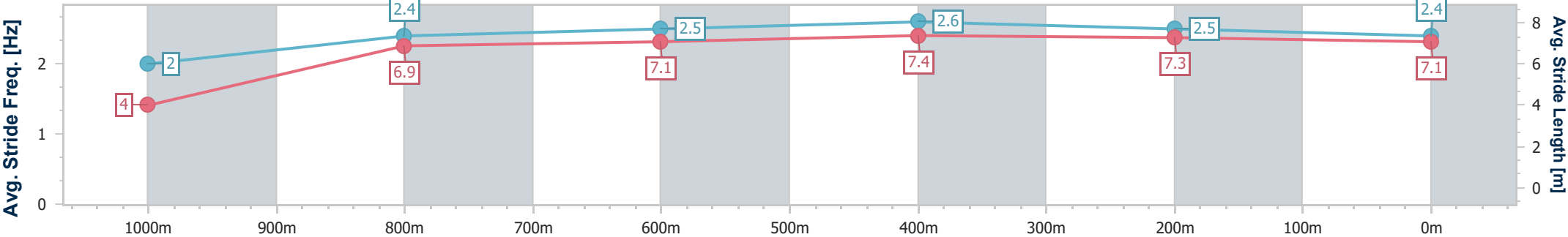
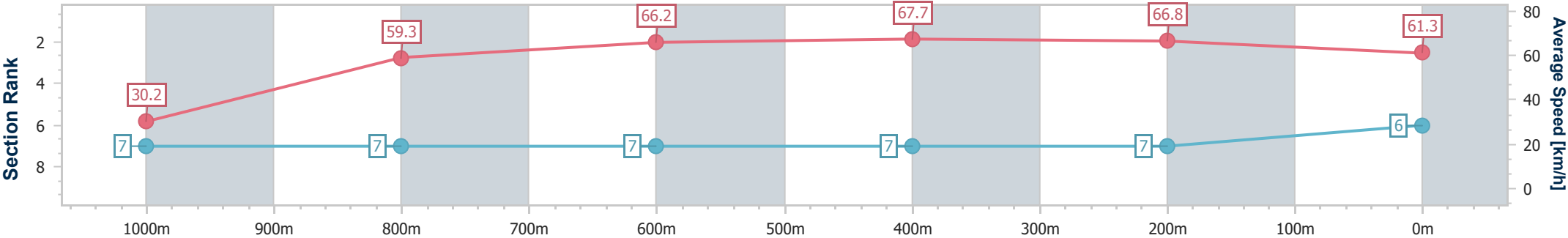
Horse/Jockey Name	Bull Dimple Rum
Final Rank	6
Fastest Section Time (Section)	0:05.97 (Overall)
Top Speed [km/h] (Section)	68.8 (800m)
Race State	Finished



RockhamptonProfessional
Race 3: CQ FASTENERS & CONSTRUCTION SUPPLIES BM60
Handicap - 1050m
29 July 2025 - 13:55
Track Rating: Soft 6, Weather: Fine, Rail Position: +7m Entire



Section	Overall	1000m	800m	600m	400m	200m								
Section Times	1:02.22 [6] (0:05.97)	0:56.25 [7] (0:12.09)	0:44.16 [7] (0:11.03)	0:33.13 [7] (0:10.64)	0:22.49 [7] (0:10.77)	0:11.72 [7] (0:11.72)								
Average Speed [km/h]	30.2	59.3	66.2	67.7	66.8	61.3								
Top Speed [km/h]	48.6	62.6	68.8	68.7	68.6	64.8								
Avg. Dist. to Rail [m]	0.7	1.3	1.5	2.7	4.3	3.8								
Avg. Stride Freq. [Hz]	2.0	2.4	2.5	2.6	2.5	2.4								
Avg. Stride Length [m]	4.0	6.9	7.1	7.4	7.3	7.1								





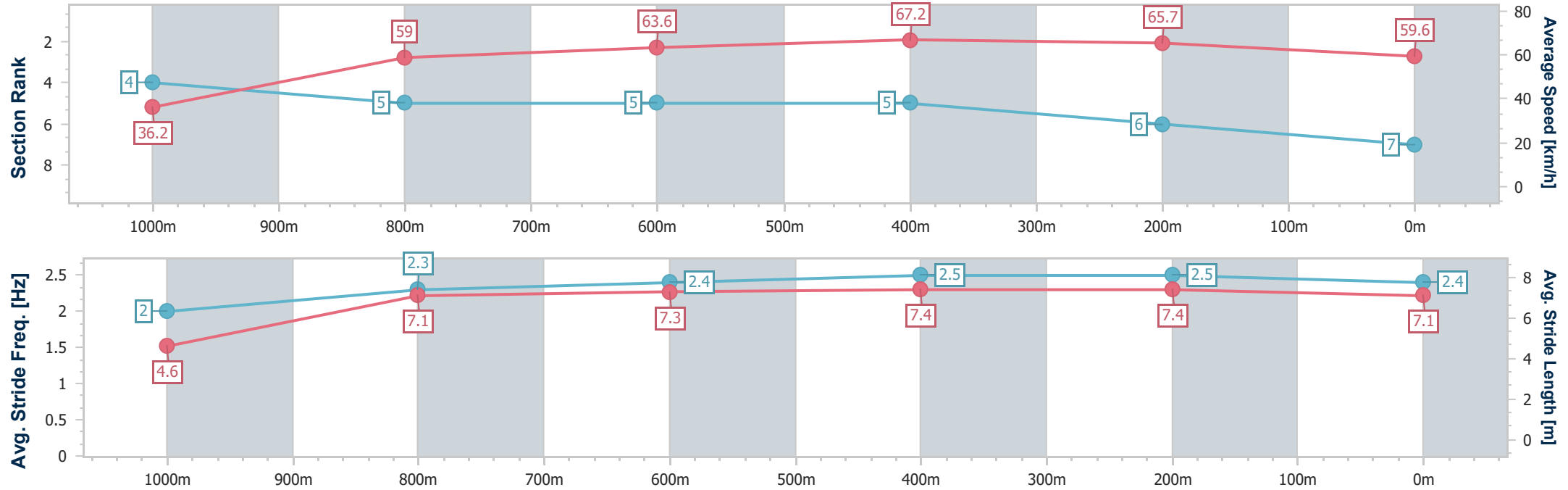
Horse/Jockey Name	Brave Cowboy Bill
Final Rank	7
Fastest Section Time (Section)	0:05.02 (Overall)
Top Speed [km/h] (Section)	68.8 (600m)
Race State	Finished



RockhamptonProfessional
Race 3: CQ FASTENERS & CONSTRUCTION SUPPLIES BM60
Handicap - 1050m
29 July 2025 - 13:55
Track Rating: Soft 6, Weather: Fine, Rail Position: +7m Entire



Section	Overall	1000m	800m	600m	400m	200m								
Section Times	1:02.39 [7] (0:05.02)	0:57.37 [4] (0:12.17)	0:45.20 [5] (0:11.44)	0:33.76 [5] (0:10.76)	0:23.00 [5] (0:10.93)	0:12.07 [6] (0:12.07)								
Average Speed [km/h]	36.2	59.0	63.6	67.2	65.7	59.6								
Top Speed [km/h]	50.0	62.2	65.7	68.8	68.4	63.0								
Avg. Dist. to Rail [m]	4.7	0.6	1.5	4.4	6.1	5.7								
Avg. Stride Freq. [Hz]	2.0	2.3	2.4	2.5	2.5	2.4								
Avg. Stride Length [m]	4.6	7.1	7.3	7.4	7.4	7.1								





Rockhampton Professional

Race 4: BOOK FOR CAULFIELD CUP TODAY OPEN Handicap - 1300m

29 July 2025 - 14:35



Track Rating: Soft 6, Weather: Fine, Rail Position: +7m Entire

Section		Overall				1200m	1000m	800m	600m	400m	Last 600m	
Field Times		1:16.54				1:09.13	0:57.47	0:45.98	0:34.31	0:23.11	0:34.31	
		(0:07.41)				(0:11.66)	(0:11.49)	(0:11.67)	(0:11.20)	(0:11.09)		
Rank	TAB	Horse/Jockey	Barrier	Top Speed [km/h]	Fastest Section							Distance Travelled [m]
1	3	KATHY'S BEAU	4	66.8	0:07.77	1:16.54 [1]	1:08.77 [3]	0:57.20 [4]	0:45.92 [2]	0:34.20 [2]	0:23.09 [2]	0:34.20
		Ryan Wiggins		600m	Overall	(0:07.77)	(0:11.57)	(0:11.28)	(0:11.72)	(0:11.11)	(0:11.07)	
2	4	FOR VALOUR	1	66.2	0:07.41	1:16.83 [2]	1:09.42 [1]	0:57.76 [1]	0:46.27 [1]	0:34.60 [1]	0:23.40 [1]	0:34.60 -3
		Raul Silvera Olivera		600m	Overall	(0:07.41)	(0:11.66)	(0:11.49)	(0:11.67)	(0:11.20)	(0:11.22)	
3	7	GRAND DE LAGO	3	66.5	0:07.88	1:17.04 [3]	1:09.16 [4]	0:57.70 [3]	0:46.17 [4]	0:34.49 [3]	0:23.37 [3]	0:34.49 +0
		Natalea Summers		400m	Overall	(0:07.88)	(0:11.46)	(0:11.53)	(0:11.68)	(0:11.12)	(0:11.16)	
4	6	MOENAVE	2	67.3	0:08.01	1:17.22 [4]	1:09.21 [5]	0:57.74 [5]	0:46.08 [5]	0:34.35 [5]	0:23.26 [5]	0:34.35 +3
		Jackson Murphy		600m	Overall	(0:08.01)	(0:11.47)	(0:11.66)	(0:11.73)	(0:11.09)	(0:11.13)	
5	1	MASTER MONTARO	5	66.9	0:07.57	1:17.28 [5]	1:09.71 [2]	0:58.11 [2]	0:46.52 [3]	0:34.56 [4]	0:23.60 [4]	0:34.56 +6
		Les Tilley		600m	Overall	(0:07.57)	(0:11.60)	(0:11.59)	(0:11.96)	(0:10.96)	(0:11.17)	
6	5	FINE SHOT	6	66.0	0:08.23	1:17.53 [6]	1:09.30 [6]	0:57.73 [6]	0:46.22 [6]	0:34.52 [6]	0:23.34 [6]	0:34.52 +1
		Gabrielle Semmens		400m	Overall	(0:08.23)	(0:11.57)	(0:11.51)	(0:11.70)	(0:11.18)	(0:11.19)	

Scratched: Early Fusion (#2), Capo Strada (#8)



Rockhampton Professional

Race 4: BOOK FOR CAULFIELD CUP TODAY OPEN Handicap - 1300m

29 July 2025 - 14:35



Track Rating: Soft 6, Weather: Fine, Rail Position: +7m Entire

Section Field Times				200m 0:12.02 (0:12.02)				Last 600m 0:34.31	
Rank	TAB	Horse/Jockey	Barrier	Top Speed [km/h]	Fastest Section	Margin		Distance Travelled [m]	
1	3	KATHY'S BEAU	4	66.8	0:07.77	0:12.02 [1]	1:16.54	0:34.20	
		Ryan Wiggins		600m	Overall	(0:12.02)			
2	4	FOR VALOUR	1	66.2	0:07.41	0:12.18 [2]	1.7L	0:34.60	-3
		Raul Silvera Olivera		600m	Overall	(0:12.18)			
3	7	GRAND DE LAGO	3	66.5	0:07.88	0:12.21 [3]	2.94L	0:34.49	+0
		Natalea Summers		400m	Overall	(0:12.21)			
4	6	MOENAVE	2	67.3	0:08.01	0:12.13 [5]	4.02L	0:34.35	+3
		Jackson Murphy		600m	Overall	(0:12.13)			
5	1	MASTER MONTARO	5	66.9	0:07.57	0:12.43 [4]	4.37L	0:34.56	+6
		Les Tilley		600m	Overall	(0:12.43)			
6	5	FINE SHOT	6	66.0	0:08.23	0:12.15 [6]	5.83L	0:34.52	+1
		Gabrielle Semmens		400m	Overall	(0:12.15)			

Scratched: Early Fusion (#2), Capo Strada (#8)



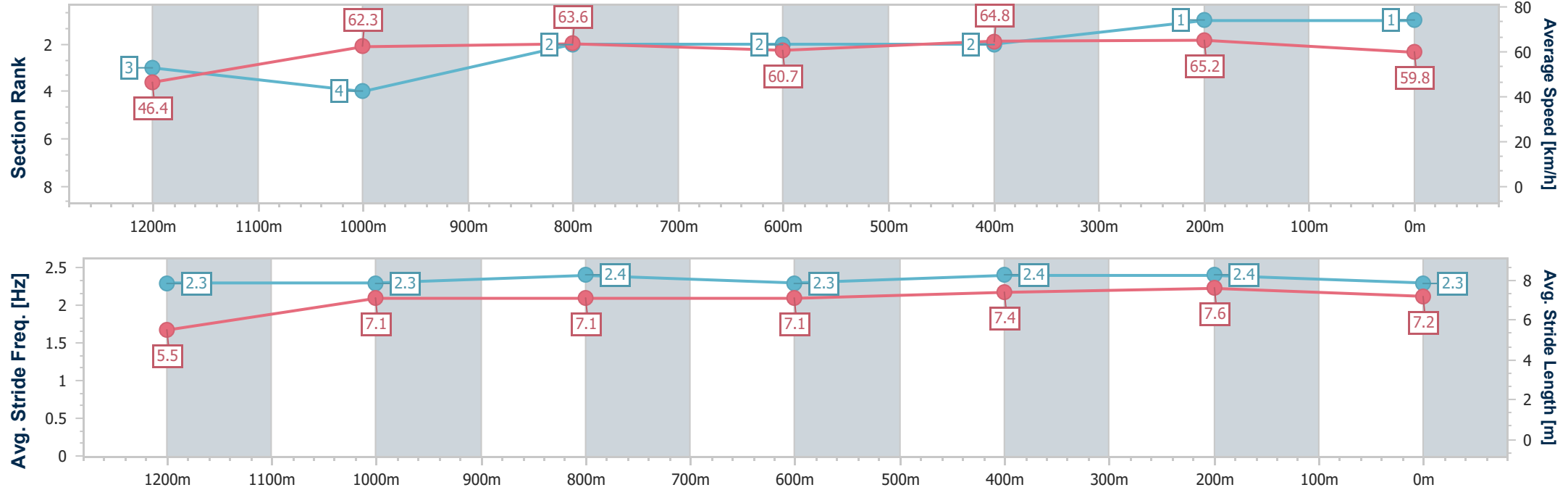
Horse/Jockey Name	Kathy's Beau
Final Rank	1
Fastest Section Time (Section)	0:07.77 (Overall)
Top Speed [km/h] (Section)	66.8 (600m)
Race State	Finished



RockhamptonProfessional
Race 4: BOOK FOR CAULFIELD CUP TODAY OPEN Handicap - 1300m
29 July 2025 - 14:35
Track Rating: Soft 6, Weather: Fine, Rail Position: +7m Entire



Section	Overall	1200m	1000m	800m	600m	400m	200m						
Section Times	1:16.54 [1] (0:07.77)	1:08.77 [3] (0:11.57)	0:57.20 [4] (0:11.28)	0:45.92 [2] (0:11.72)	0:34.20 [2] (0:11.11)	0:23.09 [2] (0:11.07)	0:12.02 [1] (0:12.02)						
Average Speed [km/h]	46.4	62.3	63.6	60.7	64.8	65.2	59.8						
Top Speed [km/h]	60.4	63.8	64.6	62.4	66.8	66.8	63.6						
Avg. Dist. to Rail [m]	2.7	0.9	0.8	1.1	1.4	2.7	2.9						
Avg. Stride Freq. [Hz]	2.3	2.3	2.4	2.3	2.4	2.4	2.3						
Avg. Stride Length [m]	5.5	7.1	7.1	7.1	7.4	7.6	7.2						





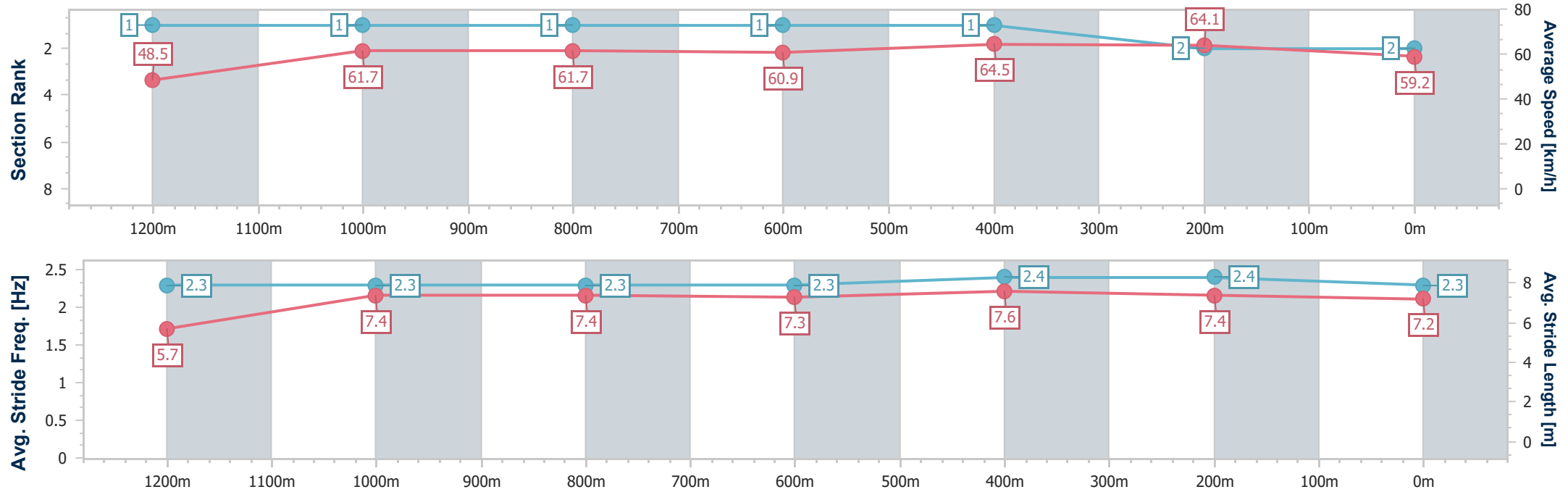
Horse/Jockey Name	For Valour
Final Rank	2
Fastest Section Time (Section)	0:07.41 (Overall)
Top Speed [km/h] (Section)	66.2 (600m)
Race State	Finished



RockhamptonProfessional
Race 4: BOOK FOR CAULFIELD CUP TODAY OPEN Handicap -
1300m
29 July 2025 - 14:35
Track Rating: Soft 6, Weather: Fine, Rail Position: +7m Entire



Section	Overall	1200m	1000m	800m	600m	400m	200m						
Section Times	1:16.83 [2] (0:07.41)	1:09.42 [1] (0:11.66)	0:57.76 [1] (0:11.49)	0:46.27 [1] (0:11.67)	0:34.60 [1] (0:11.20)	0:23.40 [1] (0:11.22)	0:12.18 [2] (0:12.18)						
Average Speed [km/h]	48.5	61.7	61.7	60.9	64.5	64.1	59.2						
Top Speed [km/h]	64.4	65.4	63.9	63.0	66.2	65.7	62.6						
Avg. Dist. to Rail [m]	0.8	0.4	1.8	1.5	0.4	0.5	0.9						
Avg. Stride Freq. [Hz]	2.3	2.3	2.3	2.3	2.4	2.4	2.3						
Avg. Stride Length [m]	5.7	7.4	7.4	7.3	7.6	7.4	7.2						





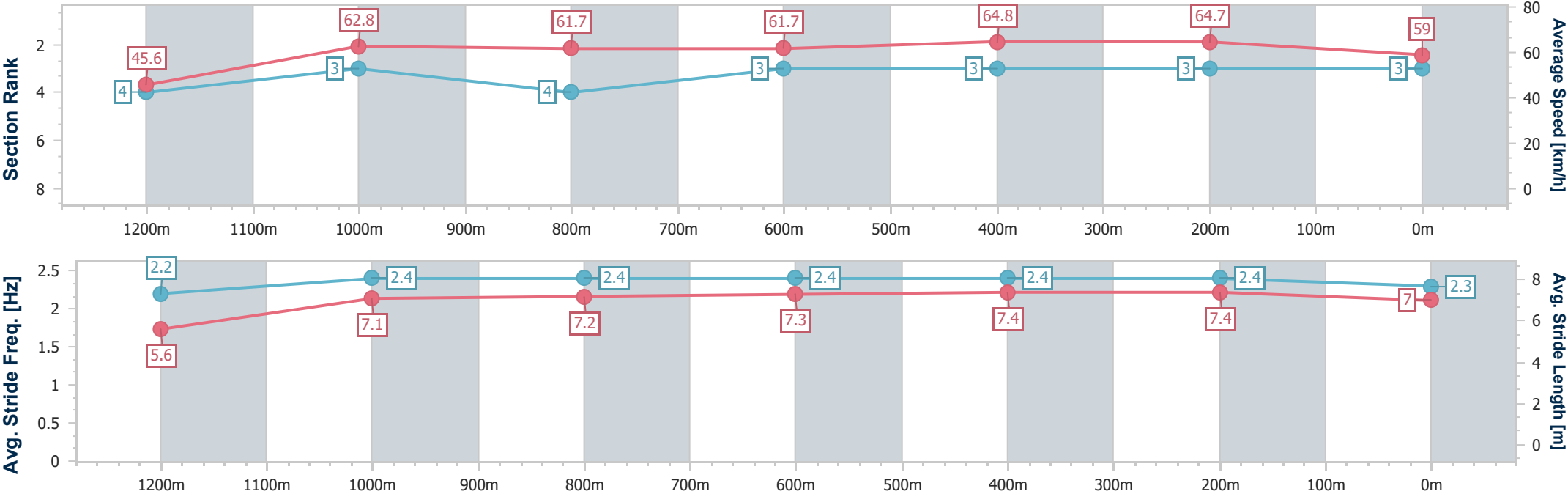
Horse/Jockey Name	Grand de Lago
Final Rank	3
Fastest Section Time (Section)	0:07.88 (Overall)
Top Speed [km/h] (Section)	66.5 (400m)
Race State	Finished



RockhamptonProfessional
Race 4: BOOK FOR CAULFIELD CUP TODAY OPEN Handicap - 1300m
29 July 2025 - 14:35
Track Rating: Soft 6, Weather: Fine, Rail Position: +7m Entire



Section	Overall	1200m	1000m	800m	600m	400m	200m						
Section Times	1:17.04 [3] (0:07.88)	1:09.16 [4] (0:11.46)	0:57.70 [3] (0:11.53)	0:46.17 [4] (0:11.68)	0:34.49 [3] (0:11.12)	0:23.37 [3] (0:11.16)	0:12.21 [3] (0:12.21)						
Average Speed [km/h]	45.6	62.8	61.7	61.7	64.8	64.7	59.0						
Top Speed [km/h]	60.0	64.4	63.3	63.3	66.4	66.5	62.2						
Avg. Dist. to Rail [m]	1.1	0.4	1.4	0.8	1.5	3.0	3.3						
Avg. Stride Freq. [Hz]	2.2	2.4	2.4	2.4	2.4	2.4	2.3						
Avg. Stride Length [m]	5.6	7.1	7.2	7.3	7.4	7.4	7.0						





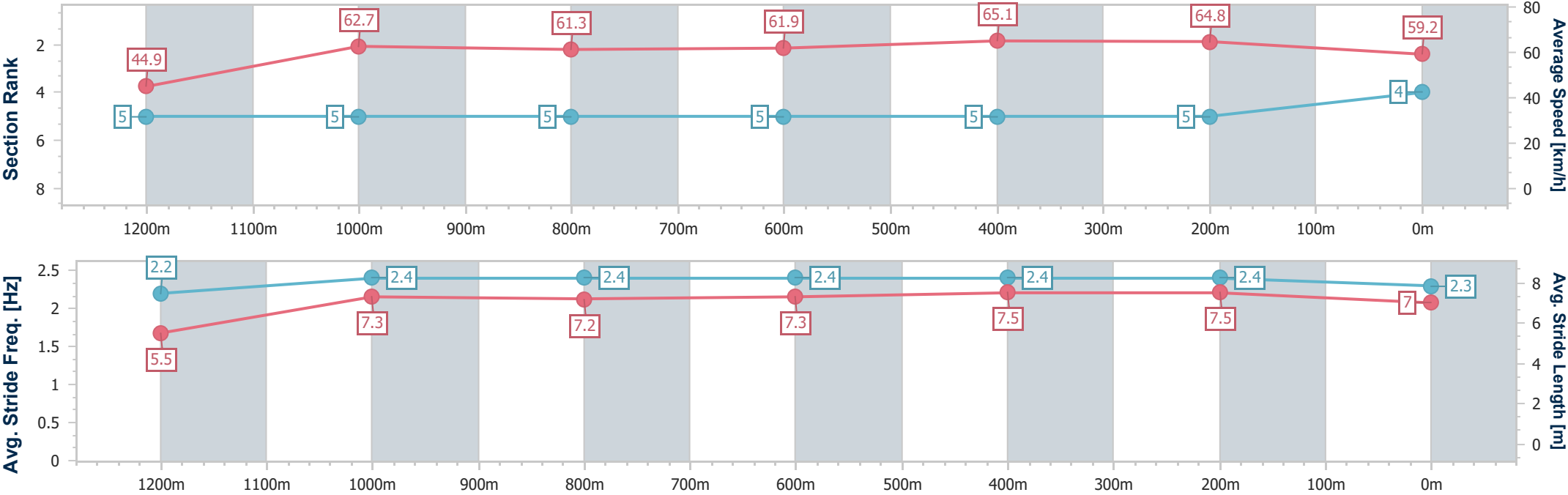
Horse/Jockey Name	Moenave
Final Rank	4
Fastest Section Time (Section)	0:08.01 (Overall)
Top Speed [km/h] (Section)	67.3 (600m)
Race State	Finished



RockhamptonProfessional
Race 4: BOOK FOR CAULFIELD CUP TODAY OPEN Handicap - 1300m
29 July 2025 - 14:35
Track Rating: Soft 6, Weather: Fine, Rail Position: +7m Entire



Section	Overall	1200m	1000m	800m	600m	400m	200m						
Section Times	1:17.22 [4] (0:08.01)	1:09.21 [5] (0:11.47)	0:57.74 [5] (0:11.66)	0:46.08 [5] (0:11.73)	0:34.35 [5] (0:11.09)	0:23.26 [5] (0:11.13)	0:12.13 [5] (0:12.13)						
Average Speed [km/h]	44.9	62.7	61.3	61.9	65.1	64.8	59.2						
Top Speed [km/h]	61.0	64.6	64.0	64.3	67.3	65.7	62.8						
Avg. Dist. to Rail [m]	0.8	1.0	0.9	1.2	2.6	4.5	6.6						
Avg. Stride Freq. [Hz]	2.2	2.4	2.4	2.4	2.4	2.4	2.3						
Avg. Stride Length [m]	5.5	7.3	7.2	7.3	7.5	7.5	7.0						





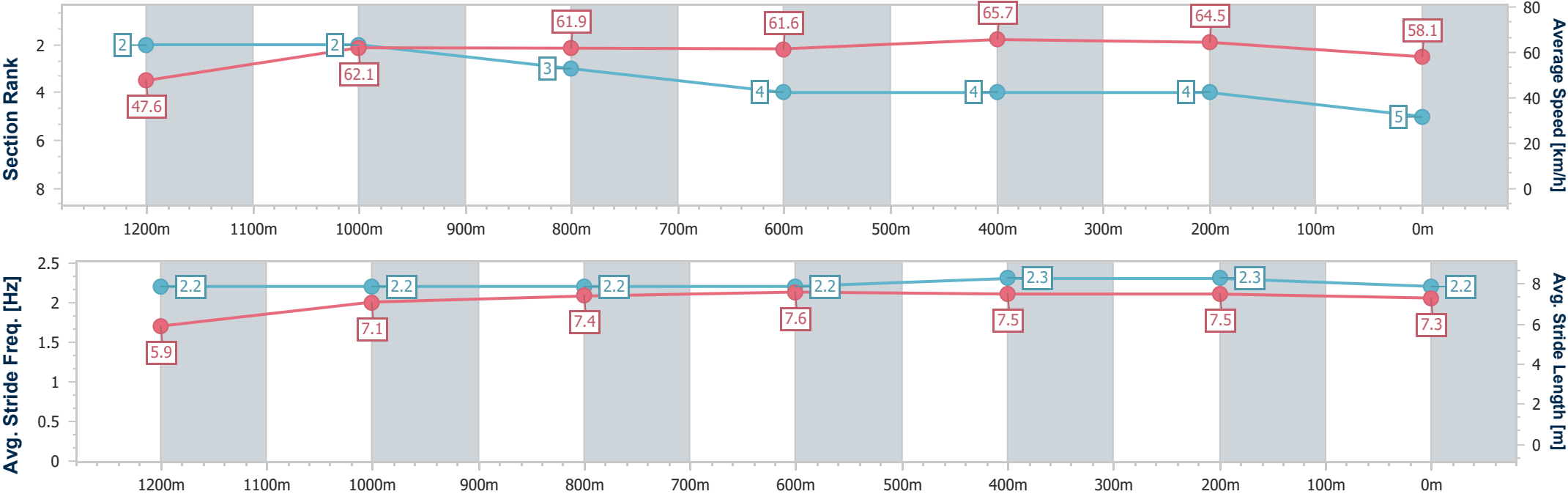
Horse/Jockey Name	Master Montaro
Final Rank	5
Fastest Section Time (Section)	0:07.57 (Overall)
Top Speed [km/h] (Section)	66.9 (600m)
Race State	Finished



RockhamptonProfessional
Race 4: BOOK FOR CAULFIELD CUP TODAY OPEN Handicap - 1300m
29 July 2025 - 14:35
Track Rating: Soft 6, Weather: Fine, Rail Position: +7m Entire



Section	Overall	1200m	1000m	800m	600m	400m	200m						
Section Times	1:17.28 [5] (0:07.57)	1:09.71 [2] (0:11.60)	0:58.11 [2] (0:11.59)	0:46.52 [3] (0:11.96)	0:34.56 [4] (0:10.96)	0:23.60 [4] (0:11.17)	0:12.43 [4] (0:12.43)						
Average Speed [km/h]	47.6	62.1	61.9	61.6	65.7	64.5	58.1						
Top Speed [km/h]	63.2	64.5	62.7	62.9	66.9	66.9	62.2						
Avg. Dist. to Rail [m]	3.0	1.5	1.4	3.3	5.0	4.4	4.4						
Avg. Stride Freq. [Hz]	2.2	2.2	2.2	2.2	2.3	2.3	2.2						
Avg. Stride Length [m]	5.9	7.1	7.4	7.6	7.5	7.5	7.3						





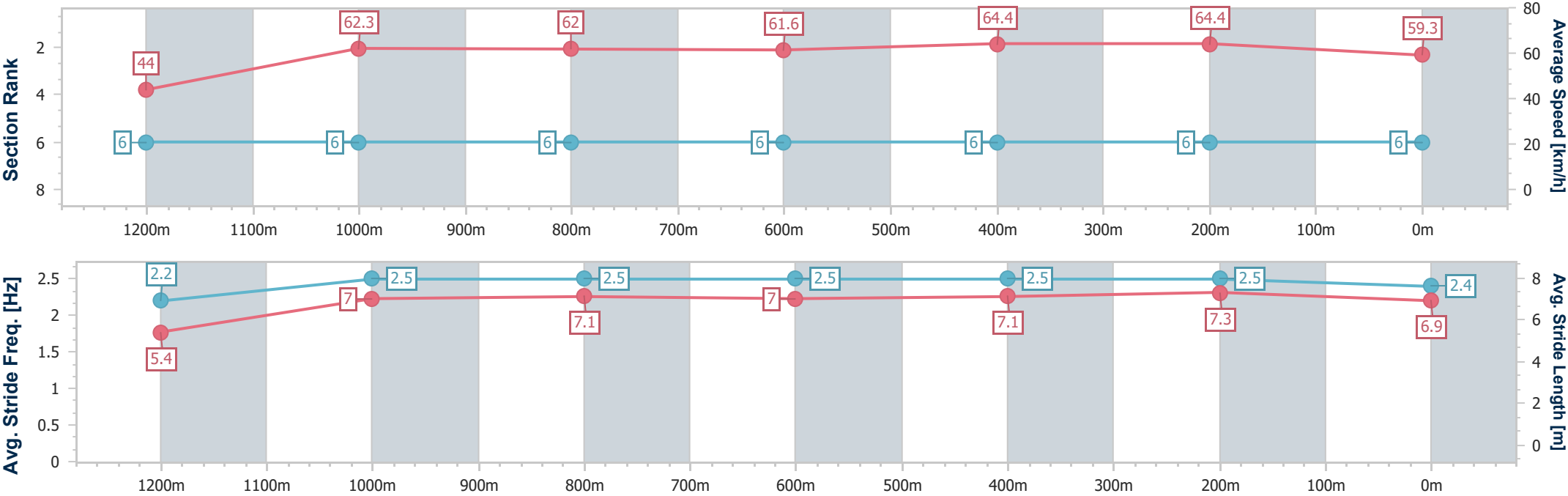
Horse/Jockey Name	Fine Shot
Final Rank	6
Fastest Section Time (Section)	0:08.23 (Overall)
Top Speed [km/h] (Section)	66.0 (400m)
Race State	Finished



RockhamptonProfessional
Race 4: BOOK FOR CAULFIELD CUP TODAY OPEN Handicap - 1300m
29 July 2025 - 14:35
Track Rating: Soft 6, Weather: Fine, Rail Position: +7m Entire



Section	Overall	1200m	1000m	800m	600m	400m	200m						
Section Times	1:17.53 [6] (0:08.23)	1:09.30 [6] (0:11.57)	0:57.73 [6] (0:11.51)	0:46.22 [6] (0:11.70)	0:34.52 [6] (0:11.18)	0:23.34 [6] (0:11.19)	0:12.15 [6] (0:12.15)						
Average Speed [km/h]	44.0	62.3	62.0	61.6	64.4	64.4	59.3						
Top Speed [km/h]	59.2	63.7	63.8	63.7	65.6	66.0	61.5						
Avg. Dist. to Rail [m]	3.7	0.9	1.2	1.3	3.3	4.9	4.2						
Avg. Stride Freq. [Hz]	2.2	2.5	2.5	2.5	2.5	2.5	2.4						
Avg. Stride Length [m]	5.4	7.0	7.1	7.0	7.1	7.3	6.9						





Rockhampton Professional

Race 5: FRENCHVILLE SPORTS CLUB Maiden Handicap - 1400m

29 July 2025 - 15:11



Track Rating: Soft 6, Weather: Fine, Rail Position: +7m Entire

Section						Overall	1200m	1000m	800m	600m	400m	Last 600m	
Field Times						1:23.98 (0:13.33)	1:10.65 (0:11.13)	0:59.52 (0:11.72)	0:47.80 (0:12.02)	0:35.78 (0:11.57)	0:24.21 (0:11.81)	0:35.78	
Rank	TAB	Horse/Jockey	Barrier	Top Speed [km/h]	Fastest Section								Distance Travelled [m]
1	6	JAY BEE ELL	1	65.2	0:11.18	1:23.98 [1]	1:10.36 [4]	0:59.18 [5]	0:47.45 [5]	0:35.46 [4]	0:23.87 [4]	0:35.46	
		Adam Sewell		1200m	1200m	(0:13.62)	(0:11.18)	(0:11.73)	(0:11.99)	(0:11.59)	(0:11.47)		
2	8	BARGARA BOUND	12	66.2	0:11.09	1:24.16 [2]	1:09.61 [12]	0:58.14 [12]	0:46.59 [12]	0:34.91 [12]	0:23.82 [9]	0:34.91 -1	
		Scott Sheargold		600m	600m	(0:14.55)	(0:11.47)	(0:11.55)	(0:11.68)	(0:11.09)	(0:11.44)		
3	5	VILLANDRY	4	66.1	0:11.17	1:24.43 [3]	1:10.41 [8]	0:59.24 [8]	0:47.67 [8]	0:35.77 [7]	0:24.13 [7]	0:35.77 -3	
		Hannah Richardson		1200m	1200m	(0:14.02)	(0:11.17)	(0:11.57)	(0:11.90)	(0:11.64)	(0:11.74)		
4	13	STRONG LATTE	10	64.9	0:11.22	1:24.55 [4]	1:10.30 [10]	0:59.08 [9]	0:47.43 [9]	0:35.47 [10]	0:23.96 [11]	0:35.47 +3	
		Sean Cormack		1200m	1200m	(0:14.25)	(0:11.22)	(0:11.65)	(0:11.96)	(0:11.51)	(0:11.69)		
5	7	PEAKING TOM	6	66.1	0:11.19	1:24.59 [5]	1:10.77 [6]	0:59.58 [6]	0:48.04 [6]	0:36.02 [6]	0:24.29 [8]	0:36.02 +3	
		Ryan Wiggins		1200m	1200m	(0:13.82)	(0:11.19)	(0:11.54)	(0:12.02)	(0:11.73)	(0:11.80)		
6	14	FINE AND RARE	11	67.6	0:11.12	1:24.61 [6]	1:11.27 [2]	1:00.15 [1]	0:48.43 [1]	0:36.41 [1]	0:24.84 [1]	0:36.41 +3	
		Gabrielle Semmens		Overall	1200m	(0:13.34)	(0:11.12)	(0:11.72)	(0:12.02)	(0:11.57)	(0:11.90)		
7	2	BOOM CRUSHER	2	66.6	0:11.10	1:24.65 [7]	1:11.02 [5]	0:59.92 [4]	0:48.25 [4]	0:36.13 [5]	0:24.70 [3]	0:36.13 +6	
		Chloe Lowe		1200m	1200m	(0:13.63)	(0:11.10)	(0:11.67)	(0:12.12)	(0:11.43)	(0:11.81)		
8	11	CHECK ONE TWO	9	67.1	0:11.20	1:24.68 [8]	1:11.35 [1]	1:00.15 [2]	0:48.39 [2]	0:36.44 [2]	0:24.73 [2]	0:36.44 -4	
		Amy Graham		Overall	1200m	(0:13.33)	(0:11.20)	(0:11.76)	(0:11.95)	(0:11.71)	(0:11.90)		
9	10	ARTHUR'S DREAM	5	64.7	0:11.24	1:24.81 [9]	1:10.98 [7]	0:59.74 [7]	0:48.05 [7]	0:36.04 [8]	0:24.64 [6]	0:36.04 +5	
		Tasha Chambers		1200m	1200m	(0:13.83)	(0:11.24)	(0:11.69)	(0:12.01)	(0:11.40)	(0:11.85)		
10	15	HADMYTIME	3	64.6	0:11.29	1:25.03 [10]	1:10.68 [11]	0:59.39 [10]	0:47.91 [10]	0:36.15 [9]	0:24.62 [10]	0:36.15 -2	
		Natalea Summers		1200m	1200m	(0:14.35)	(0:11.29)	(0:11.48)	(0:11.76)	(0:11.53)	(0:11.89)		

Scratched: Piston Rebel (#1), Craiglea Oreo (#3)

Report Created: Tue 29 July 2025 15:48 GMT+10 (Note: Timing is based on position data)

Page 1/17

[] Ranking at each section and finish
-:-:- No data available at this section
NA No data available

SCN Saddle cloth number
DNF Did not finish
DNT Did not track

data processed by  TRIPLESDATA



Rockhampton Professional

Race 5: FRENCHVILLE SPORTS CLUB Maiden Handicap - 1400m

29 July 2025 - 15:11



Track Rating: Soft 6, Weather: Fine, Rail Position: +7m Entire

Section Field Times						Overall	1200m	1000m	800m	600m	400m	Last 600m	
						1:23.98 (0:13.33)	1:10.65 (0:11.13)	0:59.52 (0:11.72)	0:47.80 (0:12.02)	0:35.78 (0:11.57)	0:24.21 (0:11.81)	0:35.78	
Rank	TAB	Horse/Jockey	Barrier	Top Speed [km/h]	Fastest Section							Distance Travelled [m]	
11	12	PITLECO LASS	7	63.5	0:11.48	1:25.47 [11]	1:11.30 [9]	0:59.82 [11]	0:48.23 [11]	0:36.24 [11]	0:24.72 [12]	0:36.24	+4
		Brooke Johnson		1200m	1200m	(0:14.17)	(0:11.48)	(0:11.59)	(0:11.99)	(0:11.52)	(0:11.92)		
12	9	ANGE	13	67.3	0:11.19	1:25.58 [12]	1:12.23 [3]	1:01.04 [3]	0:49.27 [3]	0:37.09 [3]	0:25.45 [5]	0:37.09	+8
		Jackson Murphy		1200m	1200m	(0:13.35)	(0:11.19)	(0:11.77)	(0:12.18)	(0:11.64)	(0:12.07)		
13	4	NAUGHTYNODDY	8	63.9	0:11.51	1:26.75 [13]	1:12.13 [13]	1:00.61 [13]	0:48.91 [13]	0:37.20 [13]	0:25.69 [13]	0:37.20	+0
		Raul Silvera Olivera		Overall	600m	(0:14.62)	(0:11.52)	(0:11.70)	(0:11.71)	(0:11.51)	(0:12.07)		

Scratched: Piston Rebel (#1), Craiglea Oreo (#3)



Rockhampton Professional

Race 5: FRENCHVILLE SPORTS CLUB Maiden Handicap - 1400m

29 July 2025 - 15:11



Track Rating: Soft 6, Weather: Fine, Rail Position: +7m Entire

Section Field Times				200m 0:12.40 (0:12.40)		Last 600m 0:35.78			
Rank	TAB	Horse/Jockey	Barrier	Top Speed [km/h]	Fastest Section	Margin			Distance Travelled [m]
1	6	JAY BEE ELL	1	65.2	0:11.18	0:12.40 [1]	1:23.98		0:35.46
		Adam Sewell		1200m	1200m	(0:12.40)			
2	8	BARGARA BOUND	12	66.2	0:11.09	0:12.38 [4]	1.05L		0:34.91 -1
		Scott Sheargold		600m	600m	(0:12.38)			
3	5	VILLANDRY	4	66.1	0:11.17	0:12.39 [7]	2.64L		0:35.77 -3
		Hannah Richardson		1200m	1200m	(0:12.39)			
4	13	STRONG LATTE	10	64.9	0:11.22	0:12.27 [10]	3.39L		0:35.47 +3
		Sean Cormack		1200m	1200m	(0:12.27)			
5	7	PEAKING TOM	6	66.1	0:11.19	0:12.49 [8]	3.6L		0:36.02 +3
		Ryan Wiggins		1200m	1200m	(0:12.49)			
6	14	FINE AND RARE	11	67.6	0:11.12	0:12.94 [2]	3.72L		0:36.41 +3
		Gabrielle Semmens		Overall	1200m	(0:12.94)			
7	2	BOOM CRUSHER	2	66.6	0:11.10	0:12.89 [3]	3.94L		0:36.13 +6
		Chloe Lowe		1200m	1200m	(0:12.89)			
8	11	CHECK ONE TWO	9	67.1	0:11.20	0:12.83 [5]	4.14L		0:36.44 -4
		Amy Graham		Overall	1200m	(0:12.83)			
9	10	ARTHUR'S DREAM	5	64.7	0:11.24	0:12.79 [6]	4.9L		0:36.04 +5
		Tasha Chambers		1200m	1200m	(0:12.79)			
10	15	HADMYTIME	3	64.6	0:11.29	0:12.73 [11]	6.17L		0:36.15 -2
		Natalea Summers		1200m	1200m	(0:12.73)			

Scratched: Piston Rebel (#1), Craiglea Oreo (#3)

Report Created: Tue 29 July 2025 15:48 GMT+10 (Note: Timing is based on position data)

Page 3/17

[] Ranking at each section and finish
-:-:- No data available at this section
NA No data available

SCN Saddle cloth number
DNF Did not finish
DNT Did not track

data processed by  TRIPLESDATA



Rockhampton Professional

Race 5: FRENCHVILLE SPORTS CLUB Maiden Handicap - 1400m

29 July 2025 - 15:11



Track Rating: Soft 6, Weather: Fine, Rail Position: +7m Entire

Section						200m		Last 600m	
Field Times						0:12.40 (0:12.40)		0:35.78	
Rank	TAB	Horse/Jockey	Barrier	Top Speed [km/h]	Fastest Section	Margin		Distance Travelled [m]	
11	12	PITLECO LASS	7	63.5	0:11.48	0:12.80 [12]	8.8L	0:36.24	+4
		Brooke Johnson		1200m	1200m	(0:12.80)			
12	9	ANGE	13	67.3	0:11.19	0:13.38 [9]	9.41L	0:37.09	+8
		Jackson Murphy		1200m	1200m	(0:13.38)			
13	4	NAUGHTYNODDY	8	63.9	0:11.51	0:13.62 [13]	16.33L	0:37.20	+0
		Raul Silvera Olivera		Overall	600m	(0:13.62)			

Scratched: Piston Rebel (#1), Craiglea Oreo (#3)



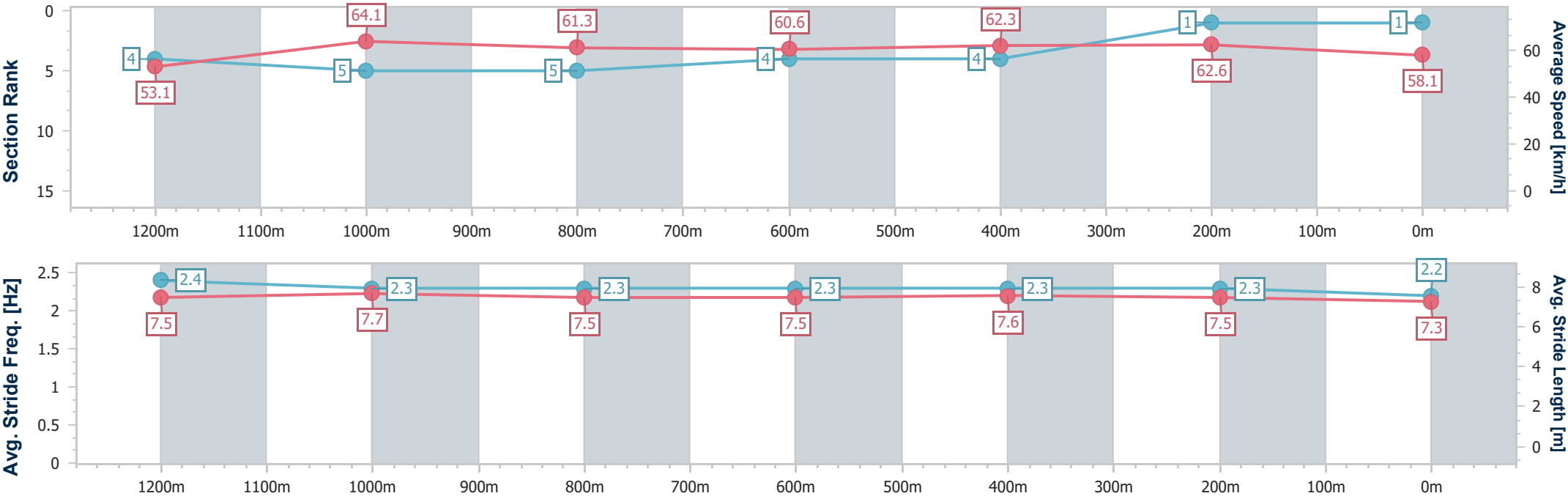
Horse/Jockey Name	Jay Bee Eli
Final Rank	1
Fastest Section Time (Section)	0:11.18 (1200m)
Top Speed [km/h] (Section)	65.2 (1200m)
Race State	Finished



RockhamptonProfessional
Race 5: FRENCHVILLE SPORTS CLUB Maiden Handicap - 1400m
29 July 2025 - 15:11
Track Rating: Soft 6, Weather: Fine, Rail Position: +7m Entire



Section	Overall	1200m	1000m	800m	600m	400m	200m						
Section Times	1:23.98 [1] (0:13.62)	1:10.36 [4] (0:11.18)	0:59.18 [5] (0:11.73)	0:47.45 [5] (0:11.99)	0:35.46 [4] (0:11.59)	0:23.87 [4] (0:11.47)	0:12.40 [1] (0:12.40)						
Average Speed [km/h]	53.1	64.1	61.3	60.6	62.3	62.6	58.1						
Top Speed [km/h]	65.1	65.2	62.9	61.8	64.0	64.2	60.7						
Avg. Dist. to Rail [m]	1.1	1.0	0.7	1.2	2.5	2.6	2.6						
Avg. Stride Freq. [Hz]	2.4	2.3	2.3	2.3	2.3	2.3	2.2						
Avg. Stride Length [m]	7.5	7.7	7.5	7.5	7.6	7.5	7.3						





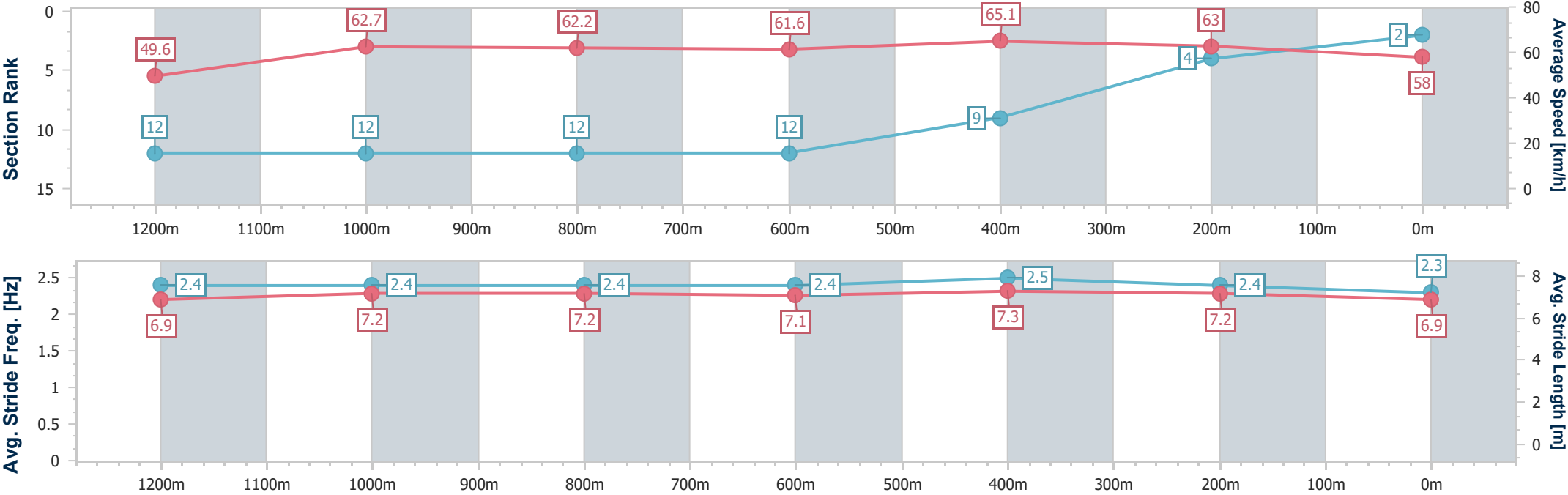
Horse/Jockey Name	Bargara Bound
Final Rank	2
Fastest Section Time (Section)	0:11.09 (600m)
Top Speed [km/h] (Section)	66.2 (600m)
Race State	Finished



RockhamptonProfessional
Race 5: FRENCHVILLE SPORTS CLUB Maiden Handicap - 1400m
29 July 2025 - 15:11
Track Rating: Soft 6, Weather: Fine, Rail Position: +7m Entire



Section	Overall	1200m	1000m	800m	600m	400m	200m						
Section Times	1:24.16 [2] (0:14.55)	1:09.61 [12] (0:11.47)	0:58.14 [12] (0:11.55)	0:46.59 [12] (0:11.68)	0:34.91 [12] (0:11.09)	0:23.82 [9] (0:11.44)	0:12.38 [4]						
Average Speed [km/h]	49.6	62.7	62.2	61.6	65.1	63.0	58.0						
Top Speed [km/h]	63.5	63.8	64.1	62.8	66.2	64.2	60.3						
Avg. Dist. to Rail [m]	4.3	0.9	0.6	0.7	1.9	2.9	3.9						
Avg. Stride Freq. [Hz]	2.4	2.4	2.4	2.4	2.5	2.4	2.3						
Avg. Stride Length [m]	6.9	7.2	7.2	7.1	7.3	7.2	6.9						





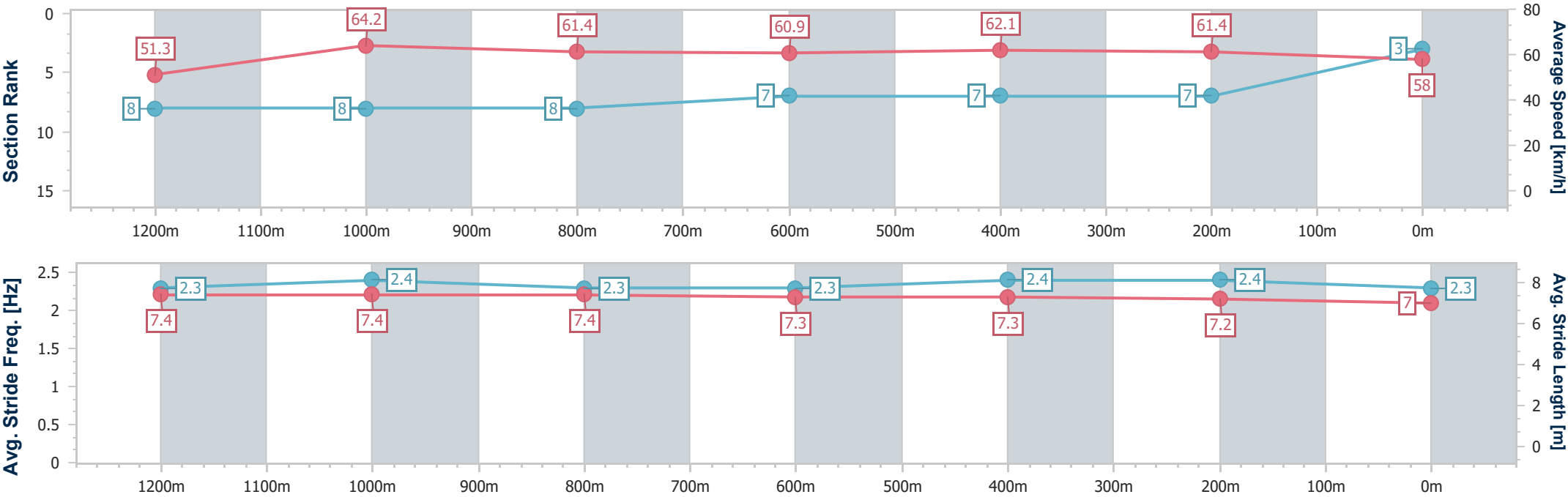
Horse/Jockey Name	Villandry
Final Rank	3
Fastest Section Time (Section)	0:11.17 (1200m)
Top Speed [km/h] (Section)	66.1 (1200m)
Race State	Finished



RockhamptonProfessional
Race 5: FRENCHVILLE SPORTS CLUB Maiden Handicap - 1400m
29 July 2025 - 15:11
Track Rating: Soft 6, Weather: Fine, Rail Position: +7m Entire



Section	Overall	1200m	1000m	800m	600m	400m	200m						
Section Times	1:24.43 [3] (0:14.02)	1:10.41 [8] (0:11.17)	0:59.24 [8] (0:11.57)	0:47.67 [8] (0:11.90)	0:35.77 [7] (0:11.64)	0:24.13 [7] (0:11.74)	0:12.39 [7] (0:12.39)						
Average Speed [km/h]	51.3	64.2	61.4	60.9	62.1	61.4	58.0						
Top Speed [km/h]	64.2	66.1	62.3	62.1	63.6	62.6	61.1						
Avg. Dist. to Rail [m]	0.8	1.6	1.9	1.0	3.4	3.9	2.9						
Avg. Stride Freq. [Hz]	2.3	2.4	2.3	2.3	2.4	2.4	2.3						
Avg. Stride Length [m]	7.4	7.4	7.4	7.3	7.3	7.2	7.0						





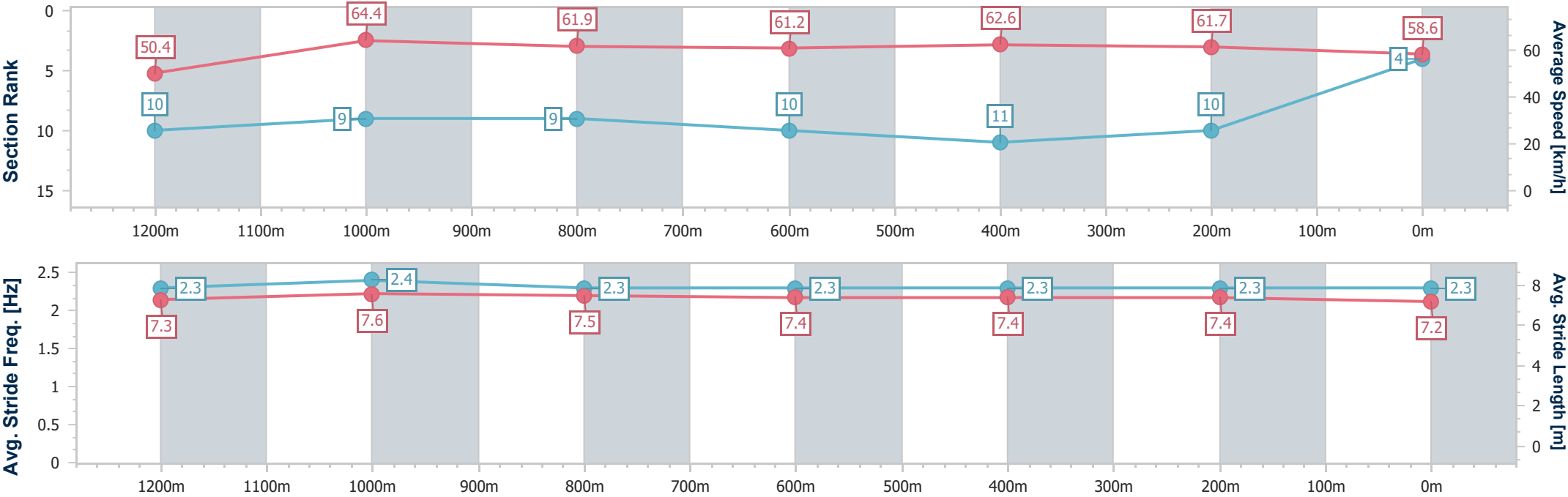
Horse/Jockey Name	Strong Latte
Final Rank	4
Fastest Section Time (Section)	0:11.22 (1200m)
Top Speed [km/h] (Section)	64.9 (1200m)
Race State	Finished



RockhamptonProfessional
Race 5: FRENCHVILLE SPORTS CLUB Maiden Handicap - 1400m
29 July 2025 - 15:11
Track Rating: Soft 6, Weather: Fine, Rail Position: +7m Entire



Section	Overall	1200m	1000m	800m	600m	400m	200m						
Section Times	1:24.55 [4] (0:14.25)	1:10.30 [10] (0:11.22)	0:59.08 [9] (0:11.65)	0:47.43 [9] (0:11.96)	0:35.47 [10] (0:11.51)	0:23.96 [11] (0:11.69)	0:12.27 [10] (0:12.27)						
Average Speed [km/h]	50.4	64.4	61.9	61.2	62.6	61.7	58.6						
Top Speed [km/h]	64.1	64.9	63.1	62.8	63.7	62.8	60.7						
Avg. Dist. to Rail [m]	2.3	0.9	0.5	2.0	5.4	8.4	10.0						
Avg. Stride Freq. [Hz]	2.3	2.4	2.3	2.3	2.3	2.3	2.3						
Avg. Stride Length [m]	7.3	7.6	7.5	7.4	7.4	7.4	7.2						





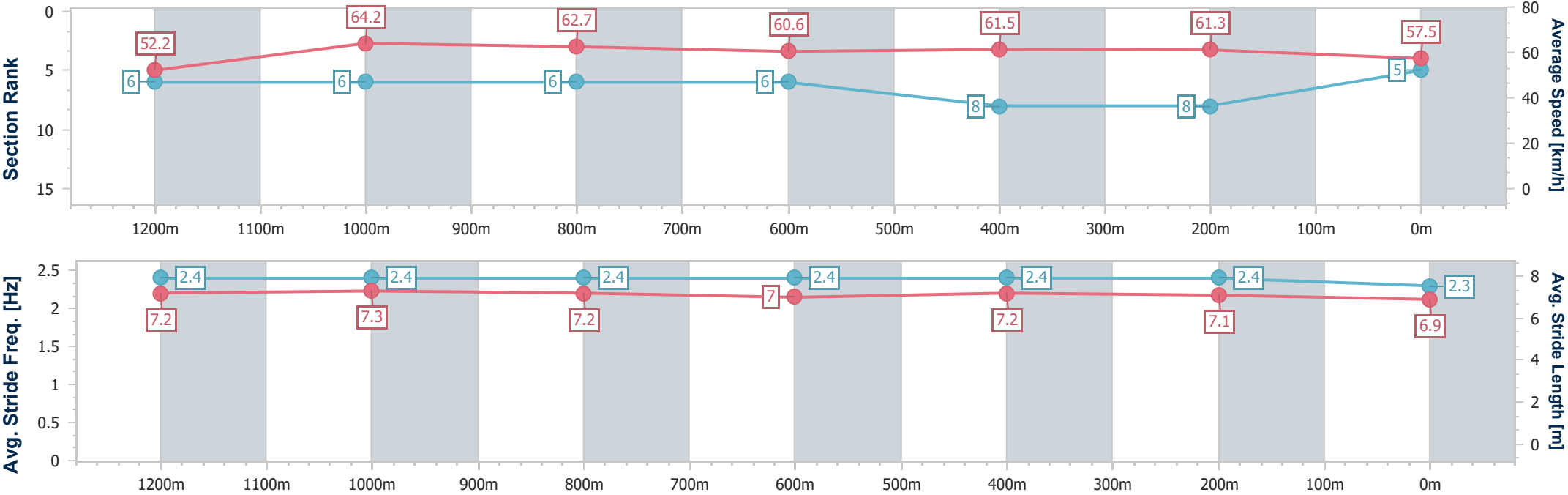
Horse/Jockey Name	Peaking Tom
Final Rank	5
Fastest Section Time (Section)	0:11.19 (1200m)
Top Speed [km/h] (Section)	66.1 (1200m)
Race State	Finished



RockhamptonProfessional
Race 5: FRENCHVILLE SPORTS CLUB Maiden Handicap - 1400m
29 July 2025 - 15:11
Track Rating: Soft 6, Weather: Fine, Rail Position: +7m Entire



Section	Overall	1200m	1000m	800m	600m	400m	200m						
Section Times	1:24.59 [5] (0:13.82)	1:10.77 [6] (0:11.19)	0:59.58 [6] (0:11.54)	0:48.04 [6] (0:12.02)	0:36.02 [6] (0:11.73)	0:24.29 [8] (0:11.80)	0:12.49 [8] (0:12.49)						
Average Speed [km/h]	52.2	64.2	62.7	60.6	61.5	61.3	57.5						
Top Speed [km/h]	65.1	66.1	64.1	61.5	62.7	62.7	58.9						
Avg. Dist. to Rail [m]	3.0	1.5	0.6	1.7	4.1	5.9	5.6						
Avg. Stride Freq. [Hz]	2.4	2.4	2.4	2.4	2.4	2.4	2.3						
Avg. Stride Length [m]	7.2	7.3	7.2	7.0	7.2	7.1	6.9						





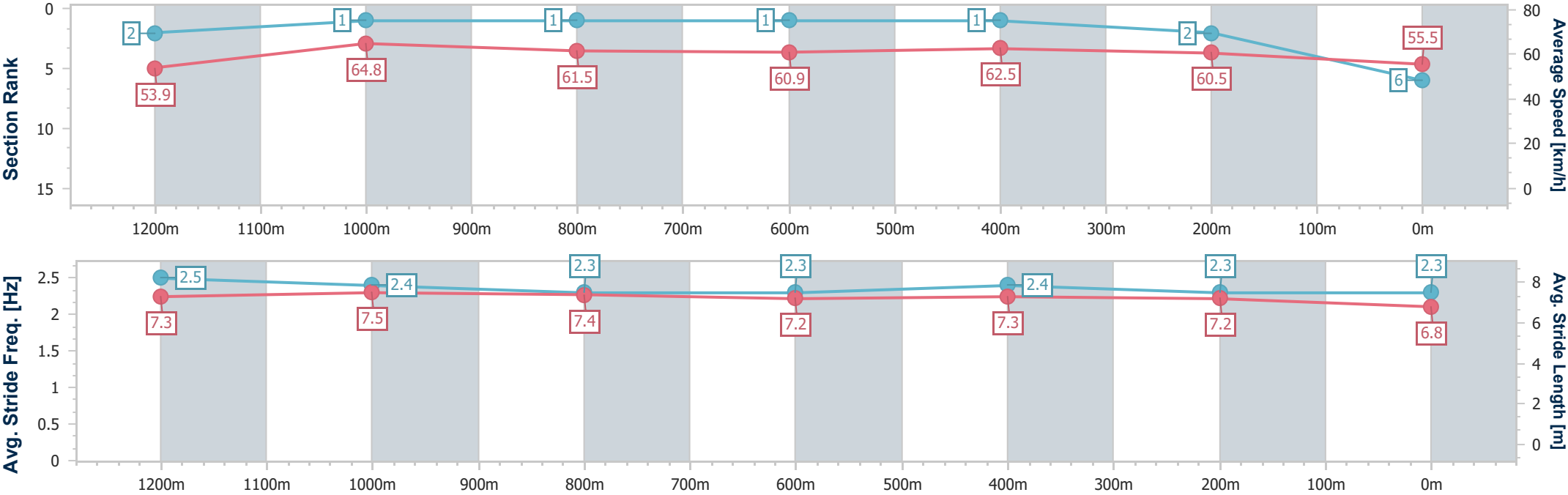
Horse/Jockey Name	Fine And Rare
Final Rank	6
Fastest Section Time (Section)	0:11.12 (1200m)
Top Speed [km/h] (Section)	67.6 (Overall)
Race State	Finished



RockhamptonProfessional
Race 5: FRENCHVILLE SPORTS CLUB Maiden Handicap - 1400m
29 July 2025 - 15:11
Track Rating: Soft 6, Weather: Fine, Rail Position: +7m Entire



Section	Overall	1200m	1000m	800m	600m	400m	200m						
Section Times	1:24.61 [6] (0:13.34)	1:11.27 [2] (0:11.12)	1:00.15 [1] (0:11.72)	0:48.43 [1] (0:12.02)	0:36.41 [1] (0:11.57)	0:24.84 [1] (0:11.90)	0:12.94 [2] (0:12.94)						
Average Speed [km/h]	53.9	64.8	61.5	60.9	62.5	60.5	55.5						
Top Speed [km/h]	67.6	66.8	63.5	61.7	63.3	62.4	58.8						
Avg. Dist. to Rail [m]	4.3	0.8	1.0	2.3	3.0	3.8	6.1						
Avg. Stride Freq. [Hz]	2.5	2.4	2.3	2.3	2.4	2.3	2.3						
Avg. Stride Length [m]	7.3	7.5	7.4	7.2	7.3	7.2	6.8						





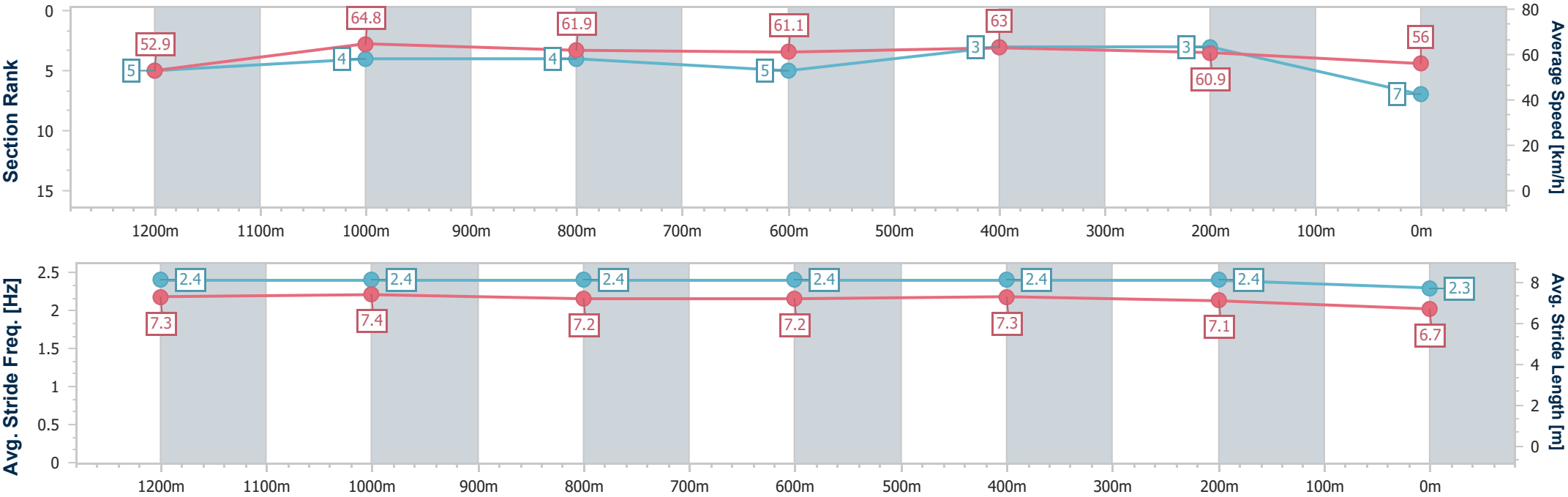
Horse/Jockey Name	Boom Crusher
Final Rank	7
Fastest Section Time (Section)	0:11.10 (1200m)
Top Speed [km/h] (Section)	66.6 (1200m)
Race State	Finished



RockhamptonProfessional
Race 5: FRENCHVILLE SPORTS CLUB Maiden Handicap - 1400m
29 July 2025 - 15:11
Track Rating: Soft 6, Weather: Fine, Rail Position: +7m Entire



Section	Overall	1200m	1000m	800m	600m	400m	200m						
Section Times	1:24.65 [7] (0:13.63)	1:11.02 [5] (0:11.10)	0:59.92 [4] (0:11.67)	0:48.25 [4] (0:12.12)	0:36.13 [5] (0:11.43)	0:24.70 [3] (0:11.81)	0:12.89 [3] (0:12.89)						
Average Speed [km/h]	52.9	64.8	61.9	61.1	63.0	60.9	56.0						
Top Speed [km/h]	65.2	66.6	63.5	62.3	63.6	63.1	58.8						
Avg. Dist. to Rail [m]	0.6	0.4	0.8	3.3	4.5	5.4	6.6						
Avg. Stride Freq. [Hz]	2.4	2.4	2.4	2.4	2.4	2.4	2.3						
Avg. Stride Length [m]	7.3	7.4	7.2	7.2	7.3	7.1	6.7						





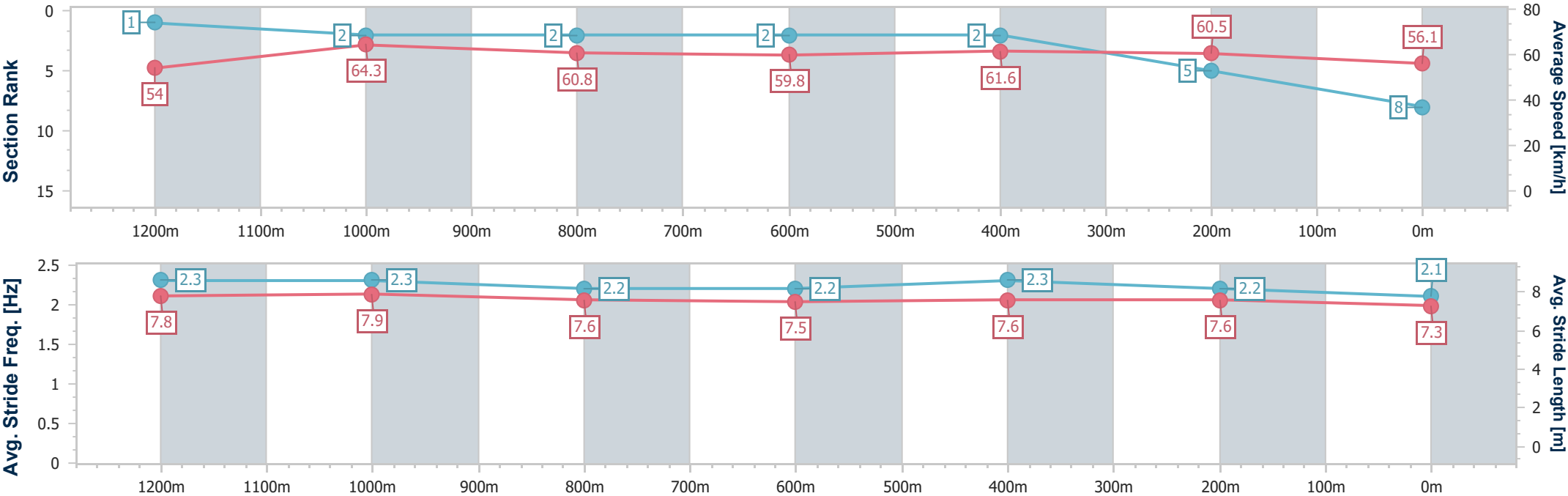
Horse/Jockey Name	Check One Two
Final Rank	8
Fastest Section Time (Section)	0:11.20 (1200m)
Top Speed [km/h] (Section)	67.1 (Overall)
Race State	Finished



RockhamptonProfessional
Race 5: FRENCHVILLE SPORTS CLUB Maiden Handicap - 1400m
29 July 2025 - 15:11
Track Rating: Soft 6, Weather: Fine, Rail Position: +7m Entire



Section	Overall	1200m	1000m	800m	600m	400m	200m						
Section Times	1:24.68 [8] (0:13.33)	1:11.35 [1] (0:11.20)	1:00.15 [2] (0:11.76)	0:48.39 [2] (0:11.95)	0:36.44 [2] (0:11.71)	0:24.73 [2] (0:11.90)	0:12.83 [5] (0:12.83)						
Average Speed [km/h]	54.0	64.3	60.8	59.8	61.6	60.5	56.1						
Top Speed [km/h]	67.1	66.4	62.5	61.5	62.3	61.5	58.7						
Avg. Dist. to Rail [m]	2.7	1.4	1.0	0.8	0.5	0.9	0.8						
Avg. Stride Freq. [Hz]	2.3	2.3	2.2	2.2	2.3	2.2	2.1						
Avg. Stride Length [m]	7.8	7.9	7.6	7.5	7.6	7.6	7.3						





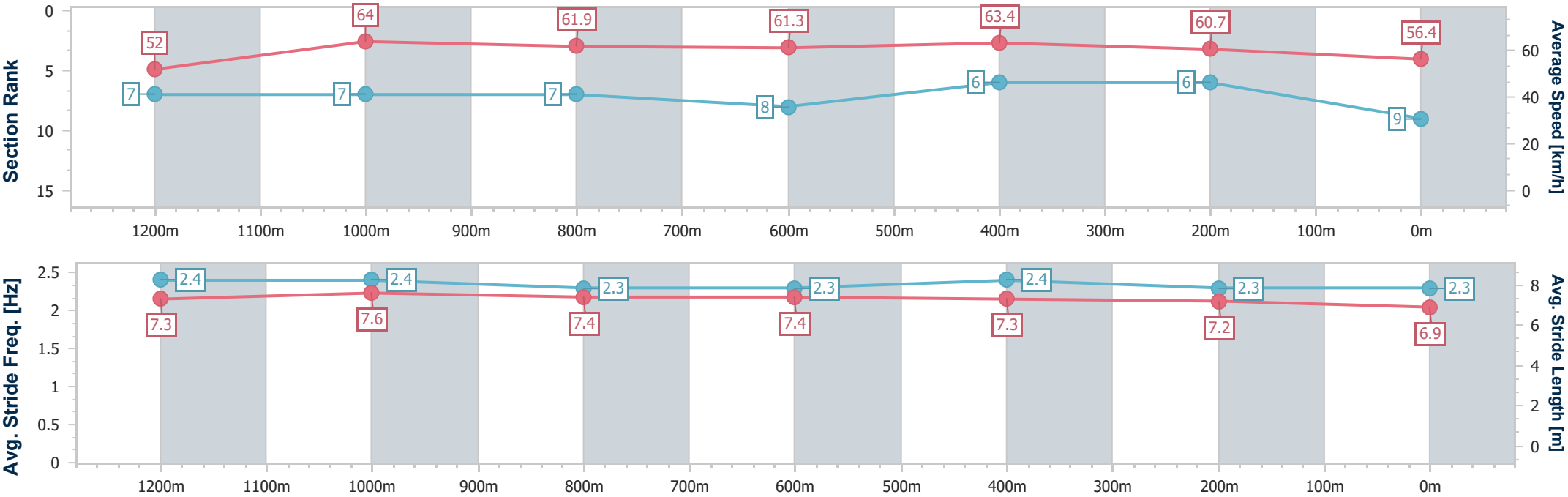
Horse/Jockey Name	Arthur's Dream
Final Rank	9
Fastest Section Time (Section)	0:11.24 (1200m)
Top Speed [km/h] (Section)	64.7 (1200m)
Race State	Finished



RockhamptonProfessional
Race 5: FRENCHVILLE SPORTS CLUB Maiden Handicap - 1400m
29 July 2025 - 15:11
Track Rating: Soft 6, Weather: Fine, Rail Position: +7m Entire



Section	Overall	1200m	1000m	800m	600m	400m	200m						
Section Times	1:24.81 [9] (0:13.83)	1:10.98 [7] (0:11.24)	0:59.74 [7] (0:11.69)	0:48.05 [7] (0:12.01)	0:36.04 [8] (0:11.40)	0:24.64 [6] (0:11.85)	0:12.79 [6] (0:12.79)						
Average Speed [km/h]	52.0	64.0	61.9	61.3	63.4	60.7	56.4						
Top Speed [km/h]	64.2	64.7	62.4	62.2	64.3	62.8	58.8						
Avg. Dist. to Rail [m]	2.2	0.6	0.5	3.1	5.9	7.0	8.6						
Avg. Stride Freq. [Hz]	2.4	2.4	2.3	2.3	2.4	2.3	2.3						
Avg. Stride Length [m]	7.3	7.6	7.4	7.4	7.3	7.2	6.9						





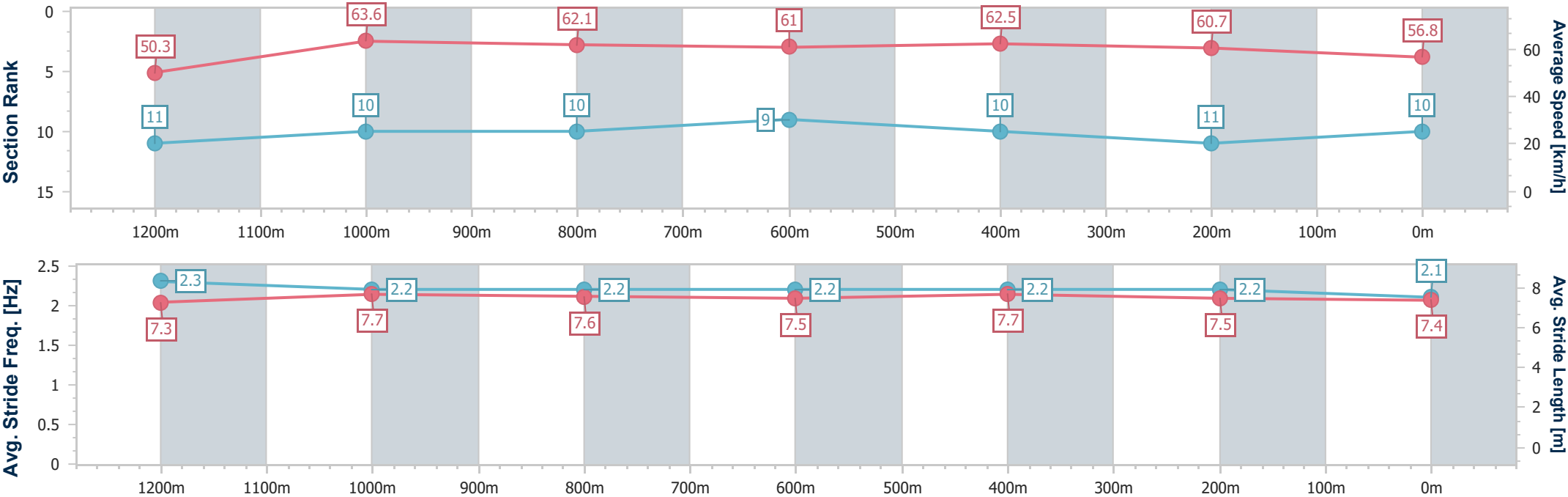
Horse/Jockey Name	Hadmytime
Final Rank	10
Fastest Section Time (Section)	0:11.29 (1200m)
Top Speed [km/h] (Section)	64.6 (1200m)
Race State	Finished



RockhamptonProfessional
Race 5: FRENCHVILLE SPORTS CLUB Maiden Handicap - 1400m
29 July 2025 - 15:11
Track Rating: Soft 6, Weather: Fine, Rail Position: +7m Entire



Section	Overall	1200m	1000m	800m	600m	400m	200m						
Section Times	1:25.03 [10] (0:14.35)	1:10.68 [11] (0:11.29)	0:59.39 [10] (0:11.48)	0:47.91 [10] (0:11.76)	0:36.15 [9] (0:11.53)	0:24.62 [10] (0:11.89)	0:12.73 [11] (0:12.73)						
Average Speed [km/h]	50.3	63.6	62.1	61.0	62.5	60.7	56.8						
Top Speed [km/h]	62.8	64.6	64.5	62.5	63.7	62.7	59.7						
Avg. Dist. to Rail [m]	0.9	0.7	1.6	1.0	4.4	8.0	9.6						
Avg. Stride Freq. [Hz]	2.3	2.2	2.2	2.2	2.2	2.2	2.1						
Avg. Stride Length [m]	7.3	7.7	7.6	7.5	7.7	7.5	7.4						





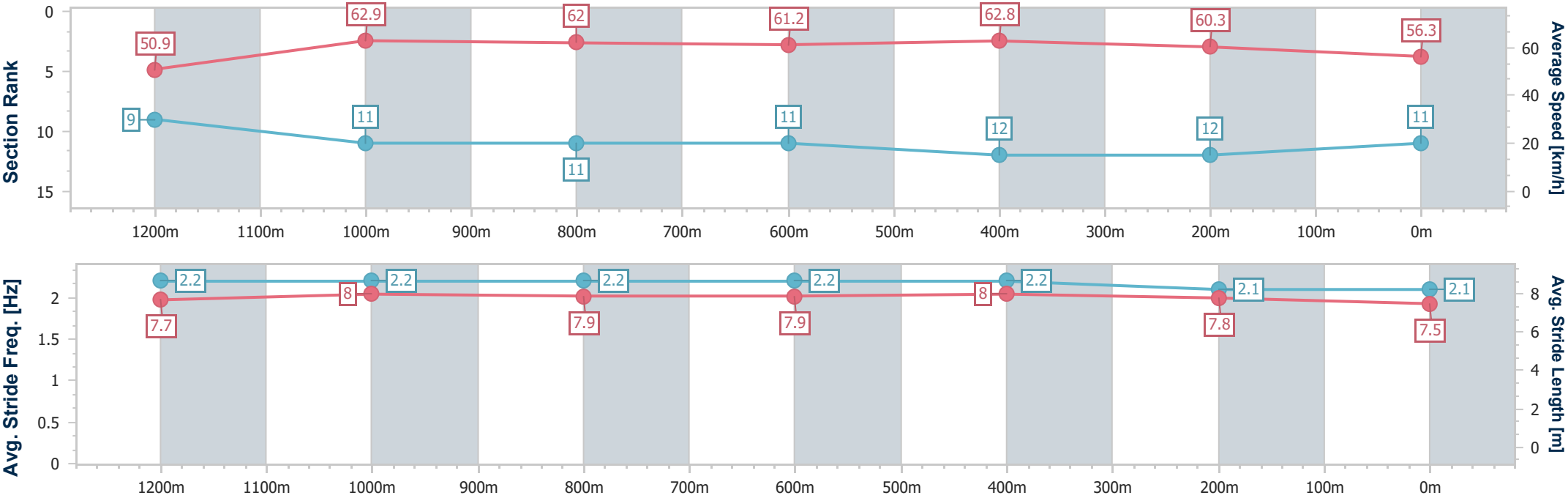
Horse/Jockey Name	Pitleco Lass
Final Rank	11
Fastest Section Time (Section)	0:11.48 (1200m)
Top Speed [km/h] (Section)	63.5 (1200m)
Race State	Finished



RockhamptonProfessional
Race 5: FRENCHVILLE SPORTS CLUB Maiden Handicap - 1400m
29 July 2025 - 15:11
Track Rating: Soft 6, Weather: Fine, Rail Position: +7m Entire



Section	Overall	1200m	1000m	800m	600m	400m	200m						
Section Times	1:25.47 [11] (0:14.17)	1:11.30 [9] (0:11.48)	0:59.82 [11] (0:11.59)	0:48.23 [11] (0:11.99)	0:36.24 [11] (0:11.52)	0:24.72 [12] (0:11.92)	0:12.80 [12] (0:12.80)						
Average Speed [km/h]	50.9	62.9	62.0	61.2	62.8	60.3	56.3						
Top Speed [km/h]	63.5	63.5	63.3	62.9	63.4	62.1	58.9						
Avg. Dist. to Rail [m]	3.4	1.1	0.6	2.3	3.5	2.9	2.2						
Avg. Stride Freq. [Hz]	2.2	2.2	2.2	2.2	2.2	2.1	2.1						
Avg. Stride Length [m]	7.7	8.0	7.9	7.9	8.0	7.8	7.5						





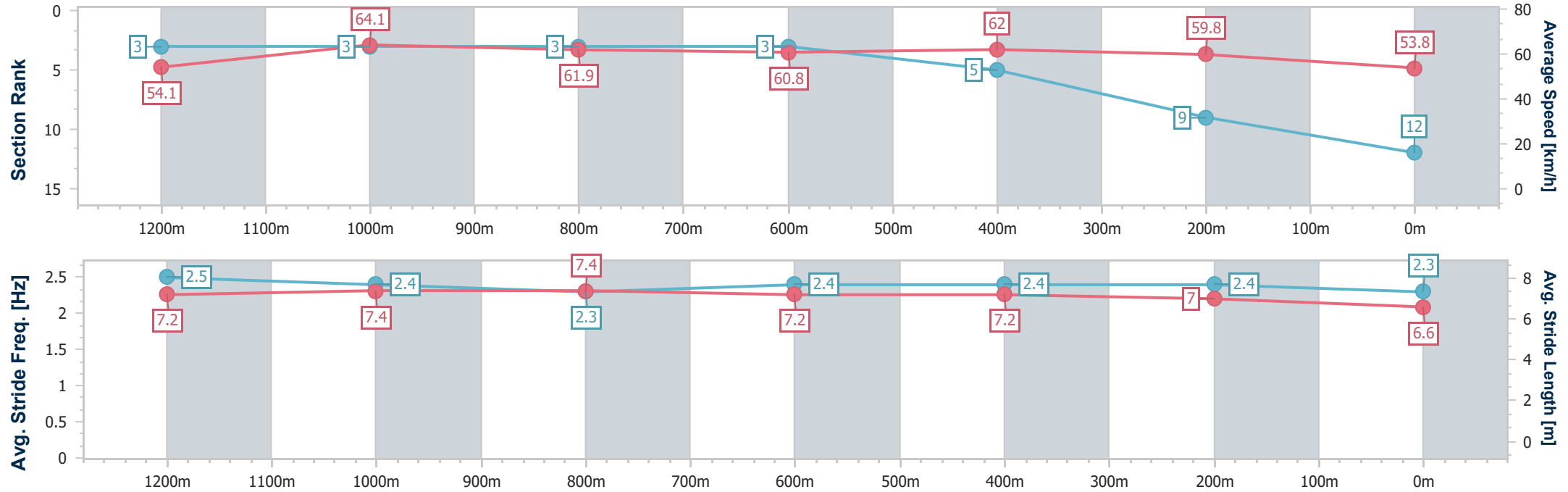
Horse/Jockey Name	Ange
Final Rank	12
Fastest Section Time (Section)	0:11.19 (1200m)
Top Speed [km/h] (Section)	67.3 (1200m)
Race State	Finished



RockhamptonProfessional
Race 5: FRENCHVILLE SPORTS CLUB Maiden Handicap - 1400m
29 July 2025 - 15:11
Track Rating: Soft 6, Weather: Fine, Rail Position: +7m Entire



Section	Overall	1200m	1000m	800m	600m	400m	200m						
Section Times	1:25.58 [12] (0:13.35)	1:12.23 [3] (0:11.19)	1:01.04 [3] (0:11.77)	0:49.27 [3] (0:12.18)	0:37.09 [3] (0:11.64)	0:25.45 [5] (0:12.07)	0:13.38 [9] (0:13.38)						
Average Speed [km/h]	54.1	64.1	61.9	60.8	62.0	59.8	53.8						
Top Speed [km/h]	66.9	67.3	62.9	62.6	62.5	61.7	56.6						
Avg. Dist. to Rail [m]	7.4	0.9	1.6	3.8	4.4	4.2	4.0						
Avg. Stride Freq. [Hz]	2.5	2.4	2.3	2.4	2.4	2.4	2.3						
Avg. Stride Length [m]	7.2	7.4	7.4	7.2	7.2	7.0	6.6						





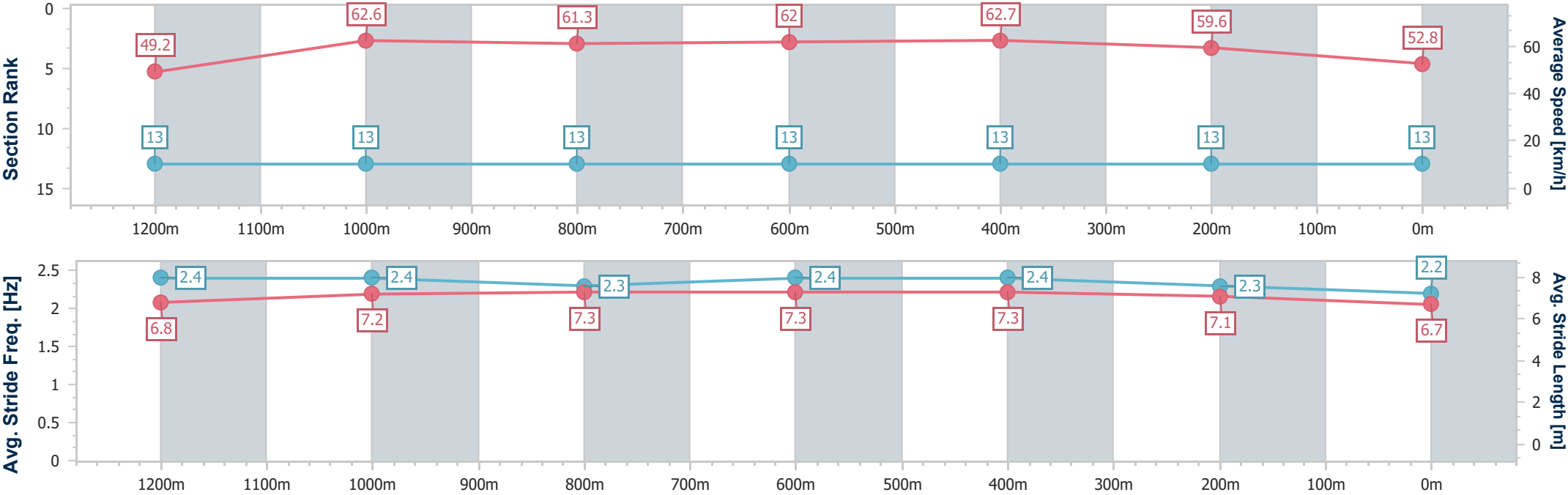
Horse/Jockey Name	Naughtynoddy
Final Rank	13
Fastest Section Time (Section)	0:11.51 (600m)
Top Speed [km/h] (Section)	63.9 (Overall)
Race State	Finished



RockhamptonProfessional
Race 5: FRENCHVILLE SPORTS CLUB Maiden Handicap - 1400m
29 July 2025 - 15:11
Track Rating: Soft 6, Weather: Fine, Rail Position: +7m Entire



Section	Overall	1200m	1000m	800m	600m	400m	200m						
Section Times	1:26.75 [13] (0:14.62)	1:12.13 [13] (0:11.52)	1:00.61 [13] (0:11.70)	0:48.91 [13] (0:11.71)	0:37.20 [13] (0:11.51)	0:25.69 [13] (0:12.07)	0:13.62 [13] (0:13.62)						
Average Speed [km/h]	49.2	62.6	61.3	62.0	62.7	59.6	52.8						
Top Speed [km/h]	63.9	63.8	62.6	62.4	63.6	62.6	56.8						
Avg. Dist. to Rail [m]	1.0	0.3	0.5	1.3	2.4	2.3	2.9						
Avg. Stride Freq. [Hz]	2.4	2.4	2.3	2.4	2.4	2.3	2.2						
Avg. Stride Length [m]	6.8	7.2	7.3	7.3	7.3	7.1	6.7						





Rockhampton Professional
Race 6: LJ HOOKER BM65 Handicap - 1400m
29 July 2025 - 15:45



Track Rating: Soft 6, Weather: Fine, Rail Position: +7m Entire

Section					Overall	1200m	1000m	800m	600m	400m	Last 600m		
Field Times					1:22.13 (0:12.48)	1:09.65 (0:11.63)	0:58.02 (0:11.57)	0:46.45 (0:11.57)	0:34.88 (0:11.11)	0:23.77 (0:11.50)	0:34.88		
Rank	TAB	Horse/Jockey	Barrier	Top Speed [km/h]	Fastest Section								Distance Travelled [m]
1	3	FIRE KING	2	65.7	0:11.14	1:22.13 [1]	1:09.32 [3]	0:57.75 [4]	0:46.20 [3]	0:34.66 [3]	0:23.52 [3]	0:34.66	
		Scott Sheargold		600m	600m	(0:12.81)	(0:11.57)	(0:11.55)	(0:11.54)	(0:11.14)	(0:11.39)		
2	2	ZHUANG SHI	8	66.6	0:10.93	1:22.13 [2]	1:08.98 [7]	0:57.29 [6]	0:45.64 [6]	0:34.29 [5]	0:23.36 [5]	0:34.29	+0
		Ryan Wiggins		600m	600m	(0:13.15)	(0:11.69)	(0:11.65)	(0:11.35)	(0:10.93)	(0:11.18)		
3	4	PREPOTENT	6	66.1	0:11.07	1:22.14 [3]	1:09.38 [2]	0:57.84 [2]	0:46.17 [4]	0:34.53 [4]	0:23.46 [4]	0:34.53	+5
		Raul Silvera Olivera		600m	600m	(0:12.76)	(0:11.54)	(0:11.67)	(0:11.64)	(0:11.07)	(0:11.26)		
4	1	NONDISCLOSURE	1	66.0	0:11.11	1:22.17 [4]	1:09.69 [1]	0:58.06 [1]	0:46.49 [1]	0:34.92 [1]	0:23.81 [1]	0:34.92	-4
		Ashley Butler		600m	600m	(0:12.48)	(0:11.63)	(0:11.57)	(0:11.57)	(0:11.11)	(0:11.50)		
5	6	FREEMAN	7	67.2	0:10.96	1:22.39 [5]	1:09.09 [8]	0:57.12 [8]	0:45.52 [8]	0:34.38 [7]	0:23.42 [6]	0:34.38	-4
		Bailey Wheeler		600m	600m	(0:13.30)	(0:11.97)	(0:11.60)	(0:11.14)	(0:10.96)	(0:11.34)		
6	5	GENERAL HIPPO	3	65.2	0:11.26	1:22.68 [6]	1:09.83 [4]	0:58.37 [3]	0:46.93 [2]	0:35.34 [2]	0:24.08 [2]	0:35.34	-2
		Chloe Lowe		600m	600m	(0:12.85)	(0:11.46)	(0:11.44)	(0:11.59)	(0:11.26)	(0:11.62)		
7	10	BO BO BEWARE	4	65.6	0:11.19	1:23.05 [7]	1:09.95 [5]	0:58.36 [5]	0:46.73 [5]	0:35.11 [6]	0:23.92 [7]	0:35.11	+4
		Brooke Johnson		600m	600m	(0:13.10)	(0:11.59)	(0:11.63)	(0:11.62)	(0:11.19)	(0:11.59)		
8	8	THE LAST SAGA	5	65.6	0:11.12	1:23.61 [8]	1:10.46 [6]	0:58.67 [7]	0:46.99 [7]	0:35.55 [8]	0:24.43 [8]	0:35.55	+4
		Sean Cormack		600m	600m	(0:13.15)	(0:11.79)	(0:11.68)	(0:11.44)	(0:11.12)	(0:11.66)		

Scratched: Eleanor Nancy (#7), Shouts All Day (#9)



Rockhampton Professional
Race 6: LJ HOOKER BM65 Handicap - 1400m
29 July 2025 - 15:45



Track Rating: Soft 6, Weather: Fine, Rail Position: +7m Entire

Section Field Times				200m 0:12.27 (0:12.27)				Last 600m 0:34.88	
Rank	TAB	Horse/Jockey	Barrier	Top Speed [km/h]	Fastest Section	Margin		Distance Travelled [m]	
1	3	FIRE KING	2	65.7	0:11.14	0:12.13 [4]	1:22.13	0:34.66	
		Scott Sheargold		600m	600m	(0:12.13)			
2	2	ZHUANG SHI	8	66.6	0:10.93	0:12.18 [3]	0.01L	0:34.29	+0
		Ryan Wiggins		600m	600m	(0:12.18)			
3	4	PREPOTENT	6	66.1	0:11.07	0:12.20 [2]	0.06L	0:34.53	+5
		Raul Silvera Olivera		600m	600m	(0:12.20)			
4	1	NONDISCLOSURE	1	66.0	0:11.11	0:12.31 [1]	0.22L	0:34.92	-4
		Ashley Butler		600m	600m	(0:12.31)			
5	6	FREEMAN	7	67.2	0:10.96	0:12.08 [6]	1.52L	0:34.38	-4
		Bailey Wheeler		600m	600m	(0:12.08)			
6	5	GENERAL HIPPO	3	65.2	0:11.26	0:12.46 [5]	3.25L	0:35.34	-2
		Chloe Lowe		600m	600m	(0:12.46)			
7	10	BO BO BEWARE	4	65.6	0:11.19	0:12.33 [7]	5.41L	0:35.11	+4
		Brooke Johnson		600m	600m	(0:12.33)			
8	8	THE LAST SAGA	5	65.6	0:11.12	0:12.77 [8]	8.72L	0:35.55	+4
		Sean Cormack		600m	600m	(0:12.77)			

Scratched: Eleanor Nancy (#7), Shouts All Day (#9)



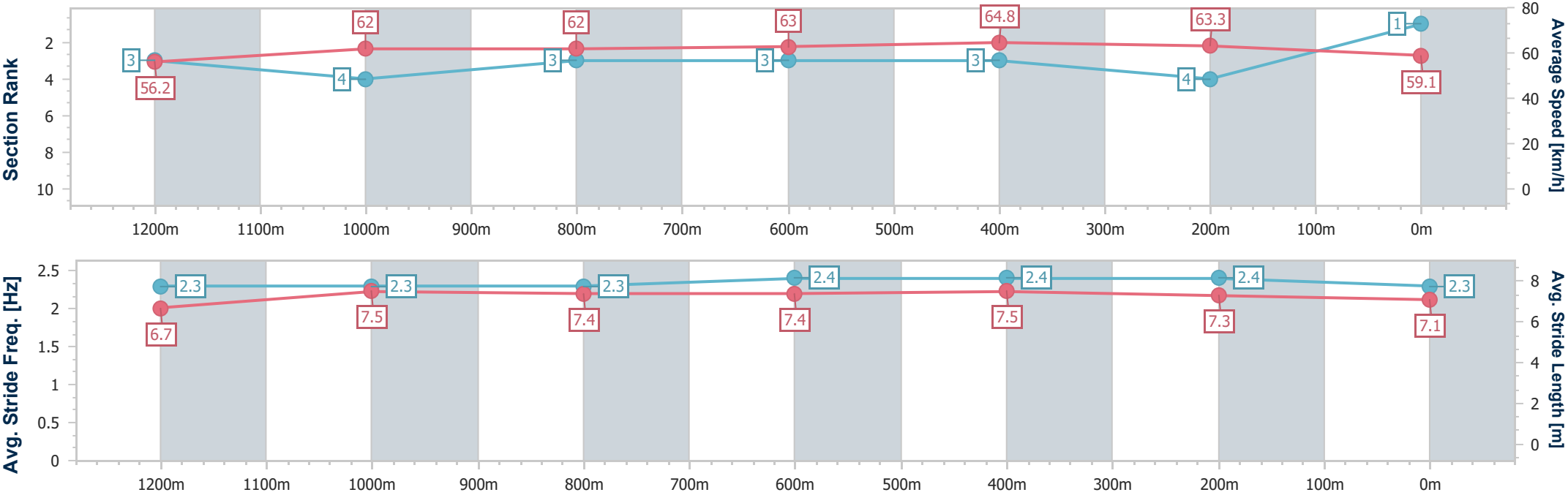
Horse/Jockey Name	Fire King
Final Rank	1
Fastest Section Time (Section)	0:11.14 (600m)
Top Speed [km/h] (Section)	65.7 (600m)
Race State	Finished



RockhamptonProfessional
Race 6: LJ HOOKER BM65 Handicap - 1400m
29 July 2025 - 15:45
Track Rating: Soft 6, Weather: Fine, Rail Position: +7m Entire



Section	Overall	1200m	1000m	800m	600m	400m	200m						
Section Times	1:22.13 [1] (0:12.81)	1:09.32 [3] (0:11.57)	0:57.75 [4] (0:11.55)	0:46.20 [3] (0:11.54)	0:34.66 [3] (0:11.14)	0:23.52 [3] (0:11.39)	0:12.13 [4] (0:12.13)						
Average Speed [km/h]	56.2	62.0	62.0	63.0	64.8	63.3	59.1						
Top Speed [km/h]	61.3	63.0	63.5	64.3	65.7	65.0	61.8						
Avg. Dist. to Rail [m]	0.5	1.1	0.7	1.1	2.0	3.2	2.9						
Avg. Stride Freq. [Hz]	2.3	2.3	2.3	2.4	2.4	2.4	2.3						
Avg. Stride Length [m]	6.7	7.5	7.4	7.4	7.5	7.3	7.1						





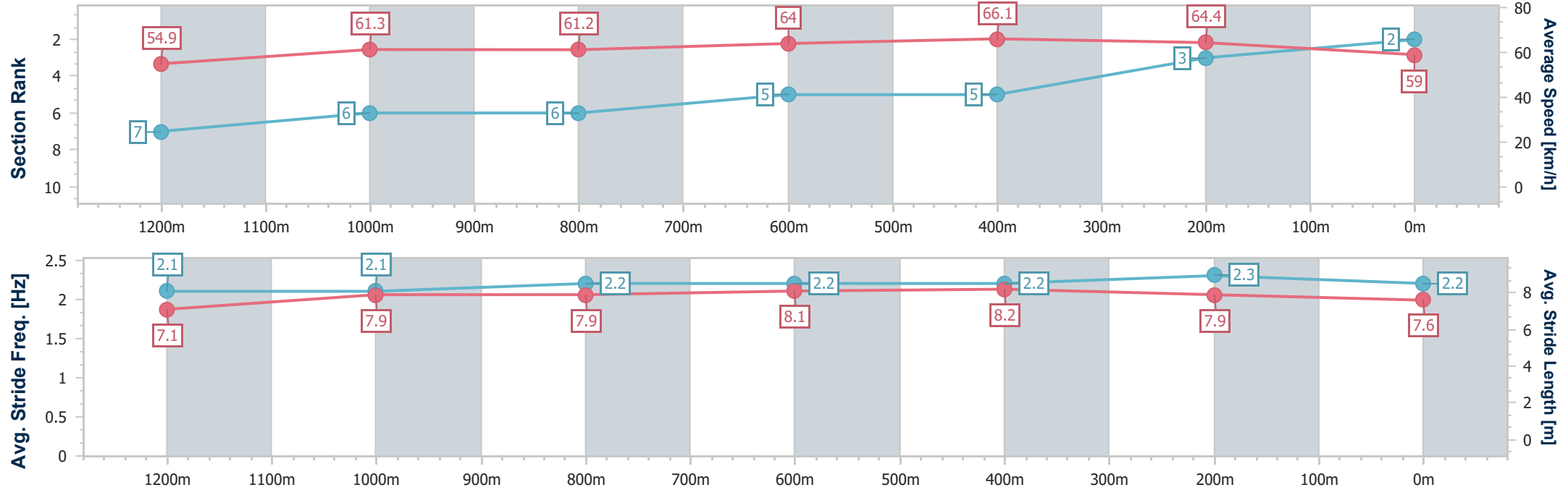
Horse/Jockey Name	Zhuang Shi
Final Rank	2
Fastest Section Time (Section)	0:10.93 (600m)
Top Speed [km/h] (Section)	66.6 (600m)
Race State	Finished



RockhamptonProfessional
Race 6: LJ HOOKER BM65 Handicap - 1400m
29 July 2025 - 15:45
Track Rating: Soft 6, Weather: Fine, Rail Position: +7m Entire



Section	Overall	1200m	1000m	800m	600m	400m	200m						
Section Times	1:22.13 [2] (0:13.15)	1:08.98 [7] (0:11.69)	0:57.29 [6] (0:11.65)	0:45.64 [6] (0:11.35)	0:34.29 [5] (0:10.93)	0:23.36 [5] (0:11.18)	0:12.18 [3] (0:12.18)						
Average Speed [km/h]	54.9	61.3	61.2	64.0	66.1	64.4	59.0						
Top Speed [km/h]	61.9	62.2	63.5	64.7	66.6	65.7	62.8						
Avg. Dist. to Rail [m]	2.2	1.3	1.3	1.1	3.5	6.3	6.3						
Avg. Stride Freq. [Hz]	2.1	2.1	2.2	2.2	2.2	2.3	2.2						
Avg. Stride Length [m]	7.1	7.9	7.9	8.1	8.2	7.9	7.6						





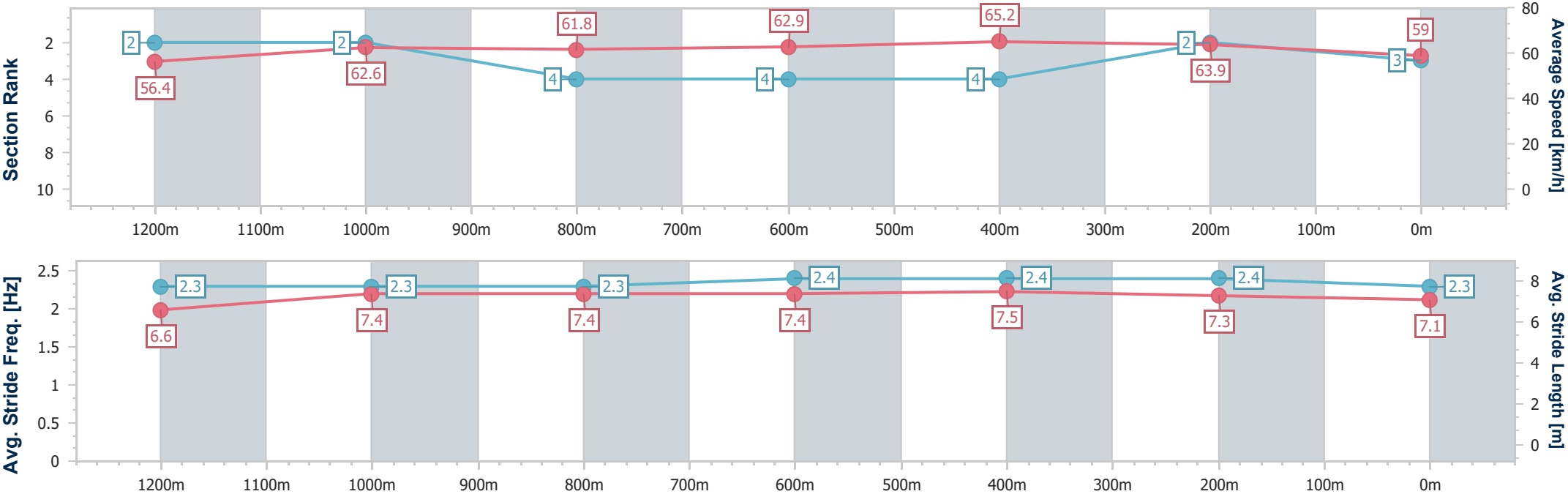
Horse/Jockey Name	Prepotent
Final Rank	3
Fastest Section Time (Section)	0:11.07 (600m)
Top Speed [km/h] (Section)	66.1 (600m)
Race State	Finished



RockhamptonProfessional
Race 6: LJ HOOKER BM65 Handicap - 1400m
29 July 2025 - 15:45
Track Rating: Soft 6, Weather: Fine, Rail Position: +7m Entire



Section	Overall	1200m	1000m	800m	600m	400m	200m						
Section Times	1:22.14 [3] (0:12.76)	1:09.38 [2] (0:11.54)	0:57.84 [2] (0:11.67)	0:46.17 [4] (0:11.64)	0:34.53 [4] (0:11.07)	0:23.46 [4] (0:11.26)	0:12.20 [2] (0:12.20)						
Average Speed [km/h]	56.4	62.6	61.8	62.9	65.2	63.9	59.0						
Top Speed [km/h]	63.0	65.0	63.3	64.2	66.1	64.7	62.7						
Avg. Dist. to Rail [m]	3.2	1.8	0.9	2.2	2.4	6.3	7.2						
Avg. Stride Freq. [Hz]	2.3	2.3	2.3	2.4	2.4	2.4	2.3						
Avg. Stride Length [m]	6.6	7.4	7.4	7.4	7.5	7.3	7.1						





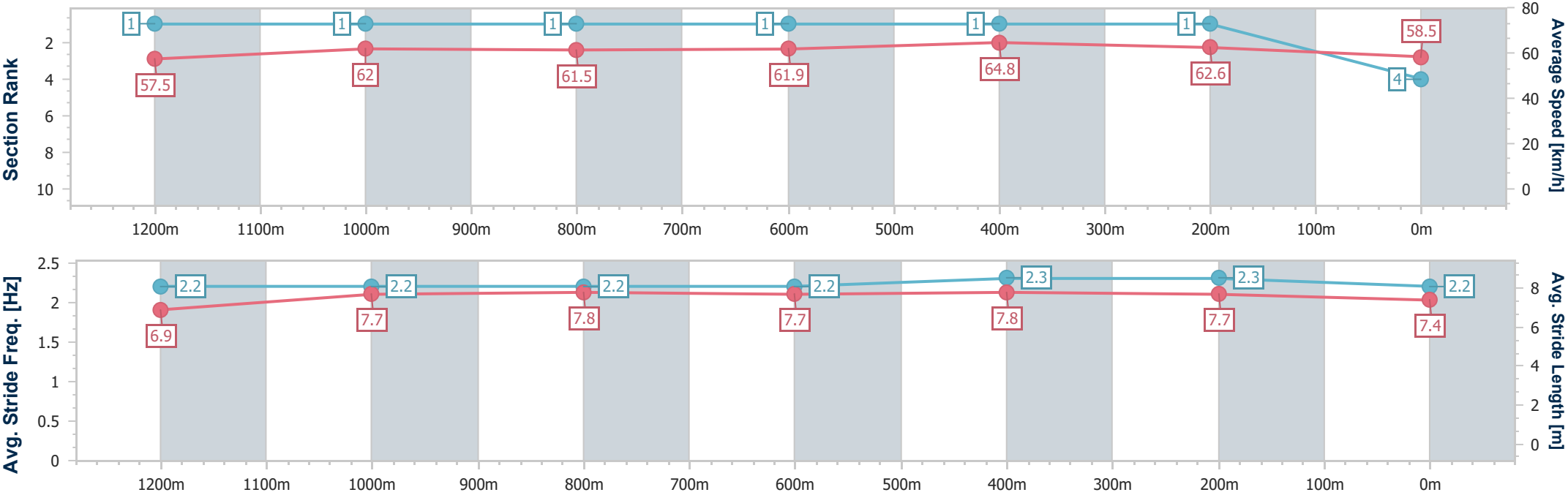
Horse/Jockey Name	Nondisclosure
Final Rank	4
Fastest Section Time (Section)	0:11.11 (600m)
Top Speed [km/h] (Section)	66.0 (600m)
Race State	Finished



RockhamptonProfessional
Race 6: LJ HOOKER BM65 Handicap - 1400m
29 July 2025 - 15:45
Track Rating: Soft 6, Weather: Fine, Rail Position: +7m Entire



Section	Overall	1200m	1000m	800m	600m	400m	200m						
Section Times	1:22.17 [4] (0:12.48)	1:09.69 [1] (0:11.63)	0:58.06 [1] (0:11.57)	0:46.49 [1] (0:11.57)	0:34.92 [1] (0:11.11)	0:23.81 [1] (0:11.50)	0:12.31 [1] (0:12.31)						
Average Speed [km/h]	57.5	62.0	61.5	61.9	64.8	62.6	58.5						
Top Speed [km/h]	64.6	62.6	62.8	63.1	66.0	64.2	61.1						
Avg. Dist. to Rail [m]	0.6	0.7	1.4	0.9	2.1	2.7	2.2						
Avg. Stride Freq. [Hz]	2.2	2.2	2.2	2.2	2.3	2.3	2.2						
Avg. Stride Length [m]	6.9	7.7	7.8	7.7	7.8	7.7	7.4						





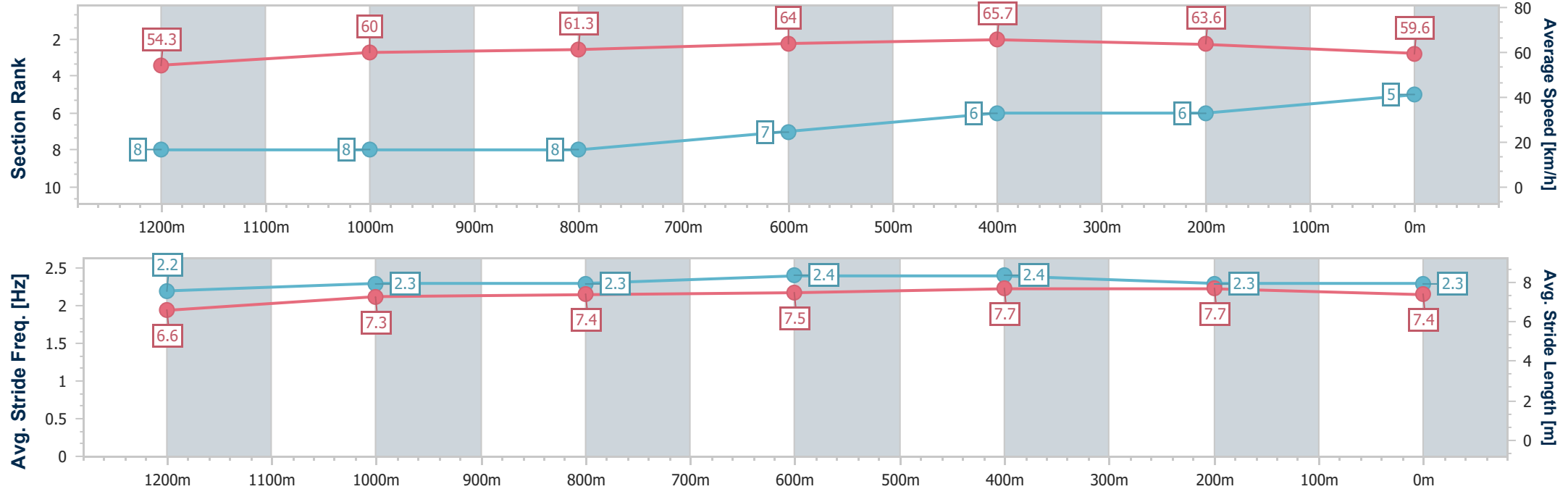
Horse/Jockey Name	Freeman
Final Rank	5
Fastest Section Time (Section)	0:10.96 (600m)
Top Speed [km/h] (Section)	67.2 (600m)
Race State	Finished



RockhamptonProfessional
Race 6: LJ HOOKER BM65 Handicap - 1400m
29 July 2025 - 15:45
Track Rating: Soft 6, Weather: Fine, Rail Position: +7m Entire



Section	Overall	1200m	1000m	800m	600m	400m	200m						
Section Times	1:22.39 [5] (0:13.30)	1:09.09 [8] (0:11.97)	0:57.12 [8] (0:11.60)	0:45.52 [8] (0:11.14)	0:34.38 [7] (0:10.96)	0:23.42 [6] (0:11.34)	0:12.08 [6] (0:12.08)						
Average Speed [km/h]	54.3	60.0	61.3	64.0	65.7	63.6	59.6						
Top Speed [km/h]	59.3	61.7	63.2	66.3	67.2	65.8	62.6						
Avg. Dist. to Rail [m]	4.1	1.0	2.0	1.2	0.8	3.9	5.2						
Avg. Stride Freq. [Hz]	2.2	2.3	2.3	2.4	2.4	2.3	2.3						
Avg. Stride Length [m]	6.6	7.3	7.4	7.5	7.7	7.7	7.4						





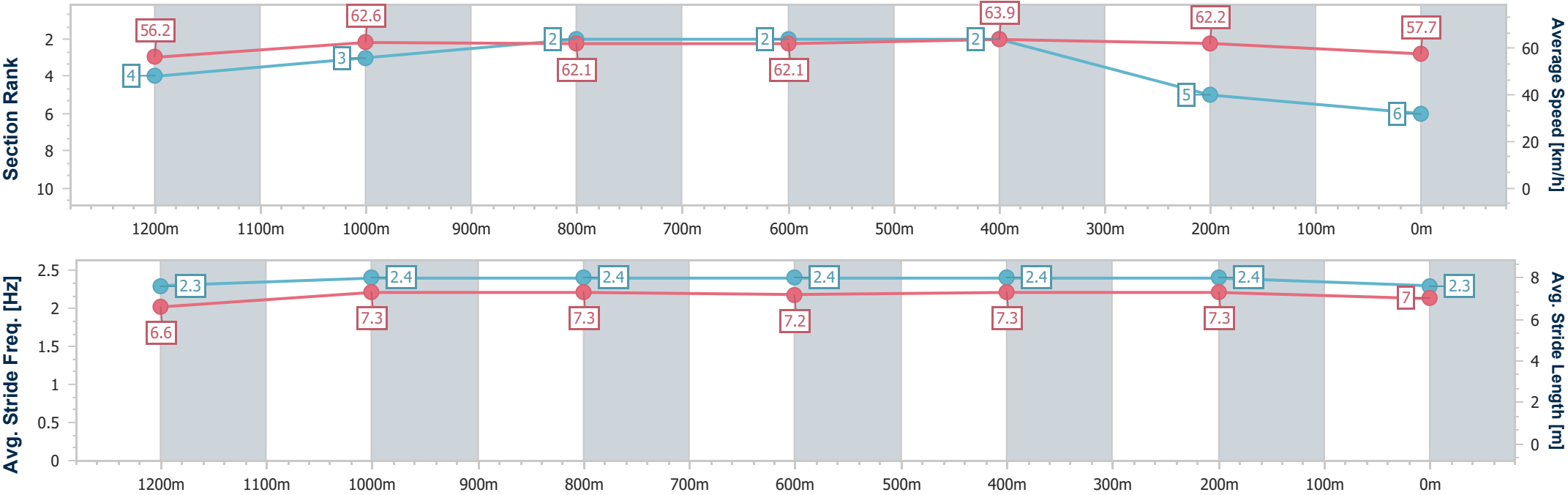
Horse/Jockey Name	General Hippo
Final Rank	6
Fastest Section Time (Section)	0:11.26 (600m)
Top Speed [km/h] (Section)	65.2 (600m)
Race State	Finished



RockhamptonProfessional
Race 6: LJ HOOKER BM65 Handicap - 1400m
29 July 2025 - 15:45
Track Rating: Soft 6, Weather: Fine, Rail Position: +7m Entire



Section	Overall	1200m	1000m	800m	600m	400m	200m						
Section Times	1:22.68 [6] (0:12.85)	1:09.83 [4] (0:11.46)	0:58.37 [3] (0:11.44)	0:46.93 [2] (0:11.59)	0:35.34 [2] (0:11.26)	0:24.08 [2] (0:11.62)	0:12.46 [5] (0:12.46)						
Average Speed [km/h]	56.2	62.6	62.1	62.1	63.9	62.2	57.7						
Top Speed [km/h]	62.0	64.6	64.4	64.0	65.2	64.4	60.1						
Avg. Dist. to Rail [m]	0.5	0.6	1.6	0.8	0.5	2.9	2.0						
Avg. Stride Freq. [Hz]	2.3	2.4	2.4	2.4	2.4	2.4	2.3						
Avg. Stride Length [m]	6.6	7.3	7.3	7.2	7.3	7.3	7.0						





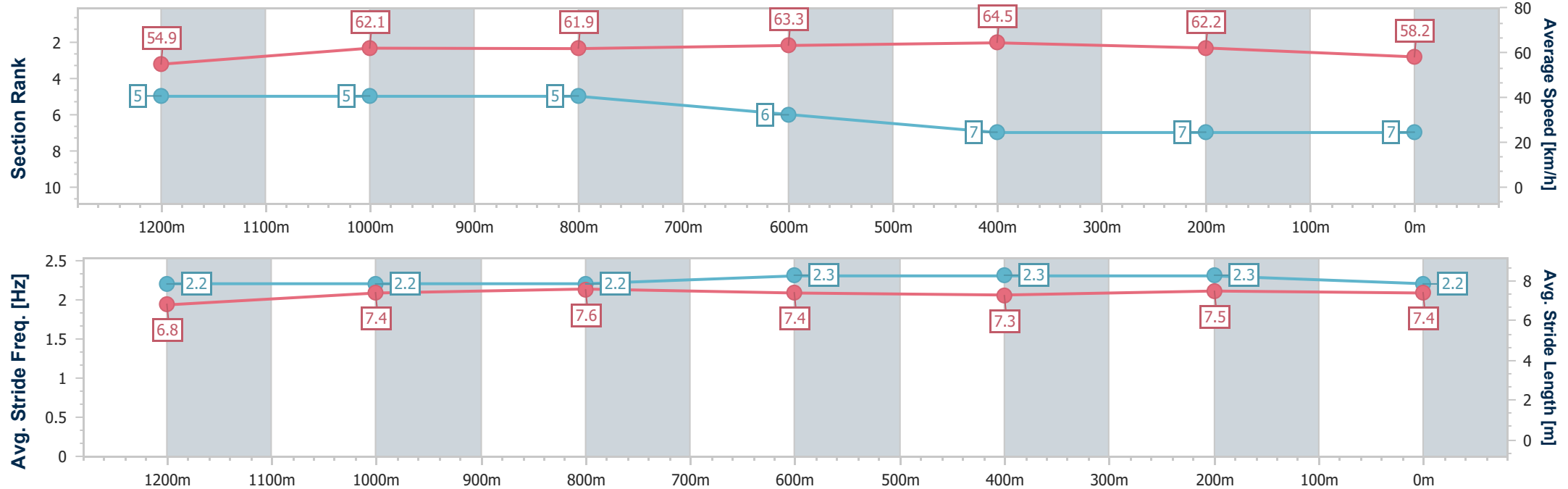
Horse/Jockey Name	Bo Bo Beware
Final Rank	7
Fastest Section Time (Section)	0:11.19 (600m)
Top Speed [km/h] (Section)	65.6 (600m)
Race State	Finished



RockhamptonProfessional
Race 6: LJ HOOKER BM65 Handicap - 1400m
29 July 2025 - 15:45
Track Rating: Soft 6, Weather: Fine, Rail Position: +7m Entire



Section	Overall	1200m	1000m	800m	600m	400m	200m						
Section Times	1:23.05 [7] (0:13.10)	1:09.95 [5] (0:11.59)	0:58.36 [5] (0:11.63)	0:46.73 [5] (0:11.62)	0:35.11 [6] (0:11.19)	0:23.92 [7] (0:11.59)	0:12.33 [7] (0:12.33)						
Average Speed [km/h]	54.9	62.1	61.9	63.3	64.5	62.2	58.2						
Top Speed [km/h]	61.4	62.7	63.0	63.9	65.6	63.9	60.8						
Avg. Dist. to Rail [m]	2.0	0.3	0.3	2.6	5.4	7.1	4.9						
Avg. Stride Freq. [Hz]	2.2	2.2	2.2	2.3	2.3	2.3	2.2						
Avg. Stride Length [m]	6.8	7.4	7.6	7.4	7.3	7.5	7.4						





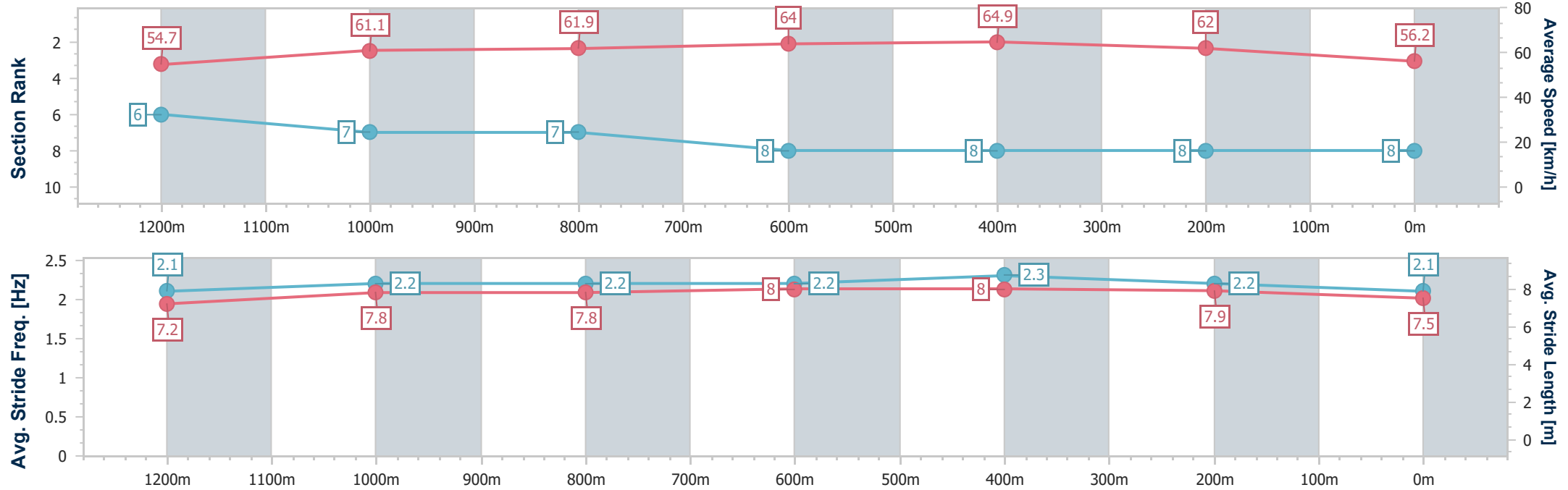
Horse/Jockey Name	The Last Saga
Final Rank	8
Fastest Section Time (Section)	0:11.12 (600m)
Top Speed [km/h] (Section)	65.6 (600m)
Race State	Finished



RockhamptonProfessional
Race 6: LJ HOOKER BM65 Handicap - 1400m
29 July 2025 - 15:45
Track Rating: Soft 6, Weather: Fine, Rail Position: +7m Entire



Section	Overall	1200m	1000m	800m	600m	400m	200m						
Section Times	1:23.61 [8] (0:13.15)	1:10.46 [6] (0:11.79)	0:58.67 [7] (0:11.68)	0:46.99 [7] (0:11.44)	0:35.55 [8] (0:11.12)	0:24.43 [8] (0:11.66)	0:12.77 [8] (0:12.77)						
Average Speed [km/h]	54.7	61.1	61.9	64.0	64.9	62.0	56.2						
Top Speed [km/h]	59.8	62.2	64.2	65.2	65.6	63.9	60.0						
Avg. Dist. to Rail [m]	1.9	0.4	0.6	2.1	5.0	6.9	4.5						
Avg. Stride Freq. [Hz]	2.1	2.2	2.2	2.2	2.3	2.2	2.1						
Avg. Stride Length [m]	7.2	7.8	7.8	8.0	8.0	7.9	7.5						



[] Ranking at each section and finish
-.-.- No data available at this section
NA No data available



Rockhampton Professional

Race 7: NEXT RJC RACEDAY 5 AUGUST Class 1 Handicap - 1400m

29 July 2025 - 16:23



Track Rating: Soft 6, Weather: Fine, Rail Position: +7m Entire

Section		Overall				1200m	1000m	800m	600m	400m	Last 600m	
Field Times		1:23.87				1:10.30	0:58.65	0:46.88	0:35.08	0:23.63	0:35.08	
		(0:13.57)				(0:11.65)	(0:11.77)	(0:11.80)	(0:11.45)	(0:11.73)		
Rank	TAB	Horse/Jockey	Barrier	Top Speed [km/h]	Fastest Section							Distance Travelled [m]
1	2	OUT OF LUCK	1	66.0	0:11.09	1:23.87 [1]	1:09.85 [8]	0:58.05 [7]	0:45.92 [7]	0:34.08 [5]	0:22.85 [5]	0:34.08
		Bailey Wheeler		400m	400m	(0:14.02)	(0:11.80)	(0:12.13)	(0:11.84)	(0:11.23)	(0:11.09)	
2	1	DETERMINATION	2	65.5	0:11.13	1:23.91 [2]	1:10.16 [3]	0:58.39 [4]	0:46.26 [3]	0:34.33 [4]	0:23.01 [4]	0:34.33
		Les Tilley		600m	400m	(0:13.75)	(0:11.77)	(0:12.13)	(0:11.93)	(0:11.32)	(0:11.13)	-1
3	8	SIDESHOW FRANKIE	7	65.3	0:11.34	1:24.19 [3]	1:10.62 [1]	0:58.97 [1]	0:46.90 [2]	0:34.88 [2]	0:23.54 [2]	0:34.88
		Natalea Summers		600m	600m	(0:13.57)	(0:11.65)	(0:12.07)	(0:12.02)	(0:11.34)	(0:11.34)	+1
4	14	MASALI RAFFA	9	64.8	0:11.42	1:24.25 [4]	1:10.44 [4]	0:59.02 [2]	0:47.26 [1]	0:35.46 [1]	0:24.01 [1]	0:35.46
		Brooke Johnson		1200m	1200m	(0:13.81)	(0:11.42)	(0:11.76)	(0:11.80)	(0:11.45)	(0:11.73)	+2
5	3	SPIRIT TALKER	10	65.4	0:11.17	1:24.63 [5]	1:10.40 [9]	0:58.54 [9]	0:46.40 [9]	0:34.56 [8]	0:23.39 [6]	0:34.56
		Tasha Chambers		600m	600m	(0:14.23)	(0:11.86)	(0:12.14)	(0:11.84)	(0:11.17)	(0:11.35)	+1
6	6	NEPTUNE LEGEND	5	63.6	0:11.47	1:24.97 [6]	1:11.09 [5]	0:59.27 [5]	0:47.12 [5]	0:35.07 [6]	0:23.47 [9]	0:35.07
		Chloe Lowe		400m	400m	(0:13.88)	(0:11.82)	(0:12.15)	(0:12.05)	(0:11.60)	(0:11.47)	+6
7	5	AIN'T NOBODY	8	65.5	0:11.25	1:25.03 [7]	1:11.09 [6]	0:59.10 [8]	0:46.85 [8]	0:34.95 [9]	0:23.70 [7]	0:34.95
		Raul Silvera Olivera		600m	600m	(0:13.94)	(0:11.99)	(0:12.25)	(0:11.90)	(0:11.25)	(0:11.44)	+5
8	7	GRAECI	3	65.2	0:11.23	1:25.34 [8]	1:11.60 [2]	0:59.84 [3]	0:47.68 [4]	0:35.80 [3]	0:24.57 [3]	0:35.80
		Ashley Butler		600m	600m	(0:13.74)	(0:11.76)	(0:12.16)	(0:11.88)	(0:11.23)	(0:11.90)	+4
9	11	SPIRITED SMILE	4	64.5	0:11.37	1:25.47 [9]	1:11.48 [7]	0:59.71 [6]	0:47.52 [6]	0:35.50 [7]	0:24.13 [8]	0:35.50
		Adam Sewell		600m	600m	(0:13.99)	(0:11.77)	(0:12.19)	(0:12.02)	(0:11.37)	(0:11.53)	+3

Scratched: Ludik (#10), Romantic Thoughts (#13), Here's To Power (#9), Zelezny (#12), Iconic Prince (#4)



Rockhampton Professional
Race 7: NEXT RJC RACEDAY 5 AUGUST Class 1 Handicap - 1400m
29 July 2025 - 16:23



Track Rating: Soft 6, Weather: Fine, Rail Position: +7m Entire

Section Field Times				200m 0:11.90 (0:11.90)				Last 600m 0:35.08	
Rank	TAB	Horse/Jockey	Barrier	Top Speed [km/h]	Fastest Section	Margin		Distance Travelled [m]	
1	2	OUT OF LUCK	1	66.0	0:11.09	0:11.76 [4]	1:23.87	0:34.08	
		Bailey Wheeler		400m	400m	(0:11.76)			
2	1	DETERMINATION	2	65.5	0:11.13	0:11.88 [3]	0.24L	0:34.33	-1
		Les Tilley		600m	400m	(0:11.88)			
3	8	SIDESHOW FRANKIE	7	65.3	0:11.34	0:12.20 [2]	1.89L	0:34.88	+1
		Natalea Summers		600m	600m	(0:12.20)			
4	14	MASALI RAFFA	9	64.8	0:11.42	0:12.28 [1]	2.28L	0:35.46	+2
		Brooke Johnson		1200m	1200m	(0:12.28)			
5	3	SPIRIT TALKER	10	65.4	0:11.17	0:12.04 [5]	4.48L	0:34.56	+1
		Tasha Chambers		600m	600m	(0:12.04)			
6	6	NEPTUNE LEGEND	5	63.6	0:11.47	0:12.00 [9]	6.5L	0:35.07	+6
		Chloe Lowe		400m	400m	(0:12.00)			
7	5	AIN'T NOBODY	8	65.5	0:11.25	0:12.26 [7]	6.83L	0:34.95	+5
		Raul Silvera Olivera		600m	600m	(0:12.26)			
8	7	GRAECI	3	65.2	0:11.23	0:12.67 [6]	8.65L	0:35.80	+4
		Ashley Butler		600m	600m	(0:12.67)			
9	11	SPIRITED SMILE	4	64.5	0:11.37	0:12.60 [8]	9.45L	0:35.50	+3
		Adam Sewell		600m	600m	(0:12.60)			

Scratched: Ludik (#10), Romantic Thoughts (#13), Here's To Power (#9), Zelezny (#12), Iconic Prince (#4)



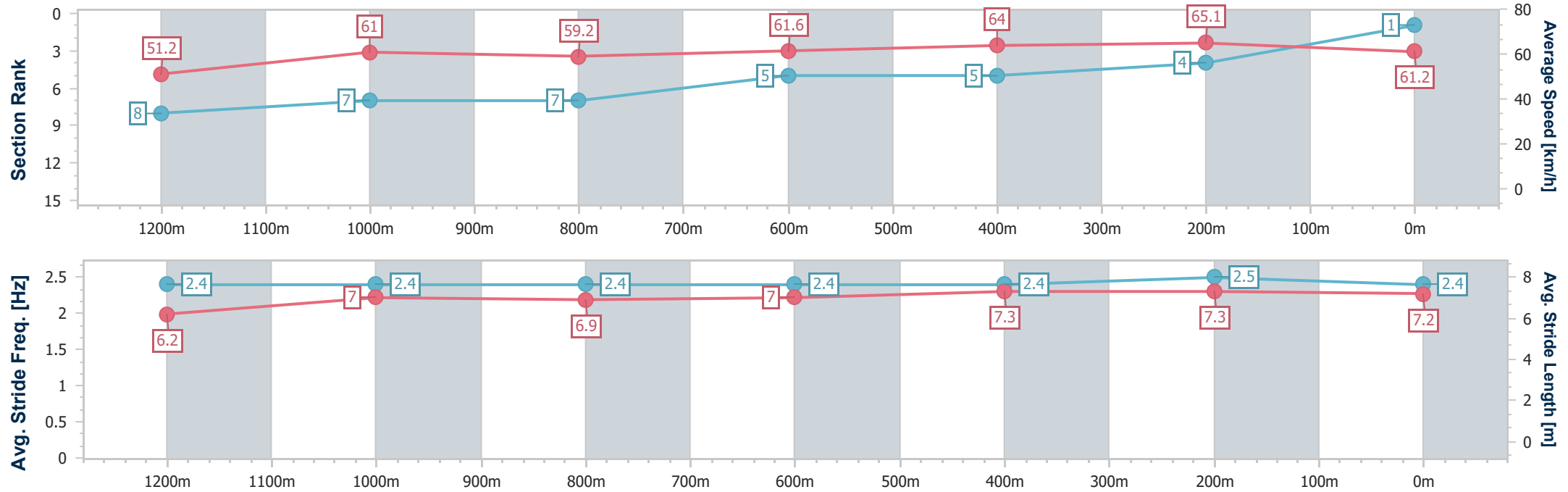
Horse/Jockey Name	Out Of Luck
Final Rank	1
Fastest Section Time (Section)	0:11.09 (400m)
Top Speed [km/h] (Section)	66.0 (400m)
Race State	Finished



RockhamptonProfessional
Race 7: NEXT RJC RACEDAY 5 AUGUST Class 1 Handicap - 1400m
29 July 2025 - 16:23
Track Rating: Soft 6, Weather: Fine, Rail Position: +7m Entire



Section	Overall	1200m	1000m	800m	600m	400m	200m						
Section Times	1:23.87 [1] (0:14.02)	1:09.85 [8] (0:11.80)	0:58.05 [7] (0:12.13)	0:45.92 [7] (0:11.84)	0:34.08 [5] (0:11.23)	0:22.85 [5] (0:11.09)	0:11.76 [4] (0:11.76)						
Average Speed [km/h]	51.2	61.0	59.2	61.6	64.0	65.1	61.2						
Top Speed [km/h]	62.2	61.8	61.8	62.6	66.0	66.0	64.0						
Avg. Dist. to Rail [m]	1.0	0.9	0.6	1.6	3.7	5.6	7.2						
Avg. Stride Freq. [Hz]	2.4	2.4	2.4	2.4	2.4	2.5	2.4						
Avg. Stride Length [m]	6.2	7.0	6.9	7.0	7.3	7.3	7.2						





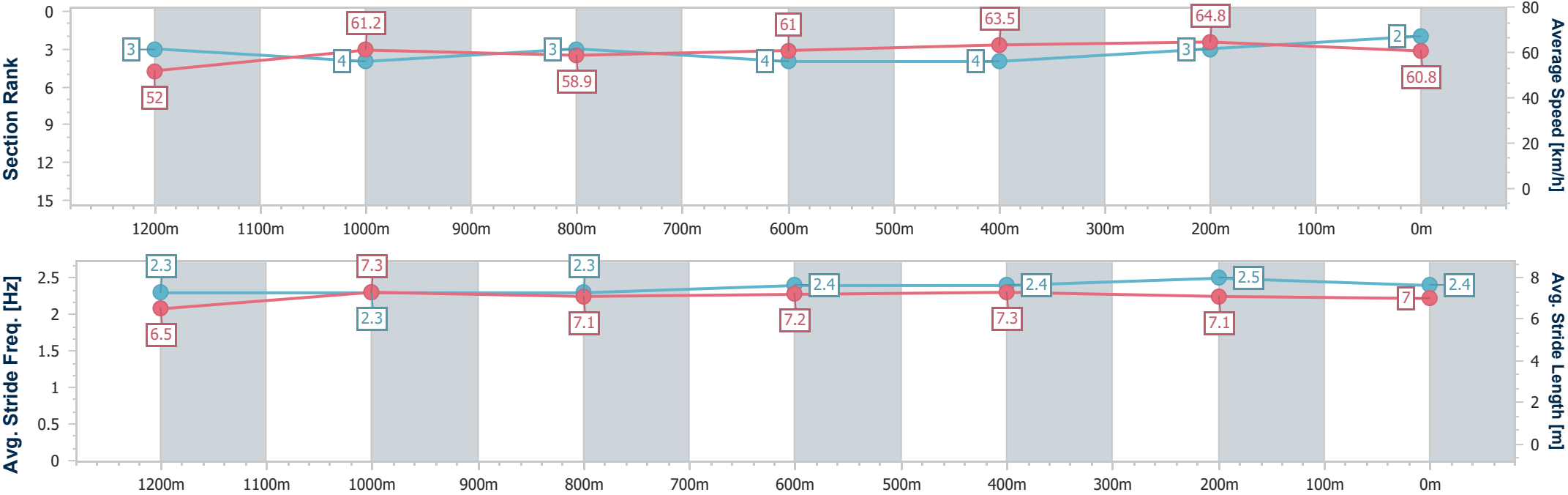
Horse/Jockey Name	Determination
Final Rank	2
Fastest Section Time (Section)	0:11.13 (400m)
Top Speed [km/h] (Section)	65.5 (600m)
Race State	Finished



RockhamptonProfessional
Race 7: NEXT RJC RACEDAY 5 AUGUST Class 1 Handicap - 1400m
29 July 2025 - 16:23
Track Rating: Soft 6, Weather: Fine, Rail Position: +7m Entire



Section	Overall	1200m	1000m	800m	600m	400m	200m						
Section Times	1:23.91 [2] (0:13.75)	1:10.16 [3] (0:11.77)	0:58.39 [4] (0:12.13)	0:46.26 [3] (0:11.93)	0:34.33 [4] (0:11.32)	0:23.01 [4] (0:11.13)	0:11.88 [3] (0:11.88)						
Average Speed [km/h]	52.0	61.2	58.9	61.0	63.5	64.8	60.8						
Top Speed [km/h]	61.3	61.5	60.9	61.8	65.5	65.5	63.4						
Avg. Dist. to Rail [m]	0.8	0.9	0.7	1.4	2.3	3.9	5.1						
Avg. Stride Freq. [Hz]	2.3	2.3	2.3	2.4	2.4	2.5	2.4						
Avg. Stride Length [m]	6.5	7.3	7.1	7.2	7.3	7.1	7.0						





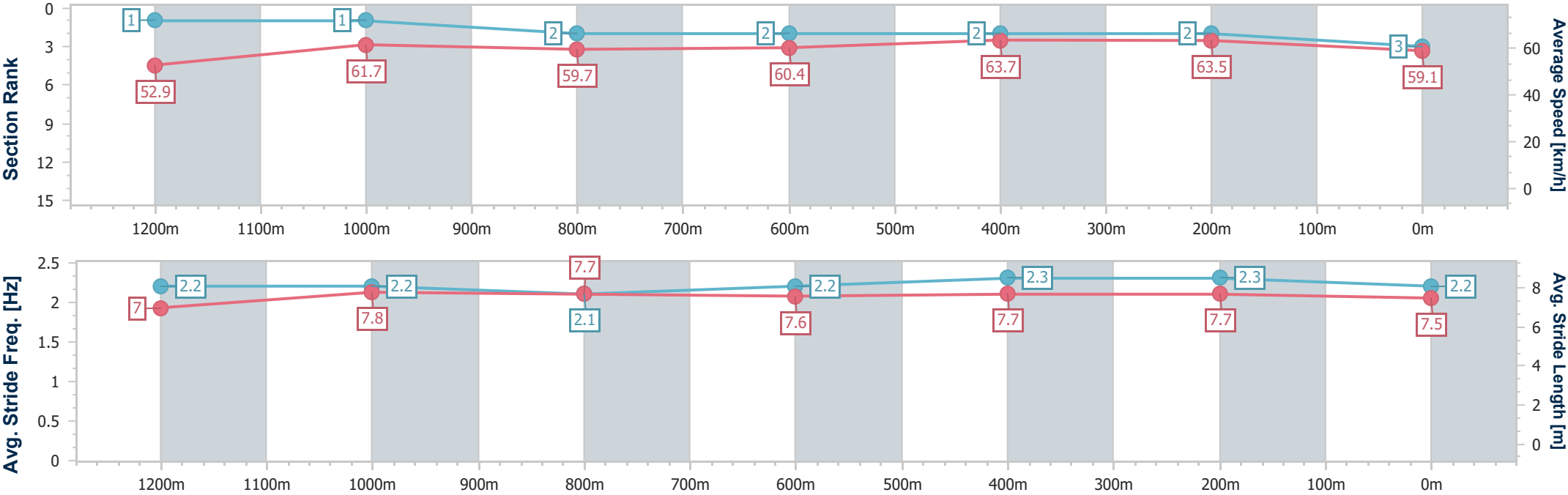
Horse/Jockey Name	Sideshow Frankie
Final Rank	3
Fastest Section Time (Section)	0:11.34 (600m)
Top Speed [km/h] (Section)	65.3 (600m)
Race State	Finished



RockhamptonProfessional
Race 7: NEXT RJC RACEDAY 5 AUGUST Class 1 Handicap - 1400m
29 July 2025 - 16:23
Track Rating: Soft 6, Weather: Fine, Rail Position: +7m Entire



Section	Overall	1200m	1000m	800m	600m	400m	200m						
Section Times	1:24.19 [3] (0:13.57)	1:10.62 [1] (0:11.65)	0:58.97 [1] (0:12.07)	0:46.90 [2] (0:12.02)	0:34.88 [2] (0:11.34)	0:23.54 [2] (0:11.34)	0:12.20 [2] (0:12.20)						
Average Speed [km/h]	52.9	61.7	59.7	60.4	63.7	63.5	59.1						
Top Speed [km/h]	62.4	62.4	60.4	61.0	65.3	65.2	62.0						
Avg. Dist. to Rail [m]	2.8	0.3	0.3	1.3	2.4	2.9	2.6						
Avg. Stride Freq. [Hz]	2.2	2.2	2.1	2.2	2.3	2.3	2.2						
Avg. Stride Length [m]	7.0	7.8	7.7	7.6	7.7	7.7	7.5						





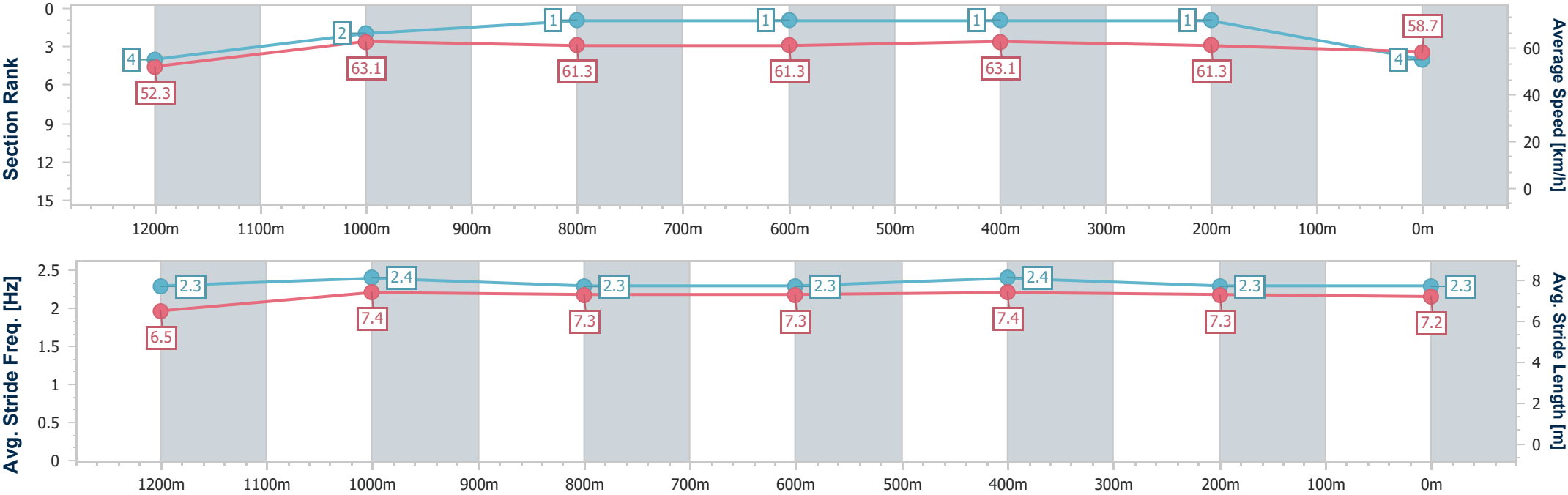
Horse/Jockey Name	Masali Raffa
Final Rank	4
Fastest Section Time (Section)	0:11.42 (1200m)
Top Speed [km/h] (Section)	64.8 (1200m)
Race State	Finished



RockhamptonProfessional
Race 7: NEXT RJC RACEDAY 5 AUGUST Class 1 Handicap - 1400m
29 July 2025 - 16:23
Track Rating: Soft 6, Weather: Fine, Rail Position: +7m Entire



Section	Overall	1200m	1000m	800m	600m	400m	200m						
Section Times	1:24.25 [4] (0:13.81)	1:10.44 [4] (0:11.42)	0:59.02 [2] (0:11.76)	0:47.26 [1] (0:11.80)	0:35.46 [1] (0:11.45)	0:24.01 [1] (0:11.73)	0:12.28 [1] (0:12.28)						
Average Speed [km/h]	52.3	63.1	61.3	61.3	63.1	61.3	58.7						
Top Speed [km/h]	63.0	64.8	61.8	62.9	63.4	62.9	61.0						
Avg. Dist. to Rail [m]	4.5	1.7	0.9	0.5	1.1	1.6	1.5						
Avg. Stride Freq. [Hz]	2.3	2.4	2.3	2.3	2.4	2.3	2.3						
Avg. Stride Length [m]	6.5	7.4	7.3	7.3	7.4	7.3	7.2						





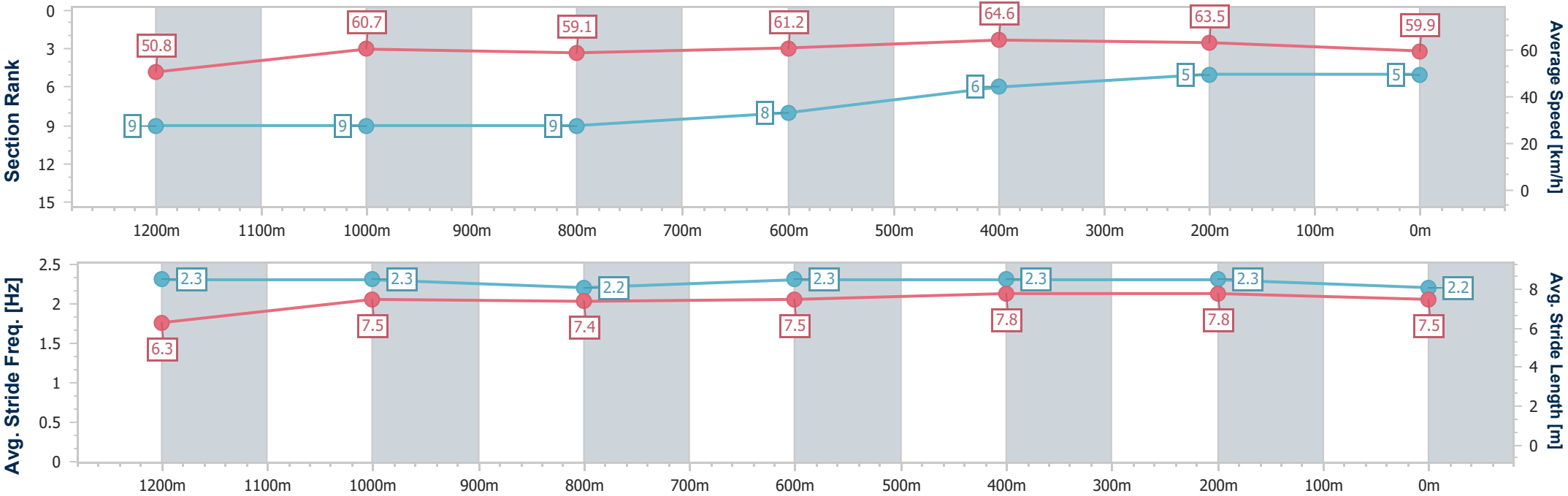
Horse/Jockey Name	Spirit Talker
Final Rank	5
Fastest Section Time (Section)	0:11.17 (600m)
Top Speed [km/h] (Section)	65.4 (600m)
Race State	Finished



RockhamptonProfessional
Race 7: NEXT RJC RACEDAY 5 AUGUST Class 1 Handicap - 1400m
29 July 2025 - 16:23
Track Rating: Soft 6, Weather: Fine, Rail Position: +7m Entire



Section	Overall	1200m	1000m	800m	600m	400m	200m						
Section Times	1:24.63 [5] (0:14.23)	1:10.40 [9] (0:11.86)	0:58.54 [9] (0:12.14)	0:46.40 [9] (0:11.84)	0:34.56 [8] (0:11.17)	0:23.39 [6] (0:11.35)	0:12.04 [5] (0:12.04)						
Average Speed [km/h]	50.8	60.7	59.1	61.2	64.6	63.5	59.9						
Top Speed [km/h]	59.3	63.1	62.9	62.4	65.4	65.2	62.1						
Avg. Dist. to Rail [m]	4.6	0.5	0.6	1.4	2.7	3.1	3.2						
Avg. Stride Freq. [Hz]	2.3	2.3	2.2	2.3	2.3	2.3	2.2						
Avg. Stride Length [m]	6.3	7.5	7.4	7.5	7.8	7.8	7.5						





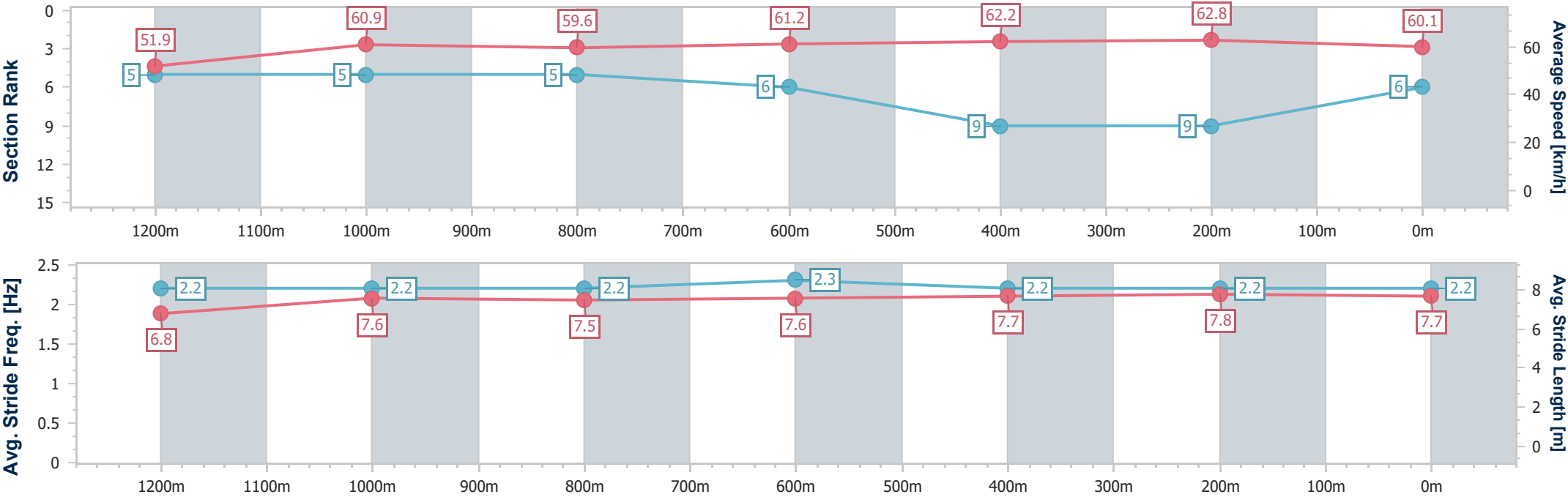
Horse/Jockey Name	Neptune Legend
Final Rank	6
Fastest Section Time (Section)	0:11.47 (400m)
Top Speed [km/h] (Section)	63.6 (400m)
Race State	Finished



RockhamptonProfessional
Race 7: NEXT RJC RACEDAY 5 AUGUST Class 1 Handicap - 1400m
29 July 2025 - 16:23
Track Rating: Soft 6, Weather: Fine, Rail Position: +7m Entire



Section	Overall	1200m	1000m	800m	600m	400m	200m						
Section Times	1:24.97 [6] (0:13.88)	1:11.09 [5] (0:11.82)	0:59.27 [5] (0:12.15)	0:47.12 [5] (0:12.05)	0:35.07 [6] (0:11.60)	0:23.47 [9] (0:11.47)	0:12.00 [9] (0:12.00)						
Average Speed [km/h]	51.9	60.9	59.6	61.2	62.2	62.8	60.1						
Top Speed [km/h]	61.9	61.8	61.2	62.0	63.3	63.6	61.7						
Avg. Dist. to Rail [m]	1.6	1.1	1.1	3.1	4.3	5.8	7.9						
Avg. Stride Freq. [Hz]	2.2	2.2	2.2	2.3	2.2	2.2	2.2						
Avg. Stride Length [m]	6.8	7.6	7.5	7.6	7.7	7.8	7.7						





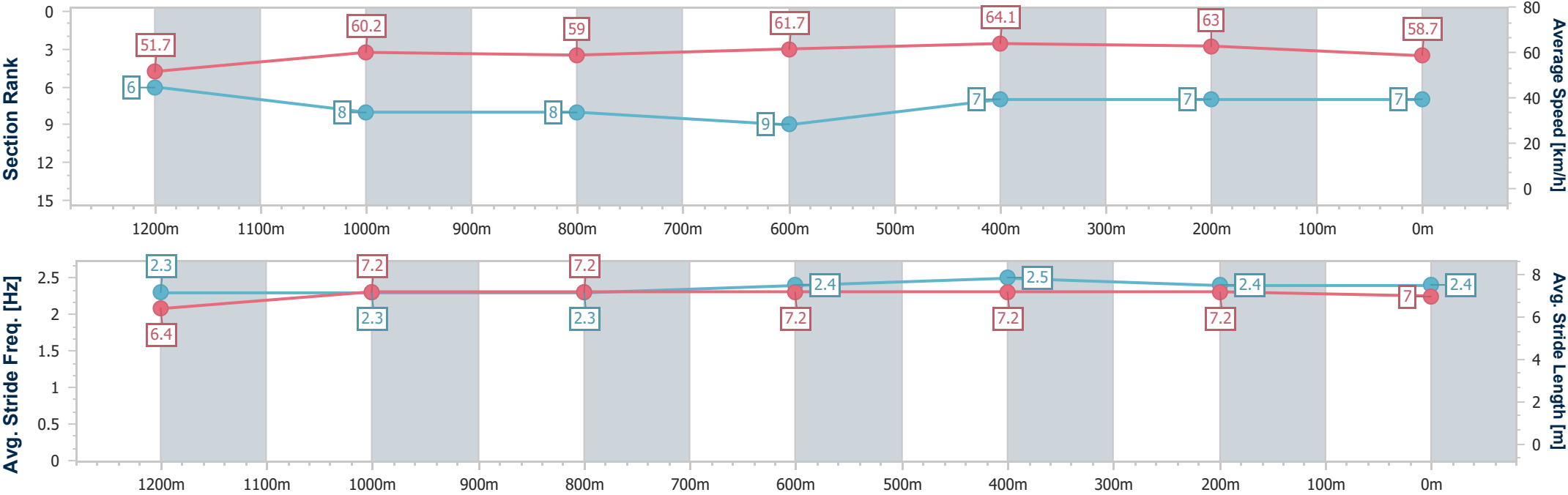
Horse/Jockey Name	Ain't Nobody
Final Rank	7
Fastest Section Time (Section)	0:11.25 (600m)
Top Speed [km/h] (Section)	65.5 (600m)
Race State	Finished



RockhamptonProfessional
Race 7: NEXT RJC RACEDAY 5 AUGUST Class 1 Handicap - 1400m
29 July 2025 - 16:23
Track Rating: Soft 6, Weather: Fine, Rail Position: +7m Entire



Section	Overall	1200m	1000m	800m	600m	400m	200m						
Section Times	1:25.03 [7] (0:13.94)	1:11.09 [6] (0:11.99)	0:59.10 [8] (0:12.25)	0:46.85 [8] (0:11.90)	0:34.95 [9] (0:11.25)	0:23.70 [7] (0:11.44)	0:12.26 [7] (0:12.26)						
Average Speed [km/h]	51.7	60.2	59.0	61.7	64.1	63.0	58.7						
Top Speed [km/h]	62.2	60.6	59.9	63.4	65.5	65.5	60.9						
Avg. Dist. to Rail [m]	3.5	2.0	0.8	2.7	5.7	6.8	7.0						
Avg. Stride Freq. [Hz]	2.3	2.3	2.3	2.4	2.5	2.4	2.4						
Avg. Stride Length [m]	6.4	7.2	7.2	7.2	7.2	7.2	7.0						





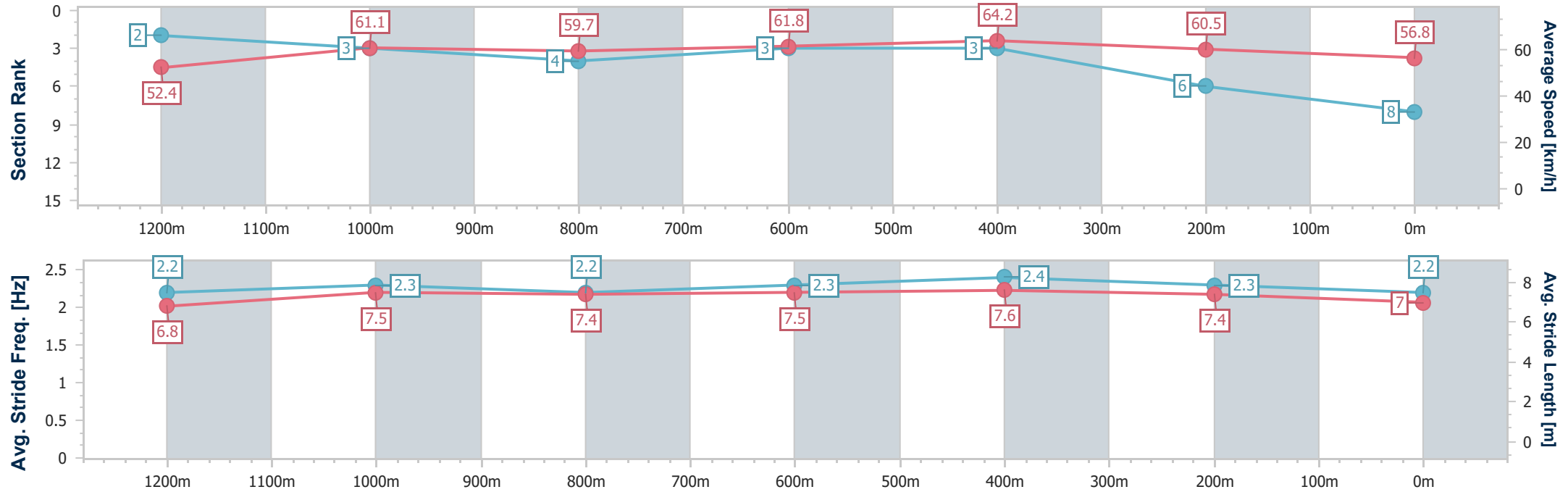
Horse/Jockey Name	Graeci
Final Rank	8
Fastest Section Time (Section)	0:11.23 (600m)
Top Speed [km/h] (Section)	65.2 (600m)
Race State	Finished



RockhamptonProfessional
Race 7: NEXT RJC RACEDAY 5 AUGUST Class 1 Handicap - 1400m
29 July 2025 - 16:23
Track Rating: Soft 6, Weather: Fine, Rail Position: +7m Entire



Section	Overall	1200m	1000m	800m	600m	400m	200m						
Section Times	1:25.34 [8] (0:13.74)	1:11.60 [2] (0:11.76)	0:59.84 [3] (0:12.16)	0:47.68 [4] (0:11.88)	0:35.80 [3] (0:11.23)	0:24.57 [3] (0:11.90)	0:12.67 [6] (0:12.67)						
Average Speed [km/h]	52.4	61.1	59.7	61.8	64.2	60.5	56.8						
Top Speed [km/h]	62.5	62.0	61.4	62.2	65.2	63.0	59.4						
Avg. Dist. to Rail [m]	0.3	0.7	1.2	2.5	3.5	4.2	5.4						
Avg. Stride Freq. [Hz]	2.2	2.3	2.2	2.3	2.4	2.3	2.2						
Avg. Stride Length [m]	6.8	7.5	7.4	7.5	7.6	7.4	7.0						





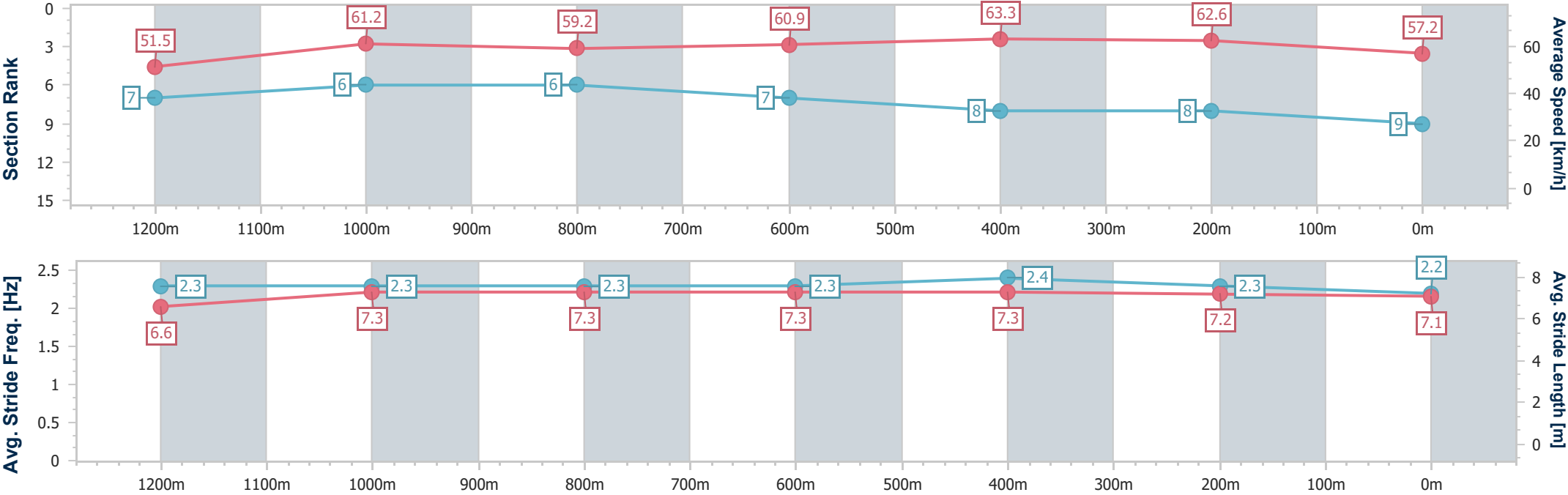
Horse/Jockey Name	Spirited Smile
Final Rank	9
Fastest Section Time (Section)	0:11.37 (600m)
Top Speed [km/h] (Section)	64.5 (600m)
Race State	Finished



RockhamptonProfessional
Race 7: NEXT RJC RACEDAY 5 AUGUST Class 1 Handicap - 1400m
29 July 2025 - 16:23
Track Rating: Soft 6, Weather: Fine, Rail Position: +7m Entire



Section	Overall	1200m	1000m	800m	600m	400m	200m						
Section Times	1:25.47 [9] (0:13.99)	1:11.48 [7] (0:11.77)	0:59.71 [6] (0:12.19)	0:47.52 [6] (0:12.02)	0:35.50 [7] (0:11.37)	0:24.13 [8] (0:11.53)	0:12.60 [8] (0:12.60)						
Average Speed [km/h]	51.5	61.2	59.2	60.9	63.3	62.6	57.2						
Top Speed [km/h]	61.3	61.9	61.4	61.6	64.5	64.1	60.4						
Avg. Dist. to Rail [m]	0.8	0.1	0.4	2.2	3.5	4.9	6.2						
Avg. Stride Freq. [Hz]	2.3	2.3	2.3	2.3	2.4	2.3	2.2						
Avg. Stride Length [m]	6.6	7.3	7.3	7.3	7.3	7.2	7.1						





Rockhampton Professional
Race 8: MELBOURNE CUP AT CALLAGHAN PARK 0 - 55 Handicap -
1200m
29 July 2025 - 16:59



Track Rating: Soft 6, Weather: Fine, Rail Position: +7m Entire

Section		Overall				1000m	800m	600m	400m	200m	Last 600m		
Field Times		1:10.15 (0:12.65)				0:57.50 (0:10.63)	0:46.87 (0:11.44)	0:35.43 (0:11.43)	0:24.00 (0:11.49)	0:12.51 (0:12.51)	0:35.43		
Rank	TAB	Horse/Jockey	Barrier	Top Speed [km/h]	Fastest Section						Margin	Distance Travelled [m]	
1	5	UPTURN	6	69.0	0:10.67	1:10.15 [1]	0:57.46 [2]	0:46.79 [2]	0:35.23 [2]	0:23.85 [2]	0:12.51 [1]	1:10.15	0:35.23
		Chloe Lowe		1000m	1000m	(0:12.69)	(0:10.67)	(0:11.56)	(0:11.38)	(0:11.34)	(0:12.51)		
2	8	ELECTRIC BRAE	5	66.7	0:11.08	1:10.32 [2]	0:57.11 [9]	0:45.86 [9]	0:34.31 [9]	0:23.23 [9]	0:12.06 [4]	1L	0:34.31 +1
		Ryan Wiggins		600m	600m	(0:13.21)	(0:11.25)	(0:11.55)	(0:11.08)	(0:11.17)	(0:12.06)		
3	2	GILBERT'S GOLD	9	70.2	0:10.63	1:10.94 [3]	0:58.29 [1]	0:47.66 [1]	0:36.22 [1]	0:24.79 [1]	0:13.09 [2]	4.66L	0:36.22 +1
		Sean Cormack		Overall	1000m	(0:12.65)	(0:10.63)	(0:11.44)	(0:11.43)	(0:11.70)	(0:13.09)		
4	13	SILVERADO MISS	3	67.1	0:11.06	1:11.09 [4]	0:57.67 [10]	0:46.61 [10]	0:34.89 [10]	0:23.83 [10]	0:12.47 [10]	5.56L	0:34.89 +0
		Raul Silvera Olivera		Overall	1000m	(0:13.42)	(0:11.06)	(0:11.72)	(0:11.06)	(0:11.36)	(0:12.47)		
5	10	IMPERIONESS	10	69.0	0:10.87	1:11.19 [5]	0:58.04 [7]	0:47.17 [5]	0:35.74 [5]	0:24.62 [4]	0:12.95 [3]	6.14L	0:35.74 +1
		Hannah Richardson		1000m	1000m	(0:13.15)	(0:10.87)	(0:11.43)	(0:11.12)	(0:11.67)	(0:12.95)		
6	7	THE DARK SIDE	2	67.4	0:10.96	1:11.21 [6]	0:58.10 [6]	0:47.14 [6]	0:35.62 [6]	0:24.47 [7]	0:12.89 [6]	6.25L	0:35.62 -8
		Bailey Wheeler		1000m	1000m	(0:13.11)	(0:10.96)	(0:11.52)	(0:11.15)	(0:11.58)	(0:12.89)		
7	4	CITIROC	4	67.3	0:11.12	1:11.24 [7]	0:58.07 [8]	0:46.87 [8]	0:35.35 [8]	0:24.23 [8]	0:12.74 [9]	6.42L	0:35.35 -2
		Amy Graham		Overall	600m	(0:13.17)	(0:11.20)	(0:11.52)	(0:11.12)	(0:11.49)	(0:12.74)		
8	12	CRAIGLEA MERIDA	7	68.7	0:10.99	1:11.50 [8]	0:58.68 [4]	0:47.69 [4]	0:36.12 [4]	0:24.87 [5]	0:13.14 [7]	7.98L	0:36.12 +0
		Gabrielle Semmens		1000m	1000m	(0:12.82)	(0:10.99)	(0:11.57)	(0:11.25)	(0:11.73)	(0:13.14)		
9	6	CUMIN SPINNER	8	70.4	0:10.83	1:11.60 [9]	0:58.89 [3]	0:48.06 [3]	0:36.60 [3]	0:25.25 [3]	0:13.29 [5]	8.52L	0:36.60 -3
		Jackson Murphy		Overall	1000m	(0:12.71)	(0:10.83)	(0:11.46)	(0:11.35)	(0:11.96)	(0:13.29)		
10	9	HERE'S TO POWER	1	67.6	0:11.12	1:11.89 [10]	0:58.94 [5]	0:47.78 [7]	0:36.28 [7]	0:25.16 [6]	0:13.40 [8]	10.25L	0:36.28 -9
		Les Tilley		Overall	600m	(0:12.95)	(0:11.16)	(0:11.50)	(0:11.12)	(0:11.76)	(0:13.40)		

Scratched: Crafty Goddess (#14), Determination (#1), Bull Dimple Rum (#15), Zelezny (#11), Diamond Money (#3)



Horse/Jockey Name	Upturn
Final Rank	1
Fastest Section Time (Section)	0:10.67 (1000m)
Top Speed [km/h] (Section)	69.0 (1000m)
Race State	Finished

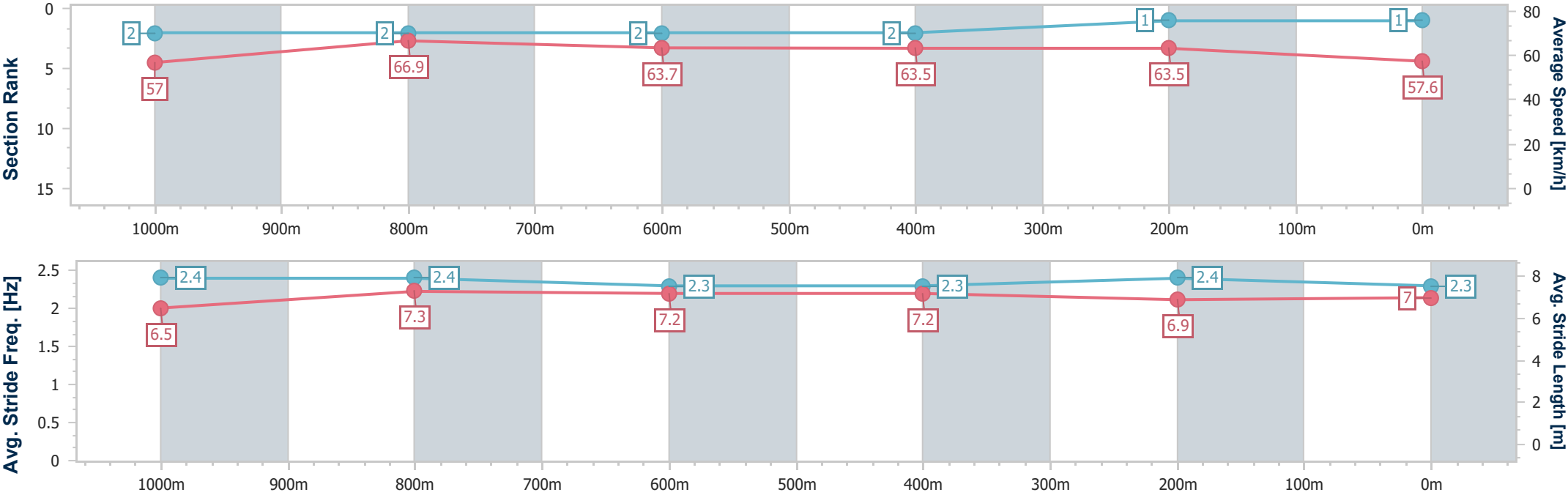


RockhamptonProfessional
Race 8: MELBOURNE CUP AT CALLAGHAN PARK 0 - 55
Handicap - 1200m
29 July 2025 - 16:59



Track Rating: Soft 6, Weather: Fine, Rail Position: +7m Entire

Section	Overall	1000m	800m	600m	400m	200m								
Section Times	1:10.15 [1] (0:12.69)	0:57.46 [2] (0:10.67)	0:46.79 [2] (0:11.56)	0:35.23 [2] (0:11.38)	0:23.85 [2] (0:11.34)	0:12.51 [1] (0:12.51)								
Average Speed [km/h]	57.0	66.9	63.7	63.5	63.5	57.6								
Top Speed [km/h]	69.0	69.0	66.5	64.1	64.6	61.4								
Avg. Dist. to Rail [m]	2.0	1.2	2.8	3.9	5.0	6.4								
Avg. Stride Freq. [Hz]	2.4	2.4	2.3	2.3	2.4	2.3								
Avg. Stride Length [m]	6.5	7.3	7.2	7.2	6.9	7.0								





Horse/Jockey Name	Electric Brae
Final Rank	2
Fastest Section Time (Section)	0:11.08 (600m)
Top Speed [km/h] (Section)	66.7 (600m)
Race State	Finished

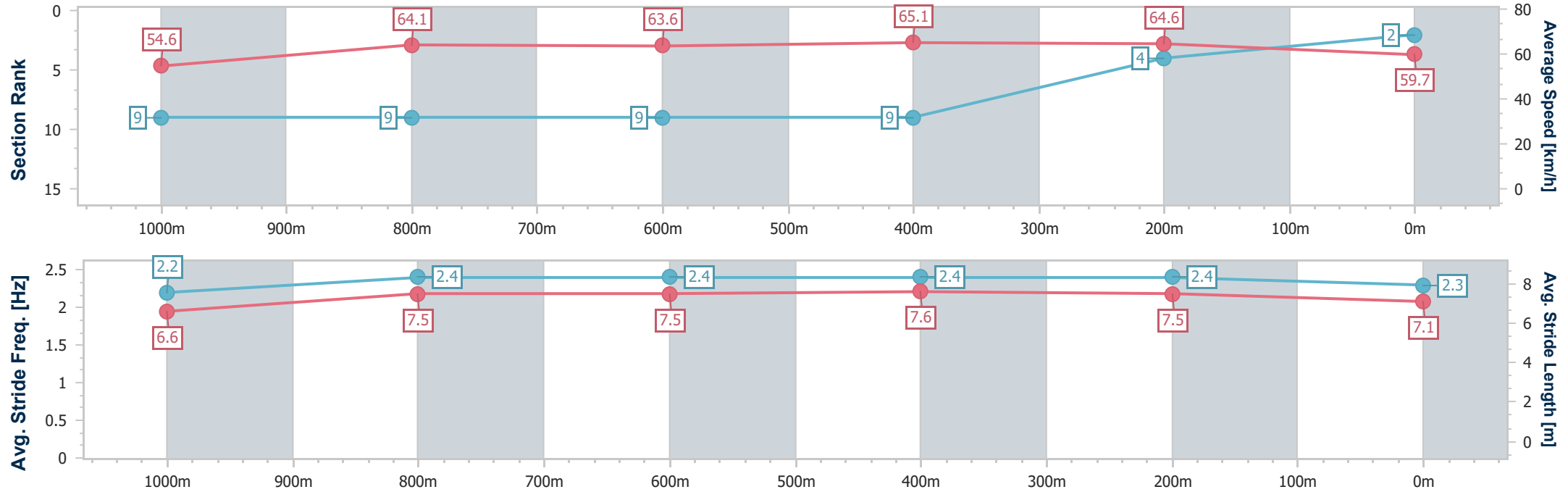


RockhamptonProfessional
Race 8: MELBOURNE CUP AT CALLAGHAN PARK 0 - 55
Handicap - 1200m
29 July 2025 - 16:59



Track Rating: Soft 6, Weather: Fine, Rail Position: +7m Entire

Section	Overall	1000m	800m	600m	400m	200m								
Section Times	1:10.32 [2] (0:13.21)	0:57.11 [9] (0:11.25)	0:45.86 [9] (0:11.55)	0:34.31 [9] (0:11.08)	0:23.23 [9] (0:11.17)	0:12.06 [4] (0:12.06)								
Average Speed [km/h]	54.6	64.1	63.6	65.1	64.6	59.7								
Top Speed [km/h]	65.2	64.9	64.9	66.7	66.1	62.6								
Avg. Dist. to Rail [m]	1.6	0.5	2.6	4.9	8.0	8.0								
Avg. Stride Freq. [Hz]	2.2	2.4	2.4	2.4	2.4	2.3								
Avg. Stride Length [m]	6.6	7.5	7.5	7.6	7.5	7.1								





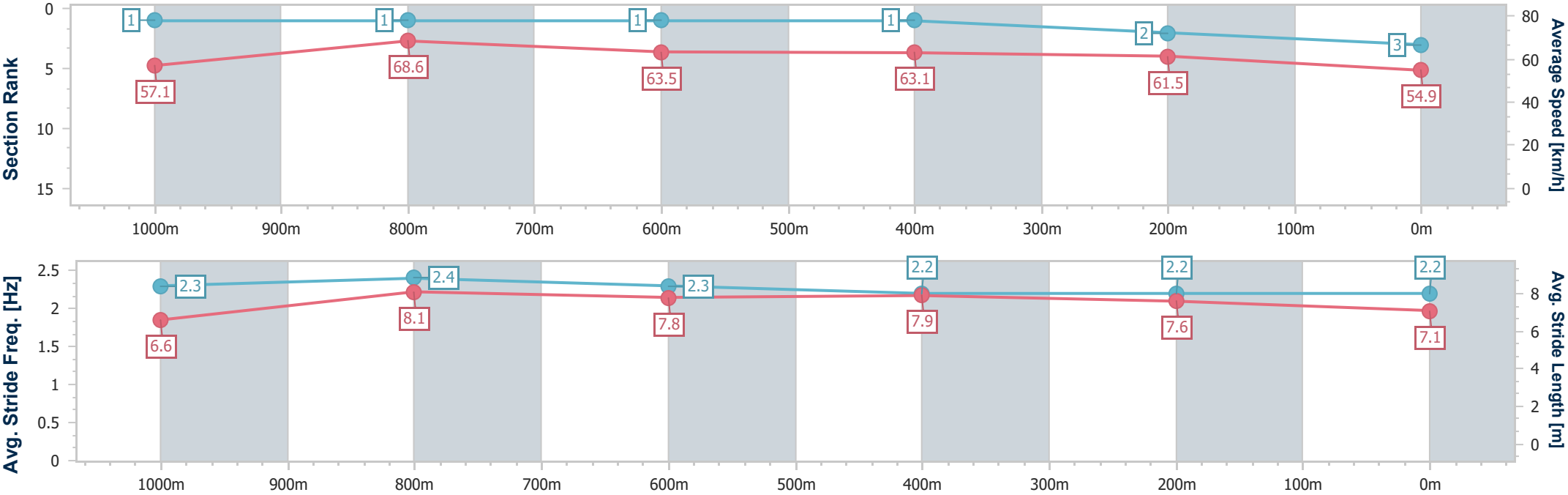
Horse/Jockey Name	Gilbert's Gold
Final Rank	3
Fastest Section Time (Section)	0:10.63 (1000m)
Top Speed [km/h] (Section)	70.2 (Overall)
Race State	Finished



RockhamptonProfessional
Race 8: MELBOURNE CUP AT CALLAGHAN PARK 0 - 55
Handicap - 1200m
29 July 2025 - 16:59
Track Rating: Soft 6, Weather: Fine, Rail Position: +7m Entire



Section	Overall	1000m	800m	600m	400m	200m								
Section Times	1:10.94 [3] (0:12.65)	0:58.29 [1] (0:10.63)	0:47.66 [1] (0:11.44)	0:36.22 [1] (0:11.43)	0:24.79 [1] (0:11.70)	0:13.09 [2] (0:13.09)								
Average Speed [km/h]	57.1	68.6	63.5	63.1	61.5	54.9								
Top Speed [km/h]	70.2	70.2	66.5	63.8	63.5	58.5								
Avg. Dist. to Rail [m]	4.7	2.4	1.3	0.8	1.4	2.2								
Avg. Stride Freq. [Hz]	2.3	2.4	2.3	2.2	2.2	2.2								
Avg. Stride Length [m]	6.6	8.1	7.8	7.9	7.6	7.1								





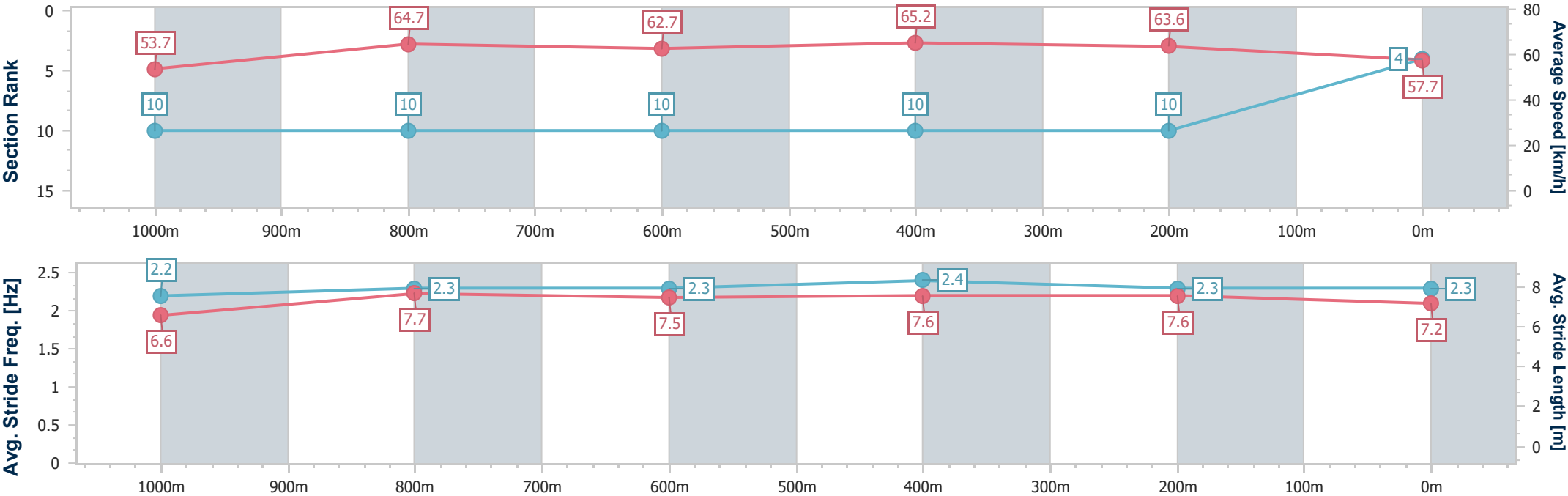
Horse/Jockey Name	Silverado Miss
Final Rank	4
Fastest Section Time (Section)	0:11.06 (1000m)
Top Speed [km/h] (Section)	67.1 (Overall)
Race State	Finished



RockhamptonProfessional
Race 8: MELBOURNE CUP AT CALLAGHAN PARK 0 - 55
Handicap - 1200m
29 July 2025 - 16:59
Track Rating: Soft 6, Weather: Fine, Rail Position: +7m Entire



Section	Overall	1000m	800m	600m	400m	200m								
Section Times	1:11.09 [4] (0:13.42)	0:57.67 [10] (0:11.06)	0:46.61 [10] (0:11.72)	0:34.89 [10] (0:11.06)	0:23.83 [10] (0:11.36)	0:12.47 [10] (0:12.47)								
Average Speed [km/h]	53.7	64.7	62.7	65.2	63.6	57.7								
Top Speed [km/h]	67.1	66.9	64.9	65.9	65.2	60.6								
Avg. Dist. to Rail [m]	1.7	1.6	3.0	3.9	3.6	2.6								
Avg. Stride Freq. [Hz]	2.2	2.3	2.3	2.4	2.3	2.3								
Avg. Stride Length [m]	6.6	7.7	7.5	7.6	7.6	7.2								





Horse/Jockey Name	Imperioness
Final Rank	5
Fastest Section Time (Section)	0:10.87 (1000m)
Top Speed [km/h] (Section)	69.0 (1000m)
Race State	Finished

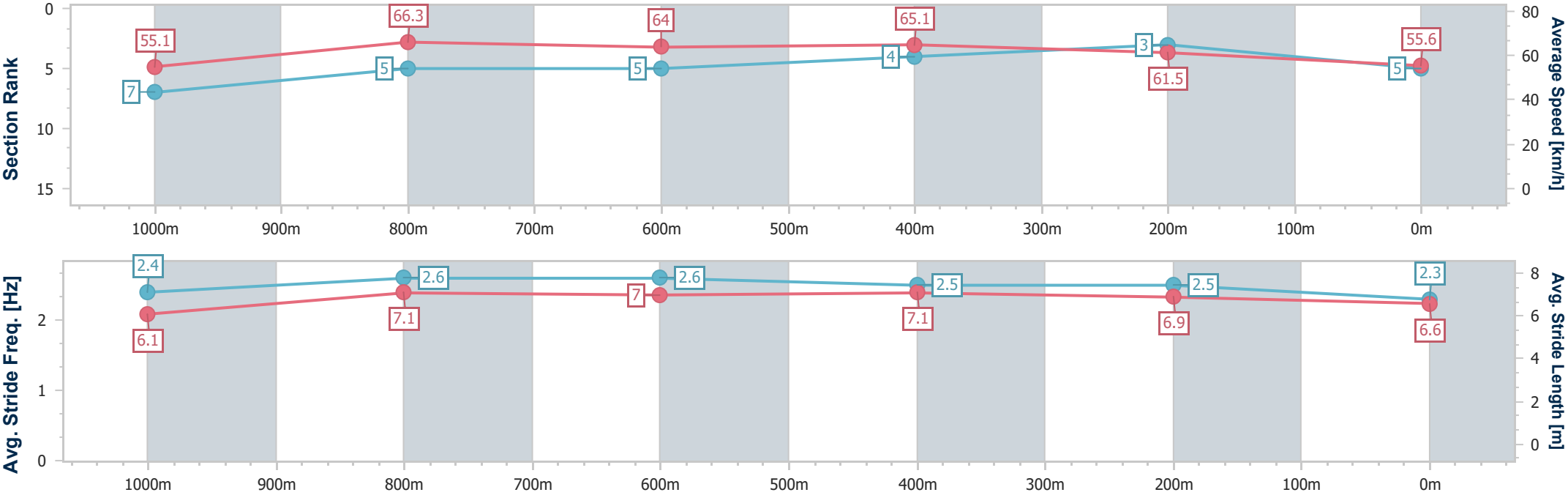


RockhamptonProfessional
Race 8: MELBOURNE CUP AT CALLAGHAN PARK 0 - 55
Handicap - 1200m
29 July 2025 - 16:59



Track Rating: Soft 6, Weather: Fine, Rail Position: +7m Entire

Section	Overall	1000m	800m	600m	400m	200m								
Section Times	1:11.19 [5] (0:13.15)	0:58.04 [7] (0:10.87)	0:47.17 [5] (0:11.43)	0:35.74 [5] (0:11.12)	0:24.62 [4] (0:11.67)	0:12.95 [3] (0:12.95)								
Average Speed [km/h]	55.1	66.3	64.0	65.1	61.5	55.6								
Top Speed [km/h]	68.1	69.0	65.5	66.5	64.6	58.9								
Avg. Dist. to Rail [m]	5.0	0.5	2.3	4.9	6.8	7.3								
Avg. Stride Freq. [Hz]	2.4	2.6	2.6	2.5	2.5	2.3								
Avg. Stride Length [m]	6.1	7.1	7.0	7.1	6.9	6.6								





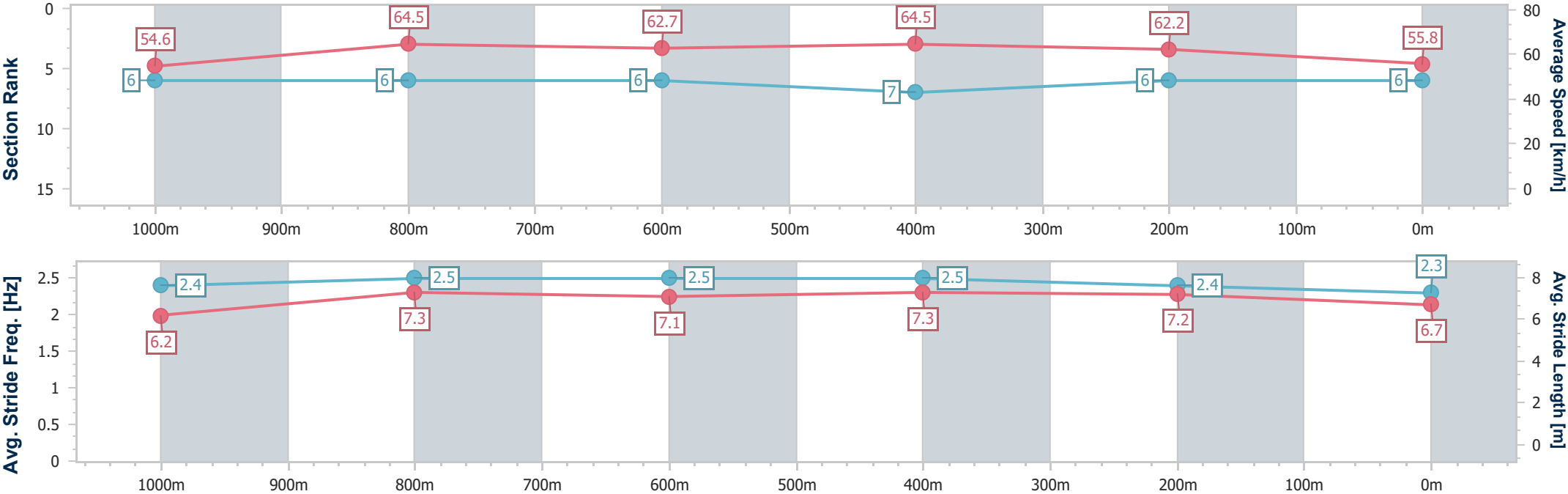
Horse/Jockey Name	The Dark Side
Final Rank	6
Fastest Section Time (Section)	0:10.96 (1000m)
Top Speed [km/h] (Section)	67.4 (1000m)
Race State	Finished



RockhamptonProfessional
Race 8: MELBOURNE CUP AT CALLAGHAN PARK 0 - 55
Handicap - 1200m
29 July 2025 - 16:59
Track Rating: Soft 6, Weather: Fine, Rail Position: +7m Entire



Section	Overall	1000m	800m	600m	400m	200m								
Section Times	1:11.21 [6] (0:13.11)	0:58.10 [6] (0:10.96)	0:47.14 [6] (0:11.52)	0:35.62 [6] (0:11.15)	0:24.47 [7] (0:11.58)	0:12.89 [6] (0:12.89)								
Average Speed [km/h]	54.6	64.5	62.7	64.5	62.2	55.8								
Top Speed [km/h]	65.6	67.4	64.7	65.5	63.9	60.3								
Avg. Dist. to Rail [m]	2.2	3.1	1.2	1.5	2.3	2.8								
Avg. Stride Freq. [Hz]	2.4	2.5	2.5	2.5	2.4	2.3								
Avg. Stride Length [m]	6.2	7.3	7.1	7.3	7.2	6.7								





Horse/Jockey Name	Citiroc
Final Rank	7
Fastest Section Time (Section)	0:11.12 (600m)
Top Speed [km/h] (Section)	67.3 (Overall)
Race State	Finished

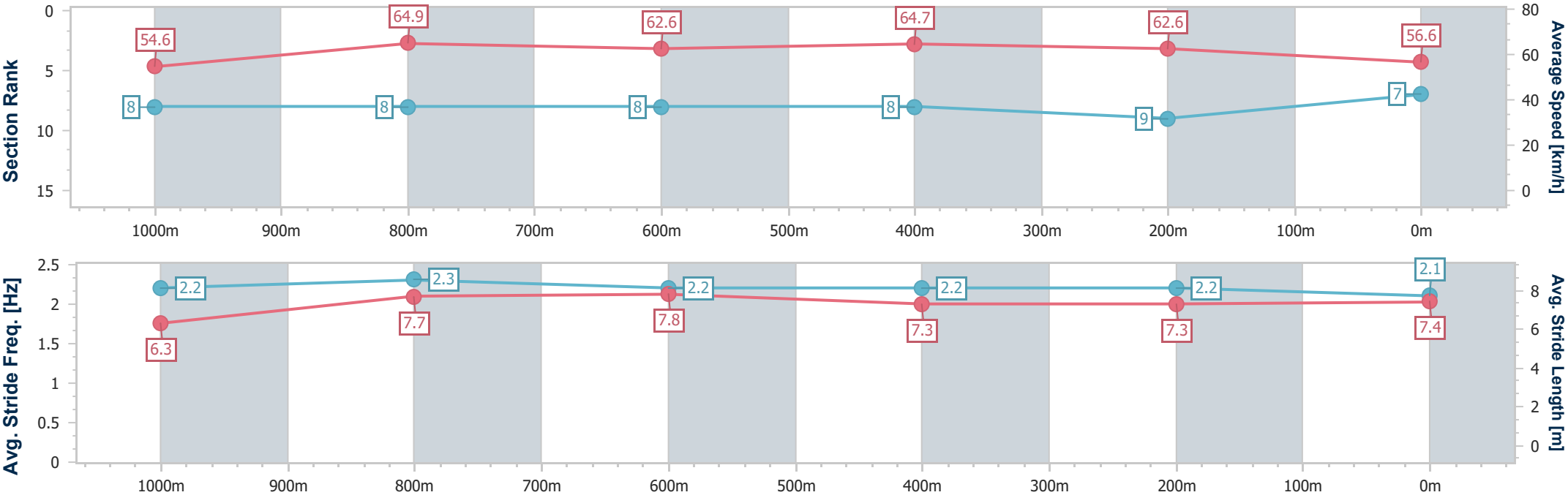


RockhamptonProfessional
Race 8: MELBOURNE CUP AT CALLAGHAN PARK 0 - 55
Handicap - 1200m
29 July 2025 - 16:59



Track Rating: Soft 6, Weather: Fine, Rail Position: +7m Entire

Section	Overall	1000m	800m	600m	400m	200m								
Section Times	1:11.24 [7] (0:13.17)	0:58.07 [8] (0:11.20)	0:46.87 [8] (0:11.52)	0:35.35 [8] (0:11.12)	0:24.23 [8] (0:11.49)	0:12.74 [9] (0:12.74)								
Average Speed [km/h]	54.6	64.9	62.6	64.7	62.6	56.6								
Top Speed [km/h]	67.3	66.7	63.4	65.6	65.1	59.4								
Avg. Dist. to Rail [m]	0.6	0.8	0.7	0.8	2.8	2.9								
Avg. Stride Freq. [Hz]	2.2	2.3	2.2	2.2	2.2	2.1								
Avg. Stride Length [m]	6.3	7.7	7.8	7.3	7.3	7.4								





Horse/Jockey Name	Craiglea Merida
Final Rank	8
Fastest Section Time (Section)	0:10.99 (1000m)
Top Speed [km/h] (Section)	68.7 (1000m)
Race State	Finished

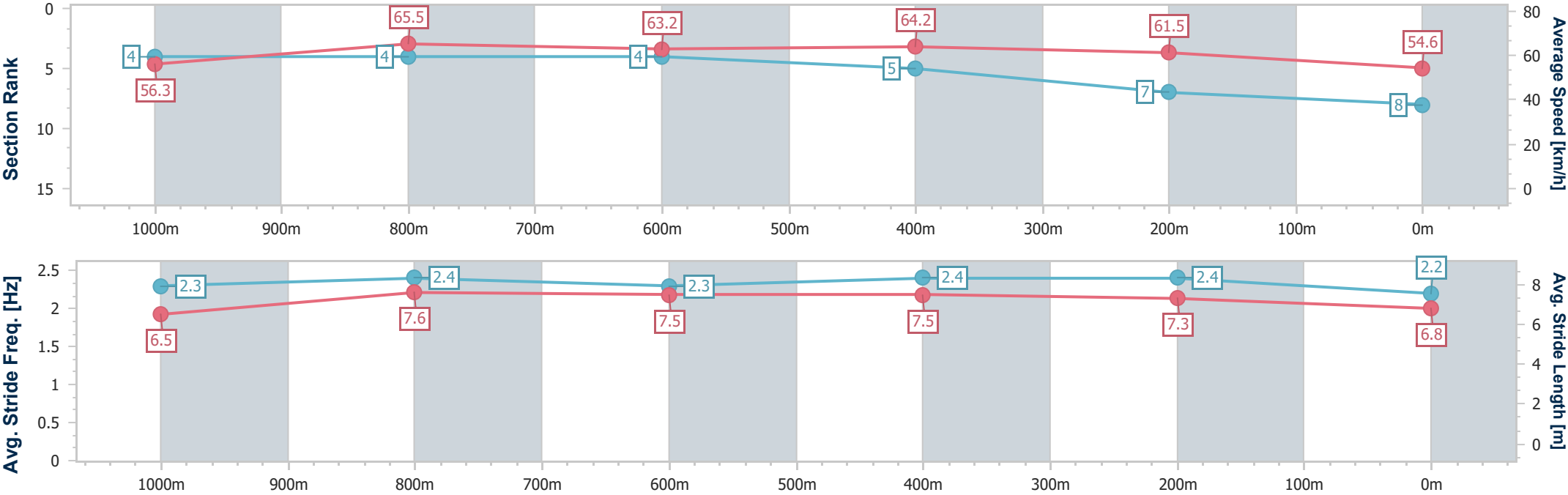


RockhamptonProfessional
Race 8: MELBOURNE CUP AT CALLAGHAN PARK 0 - 55
Handicap - 1200m
29 July 2025 - 16:59



Track Rating: Soft 6, Weather: Fine, Rail Position: +7m Entire

Section	Overall	1000m	800m	600m	400m	200m								
Section Times	1:11.50 [8] (0:12.82)	0:58.68 [4] (0:10.99)	0:47.69 [4] (0:11.57)	0:36.12 [4] (0:11.25)	0:24.87 [5] (0:11.73)	0:13.14 [7] (0:13.14)								
Average Speed [km/h]	56.3	65.5	63.2	64.2	61.5	54.6								
Top Speed [km/h]	68.7	68.7	65.1	64.8	64.0	58.2								
Avg. Dist. to Rail [m]	3.2	0.5	2.0	5.1	7.1	7.4								
Avg. Stride Freq. [Hz]	2.3	2.4	2.3	2.4	2.4	2.2								
Avg. Stride Length [m]	6.5	7.6	7.5	7.5	7.3	6.8								





Horse/Jockey Name	Cumin Spinner
Final Rank	9
Fastest Section Time (Section)	0:10.83 (1000m)
Top Speed [km/h] (Section)	70.4 (Overall)
Race State	Finished

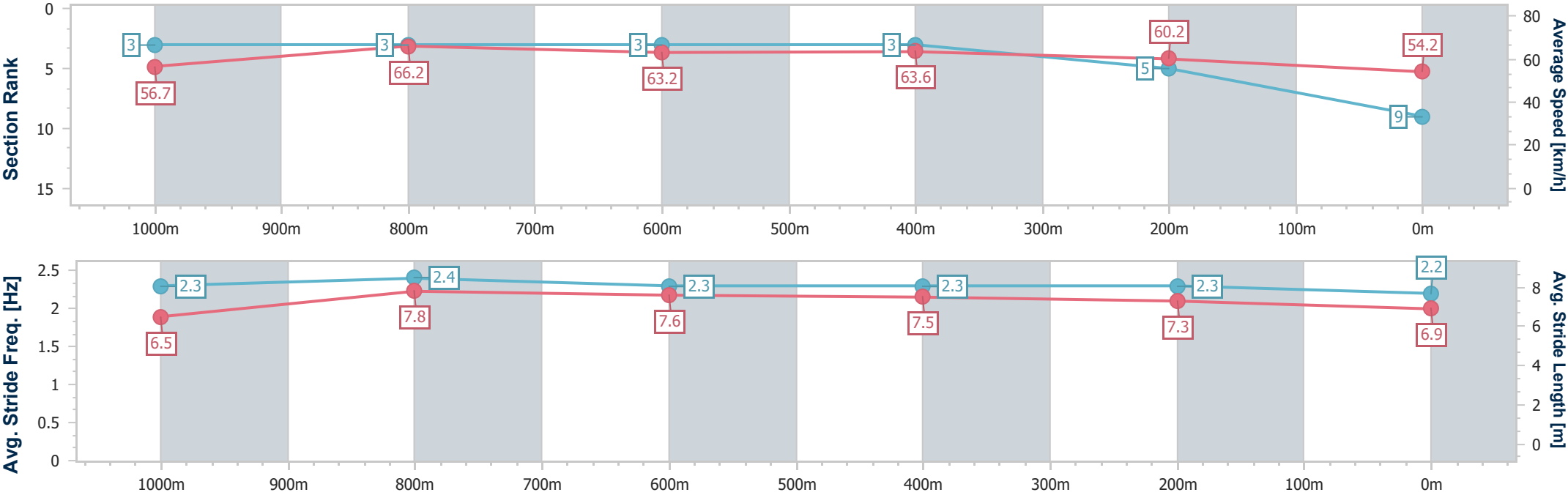


RockhamptonProfessional
Race 8: MELBOURNE CUP AT CALLAGHAN PARK 0 - 55
Handicap - 1200m
29 July 2025 - 16:59



Track Rating: Soft 6, Weather: Fine, Rail Position: +7m Entire

Section	Overall	1000m	800m	600m	400m	200m								
Section Times	1:11.60 [9] (0:12.71)	0:58.89 [3] (0:10.83)	0:48.06 [3] (0:11.46)	0:36.60 [3] (0:11.35)	0:25.25 [3] (0:11.96)	0:13.29 [5] (0:13.29)								
Average Speed [km/h]	56.7	66.2	63.2	63.6	60.2	54.2								
Top Speed [km/h]	70.4	70.3	64.4	64.8	62.8	57.6								
Avg. Dist. to Rail [m]	3.6	0.7	1.2	2.4	3.8	5.2								
Avg. Stride Freq. [Hz]	2.3	2.4	2.3	2.3	2.3	2.2								
Avg. Stride Length [m]	6.5	7.8	7.6	7.5	7.3	6.9								





Horse/Jockey Name	Here's To Power
Final Rank	10
Fastest Section Time (Section)	0:11.12 (600m)
Top Speed [km/h] (Section)	67.6 (Overall)
Race State	Finished



RockhamptonProfessional
Race 8: MELBOURNE CUP AT CALLAGHAN PARK 0 - 55
Handicap - 1200m
29 July 2025 - 16:59



Track Rating: Soft 6, Weather: Fine, Rail Position: +7m Entire

Section	Overall	1000m	800m	600m	400m	200m								
Section Times	1:11.89 [10] (0:12.95)	0:58.94 [5] (0:11.16)	0:47.78 [7] (0:11.50)	0:36.28 [7] (0:11.12)	0:25.16 [6] (0:11.76)	0:13.40 [8] (0:13.40)								
Average Speed [km/h]	55.6	63.5	62.2	64.9	61.1	53.6								
Top Speed [km/h]	67.6	67.3	63.3	66.2	63.9	57.3								
Avg. Dist. to Rail [m]	2.2	2.1	1.1	0.3	1.1	1.2								
Avg. Stride Freq. [Hz]	2.2	2.3	2.4	2.4	2.3	2.2								
Avg. Stride Length [m]	6.7	7.6	7.4	7.5	7.2	6.7								

