



# IpswichProfessional

## Race 1: GREAT NORTHERN QTIS Two-Year-Old Handicap - 1350m

31 July 2025 - 11:40



Track Rating: Soft 6, Weather: Fine, Rail Position: +10m Entire

Section		Overall				1200m	1000m	800m	600m	400m	Last 600m	
Field Times		1:23.74				1:12.12	1:00.30	0:48.06	0:35.98	0:23.74	0:35.98	
		(0:11.62)				(0:11.82)	(0:12.24)	(0:12.08)	(0:12.24)	(0:11.93)		
Rank	TAB	Horse/Jockey	Barrier	Top Speed [km/h]	Fastest Section							Distance Travelled [m]
1	5	SOCIAL PARIAH	3	63.1	0:11.68	1:23.74 [1]	1:11.82 [4]	0:59.85 [4]	0:47.46 [3]	0:35.45 [3]	0:23.42 [4]	0:35.45
		Adin Thompson		400m	400m	(0:11.92)	(0:11.97)	(0:12.39)	(0:12.01)	(0:12.03)	(0:11.68)	
2	1	BENEFITSOFMINE	2	63.3	0:11.75	1:23.82 [2]	1:12.07 [2]	1:00.09 [2]	0:47.77 [2]	0:35.76 [2]	0:23.69 [2]	0:35.76 +1
		Luke Dempsey		200m	Overall	(0:11.75)	(0:11.98)	(0:12.32)	(0:12.01)	(0:12.07)	(0:11.80)	
3	2	WANNABE BRUTAL	6	62.4	0:11.71	1:23.83 [3]	1:12.04 [3]	1:00.02 [3]	0:47.54 [4]	0:35.52 [4]	0:23.57 [3]	0:35.52 +4
		Cejay Graham		200m	400m	(0:11.79)	(0:12.02)	(0:12.48)	(0:12.02)	(0:11.95)	(0:11.71)	
4	3	LONESOME SOUL	4	62.3	0:11.76	1:23.98 [4]	1:11.95 [5]	0:59.99 [5]	0:47.47 [5]	0:35.47 [6]	0:23.55 [5]	0:35.47 +4
		Chelsea Baker		800m	400m	(0:12.03)	(0:11.96)	(0:12.52)	(0:12.00)	(0:11.92)	(0:11.76)	
5	6	FIVE OF US	5	62.0	0:11.62	1:24.08 [5]	1:12.46 [1]	1:00.64 [1]	0:48.40 [1]	0:36.32 [1]	0:24.08 [1]	0:36.32 +0
		Georgina Cartwright		1200m	Overall	(0:11.62)	(0:11.82)	(0:12.24)	(0:12.08)	(0:12.24)	(0:11.96)	
6	7	ZOU ZOU JENNIKA	1	62.2	0:11.93	1:24.48 [6]	1:12.28 [6]	1:00.34 [6]	0:47.94 [6]	0:35.98 [5]	0:24.05 [6]	0:35.98 +1
		Taylor Marshall		600m	600m	(0:12.20)	(0:11.94)	(0:12.40)	(0:11.96)	(0:11.93)	(0:11.95)	

Scratched: Kurithea (#4)



# IpswichProfessional

## Race 1: GREAT NORTHERN QTIS Two-Year-Old Handicap - 1350m

31 July 2025 - 11:40



Track Rating: Soft 6, Weather: Fine, Rail Position: +10m Entire

Section						200m			Last 600m
Field Times						0:11.81 (0:11.81)			0:35.98
Rank	TAB	Horse/Jockey	Barrier	Top Speed [km/h]	Fastest Section		Margin		Distance Travelled [m]
1	5	SOCIAL PARIAH	3	63.1	0:11.68	0:11.74 [4]	1:23.74		0:35.45
		Adin Thompson		400m	400m	(0:11.74)			
2	1	BENEFITSOFMINE	2	63.3	0:11.75	0:11.89 [1]	0.42L		0:35.76 +1
		Luke Dempsey		200m	Overall	(0:11.89)			
3	2	WANNABE BRUTAL	6	62.4	0:11.71	0:11.86 [3]	0.52L		0:35.52 +4
		Cejay Graham		200m	400m	(0:11.86)			
4	3	LONESOME SOUL	4	62.3	0:11.76	0:11.79 [5]	1.38L		0:35.47 +4
		Chelsea Baker		800m	400m	(0:11.79)			
5	6	FIVE OF US	5	62.0	0:11.62	0:12.12 [2]	1.99L		0:36.32 +0
		Georgina Cartwright		1200m	Overall	(0:12.12)			
6	7	ZOU ZOU JENNIKA	1	62.2	0:11.93	0:12.10 [6]	4.3L		0:35.98 +1
		Taylor Marshall		600m	600m	(0:12.10)			

Scratched: Kurithea (#4)



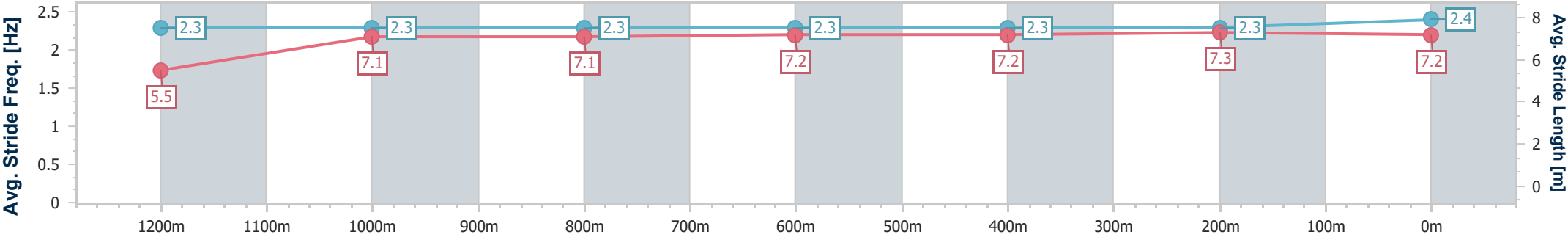
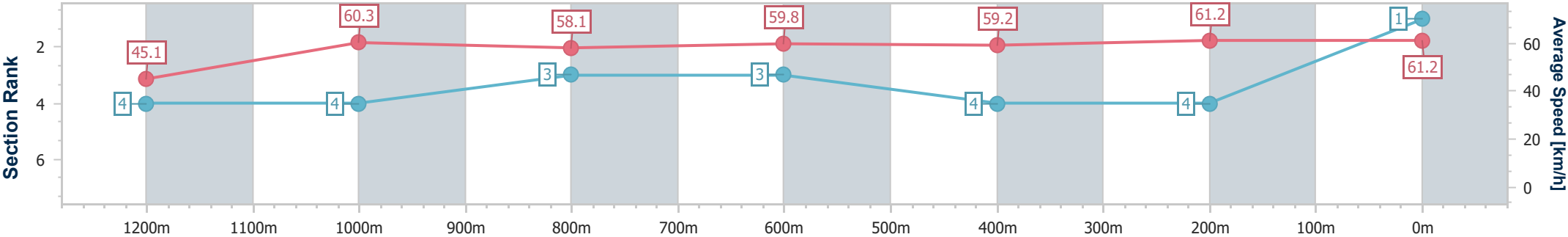
Horse/Jockey Name	Social Pariah
Final Rank	1
Fastest Section Time (Section)	0:11.68 (400m)
Top Speed [km/h] (Section)	63.1 (400m)
Race State	Finished



IpswichProfessional  
Race 1: GREAT NORTHERN QTIS Two-Year-Old Handicap -  
1350m  
31 July 2025 - 11:40  
Track Rating: Soft 6, Weather: Fine, Rail Position: +10m Entire



Section	Overall	1200m	1000m	800m	600m	400m	200m						
Section Times	1:23.74 [1] (0:11.92)	1:11.82 [4] (0:11.97)	0:59.85 [4] (0:12.39)	0:47.46 [3] (0:12.01)	0:35.45 [3] (0:12.03)	0:23.42 [4] (0:11.68)	0:11.74 [4] (0:11.74)						
Average Speed [km/h]	45.1	60.3	58.1	59.8	59.2	61.2	61.2						
Top Speed [km/h]	59.0	61.9	58.6	60.8	61.0	63.1	63.0						
Avg. Dist. to Rail [m]	1.2	0.4	0.2	0.8	1.9	2.0	1.0						
Avg. Stride Freq. [Hz]	2.3	2.3	2.3	2.3	2.3	2.3	2.4						
Avg. Stride Length [m]	5.5	7.1	7.1	7.2	7.2	7.3	7.2						





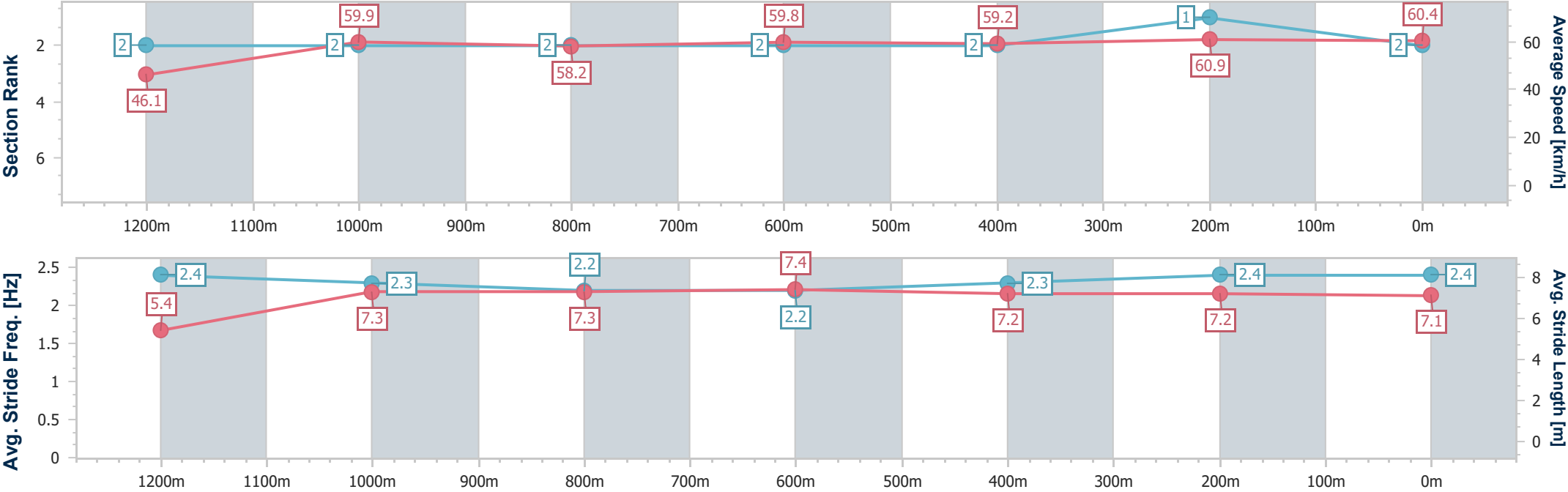
Horse/Jockey Name	Benefitsofmine
Final Rank	2
Fastest Section Time (Section)	0:11.75 (Overall)
Top Speed [km/h] (Section)	63.3 (200m)
Race State	Finished



IpswichProfessional  
Race 1: GREAT NORTHERN QTIS Two-Year-Old Handicap - 1350m  
31 July 2025 - 11:40  
Track Rating: Soft 6, Weather: Fine, Rail Position: +10m Entire



Section	Overall	1200m	1000m	800m	600m	400m	200m						
Section Times	1:23.82 [2] (0:11.75)	1:12.07 [2] (0:11.98)	1:00.09 [2] (0:12.32)	0:47.77 [2] (0:12.01)	0:35.76 [2] (0:12.07)	0:23.69 [2] (0:11.80)	0:11.89 [1] (0:11.89)						
Average Speed [km/h]	46.1	59.9	58.2	59.8	59.2	60.9	60.4						
Top Speed [km/h]	61.4	62.0	59.1	61.1	60.9	62.7	63.3						
Avg. Dist. to Rail [m]	1.3	0.7	0.9	1.5	1.4	0.7	3.5						
Avg. Stride Freq. [Hz]	2.4	2.3	2.2	2.2	2.3	2.4	2.4						
Avg. Stride Length [m]	5.4	7.3	7.3	7.4	7.2	7.2	7.1						





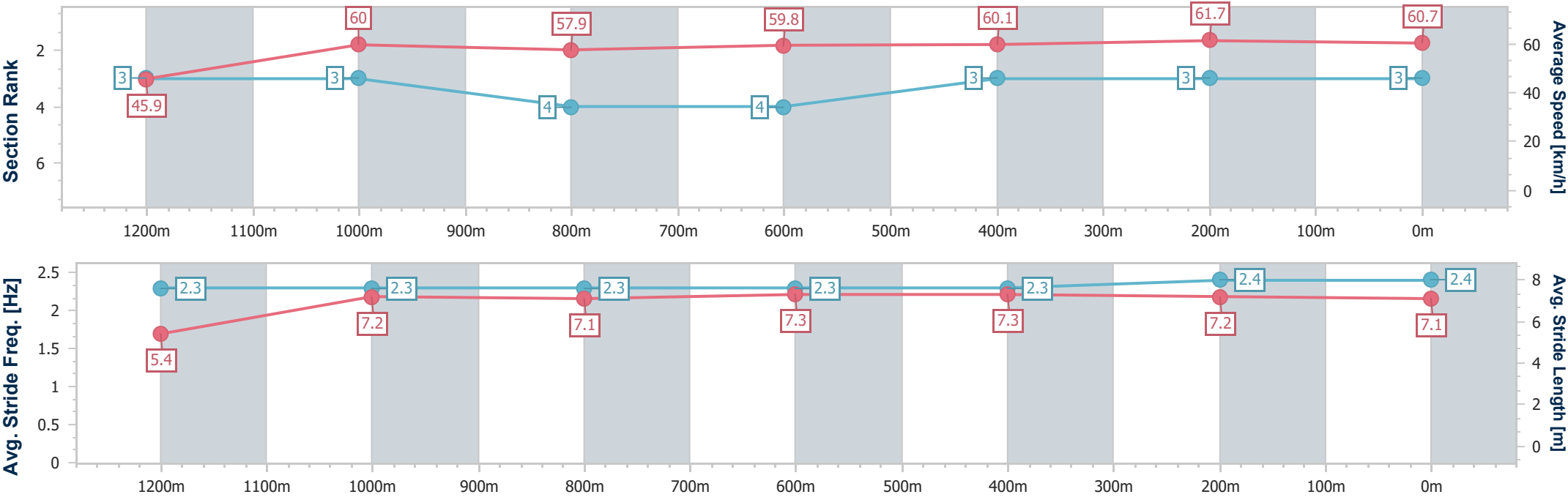
Horse/Jockey Name	Wannabe Brutal
Final Rank	3
Fastest Section Time (Section)	0:11.71 (400m)
Top Speed [km/h] (Section)	62.4 (200m)
Race State	Finished



IpswichProfessional  
Race 1: GREAT NORTHERN QTIS Two-Year-Old Handicap - 1350m  
31 July 2025 - 11:40  
Track Rating: Soft 6, Weather: Fine, Rail Position: +10m Entire



Section	Overall	1200m	1000m	800m	600m	400m	200m						
Section Times	1:23.83 [3] (0:11.79)	1:12.04 [3] (0:12.02)	1:00.02 [3] (0:12.48)	0:47.54 [4] (0:12.02)	0:35.52 [4] (0:11.95)	0:23.57 [3] (0:11.71)	0:11.86 [3] (0:11.86)						
Average Speed [km/h]	45.9	60.0	57.9	59.8	60.1	61.7	60.7						
Top Speed [km/h]	61.2	61.1	59.4	61.7	61.8	62.2	62.4						
Avg. Dist. to Rail [m]	3.9	1.3	0.6	0.3	0.2	0.5	2.9						
Avg. Stride Freq. [Hz]	2.3	2.3	2.3	2.3	2.3	2.4	2.4						
Avg. Stride Length [m]	5.4	7.2	7.1	7.3	7.3	7.2	7.1						





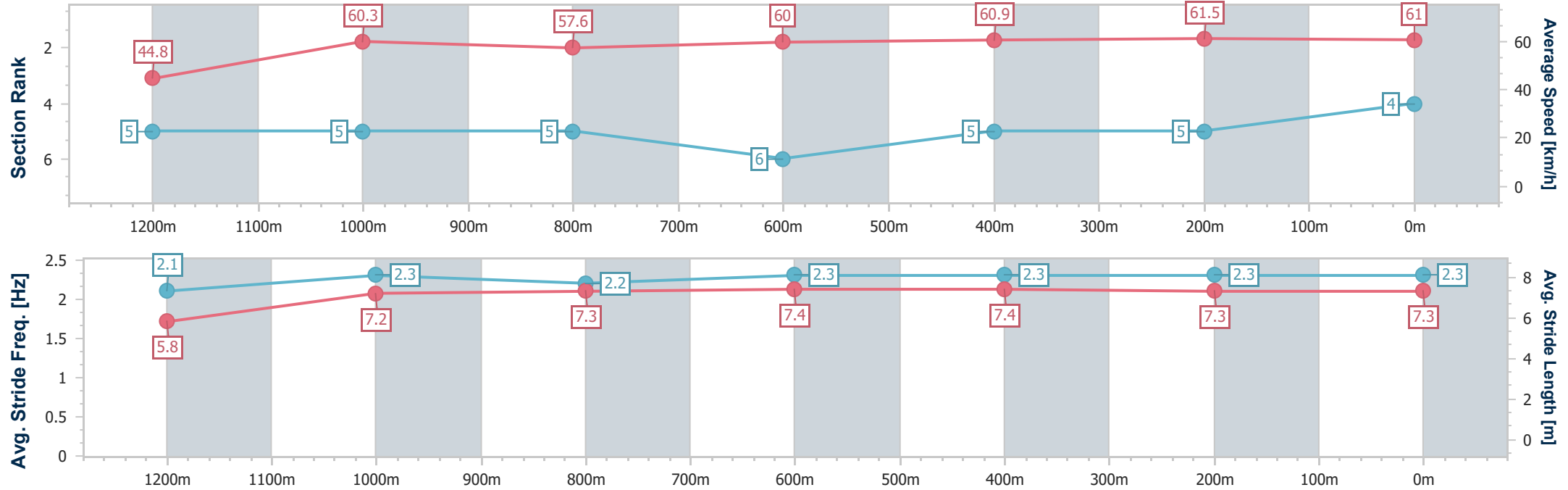
Horse/Jockey Name	Lonesome Soul
Final Rank	4
Fastest Section Time (Section)	0:11.76 (400m)
Top Speed [km/h] (Section)	62.3 (800m)
Race State	Finished



IpswichProfessional  
Race 1: GREAT NORTHERN QTIS Two-Year-Old Handicap - 1350m  
31 July 2025 - 11:40  
Track Rating: Soft 6, Weather: Fine, Rail Position: +10m Entire



Section	Overall	1200m	1000m	800m	600m	400m	200m						
Section Times	1:23.98 [4] (0:12.03)	1:11.95 [5] (0:11.96)	0:59.99 [5] (0:12.52)	0:47.47 [5] (0:12.00)	0:35.47 [6] (0:11.92)	0:23.55 [5] (0:11.76)	0:11.79 [5] (0:11.79)						
Average Speed [km/h]	44.8	60.3	57.6	60.0	60.9	61.5	61.0						
Top Speed [km/h]	60.4	61.1	58.7	62.3	61.5	62.2	61.8						
Avg. Dist. to Rail [m]	1.9	1.2	0.9	0.4	0.9	2.2	5.4						
Avg. Stride Freq. [Hz]	2.1	2.3	2.2	2.3	2.3	2.3	2.3						
Avg. Stride Length [m]	5.8	7.2	7.3	7.4	7.4	7.3	7.3						



- [ ] Ranking at each section and finish
- .-.- No data available at this section
- NA No data available



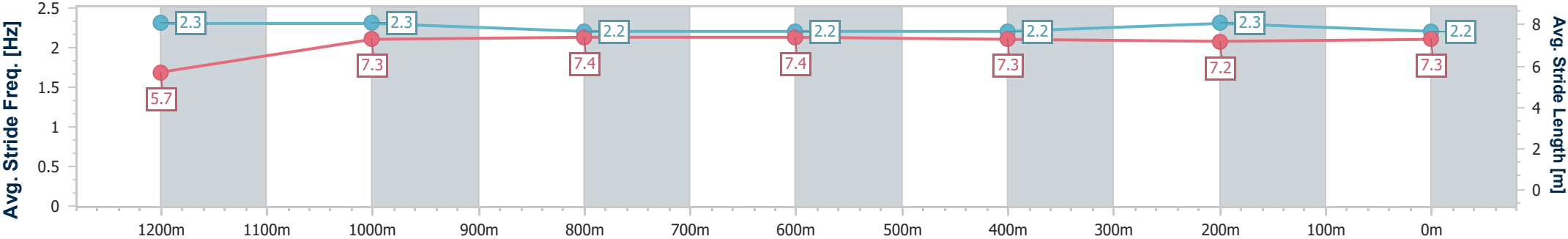
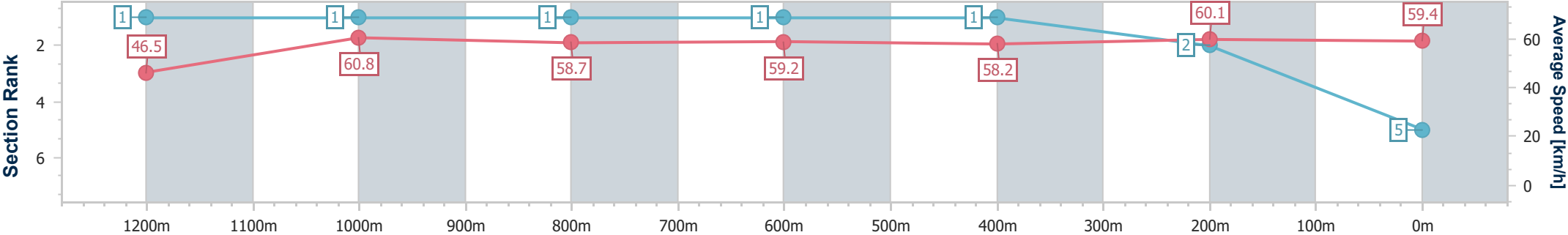
Horse/Jockey Name	Five Of Us
Final Rank	5
Fastest Section Time (Section)	0:11.62 (Overall)
Top Speed [km/h] (Section)	62.0 (1200m)
Race State	Finished



IpswichProfessional  
Race 1: GREAT NORTHERN QTIS Two-Year-Old Handicap - 1350m  
31 July 2025 - 11:40  
Track Rating: Soft 6, Weather: Fine, Rail Position: +10m Entire



Section	Overall	1200m	1000m	800m	600m	400m	200m						
Section Times	1:24.08 [5] (0:11.62)	1:12.46 [1] (0:11.82)	1:00.64 [1] (0:12.24)	0:48.40 [1] (0:12.08)	0:36.32 [1] (0:12.24)	0:24.08 [1] (0:11.96)	0:12.12 [2] (0:12.12)						
Average Speed [km/h]	46.5	60.8	58.7	59.2	58.2	60.1	59.4						
Top Speed [km/h]	61.6	62.0	59.7	59.9	60.0	60.5	60.4						
Avg. Dist. to Rail [m]	2.4	0.6	1.6	1.7	1.5	1.7	1.7						
Avg. Stride Freq. [Hz]	2.3	2.3	2.2	2.2	2.2	2.3	2.2						
Avg. Stride Length [m]	5.7	7.3	7.4	7.4	7.3	7.2	7.3						





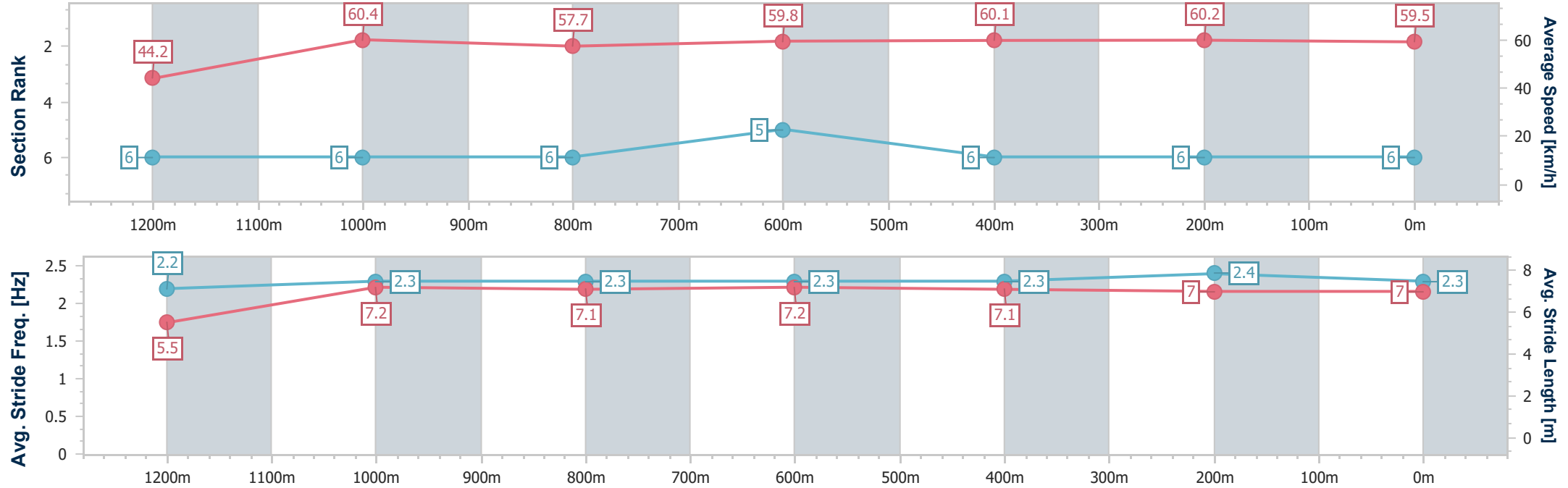
Horse/Jockey Name	Zou Zou Jennika
Final Rank	6
Fastest Section Time (Section)	0:11.93 (600m)
Top Speed [km/h] (Section)	62.2 (600m)
Race State	Finished



IpswichProfessional  
Race 1: GREAT NORTHERN QTIS Two-Year-Old Handicap - 1350m  
31 July 2025 - 11:40  
Track Rating: Soft 6, Weather: Fine, Rail Position: +10m Entire



Section	Overall	1200m	1000m	800m	600m	400m	200m						
Section Times	1:24.48 [6] (0:12.20)	1:12.28 [6] (0:11.94)	1:00.34 [6] (0:12.40)	0:47.94 [6] (0:11.96)	0:35.98 [5] (0:11.93)	0:24.05 [6] (0:11.95)	0:12.10 [6] (0:12.10)						
Average Speed [km/h]	44.2	60.4	57.7	59.8	60.1	60.2	59.5						
Top Speed [km/h]	58.1	61.7	58.9	62.0	62.2	60.9	60.4						
Avg. Dist. to Rail [m]	1.5	0.8	1.2	1.6	1.0	0.5	0.3						
Avg. Stride Freq. [Hz]	2.2	2.3	2.3	2.3	2.3	2.4	2.3						
Avg. Stride Length [m]	5.5	7.2	7.1	7.2	7.1	7.0	7.0						







# IpswichProfessional

## Race 2: VINCE INSURANCE Class 3 Handicap - 1710m

31 July 2025 - 12:15



Track Rating: Soft 6, Weather: Fine, Rail Position: +10m Entire

Section						Overall	1600m	1400m	1200m	1000m	800m	600m	Last 600m		
Field Times						1:45.68 (0:09.29)	1:36.39 (0:11.87)	1:24.52 (0:12.02)	1:12.50 (0:12.35)	1:00.15 (0:12.17)	0:47.98 (0:12.01)	0:35.97 (0:12.12)	0:35.97		
Rank	TAB	Horse/Jockey	Barrier	Top Speed [km/h]	Fastest Section										Distance Travelled [m]
1	4	FLYING BAT	6	61.7	0:09.29	1:45.68 [1]	1:36.39 [1]	1:24.49 [2]	1:12.50 [1]	1:00.15 [1]	0:47.98 [1]	0:35.97 [1]	0:35.97		
		Cobi Vitler		400m	Overall	(0:09.29)	(0:11.90)	(0:11.99)	(0:12.35)	(0:12.17)	(0:12.01)	(0:12.12)			
2	2	SIMPLY FUN	3	61.8	0:09.39	1:45.73 [2]	1:36.34 [3]	1:24.40 [3]	1:12.40 [3]	1:00.10 [3]	0:47.87 [3]	0:35.84 [3]	0:35.84	-1	
		Georgina Cartwright		1600m	Overall	(0:09.39)	(0:11.94)	(0:12.00)	(0:12.30)	(0:12.23)	(0:12.03)	(0:12.11)			
3	3	CARRAVILLA	5	61.9	0:09.62	1:45.89 [3]	1:36.27 [6]	1:24.37 [4]	1:12.42 [4]	1:00.12 [4]	0:47.93 [4]	0:35.83 [4]	0:35.83	+5	
		Tahlia Fenlon		400m	Overall	(0:09.62)	(0:11.90)	(0:11.95)	(0:12.30)	(0:12.19)	(0:12.10)	(0:12.07)			
4	6	IRON GRACE	7	62.5	0:09.74	1:46.73 [4]	1:36.99 [7]	1:24.76 [8]	1:12.71 [8]	1:00.33 [8]	0:48.20 [8]	0:36.22 [8]	0:36.22	+7	
		Damien Thornton		600m	Overall	(0:09.74)	(0:12.23)	(0:12.05)	(0:12.38)	(0:12.13)	(0:11.98)	(0:11.94)			
5	7	PLANNED ENCOUNTER	2	61.6	0:09.84	1:46.83 [5]	1:36.99 [8]	1:24.87 [7]	1:12.92 [7]	1:00.64 [7]	0:48.47 [7]	0:36.48 [7]	0:36.48	+0	
		Karl Zechner		600m	Overall	(0:09.84)	(0:12.12)	(0:11.95)	(0:12.28)	(0:12.17)	(0:11.99)	(0:11.91)			
6	8	STAR CHANCE	1	60.9	0:09.55	1:46.86 [6]	1:37.31 [4]	1:25.25 [5]	1:13.30 [5]	1:00.91 [5]	0:48.71 [5]	0:36.67 [5]	0:36.67	-2	
		Morgan Butler		1400m	Overall	(0:09.55)	(0:12.06)	(0:11.95)	(0:12.39)	(0:12.20)	(0:12.04)	(0:12.13)			
7	9	POWERWOLF	4	61.0	0:09.55	1:48.12 [7]	1:38.57 [5]	1:26.40 [6]	1:14.40 [6]	1:02.09 [6]	0:49.92 [6]	0:37.85 [6]	0:37.85	+7	
		Siobhan Rutledge		1400m	Overall	(0:09.55)	(0:12.17)	(0:12.00)	(0:12.31)	(0:12.17)	(0:12.07)	(0:12.20)			
8	5	CLUSTER'S REIN	8	62.6	0:09.33	1:49.45 [8]	1:40.12 [2]	1:28.29 [1]	1:16.24 [2]	1:03.92 [2]	0:51.70 [2]	0:39.62 [2]	0:39.62	+4	
		Micheal Hellyer		1600m	Overall	(0:09.33)	(0:11.83)	(0:12.05)	(0:12.32)	(0:12.22)	(0:12.08)	(0:12.29)			

Scratched: Lorusso (#1)



# IpswichProfessional

## Race 2: VINCE INSURANCE Class 3 Handicap - 1710m

31 July 2025 - 12:15



Track Rating: Soft 6, Weather: Fine, Rail Position: +10m Entire

Section						400m	200m			Last 600m
Field Times						0:23.85 (0:11.84)	0:12.01 (0:12.01)			0:35.97
Rank	TAB	Horse/Jockey	Barrier	Top Speed [km/h]	Fastest Section			Margin		
1	4	FLYING BAT	6	61.7	0:09.29	0:23.85 [1]	0:12.01 [1]	1:45.68		
		Cobi Vitler		400m	Overall	(0:11.84)	(0:12.01)			
2	2	SIMPLY FUN	3	61.8	0:09.39	0:23.73 [2]	0:11.99 [2]	0.3L	0:35.84	-1
		Georgina Cartwright		1600m	Overall	(0:11.74)	(0:11.99)			
3	3	CARRAVILLA	5	61.9	0:09.62	0:23.76 [4]	0:11.91 [3]	1.24L	0:35.83	+5
		Tahlia Fenlon		400m	Overall	(0:11.85)	(0:11.91)			
4	6	IRON GRACE	7	62.5	0:09.74	0:24.28 [7]	0:12.21 [6]	6.17L	0:36.22	+7
		Damien Thornton		600m	Overall	(0:12.07)	(0:12.21)			
5	7	PLANNED ENCOUNTER	2	61.6	0:09.84	0:24.57 [5]	0:12.42 [5]	6.78L	0:36.48	+0
		Karl Zechner		600m	Overall	(0:12.15)	(0:12.42)			
6	8	STAR CHANCE	1	60.9	0:09.55	0:24.54 [6]	0:12.45 [4]	6.95L	0:36.67	-2
		Morgan Butler		1400m	Overall	(0:12.09)	(0:12.45)			
7	9	POWERWOLF	4	61.0	0:09.55	0:25.65 [8]	0:13.06 [8]	14.35L	0:37.85	+7
		Siobhan Rutledge		1400m	Overall	(0:12.59)	(0:13.06)			
8	5	CLUSTER'S REIN	8	62.6	0:09.33	0:27.33 [3]	0:14.71 [7]	22.15L	0:39.62	+4
		Micheal Hellyer		1600m	Overall	(0:12.62)	(0:14.71)			

Scratched: Larusso (#1)



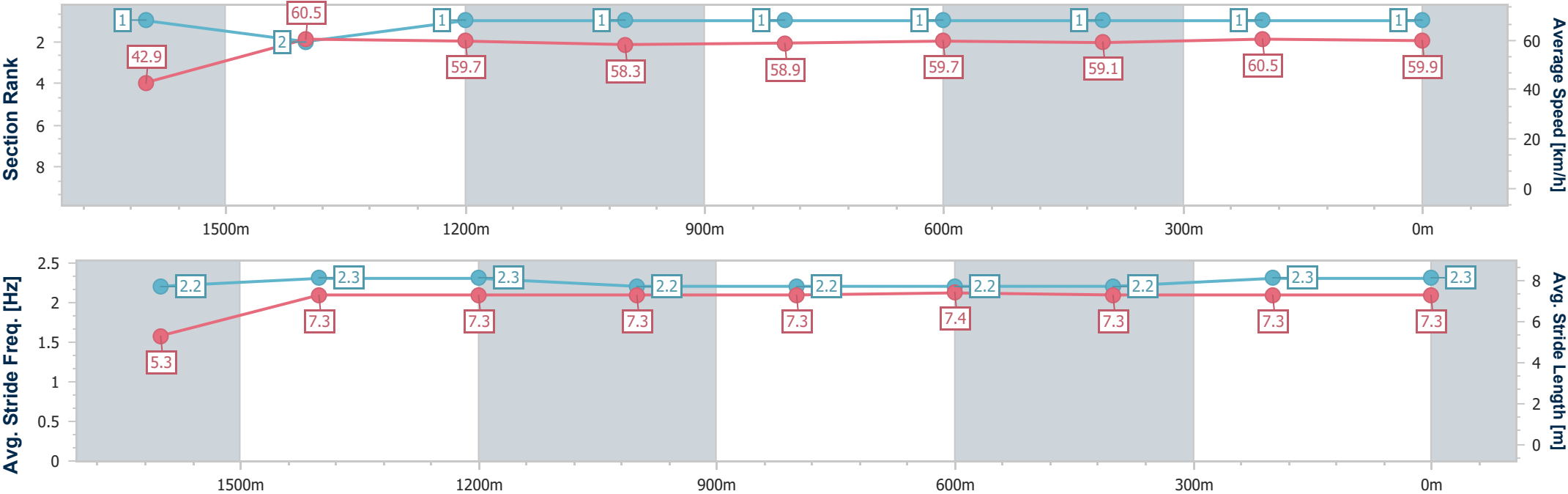
Horse/Jockey Name	Flying Bat
Final Rank	1
Fastest Section Time (Section)	0:09.29 (Overall)
Top Speed [km/h] (Section)	61.7 (400m)
Race State	Finished



IpswichProfessional  
Race 2: VINCE INSURANCE Class 3 Handicap - 1710m  
31 July 2025 - 12:15  
Track Rating: Soft 6, Weather: Fine, Rail Position: +10m Entire



Section	Overall	1600m	1400m	1200m	1000m	800m	600m	400m	200m				
Section Times	1:45.68 [1] (0:09.29)	1:36.39 [1] (0:11.90)	1:24.49 [2] (0:11.99)	1:12.50 [1] (0:12.35)	1:00.15 [1] (0:12.17)	0:47.98 [1] (0:12.01)	0:35.97 [1] (0:12.12)	0:23.85 [1] (0:11.84)	0:12.01 [1] (0:12.01)				
Average Speed [km/h]	42.9	60.5	59.7	58.3	58.9	59.7	59.1	60.5	59.9				
Top Speed [km/h]	59.6	61.3	61.4	59.1	59.5	61.1	59.9	61.7	61.7				
Avg. Dist. to Rail [m]	6.8	1.5	1.5	0.5	0.6	1.2	1.8	2.0	1.1				
Avg. Stride Freq. [Hz]	2.2	2.3	2.3	2.2	2.2	2.2	2.2	2.3	2.3				
Avg. Stride Length [m]	5.3	7.3	7.3	7.3	7.3	7.4	7.3	7.3	7.3				





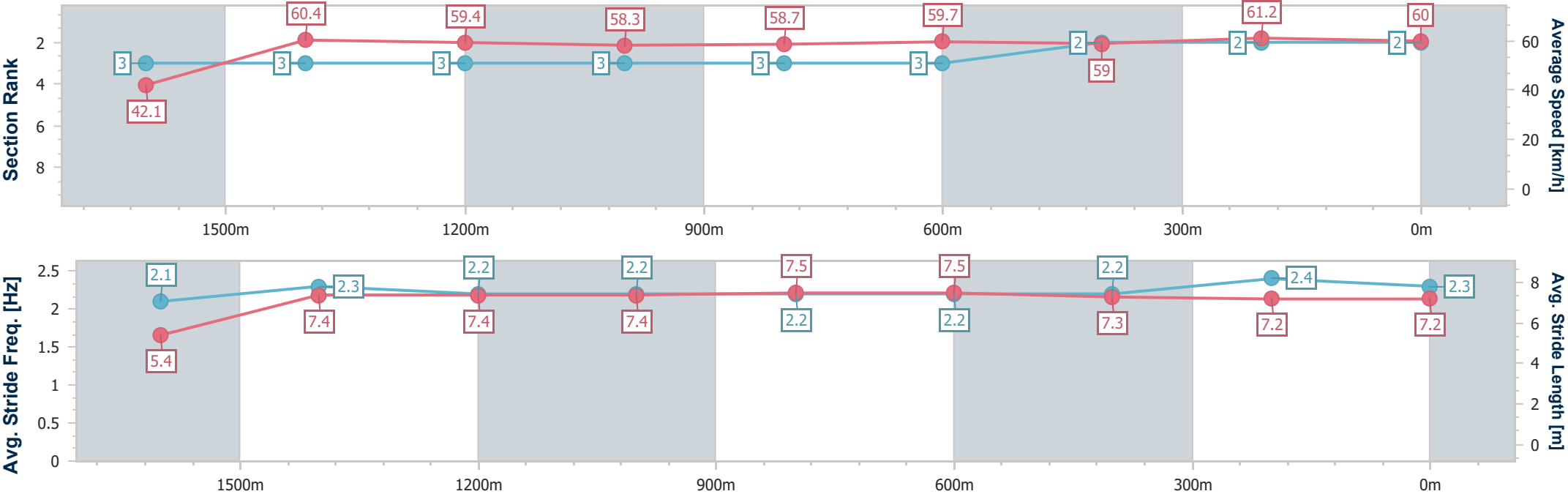
Horse/Jockey Name	Simply Fun
Final Rank	2
Fastest Section Time (Section)	0:09.39 (Overall)
Top Speed [km/h] (Section)	61.8 (1600m)
Race State	Finished



IpswichProfessional  
Race 2: VINCE INSURANCE Class 3 Handicap - 1710m  
31 July 2025 - 12:15  
Track Rating: Soft 6, Weather: Fine, Rail Position: +10m Entire



Section	Overall	1600m	1400m	1200m	1000m	800m	600m	400m	200m				
Section Times	1:45.73 [2] (0:09.39)	1:36.34 [3] (0:11.94)	1:24.40 [3] (0:12.00)	1:12.40 [3] (0:12.30)	1:00.10 [3] (0:12.23)	0:47.87 [3] (0:12.03)	0:35.84 [3] (0:12.11)	0:23.73 [2] (0:11.74)	0:11.99 [2] (0:11.99)				
Average Speed [km/h]	42.1	60.4	59.4	58.3	58.7	59.7	59.0	61.2	60.0				
Top Speed [km/h]	58.1	61.8	61.3	58.9	59.2	60.9	60.6	61.8	61.5				
Avg. Dist. to Rail [m]	2.7	1.5	2.1	0.5	0.5	1.0	1.5	1.0	1.2				
Avg. Stride Freq. [Hz]	2.1	2.3	2.2	2.2	2.2	2.2	2.2	2.4	2.3				
Avg. Stride Length [m]	5.4	7.4	7.4	7.4	7.5	7.5	7.3	7.2	7.2				





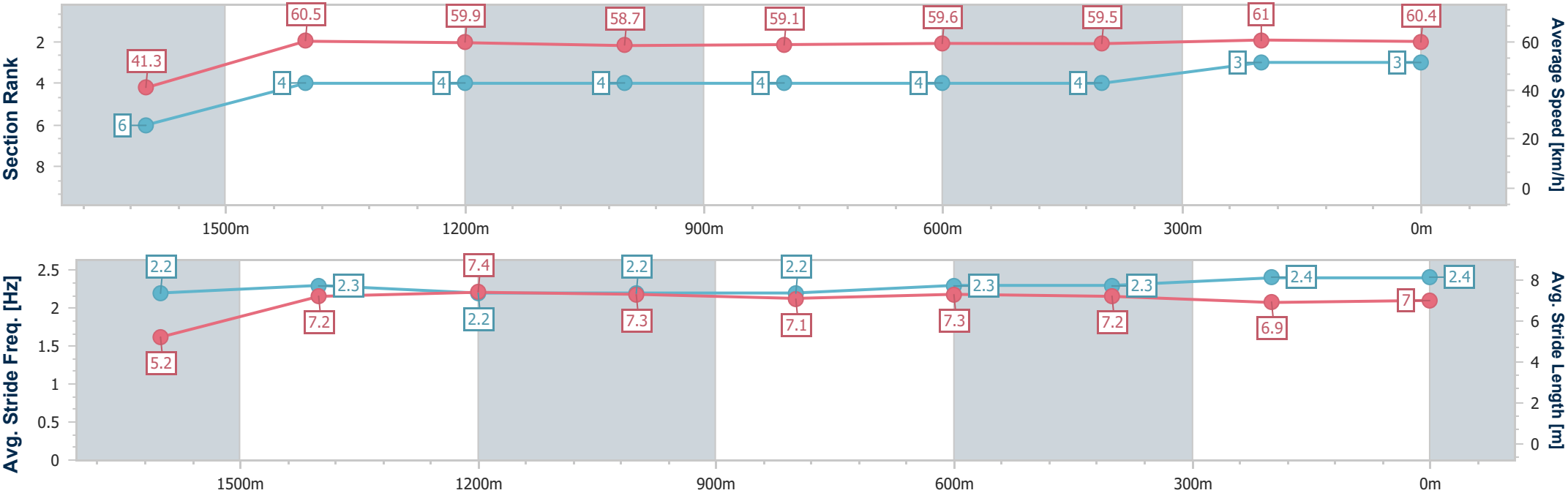
Horse/Jockey Name	Carravilla
Final Rank	3
Fastest Section Time (Section)	0:09.62 (Overall)
Top Speed [km/h] (Section)	61.9 (400m)
Race State	Finished



IpswichProfessional  
Race 2: VINCE INSURANCE Class 3 Handicap - 1710m  
31 July 2025 - 12:15  
Track Rating: Soft 6, Weather: Fine, Rail Position: +10m Entire



Section	Overall	1600m	1400m	1200m	1000m	800m	600m	400m	200m				
Section Times	1:45.89 [3] (0:09.62)	1:36.27 [6] (0:11.90)	1:24.37 [4] (0:11.95)	1:12.42 [4] (0:12.30)	1:00.12 [4] (0:12.19)	0:47.93 [4] (0:12.10)	0:35.83 [4] (0:12.07)	0:23.76 [4] (0:11.85)	0:11.91 [3] (0:11.91)				
Average Speed [km/h]	41.3	60.5	59.9	58.7	59.1	59.6	59.5	61.0	60.4				
Top Speed [km/h]	59.6	61.2	61.2	59.8	59.7	60.6	60.9	61.9	61.8				
Avg. Dist. to Rail [m]	4.6	1.1	1.5	0.8	0.5	0.2	0.3	0.9	1.4				
Avg. Stride Freq. [Hz]	2.2	2.3	2.2	2.2	2.2	2.3	2.3	2.4	2.4				
Avg. Stride Length [m]	5.2	7.2	7.4	7.3	7.1	7.3	7.2	6.9	7.0				





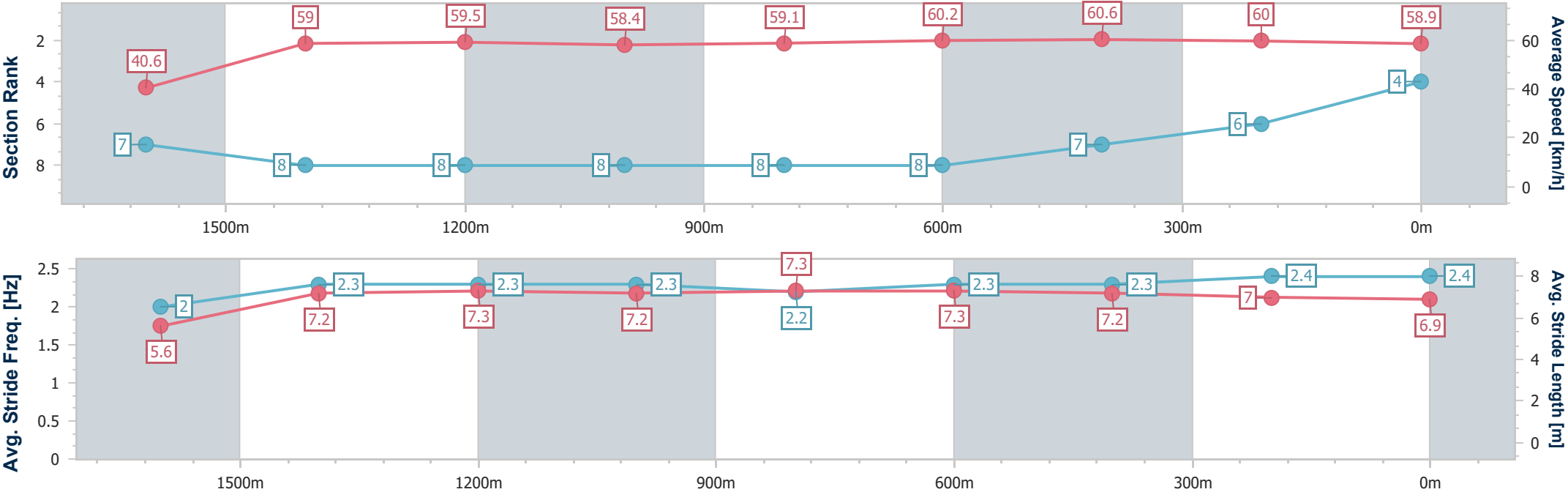
Horse/Jockey Name	Iron Grace
Final Rank	4
Fastest Section Time (Section)	0:09.74 (Overall)
Top Speed [km/h] (Section)	62.5 (600m)
Race State	Finished



IpswichProfessional  
Race 2: VINCE INSURANCE Class 3 Handicap - 1710m  
31 July 2025 - 12:15  
Track Rating: Soft 6, Weather: Fine, Rail Position: +10m Entire



Section	Overall	1600m	1400m	1200m	1000m	800m	600m	400m	200m				
Section Times	1:46.73 [4] (0:09.74)	1:36.99 [7] (0:12.23)	1:24.76 [8] (0:12.05)	1:12.71 [8] (0:12.38)	1:00.33 [8] (0:12.13)	0:48.20 [8] (0:11.98)	0:36.22 [8] (0:11.94)	0:24.28 [7] (0:12.07)	0:12.21 [6] (0:12.21)				
Average Speed [km/h]	40.6	59.0	59.5	58.4	59.1	60.2	60.6	60.0	58.9				
Top Speed [km/h]	58.0	59.6	60.4	59.2	60.4	61.1	62.5	61.5	61.0				
Avg. Dist. to Rail [m]	7.3	1.2	0.8	1.0	0.2	0.4	1.1	2.2	2.5				
Avg. Stride Freq. [Hz]	2.0	2.3	2.3	2.3	2.2	2.3	2.3	2.4	2.4				
Avg. Stride Length [m]	5.6	7.2	7.3	7.2	7.3	7.3	7.2	7.0	6.9				





Horse/Jockey Name	Planned Encounter
Final Rank	5
Fastest Section Time (Section)	0:09.84 (Overall)
Top Speed [km/h] (Section)	61.6 (600m)
Race State	Finished



IpswichProfessional

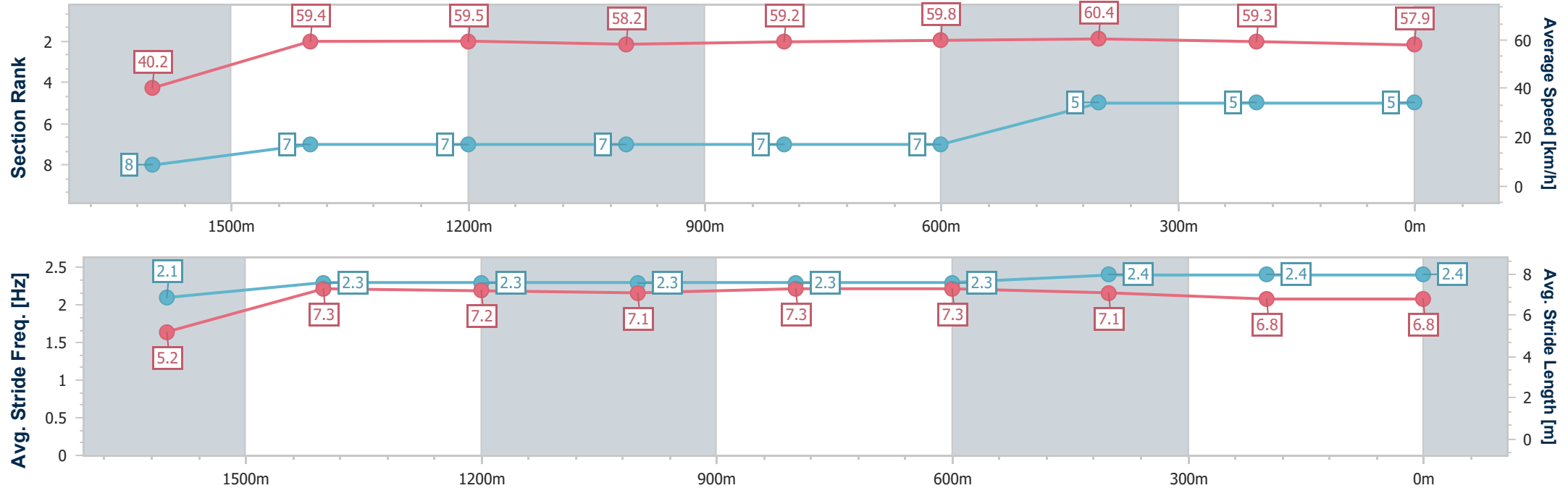
Race 2: VINCE INSURANCE Class 3 Handicap - 1710m

31 July 2025 - 12:15

Track Rating: Soft 6, Weather: Fine, Rail Position: +10m Entire



Section	Overall	1600m	1400m	1200m	1000m	800m	600m	400m	200m				
Section Times	1:46.83 [5] (0:09.84)	1:36.99 [8] (0:12.12)	1:24.87 [7] (0:11.95)	1:12.92 [7] (0:12.28)	1:00.64 [7] (0:12.17)	0:48.47 [7] (0:11.99)	0:36.48 [7] (0:11.91)	0:24.57 [5] (0:12.15)	0:12.42 [5] (0:12.42)				
Average Speed [km/h]	40.2	59.4	59.5	58.2	59.2	59.8	60.4	59.3	57.9				
Top Speed [km/h]	58.0	59.8	60.2	59.0	59.5	60.8	61.6	60.6	60.1				
Avg. Dist. to Rail [m]	2.8	1.5	2.9	1.0	1.0	1.0	0.5	0.7	0.6				
Avg. Stride Freq. [Hz]	2.1	2.3	2.3	2.3	2.3	2.3	2.4	2.4	2.4				
Avg. Stride Length [m]	5.2	7.3	7.2	7.1	7.3	7.3	7.1	6.8	6.8				





Horse/Jockey Name	Star Chance
Final Rank	6
Fastest Section Time (Section)	0:09.55 (Overall)
Top Speed [km/h] (Section)	60.9 (1400m)
Race State	Finished



IpswichProfessional

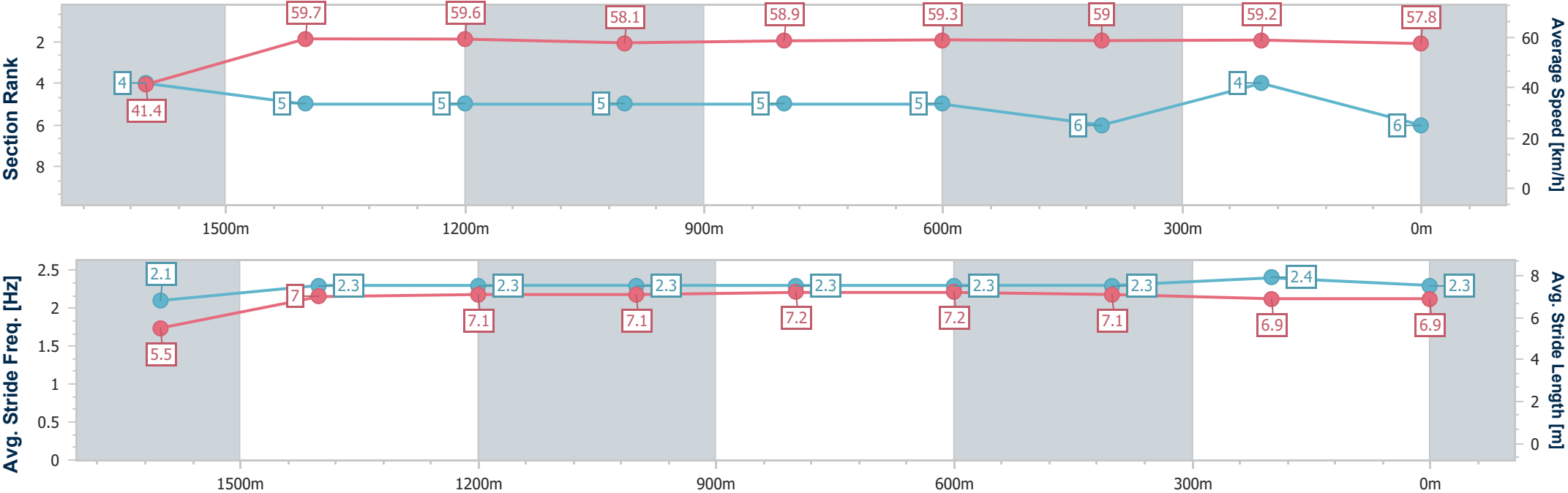
Race 2: VINCE INSURANCE Class 3 Handicap - 1710m

31 July 2025 - 12:15

Track Rating: Soft 6, Weather: Fine, Rail Position: +10m Entire



Section	Overall	1600m	1400m	1200m	1000m	800m	600m	400m	200m				
Section Times	1:46.86 [6] (0:09.55)	1:37.31 [4] (0:12.06)	1:25.25 [5] (0:11.95)	1:13.30 [5] (0:12.39)	1:00.91 [5] (0:12.20)	0:48.71 [5] (0:12.04)	0:36.67 [5] (0:12.13)	0:24.54 [6] (0:12.09)	0:12.45 [4] (0:12.45)				
Average Speed [km/h]	41.4	59.7	59.6	58.1	58.9	59.3	59.0	59.2	57.8				
Top Speed [km/h]	57.7	60.7	60.9	58.7	59.4	60.3	59.9	60.0	59.9				
Avg. Dist. to Rail [m]	1.2	2.6	2.8	0.6	0.3	1.0	1.7	1.9	1.6				
Avg. Stride Freq. [Hz]	2.1	2.3	2.3	2.3	2.3	2.3	2.3	2.4	2.3				
Avg. Stride Length [m]	5.5	7.0	7.1	7.1	7.2	7.2	7.1	6.9	6.9				







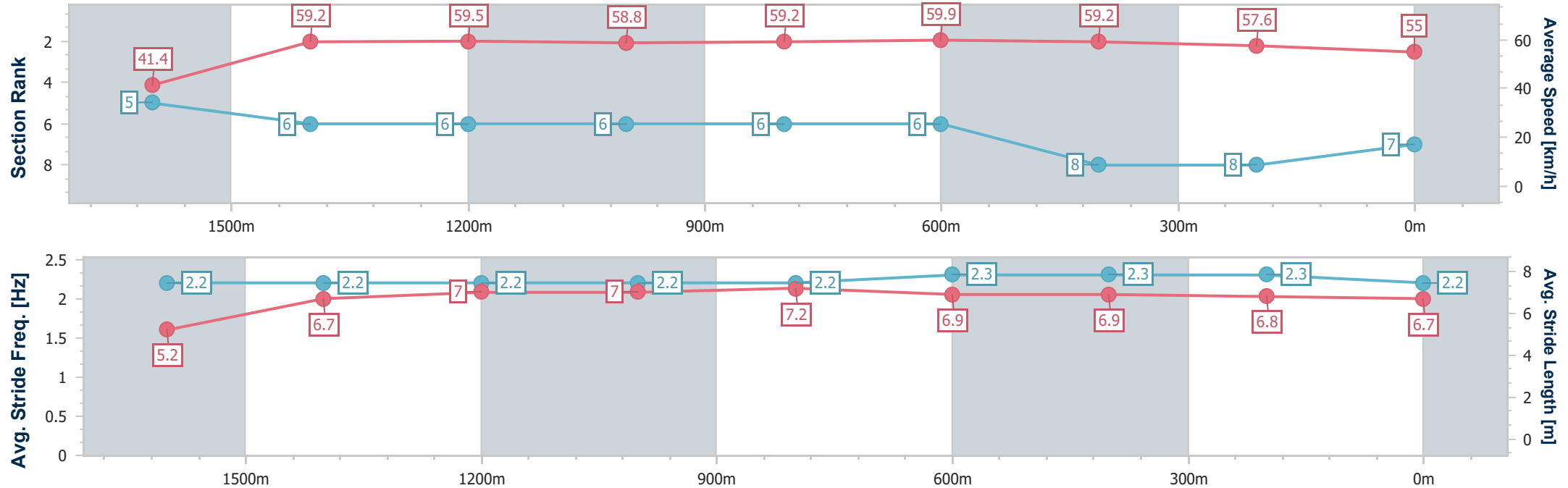
Horse/Jockey Name	Powerwolf
Final Rank	7
Fastest Section Time (Section)	0:09.55 (Overall)
Top Speed [km/h] (Section)	61.0 (1400m)
Race State	Finished



IpswichProfessional  
Race 2: VINCE INSURANCE Class 3 Handicap - 1710m  
31 July 2025 - 12:15  
Track Rating: Soft 6, Weather: Fine, Rail Position: +10m Entire



Section	Overall	1600m	1400m	1200m	1000m	800m	600m	400m	200m				
Section Times	1:48.12 [7] (0:09.55)	1:38.57 [5] (0:12.17)	1:26.40 [6] (0:12.00)	1:14.40 [6] (0:12.31)	1:02.09 [6] (0:12.17)	0:49.92 [6] (0:12.07)	0:37.85 [6] (0:12.20)	0:25.65 [8] (0:12.59)	0:13.06 [8] (0:13.06)				
Average Speed [km/h]	41.4	59.2	59.5	58.8	59.2	59.9	59.2	57.6	55.0				
Top Speed [km/h]	57.6	59.9	61.0	59.8	59.9	60.3	60.3	59.0	57.4				
Avg. Dist. to Rail [m]	3.8	1.3	1.4	1.2	0.9	0.5	0.7	1.1	1.5				
Avg. Stride Freq. [Hz]	2.2	2.2	2.2	2.2	2.2	2.3	2.3	2.3	2.2				
Avg. Stride Length [m]	5.2	6.7	7.0	7.0	7.2	6.9	6.9	6.8	6.7				





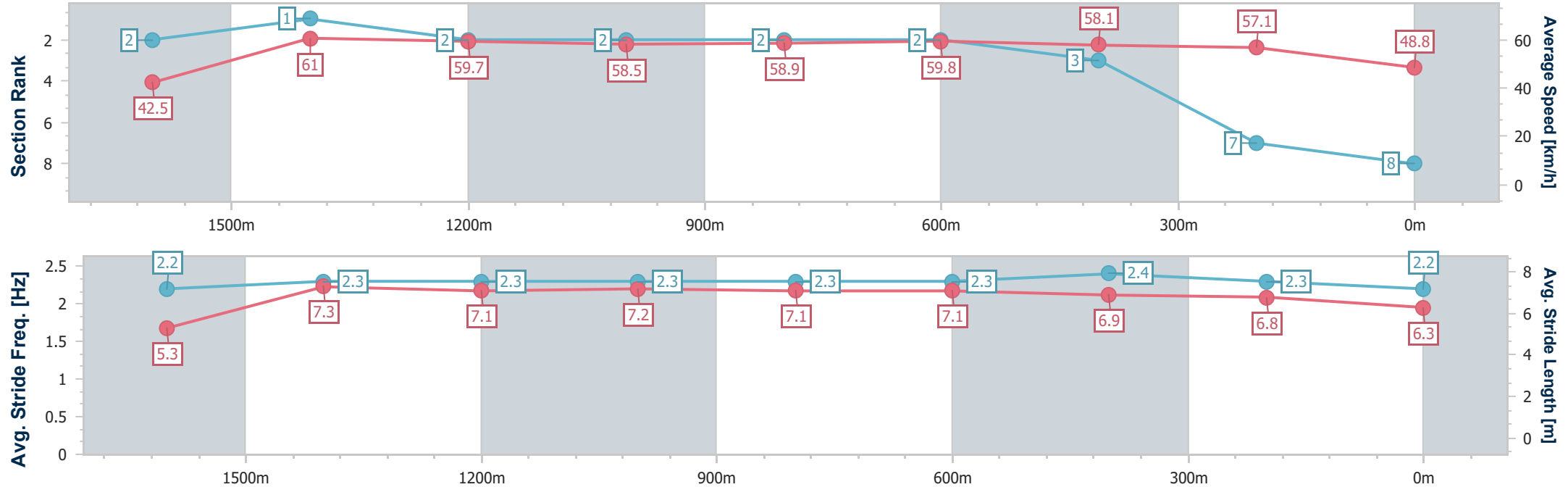
Horse/Jockey Name	Cluster's Rein
Final Rank	8
Fastest Section Time (Section)	0:09.33 (Overall)
Top Speed [km/h] (Section)	62.6 (1600m)
Race State	Finished



IpswichProfessional  
Race 2: VINCE INSURANCE Class 3 Handicap - 1710m  
31 July 2025 - 12:15  
Track Rating: Soft 6, Weather: Fine, Rail Position: +10m Entire



Section	Overall	1600m	1400m	1200m	1000m	800m	600m	400m	200m				
Section Times	1:49.45 [8] (0:09.33)	1:40.12 [2] (0:11.83)	1:28.29 [1] (0:12.05)	1:16.24 [2] (0:12.32)	1:03.92 [2] (0:12.22)	0:51.70 [2] (0:12.08)	0:39.62 [2] (0:12.29)	0:27.33 [3] (0:12.62)	0:14.71 [7] (0:14.71)				
Average Speed [km/h]	42.5	61.0	59.7	58.5	58.9	59.8	58.1	57.1	48.8				
Top Speed [km/h]	59.6	62.6	61.8	59.3	59.5	61.1	59.5	58.5	56.4				
Avg. Dist. to Rail [m]	7.9	0.9	0.7	0.9	0.8	0.2	0.8	0.6	0.7				
Avg. Stride Freq. [Hz]	2.2	2.3	2.3	2.3	2.3	2.3	2.4	2.3	2.2				
Avg. Stride Length [m]	5.3	7.3	7.1	7.2	7.1	7.1	6.9	6.8	6.3				





IpswichProfessional  
Race 3: URBAN PRECINCT PLANNING QTIS Two-Year-Old Maiden Plate  
- 1100m  
31 July 2025 - 12:51



Track Rating: Soft 6, Weather: Fine, Rail Position: +10m Entire

Section		Overall				1000m	800m	600m	400m	200m	Last 600m		
Field Times		1:05.51 (0:08.44)				0:57.07 (0:10.81)	0:46.26 (0:11.31)	0:34.95 (0:11.32)	0:23.63 (0:11.58)	0:12.05 (0:12.05)	0:34.95		
Rank	TAB	Horse/Jockey	Barrier	Top Speed [km/h]	Fastest Section							Margin	Distance Travelled [m]
1	2	SAXOBUSHI	1	66.2	0:08.59	1:05.51 [1]	0:56.92 [4]	0:45.94 [6]	0:34.67 [4]	0:23.23 [3]	0:11.82 [2]	1:05.51	0:34.67
		Andrew Mallyon		1000m	Overall	(0:08.59)	(0:10.98)	(0:11.27)	(0:11.44)	(0:11.41)	(0:11.82)		
2	3	WHISPERING ROGUE	3	67.3	0:08.88	1:05.59 [2]	0:56.71 [8]	0:45.85 [7]	0:34.58 [7]	0:23.09 [6]	0:11.72 [5]	0.46L	0:34.58 +0
		Tahlia Fenlon		1000m	Overall	(0:08.88)	(0:10.86)	(0:11.27)	(0:11.49)	(0:11.37)	(0:11.72)		
3	9	SHARPOY	7	68.8	0:08.47	1:05.66 [3]	0:57.19 [2]	0:46.36 [2]	0:35.01 [2]	0:23.53 [2]	0:11.97 [2]	0.85L	0:35.01 +5
		Rikki Jamieson		1000m	Overall	(0:08.47)	(0:10.83)	(0:11.35)	(0:11.48)	(0:11.56)	(0:11.97)		
4	6	CRYPTO MISS	10	66.8	0:08.48	1:05.73 [4]	0:57.25 [3]	0:46.32 [3]	0:34.99 [3]	0:23.33 [4]	0:11.89 [4]	1.25L	0:34.99 +5
		Kyle Wilson-Taylor		1000m	Overall	(0:08.48)	(0:10.93)	(0:11.33)	(0:11.66)	(0:11.44)	(0:11.89)		
5	11	MAGIC INVADER	6	68.2	0:08.44	1:05.87 [5]	0:57.43 [1]	0:46.62 [1]	0:35.31 [1]	0:23.99 [1]	0:12.41 [1]	2.06L	0:35.31 +1
		Micheal Hellyer		1000m	Overall	(0:08.44)	(0:10.81)	(0:11.31)	(0:11.32)	(0:11.58)	(0:12.41)		
6	10	VERY DEMURE	5	67.6	0:08.65	1:05.93 [6]	0:57.28 [5]	0:46.41 [4]	0:35.07 [5]	0:23.49 [5]	0:12.01 [6]	2.44L	0:35.07 +3
		Cejay Graham		1000m	Overall	(0:08.65)	(0:10.87)	(0:11.34)	(0:11.58)	(0:11.48)	(0:12.01)		
7	13	CYBER CITY	9	67.9	0:08.71	1:06.11 [7]	0:57.40 [6]	0:46.56 [5]	0:35.20 [6]	0:23.59 [7]	0:12.03 [7]	3.53L	0:35.20 +7
		Cobi Vitler		1000m	Overall	(0:08.71)	(0:10.84)	(0:11.36)	(0:11.61)	(0:11.56)	(0:12.03)		
8	4	AMBER AFFAIR	2	67.6	0:09.25	1:06.19 [8]	0:56.94 [10]	0:45.77 [10]	0:34.68 [10]	0:23.20 [9]	0:11.77 [8]	3.97L	0:34.68 +0
		Tiffani Brooker		1000m	Overall	(0:09.25)	(0:11.17)	(0:11.09)	(0:11.48)	(0:11.43)	(0:11.77)		
9	7	KINDRED	4	66.7	0:09.06	1:06.79 [9]	0:57.73 [9]	0:46.52 [9]	0:35.39 [9]	0:23.76 [10]	0:11.96 [9]	7.5L	0:35.39 +5
		Siobhan Rutledge		800m	Overall	(0:09.06)	(0:11.21)	(0:11.13)	(0:11.63)	(0:11.80)	(0:11.96)		
10	12	KODOMARI	8	66.6	0:08.87	1:07.33 [10]	0:58.46 [7]	0:47.48 [8]	0:36.23 [8]	0:24.47 [8]	0:12.46 [10]	10.67L	0:36.23 +4
		Adam Sewell		1000m	Overall	(0:08.87)	(0:10.98)	(0:11.25)	(0:11.76)	(0:12.01)	(0:12.46)		

Scratched: Pearl Of Sicily (#8), Nasiron (#1), Ceretti (#5)



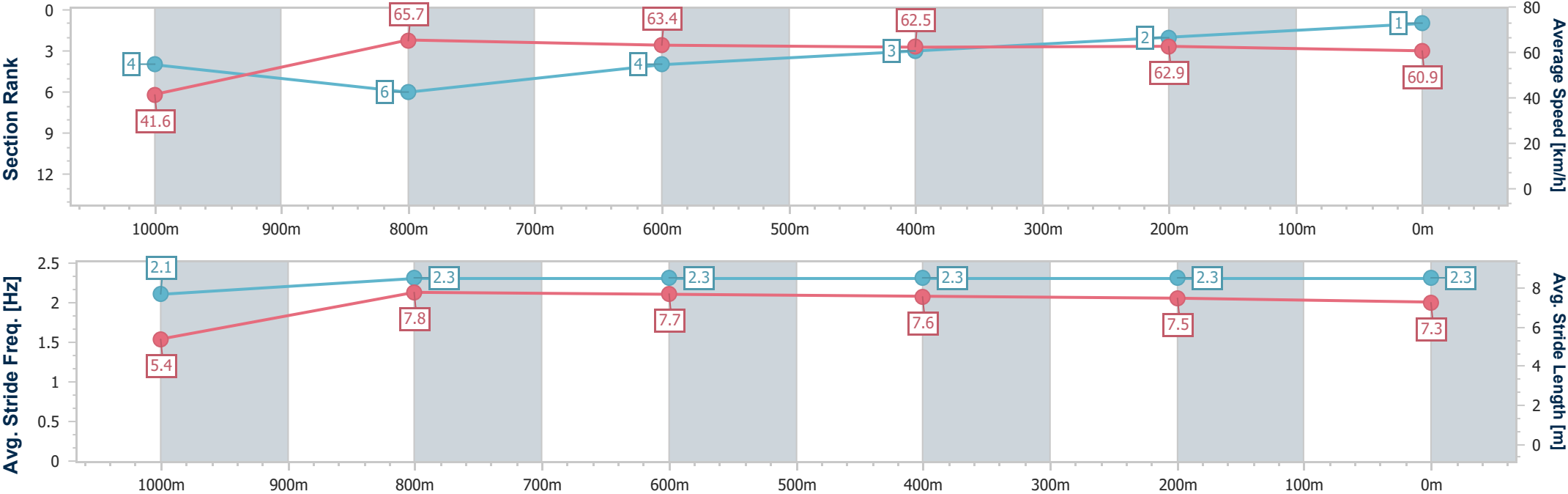
Horse/Jockey Name	Saxobushi
Final Rank	1
Fastest Section Time (Section)	0:08.59 (Overall)
Top Speed [km/h] (Section)	66.2 (1000m)
Race State	Finished



IpswichProfessional  
Race 3: URBAN PRECINCT PLANNING QTIS Two-Year-Old  
Maiden Plate - 1100m  
31 July 2025 - 12:51  
Track Rating: Soft 6, Weather: Fine, Rail Position: +10m Entire



Section	Overall	1000m	800m	600m	400m	200m								
Section Times	1:05.51 [1] (0:08.59)	0:56.92 [4] (0:10.98)	0:45.94 [6] (0:11.27)	0:34.67 [4] (0:11.44)	0:23.23 [3] (0:11.41)	0:11.82 [2] (0:11.82)								
Average Speed [km/h]	41.6	65.7	63.4	62.5	62.9	60.9								
Top Speed [km/h]	63.3	66.2	65.6	63.1	63.5	63.4								
Avg. Dist. to Rail [m]	4.0	0.7	1.5	1.8	1.5	0.4								
Avg. Stride Freq. [Hz]	2.1	2.3	2.3	2.3	2.3	2.3								
Avg. Stride Length [m]	5.4	7.8	7.7	7.6	7.5	7.3								





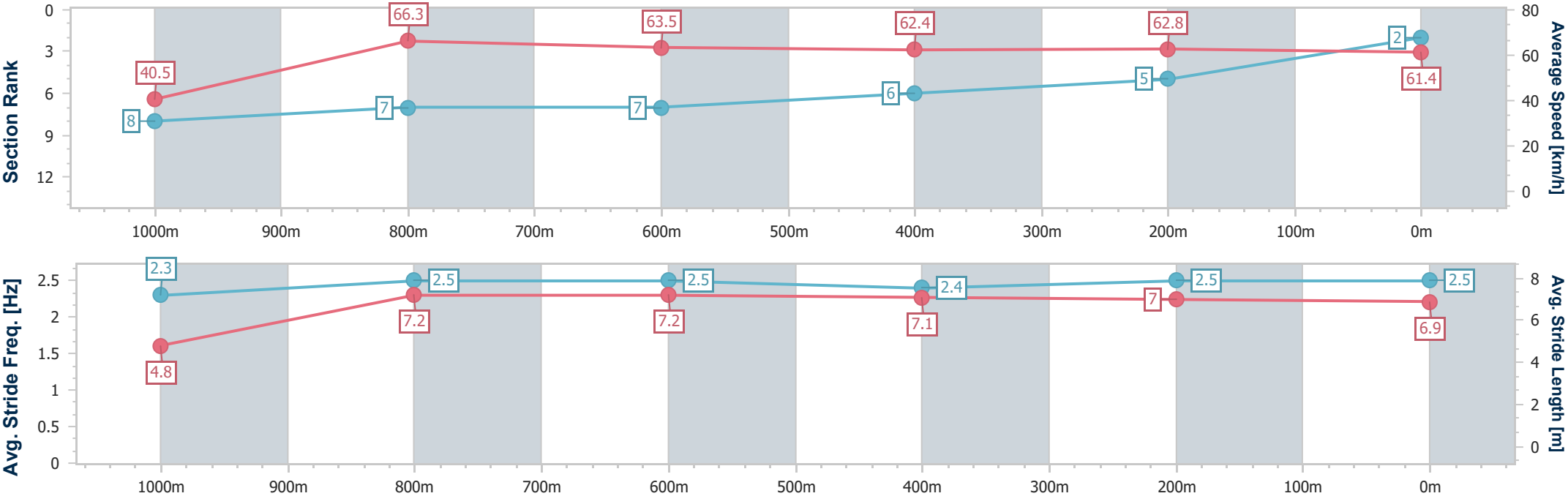
Horse/Jockey Name	Whispering Rogue
Final Rank	2
Fastest Section Time (Section)	0:08.88 (Overall)
Top Speed [km/h] (Section)	67.3 (1000m)
Race State	Finished



IpswichProfessional  
Race 3: URBAN PRECINCT PLANNING QTIS Two-Year-Old  
Maiden Plate - 1100m  
31 July 2025 - 12:51  
Track Rating: Soft 6, Weather: Fine, Rail Position: +10m Entire



Section	Overall	1000m	800m	600m	400m	200m								
Section Times	1:05.59 [2] (0:08.88)	0:56.71 [8] (0:10.86)	0:45.85 [7] (0:11.27)	0:34.58 [7] (0:11.49)	0:23.09 [6] (0:11.37)	0:11.72 [5] (0:11.72)								
Average Speed [km/h]	40.5	66.3	63.5	62.4	62.8	61.4								
Top Speed [km/h]	64.5	67.3	65.3	63.3	64.5	64.5								
Avg. Dist. to Rail [m]	2.7	0.8	1.3	1.1	1.7	0.9								
Avg. Stride Freq. [Hz]	2.3	2.5	2.5	2.4	2.5	2.5								
Avg. Stride Length [m]	4.8	7.2	7.2	7.1	7.0	6.9								





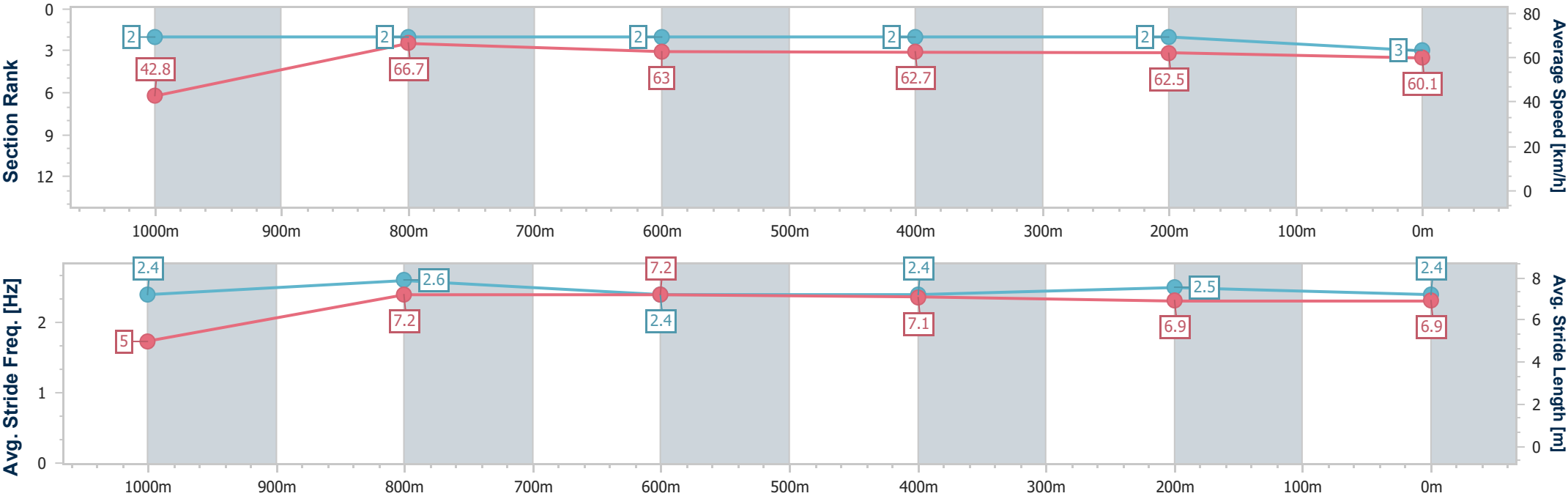
Horse/Jockey Name	Sharpoy
Final Rank	3
Fastest Section Time (Section)	0:08.47 (Overall)
Top Speed [km/h] (Section)	68.8 (1000m)
Race State	Finished



IpswichProfessional  
Race 3: URBAN PRECINCT PLANNING QTIS Two-Year-Old  
Maiden Plate - 1100m  
31 July 2025 - 12:51  
Track Rating: Soft 6, Weather: Fine, Rail Position: +10m Entire



Section	Overall	1000m	800m	600m	400m	200m								
Section Times	1:05.66 [3] (0:08.47)	0:57.19 [2] (0:10.83)	0:46.36 [2] (0:11.35)	0:35.01 [2] (0:11.48)	0:23.53 [2] (0:11.56)	0:11.97 [2] (0:11.97)								
Average Speed [km/h]	42.8	66.7	63.0	62.7	62.5	60.1								
Top Speed [km/h]	65.3	68.8	64.7	63.6	63.6	62.5								
Avg. Dist. to Rail [m]	7.3	1.4	0.6	0.4	1.6	1.9								
Avg. Stride Freq. [Hz]	2.4	2.6	2.4	2.4	2.5	2.4								
Avg. Stride Length [m]	5.0	7.2	7.2	7.1	6.9	6.9								





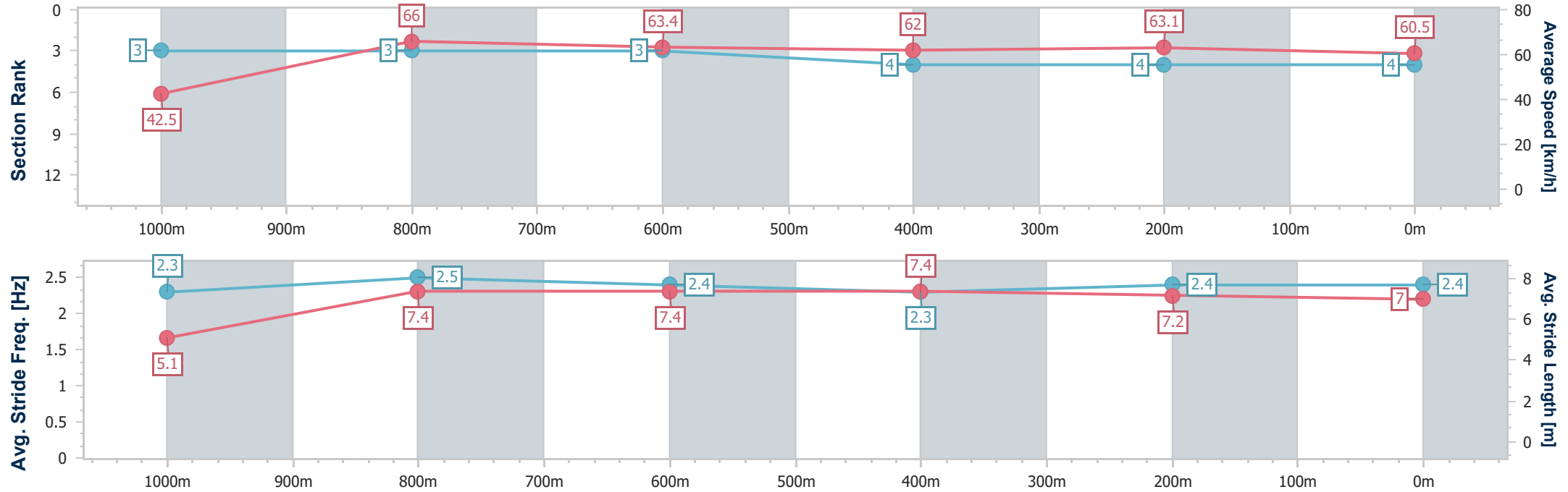
Horse/Jockey Name	Crypto Miss
Final Rank	4
Fastest Section Time (Section)	0:08.48 (Overall)
Top Speed [km/h] (Section)	66.8 (1000m)
Race State	Finished



IpswichProfessional  
Race 3: URBAN PRECINCT PLANNING QTIS Two-Year-Old  
Maiden Plate - 1100m  
31 July 2025 - 12:51  
Track Rating: Soft 6, Weather: Fine, Rail Position: +10m Entire



Section	Overall	1000m	800m	600m	400m	200m								
Section Times	1:05.73 [4] (0:08.48)	0:57.25 [3] (0:10.93)	0:46.32 [3] (0:11.33)	0:34.99 [3] (0:11.66)	0:23.33 [4] (0:11.44)	0:11.89 [4] (0:11.89)								
Average Speed [km/h]	42.5	66.0	63.4	62.0	63.1	60.5								
Top Speed [km/h]	63.7	66.8	66.2	63.1	63.7	63.0								
Avg. Dist. to Rail [m]	8.9	1.1	0.2	0.3	1.0	2.2								
Avg. Stride Freq. [Hz]	2.3	2.5	2.4	2.3	2.4	2.4								
Avg. Stride Length [m]	5.1	7.4	7.4	7.4	7.2	7.0								





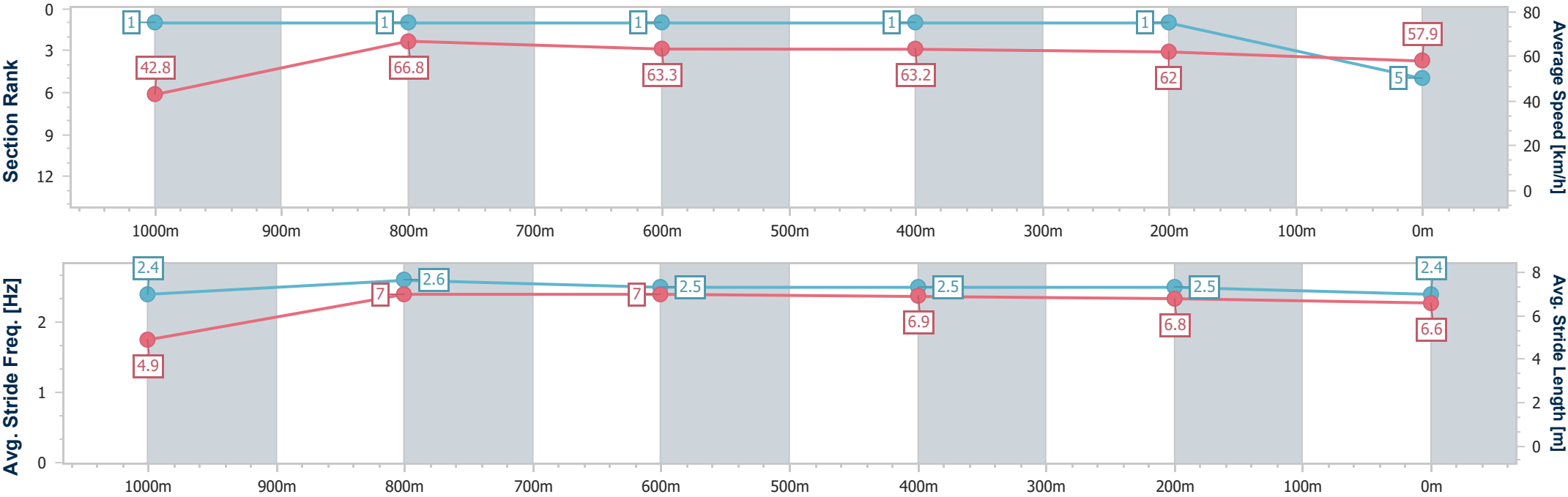
Horse/Jockey Name	Magic Invader
Final Rank	5
Fastest Section Time (Section)	0:08.44 (Overall)
Top Speed [km/h] (Section)	68.2 (1000m)
Race State	Finished



IpswichProfessional  
Race 3: URBAN PRECINCT PLANNING QTIS Two-Year-Old  
Maiden Plate - 1100m  
31 July 2025 - 12:51  
Track Rating: Soft 6, Weather: Fine, Rail Position: +10m Entire



Section	Overall	1000m	800m	600m	400m	200m								
Section Times	1:05.87 [5] (0:08.44)	0:57.43 [1] (0:10.81)	0:46.62 [1] (0:11.31)	0:35.31 [1] (0:11.32)	0:23.99 [1] (0:11.58)	0:12.41 [1] (0:12.41)								
Average Speed [km/h]	42.8	66.8	63.3	63.2	62.0	57.9								
Top Speed [km/h]	65.4	68.2	65.1	63.7	63.2	61.0								
Avg. Dist. to Rail [m]	6.2	1.0	1.1	1.3	1.4	1.5								
Avg. Stride Freq. [Hz]	2.4	2.6	2.5	2.5	2.5	2.4								
Avg. Stride Length [m]	4.9	7.0	7.0	6.9	6.8	6.6								







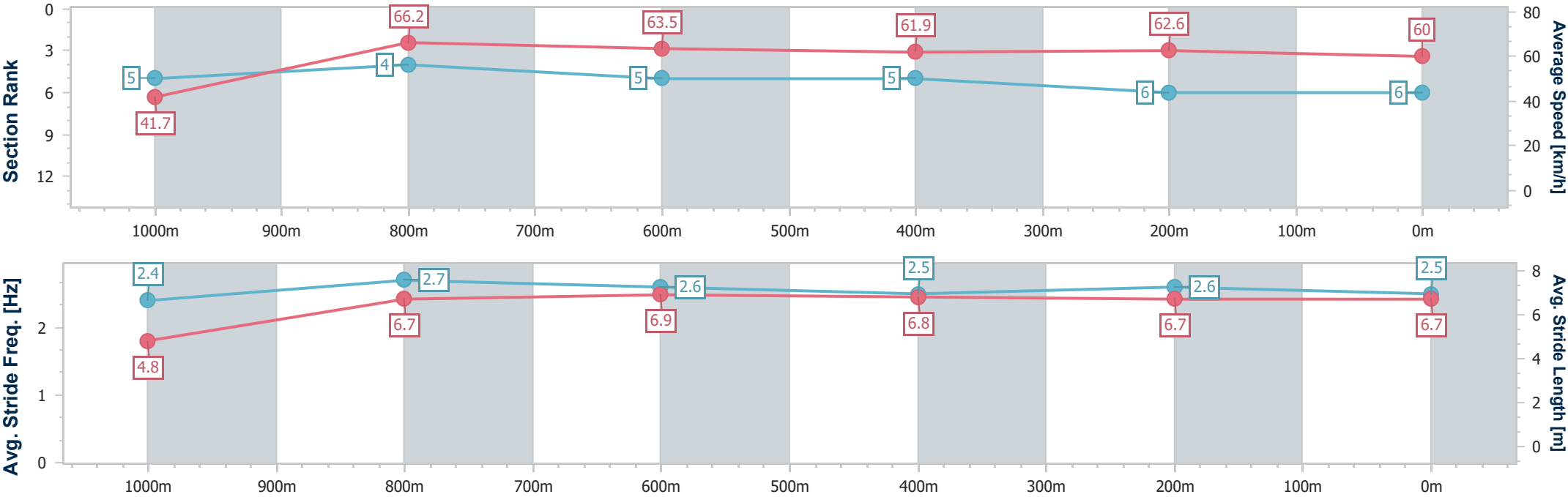
Horse/Jockey Name	Very Demure
Final Rank	6
Fastest Section Time (Section)	0:08.65 (Overall)
Top Speed [km/h] (Section)	67.6 (1000m)
Race State	Finished



IpswichProfessional  
Race 3: URBAN PRECINCT PLANNING QTIS Two-Year-Old  
Maiden Plate - 1100m  
31 July 2025 - 12:51  
Track Rating: Soft 6, Weather: Fine, Rail Position: +10m Entire



Section	Overall	1000m	800m	600m	400m	200m								
Section Times	1:05.93 [6] (0:08.65)	0:57.28 [5] (0:10.87)	0:46.41 [4] (0:11.34)	0:35.07 [5] (0:11.58)	0:23.49 [5] (0:11.48)	0:12.01 [6] (0:12.01)								
Average Speed [km/h]	41.7	66.2	63.5	61.9	62.6	60.0								
Top Speed [km/h]	63.5	67.6	65.0	62.8	63.2	62.3								
Avg. Dist. to Rail [m]	5.2	1.0	0.3	0.4	0.9	0.7								
Avg. Stride Freq. [Hz]	2.4	2.7	2.6	2.5	2.6	2.5								
Avg. Stride Length [m]	4.8	6.7	6.9	6.8	6.7	6.7								





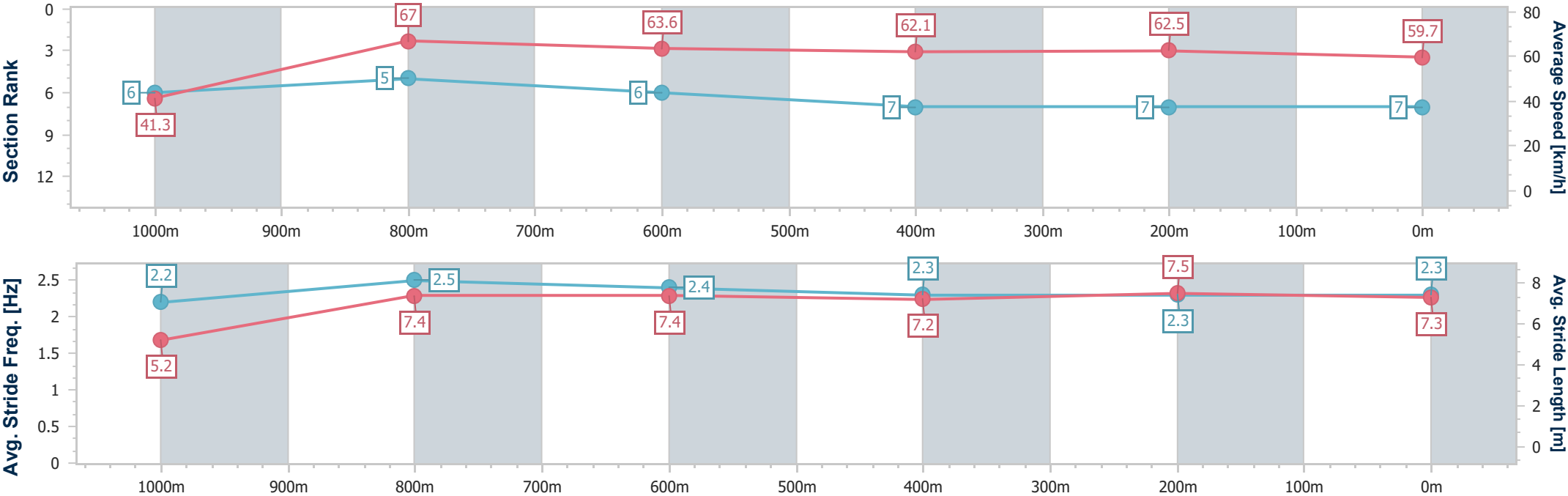
Horse/Jockey Name	Cyber City
Final Rank	7
Fastest Section Time (Section)	0:08.71 (Overall)
Top Speed [km/h] (Section)	67.9 (1000m)
Race State	Finished



IpswichProfessional  
Race 3: URBAN PRECINCT PLANNING QTIS Two-Year-Old  
Maiden Plate - 1100m  
31 July 2025 - 12:51  
Track Rating: Soft 6, Weather: Fine, Rail Position: +10m Entire



Section	Overall	1000m	800m	600m	400m	200m								
Section Times	1:06.11 [7] (0:08.71)	0:57.40 [6] (0:10.84)	0:46.56 [5] (0:11.36)	0:35.20 [6] (0:11.61)	0:23.59 [7] (0:11.56)	0:12.03 [7] (0:12.03)								
Average Speed [km/h]	41.3	67.0	63.6	62.1	62.5	59.7								
Top Speed [km/h]	63.6	67.9	66.1	62.3	63.1	62.7								
Avg. Dist. to Rail [m]	8.7	2.7	1.1	0.5	0.6	2.0								
Avg. Stride Freq. [Hz]	2.2	2.5	2.4	2.3	2.3	2.3								
Avg. Stride Length [m]	5.2	7.4	7.4	7.2	7.5	7.3								





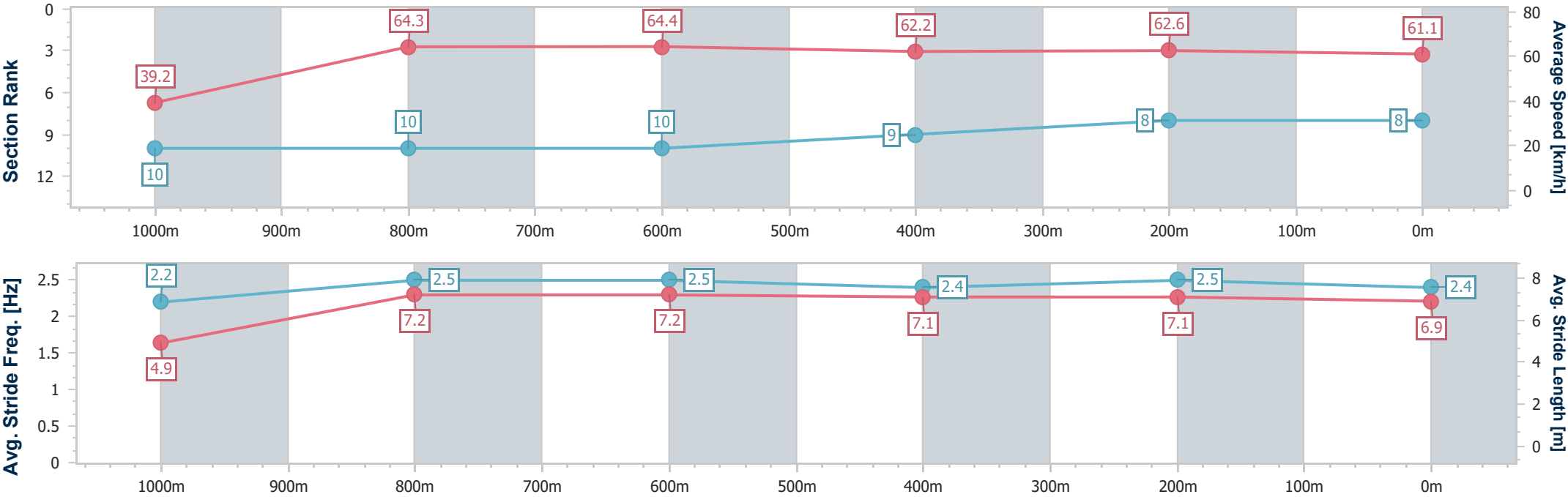
Horse/Jockey Name	Amber Affair
Final Rank	8
Fastest Section Time (Section)	0:09.25 (Overall)
Top Speed [km/h] (Section)	67.6 (1000m)
Race State	Finished



IpswichProfessional  
Race 3: URBAN PRECINCT PLANNING QTIS Two-Year-Old  
Maiden Plate - 1100m  
31 July 2025 - 12:51  
Track Rating: Soft 6, Weather: Fine, Rail Position: +10m Entire



Section	Overall	1000m	800m	600m	400m	200m								
Section Times	1:06.19 [8] (0:09.25)	0:56.94 [10] (0:11.17)	0:45.77 [10] (0:11.09)	0:34.68 [10] (0:11.48)	0:23.20 [9] (0:11.43)	0:11.77 [8] (0:11.77)								
Average Speed [km/h]	39.2	64.3	64.4	62.2	62.6	61.1								
Top Speed [km/h]	61.9	67.6	67.2	64.0	64.0	63.9								
Avg. Dist. to Rail [m]	2.6	0.4	1.3	1.7	2.6	1.6								
Avg. Stride Freq. [Hz]	2.2	2.5	2.5	2.4	2.5	2.4								
Avg. Stride Length [m]	4.9	7.2	7.2	7.1	7.1	6.9								





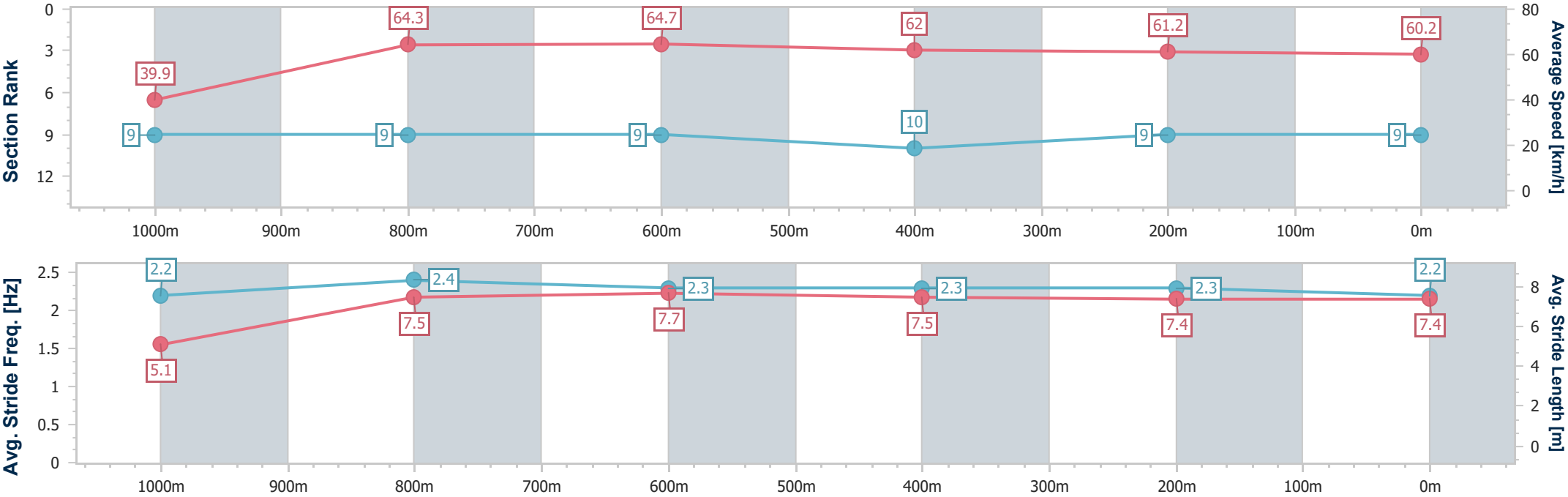
Horse/Jockey Name	Kindred
Final Rank	9
Fastest Section Time (Section)	0:09.06 (Overall)
Top Speed [km/h] (Section)	66.7 (800m)
Race State	Finished



IpswichProfessional  
Race 3: URBAN PRECINCT PLANNING QTIS Two-Year-Old  
Maiden Plate - 1100m  
31 July 2025 - 12:51  
Track Rating: Soft 6, Weather: Fine, Rail Position: +10m Entire



Section	Overall	1000m	800m	600m	400m	200m								
Section Times	1:06.79 [9] (0:09.06)	0:57.73 [9] (0:11.21)	0:46.52 [9] (0:11.13)	0:35.39 [9] (0:11.63)	0:23.76 [10] (0:11.80)	0:11.96 [9] (0:11.96)								
Average Speed [km/h]	39.9	64.3	64.7	62.0	61.2	60.2								
Top Speed [km/h]	62.4	66.1	66.7	63.7	61.9	61.7								
Avg. Dist. to Rail [m]	4.4	0.6	0.2	0.7	1.1	2.4								
Avg. Stride Freq. [Hz]	2.2	2.4	2.3	2.3	2.3	2.2								
Avg. Stride Length [m]	5.1	7.5	7.7	7.5	7.4	7.4								





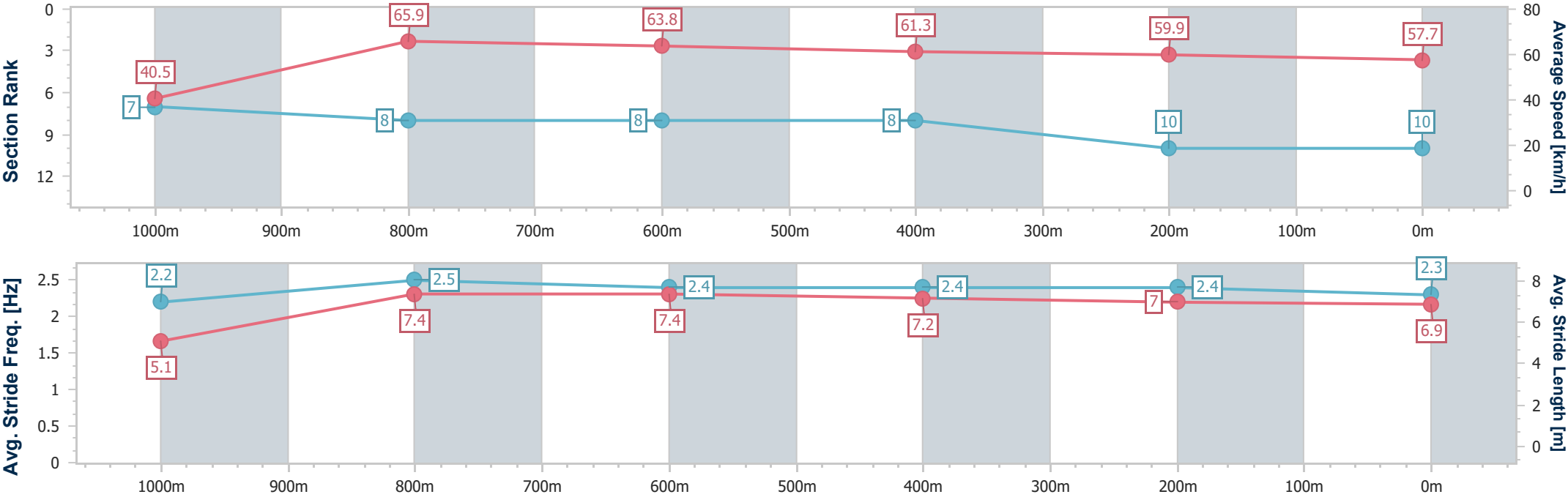
Horse/Jockey Name	Kodomari
Final Rank	10
Fastest Section Time (Section)	0:08.87 (Overall)
Top Speed [km/h] (Section)	66.6 (1000m)
Race State	Finished



IpswichProfessional  
Race 3: URBAN PRECINCT PLANNING QTIS Two-Year-Old  
Maiden Plate - 1100m  
31 July 2025 - 12:51  
Track Rating: Soft 6, Weather: Fine, Rail Position: +10m Entire



Section	Overall	1000m	800m	600m	400m	200m							
Section Times	1:07.33 [10] (0:08.87)	0:58.46 [7] (0:10.98)	0:47.48 [8] (0:11.25)	0:36.23 [8] (0:11.76)	0:24.47 [8] (0:12.01)	0:12.46 [10] (0:12.46)							
Average Speed [km/h]	40.5	65.9	63.8	61.3	59.9	57.7							
Top Speed [km/h]	61.9	66.6	66.0	63.3	60.9	60.4							
Avg. Dist. to Rail [m]	7.5	1.1	0.3	0.2	0.2	0.3							
Avg. Stride Freq. [Hz]	2.2	2.5	2.4	2.4	2.4	2.3							
Avg. Stride Length [m]	5.1	7.4	7.4	7.2	7.0	6.9							





# IpswichProfessional

## Race 4: TAB QTIS Two-Year-Old Maiden Plate - 1100m

31 July 2025 - 13:26



Track Rating: Soft 6, Weather: Fine, Rail Position: +10m Entire

Section						Overall	1000m	800m	600m	400m	200m	Last 600m				
Field Times						1:06.01 (0:08.27)	0:57.74 (0:10.75)	0:46.99 (0:11.18)	0:35.81 (0:11.58)	0:24.23 (0:11.89)	0:12.34 (0:12.34)	0:35.81				
Rank	TAB	Horse/Jockey	Barrier	Top Speed [km/h]	Fastest Section									Margin	Distance Travelled [m]	
1	1	METALCRAFT	4	68.1	0:08.27	1:06.01 [1]	0:57.74 [2]	0:46.99 [1]	0:35.81 [1]	0:24.23 [1]	0:12.34 [1]	1:06.01	0:35.81			
		Cejay Graham		1000m	Overall	(0:08.27)	(0:10.75)	(0:11.18)	(0:11.58)	(0:11.89)	(0:12.34)					
2	7	MISS LEANA	8	68.5	0:08.27	1:06.16 [2]	0:57.89 [1]	0:47.05 [2]	0:35.80 [2]	0:24.32 [2]	0:12.49 [2]	0.88L	0:35.80	+3		
		Angela Jones		1000m	Overall	(0:08.27)	(0:10.84)	(0:11.25)	(0:11.48)	(0:11.83)	(0:12.49)					
3	4	YEAH BUDDY	7	67.8	0:08.63	1:06.26 [3]	0:57.63 [6]	0:46.75 [6]	0:35.59 [6]	0:24.00 [6]	0:12.10 [5]	1.49L	0:35.59	+0		
		Les Tilley		1000m	Overall	(0:08.63)	(0:10.88)	(0:11.16)	(0:11.59)	(0:11.90)	(0:12.10)					
4	14	CASTIGLIONE	2	67.1	0:08.70	1:06.43 [4]	0:57.73 [7]	0:46.82 [7]	0:35.72 [7]	0:24.17 [7]	0:12.17 [7]	2.49L	0:35.72	-1		
		Tahlia Fenlon		1000m	Overall	(0:08.70)	(0:10.91)	(0:11.10)	(0:11.55)	(0:12.00)	(0:12.17)					
5	13	ORCHID VALLEY	3	66.5	0:08.37	1:06.70 [5]	0:58.33 [4]	0:47.33 [5]	0:36.16 [5]	0:24.59 [5]	0:12.77 [3]	4.06L	0:36.16	-2		
		Jake Bayliss		1000m	Overall	(0:08.37)	(0:11.00)	(0:11.17)	(0:11.57)	(0:11.82)	(0:12.77)					
6	11	ANABIA	5	67.5	0:08.31	1:07.12 [6]	0:58.81 [3]	0:47.94 [3]	0:36.70 [4]	0:25.16 [3]	0:13.06 [4]	6.51L	0:36.70	+1		
		Rikki Jamieson		1000m	Overall	(0:08.31)	(0:10.87)	(0:11.24)	(0:11.54)	(0:12.10)	(0:13.06)					
7	10	UNFAITHFUL	1	68.5	0:08.88	1:07.18 [7]	0:58.30 [9]	0:47.56 [8]	0:36.41 [8]	0:24.76 [8]	0:12.63 [8]	6.91L	0:36.41	+4		
		Tiffani Brooker		1000m	Overall	(0:08.88)	(0:10.74)	(0:11.15)	(0:11.65)	(0:12.13)	(0:12.63)					
8	3	WAX ON WAX OFF	6	67.7	0:08.39	1:07.45 [8]	0:59.06 [5]	0:48.17 [4]	0:37.07 [3]	0:25.44 [4]	0:13.21 [6]	8.47L	0:37.07	+5		
		Montana Philpot		1000m	Overall	(0:08.39)	(0:10.89)	(0:11.10)	(0:11.63)	(0:12.23)	(0:13.21)					
9	12	CLEARLY NOT	9	67.4	0:08.83	1:08.06 [9]	0:59.23 [8]	0:48.26 [9]	0:36.91 [9]	0:25.33 [9]	0:12.94 [9]	12.05L	0:36.91	+2		
		Olivia Kendal		1000m	Overall	(0:08.83)	(0:10.97)	(0:11.35)	(0:11.58)	(0:12.39)	(0:12.94)					

Scratched: Ready For Zion (#9), Daiquiri Hill (#5), Our Miracle Girl (#8), Minnie Vegas (#6), Quickzou (#2)



Horse/Jockey Name	Metalcraft
Final Rank	1
Fastest Section Time (Section)	0:08.27 (Overall)
Top Speed [km/h] (Section)	68.1 (1000m)
Race State	Finished

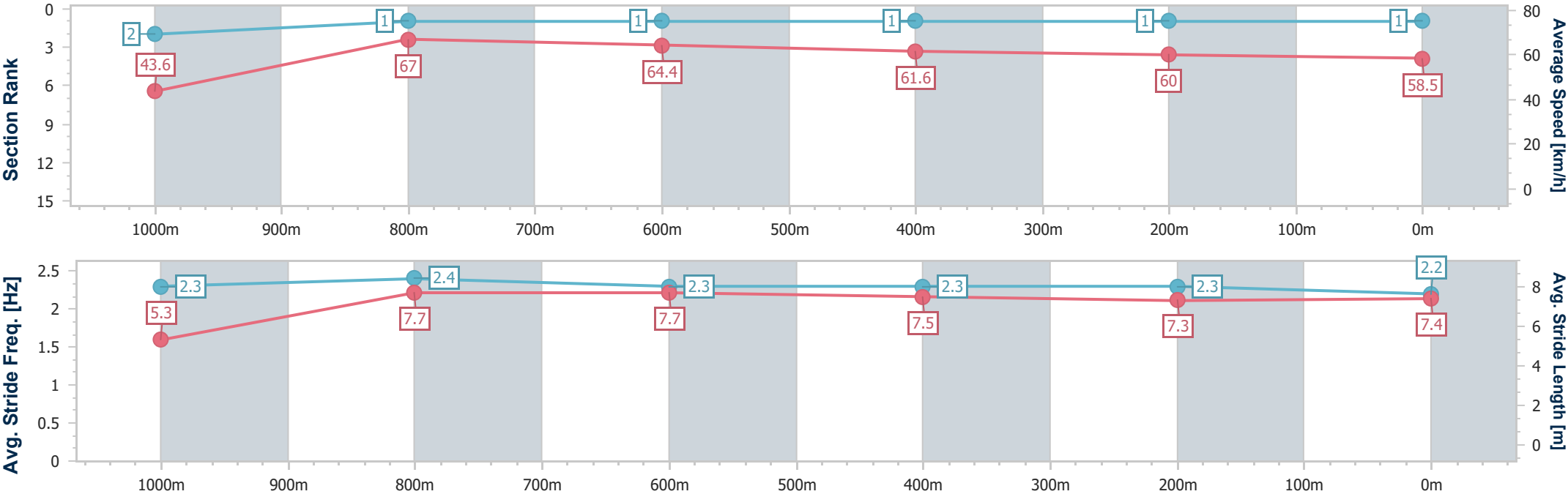


IpswichProfessional  
Race 4: TAB QTIS Two-Year-Old Maiden Plate - 1100m  
31 July 2025 - 13:26



Track Rating: Soft 6, Weather: Fine, Rail Position: +10m Entire

Section	Overall	1000m	800m	600m	400m	200m								
Section Times	1:06.01 [1] (0:08.27)	0:57.74 [2] (0:10.75)	0:46.99 [1] (0:11.18)	0:35.81 [1] (0:11.58)	0:24.23 [1] (0:11.89)	0:12.34 [1] (0:12.34)								
Average Speed [km/h]	43.6	67.0	64.4	61.6	60.0	58.5								
Top Speed [km/h]	64.0	68.1	66.3	62.3	60.5	59.8								
Avg. Dist. to Rail [m]	3.3	0.2	0.4	1.7	2.6	1.7								
Avg. Stride Freq. [Hz]	2.3	2.4	2.3	2.3	2.3	2.2								
Avg. Stride Length [m]	5.3	7.7	7.7	7.5	7.3	7.4								





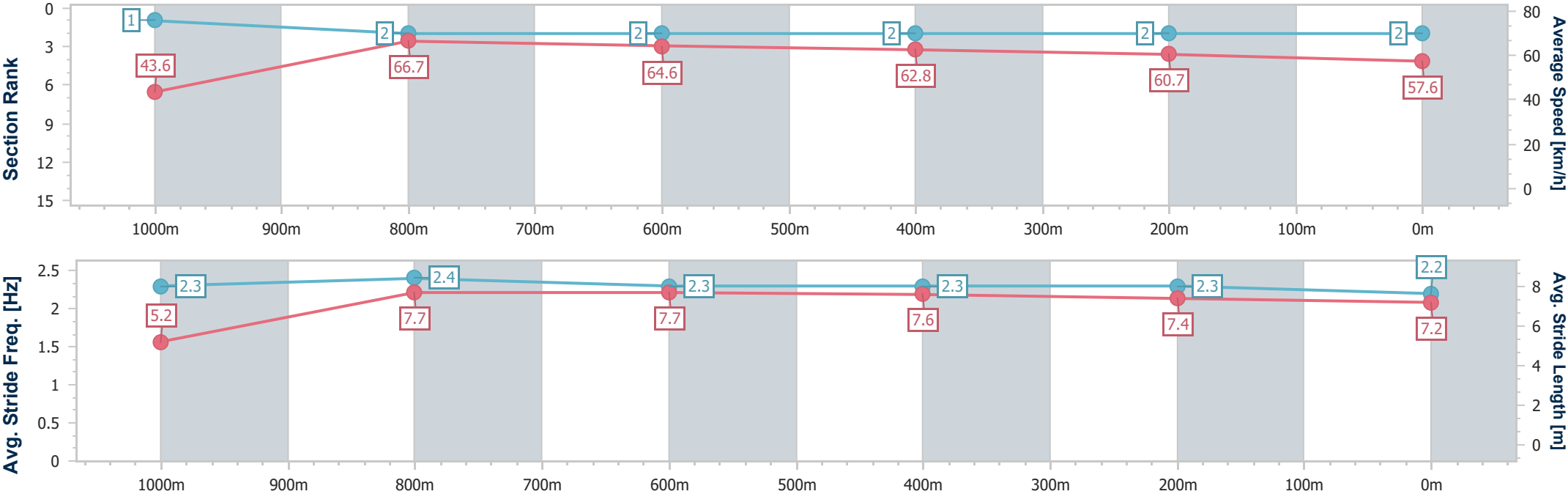
Horse/Jockey Name	Miss Leana
Final Rank	2
Fastest Section Time (Section)	0:08.27 (Overall)
Top Speed [km/h] (Section)	68.5 (1000m)
Race State	Finished



IpswichProfessional  
Race 4: TAB QTIS Two-Year-Old Maiden Plate - 1100m  
31 July 2025 - 13:26  
Track Rating: Soft 6, Weather: Fine, Rail Position: +10m Entire



Section	Overall	1000m	800m	600m	400m	200m								
Section Times	1:06.16 [2] (0:08.27)	0:57.89 [1] (0:10.84)	0:47.05 [2] (0:11.25)	0:35.80 [2] (0:11.48)	0:24.32 [2] (0:11.83)	0:12.49 [2] (0:12.49)								
Average Speed [km/h]	43.6	66.7	64.6	62.8	60.7	57.6								
Top Speed [km/h]	65.2	68.5	67.4	64.3	61.4	60.3								
Avg. Dist. to Rail [m]	7.3	2.8	1.8	0.5	0.8	0.5								
Avg. Stride Freq. [Hz]	2.3	2.4	2.3	2.3	2.3	2.2								
Avg. Stride Length [m]	5.2	7.7	7.7	7.6	7.4	7.2								







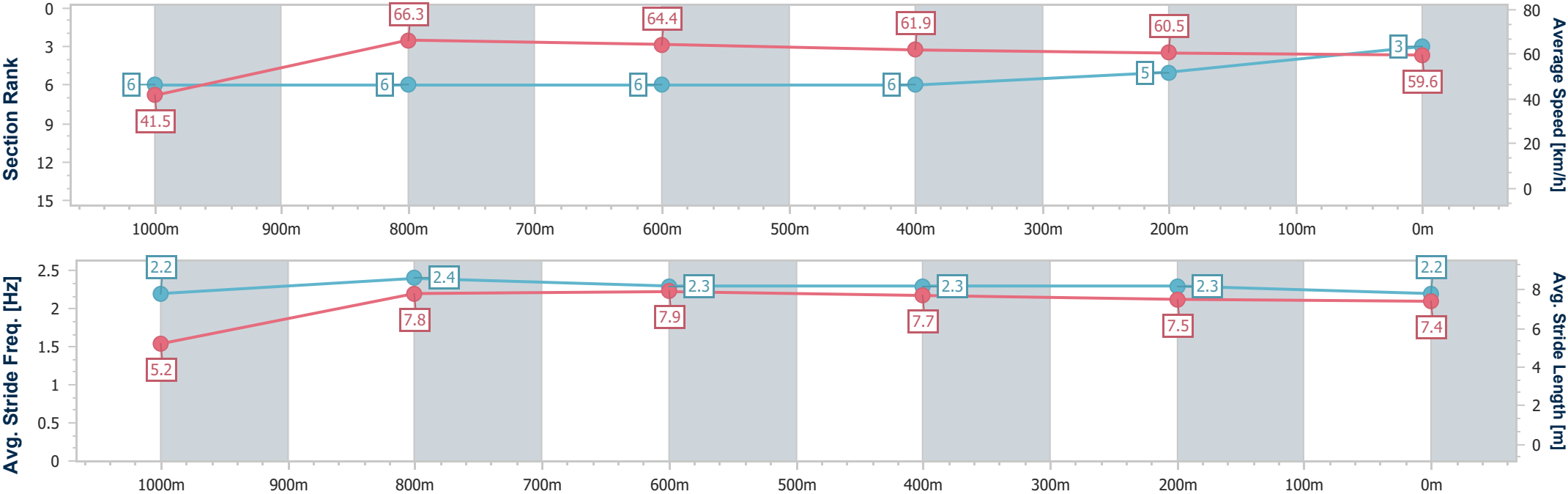
Horse/Jockey Name	Yeah Buddy
Final Rank	3
Fastest Section Time (Section)	0:08.63 (Overall)
Top Speed [km/h] (Section)	67.8 (1000m)
Race State	Finished



IpswichProfessional  
Race 4: TAB QTIS Two-Year-Old Maiden Plate - 1100m  
31 July 2025 - 13:26  
Track Rating: Soft 6, Weather: Fine, Rail Position: +10m Entire



Section	Overall	1000m	800m	600m	400m	200m							
Section Times	1:06.26 [3] (0:08.63)	0:57.63 [6] (0:10.88)	0:46.75 [6] (0:11.16)	0:35.59 [6] (0:11.59)	0:24.00 [6] (0:11.90)	0:12.10 [5] (0:12.10)							
Average Speed [km/h]	41.5	66.3	64.4	61.9	60.5	59.6							
Top Speed [km/h]	62.9	67.8	66.1	62.7	62.1	61.0							
Avg. Dist. to Rail [m]	6.3	0.5	1.0	0.9	1.9	3.6							
Avg. Stride Freq. [Hz]	2.2	2.4	2.3	2.3	2.3	2.2							
Avg. Stride Length [m]	5.2	7.8	7.9	7.7	7.5	7.4							





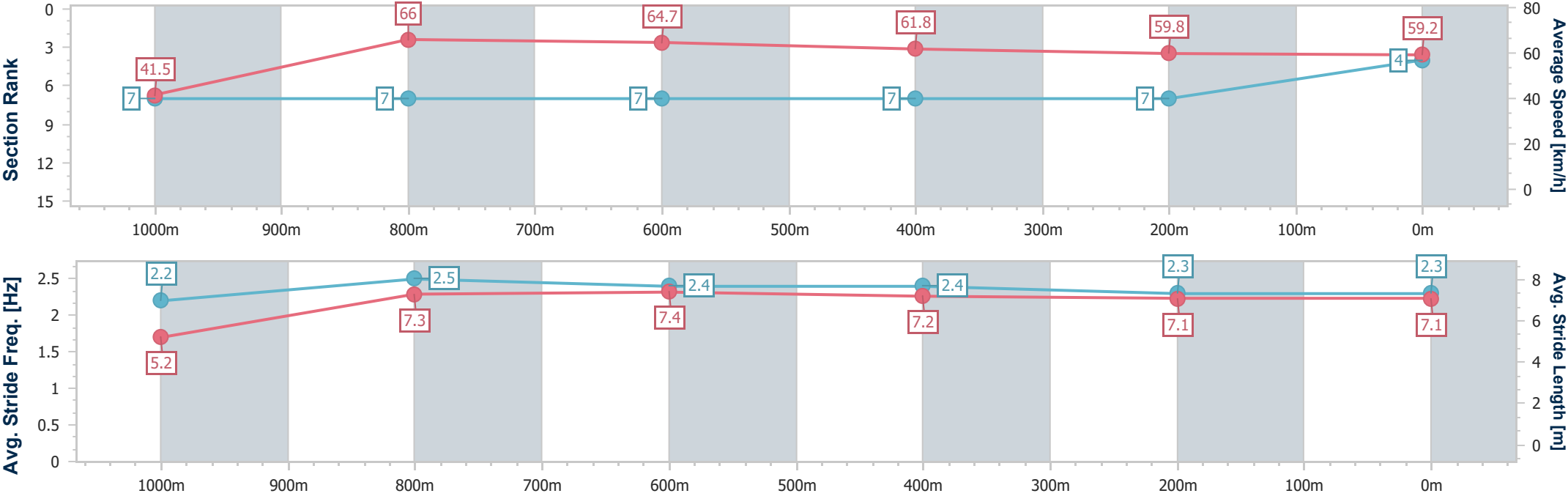
Horse/Jockey Name	Castiglione
Final Rank	4
Fastest Section Time (Section)	0:08.70 (Overall)
Top Speed [km/h] (Section)	67.1 (1000m)
Race State	Finished



IpswichProfessional  
Race 4: TAB QTIS Two-Year-Old Maiden Plate - 1100m  
31 July 2025 - 13:26  
Track Rating: Soft 6, Weather: Fine, Rail Position: +10m Entire



Section	Overall	1000m	800m	600m	400m	200m							
Section Times	1:06.43 [4] (0:08.70)	0:57.73 [7] (0:10.91)	0:46.82 [7] (0:11.10)	0:35.72 [7] (0:11.55)	0:24.17 [7] (0:12.00)	0:12.17 [7] (0:12.17)							
Average Speed [km/h]	41.5	66.0	64.7	61.8	59.8	59.2							
Top Speed [km/h]	64.4	67.1	66.3	63.5	61.8	61.0							
Avg. Dist. to Rail [m]	2.4	0.4	1.2	1.4	0.8	1.4							
Avg. Stride Freq. [Hz]	2.2	2.5	2.4	2.4	2.3	2.3							
Avg. Stride Length [m]	5.2	7.3	7.4	7.2	7.1	7.1							





Horse/Jockey Name	Orchid Valley
Final Rank	5
Fastest Section Time (Section)	0:08.37 (Overall)
Top Speed [km/h] (Section)	66.5 (1000m)
Race State	Finished



IpswichProfessional

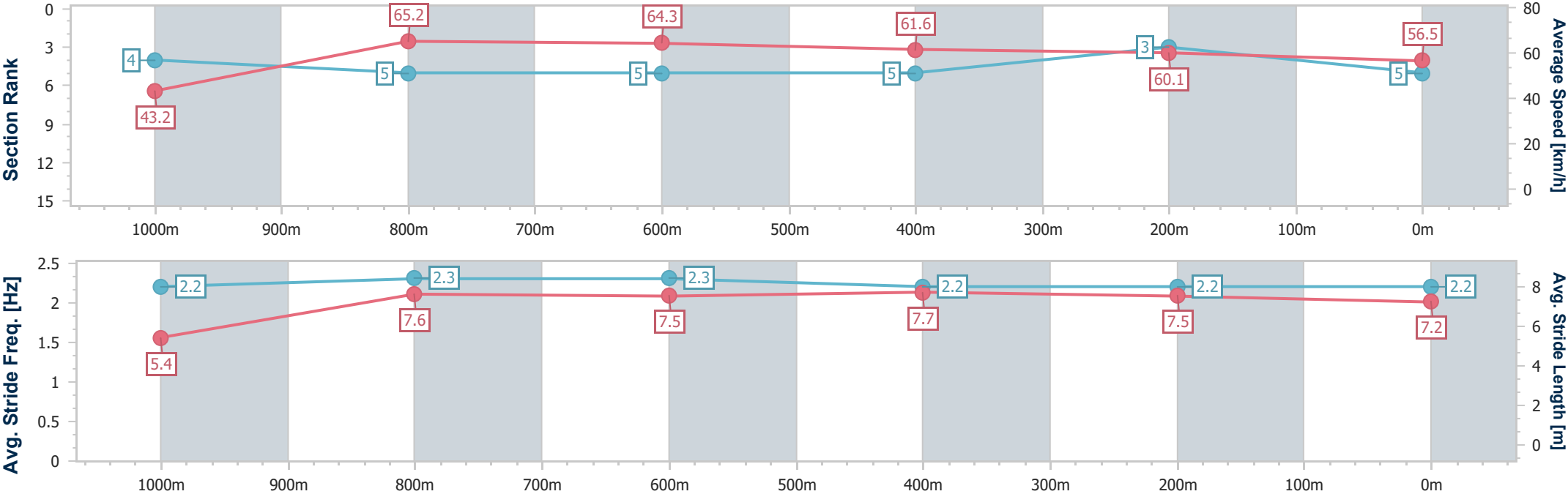
Race 4: TAB QTIS Two-Year-Old Maiden Plate - 1100m

31 July 2025 - 13:26

Track Rating: Soft 6, Weather: Fine, Rail Position: +10m Entire



Section	Overall	1000m	800m	600m	400m	200m							
Section Times	1:06.70 [5] (0:08.37)	0:58.33 [4] (0:11.00)	0:47.33 [5] (0:11.17)	0:36.16 [5] (0:11.57)	0:24.59 [5] (0:11.82)	0:12.77 [3] (0:12.77)							
Average Speed [km/h]	43.2	65.2	64.3	61.6	60.1	56.5							
Top Speed [km/h]	64.8	66.5	65.6	62.5	61.8	59.0							
Avg. Dist. to Rail [m]	2.2	0.6	1.0	1.9	2.6	1.3							
Avg. Stride Freq. [Hz]	2.2	2.3	2.3	2.2	2.2	2.2							
Avg. Stride Length [m]	5.4	7.6	7.5	7.7	7.5	7.2							





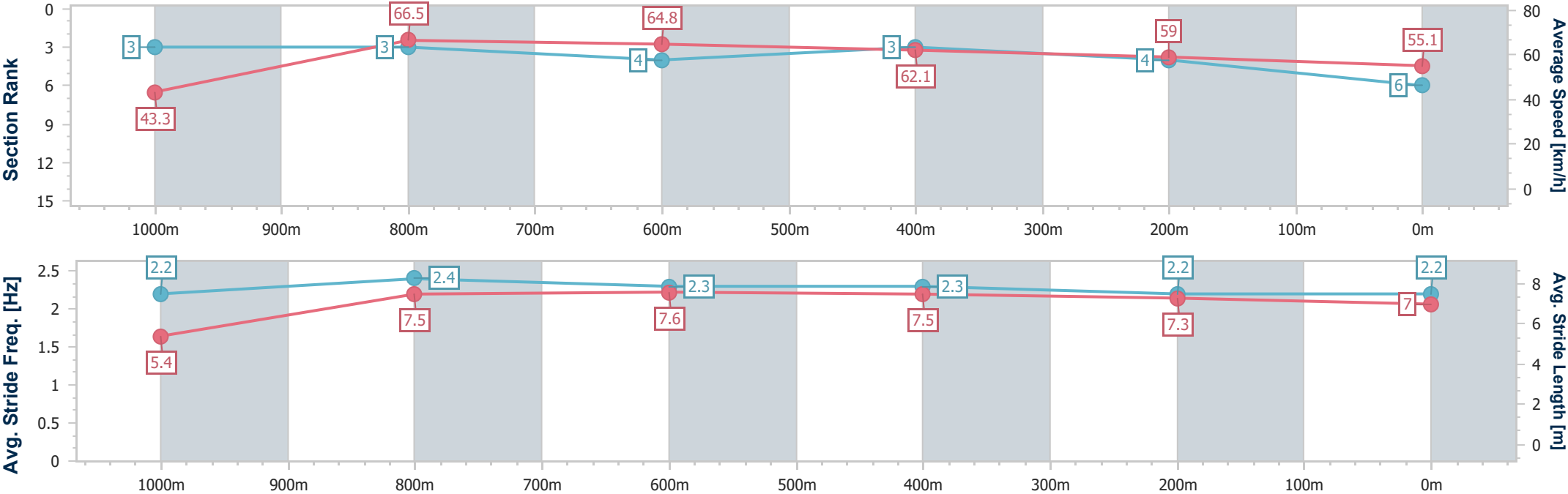
Horse/Jockey Name	Anabia
Final Rank	6
Fastest Section Time (Section)	0:08.31 (Overall)
Top Speed [km/h] (Section)	67.5 (1000m)
Race State	Finished



IpswichProfessional  
Race 4: TAB QTIS Two-Year-Old Maiden Plate - 1100m  
31 July 2025 - 13:26  
Track Rating: Soft 6, Weather: Fine, Rail Position: +10m Entire



Section	Overall	1000m	800m	600m	400m	200m							
Section Times	1:07.12 [6] (0:08.31)	0:58.81 [3] (0:10.87)	0:47.94 [3] (0:11.24)	0:36.70 [4] (0:11.54)	0:25.16 [3] (0:12.10)	0:13.06 [4] (0:13.06)							
Average Speed [km/h]	43.3	66.5	64.8	62.1	59.0	55.1							
Top Speed [km/h]	66.2	67.5	66.3	62.4	61.3	57.5							
Avg. Dist. to Rail [m]	4.6	2.1	1.9	1.0	1.9	0.5							
Avg. Stride Freq. [Hz]	2.2	2.4	2.3	2.3	2.2	2.2							
Avg. Stride Length [m]	5.4	7.5	7.6	7.5	7.3	7.0							





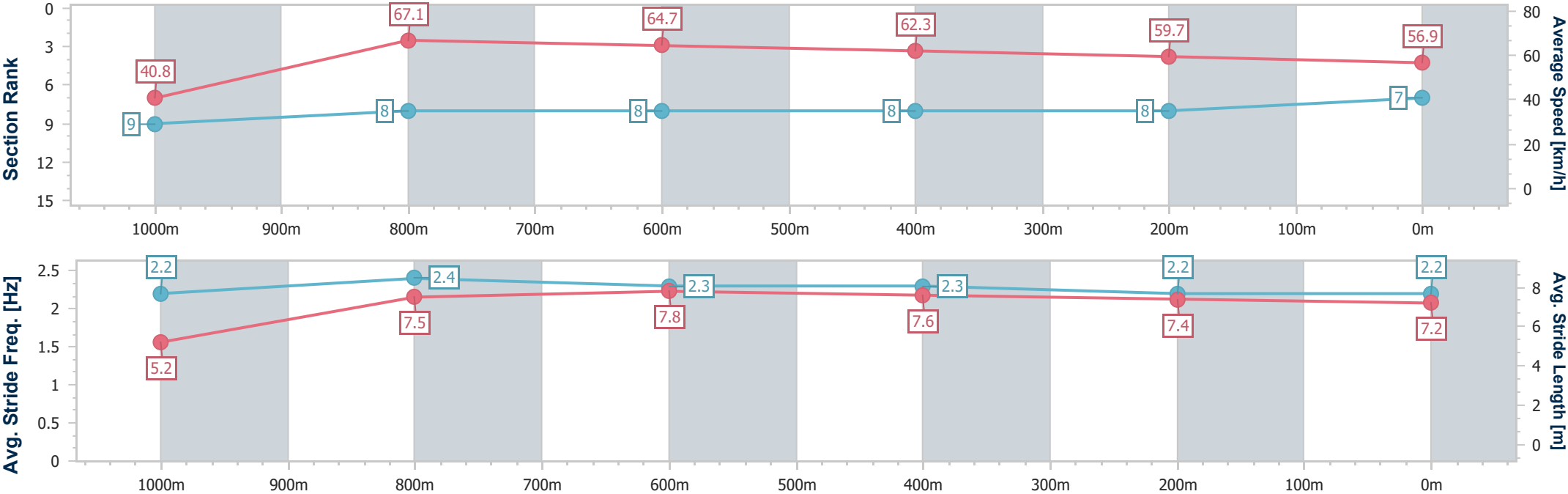
Horse/Jockey Name	Unfaithful
Final Rank	7
Fastest Section Time (Section)	0:08.88 (Overall)
Top Speed [km/h] (Section)	68.5 (1000m)
Race State	Finished



IpswichProfessional  
Race 4: TAB QTIS Two-Year-Old Maiden Plate - 1100m  
31 July 2025 - 13:26  
Track Rating: Soft 6, Weather: Fine, Rail Position: +10m Entire



Section	Overall	1000m	800m	600m	400m	200m							
Section Times	1:07.18 [7] (0:08.88)	0:58.30 [9] (0:10.74)	0:47.56 [8] (0:11.15)	0:36.41 [8] (0:11.65)	0:24.76 [8] (0:12.13)	0:12.63 [8] (0:12.63)							
Average Speed [km/h]	40.8	67.1	64.7	62.3	59.7	56.9							
Top Speed [km/h]	64.3	68.5	67.2	64.0	61.4	58.7							
Avg. Dist. to Rail [m]	1.4	0.4	0.8	1.3	2.2	4.9							
Avg. Stride Freq. [Hz]	2.2	2.4	2.3	2.3	2.2	2.2							
Avg. Stride Length [m]	5.2	7.5	7.8	7.6	7.4	7.2							





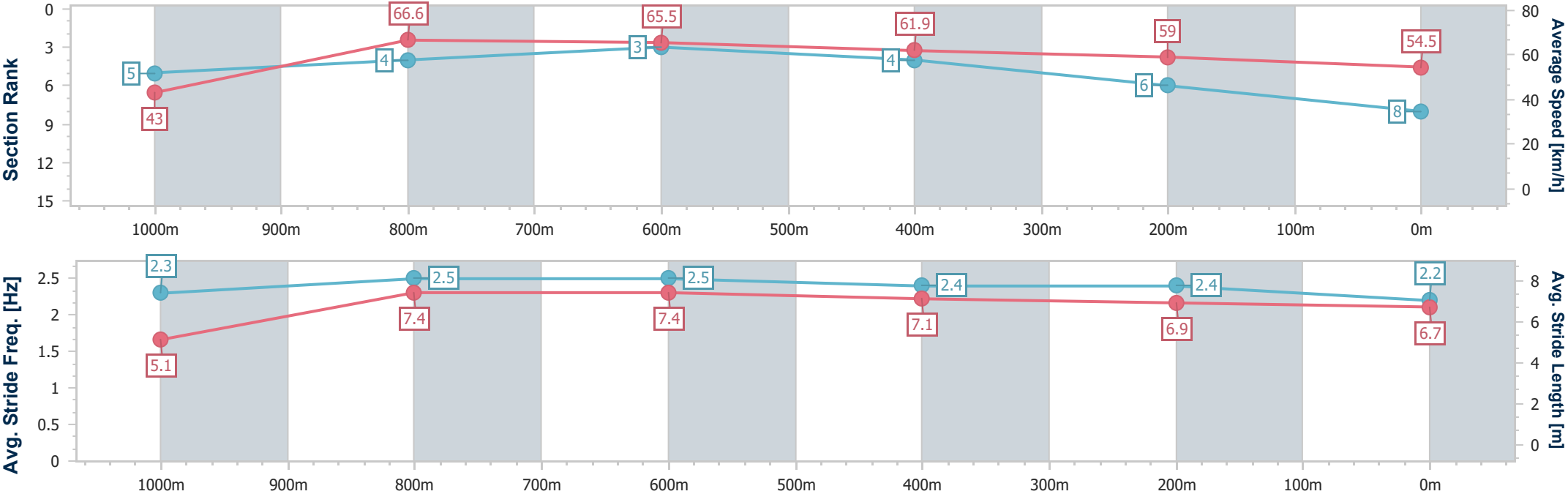
Horse/Jockey Name	Wax On Wax Off
Final Rank	8
Fastest Section Time (Section)	0:08.39 (Overall)
Top Speed [km/h] (Section)	67.7 (1000m)
Race State	Finished



IpswichProfessional  
Race 4: TAB QTIS Two-Year-Old Maiden Plate - 1100m  
31 July 2025 - 13:26  
Track Rating: Soft 6, Weather: Fine, Rail Position: +10m Entire



Section	Overall	1000m	800m	600m	400m	200m							
Section Times	1:07.45 [8] (0:08.39)	0:59.06 [5] (0:10.89)	0:48.17 [4] (0:11.10)	0:37.07 [3] (0:11.63)	0:25.44 [4] (0:12.23)	0:13.21 [6] (0:13.21)							
Average Speed [km/h]	43.0	66.6	65.5	61.9	59.0	54.5							
Top Speed [km/h]	65.0	67.7	67.5	63.6	61.5	57.3							
Avg. Dist. to Rail [m]	7.4	3.7	1.9	0.7	1.0	2.5							
Avg. Stride Freq. [Hz]	2.3	2.5	2.5	2.4	2.4	2.2							
Avg. Stride Length [m]	5.1	7.4	7.4	7.1	6.9	6.7							





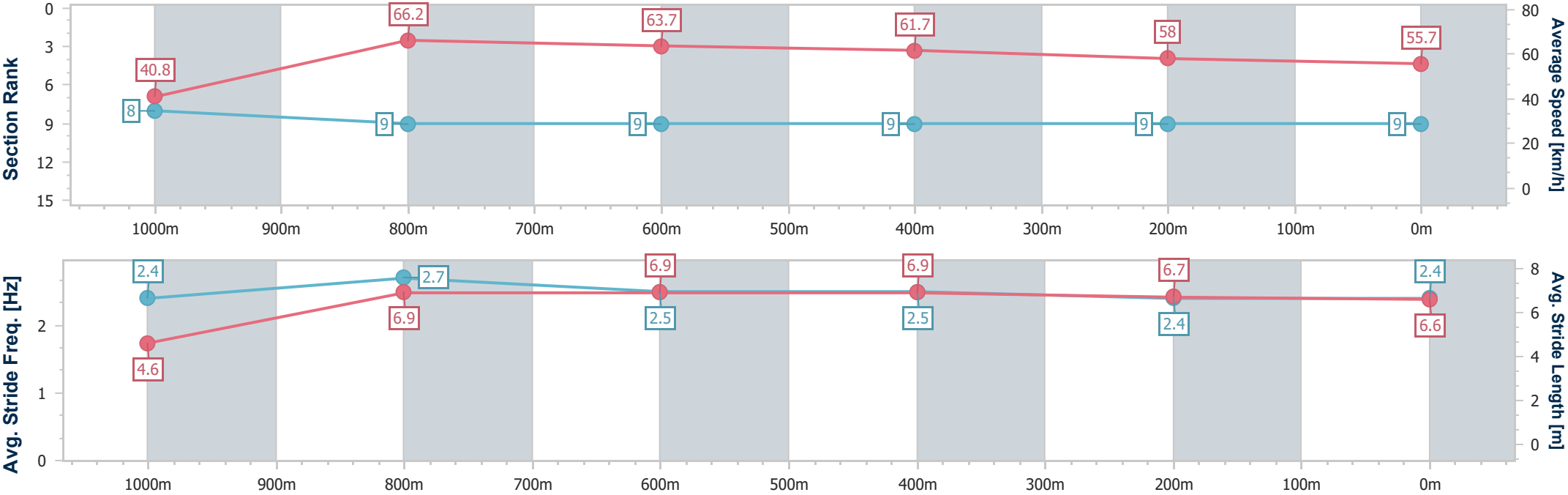
Horse/Jockey Name	Clearly Not
Final Rank	9
Fastest Section Time (Section)	0:08.83 (Overall)
Top Speed [km/h] (Section)	67.4 (1000m)
Race State	Finished



IpswichProfessional  
Race 4: TAB QTIS Two-Year-Old Maiden Plate - 1100m  
31 July 2025 - 13:26  
Track Rating: Soft 6, Weather: Fine, Rail Position: +10m Entire



Section	Overall	1000m	800m	600m	400m	200m							
Section Times	1:08.06 [9] (0:08.83)	0:59.23 [8] (0:10.97)	0:48.26 [9] (0:11.35)	0:36.91 [9] (0:11.58)	0:25.33 [9] (0:12.39)	0:12.94 [9] (0:12.94)							
Average Speed [km/h]	40.8	66.2	63.7	61.7	58.0	55.7							
Top Speed [km/h]	62.4	67.4	65.0	64.3	60.3	57.8							
Avg. Dist. to Rail [m]	8.5	2.4	1.0	1.2	0.7	0.4							
Avg. Stride Freq. [Hz]	2.4	2.7	2.5	2.5	2.4	2.4							
Avg. Stride Length [m]	4.6	6.9	6.9	6.9	6.7	6.6							





IpswichProfessional  
Race 5: THE SHED COMPANY IPSWICH QTIS Three-Year-Old Maiden  
Handicap - 1100m  
31 July 2025 - 14:05



Track Rating: Soft 6, Weather: Fine, Rail Position: +10m Entire

Section					Overall	1000m	800m	600m	400m	200m	Last 600m			
Field Times					1:06.04 (0:08.38)	0:57.66 (0:10.76)	0:46.90 (0:11.08)	0:35.82 (0:11.82)	0:24.00 (0:11.93)	0:12.07 (0:12.07)	0:35.82			
Rank	TAB	Horse/Jockey	Barrier	Top Speed [km/h]	Fastest Section							Margin	Distance Travelled [m]	
1	5	MOTORBIKE	8	68.4	0:08.38	1:06.04 [1]	0:57.66 [1]	0:46.90 [1]	0:35.82 [1]	0:24.00 [1]	0:12.03 [2]	1:06.04	0:35.82	
		Jag Guthmann-Chester		1000m	Overall	(0:08.38)	(0:10.76)	(0:11.08)	(0:11.82)	(0:11.97)	(0:12.03)			
2	4	CIPHERTEXT	2	67.5	0:08.48	1:06.07 [2]	0:57.59 [4]	0:46.76 [3]	0:35.61 [2]	0:23.95 [2]	0:12.10 [1]	0.15L	0:35.61	-1
		Micheal Hellyer		1000m	Overall	(0:08.48)	(0:10.83)	(0:11.15)	(0:11.66)	(0:11.85)	(0:12.10)			
3	15	CHAMPAGNE TOWER	5	66.2	0:08.70	1:06.51 [3]	0:57.81 [8]	0:46.65 [7]	0:35.41 [8]	0:23.72 [8]	0:11.98 [4]	2.75L	0:35.41	+0
		Cejay Graham		1000m	Overall	(0:08.70)	(0:11.16)	(0:11.24)	(0:11.69)	(0:11.74)	(0:11.98)			
4	16	LUCKY MAN	1	66.7	0:08.55	1:06.69 [4]	0:58.14 [6]	0:47.19 [5]	0:36.02 [5]	0:24.27 [4]	0:12.34 [3]	3.81L	0:36.02	-1
		Jake Bayliss		1000m	Overall	(0:08.55)	(0:10.95)	(0:11.17)	(0:11.75)	(0:11.93)	(0:12.34)			
5	8	CORONATION DAY	4	65.5	0:08.66	1:06.84 [5]	0:58.18 [7]	0:46.88 [8]	0:35.88 [7]	0:24.09 [7]	0:12.21 [5]	4.68L	0:35.88	+1
		Chloe Lowe		800m	Overall	(0:08.66)	(0:11.30)	(0:11.00)	(0:11.79)	(0:11.88)	(0:12.21)			
6	9	JELAILA	6	67.7	0:08.42	1:07.53 [6]	0:59.11 [2]	0:48.21 [4]	0:37.00 [3]	0:25.12 [3]	0:12.74 [6]	8.75L	0:37.00	+4
		Anthony Allen		1000m	Overall	(0:08.42)	(0:10.90)	(0:11.21)	(0:11.88)	(0:12.38)	(0:12.74)			
7	13	DAY TO REMEMBER	3	66.6	0:08.54	1:07.70 [7]	0:59.16 [5]	0:48.11 [6]	0:36.83 [6]	0:25.06 [5]	0:12.87 [7]	9.73L	0:36.83	+4
		Montanna Savva		1000m	Overall	(0:08.54)	(0:11.05)	(0:11.28)	(0:11.77)	(0:12.19)	(0:12.87)			
8	11	CRAVINGS	7	67.7	0:08.44	1:09.74 [8]	1:01.30 [3]	0:50.45 [2]	0:39.19 [4]	0:27.05 [6]	0:13.74 [8]	21.72L	0:39.19	+9
		Ty Wheeler		1000m	Overall	(0:08.44)	(0:10.85)	(0:11.26)	(0:12.14)	(0:13.31)	(0:13.74)			

Scratched: Moscow City (#14), Shedenza (#7), Miss Rapide (#10), Southampton Flare (#6), Zouchase (#12), Brazen Act (#1), Love To Be Proud (#2), Power Of Success (#3)





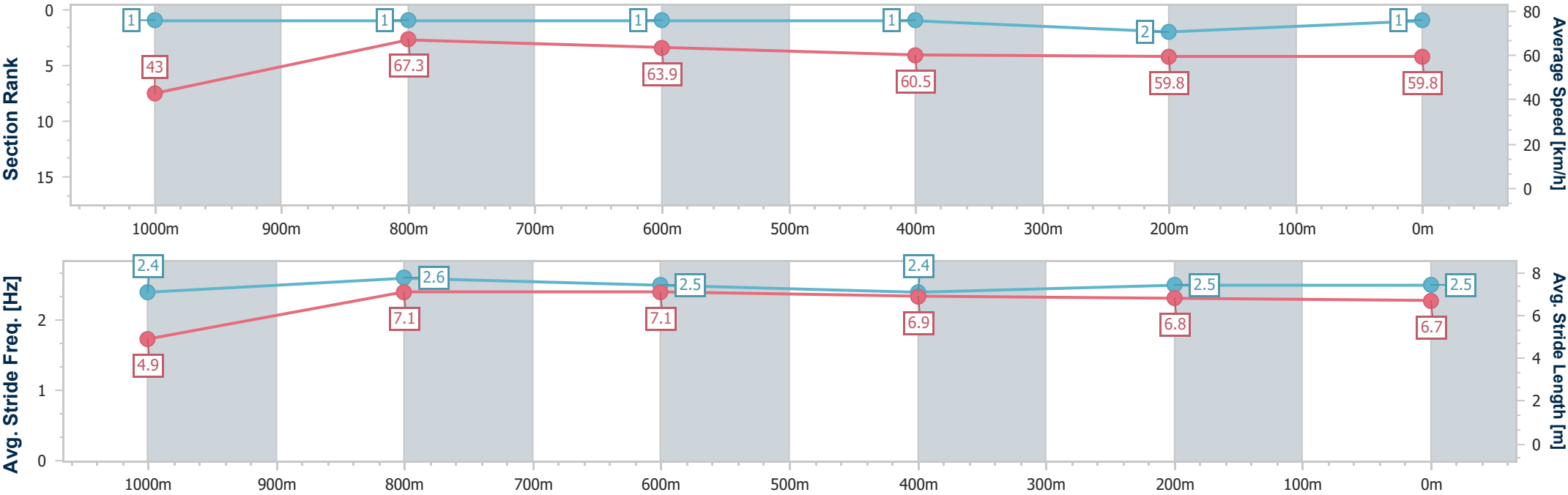
Horse/Jockey Name	Motorbike
Final Rank	1
Fastest Section Time (Section)	0:08.38 (Overall)
Top Speed [km/h] (Section)	68.4 (1000m)
Race State	Finished



IpswichProfessional  
Race 5: THE SHED COMPANY IPSWICH QTIS Three-Year-Old  
Maiden Handicap - 1100m  
31 July 2025 - 14:05  
Track Rating: Soft 6, Weather: Fine, Rail Position: +10m Entire



Section	Overall	1000m	800m	600m	400m	200m								
Section Times	1:06.04 [1] (0:08.38)	0:57.66 [1] (0:10.76)	0:46.90 [1] (0:11.08)	0:35.82 [1] (0:11.82)	0:24.00 [1] (0:11.97)	0:12.03 [2] (0:12.03)								
Average Speed [km/h]	43.0	67.3	63.9	60.5	59.8	59.8								
Top Speed [km/h]	65.8	68.4	65.5	62.9	61.6	61.3								
Avg. Dist. to Rail [m]	8.7	2.5	3.4	2.4	1.5	1.6								
Avg. Stride Freq. [Hz]	2.4	2.6	2.5	2.4	2.5	2.5								
Avg. Stride Length [m]	4.9	7.1	7.1	6.9	6.8	6.7								





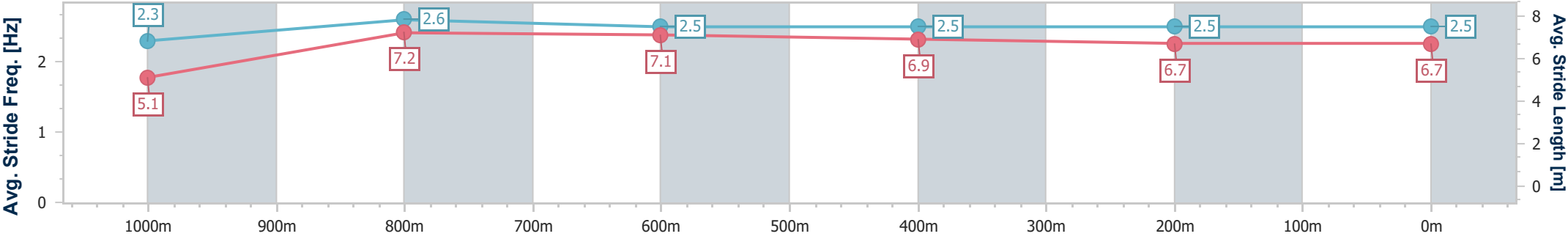
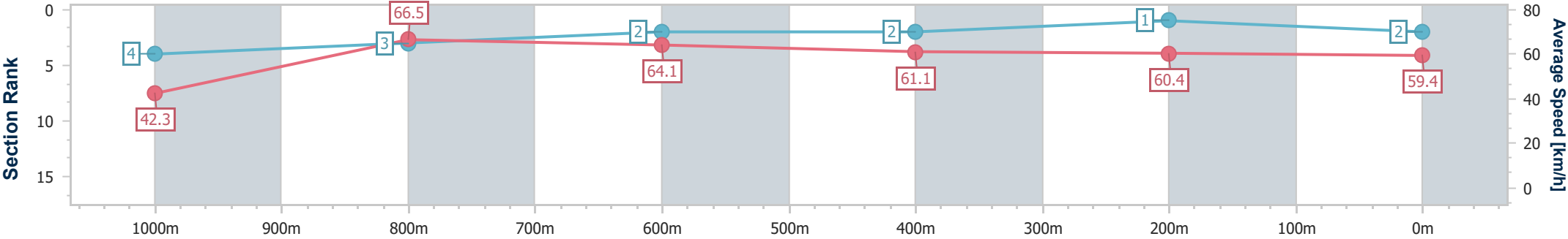
Horse/Jockey Name	Ciphertext
Final Rank	2
Fastest Section Time (Section)	0:08.48 (Overall)
Top Speed [km/h] (Section)	67.5 (1000m)
Race State	Finished



IpswichProfessional  
Race 5: THE SHED COMPANY IPSWICH QTIS Three-Year-Old  
Maiden Handicap - 1100m  
31 July 2025 - 14:05  
Track Rating: Soft 6, Weather: Fine, Rail Position: +10m Entire



Section	Overall	1000m	800m	600m	400m	200m							
Section Times	1:06.07 [2] (0:08.48)	0:57.59 [4] (0:10.83)	0:46.76 [3] (0:11.15)	0:35.61 [2] (0:11.66)	0:23.95 [2] (0:11.85)	0:12.10 [1] (0:12.10)							
Average Speed [km/h]	42.3	66.5	64.1	61.1	60.4	59.4							
Top Speed [km/h]	65.7	67.5	65.0	63.2	61.0	61.0							
Avg. Dist. to Rail [m]	2.6	0.7	2.3	2.5	1.0	1.0							
Avg. Stride Freq. [Hz]	2.3	2.6	2.5	2.5	2.5	2.5							
Avg. Stride Length [m]	5.1	7.2	7.1	6.9	6.7	6.7							





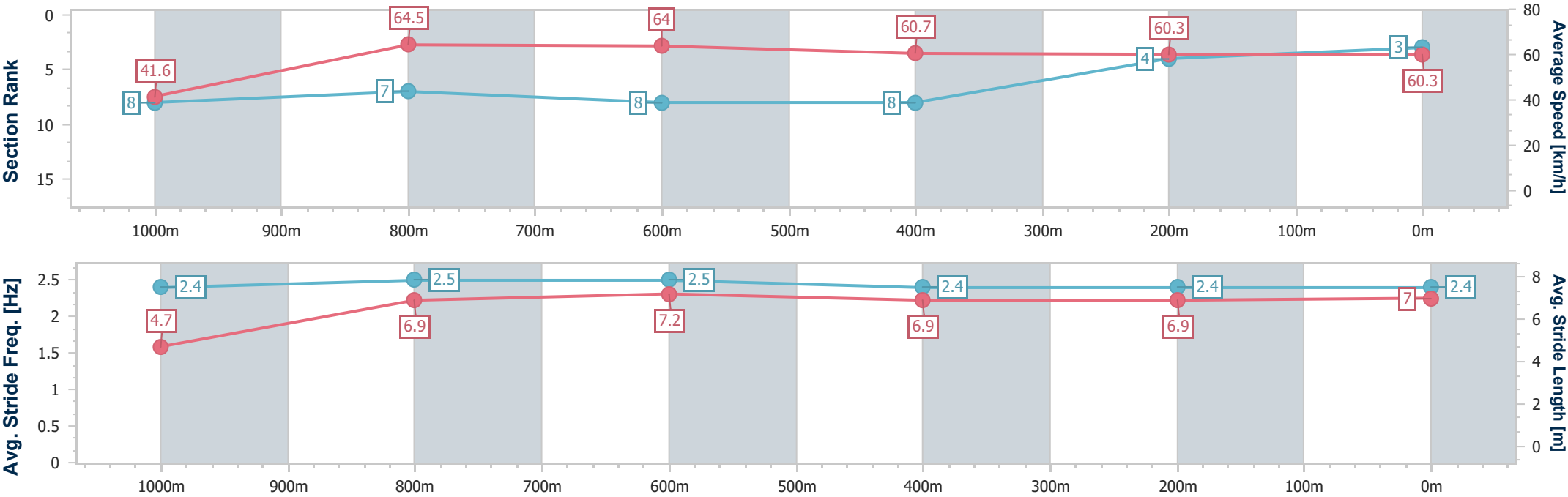
Horse/Jockey Name	Champagne Tower
Final Rank	3
Fastest Section Time (Section)	0:08.70 (Overall)
Top Speed [km/h] (Section)	66.2 (1000m)
Race State	Finished



IpswichProfessional  
Race 5: THE SHED COMPANY IPSWICH QTIS Three-Year-Old  
Maiden Handicap - 1100m  
31 July 2025 - 14:05  
Track Rating: Soft 6, Weather: Fine, Rail Position: +10m Entire



Section	Overall	1000m	800m	600m	400m	200m							
Section Times	1:06.51 [3] (0:08.70)	0:57.81 [8] (0:11.16)	0:46.65 [7] (0:11.24)	0:35.41 [8] (0:11.69)	0:23.72 [8] (0:11.74)	0:11.98 [4] (0:11.98)							
Average Speed [km/h]	41.6	64.5	64.0	60.7	60.3	60.3							
Top Speed [km/h]	62.3	66.2	64.4	64.1	62.5	61.5							
Avg. Dist. to Rail [m]	5.9	2.1	0.6	3.0	4.1	3.0							
Avg. Stride Freq. [Hz]	2.4	2.5	2.5	2.4	2.4	2.4							
Avg. Stride Length [m]	4.7	6.9	7.2	6.9	6.9	7.0							





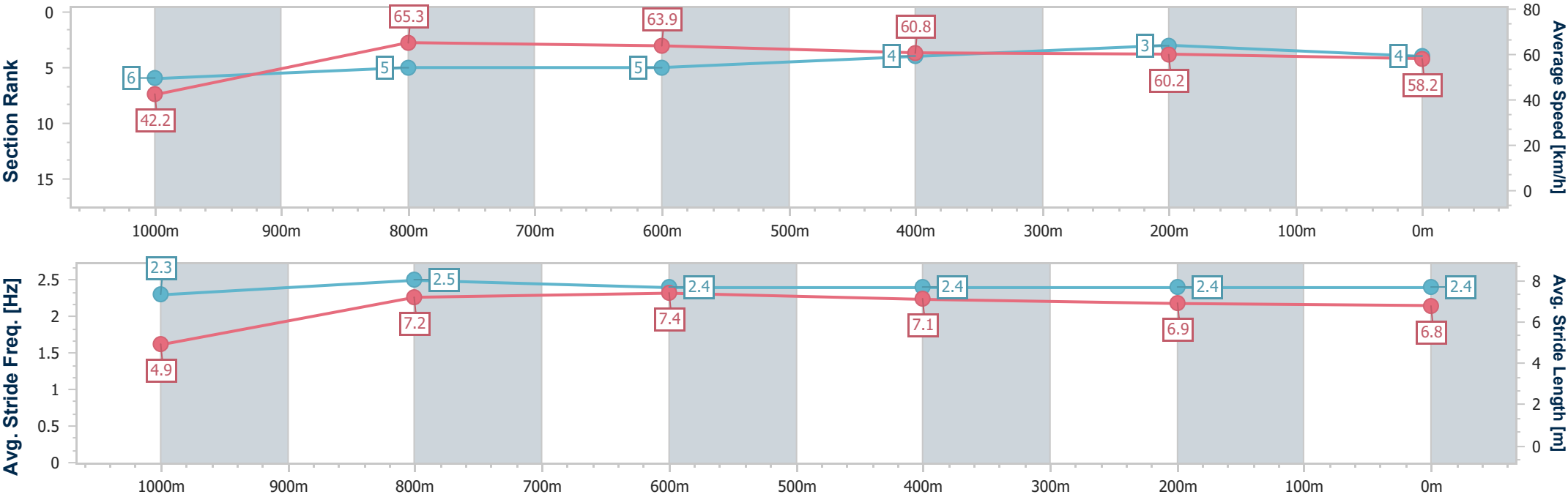
Horse/Jockey Name	Lucky Man
Final Rank	4
Fastest Section Time (Section)	0:08.55 (Overall)
Top Speed [km/h] (Section)	66.7 (1000m)
Race State	Finished



IpswichProfessional  
Race 5: THE SHED COMPANY IPSWICH QTIS Three-Year-Old  
Maiden Handicap - 1100m  
31 July 2025 - 14:05  
Track Rating: Soft 6, Weather: Fine, Rail Position: +10m Entire



Section	Overall	1000m	800m	600m	400m	200m							
Section Times	1:06.69 [4] (0:08.55)	0:58.14 [6] (0:10.95)	0:47.19 [5] (0:11.17)	0:36.02 [5] (0:11.75)	0:24.27 [4] (0:11.93)	0:12.34 [3] (0:12.34)							
Average Speed [km/h]	42.2	65.3	63.9	60.8	60.2	58.2							
Top Speed [km/h]	64.4	66.7	65.3	62.5	60.9	60.1							
Avg. Dist. to Rail [m]	1.2	1.2	2.2	2.3	0.8	0.9							
Avg. Stride Freq. [Hz]	2.3	2.5	2.4	2.4	2.4	2.4							
Avg. Stride Length [m]	4.9	7.2	7.4	7.1	6.9	6.8							





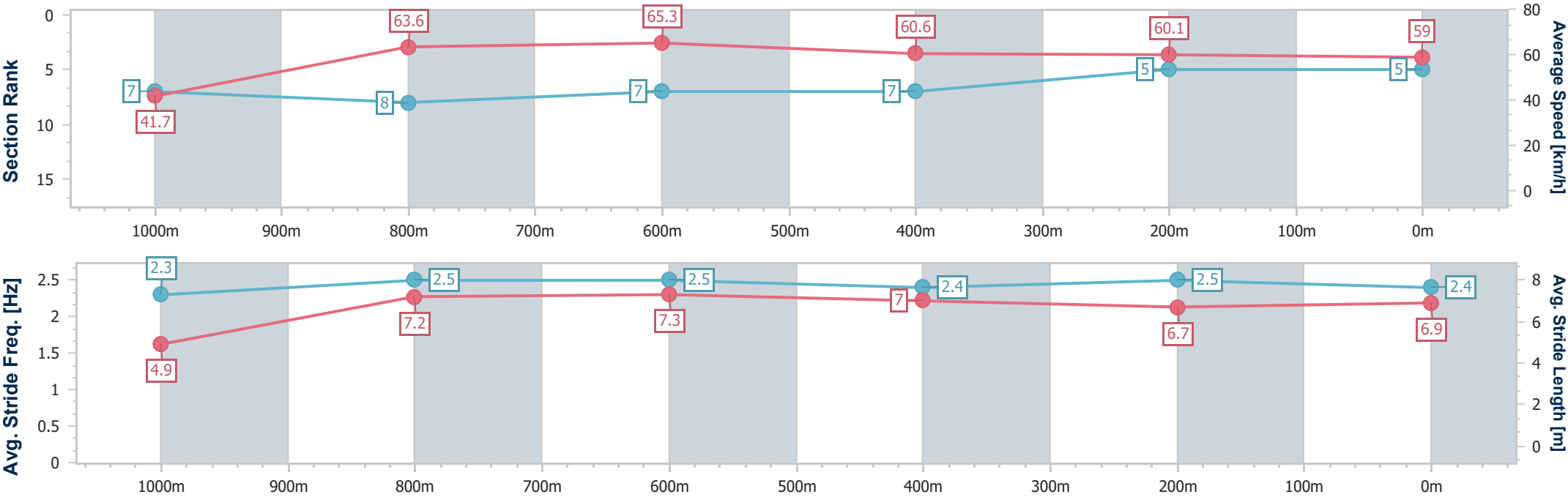
Horse/Jockey Name	Coronation Day
Final Rank	5
Fastest Section Time (Section)	0:08.66 (Overall)
Top Speed [km/h] (Section)	65.5 (800m)
Race State	Finished



IpswichProfessional  
Race 5: THE SHED COMPANY IPSWICH QTIS Three-Year-Old  
Maiden Handicap - 1100m  
31 July 2025 - 14:05  
Track Rating: Soft 6, Weather: Fine, Rail Position: +10m Entire



Section	Overall	1000m	800m	600m	400m	200m								
Section Times	1:06.84 [5] (0:08.66)	0:58.18 [7] (0:11.30)	0:46.88 [8] (0:11.00)	0:35.88 [7] (0:11.79)	0:24.09 [7] (0:11.88)	0:12.21 [5] (0:12.21)								
Average Speed [km/h]	41.7	63.6	65.3	60.6	60.1	59.0								
Top Speed [km/h]	61.6	64.8	65.5	64.7	61.0	60.9								
Avg. Dist. to Rail [m]	4.4	0.9	1.4	1.9	1.3	1.1								
Avg. Stride Freq. [Hz]	2.3	2.5	2.5	2.4	2.5	2.4								
Avg. Stride Length [m]	4.9	7.2	7.3	7.0	6.7	6.9								





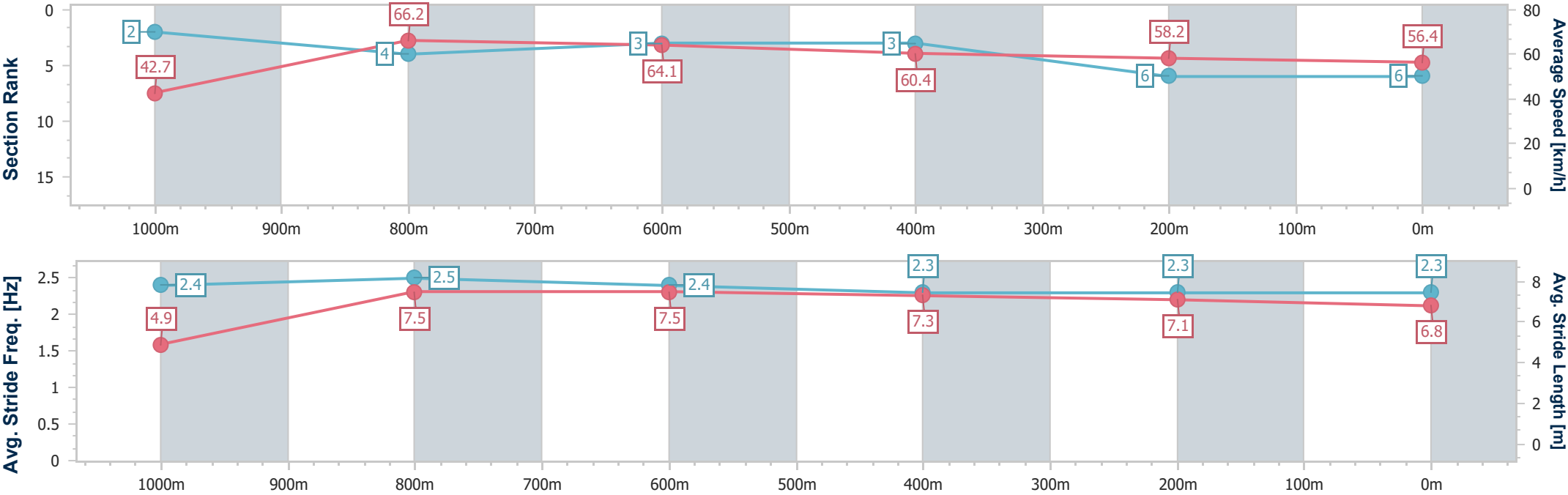
Horse/Jockey Name	Jelaila
Final Rank	6
Fastest Section Time (Section)	0:08.42 (Overall)
Top Speed [km/h] (Section)	67.7 (1000m)
Race State	Finished



IpswichProfessional  
Race 5: THE SHED COMPANY IPSWICH QTIS Three-Year-Old  
Maiden Handicap - 1100m  
31 July 2025 - 14:05  
Track Rating: Soft 6, Weather: Fine, Rail Position: +10m Entire



Section	Overall	1000m	800m	600m	400m	200m								
Section Times	1:07.53 [6] (0:08.42)	0:59.11 [2] (0:10.90)	0:48.21 [4] (0:11.21)	0:37.00 [3] (0:11.88)	0:25.12 [3] (0:12.38)	0:12.74 [6] (0:12.74)								
Average Speed [km/h]	42.7	66.2	64.1	60.4	58.2	56.4								
Top Speed [km/h]	64.4	67.7	65.8	62.8	58.6	58.3								
Avg. Dist. to Rail [m]	5.4	1.2	0.6	0.4	0.5	0.9								
Avg. Stride Freq. [Hz]	2.4	2.5	2.4	2.3	2.3	2.3								
Avg. Stride Length [m]	4.9	7.5	7.5	7.3	7.1	6.8								





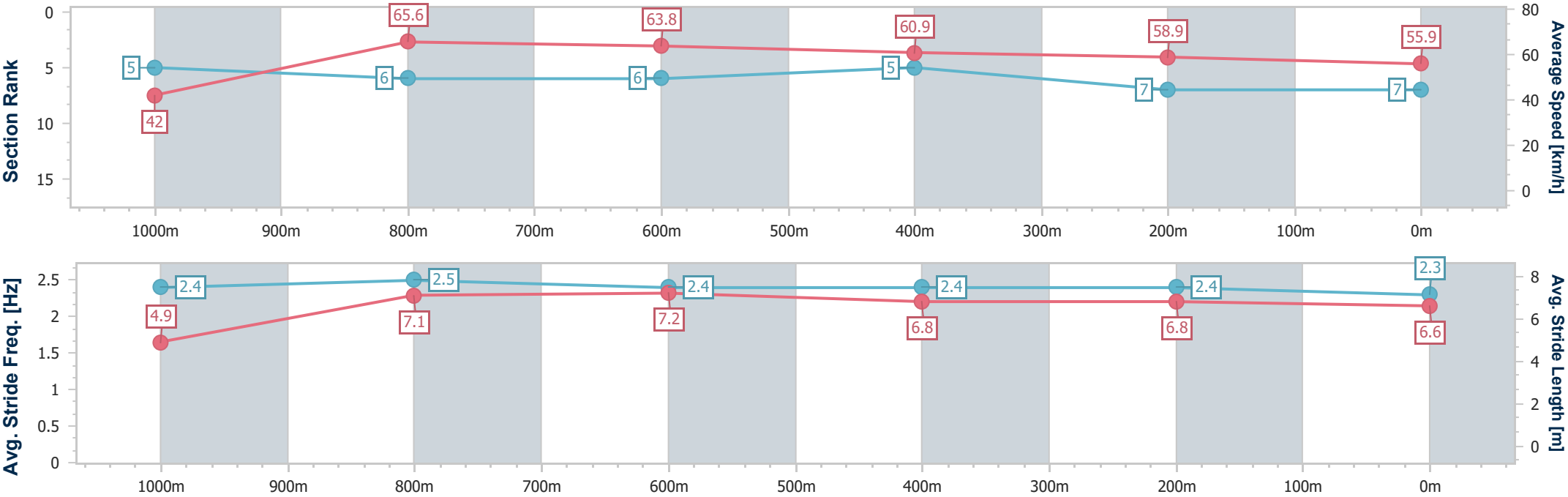
Horse/Jockey Name	Day To Remember
Final Rank	7
Fastest Section Time (Section)	0:08.54 (Overall)
Top Speed [km/h] (Section)	66.6 (1000m)
Race State	Finished



IpswichProfessional  
Race 5: THE SHED COMPANY IPSWICH QTIS Three-Year-Old  
Maiden Handicap - 1100m  
31 July 2025 - 14:05  
Track Rating: Soft 6, Weather: Fine, Rail Position: +10m Entire



Section	Overall	1000m	800m	600m	400m	200m								
Section Times	1:07.70 [7] (0:08.54)	0:59.16 [5] (0:11.05)	0:48.11 [6] (0:11.28)	0:36.83 [6] (0:11.77)	0:25.06 [5] (0:12.19)	0:12.87 [7] (0:12.87)								
Average Speed [km/h]	42.0	65.6	63.8	60.9	58.9	55.9								
Top Speed [km/h]	63.6	66.6	65.2	63.6	59.3	58.6								
Avg. Dist. to Rail [m]	4.0	1.7	0.6	0.9	0.8	1.3								
Avg. Stride Freq. [Hz]	2.4	2.5	2.4	2.4	2.4	2.3								
Avg. Stride Length [m]	4.9	7.1	7.2	6.8	6.8	6.6								





Horse/Jockey Name	Cravings
Final Rank	8
Fastest Section Time (Section)	0:08.44 (Overall)
Top Speed [km/h] (Section)	67.7 (1000m)
Race State	Finished



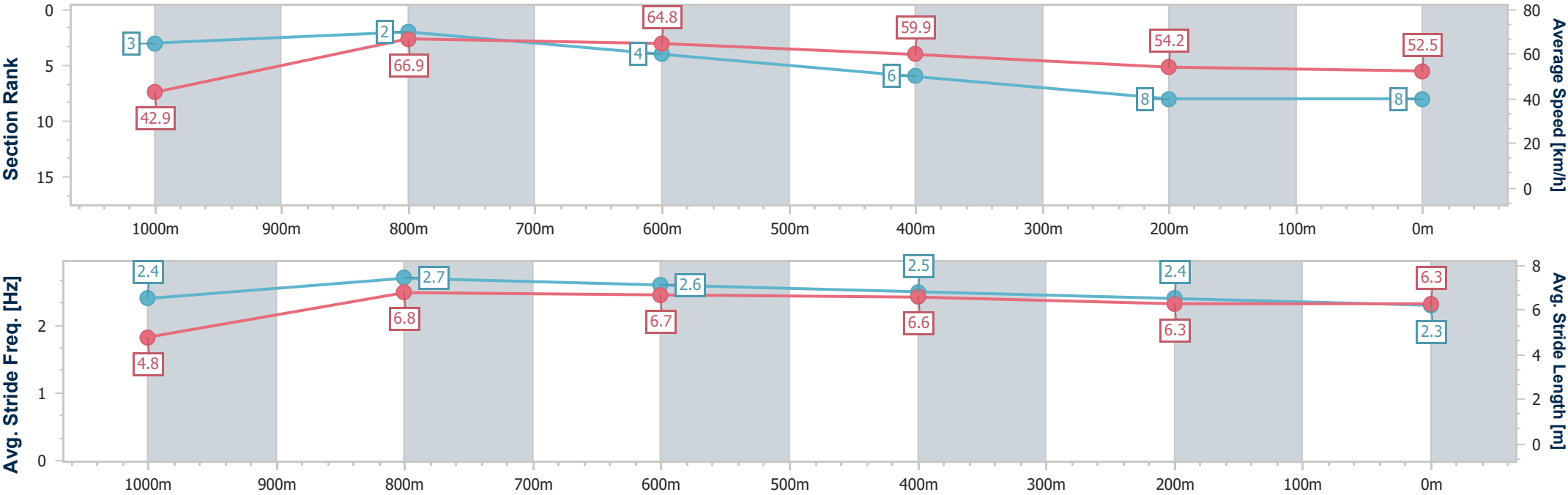
IpswichProfessional  
Race 5: THE SHED COMPANY IPSWICH QTIS Three-Year-Old  
Maiden Handicap - 1100m



31 July 2025 - 14:05

Track Rating: Soft 6, Weather: Fine, Rail Position: +10m Entire

Section	Overall	1000m	800m	600m	400m	200m							
Section Times	1:09.74 [8] (0:08.44)	1:01.30 [3] (0:10.85)	0:50.45 [2] (0:11.26)	0:39.19 [4] (0:12.14)	0:27.05 [6] (0:13.31)	0:13.74 [8] (0:13.74)							
Average Speed [km/h]	42.9	66.9	64.8	59.9	54.2	52.5							
Top Speed [km/h]	64.6	67.7	67.4	62.7	56.6	54.7							
Avg. Dist. to Rail [m]	7.2	3.6	3.8	2.6	1.3	0.7							
Avg. Stride Freq. [Hz]	2.4	2.7	2.6	2.5	2.4	2.3							
Avg. Stride Length [m]	4.8	6.8	6.7	6.6	6.3	6.3							







# IpswichProfessional

## Race 6: BARRIER REEF POOLS Maiden Handicap - 1710m

31 July 2025 - 14:42



Track Rating: Soft 6, Weather: Fine, Rail Position: +10m Entire

Section						Overall	1600m	1400m	1200m	1000m	800m	600m	Last 600m	
Field Times						1:47.27 (0:09.44)	1:37.83 (0:11.60)	1:26.23 (0:12.04)	1:14.19 (0:12.17)	1:02.02 (0:12.32)	0:49.70 (0:12.37)	0:37.33 (0:12.58)	0:37.33	
Rank	TAB	Horse/Jockey	Barrier	Top Speed [km/h]	Fastest Section									Distance Travelled [m]
1	7	SKORPIOS ISLE	5	62.4	0:09.50	1:47.27 [1]	1:37.77 [2]	1:26.11 [2]	1:14.06 [2]	1:01.66 [3]	0:49.26 [3]	0:36.77 [3]	0:36.77	
		Cejay Graham		1600m	Overall	(0:09.50)	(0:11.66)	(0:12.05)	(0:12.40)	(0:12.40)	(0:12.49)	(0:12.50)		
2	4	PAPAL WARS	9	63.9	0:09.44	1:47.58 [2]	1:38.14 [1]	1:26.54 [1]	1:14.50 [1]	1:02.33 [1]	0:50.01 [1]	0:37.64 [1]	0:37.64 -10	
		Corey Sutherland		1600m	Overall	(0:09.44)	(0:11.60)	(0:12.04)	(0:12.17)	(0:12.32)	(0:12.37)	(0:12.58)		
3	3	PISTON REBEL	3	61.7	0:09.57	1:47.68 [3]	1:38.11 [3]	1:26.21 [4]	1:14.23 [4]	1:01.94 [4]	0:49.51 [5]	0:37.04 [4]	0:37.04 -5	
		Les Tilley		1600m	Overall	(0:09.57)	(0:11.90)	(0:11.98)	(0:12.29)	(0:12.43)	(0:12.47)	(0:12.54)		
4	13	SOUTHERN DRAW	4	62.7	0:09.79	1:47.96 [4]	1:38.17 [6]	1:26.43 [5]	1:14.60 [3]	1:02.55 [2]	0:50.20 [2]	0:37.63 [2]	0:37.63 +1	
		Anthony Allen		1200m	Overall	(0:09.79)	(0:11.74)	(0:11.83)	(0:12.05)	(0:12.35)	(0:12.57)	(0:12.66)		
5	10	FLASH ONE HEY	1	61.4	0:10.01	1:48.19 [5]	1:38.18 [8]	1:26.09 [10]	1:14.12 [10]	1:01.54 [10]	0:49.16 [10]	0:36.94 [10]	0:36.94 -2	
		Jake Bayliss		1400m	Overall	(0:10.01)	(0:12.09)	(0:11.97)	(0:12.58)	(0:12.38)	(0:12.22)	(0:12.50)		
6	9	BERTUS	7	61.3	0:09.69	1:48.60 [6]	1:38.91 [5]	1:26.88 [7]	1:15.05 [6]	1:02.47 [7]	0:50.01 [7]	0:37.67 [8]	0:37.67 +3	
		Georgina Cartwright		1600m	Overall	(0:09.69)	(0:12.03)	(0:11.83)	(0:12.58)	(0:12.46)	(0:12.34)	(0:12.64)		
7	15	SHAMIC	2	60.9	0:09.82	1:48.61 [7]	1:38.79 [7]	1:26.70 [8]	1:14.67 [9]	1:02.24 [8]	0:49.83 [8]	0:37.48 [9]	0:37.48 -9	
		Wayne O'Connell		1600m	Overall	(0:09.82)	(0:12.09)	(0:12.03)	(0:12.43)	(0:12.41)	(0:12.35)	(0:12.49)		
8	2	NEXTA SANTA ANA	6	62.4	0:10.01	1:49.02 [8]	1:39.01 [9]	1:26.96 [9]	1:15.15 [8]	1:02.59 [9]	0:50.21 [9]	0:38.12 [7]	0:38.12 +5	
		Micheal Hellyer		1400m	Overall	(0:10.01)	(0:12.05)	(0:11.81)	(0:12.56)	(0:12.38)	(0:12.09)	(0:12.52)		
9	14	MISTER SWEET	11	62.5	0:09.62	1:49.61 [9]	1:39.99 [4]	1:28.30 [3]	1:16.14 [5]	1:03.65 [5]	0:51.22 [6]	0:38.91 [5]	0:38.91 -1	
		Olivia Kendal		1600m	Overall	(0:09.62)	(0:11.69)	(0:12.16)	(0:12.49)	(0:12.43)	(0:12.31)	(0:12.53)		
10	1	MOOLOO MAN	8	62.8	0:10.04	1:50.48 [10]	1:40.44 [10]	1:28.78 [6]	1:16.84 [7]	1:04.50 [6]	0:52.35 [4]	0:39.76 [6]	0:39.76 +9	
		Jason Taylor		1600m	Overall	(0:10.04)	(0:11.66)	(0:11.94)	(0:12.34)	(0:12.15)	(0:12.59)	(0:13.07)		

Scratched: Ionaceltic (#5), Happy Coffee (#12), Spot Bolt (#16), Margot's Star (#11), Use Your Illusion (#6), Prefer To Dance (#8)



# IpswichProfessional

## Race 6: BARRIER REEF POOLS Maiden Handicap - 1710m

31 July 2025 - 14:42



Track Rating: Soft 6, Weather: Fine, Rail Position: +10m Entire

Section						400m	200m			Last 600m		
Field Times						0:24.75 (0:12.49)	0:12.26 (0:12.26)			0:37.33		
Rank	TAB	Horse/Jockey	Barrier	Top Speed [km/h]	Fastest Section			Margin			Distance Travelled [m]	
1	7	SKORPIOS ISLE	5	62.4	0:09.50	0:24.27 [3]	0:12.16 [2]	1:47.27			0:36.77	
		Cejay Graham		1600m	Overall	(0:12.11)	(0:12.16)					
2	4	PAPAL WARS	9	63.9	0:09.44	0:25.06 [1]	0:12.57 [1]	1.88L			0:37.64	-10
		Corey Sutherland		1600m	Overall	(0:12.49)	(0:12.57)					
3	3	PISTON REBEL	3	61.7	0:09.57	0:24.50 [4]	0:12.06 [4]	2.43L			0:37.04	-5
		Les Tilley		1600m	Overall	(0:12.44)	(0:12.06)					
4	13	SOUTHERN DRAW	4	62.7	0:09.79	0:24.97 [2]	0:12.56 [3]	4.09L			0:37.63	+1
		Anthony Allen		1200m	Overall	(0:12.41)	(0:12.56)					
5	10	FLASH ONE HEY	1	61.4	0:10.01	0:24.44 [9]	0:12.12 [8]	5.47L			0:36.94	-2
		Jake Bayliss		1400m	Overall	(0:12.32)	(0:12.12)					
6	9	BERTUS	7	61.3	0:09.69	0:25.03 [7]	0:12.56 [6]	7.84L			0:37.67	+3
		Georgina Cartwright		1600m	Overall	(0:12.47)	(0:12.56)					
7	15	SHAMIC	2	60.9	0:09.82	0:24.99 [8]	0:12.76 [5]	7.91L			0:37.48	-9
		Wayne O'Connell		1600m	Overall	(0:12.23)	(0:12.76)					
8	2	NEXTA SANTA ANA	6	62.4	0:10.01	0:25.60 [6]	0:12.97 [7]	10.34L			0:38.12	+5
		Micheal Hellyer		1400m	Overall	(0:12.63)	(0:12.97)					
9	14	MISTER SWEET	11	62.5	0:09.62	0:26.38 [5]	0:13.41 [9]	13.78L			0:38.91	-1
		Olivia Kendal		1600m	Overall	(0:12.97)	(0:13.41)					
10	1	MOOLOO MAN	8	62.8	0:10.04	0:26.69 [10]	0:13.39 [10]	18.9L			0:39.76	+9
		Jason Taylor		1600m	Overall	(0:13.30)	(0:13.39)					

Scratched: Ionaceltic (#5), Happy Coffee (#12), Spot Bolt (#16), Margot's Star (#11), Use Your Illusion (#6), Prefer To Dance (#8)



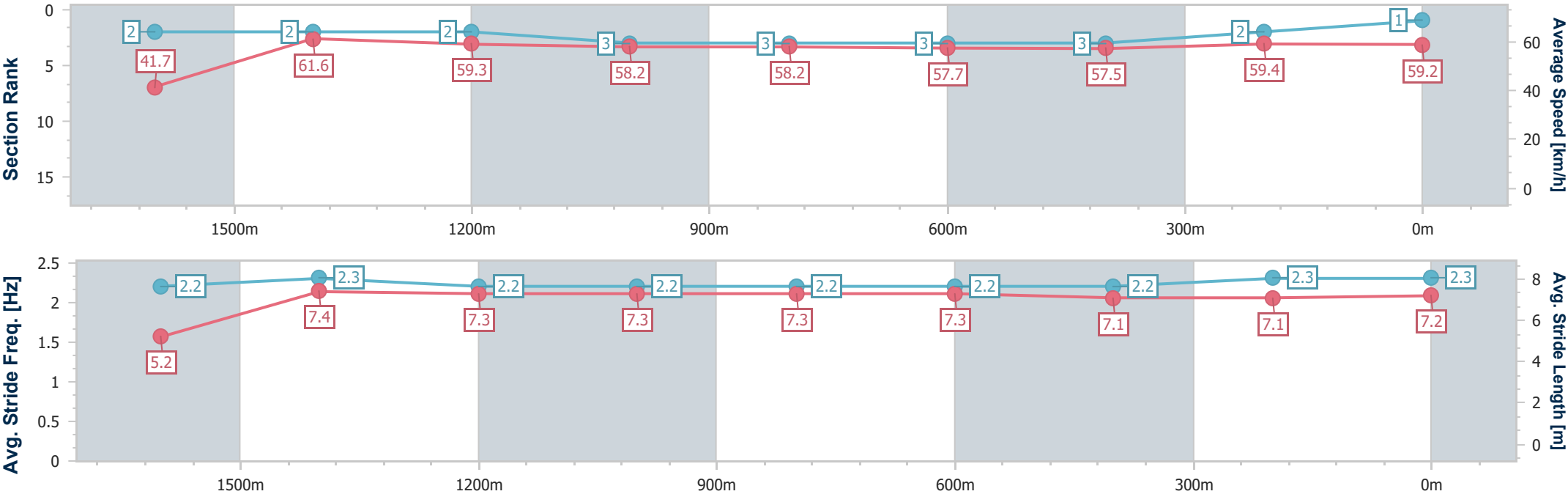
Horse/Jockey Name	Skorpios Isle
Final Rank	1
Fastest Section Time (Section)	0:09.50 (Overall)
Top Speed [km/h] (Section)	62.4 (1600m)
Race State	Finished



IpswichProfessional  
Race 6: BARRIER REEF POOLS Maiden Handicap - 1710m  
31 July 2025 - 14:42  
Track Rating: Soft 6, Weather: Fine, Rail Position: +10m Entire



Section	Overall	1600m	1400m	1200m	1000m	800m	600m	400m	200m				
Section Times	1:47.27 [1] (0:09.50)	1:37.77 [2] (0:11.66)	1:26.11 [2] (0:12.05)	1:14.06 [2] (0:12.40)	1:01.66 [3] (0:12.40)	0:49.26 [3] (0:12.49)	0:36.77 [3] (0:12.50)	0:24.27 [3] (0:12.11)	0:12.16 [2] (0:12.16)				
Average Speed [km/h]	41.7	61.6	59.3	58.2	58.2	57.7	57.5	59.4	59.2				
Top Speed [km/h]	59.7	62.4	60.8	59.8	59.2	58.2	58.7	60.7	60.9				
Avg. Dist. to Rail [m]	3.0	1.6	1.7	0.7	0.5	0.2	0.3	0.4	1.2				
Avg. Stride Freq. [Hz]	2.2	2.3	2.2	2.2	2.2	2.2	2.2	2.3	2.3				
Avg. Stride Length [m]	5.2	7.4	7.3	7.3	7.3	7.3	7.1	7.1	7.2				





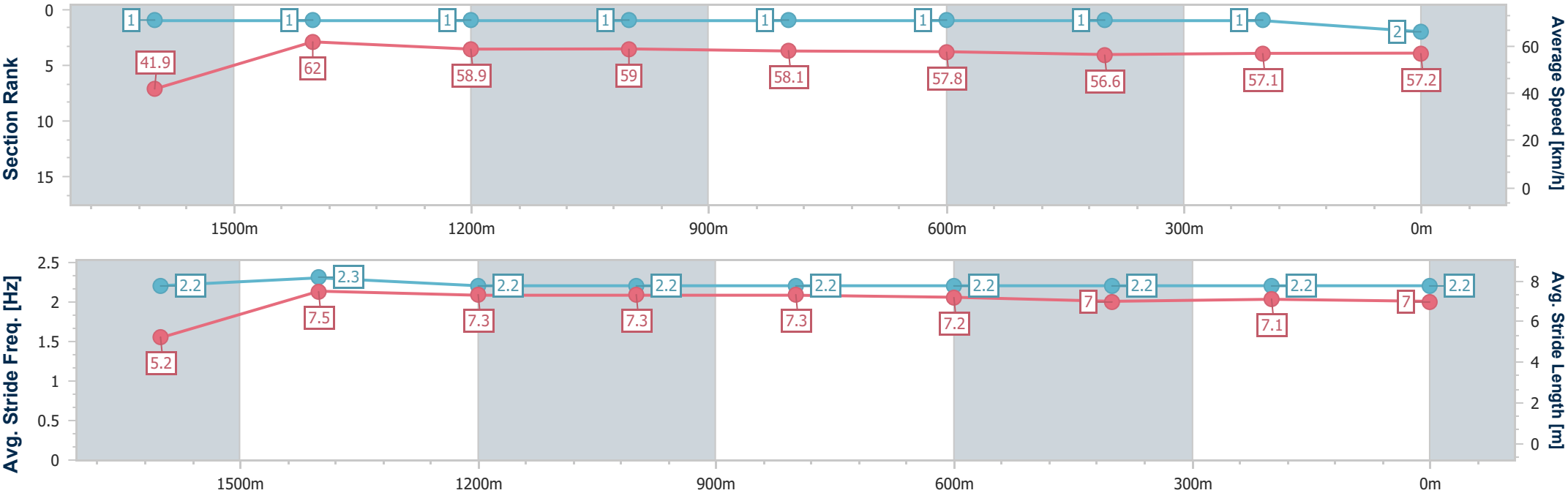
Horse/Jockey Name	Papal Wars
Final Rank	2
Fastest Section Time (Section)	0:09.44 (Overall)
Top Speed [km/h] (Section)	63.9 (1600m)
Race State	Finished



IpswichProfessional  
Race 6: BARRIER REEF POOLS Maiden Handicap - 1710m  
31 July 2025 - 14:42  
Track Rating: Soft 6, Weather: Fine, Rail Position: +10m Entire



Section	Overall	1600m	1400m	1200m	1000m	800m	600m	400m	200m				
Section Times	1:47.58 [2] (0:09.44)	1:38.14 [1] (0:11.60)	1:26.54 [1] (0:12.04)	1:14.50 [1] (0:12.17)	1:02.33 [1] (0:12.32)	0:50.01 [1] (0:12.37)	0:37.64 [1] (0:12.58)	0:25.06 [1] (0:12.49)	0:12.57 [1] (0:12.57)				
Average Speed [km/h]	41.9	62.0	58.9	59.0	58.1	57.8	56.6	57.1	57.2				
Top Speed [km/h]	60.5	63.9	59.9	59.6	58.4	58.5	57.3	58.7	58.5				
Avg. Dist. to Rail [m]	6.4	2.5	3.4	1.4	1.3	2.4	3.0	2.3	1.1				
Avg. Stride Freq. [Hz]	2.2	2.3	2.2	2.2	2.2	2.2	2.2	2.2	2.2				
Avg. Stride Length [m]	5.2	7.5	7.3	7.3	7.3	7.2	7.0	7.1	7.0				





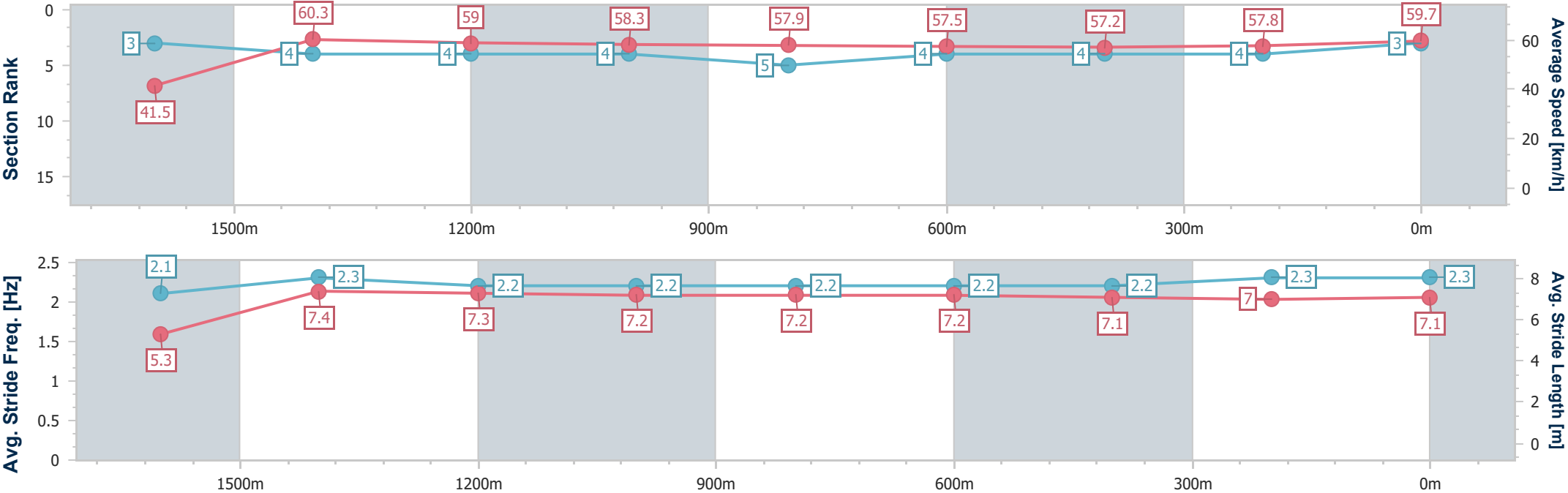
Horse/Jockey Name	Piston Rebel
Final Rank	3
Fastest Section Time (Section)	0:09.57 (Overall)
Top Speed [km/h] (Section)	61.7 (1600m)
Race State	Finished



IpswichProfessional  
Race 6: BARRIER REEF POOLS Maiden Handicap - 1710m  
31 July 2025 - 14:42  
Track Rating: Soft 6, Weather: Fine, Rail Position: +10m Entire



Section	Overall	1600m	1400m	1200m	1000m	800m	600m	400m	200m				
Section Times	1:47.68 [3] (0:09.57)	1:38.11 [3] (0:11.90)	1:26.21 [4] (0:11.98)	1:14.23 [4] (0:12.29)	1:01.94 [4] (0:12.43)	0:49.51 [5] (0:12.47)	0:37.04 [4] (0:12.54)	0:24.50 [4] (0:12.44)	0:12.06 [4] (0:12.06)				
Average Speed [km/h]	41.5	60.3	59.0	58.3	57.9	57.5	57.2	57.8	59.7				
Top Speed [km/h]	58.8	61.7	59.7	59.1	58.7	58.0	58.2	59.0	60.9				
Avg. Dist. to Rail [m]	1.9	3.7	3.7	1.6	0.9	0.4	0.8	0.8	0.3				
Avg. Stride Freq. [Hz]	2.1	2.3	2.2	2.2	2.2	2.2	2.2	2.3	2.3				
Avg. Stride Length [m]	5.3	7.4	7.3	7.2	7.2	7.2	7.1	7.0	7.1				





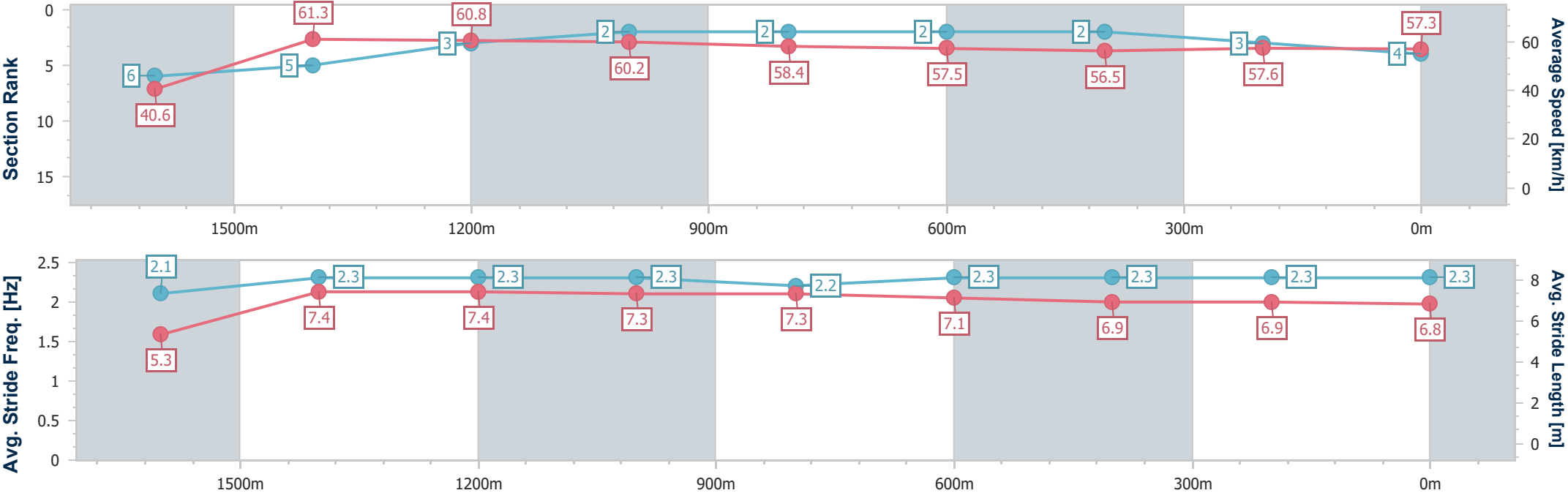
Horse/Jockey Name	Southern Draw
Final Rank	4
Fastest Section Time (Section)	0:09.79 (Overall)
Top Speed [km/h] (Section)	62.7 (1200m)
Race State	Finished



IpswichProfessional  
Race 6: BARRIER REEF POOLS Maiden Handicap - 1710m  
31 July 2025 - 14:42  
Track Rating: Soft 6, Weather: Fine, Rail Position: +10m Entire



Section	Overall	1600m	1400m	1200m	1000m	800m	600m	400m	200m				
Section Times	1:47.96 [4] (0:09.79)	1:38.17 [6] (0:11.74)	1:26.43 [5] (0:11.83)	1:14.60 [3] (0:12.05)	1:02.55 [2] (0:12.35)	0:50.20 [2] (0:12.57)	0:37.63 [2] (0:12.66)	0:24.97 [2] (0:12.41)	0:12.56 [3] (0:12.56)				
Average Speed [km/h]	40.6	61.3	60.8	60.2	58.4	57.5	56.5	57.6	57.3				
Top Speed [km/h]	60.0	61.8	61.7	62.7	59.0	58.8	57.0	59.0	59.0				
Avg. Dist. to Rail [m]	2.5	1.8	0.6	1.7	1.0	0.3	1.2	1.6	1.5				
Avg. Stride Freq. [Hz]	2.1	2.3	2.3	2.3	2.2	2.3	2.3	2.3	2.3				
Avg. Stride Length [m]	5.3	7.4	7.4	7.3	7.3	7.1	6.9	6.9	6.8				





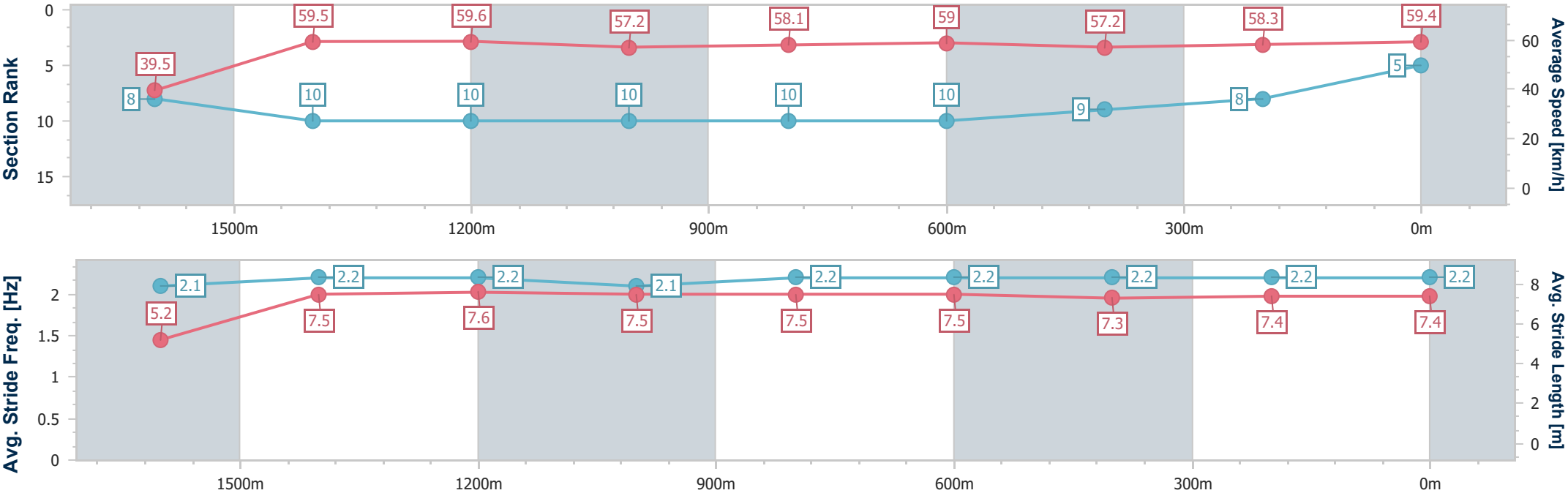
Horse/Jockey Name	Flash One Hey
Final Rank	5
Fastest Section Time (Section)	0:10.01 (Overall)
Top Speed [km/h] (Section)	61.4 (1400m)
Race State	Finished



IpswichProfessional  
Race 6: BARRIER REEF POOLS Maiden Handicap - 1710m  
31 July 2025 - 14:42  
Track Rating: Soft 6, Weather: Fine, Rail Position: +10m Entire



Section	Overall	1600m	1400m	1200m	1000m	800m	600m	400m	200m				
Section Times	1:48.19 [5] (0:10.01)	1:38.18 [8] (0:12.09)	1:26.09 [10] (0:11.97)	1:14.12 [10] (0:12.58)	1:01.54 [10] (0:12.38)	0:49.16 [10] (0:12.22)	0:36.94 [10] (0:12.50)	0:24.44 [9] (0:12.32)	0:12.12 [8] (0:12.12)				
Average Speed [km/h]	39.5	59.5	59.6	57.2	58.1	59.0	57.2	58.3	59.4				
Top Speed [km/h]	59.1	60.4	61.4	57.9	59.1	59.6	58.7	60.6	60.8				
Avg. Dist. to Rail [m]	1.2	2.9	2.0	0.4	0.2	0.3	1.0	1.1	0.6				
Avg. Stride Freq. [Hz]	2.1	2.2	2.2	2.1	2.2	2.2	2.2	2.2	2.2				
Avg. Stride Length [m]	5.2	7.5	7.6	7.5	7.5	7.5	7.3	7.4	7.4				





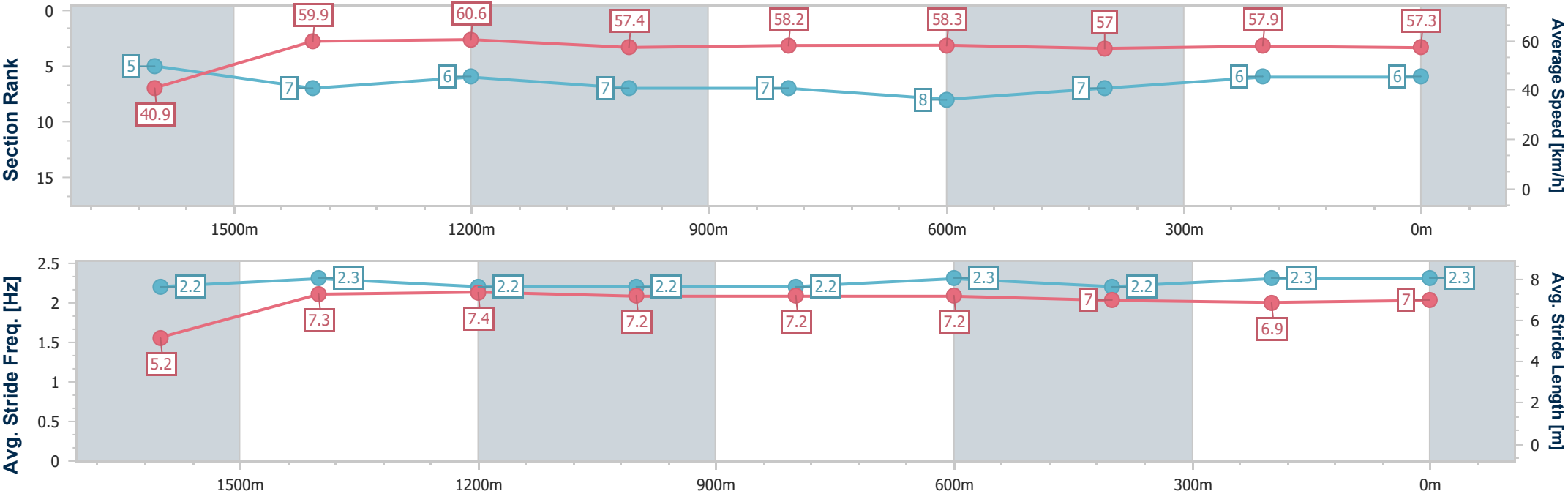
Horse/Jockey Name	Bertus
Final Rank	6
Fastest Section Time (Section)	0:09.69 (Overall)
Top Speed [km/h] (Section)	61.3 (1600m)
Race State	Finished



IpswichProfessional  
Race 6: BARRIER REEF POOLS Maiden Handicap - 1710m  
31 July 2025 - 14:42  
Track Rating: Soft 6, Weather: Fine, Rail Position: +10m Entire



Section	Overall	1600m	1400m	1200m	1000m	800m	600m	400m	200m				
Section Times	1:48.60 [6] (0:09.69)	1:38.91 [5] (0:12.03)	1:26.88 [7] (0:11.83)	1:15.05 [6] (0:12.58)	1:02.47 [7] (0:12.46)	0:50.01 [7] (0:12.34)	0:37.67 [8] (0:12.64)	0:25.03 [7] (0:12.47)	0:12.56 [6] (0:12.56)				
Average Speed [km/h]	40.9	59.9	60.6	57.4	58.2	58.3	57.0	57.9	57.3				
Top Speed [km/h]	58.2	61.3	61.2	58.7	58.7	59.5	58.1	59.4	59.2				
Avg. Dist. to Rail [m]	4.9	0.8	1.0	1.3	1.5	1.0	0.4	0.3	0.2				
Avg. Stride Freq. [Hz]	2.2	2.3	2.2	2.2	2.2	2.3	2.2	2.3	2.3				
Avg. Stride Length [m]	5.2	7.3	7.4	7.2	7.2	7.2	7.0	6.9	7.0				







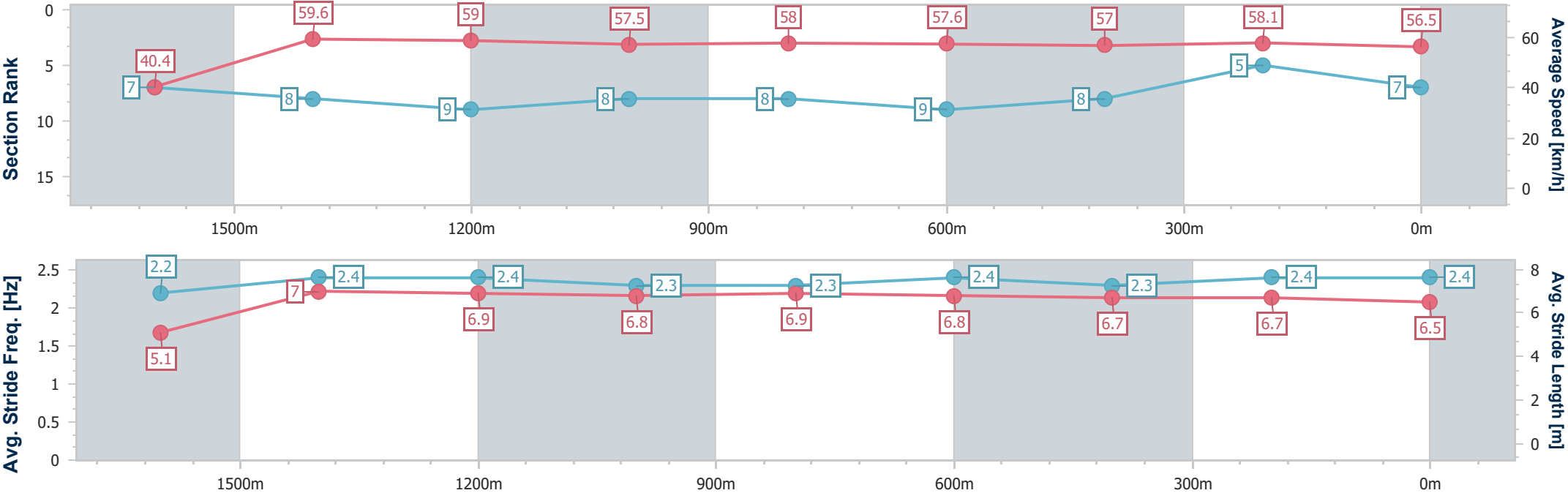
Horse/Jockey Name	Shamic
Final Rank	7
Fastest Section Time (Section)	0:09.82 (Overall)
Top Speed [km/h] (Section)	60.9 (1600m)
Race State	Finished



IpswichProfessional  
Race 6: BARRIER REEF POOLS Maiden Handicap - 1710m  
31 July 2025 - 14:42  
Track Rating: Soft 6, Weather: Fine, Rail Position: +10m Entire



Section	Overall	1600m	1400m	1200m	1000m	800m	600m	400m	200m				
Section Times	1:48.61 [7] (0:09.82)	1:38.79 [7] (0:12.09)	1:26.70 [8] (0:12.03)	1:14.67 [9] (0:12.43)	1:02.24 [8] (0:12.41)	0:49.83 [8] (0:12.35)	0:37.48 [9] (0:12.49)	0:24.99 [8] (0:12.23)	0:12.76 [5] (0:12.76)				
Average Speed [km/h]	40.4	59.6	59.0	57.5	58.0	57.6	57.0	58.1	56.5				
Top Speed [km/h]	57.5	60.9	60.3	59.3	58.5	59.0	57.5	59.3	59.3				
Avg. Dist. to Rail [m]	1.5	2.6	3.2	1.4	1.0	2.2	3.4	2.0	0.9				
Avg. Stride Freq. [Hz]	2.2	2.4	2.4	2.3	2.3	2.4	2.3	2.4	2.4				
Avg. Stride Length [m]	5.1	7.0	6.9	6.8	6.9	6.8	6.7	6.7	6.5				





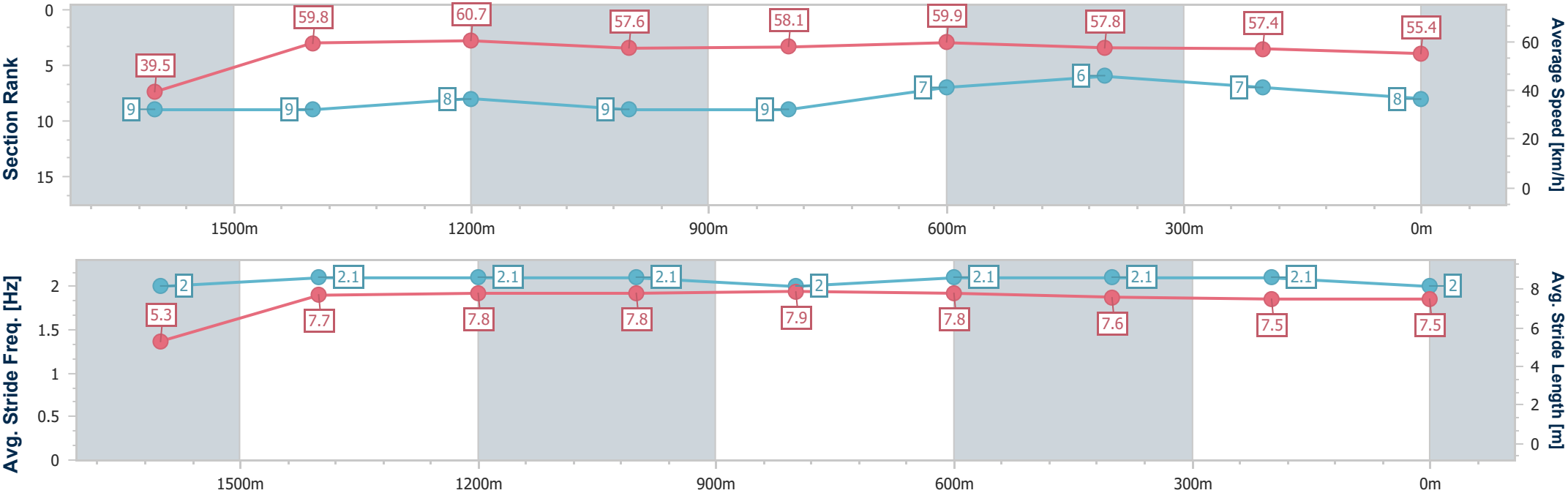
Horse/Jockey Name	Nexta Santa Ana
Final Rank	8
Fastest Section Time (Section)	0:10.01 (Overall)
Top Speed [km/h] (Section)	62.4 (1400m)
Race State	Finished



IpswichProfessional  
Race 6: BARRIER REEF POOLS Maiden Handicap - 1710m  
31 July 2025 - 14:42  
Track Rating: Soft 6, Weather: Fine, Rail Position: +10m Entire



Section	Overall	1600m	1400m	1200m	1000m	800m	600m	400m	200m				
Section Times	1:49.02 [8] (0:10.01)	1:39.01 [9] (0:12.05)	1:26.96 [9] (0:11.81)	1:15.15 [8] (0:12.56)	1:02.59 [9] (0:12.38)	0:50.21 [9] (0:12.09)	0:38.12 [7] (0:12.52)	0:25.60 [6] (0:12.63)	0:12.97 [7] (0:12.97)				
Average Speed [km/h]	39.5	59.8	60.7	57.6	58.1	59.9	57.8	57.4	55.4				
Top Speed [km/h]	60.1	61.4	62.4	58.9	59.1	60.3	59.0	58.0	57.6				
Avg. Dist. to Rail [m]	5.0	1.4	0.9	0.9	0.9	1.2	2.0	1.9	2.2				
Avg. Stride Freq. [Hz]	2.0	2.1	2.1	2.1	2.0	2.1	2.1	2.1	2.0				
Avg. Stride Length [m]	5.3	7.7	7.8	7.8	7.9	7.8	7.6	7.5	7.5				





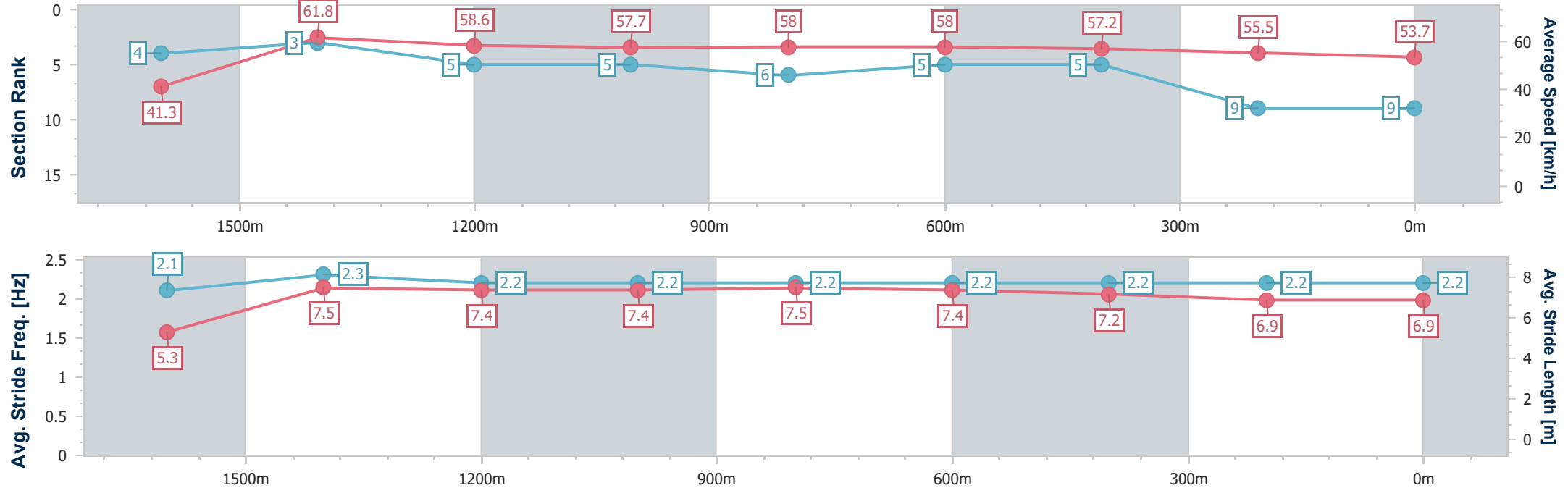
Horse/Jockey Name	Mister Sweet
Final Rank	9
Fastest Section Time (Section)	0:09.62 (Overall)
Top Speed [km/h] (Section)	62.5 (1600m)
Race State	Finished



IpswichProfessional  
Race 6: BARRIER REEF POOLS Maiden Handicap - 1710m  
31 July 2025 - 14:42  
Track Rating: Soft 6, Weather: Fine, Rail Position: +10m Entire



Section	Overall	1600m	1400m	1200m	1000m	800m	600m	400m	200m				
Section Times	1:49.61 [9] (0:09.62)	1:39.99 [4] (0:11.69)	1:28.30 [3] (0:12.16)	1:16.14 [5] (0:12.49)	1:03.65 [5] (0:12.43)	0:51.22 [6] (0:12.31)	0:38.91 [5] (0:12.53)	0:26.38 [5] (0:12.97)	0:13.41 [9] (0:13.41)				
Average Speed [km/h]	41.3	61.8	58.6	57.7	58.0	58.0	57.2	55.5	53.7				
Top Speed [km/h]	59.8	62.5	60.1	58.8	58.5	58.6	57.9	57.3	55.5				
Avg. Dist. to Rail [m]	7.7	1.3	1.7	0.8	0.5	0.9	1.2	1.0	2.1				
Avg. Stride Freq. [Hz]	2.1	2.3	2.2	2.2	2.2	2.2	2.2	2.2	2.2				
Avg. Stride Length [m]	5.3	7.5	7.4	7.4	7.5	7.4	7.2	6.9	6.9				





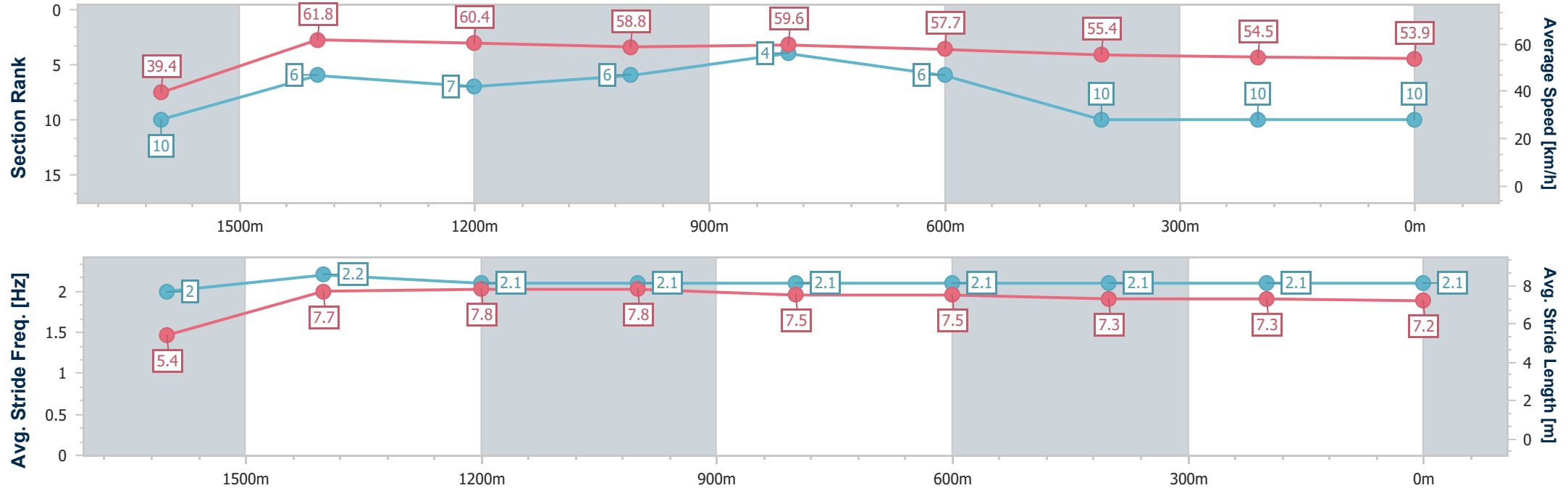
Horse/Jockey Name	Mooloo Man
Final Rank	10
Fastest Section Time (Section)	0:10.04 (Overall)
Top Speed [km/h] (Section)	62.8 (1600m)
Race State	Finished



IpswichProfessional  
Race 6: BARRIER REEF POOLS Maiden Handicap - 1710m  
31 July 2025 - 14:42  
Track Rating: Soft 6, Weather: Fine, Rail Position: +10m Entire



Section	Overall	1600m	1400m	1200m	1000m	800m	600m	400m	200m				
Section Times	1:50.48 [10] (0:10.04)	1:40.44 [10] (0:11.66)	1:28.78 [6] (0:11.94)	1:16.84 [7] (0:12.34)	1:04.50 [6] (0:12.15)	0:52.35 [4] (0:12.59)	0:39.76 [6] (0:13.07)	0:26.69 [10] (0:13.30)	0:13.39 [10] (0:13.39)				
Average Speed [km/h]	39.4	61.8	60.4	58.8	59.6	57.7	55.4	54.5	53.9				
Top Speed [km/h]	60.1	62.8	62.7	60.7	60.6	58.2	56.6	55.3	55.0				
Avg. Dist. to Rail [m]	5.8	0.7	0.3	1.7	2.2	2.0	2.2	1.9	2.6				
Avg. Stride Freq. [Hz]	2.0	2.2	2.1	2.1	2.1	2.1	2.1	2.1	2.1				
Avg. Stride Length [m]	5.4	7.7	7.8	7.8	7.5	7.5	7.3	7.3	7.2				





# IpswichProfessional

## Race 7: LIVING TURF BENCHMARK 65 Handicap - 2210m

31 July 2025 - 15:15



Track Rating: Soft 6, Weather: Fine, Rail Position: +10m Entire

Section					Overall	2000m	1800m	1600m	1400m	1200m	1000m	Last 600m		
Field Times					2:18.85 (0:15.52)	2:03.33 (0:11.43)	1:51.90 (0:12.05)	1:39.85 (0:12.63)	1:27.22 (0:11.99)	1:15.23 (0:12.66)	1:02.57 (0:12.76)	0:37.37		
Rank	TAB	Horse/Jockey	Barrier	Top Speed [km/h]	Fastest Section									Distance Travelled [m]
1	3	JUNGLE JET	7	63.0	0:11.63	2:18.85 [1]	2:03.28 [2]	1:51.65 [3]	1:39.38 [4]	1:27.18 [2]	1:15.08 [2]	1:02.38 [2]	0:37.25	
		Jag Guthmann-Chester		Overall	2000m	(0:15.57)	(0:11.63)	(0:12.27)	(0:12.20)	(0:12.10)	(0:12.70)	(0:12.63)		
2	6	DEMARCAV	1	62.5	0:11.63	2:18.86 [2]	2:03.25 [4]	1:51.62 [4]	1:39.39 [3]	1:26.72 [4]	1:14.67 [3]	1:02.12 [3]	0:37.17	-1
		Kyle Wilson-Taylor		2000m	2000m	(0:15.61)	(0:11.63)	(0:12.23)	(0:12.67)	(0:12.05)	(0:12.55)	(0:12.59)		
3	4	LIKEABEEL	3	63.7	0:11.51	2:19.51 [3]	2:03.32 [8]	1:51.81 [8]	1:39.63 [6]	1:26.99 [6]	1:14.85 [6]	1:02.39 [5]	0:37.64	-4
		Corey Bayliss		2000m	2000m	(0:16.19)	(0:11.51)	(0:12.18)	(0:12.64)	(0:12.14)	(0:12.46)	(0:12.42)		
4	1	TAREX	6	63.9	0:11.43	2:19.68 [4]	2:04.16 [1]	1:52.73 [1]	1:40.68 [1]	1:28.05 [1]	1:16.06 [1]	1:03.40 [1]	0:38.20	-5
		Adin Thompson		2000m	2000m	(0:15.52)	(0:11.43)	(0:12.05)	(0:12.63)	(0:11.99)	(0:12.66)	(0:12.76)		
5	7	GIDDY GAN'S JOY	4	63.1	0:11.55	2:19.92 [5]	2:03.91 [7]	1:52.36 [6]	1:39.82 [7]	1:27.26 [7]	1:15.18 [7]	1:02.53 [7]	0:37.77	+2
		Georgina Cartwright		2000m	2000m	(0:16.01)	(0:11.55)	(0:12.54)	(0:12.56)	(0:12.08)	(0:12.65)	(0:12.42)		
6	2	SLY CORNER	2	62.7	0:11.74	2:20.14 [6]	2:04.23 [6]	1:52.49 [7]	1:39.99 [8]	1:27.34 [8]	1:15.19 [8]	1:02.67 [8]	0:37.94	-6
		Corey Sutherland		2000m	2000m	(0:15.91)	(0:11.74)	(0:12.50)	(0:12.65)	(0:12.15)	(0:12.52)	(0:12.37)		
7	5	NIPPA'S NIGHTCAP	8	64.3	0:11.44	2:20.59 [7]	2:04.99 [3]	1:53.55 [2]	1:41.41 [2]	1:28.62 [3]	1:16.39 [4]	1:03.72 [4]	0:38.63	+2
		Cejay Graham		2000m	2000m	(0:15.60)	(0:11.44)	(0:12.14)	(0:12.79)	(0:12.23)	(0:12.67)	(0:12.60)		
8	8	KOVANOS	5	62.1	0:11.83	2:21.66 [8]	2:05.98 [5]	1:54.15 [5]	1:41.82 [5]	1:29.34 [5]	1:17.19 [5]	1:04.51 [6]	0:39.56	-3
		Damien Thornton		2000m	2000m	(0:15.68)	(0:11.83)	(0:12.33)	(0:12.48)	(0:12.15)	(0:12.68)	(0:12.50)		

Scratched: Winston Blue (#9)



# IpswichProfessional

## Race 7: LIVING TURF BENCHMARK 65 Handicap - 2210m

31 July 2025 - 15:15



Track Rating: Soft 6, Weather: Fine, Rail Position: +10m Entire

Section		Field Times				800m	600m	400m	200m	Last 600m	
						0:49.81 (0:12.44)	0:37.37 (0:12.49)	0:24.88 (0:12.32)	0:12.56 (0:12.56)	0:37.37	
Rank	TAB	Horse/Jockey	Barrier	Top Speed [km/h]	Fastest Section					Margin	Distance Travelled [m]
1	3	JUNGLE JET	7	63.0	0:11.63	0:49.75 [2]	0:37.25 [2]	0:24.88 [1]	0:12.47 [2]	2:18.85	0:37.25
		Jag Guthmann-Chester		Overall	2000m	(0:12.50)	(0:12.37)	(0:12.41)	(0:12.47)		
2	6	DEMARCAY	1	62.5	0:11.63	0:49.53 [3]	0:37.17 [3]	0:24.82 [3]	0:12.57 [1]	0.05L	0:37.17 -1
		Kyle Wilson-Taylor		2000m	2000m	(0:12.36)	(0:12.35)	(0:12.25)	(0:12.57)		
3	4	LIKEABEEL	3	63.7	0:11.51	0:49.97 [5]	0:37.64 [4]	0:25.13 [4]	0:12.75 [4]	3.9L	0:37.64 -4
		Corey Bayliss		2000m	2000m	(0:12.33)	(0:12.51)	(0:12.38)	(0:12.75)		
4	1	TAREX	6	63.9	0:11.43	0:50.64 [1]	0:38.20 [1]	0:25.71 [2]	0:13.13 [3]	4.86L	0:38.20 -5
		Adin Thompson		2000m	2000m	(0:12.44)	(0:12.49)	(0:12.58)	(0:13.13)		
5	7	GIDDY GAN'S JOY	4	63.1	0:11.55	0:50.11 [7]	0:37.77 [7]	0:25.39 [6]	0:12.78 [5]	6.26L	0:37.77 +2
		Georgina Cartwright		2000m	2000m	(0:12.34)	(0:12.38)	(0:12.61)	(0:12.78)		
6	2	SLY CORNER	2	62.7	0:11.74	0:50.30 [8]	0:37.94 [8]	0:25.06 [8]	0:12.25 [7]	7.6L	0:37.94 -6
		Corey Sutherland		2000m	2000m	(0:12.36)	(0:12.88)	(0:12.81)	(0:12.25)		
7	5	NIPPA'S NIGHTCAP	8	64.3	0:11.44	0:51.12 [4]	0:38.63 [5]	0:26.06 [5]	0:13.17 [6]	10.24L	0:38.63 +2
		Cejay Graham		2000m	2000m	(0:12.49)	(0:12.57)	(0:12.89)	(0:13.17)		
8	8	KOVANOS	5	62.1	0:11.83	0:52.01 [6]	0:39.56 [6]	0:26.81 [7]	0:13.73 [8]	16.52L	0:39.56 -3
		Damien Thornton		2000m	2000m	(0:12.45)	(0:12.75)	(0:13.08)	(0:13.73)		

Scratched: Winston Blue (#9)



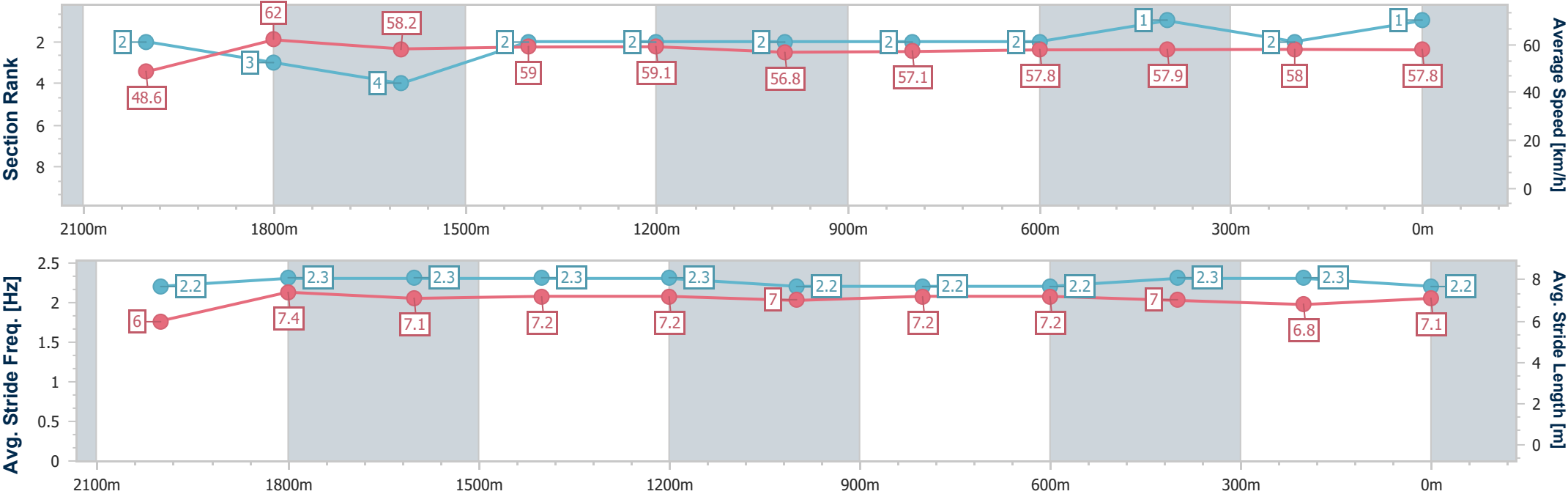
Horse/Jockey Name	Jungle Jet
Final Rank	1
Fastest Section Time (Section)	0:11.63 (2000m)
Top Speed [km/h] (Section)	63.0 (Overall)
Race State	Finished



IpswichProfessional  
Race 7: LIVING TURF BENCHMARK 65 Handicap - 2210m  
31 July 2025 - 15:15  
Track Rating: Soft 6, Weather: Fine, Rail Position: +10m Entire



Section	Overall	2000m	1800m	1600m	1400m	1200m	1000m	800m	600m	400m	200m		
Section Times	2:18.85 [1] (0:15.57)	2:03.28 [2] (0:11.63)	1:51.65 [3] (0:12.27)	1:39.38 [4] (0:12.20)	1:27.18 [2] (0:12.10)	1:15.08 [2] (0:12.70)	1:02.38 [2] (0:12.63)	0:49.75 [2] (0:12.50)	0:37.25 [2] (0:12.37)	0:24.88 [1] (0:12.41)	0:12.47 [2] (0:12.47)		
Average Speed [km/h]	48.6	62.0	58.2	59.0	59.1	56.8	57.1	57.8	57.9	58.0	57.8		
Top Speed [km/h]	63.0	63.0	59.6	60.3	60.7	57.2	57.3	58.5	58.8	58.9	58.4		
Avg. Dist. to Rail [m]	3.8	0.8	0.8	1.3	1.6	0.7	0.8	0.3	0.4	0.5	0.4		
Avg. Stride Freq. [Hz]	2.2	2.3	2.3	2.3	2.3	2.2	2.2	2.2	2.3	2.3	2.2		
Avg. Stride Length [m]	6.0	7.4	7.1	7.2	7.2	7.0	7.2	7.2	7.0	6.8	7.1		



[ ] Ranking at each section and finish  
-.-.- No data available at this section  
NA No data available



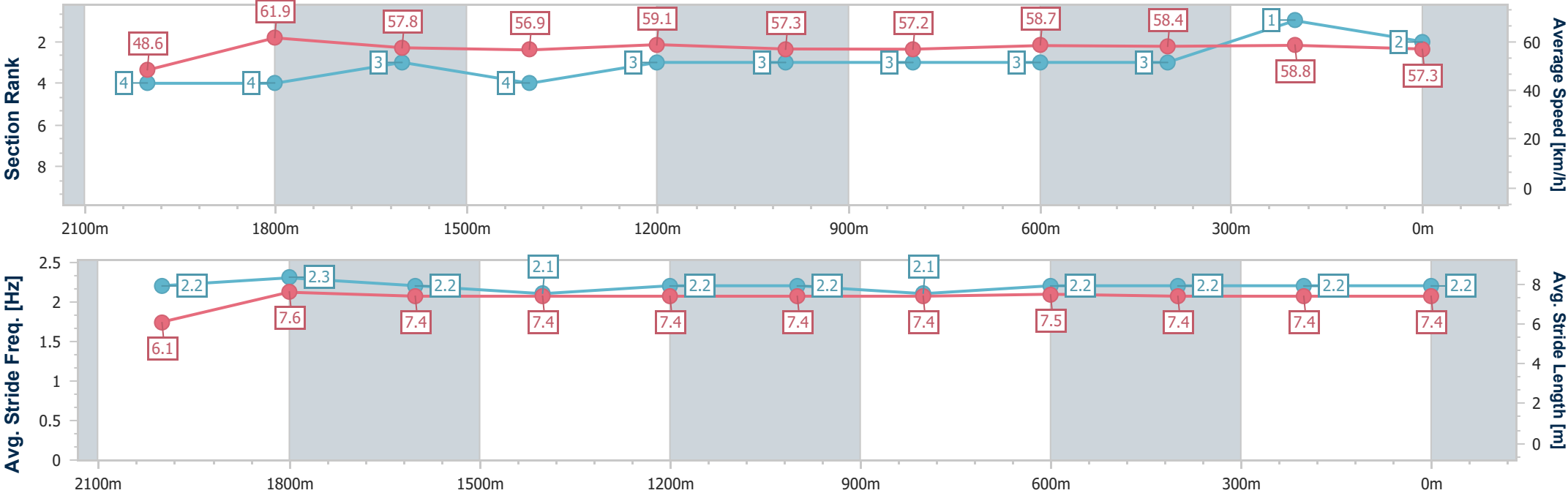
Horse/Jockey Name	Demarcay
Final Rank	2
Fastest Section Time (Section)	0:11.63 (2000m)
Top Speed [km/h] (Section)	62.5 (2000m)
Race State	Finished



IpswichProfessional  
Race 7: LIVING TURF BENCHMARK 65 Handicap - 2210m  
31 July 2025 - 15:15  
Track Rating: Soft 6, Weather: Fine, Rail Position: +10m Entire



Section	Overall	2000m	1800m	1600m	1400m	1200m	1000m	800m	600m	400m	200m		
Section Times	2:18.86 [2] (0:15.61)	2:03.25 [4] (0:11.63)	1:51.62 [4] (0:12.23)	1:39.39 [3] (0:12.67)	1:26.72 [4] (0:12.05)	1:14.67 [3] (0:12.55)	1:02.12 [3] (0:12.59)	0:49.53 [3] (0:12.36)	0:37.17 [3] (0:12.35)	0:24.82 [3] (0:12.25)	0:12.57 [1] (0:12.57)		
Average Speed [km/h]	48.6	61.9	57.8	56.9	59.1	57.3	57.2	58.7	58.4	58.8	57.3		
Top Speed [km/h]	62.0	62.5	59.7	57.6	60.0	58.3	57.7	59.1	58.9	59.6	58.9		
Avg. Dist. to Rail [m]	0.8	1.5	1.8	2.7	2.4	0.5	1.3	1.1	0.7	0.6	0.8		
Avg. Stride Freq. [Hz]	2.2	2.3	2.2	2.1	2.2	2.2	2.1	2.2	2.2	2.2	2.2		
Avg. Stride Length [m]	6.1	7.6	7.4	7.4	7.4	7.4	7.4	7.5	7.4	7.4	7.4		







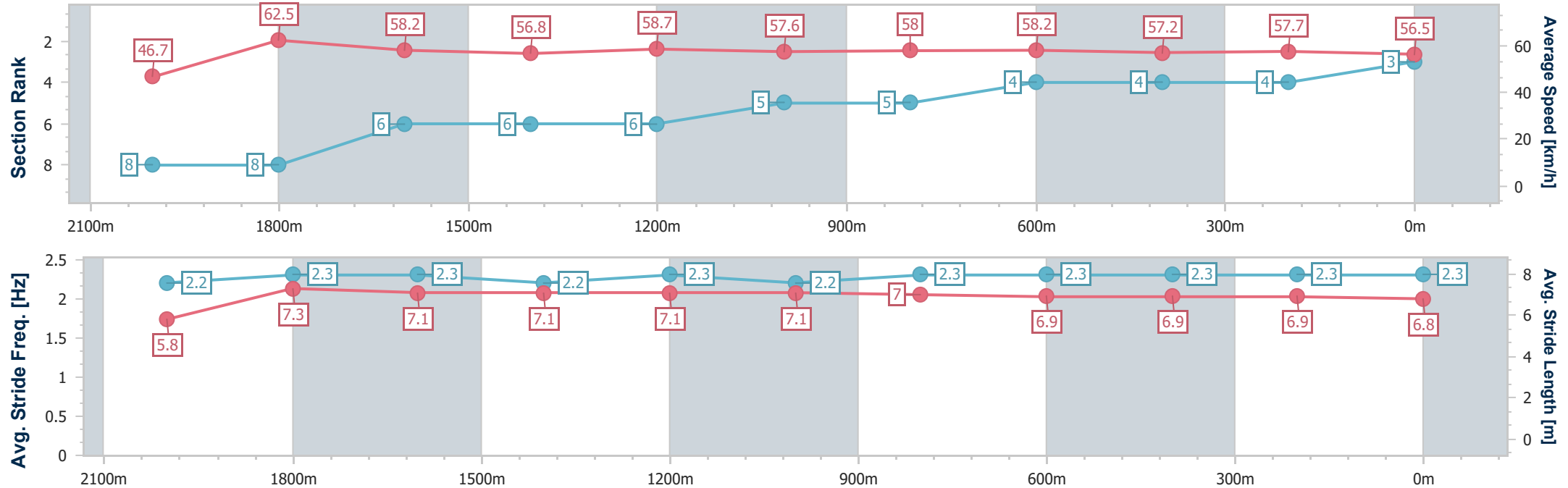
Horse/Jockey Name	Likeabeel
Final Rank	3
Fastest Section Time (Section)	0:11.51 (2000m)
Top Speed [km/h] (Section)	63.7 (2000m)
Race State	Finished



IpswichProfessional  
Race 7: LIVING TURF BENCHMARK 65 Handicap - 2210m  
31 July 2025 - 15:15  
Track Rating: Soft 6, Weather: Fine, Rail Position: +10m Entire



Section	Overall	2000m	1800m	1600m	1400m	1200m	1000m	800m	600m	400m	200m		
Section Times	2:19.51 [3] (0:16.19)	2:03.32 [8] (0:11.51)	1:51.81 [8] (0:12.18)	1:39.63 [6] (0:12.64)	1:26.99 [6] (0:12.14)	1:14.85 [6] (0:12.46)	1:02.39 [5] (0:12.42)	0:49.97 [5] (0:12.33)	0:37.64 [4] (0:12.51)	0:25.13 [4] (0:12.38)	0:12.75 [4] (0:12.75)		
Average Speed [km/h]	46.7	62.5	58.2	56.8	58.7	57.6	58.0	58.2	57.2	57.7	56.5		
Top Speed [km/h]	62.1	63.7	59.8	57.7	59.7	58.3	58.8	58.9	57.6	58.2	57.6		
Avg. Dist. to Rail [m]	1.3	1.4	2.4	3.3	2.6	0.5	0.2	0.6	1.2	1.1	0.6		
Avg. Stride Freq. [Hz]	2.2	2.3	2.3	2.2	2.3	2.2	2.3	2.3	2.3	2.3	2.3		
Avg. Stride Length [m]	5.8	7.3	7.1	7.1	7.1	7.1	7.0	6.9	6.9	6.9	6.8		





Horse/Jockey Name	Tarex
Final Rank	4
Fastest Section Time (Section)	0:11.43 (2000m)
Top Speed [km/h] (Section)	63.9 (2000m)
Race State	Finished



IpswichProfessional

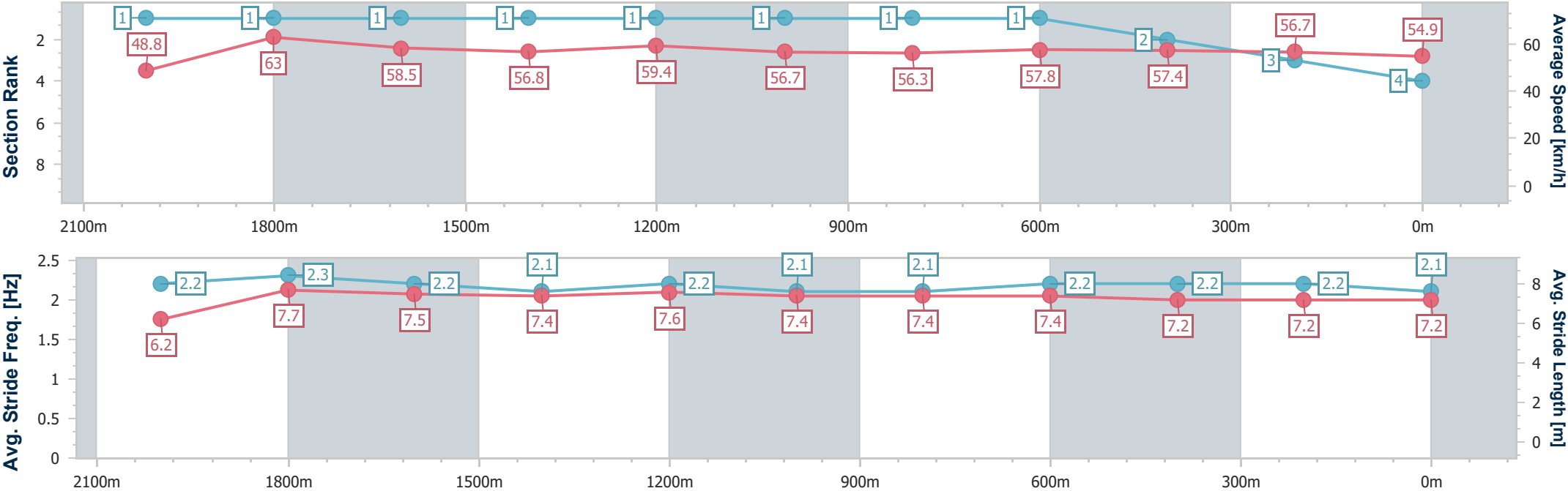
Race 7: LIVING TURF BENCHMARK 65 Handicap - 2210m

31 July 2025 - 15:15

Track Rating: Soft 6, Weather: Fine, Rail Position: +10m Entire



Section	Overall	2000m	1800m	1600m	1400m	1200m	1000m	800m	600m	400m	200m		
Section Times	2:19.68 [4] (0:15.52)	2:04.16 [1] (0:11.43)	1:52.73 [1] (0:12.05)	1:40.68 [1] (0:12.63)	1:28.05 [1] (0:11.99)	1:16.06 [1] (0:12.66)	1:03.40 [1] (0:12.76)	0:50.64 [1] (0:12.44)	0:38.20 [1] (0:12.49)	0:25.71 [2] (0:12.58)	0:13.13 [3] (0:13.13)		
Average Speed [km/h]	48.8	63.0	58.5	56.8	59.4	56.7	56.3	57.8	57.4	56.7	54.9		
Top Speed [km/h]	62.0	63.9	61.6	61.0	61.7	57.2	57.3	58.5	57.7	57.6	56.1		
Avg. Dist. to Rail [m]	3.1	0.8	2.5	3.1	2.7	0.5	0.2	0.7	1.1	1.6	0.8		
Avg. Stride Freq. [Hz]	2.2	2.3	2.2	2.1	2.2	2.1	2.1	2.2	2.2	2.2	2.1		
Avg. Stride Length [m]	6.2	7.7	7.5	7.4	7.6	7.4	7.4	7.4	7.2	7.2	7.2		





Horse/Jockey Name	Giddy Gan's Joy
Final Rank	5
Fastest Section Time (Section)	0:11.55 (2000m)
Top Speed [km/h] (Section)	63.1 (2000m)
Race State	Finished



IpswichProfessional

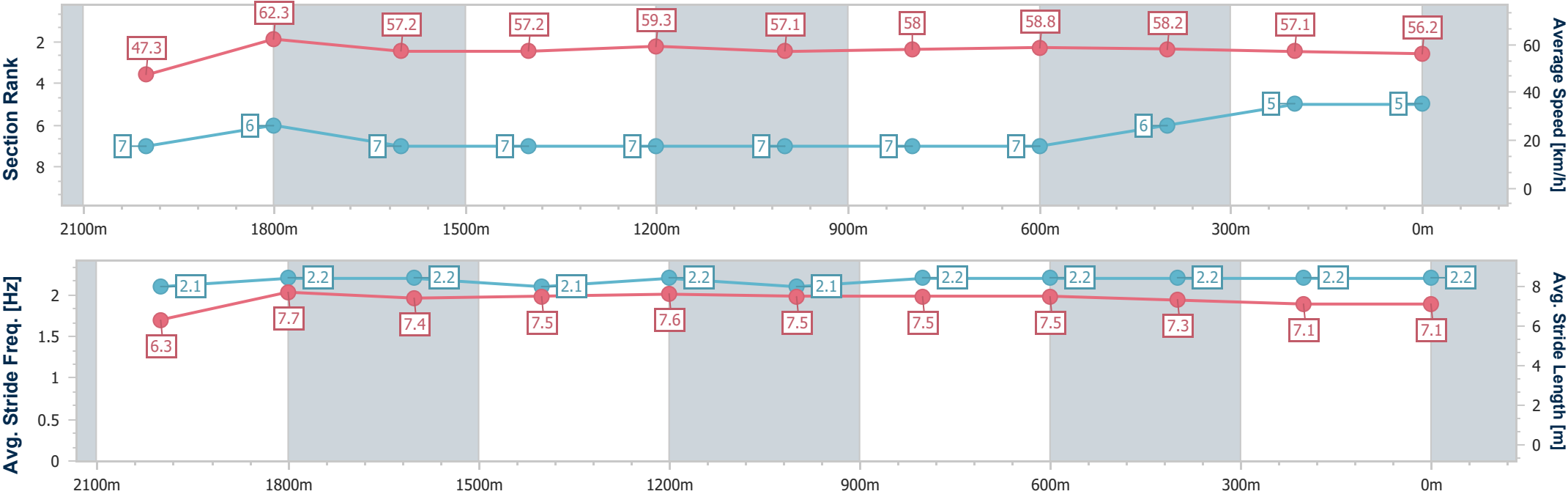
Race 7: LIVING TURF BENCHMARK 65 Handicap - 2210m

31 July 2025 - 15:15

Track Rating: Soft 6, Weather: Fine, Rail Position: +10m Entire



Section	Overall	2000m	1800m	1600m	1400m	1200m	1000m	800m	600m	400m	200m		
Section Times	2:19.92 [5] (0:16.01)	2:03.91 [7] (0:11.55)	1:52.36 [6] (0:12.54)	1:39.82 [7] (0:12.56)	1:27.26 [7] (0:12.08)	1:15.18 [7] (0:12.65)	1:02.53 [7] (0:12.42)	0:50.11 [7] (0:12.34)	0:37.77 [7] (0:12.38)	0:25.39 [6] (0:12.61)	0:12.78 [5] (0:12.78)		
Average Speed [km/h]	47.3	62.3	57.2	57.2	59.3	57.1	58.0	58.8	58.2	57.1	56.2		
Top Speed [km/h]	62.5	63.1	59.5	58.0	60.1	59.0	59.0	59.9	58.9	57.6	57.0		
Avg. Dist. to Rail [m]	2.0	0.5	0.6	1.6	1.6	1.0	0.9	1.2	0.5	0.7	1.2		
Avg. Stride Freq. [Hz]	2.1	2.2	2.2	2.1	2.2	2.1	2.2	2.2	2.2	2.2	2.2		
Avg. Stride Length [m]	6.3	7.7	7.4	7.5	7.6	7.5	7.5	7.5	7.3	7.1	7.1		



- [ ] Ranking at each section and finish
- .-.- No data available at this section
- NA No data available



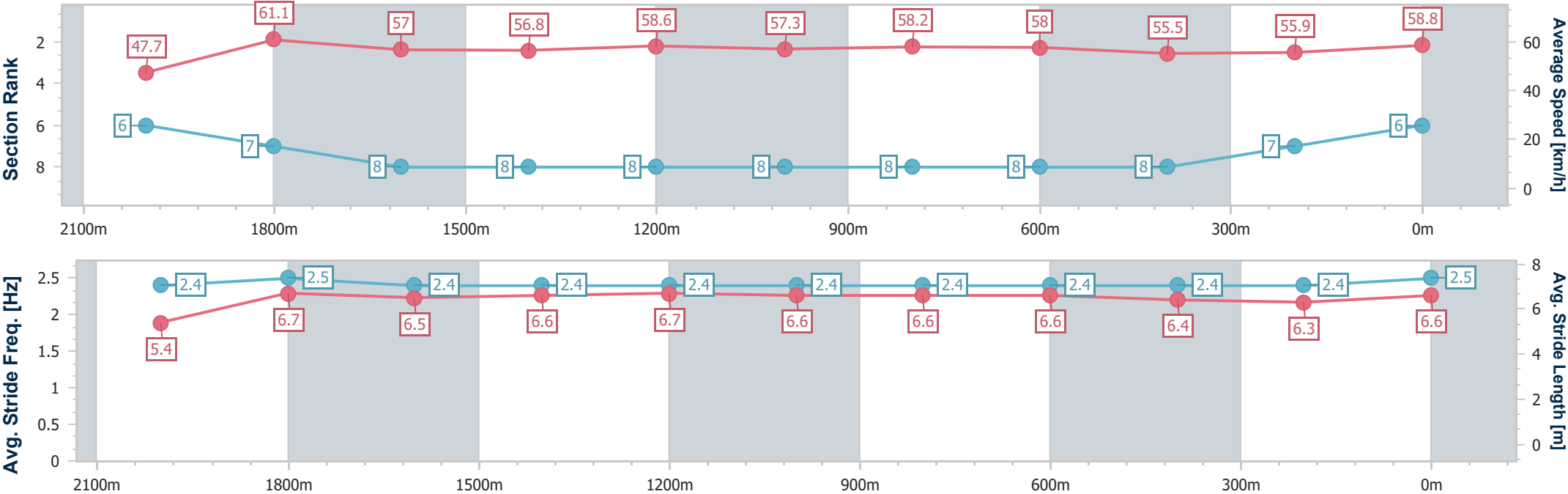
Horse/Jockey Name	Sly Corner
Final Rank	6
Fastest Section Time (Section)	0:11.74 (2000m)
Top Speed [km/h] (Section)	62.7 (2000m)
Race State	Finished



IpswichProfessional  
Race 7: LIVING TURF BENCHMARK 65 Handicap - 2210m  
31 July 2025 - 15:15  
Track Rating: Soft 6, Weather: Fine, Rail Position: +10m Entire



Section	Overall	2000m	1800m	1600m	1400m	1200m	1000m	800m	600m	400m	200m		
Section Times	2:20.14 [6] (0:15.91)	2:04.23 [6] (0:11.74)	1:52.49 [7] (0:12.50)	1:39.99 [8] (0:12.65)	1:27.34 [8] (0:12.15)	1:15.19 [8] (0:12.52)	1:02.67 [8] (0:12.37)	0:50.30 [8] (0:12.36)	0:37.94 [8] (0:12.88)	0:25.06 [8] (0:12.81)	0:12.25 [7] (0:12.25)		
Average Speed [km/h]	47.7	61.1	57.0	56.8	58.6	57.3	58.2	58.0	55.5	55.9	58.8		
Top Speed [km/h]	62.5	62.7	57.9	57.8	60.0	58.3	59.2	58.7	58.0	60.2	60.4		
Avg. Dist. to Rail [m]	1.1	0.4	1.4	2.8	2.6	0.6	0.3	0.9	1.5	1.3	1.5		
Avg. Stride Freq. [Hz]	2.4	2.5	2.4	2.4	2.4	2.4	2.4	2.4	2.4	2.4	2.5		
Avg. Stride Length [m]	5.4	6.7	6.5	6.6	6.7	6.6	6.6	6.6	6.4	6.3	6.6		



- [ ] Ranking at each section and finish
- .-.- No data available at this section
- NA No data available



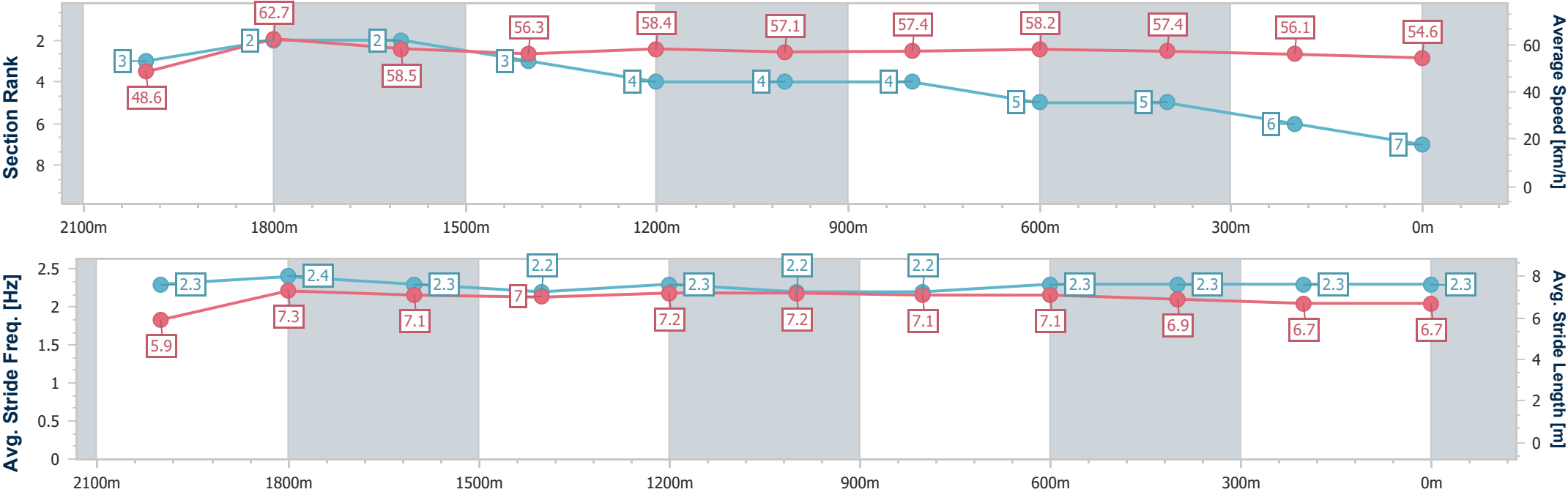
Horse/Jockey Name	Nippa's Nightcap
Final Rank	7
Fastest Section Time (Section)	0:11.44 (2000m)
Top Speed [km/h] (Section)	64.3 (2000m)
Race State	Finished



IpswichProfessional  
Race 7: LIVING TURF BENCHMARK 65 Handicap - 2210m  
31 July 2025 - 15:15  
Track Rating: Soft 6, Weather: Fine, Rail Position: +10m Entire



Section	Overall	2000m	1800m	1600m	1400m	1200m	1000m	800m	600m	400m	200m		
Section Times	2:20.59 [7] (0:15.60)	2:04.99 [3] (0:11.44)	1:53.55 [2] (0:12.14)	1:41.41 [2] (0:12.79)	1:28.62 [3] (0:12.23)	1:16.39 [4] (0:12.67)	1:03.72 [4] (0:12.60)	0:51.12 [4] (0:12.49)	0:38.63 [5] (0:12.57)	0:26.06 [5] (0:12.89)	0:13.17 [6] (0:13.17)		
Average Speed [km/h]	48.6	62.7	58.5	56.3	58.4	57.1	57.4	58.2	57.4	56.1	54.6		
Top Speed [km/h]	63.6	64.3	60.7	57.5	59.5	57.7	57.8	58.4	58.0	57.3	56.1		
Avg. Dist. to Rail [m]	5.0	1.1	1.8	2.6	1.4	0.8	1.9	1.8	1.2	1.5	1.8		
Avg. Stride Freq. [Hz]	2.3	2.4	2.3	2.2	2.3	2.2	2.2	2.3	2.3	2.3	2.3		
Avg. Stride Length [m]	5.9	7.3	7.1	7.0	7.2	7.2	7.1	7.1	6.9	6.7	6.7		





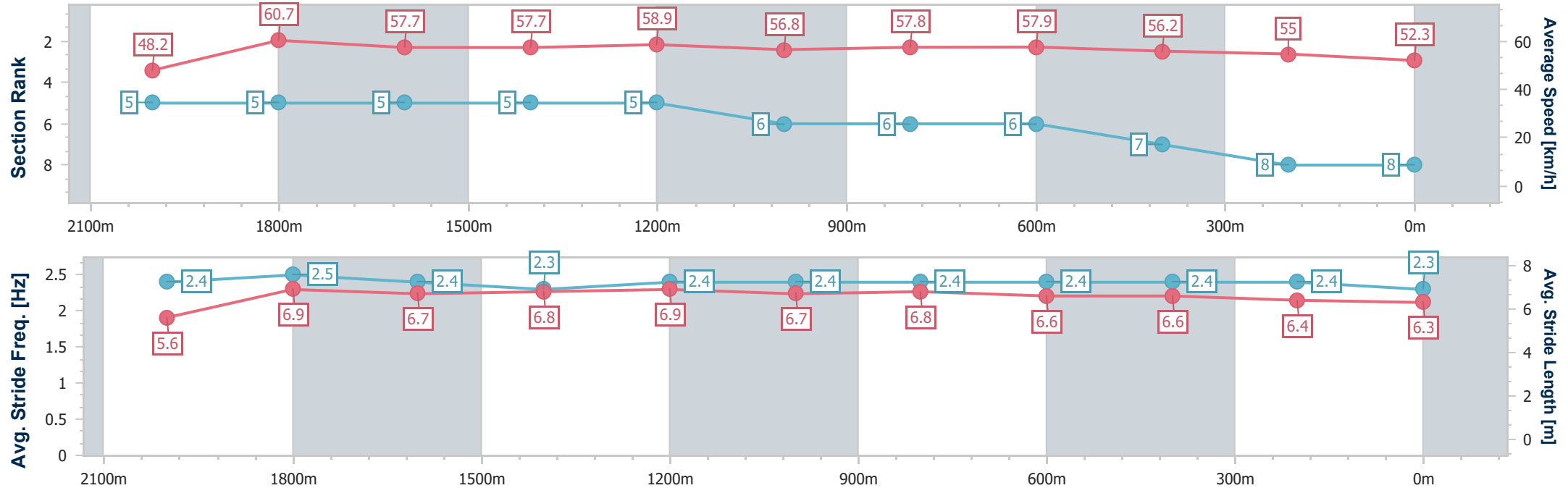
Horse/Jockey Name	Kovanos
Final Rank	8
Fastest Section Time (Section)	0:11.83 (2000m)
Top Speed [km/h] (Section)	62.1 (2000m)
Race State	Finished



IpswichProfessional  
Race 7: LIVING TURF BENCHMARK 65 Handicap - 2210m  
31 July 2025 - 15:15  
Track Rating: Soft 6, Weather: Fine, Rail Position: +10m Entire



Section	Overall	2000m	1800m	1600m	1400m	1200m	1000m	800m	600m	400m	200m		
Section Times	2:21.66 [8] (0:15.68)	2:05.98 [5] (0:11.83)	1:54.15 [5] (0:12.33)	1:41.82 [5] (0:12.48)	1:29.34 [5] (0:12.15)	1:17.19 [5] (0:12.68)	1:04.51 [6] (0:12.50)	0:52.01 [6] (0:12.45)	0:39.56 [6] (0:12.75)	0:26.81 [7] (0:13.08)	0:13.73 [8] (0:13.73)		
Average Speed [km/h]	48.2	60.7	57.7	57.7	58.9	56.8	57.8	57.9	56.2	55.0	52.3		
Top Speed [km/h]	61.4	62.1	58.5	58.9	59.6	58.1	58.5	58.6	58.0	56.5	57.3		
Avg. Dist. to Rail [m]	1.9	1.1	1.6	2.0	1.4	0.8	1.0	0.5	0.9	0.9	1.2		
Avg. Stride Freq. [Hz]	2.4	2.5	2.4	2.3	2.4	2.4	2.4	2.4	2.4	2.4	2.3		
Avg. Stride Length [m]	5.6	6.9	6.7	6.8	6.9	6.7	6.8	6.6	6.6	6.4	6.3		





IpswichProfessional  
Race 8: THE IPSWICH TRIBUNE QTIS Three-Year-Old BENCHMARK 70  
Handicap - 1200m  
31 July 2025 - 15:56



Track Rating: Soft 6, Weather: Fine, Rail Position: +10m Entire

Section							Overall	1000m	800m	600m	400m	200m	Last 600m		
Field Times							1:11.68 (0:13.68)	0:58.00 (0:10.98)	0:47.02 (0:11.46)	0:35.56 (0:11.72)	0:23.84 (0:11.97)	0:11.87 (0:11.87)	0:35.56		
Rank	TAB	Horse/Jockey	Barrier	Top Speed [km/h]	Fastest Section									Margin	Distance Travelled [m]
1	2	JOPPA LANE	3	67.5	0:11.04	1:11.68 [1]	0:57.70 [5]	0:46.66 [4]	0:35.31 [4]	0:23.61 [4]	0:11.84 [2]	1:11.68	0:35.31		
		Damien Thornton		Overall	1000m	(0:13.98)	(0:11.04)	(0:11.35)	(0:11.70)	(0:11.77)	(0:11.84)				
2	6	DIAMOND EPIC	9	65.8	0:11.19	1:12.00 [2]	0:57.87 [7]	0:46.68 [7]	0:35.28 [7]	0:23.66 [6]	0:11.72 [7]	1.88L	0:35.28	+0	
		Cobi Vitler		1000m	1000m	(0:14.13)	(0:11.19)	(0:11.40)	(0:11.62)	(0:11.94)	(0:11.72)				
3	7	ALLY	6	65.7	0:11.19	1:12.00 [3]	0:58.15 [3]	0:46.96 [5]	0:35.52 [5]	0:23.75 [5]	0:11.90 [4]	1.9L	0:35.52	+5	
		Kyle Wilson-Taylor		1000m	1000m	(0:13.85)	(0:11.19)	(0:11.44)	(0:11.77)	(0:11.85)	(0:11.90)				
4	14	IN GREAT SPIRIT	2	66.0	0:11.09	1:12.01 [4]	0:57.70 [9]	0:46.61 [8]	0:35.26 [8]	0:23.50 [8]	0:11.93 [3]	1.96L	0:35.26	-5	
		Micheal Hellyer		1000m	1000m	(0:14.31)	(0:11.09)	(0:11.35)	(0:11.76)	(0:11.57)	(0:11.93)				
5	1	GRAMMAR LAD	7	67.8	0:10.98	1:12.13 [5]	0:58.45 [1]	0:47.47 [1]	0:36.01 [1]	0:24.29 [1]	0:12.32 [1]	2.65L	0:36.01	+2	
		Cejay Graham		Overall	1000m	(0:13.68)	(0:10.98)	(0:11.46)	(0:11.72)	(0:11.97)	(0:12.32)				
6	12	SCRUFFY	1	65.3	0:11.11	1:12.27 [6]	0:57.74 [10]	0:46.63 [10]	0:35.32 [10]	0:23.61 [10]	0:11.73 [9]	3.51L	0:35.32	-2	
		Kelsey Lenton		1000m	1000m	(0:14.53)	(0:11.11)	(0:11.31)	(0:11.71)	(0:11.88)	(0:11.73)				
7	13	WANTSOMEMOREOFIT	4	65.7	0:11.14	1:12.38 [7]	0:58.33 [6]	0:47.19 [6]	0:35.75 [6]	0:24.00 [7]	0:12.02 [8]	4.13L	0:35.75	+1	
		Georgina Cartwright		1000m	1000m	(0:14.05)	(0:11.14)	(0:11.44)	(0:11.75)	(0:11.98)	(0:12.02)				
8	9	AVIOR	10	67.0	0:10.92	1:12.72 [8]	0:58.78 [4]	0:47.86 [3]	0:36.47 [3]	0:24.66 [3]	0:12.47 [5]	6.15L	0:36.47	+4	
		Sean Cormack		1000m	1000m	(0:13.94)	(0:10.92)	(0:11.39)	(0:11.81)	(0:12.19)	(0:12.47)				
9	10	AZAFRAN	5	65.4	0:11.33	1:13.13 [9]	0:58.98 [8]	0:47.65 [9]	0:36.23 [9]	0:24.57 [9]	0:12.43 [10]	8.55L	0:36.23	+0	
		Tahlia Fenlon		800m	1000m	(0:14.15)	(0:11.33)	(0:11.42)	(0:11.66)	(0:12.14)	(0:12.43)				
10	4	WHAT A DOOZY	8	67.8	0:11.03	1:13.49 [10]	0:59.80 [2]	0:48.77 [2]	0:37.32 [2]	0:25.49 [2]	0:13.24 [6]	10.63L	0:37.32	+4	
		Les Tilley		1000m	1000m	(0:13.69)	(0:11.03)	(0:11.45)	(0:11.83)	(0:12.25)	(0:13.24)				

Scratched: Arabian Rose (#11), Joy A Plenty (#8), Aquatier (#5), Fireforce (#3)

Report Created: Thu 31 July 2025 16:33 GMT+10 (Note: Timing is based on position data)

Page 1/11

[ ] Ranking at each section and finish  
-:-:- No data available at this section  
NA No data available

SCN Saddle cloth number  
DNF Did not finish  
DNT Did not track

data processed by  TRIPLESDATA



Horse/Jockey Name	Joppa Lane
Final Rank	1
Fastest Section Time (Section)	0:11.04 (1000m)
Top Speed [km/h] (Section)	67.5 (Overall)
Race State	Finished



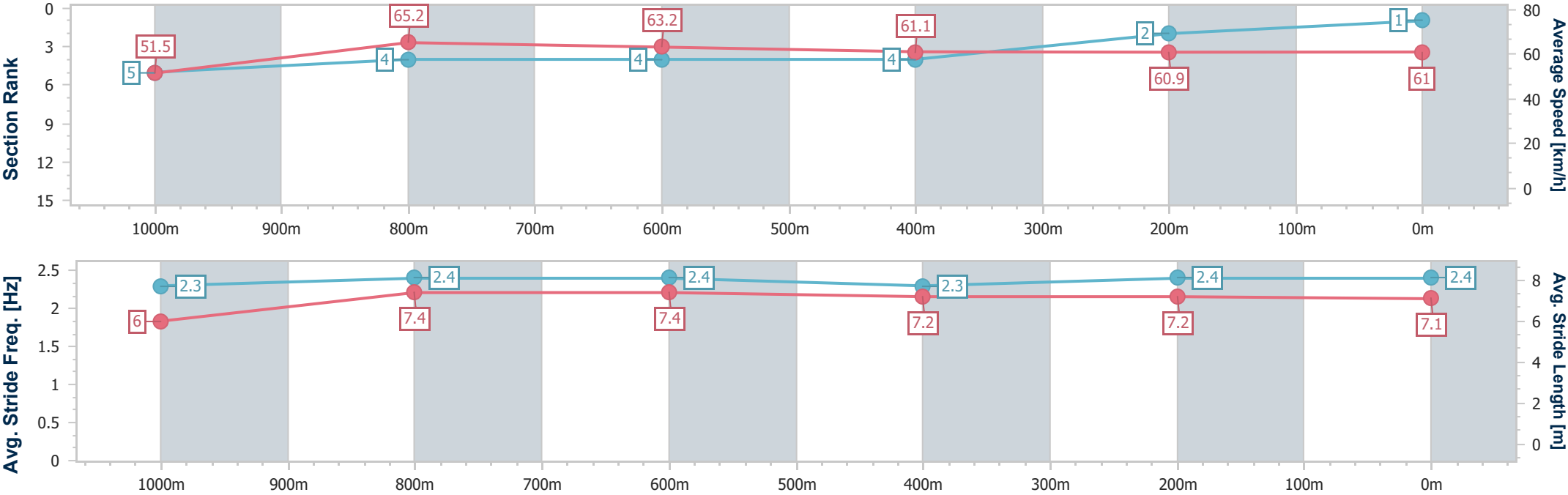
IpswichProfessional  
Race 8: THE IPSWICH TRIBUNE QTIS Three-Year-Old  
BENCHMARK 70 Handicap - 1200m



31 July 2025 - 15:56

Track Rating: Soft 6, Weather: Fine, Rail Position: +10m Entire

Section	Overall	1000m	800m	600m	400m	200m							
Section Times	1:11.68 [1] (0:13.98)	0:57.70 [5] (0:11.04)	0:46.66 [4] (0:11.35)	0:35.31 [4] (0:11.70)	0:23.61 [4] (0:11.77)	0:11.84 [2] (0:11.84)							
Average Speed [km/h]	51.5	65.2	63.2	61.1	60.9	61.0							
Top Speed [km/h]	67.5	65.9	63.8	62.5	63.2	62.9							
Avg. Dist. to Rail [m]	1.3	0.3	1.0	1.3	0.8	0.1							
Avg. Stride Freq. [Hz]	2.3	2.4	2.4	2.3	2.4	2.4							
Avg. Stride Length [m]	6.0	7.4	7.4	7.2	7.2	7.1							



- [ ] Ranking at each section and finish
- .-.- No data available at this section
- NA No data available





Horse/Jockey Name	Diamond Epic
Final Rank	2
Fastest Section Time (Section)	0:11.19 (1000m)
Top Speed [km/h] (Section)	65.8 (1000m)
Race State	Finished



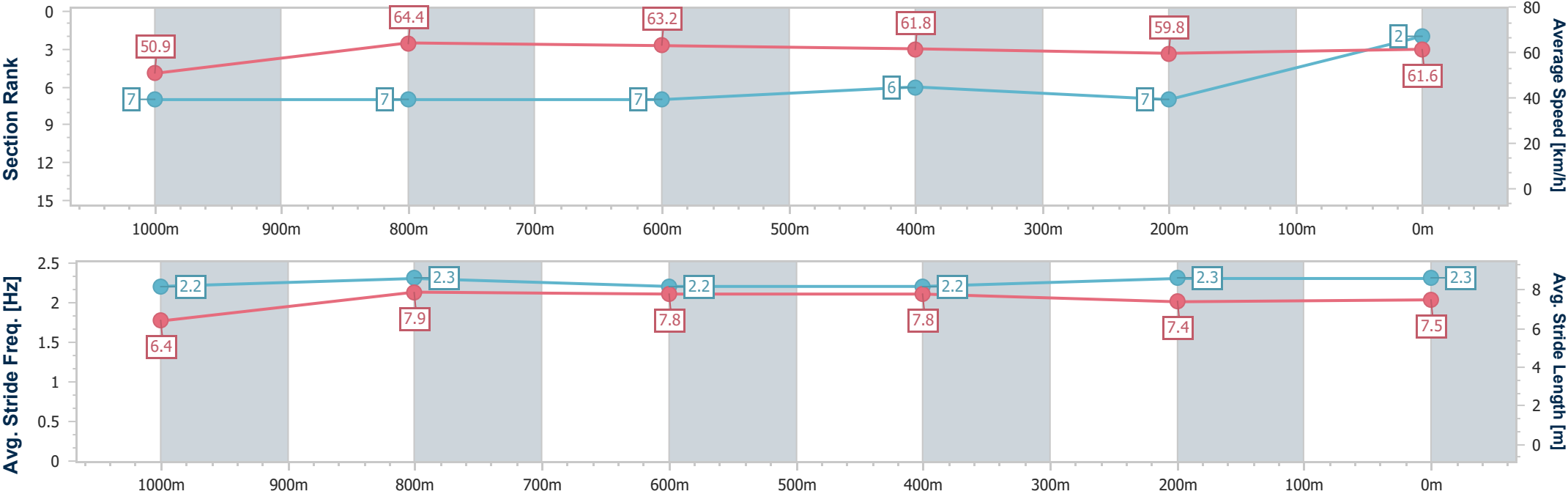
IpswichProfessional  
Race 8: THE IPSWICH TRIBUNE QTIS Three-Year-Old  
BENCHMARK 70 Handicap - 1200m



31 July 2025 - 15:56

Track Rating: Soft 6, Weather: Fine, Rail Position: +10m Entire

Section	Overall	1000m	800m	600m	400m	200m							
Section Times	1:12.00 [2] (0:14.13)	0:57.87 [7] (0:11.19)	0:46.68 [7] (0:11.40)	0:35.28 [7] (0:11.62)	0:23.66 [6] (0:11.94)	0:11.72 [7] (0:11.72)							
Average Speed [km/h]	50.9	64.4	63.2	61.8	59.8	61.6							
Top Speed [km/h]	65.7	65.8	63.6	63.6	61.2	62.7							
Avg. Dist. to Rail [m]	5.3	0.5	0.4	0.8	1.8	4.3							
Avg. Stride Freq. [Hz]	2.2	2.3	2.2	2.2	2.3	2.3							
Avg. Stride Length [m]	6.4	7.9	7.8	7.8	7.4	7.5							





Horse/Jockey Name	Ally
Final Rank	3
Fastest Section Time (Section)	0:11.19 (1000m)
Top Speed [km/h] (Section)	65.7 (1000m)
Race State	Finished



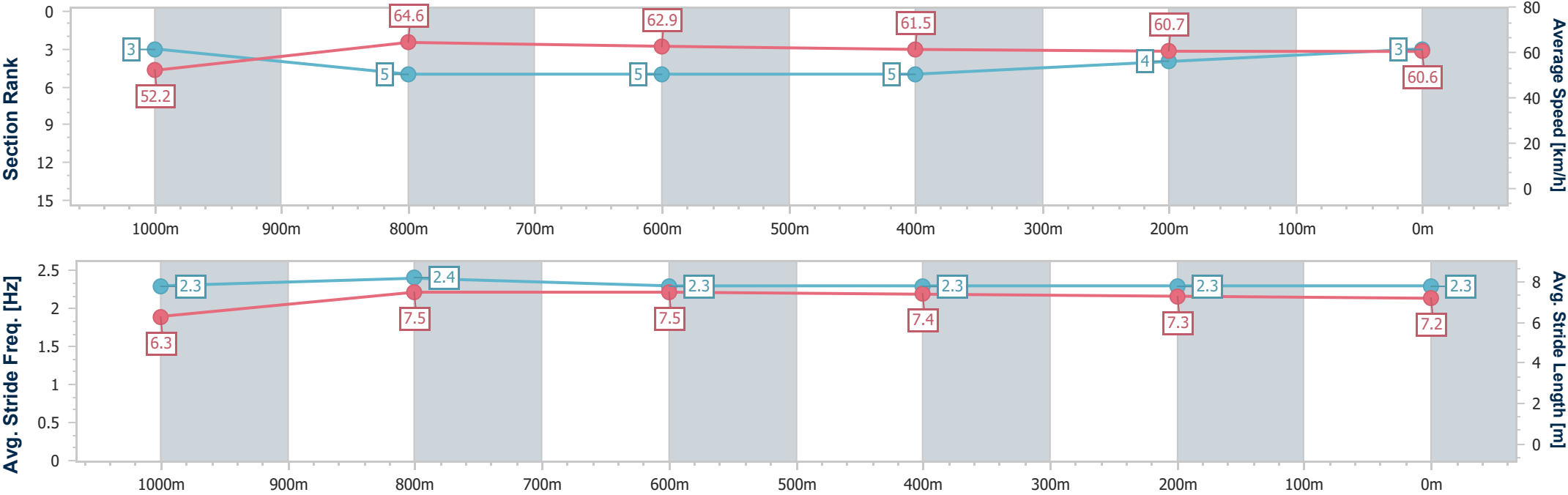
IpswichProfessional  
Race 8: THE IPSWICH TRIBUNE QTIS Three-Year-Old  
BENCHMARK 70 Handicap - 1200m



31 July 2025 - 15:56

Track Rating: Soft 6, Weather: Fine, Rail Position: +10m Entire

Section	Overall	1000m	800m	600m	400m	200m							
Section Times	1:12.00 [3] (0:13.85)	0:58.15 [3] (0:11.19)	0:46.96 [5] (0:11.44)	0:35.52 [5] (0:11.77)	0:23.75 [5] (0:11.85)	0:11.90 [4] (0:11.90)							
Average Speed [km/h]	52.2	64.6	62.9	61.5	60.7	60.6							
Top Speed [km/h]	65.0	65.7	64.5	62.6	63.0	62.6							
Avg. Dist. to Rail [m]	3.5	1.1	0.9	0.9	0.5	1.0							
Avg. Stride Freq. [Hz]	2.3	2.4	2.3	2.3	2.3	2.3							
Avg. Stride Length [m]	6.3	7.5	7.5	7.4	7.3	7.2							





Horse/Jockey Name	In Great Spirit
Final Rank	4
Fastest Section Time (Section)	0:11.09 (1000m)
Top Speed [km/h] (Section)	66.0 (1000m)
Race State	Finished



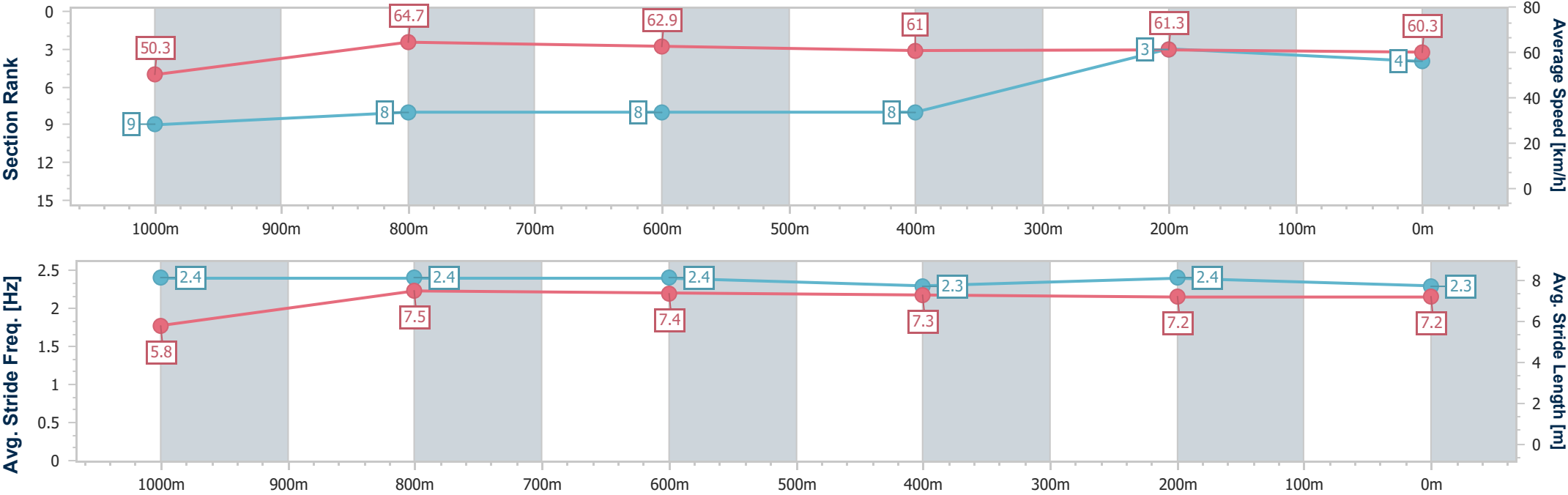
IpswichProfessional  
Race 8: THE IPSWICH TRIBUNE QTIS Three-Year-Old  
BENCHMARK 70 Handicap - 1200m



31 July 2025 - 15:56

Track Rating: Soft 6, Weather: Fine, Rail Position: +10m Entire

Section	Overall	1000m	800m	600m	400m	200m							
Section Times	1:12.01 [4] (0:14.31)	0:57.70 [9] (0:11.09)	0:46.61 [8] (0:11.35)	0:35.26 [8] (0:11.76)	0:23.50 [8] (0:11.57)	0:11.93 [3] (0:11.93)							
Average Speed [km/h]	50.3	64.7	62.9	61.0	61.3	60.3							
Top Speed [km/h]	65.5	66.0	64.3	62.5	62.6	62.1							
Avg. Dist. to Rail [m]	0.8	1.2	1.6	2.0	3.1	0.9							
Avg. Stride Freq. [Hz]	2.4	2.4	2.4	2.3	2.4	2.3							
Avg. Stride Length [m]	5.8	7.5	7.4	7.3	7.2	7.2							



- [ ] Ranking at each section and finish
- .-.- No data available at this section
- NA No data available



Horse/Jockey Name	Grammar Lad
Final Rank	5
Fastest Section Time (Section)	0:10.98 (1000m)
Top Speed [km/h] (Section)	67.8 (Overall)
Race State	Finished



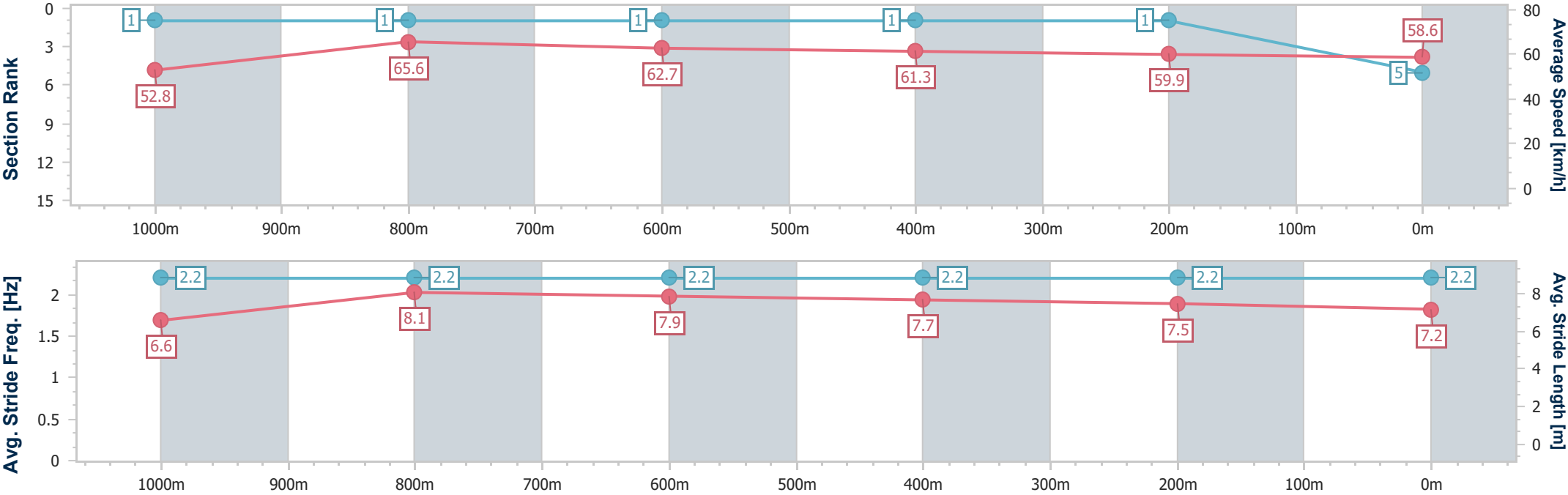
IpswichProfessional  
Race 8: THE IPSWICH TRIBUNE QTIS Three-Year-Old  
BENCHMARK 70 Handicap - 1200m



31 July 2025 - 15:56

Track Rating: Soft 6, Weather: Fine, Rail Position: +10m Entire

Section	Overall	1000m	800m	600m	400m	200m							
Section Times	1:12.13 [5] (0:13.68)	0:58.45 [1] (0:10.98)	0:47.47 [1] (0:11.46)	0:36.01 [1] (0:11.72)	0:24.29 [1] (0:11.97)	0:12.32 [1] (0:12.32)							
Average Speed [km/h]	52.8	65.6	62.7	61.3	59.9	58.6							
Top Speed [km/h]	67.8	67.5	63.9	61.9	61.8	60.7							
Avg. Dist. to Rail [m]	4.8	0.7	0.1	0.5	0.7	1.2							
Avg. Stride Freq. [Hz]	2.2	2.2	2.2	2.2	2.2	2.2							
Avg. Stride Length [m]	6.6	8.1	7.9	7.7	7.5	7.2							





Horse/Jockey Name	Scruffy
Final Rank	6
Fastest Section Time (Section)	0:11.11 (1000m)
Top Speed [km/h] (Section)	65.3 (1000m)
Race State	Finished



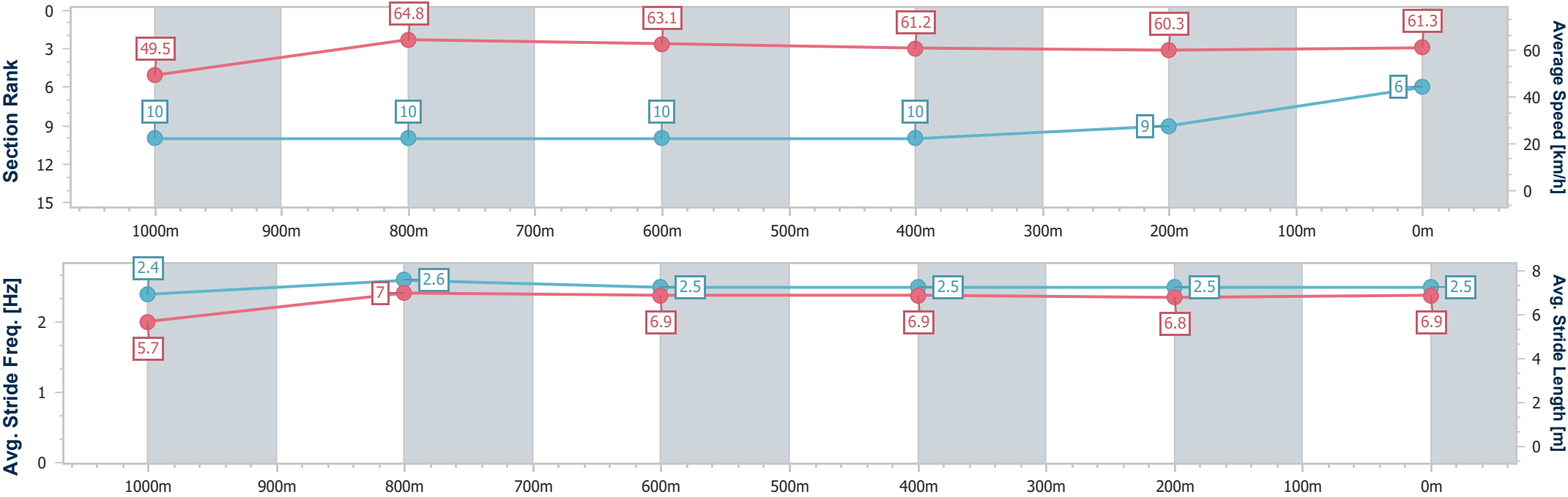
IpswichProfessional  
Race 8: THE IPSWICH TRIBUNE QTIS Three-Year-Old  
BENCHMARK 70 Handicap - 1200m



31 July 2025 - 15:56

Track Rating: Soft 6, Weather: Fine, Rail Position: +10m Entire

Section	Overall	1000m	800m	600m	400m	200m							
Section Times	1:12.27 [6] (0:14.53)	0:57.74 [10] (0:11.11)	0:46.63 [10] (0:11.31)	0:35.32 [10] (0:11.71)	0:23.61 [10] (0:11.88)	0:11.73 [9] (0:11.73)							
Average Speed [km/h]	49.5	64.8	63.1	61.2	60.3	61.3							
Top Speed [km/h]	65.1	65.3	64.7	64.2	61.3	62.7							
Avg. Dist. to Rail [m]	0.6	0.7	1.5	1.6	1.6	0.7							
Avg. Stride Freq. [Hz]	2.4	2.6	2.5	2.5	2.5	2.5							
Avg. Stride Length [m]	5.7	7.0	6.9	6.9	6.8	6.9							





Horse/Jockey Name	Wantsomemoreofit
Final Rank	7
Fastest Section Time (Section)	0:11.14 (1000m)
Top Speed [km/h] (Section)	65.7 (1000m)
Race State	Finished



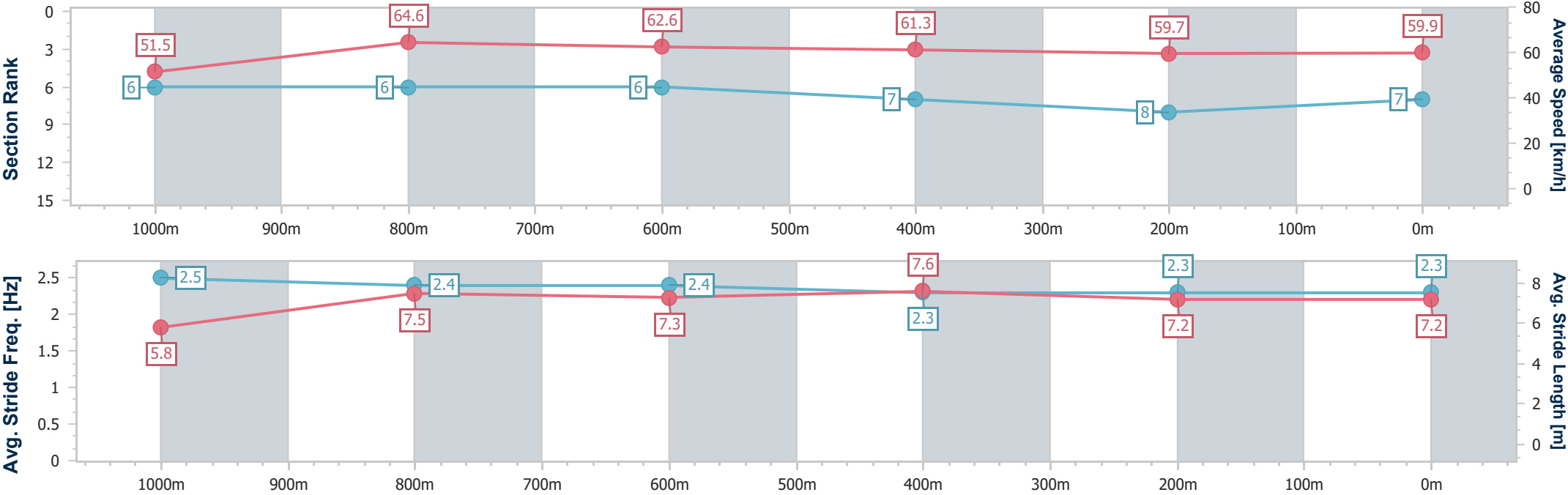
IpswichProfessional  
Race 8: THE IPSWICH TRIBUNE QTIS Three-Year-Old  
BENCHMARK 70 Handicap - 1200m



31 July 2025 - 15:56

Track Rating: Soft 6, Weather: Fine, Rail Position: +10m Entire

Section	Overall	1000m	800m	600m	400m	200m							
Section Times	1:12.38 [7] (0:14.05)	0:58.33 [6] (0:11.14)	0:47.19 [6] (0:11.44)	0:35.75 [6] (0:11.75)	0:24.00 [7] (0:11.98)	0:12.02 [8] (0:12.02)							
Average Speed [km/h]	51.5	64.6	62.6	61.3	59.7	59.9							
Top Speed [km/h]	64.8	65.7	63.7	62.0	61.6	61.6							
Avg. Dist. to Rail [m]	2.0	0.4	0.6	0.5	1.0	0.5							
Avg. Stride Freq. [Hz]	2.5	2.4	2.4	2.3	2.3	2.3							
Avg. Stride Length [m]	5.8	7.5	7.3	7.6	7.2	7.2							





Horse/Jockey Name	Avior
Final Rank	8
Fastest Section Time (Section)	0:10.92 (1000m)
Top Speed [km/h] (Section)	67.0 (1000m)
Race State	Finished



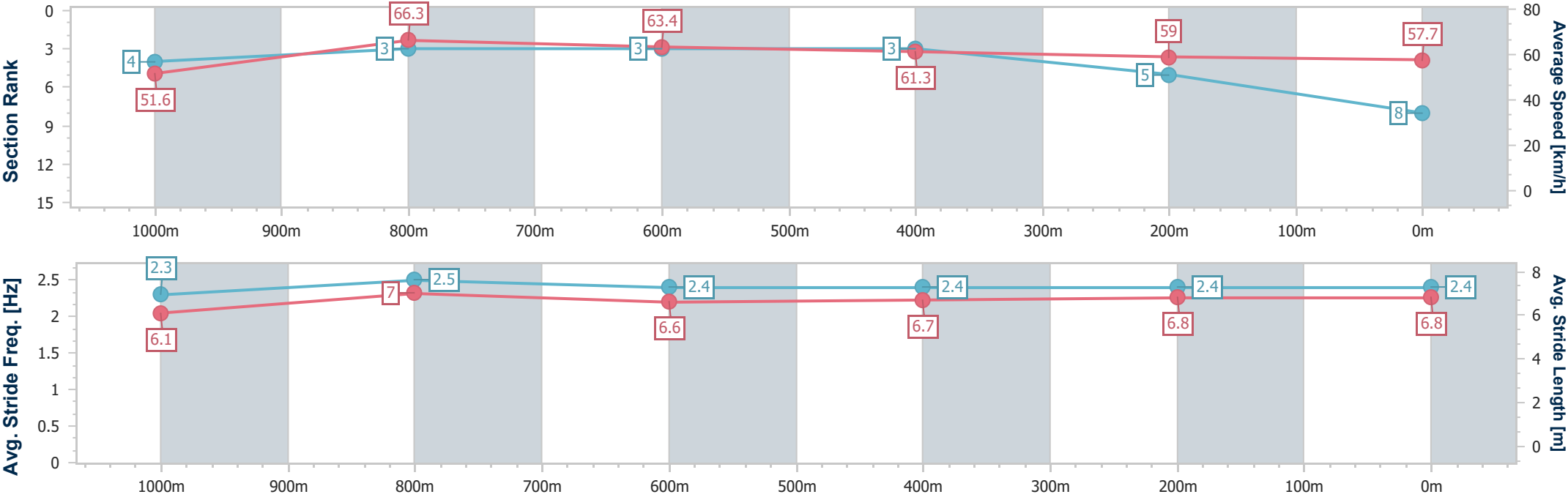
IpswichProfessional  
Race 8: THE IPSWICH TRIBUNE QTIS Three-Year-Old  
BENCHMARK 70 Handicap - 1200m



31 July 2025 - 15:56

Track Rating: Soft 6, Weather: Fine, Rail Position: +10m Entire

Section	Overall	1000m	800m	600m	400m	200m							
Section Times	1:12.72 [8] (0:13.94)	0:58.78 [4] (0:10.92)	0:47.86 [3] (0:11.39)	0:36.47 [3] (0:11.81)	0:24.66 [3] (0:12.19)	0:12.47 [5] (0:12.47)							
Average Speed [km/h]	51.6	66.3	63.4	61.3	59.0	57.7							
Top Speed [km/h]	66.5	67.0	64.0	62.2	60.1	59.4							
Avg. Dist. to Rail [m]	7.2	2.0	0.9	0.4	1.4	2.9							
Avg. Stride Freq. [Hz]	2.3	2.5	2.4	2.4	2.4	2.4							
Avg. Stride Length [m]	6.1	7.0	6.6	6.7	6.8	6.8							





Horse/Jockey Name	Azafran
Final Rank	9
Fastest Section Time (Section)	0:11.33 (1000m)
Top Speed [km/h] (Section)	65.4 (800m)
Race State	Finished



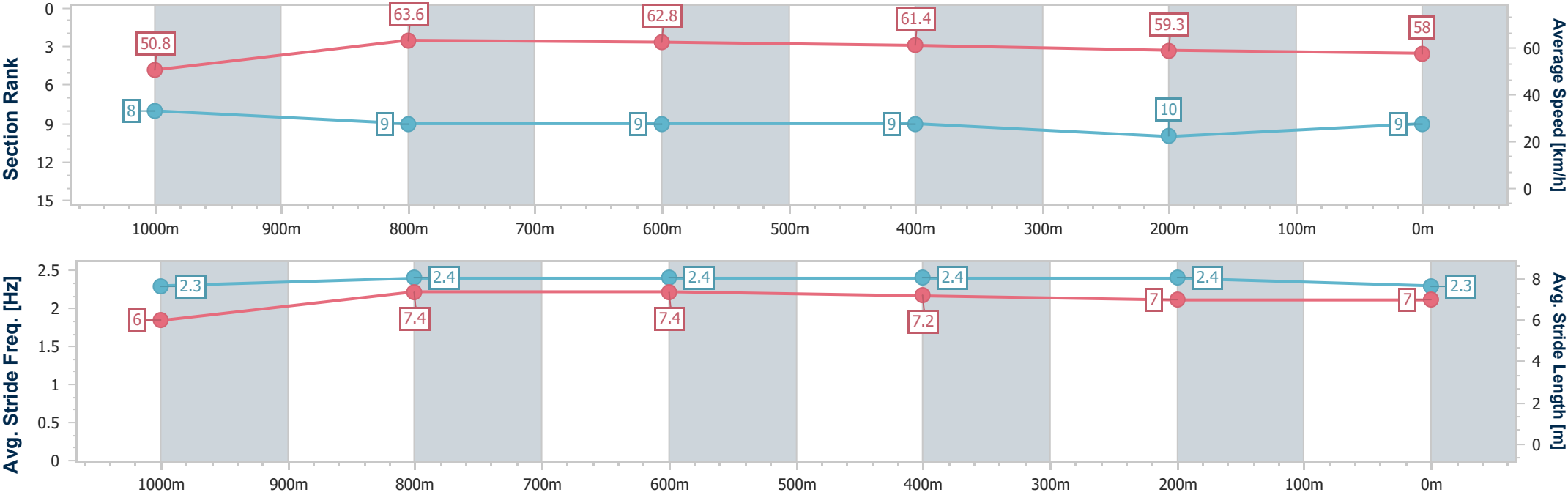
IpswichProfessional  
Race 8: THE IPSWICH TRIBUNE QTIS Three-Year-Old  
BENCHMARK 70 Handicap - 1200m



31 July 2025 - 15:56

Track Rating: Soft 6, Weather: Fine, Rail Position: +10m Entire

Section	Overall	1000m	800m	600m	400m	200m							
Section Times	1:13.13 [9] (0:14.15)	0:58.98 [8] (0:11.33)	0:47.65 [9] (0:11.42)	0:36.23 [9] (0:11.66)	0:24.57 [9] (0:12.14)	0:12.43 [10] (0:12.43)							
Average Speed [km/h]	50.8	63.6	62.8	61.4	59.3	58.0							
Top Speed [km/h]	64.8	64.8	65.4	63.0	60.7	59.2							
Avg. Dist. to Rail [m]	3.4	0.7	1.2	1.0	1.0	2.9							
Avg. Stride Freq. [Hz]	2.3	2.4	2.4	2.4	2.4	2.3							
Avg. Stride Length [m]	6.0	7.4	7.4	7.2	7.0	7.0							







Horse/Jockey Name	What A Doozy
Final Rank	10
Fastest Section Time (Section)	0:11.03 (1000m)
Top Speed [km/h] (Section)	67.8 (1000m)
Race State	Finished



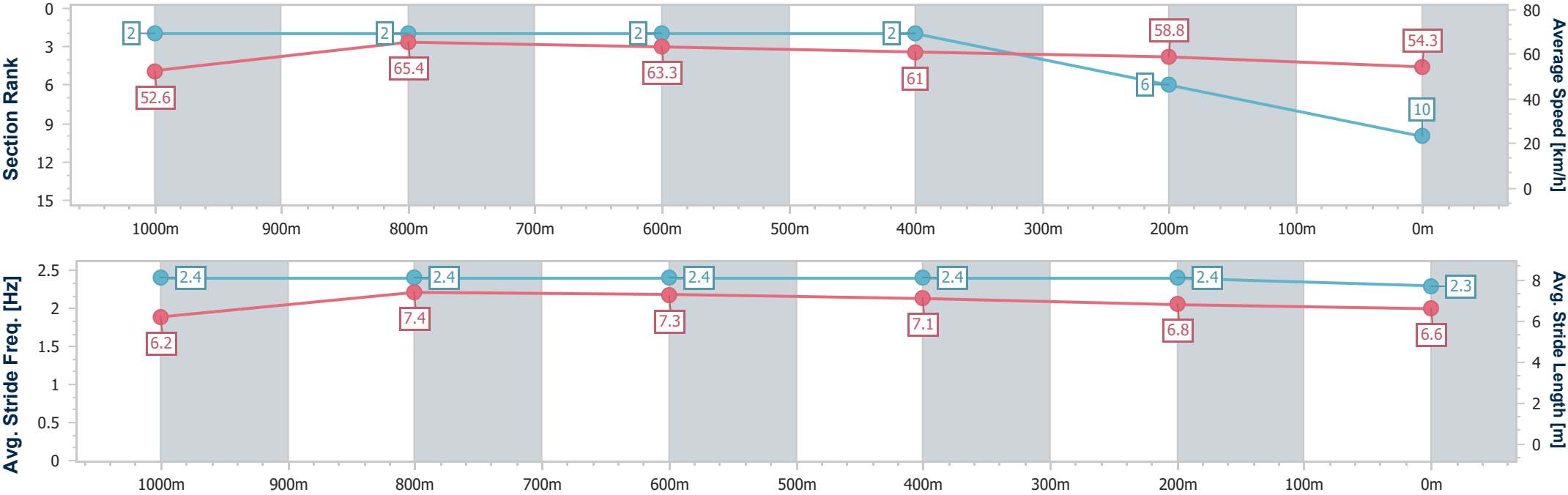
IpswichProfessional  
Race 8: THE IPSWICH TRIBUNE QTIS Three-Year-Old  
BENCHMARK 70 Handicap - 1200m



31 July 2025 - 15:56

Track Rating: Soft 6, Weather: Fine, Rail Position: +10m Entire

Section	Overall	1000m	800m	600m	400m	200m							
Section Times	1:13.49 [10] (0:13.69)	0:59.80 [2] (0:11.03)	0:48.77 [2] (0:11.45)	0:37.32 [2] (0:11.83)	0:25.49 [2] (0:12.25)	0:13.24 [6] (0:13.24)							
Average Speed [km/h]	52.6	65.4	63.3	61.0	58.8	54.3							
Top Speed [km/h]	67.7	67.8	64.3	62.4	60.3	57.6							
Avg. Dist. to Rail [m]	6.0	1.6	1.1	0.6	1.4	3.1							
Avg. Stride Freq. [Hz]	2.4	2.4	2.4	2.4	2.4	2.3							
Avg. Stride Length [m]	6.2	7.4	7.3	7.1	6.8	6.6							





# IpswichProfessional

## Race 9: GORDON'S GIN BENCHMARK 65 Handicap - 1100m

31 July 2025 - 16:35



Track Rating: Soft 6, Weather: Fine, Rail Position: +10m Entire

Section						Overall	1000m	800m	600m	400m	200m	Last 600m				
Field Times						1:05.86 (0:08.26)	0:57.60 (0:10.74)	0:46.86 (0:10.88)	0:35.98 (0:11.53)	0:24.45 (0:12.16)	0:12.29 (0:12.29)	0:35.98				
Rank	TAB	Horse/Jockey	Barrier	Top Speed [km/h]	Fastest Section									Margin	Distance Travelled [m]	
1	6	ARALETTA	1	66.0	0:08.53	1:05.86 [1]	0:57.33 [6]	0:46.27 [6]	0:35.10 [5]	0:23.66 [5]	0:11.95 [2]	1:05.86	0:35.10			
		Jag Guthmann-Chester		1000m	Overall	(0:08.53)	(0:11.06)	(0:11.17)	(0:11.44)	(0:11.71)	(0:11.95)					
2	7	MACHINE HEAD	7	69.5	0:08.31	1:05.95 [2]	0:57.64 [2]	0:46.93 [2]	0:36.07 [1]	0:24.54 [1]	0:12.38 [1]	0.52L	0:36.07	+4		
		Cejay Graham		1000m	Overall	(0:08.31)	(0:10.71)	(0:10.86)	(0:11.53)	(0:12.16)	(0:12.38)					
3	9	RUSTIC TZAR	3	67.2	0:08.39	1:06.28 [3]	0:57.89 [3]	0:46.95 [3]	0:35.86 [3]	0:24.25 [3]	0:12.32 [3]	2.45L	0:35.86	+3		
		Andrew Mallyon		1000m	Overall	(0:08.39)	(0:10.94)	(0:11.09)	(0:11.61)	(0:11.93)	(0:12.32)					
4	13	LAVONI	8	66.7	0:08.77	1:06.34 [4]	0:57.57 [8]	0:46.55 [7]	0:35.34 [8]	0:23.77 [9]	0:12.15 [6]	2.85L	0:35.34	+2		
		Georgina Cartwright		1000m	Overall	(0:08.77)	(0:11.02)	(0:11.21)	(0:11.57)	(0:11.62)	(0:12.15)					
5	8	NAVILLUS HELLFIRE	2	65.3	0:08.83	1:06.36 [5]	0:57.53 [9]	0:46.38 [9]	0:35.31 [9]	0:23.89 [7]	0:12.15 [7]	2.96L	0:35.31	+0		
		Olivia Kendal		1000m	Overall	(0:08.83)	(0:11.15)	(0:11.07)	(0:11.42)	(0:11.74)	(0:12.15)					
6	3	BLACK MINTO	4	66.7	0:08.42	1:06.61 [6]	0:58.19 [4]	0:47.25 [4]	0:36.05 [4]	0:24.54 [4]	0:12.52 [4]	4.44L	0:36.05	+1		
		Kyle Wilson-Taylor		1000m	Overall	(0:08.42)	(0:10.94)	(0:11.20)	(0:11.51)	(0:12.02)	(0:12.52)					
7	14	ROCKBARTON FASHION	6	66.6	0:08.49	1:06.66 [7]	0:58.17 [5]	0:47.14 [5]	0:35.75 [6]	0:24.20 [6]	0:12.36 [8]	4.69L	0:35.75	+4		
		Jade Metcalfe		1000m	Overall	(0:08.49)	(0:11.03)	(0:11.39)	(0:11.55)	(0:11.84)	(0:12.36)					
8	2	KAVAK	9	66.6	0:08.67	1:06.74 [8]	0:58.07 [7]	0:46.92 [8]	0:35.77 [7]	0:24.18 [8]	0:12.12 [9]	5.2L	0:35.77	+8		
		Tiffani Brooker		1000m	Overall	(0:08.67)	(0:11.15)	(0:11.15)	(0:11.59)	(0:12.06)	(0:12.12)					
9	4	ZATANNA	5	68.7	0:08.26	1:07.12 [9]	0:58.86 [1]	0:48.12 [1]	0:37.05 [2]	0:25.46 [2]	0:12.96 [5]	7.45L	0:37.05	+1		
		Luke Dempsey		1000m	Overall	(0:08.26)	(0:10.74)	(0:11.07)	(0:11.59)	(0:12.50)	(0:12.96)					

Scratched: Gaylord (#11), Bold Julius (#1), A Touch From Fayt (#5), Deep Tiara (#10), Miss Helmut (#12)



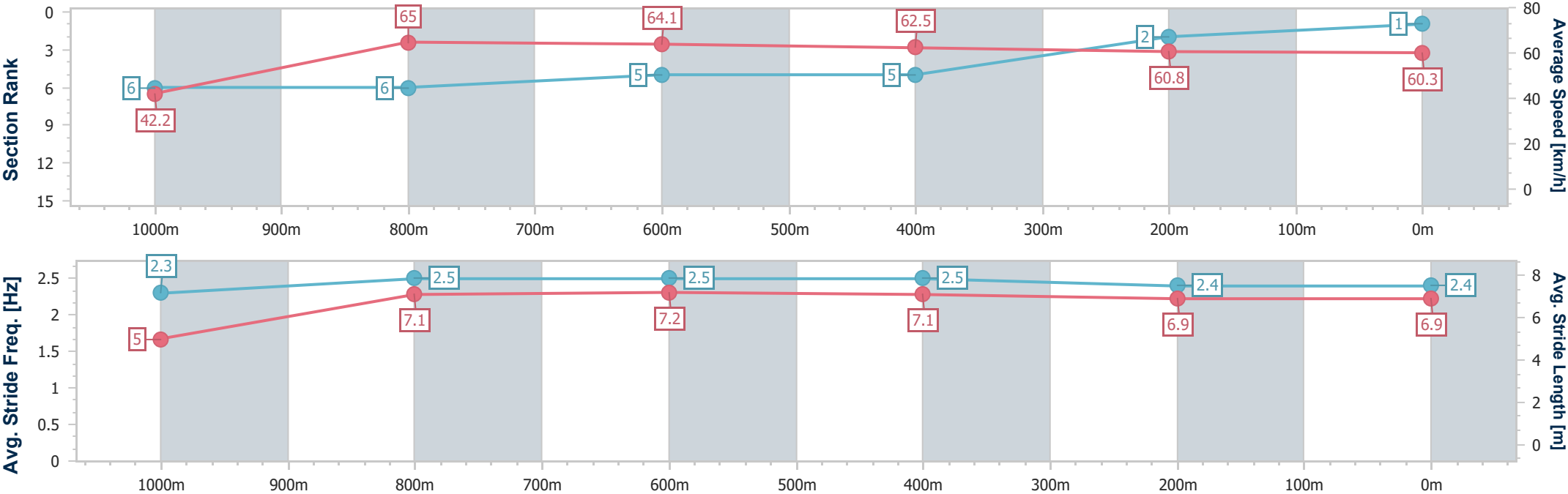
Horse/Jockey Name	Araletta
Final Rank	1
Fastest Section Time (Section)	0:08.53 (Overall)
Top Speed [km/h] (Section)	66.0 (1000m)
Race State	Finished



IpswichProfessional  
Race 9: GORDON'S GIN BENCHMARK 65 Handicap - 1100m  
31 July 2025 - 16:35  
Track Rating: Soft 6, Weather: Fine, Rail Position: +10m Entire



Section	Overall	1000m	800m	600m	400m	200m							
Section Times	1:05.86 [1] (0:08.53)	0:57.33 [6] (0:11.06)	0:46.27 [6] (0:11.17)	0:35.10 [5] (0:11.44)	0:23.66 [5] (0:11.71)	0:11.95 [2] (0:11.95)							
Average Speed [km/h]	42.2	65.0	64.1	62.5	60.8	60.3							
Top Speed [km/h]	61.9	66.0	65.3	64.6	62.2	62.2							
Avg. Dist. to Rail [m]	1.6	0.3	0.8	1.7	2.6	2.6							
Avg. Stride Freq. [Hz]	2.3	2.5	2.5	2.5	2.4	2.4							
Avg. Stride Length [m]	5.0	7.1	7.2	7.1	6.9	6.9							





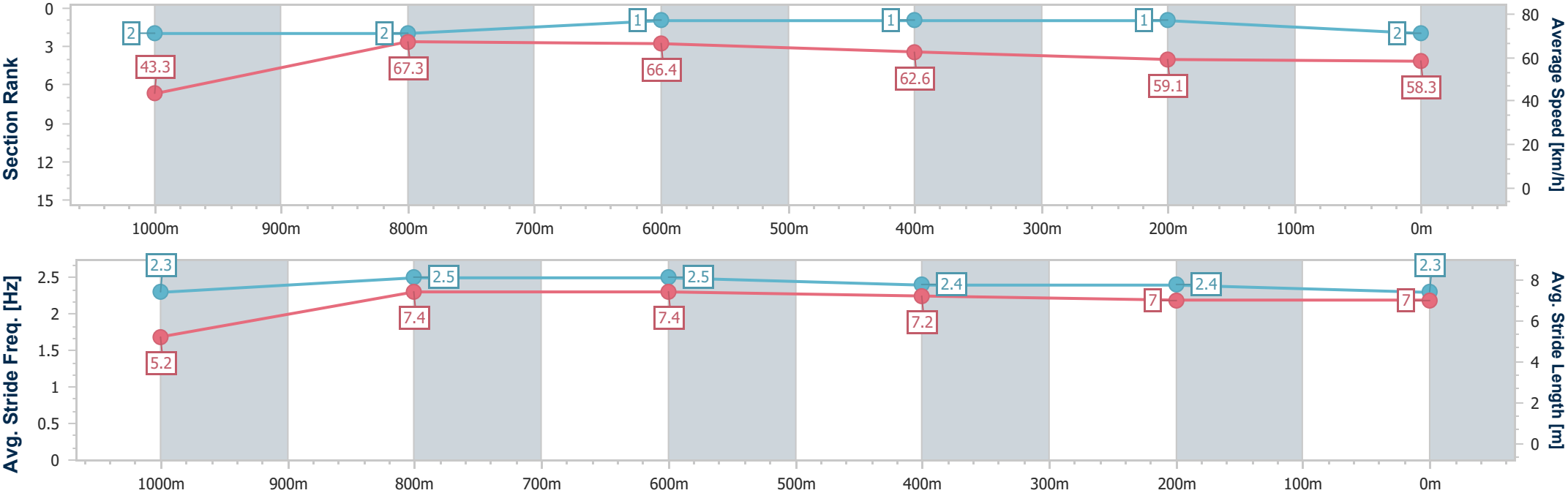
Horse/Jockey Name	Machine Head
Final Rank	2
Fastest Section Time (Section)	0:08.31 (Overall)
Top Speed [km/h] (Section)	69.5 (1000m)
Race State	Finished



IpswichProfessional  
Race 9: GORDON'S GIN BENCHMARK 65 Handicap - 1100m  
31 July 2025 - 16:35  
Track Rating: Soft 6, Weather: Fine, Rail Position: +10m Entire



Section	Overall	1000m	800m	600m	400m	200m							
Section Times	1:05.95 [2] (0:08.31)	0:57.64 [2] (0:10.71)	0:46.93 [2] (0:10.86)	0:36.07 [1] (0:11.53)	0:24.54 [1] (0:12.16)	0:12.38 [1] (0:12.38)							
Average Speed [km/h]	43.3	67.3	66.4	62.6	59.1	58.3							
Top Speed [km/h]	62.9	69.5	67.2	66.2	60.1	59.4							
Avg. Dist. to Rail [m]	7.3	2.2	0.2	0.9	0.6	0.7							
Avg. Stride Freq. [Hz]	2.3	2.5	2.5	2.4	2.4	2.3							
Avg. Stride Length [m]	5.2	7.4	7.4	7.2	7.0	7.0							





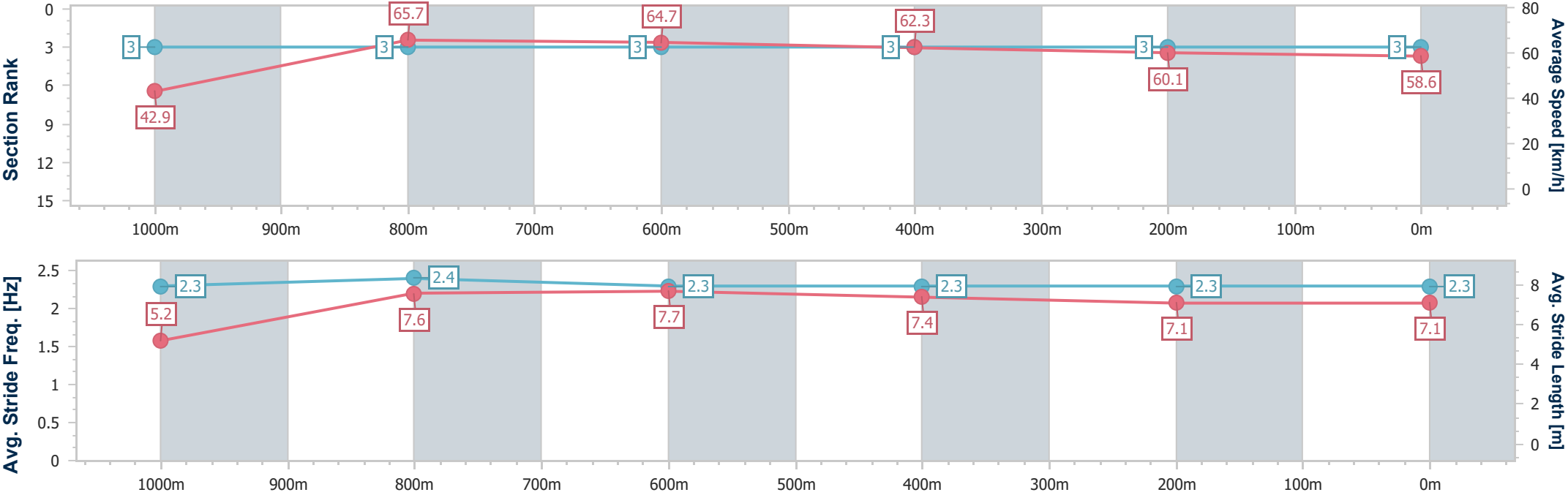
Horse/Jockey Name	Rustic Tzar
Final Rank	3
Fastest Section Time (Section)	0:08.39 (Overall)
Top Speed [km/h] (Section)	67.2 (1000m)
Race State	Finished



IpswichProfessional  
Race 9: GORDON'S GIN BENCHMARK 65 Handicap - 1100m  
31 July 2025 - 16:35  
Track Rating: Soft 6, Weather: Fine, Rail Position: +10m Entire



Section	Overall	1000m	800m	600m	400m	200m							
Section Times	1:06.28 [3] (0:08.39)	0:57.89 [3] (0:10.94)	0:46.95 [3] (0:11.09)	0:35.86 [3] (0:11.61)	0:24.25 [3] (0:11.93)	0:12.32 [3] (0:12.32)							
Average Speed [km/h]	42.9	65.7	64.7	62.3	60.1	58.6							
Top Speed [km/h]	63.3	67.2	65.8	64.0	62.5	60.6							
Avg. Dist. to Rail [m]	3.1	0.5	0.6	0.5	0.4	0.3							
Avg. Stride Freq. [Hz]	2.3	2.4	2.3	2.3	2.3	2.3							
Avg. Stride Length [m]	5.2	7.6	7.7	7.4	7.1	7.1							



[ ] Ranking at each section and finish  
- - - - No data available at this section  
NA No data available



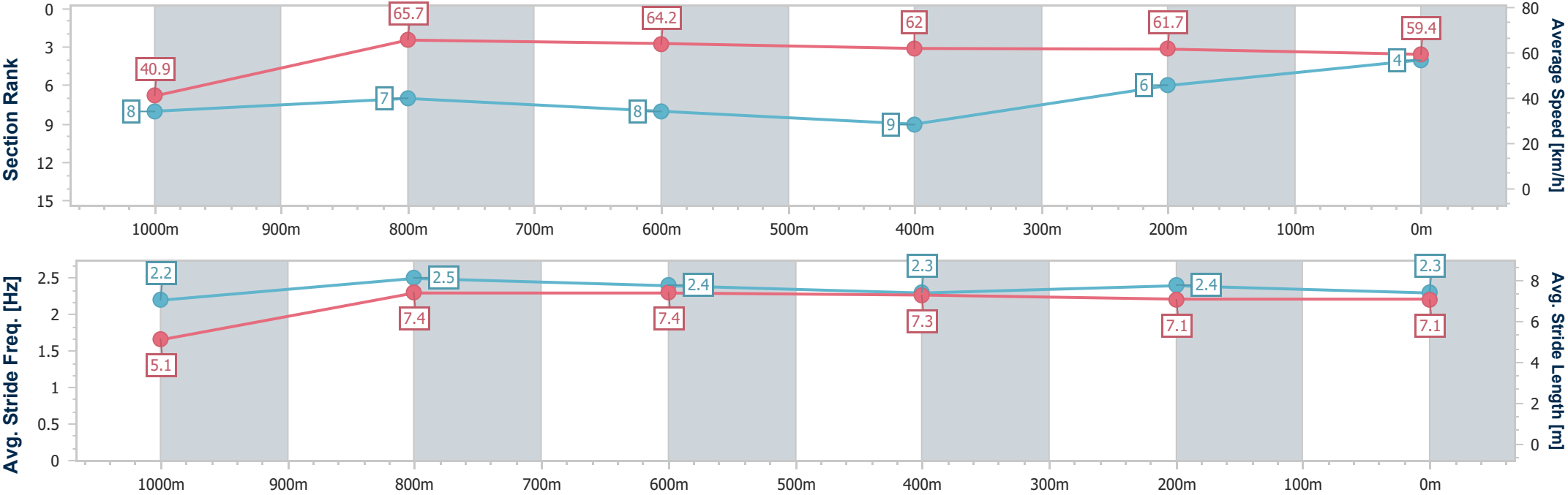
Horse/Jockey Name	Lavoni
Final Rank	4
Fastest Section Time (Section)	0:08.77 (Overall)
Top Speed [km/h] (Section)	66.7 (1000m)
Race State	Finished



IpswichProfessional  
Race 9: GORDON'S GIN BENCHMARK 65 Handicap - 1100m  
31 July 2025 - 16:35  
Track Rating: Soft 6, Weather: Fine, Rail Position: +10m Entire



Section	Overall	1000m	800m	600m	400m	200m							
Section Times	1:06.34 [4] (0:08.77)	0:57.57 [8] (0:11.02)	0:46.55 [7] (0:11.21)	0:35.34 [8] (0:11.57)	0:23.77 [9] (0:11.62)	0:12.15 [6] (0:12.15)							
Average Speed [km/h]	40.9	65.7	64.2	62.0	61.7	59.4							
Top Speed [km/h]	63.6	66.7	65.4	63.2	63.7	61.7							
Avg. Dist. to Rail [m]	6.4	0.7	0.3	0.6	0.4	0.6							
Avg. Stride Freq. [Hz]	2.2	2.5	2.4	2.3	2.4	2.3							
Avg. Stride Length [m]	5.1	7.4	7.4	7.3	7.1	7.1							





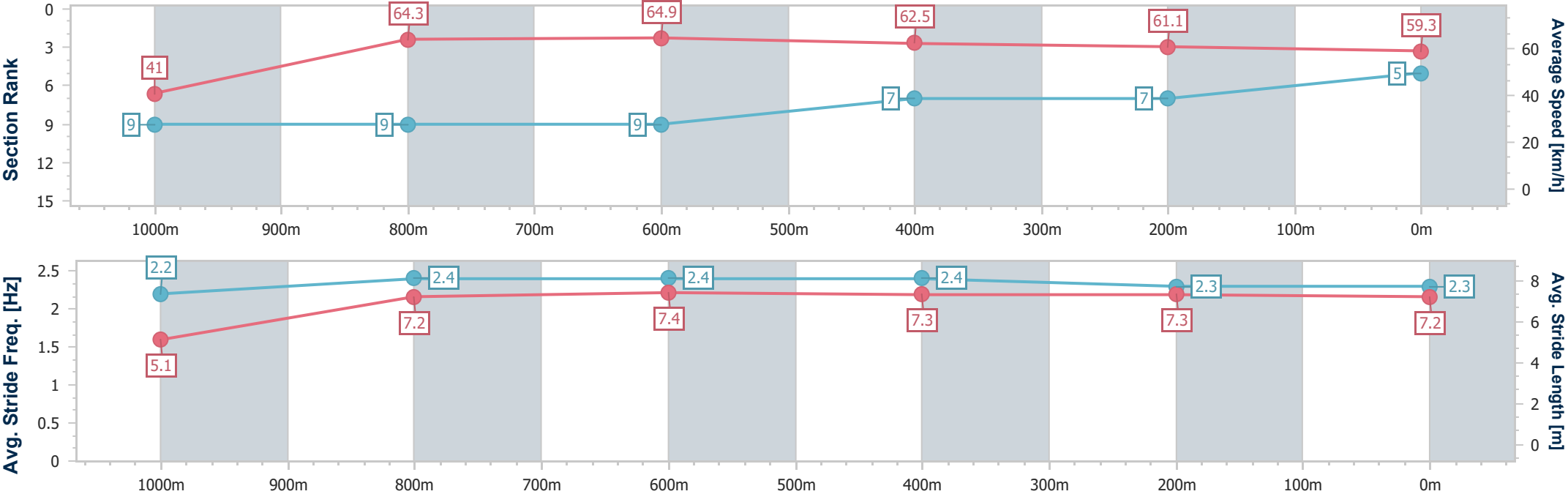
Horse/Jockey Name	Navillus Hellfire
Final Rank	5
Fastest Section Time (Section)	0:08.83 (Overall)
Top Speed [km/h] (Section)	65.3 (1000m)
Race State	Finished



IpswichProfessional  
Race 9: GORDON'S GIN BENCHMARK 65 Handicap - 1100m  
31 July 2025 - 16:35  
Track Rating: Soft 6, Weather: Fine, Rail Position: +10m Entire



Section	Overall	1000m	800m	600m	400m	200m							
Section Times	1:06.36 [5] (0:08.83)	0:57.53 [9] (0:11.15)	0:46.38 [9] (0:11.07)	0:35.31 [9] (0:11.42)	0:23.89 [7] (0:11.74)	0:12.15 [7] (0:12.15)							
Average Speed [km/h]	41.0	64.3	64.9	62.5	61.1	59.3							
Top Speed [km/h]	62.5	65.3	65.2	64.3	62.8	60.5							
Avg. Dist. to Rail [m]	2.3	0.3	0.8	1.3	1.5	1.6							
Avg. Stride Freq. [Hz]	2.2	2.4	2.4	2.4	2.3	2.3							
Avg. Stride Length [m]	5.1	7.2	7.4	7.3	7.3	7.2							





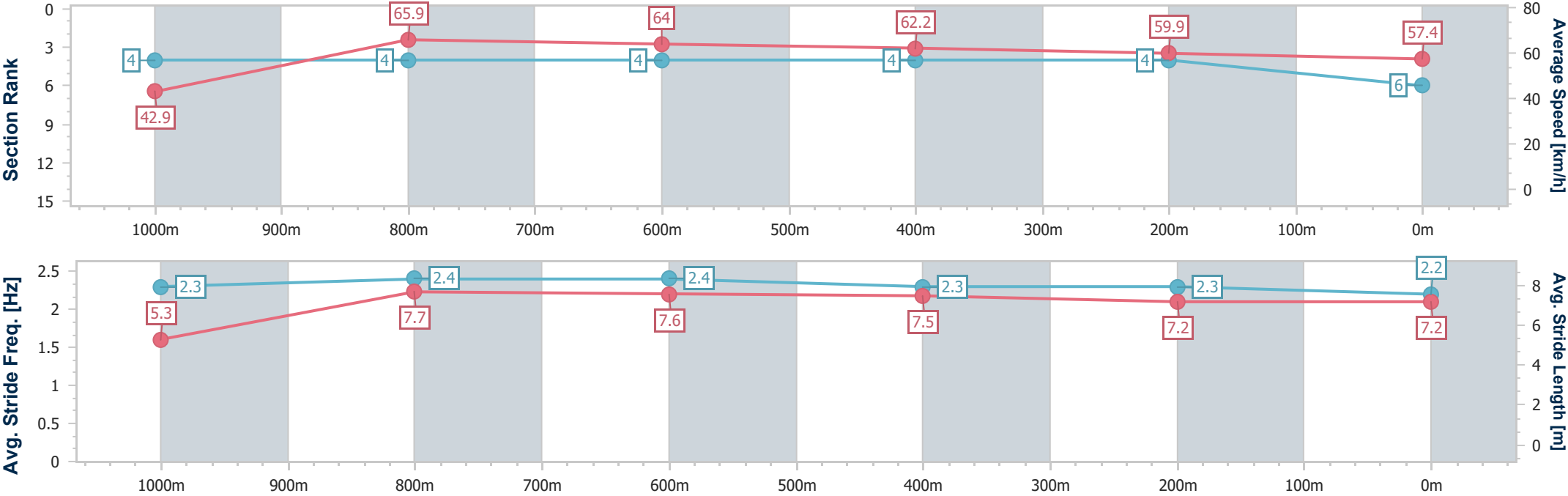
Horse/Jockey Name	Black Minto
Final Rank	6
Fastest Section Time (Section)	0:08.42 (Overall)
Top Speed [km/h] (Section)	66.7 (1000m)
Race State	Finished



IpswichProfessional  
Race 9: GORDON'S GIN BENCHMARK 65 Handicap - 1100m  
31 July 2025 - 16:35  
Track Rating: Soft 6, Weather: Fine, Rail Position: +10m Entire



Section	Overall	1000m	800m	600m	400m	200m							
Section Times	1:06.61 [6] (0:08.42)	0:58.19 [4] (0:10.94)	0:47.25 [4] (0:11.20)	0:36.05 [4] (0:11.51)	0:24.54 [4] (0:12.02)	0:12.52 [4] (0:12.52)							
Average Speed [km/h]	42.9	65.9	64.0	62.2	59.9	57.4							
Top Speed [km/h]	64.9	66.7	65.8	63.5	61.3	59.6							
Avg. Dist. to Rail [m]	3.6	0.2	0.8	1.2	0.7	1.3							
Avg. Stride Freq. [Hz]	2.3	2.4	2.4	2.3	2.3	2.2							
Avg. Stride Length [m]	5.3	7.7	7.6	7.5	7.2	7.2							







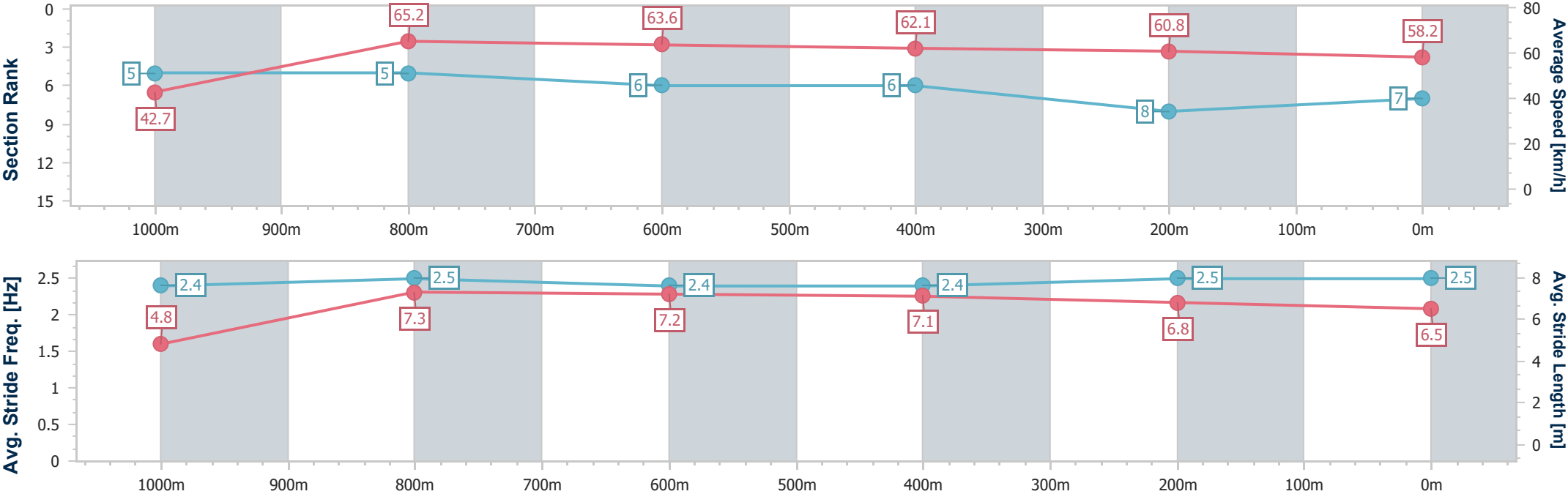
Horse/Jockey Name	Rockbarton Fashion
Final Rank	7
Fastest Section Time (Section)	0:08.49 (Overall)
Top Speed [km/h] (Section)	66.6 (1000m)
Race State	Finished



IpswichProfessional  
Race 9: GORDON'S GIN BENCHMARK 65 Handicap - 1100m  
31 July 2025 - 16:35  
Track Rating: Soft 6, Weather: Fine, Rail Position: +10m Entire



Section	Overall	1000m	800m	600m	400m	200m							
Section Times	1:06.66 [7] (0:08.49)	0:58.17 [5] (0:11.03)	0:47.14 [5] (0:11.39)	0:35.75 [6] (0:11.55)	0:24.20 [6] (0:11.84)	0:12.36 [8] (0:12.36)							
Average Speed [km/h]	42.7	65.2	63.6	62.1	60.8	58.2							
Top Speed [km/h]	63.2	66.6	64.7	63.8	62.2	59.9							
Avg. Dist. to Rail [m]	6.4	0.9	0.8	0.4	0.9	3.3							
Avg. Stride Freq. [Hz]	2.4	2.5	2.4	2.4	2.5	2.5							
Avg. Stride Length [m]	4.8	7.3	7.2	7.1	6.8	6.5							





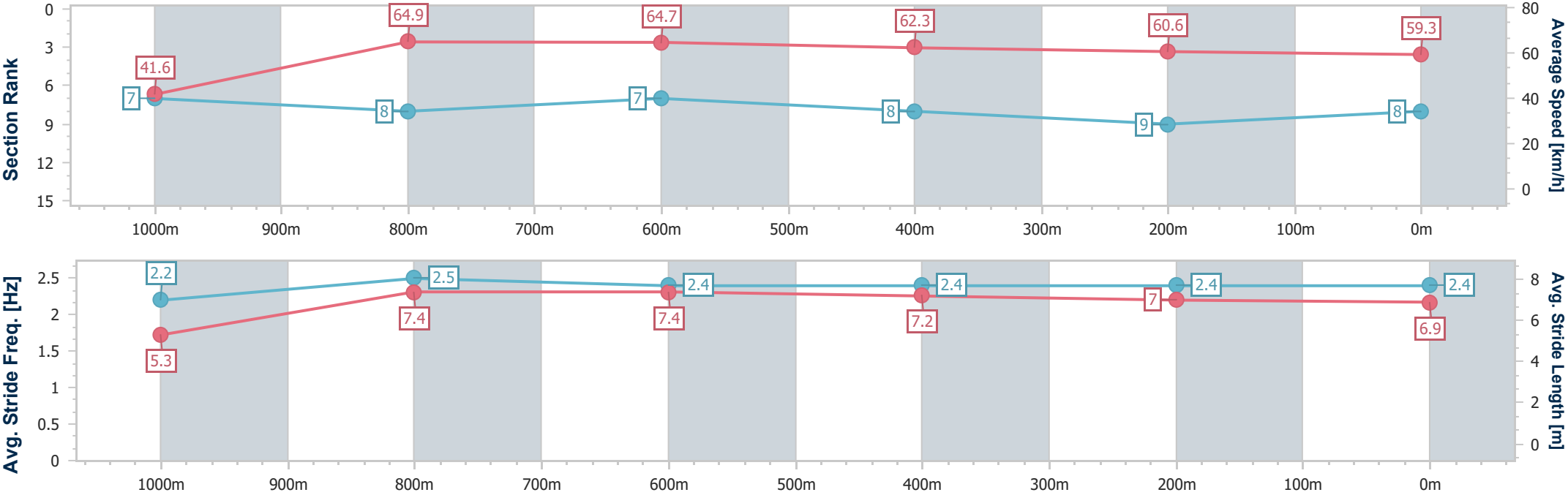
Horse/Jockey Name	Kavak
Final Rank	8
Fastest Section Time (Section)	0:08.67 (Overall)
Top Speed [km/h] (Section)	66.6 (1000m)
Race State	Finished



IpswichProfessional  
Race 9: GORDON'S GIN BENCHMARK 65 Handicap - 1100m  
31 July 2025 - 16:35  
Track Rating: Soft 6, Weather: Fine, Rail Position: +10m Entire



Section	Overall	1000m	800m	600m	400m	200m							
Section Times	1:06.74 [8] (0:08.67)	0:58.07 [7] (0:11.15)	0:46.92 [8] (0:11.15)	0:35.77 [7] (0:11.59)	0:24.18 [8] (0:12.06)	0:12.12 [9] (0:12.12)							
Average Speed [km/h]	41.6	64.9	64.7	62.3	60.6	59.3							
Top Speed [km/h]	60.7	66.6	66.3	64.2	60.8	61.9							
Avg. Dist. to Rail [m]	8.0	2.3	0.5	1.1	3.6	6.3							
Avg. Stride Freq. [Hz]	2.2	2.5	2.4	2.4	2.4	2.4							
Avg. Stride Length [m]	5.3	7.4	7.4	7.2	7.0	6.9							





Horse/Jockey Name	Zatanna
Final Rank	9
Fastest Section Time (Section)	0:08.26 (Overall)
Top Speed [km/h] (Section)	68.7 (1000m)
Race State	Finished



IpswichProfessional  
Race 9: GORDON'S GIN BENCHMARK 65 Handicap - 1100m  
31 July 2025 - 16:35  
Track Rating: Soft 6, Weather: Fine, Rail Position: +10m Entire



Section	Overall	1000m	800m	600m	400m	200m							
Section Times	1:07.12 [9] (0:08.26)	0:58.86 [1] (0:10.74)	0:48.12 [1] (0:11.07)	0:37.05 [2] (0:11.59)	0:25.46 [2] (0:12.50)	0:12.96 [5] (0:12.96)							
Average Speed [km/h]	43.5	67.0	65.0	62.0	57.2	55.5							
Top Speed [km/h]	65.9	68.7	66.0	65.2	59.7	57.5							
Avg. Dist. to Rail [m]	5.0	0.9	0.7	0.6	1.8	2.3							
Avg. Stride Freq. [Hz]	2.5	2.6	2.6	2.5	2.4	2.3							
Avg. Stride Length [m]	4.8	7.1	7.1	6.9	6.7	6.7							

