



# Rockhampton Professional

## Race 1: TAB QTIS Three-Years-Old Maiden Handicap - 1200m

05 August 2025 - 13:20



Track Rating: Soft 5, Weather: Fine, Rail Position: +0.5m Entire

Section		Overall				1000m	800m	600m	400m	200m	Last 600m		
Field Times		1:09.93 (0:12.58)				0:57.35 (0:11.17)	0:46.18 (0:11.36)	0:34.82 (0:11.17)	0:23.65 (0:11.25)	0:12.40 (0:12.40)	0:34.82		
Rank	TAB Horse/Jockey	Barrier	Top Speed [km/h]	Fastest Section							Margin	Distance Travelled [m]	
1	7 DUBBLE HUSSLE Sean Cormack	2	67.6	0:10.96	1:09.93 [1]	0:56.88 [5]	0:45.86 [5]	0:34.15 [5]	0:23.19 [4]	0:11.98 [2]	1:09.93	0:34.15	
			1000m	600m	(0:13.05)	(0:11.02)	(0:11.71)	(0:10.96)	(0:11.21)	(0:11.98)			
2	3 NORDIC INVADER Adam Sewell	7	67.4	0:10.90	1:09.97 [2]	0:56.58 [7]	0:45.44 [8]	0:33.77 [8]	0:22.87 [8]	0:11.89 [4]	0.22L	0:33.77	+1
			600m	600m	(0:13.39)	(0:11.14)	(0:11.67)	(0:10.90)	(0:10.98)	(0:11.89)			
3	2 VIKING SUN Raul Silvera Olivera	5	68.4	0:10.91	1:10.23 [3]	0:56.78 [8]	0:45.78 [7]	0:34.07 [7]	0:23.16 [7]	0:12.04 [6]	1.75L	0:34.07	+0
			600m	600m	(0:13.45)	(0:11.00)	(0:11.71)	(0:10.91)	(0:11.12)	(0:12.04)			
4	8 LUNA READY Adin Thompson	4	66.5	0:11.07	1:10.36 [4]	0:57.27 [6]	0:46.11 [6]	0:34.40 [6]	0:23.33 [6]	0:12.21 [5]	2.53L	0:34.40	+1
			400m	600m	(0:13.09)	(0:11.16)	(0:11.71)	(0:11.07)	(0:11.12)	(0:12.21)			
5	4 DESARAE DOLL Ryan Wiggins	6	68.4	0:10.86	1:10.42 [5]	0:57.84 [1]	0:46.67 [1]	0:35.00 [2]	0:24.14 [1]	0:12.89 [1]	2.88L	0:35.00	+2
			Overall	600m	(0:12.58)	(0:11.17)	(0:11.67)	(0:10.86)	(0:11.25)	(0:12.89)			
6	6 TENNYSON MISS Jackson Murphy	1	68.3	0:10.97	1:10.87 [6]	0:58.08 [2]	0:47.11 [2]	0:35.76 [1]	0:24.46 [2]	0:12.85 [3]	5.49L	0:35.76	-5
			1000m	1000m	(0:12.79)	(0:10.97)	(0:11.35)	(0:11.30)	(0:11.61)	(0:12.85)			
7	5 PLEASEPLEASEPLEASE Tahlia Fenlon	8	68.8	0:11.08	1:11.39 [7]	0:58.57 [3]	0:47.49 [4]	0:35.81 [4]	0:24.72 [3]	0:13.06 [7]	8.56L	0:35.81	+1
			1000m	1000m	(0:12.82)	(0:11.08)	(0:11.68)	(0:11.09)	(0:11.66)	(0:13.06)			
8	1 BETTER STORM Ashley Butler	3	68.5	0:10.91	1:11.83 [8]	0:58.91 [4]	0:48.00 [3]	0:36.28 [3]	0:25.05 [5]	0:13.35 [8]	11.15L	0:36.28	-3
			1000m	1000m	(0:12.92)	(0:10.91)	(0:11.72)	(0:11.23)	(0:11.70)	(0:13.35)			



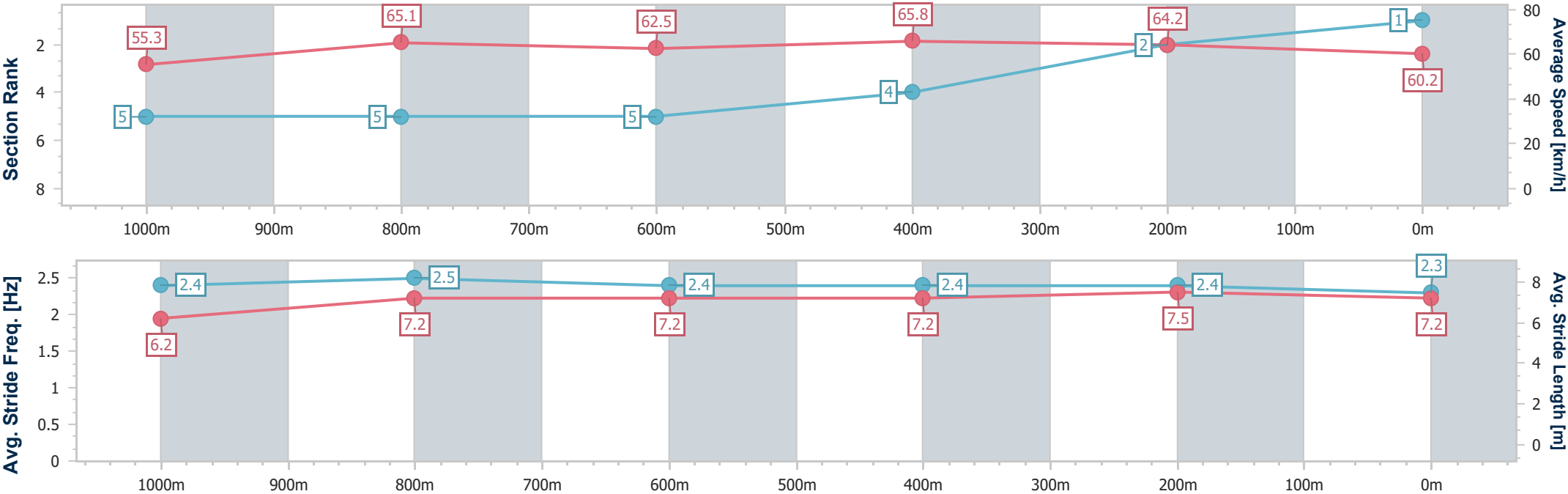
Horse/Jockey Name	Dubble Hussle
Final Rank	1
Fastest Section Time (Section)	0:10.96 (600m)
Top Speed [km/h] (Section)	67.6 (1000m)
Race State	Finished



RockhamptonProfessional  
Race 1: TAB QTIS Three-Years-Old Maiden Handicap - 1200m  
05 August 2025 - 13:20  
Track Rating: Soft 5, Weather: Fine, Rail Position: +0.5m Entire



Section	Overall	1000m	800m	600m	400m	200m								
Section Times	1:09.93 [1] (0:13.05)	0:56.88 [5] (0:11.02)	0:45.86 [5] (0:11.71)	0:34.15 [5] (0:10.96)	0:23.19 [4] (0:11.21)	0:11.98 [2] (0:11.98)								
Average Speed [km/h]	55.3	65.1	62.5	65.8	64.2	60.2								
Top Speed [km/h]	66.7	67.6	63.2	66.8	66.4	62.4								
Avg. Dist. to Rail [m]	2.6	0.3	1.6	3.7	5.1	6.7								
Avg. Stride Freq. [Hz]	2.4	2.5	2.4	2.4	2.4	2.3								
Avg. Stride Length [m]	6.2	7.2	7.2	7.2	7.5	7.2								





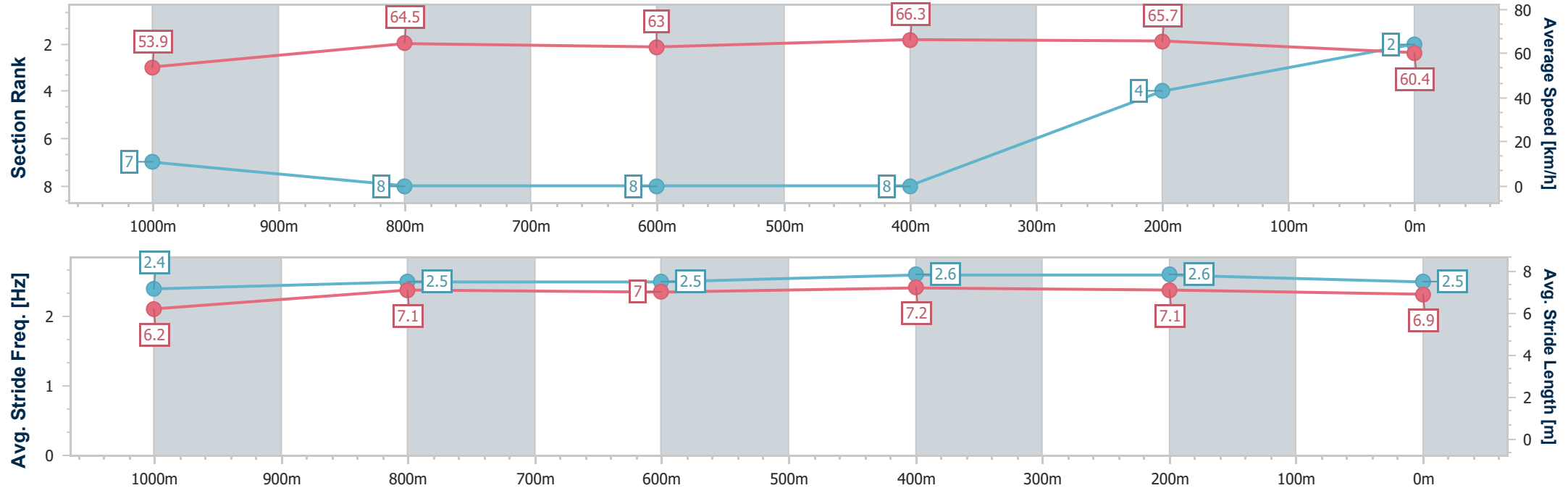
Horse/Jockey Name	Nordic Invader
Final Rank	2
Fastest Section Time (Section)	0:10.90 (600m)
Top Speed [km/h] (Section)	67.4 (600m)
Race State	Finished



RockhamptonProfessional  
Race 1: TAB QTIS Three-Years-Old Maiden Handicap - 1200m  
05 August 2025 - 13:20  
Track Rating: Soft 5, Weather: Fine, Rail Position: +0.5m Entire



Section	Overall	1000m	800m	600m	400m	200m								
Section Times	1:09.97 [2] (0:13.39)	0:56.58 [7] (0:11.14)	0:45.44 [8] (0:11.67)	0:33.77 [8] (0:10.90)	0:22.87 [8] (0:10.98)	0:11.89 [4]								
Average Speed [km/h]	53.9	64.5	63.0	66.3	65.7	60.4								
Top Speed [km/h]	66.0	66.7	64.1	67.4	66.8	63.3								
Avg. Dist. to Rail [m]	4.6	0.6	2.8	5.3	6.8	8.8								
Avg. Stride Freq. [Hz]	2.4	2.5	2.5	2.6	2.6	2.5								
Avg. Stride Length [m]	6.2	7.1	7.0	7.2	7.1	6.9								





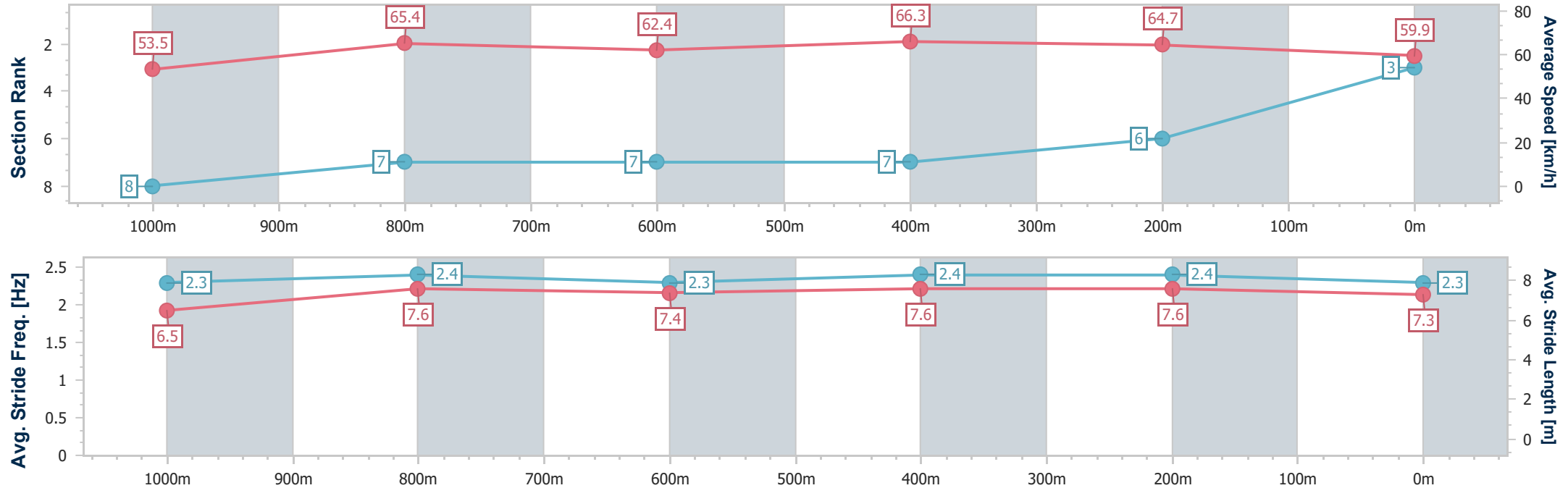
Horse/Jockey Name	Viking Sun
Final Rank	3
Fastest Section Time (Section)	0:10.91 (600m)
Top Speed [km/h] (Section)	68.4 (600m)
Race State	Finished



RockhamptonProfessional  
Race 1: TAB QTIS Three-Years-Old Maiden Handicap - 1200m  
05 August 2025 - 13:20  
Track Rating: Soft 5, Weather: Fine, Rail Position: +0.5m Entire



Section	Overall	1000m	800m	600m	400m	200m								
Section Times	1:10.23 [3] (0:13.45)	0:56.78 [8] (0:11.00)	0:45.78 [7] (0:11.71)	0:34.07 [7] (0:10.91)	0:23.16 [7] (0:11.12)	0:12.04 [6] (0:12.04)								
Average Speed [km/h]	53.5	65.4	62.4	66.3	64.7	59.9								
Top Speed [km/h]	66.7	67.5	64.1	68.4	67.0	63.1								
Avg. Dist. to Rail [m]	4.3	0.5	1.9	2.5	4.5	5.4								
Avg. Stride Freq. [Hz]	2.3	2.4	2.3	2.4	2.4	2.3								
Avg. Stride Length [m]	6.5	7.6	7.4	7.6	7.6	7.3								





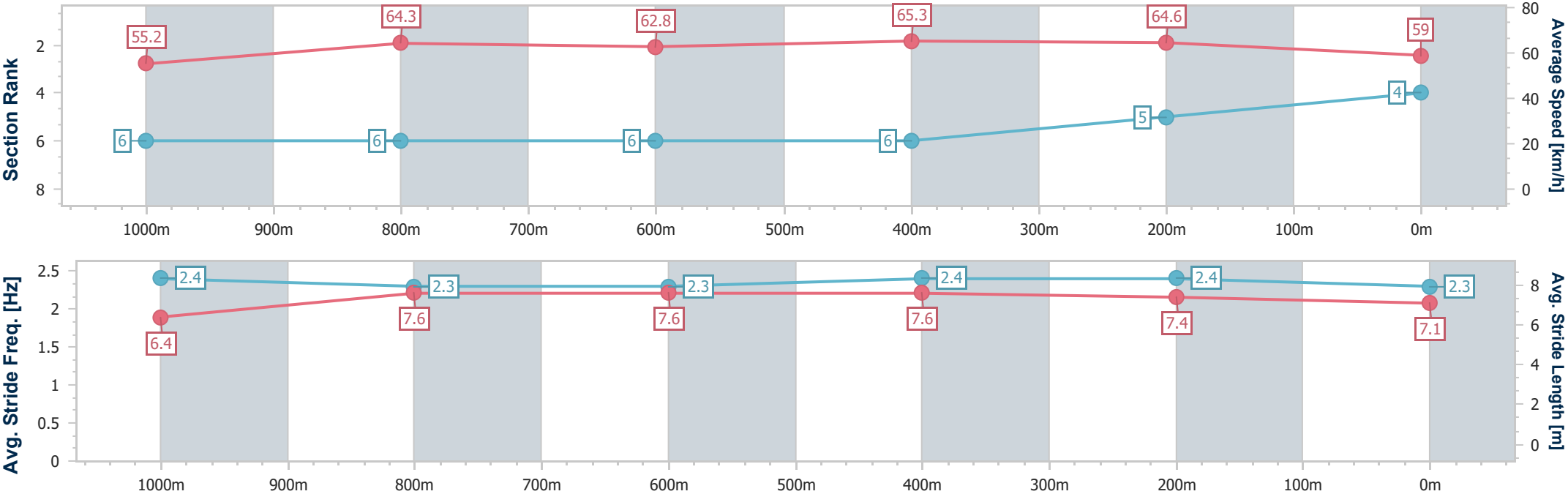
Horse/Jockey Name	Luna Ready
Final Rank	4
Fastest Section Time (Section)	0:11.07 (600m)
Top Speed [km/h] (Section)	66.5 (400m)
Race State	Finished



RockhamptonProfessional  
Race 1: TAB QTIS Three-Years-Old Maiden Handicap - 1200m  
05 August 2025 - 13:20  
Track Rating: Soft 5, Weather: Fine, Rail Position: +0.5m Entire



Section	Overall	1000m	800m	600m	400m	200m								
Section Times	1:10.36 [4] (0:13.09)	0:57.27 [6] (0:11.16)	0:46.11 [6] (0:11.71)	0:34.40 [6] (0:11.07)	0:23.33 [6] (0:11.12)	0:12.21 [5] (0:12.21)								
Average Speed [km/h]	55.2	64.3	62.8	65.3	64.6	59.0								
Top Speed [km/h]	65.8	66.2	64.4	66.4	66.5	62.5								
Avg. Dist. to Rail [m]	4.5	0.4	2.6	4.7	5.7	7.9								
Avg. Stride Freq. [Hz]	2.4	2.3	2.3	2.4	2.4	2.3								
Avg. Stride Length [m]	6.4	7.6	7.6	7.6	7.4	7.1								





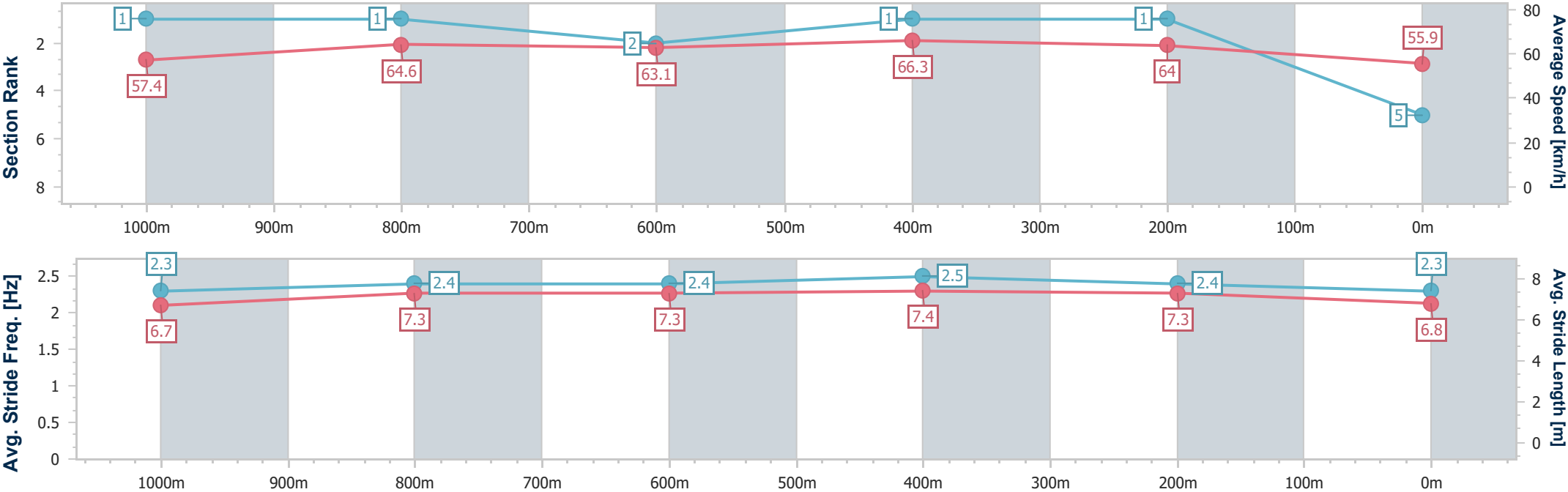
Horse/Jockey Name	Desarae Doll
Final Rank	5
Fastest Section Time (Section)	0:10.86 (600m)
Top Speed [km/h] (Section)	68.4 (Overall)
Race State	Finished



RockhamptonProfessional  
Race 1: TAB QTIS Three-Years-Old Maiden Handicap - 1200m  
05 August 2025 - 13:20  
Track Rating: Soft 5, Weather: Fine, Rail Position: +0.5m Entire



Section	Overall	1000m	800m	600m	400m	200m								
Section Times	1:10.42 [5] (0:12.58)	0:57.84 [1] (0:11.17)	0:46.67 [1] (0:11.67)	0:35.00 [2] (0:10.86)	0:24.14 [1] (0:11.25)	0:12.89 [1] (0:12.89)								
Average Speed [km/h]	57.4	64.6	63.1	66.3	64.0	55.9								
Top Speed [km/h]	68.4	67.4	64.4	67.7	67.4	60.2								
Avg. Dist. to Rail [m]	6.2	1.0	2.6	2.9	2.3	3.5								
Avg. Stride Freq. [Hz]	2.3	2.4	2.4	2.5	2.4	2.3								
Avg. Stride Length [m]	6.7	7.3	7.3	7.4	7.3	6.8								





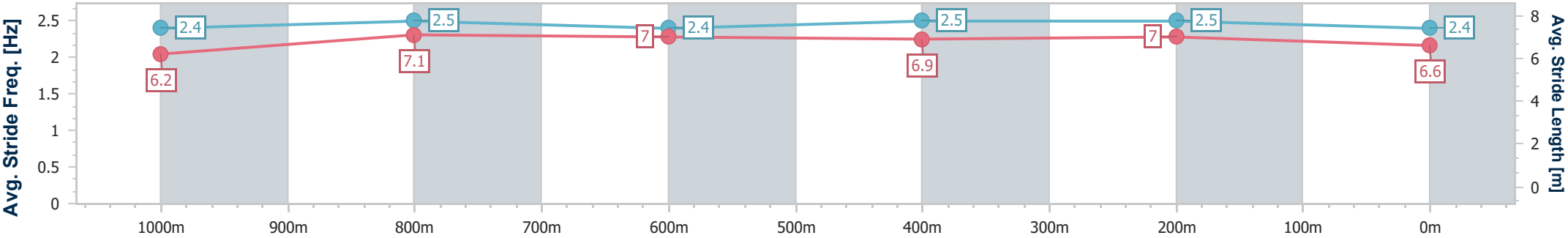
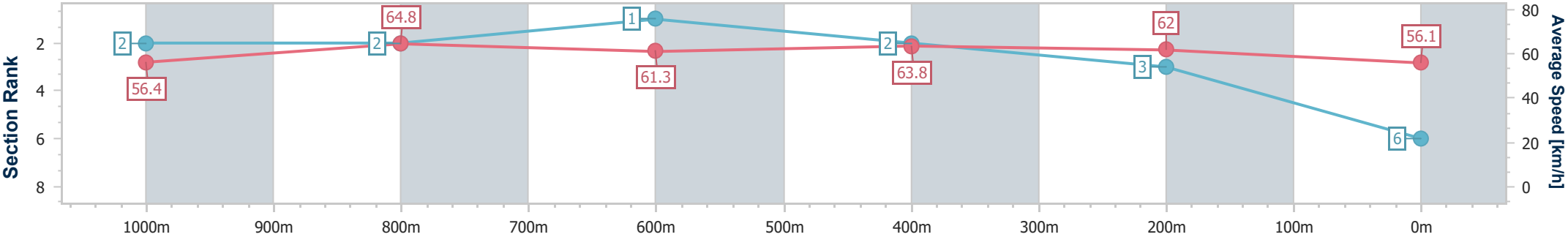
Horse/Jockey Name	Tennyson Miss
Final Rank	6
Fastest Section Time (Section)	0:10.97 (1000m)
Top Speed [km/h] (Section)	68.3 (1000m)
Race State	Finished



RockhamptonProfessional  
Race 1: TAB QTIS Three-Years-Old Maiden Handicap - 1200m  
05 August 2025 - 13:20  
Track Rating: Soft 5, Weather: Fine, Rail Position: +0.5m Entire



Section	Overall	1000m	800m	600m	400m	200m								
Section Times	1:10.87 [6] (0:12.79)	0:58.08 [2] (0:10.97)	0:47.11 [2] (0:11.35)	0:35.76 [1] (0:11.30)	0:24.46 [2] (0:11.61)	0:12.85 [3] (0:12.85)								
Average Speed [km/h]	56.4	64.8	61.3	63.8	62.0	56.1								
Top Speed [km/h]	68.0	68.3	61.9	64.2	63.5	59.3								
Avg. Dist. to Rail [m]	1.9	2.2	3.6	0.6	1.2	3.3								
Avg. Stride Freq. [Hz]	2.4	2.5	2.4	2.5	2.5	2.4								
Avg. Stride Length [m]	6.2	7.1	7.0	6.9	7.0	6.6								





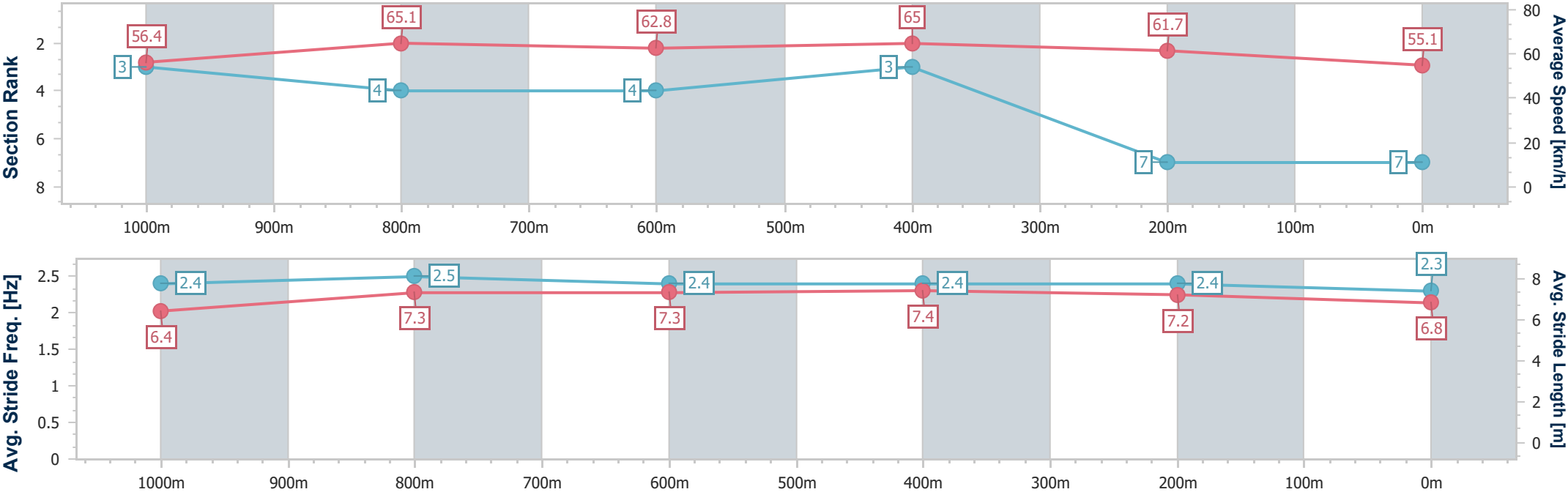
Horse/Jockey Name	Pleasepleaseplease
Final Rank	7
Fastest Section Time (Section)	0:11.08 (1000m)
Top Speed [km/h] (Section)	68.8 (1000m)
Race State	Finished



RockhamptonProfessional  
Race 1: TAB QTIS Three-Years-Old Maiden Handicap - 1200m  
05 August 2025 - 13:20  
Track Rating: Soft 5, Weather: Fine, Rail Position: +0.5m Entire



Section	Overall	1000m	800m	600m	400m	200m							
Section Times	1:11.39 [7] (0:12.82)	0:58.57 [3] (0:11.08)	0:47.49 [4] (0:11.68)	0:35.81 [4] (0:11.09)	0:24.72 [3] (0:11.66)	0:13.06 [7] (0:13.06)							
Average Speed [km/h]	56.4	65.1	62.8	65.0	61.7	55.1							
Top Speed [km/h]	68.4	68.8	65.2	65.8	64.2	59.1							
Avg. Dist. to Rail [m]	7.8	1.4	2.1	3.0	3.8	4.6							
Avg. Stride Freq. [Hz]	2.4	2.5	2.4	2.4	2.4	2.3							
Avg. Stride Length [m]	6.4	7.3	7.3	7.4	7.2	6.8							







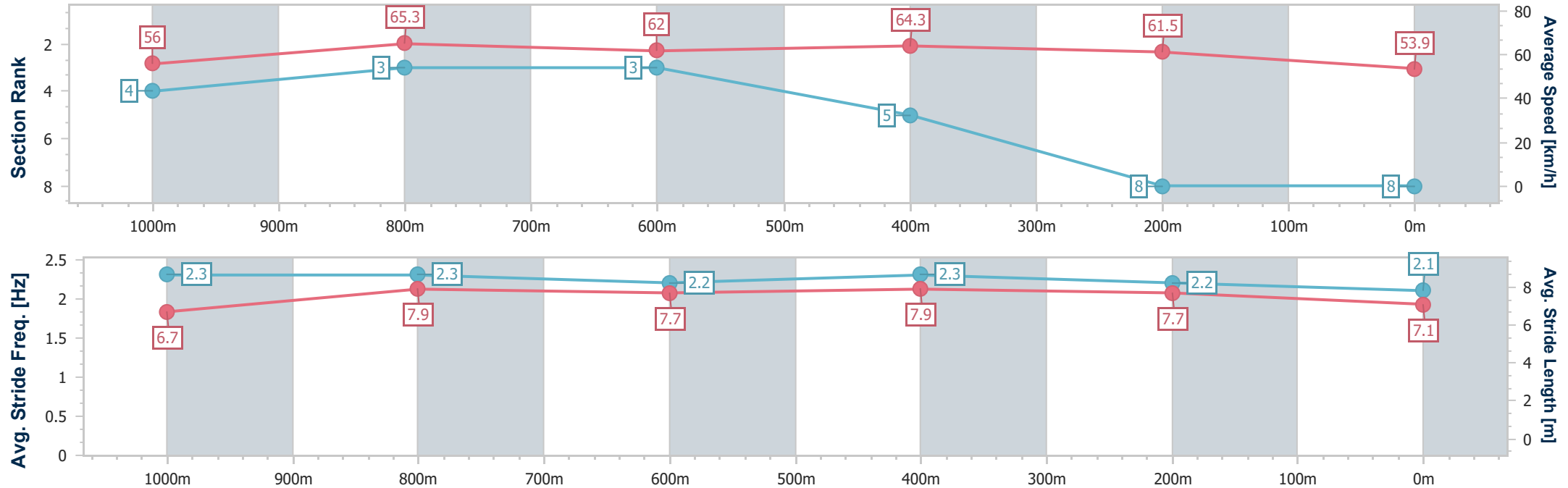
Horse/Jockey Name	Better Storm
Final Rank	8
Fastest Section Time (Section)	0:10.91 (1000m)
Top Speed [km/h] (Section)	68.5 (1000m)
Race State	Finished



RockhamptonProfessional  
Race 1: TAB QTIS Three-Years-Old Maiden Handicap - 1200m  
05 August 2025 - 13:20  
Track Rating: Soft 5, Weather: Fine, Rail Position: +0.5m Entire



Section	Overall	1000m	800m	600m	400m	200m								
Section Times	1:11.83 [8] (0:12.92)	0:58.91 [4] (0:10.91)	0:48.00 [3] (0:11.72)	0:36.28 [3] (0:11.23)	0:25.05 [5] (0:11.70)	0:13.35 [8] (0:13.35)								
Average Speed [km/h]	56.0	65.3	62.0	64.3	61.5	53.9								
Top Speed [km/h]	68.4	68.5	63.0	64.8	63.8	58.8								
Avg. Dist. to Rail [m]	3.1	1.2	1.4	2.6	2.7	3.1								
Avg. Stride Freq. [Hz]	2.3	2.3	2.2	2.3	2.2	2.1								
Avg. Stride Length [m]	6.7	7.9	7.7	7.9	7.7	7.1								





# Rockhampton Professional

## Race 2: GREAT NORTHERN Maiden Handicap - 1050m

05 August 2025 - 13:55



Track Rating: Soft 5, Weather: Fine, Rail Position: +0.5m Entire

Section		Overall				1000m	800m	600m	400m	200m	Last 600m		
Field Times		1:00.30 (0:04.16)				0:56.14 (0:11.35)	0:44.79 (0:11.28)	0:33.51 (0:11.00)	0:22.51 (0:11.06)	0:11.45 (0:11.45)	0:33.51		
Rank	TAB	Horse/Jockey	Barrier	Top Speed [km/h]	Fastest Section							Margin	Distance Travelled [m]
1	3	TEN CARAT LUCY	11	69.0	0:04.42	1:00.30 [1]	0:55.88 [8]	0:44.12 [10]	0:32.91 [10]	0:22.08 [8]	0:11.34 [3]	1:00.30	0:32.91
		Ryan Wiggins		400m	Overall	(0:04.42)	(0:11.76)	(0:11.21)	(0:10.83)	(0:10.74)	(0:11.34)		
2	1	MOOCHI STARLIGHT	10	68.0	0:04.33	1:00.65 [2]	0:56.32 [5]	0:44.95 [5]	0:33.57 [5]	0:22.86 [1]	0:11.80 [1]	2.02L	0:33.57 +6
		Leah Martyn		600m	Overall	(0:04.33)	(0:11.37)	(0:11.38)	(0:10.71)	(0:11.06)	(0:11.80)		
3	4	KOBE ASCOT	8	68.4	0:04.71	1:00.72 [3]	0:56.01 [10]	0:44.65 [9]	0:33.45 [9]	0:22.63 [6]	0:11.83 [2]	2.44L	0:33.45 +3
		Sean Cormack		400m	Overall	(0:04.71)	(0:11.36)	(0:11.20)	(0:10.82)	(0:10.80)	(0:11.83)		
4	5	SHEEZA FLING	2	68.0	0:04.23	1:01.04 [4]	0:56.81 [4]	0:45.48 [3]	0:34.01 [4]	0:23.02 [3]	0:12.00 [4]	4.36L	0:34.01 +1
		Nikki Olzard		800m	Overall	(0:04.23)	(0:11.33)	(0:11.47)	(0:10.99)	(0:11.02)	(0:12.00)		
5	11	POPPY'S PRIDE	5	67.5	0:04.19	1:01.15 [5]	0:56.96 [3]	0:45.64 [1]	0:34.28 [2]	0:23.27 [2]	0:12.06 [5]	4.98L	0:34.28 +1
		Olivia Kendal		600m	Overall	(0:04.19)	(0:11.32)	(0:11.36)	(0:11.01)	(0:11.21)	(0:12.06)		
6	9	ANGE	6	67.2	0:04.58	1:01.30 [6]	0:56.72 [9]	0:45.49 [6]	0:34.19 [6]	0:23.07 [9]	0:11.90 [8]	5.84L	0:34.19 +0
		Chris McIver		1000m	Overall	(0:04.58)	(0:11.23)	(0:11.30)	(0:11.12)	(0:11.17)	(0:11.90)		
7	8	RICHBOY HARRY	9	67.7	0:04.17	1:01.80 [7]	0:57.63 [2]	0:46.25 [2]	0:34.63 [7]	0:23.73 [5]	0:12.43 [7]	8.8L	0:34.63 +2
		Tahlia Fenlon		600m	Overall	(0:04.17)	(0:11.38)	(0:11.62)	(0:10.90)	(0:11.30)	(0:12.43)		
8	6	POWERCHUTE	4	67.3	0:04.35	1:01.86 [8]	0:57.51 [6]	0:46.01 [7]	0:34.85 [3]	0:23.80 [4]	0:12.53 [6]	9.16L	0:34.85 -2
		Amy Graham		800m	Overall	(0:04.35)	(0:11.50)	(0:11.16)	(0:11.05)	(0:11.27)	(0:12.53)		
9	12	ZABOOG	7	67.1	0:04.37	1:01.95 [9]	0:57.58 [7]	0:46.02 [8]	0:34.69 [8]	0:23.70 [10]	0:12.38 [9]	9.7L	0:34.69 +0
		Adam Sewell		600m	Overall	(0:04.37)	(0:11.56)	(0:11.33)	(0:10.99)	(0:11.32)	(0:12.38)		
10	7	I'M NUMBER ONE	1	65.6	0:04.16	1:02.28 [10]	0:58.12 [1]	0:46.71 [4]	0:35.49 [1]	0:24.16 [7]	0:12.38 [10]	11.63L	0:35.49 -4
		Raul Silvera Olivera		800m	Overall	(0:04.16)	(0:11.41)	(0:11.22)	(0:11.33)	(0:11.78)	(0:12.38)		

Scratched: Gee Up (#2)



Rockhampton Professional  
Race 2: GREAT NORTHERN Maiden Handicap - 1050m  
05 August 2025 - 13:55



Track Rating: Soft 5, Weather: Fine, Rail Position: +0.5m Entire

Section						Overall	1000m	800m	600m	400m	200m	Last 600m		
Field Times						1:00.30 (0:04.16)	0:56.14 (0:11.35)	0:44.79 (0:11.28)	0:33.51 (0:11.00)	0:22.51 (0:11.06)	0:11.45 (0:11.45)	0:33.51		
Rank	TAB	Horse/Jockey	Barrier	Top Speed [km/h]	Fastest Section							Margin	Distance Travelled [m]	
11	10	FRUIT TINGLE	3	64.9	0:04.76	1:06.86 [11]	1:02.10 [11]	0:50.43 [11]	0:39.16 [11]	0:27.91 [11]	0:16.04 [11]	38.58L	0:39.16	-6
		Adin Thompson		1000m	Overall	(0:04.76)	(0:11.67)	(0:11.27)	(0:11.25)	(0:11.87)	(0:16.04)			

Scratched: Gee Up (#2)



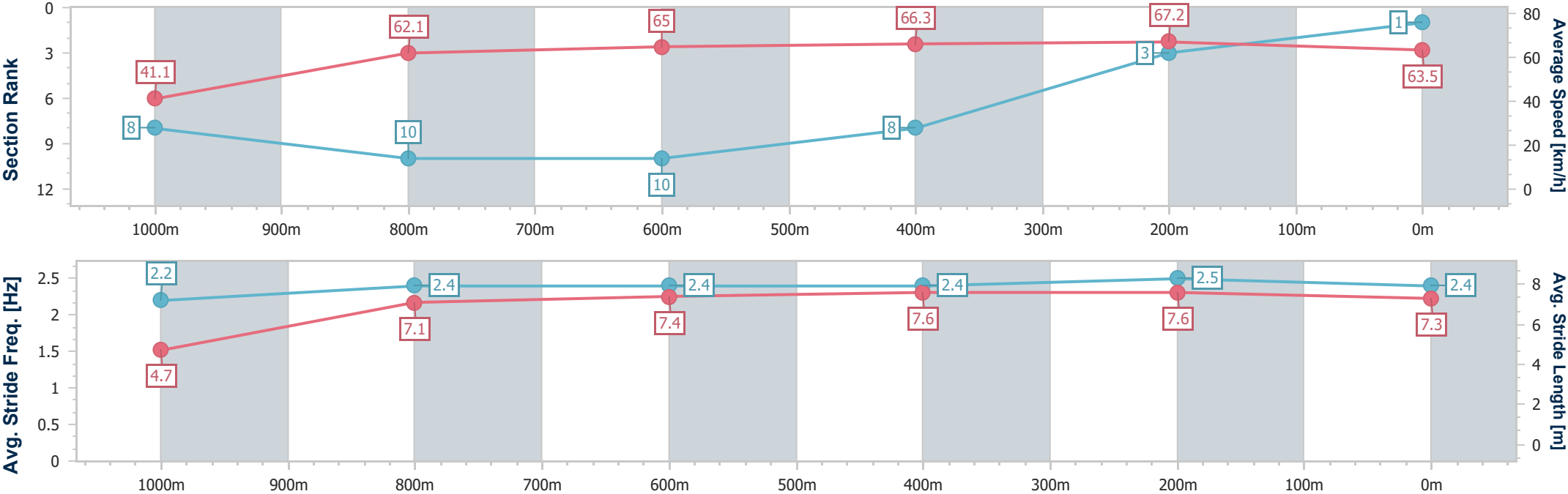
Horse/Jockey Name	Ten Carat Lucy
Final Rank	1
Fastest Section Time (Section)	0:04.42 (Overall)
Top Speed [km/h] (Section)	69.0 (400m)
Race State	Finished



RockhamptonProfessional  
Race 2: GREAT NORTHERN Maiden Handicap - 1050m  
05 August 2025 - 13:55  
Track Rating: Soft 5, Weather: Fine, Rail Position: +0.5m Entire



Section	Overall	1000m	800m	600m	400m	200m								
Section Times	1:00.30 [1] (0:04.42)	0:55.88 [8] (0:11.76)	0:44.12 [10] (0:11.21)	0:32.91 [10] (0:10.83)	0:22.08 [8] (0:10.74)	0:11.34 [3] (0:11.34)								
Average Speed [km/h]	41.1	62.1	65.0	66.3	67.2	63.5								
Top Speed [km/h]	56.8	64.4	66.7	68.8	69.0	65.5								
Avg. Dist. to Rail [m]	15.0	4.2	1.1	2.0	2.5	2.8								
Avg. Stride Freq. [Hz]	2.2	2.4	2.4	2.4	2.5	2.4								
Avg. Stride Length [m]	4.7	7.1	7.4	7.6	7.6	7.3								





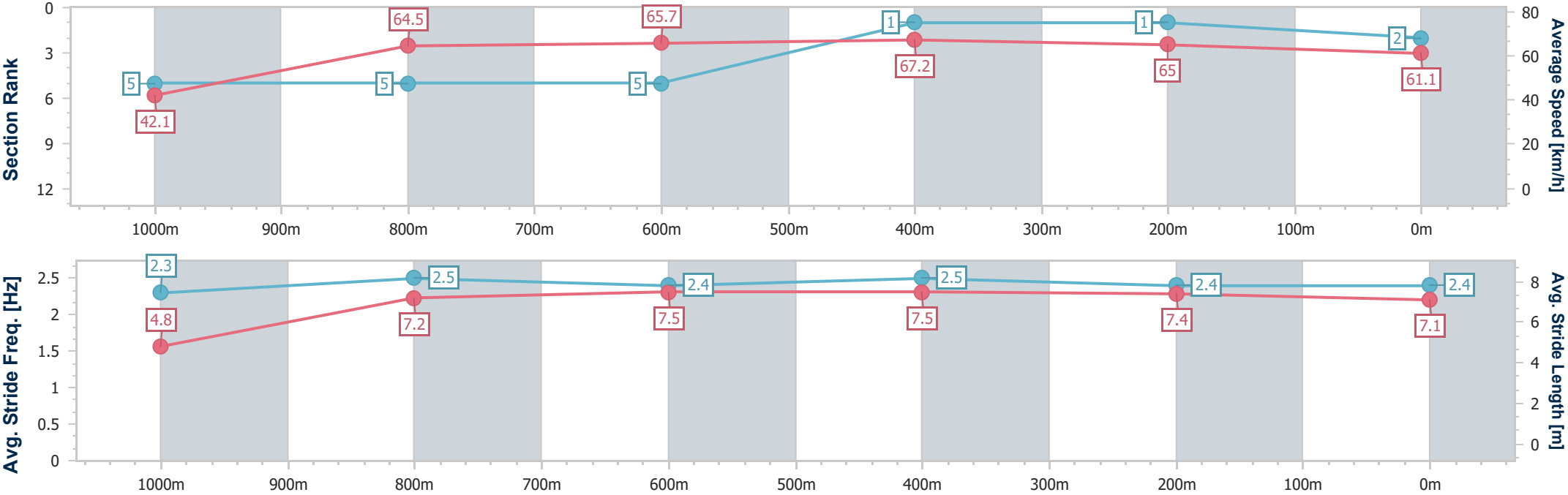
Horse/Jockey Name	Moochi Starlight
Final Rank	2
Fastest Section Time (Section)	0:04.33 (Overall)
Top Speed [km/h] (Section)	68.0 (600m)
Race State	Finished



RockhamptonProfessional  
Race 2: GREAT NORTHERN Maiden Handicap - 1050m  
05 August 2025 - 13:55  
Track Rating: Soft 5, Weather: Fine, Rail Position: +0.5m Entire



Section	Overall	1000m	800m	600m	400m	200m								
Section Times	1:00.65 [2] (0:04.33)	0:56.32 [5] (0:11.37)	0:44.95 [5] (0:11.38)	0:33.57 [5] (0:10.71)	0:22.86 [1] (0:11.06)	0:11.80 [1] (0:11.80)								
Average Speed [km/h]	42.1	64.5	65.7	67.2	65.0	61.1								
Top Speed [km/h]	57.8	67.3	67.1	68.0	66.9	64.0								
Avg. Dist. to Rail [m]	13.2	4.6	4.4	4.3	6.7	8.0								
Avg. Stride Freq. [Hz]	2.3	2.5	2.4	2.5	2.4	2.4								
Avg. Stride Length [m]	4.8	7.2	7.5	7.5	7.4	7.1								





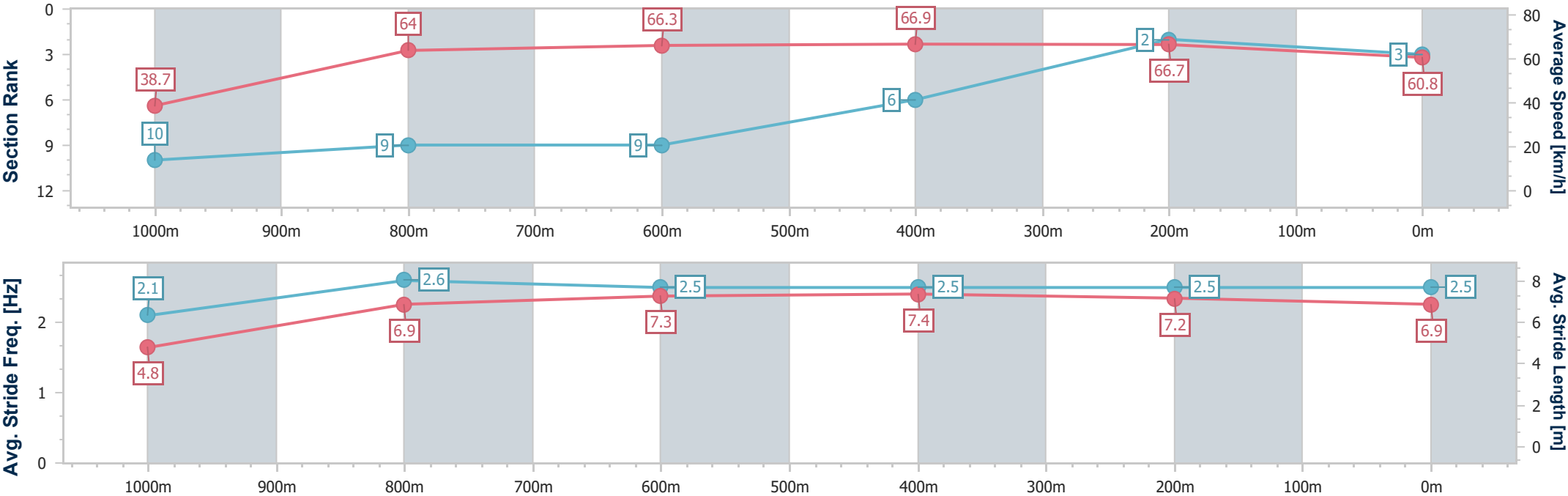
Horse/Jockey Name	Kobe Ascot
Final Rank	3
Fastest Section Time (Section)	0:04.71 (Overall)
Top Speed [km/h] (Section)	68.4 (400m)
Race State	Finished



RockhamptonProfessional  
Race 2: GREAT NORTHERN Maiden Handicap - 1050m  
05 August 2025 - 13:55  
Track Rating: Soft 5, Weather: Fine, Rail Position: +0.5m Entire



Section	Overall	1000m	800m	600m	400m	200m								
Section Times	1:00.72 [3] (0:04.71)	0:56.01 [10] (0:11.36)	0:44.65 [9] (0:11.20)	0:33.45 [9] (0:10.82)	0:22.63 [6] (0:10.80)	0:11.83 [2] (0:11.83)								
Average Speed [km/h]	38.7	64.0	66.3	66.9	66.7	60.8								
Top Speed [km/h]	54.9	67.9	68.3	67.5	68.4	65.1								
Avg. Dist. to Rail [m]	11.2	2.5	3.9	5.6	8.6	11.3								
Avg. Stride Freq. [Hz]	2.1	2.6	2.5	2.5	2.5	2.5								
Avg. Stride Length [m]	4.8	6.9	7.3	7.4	7.2	6.9								





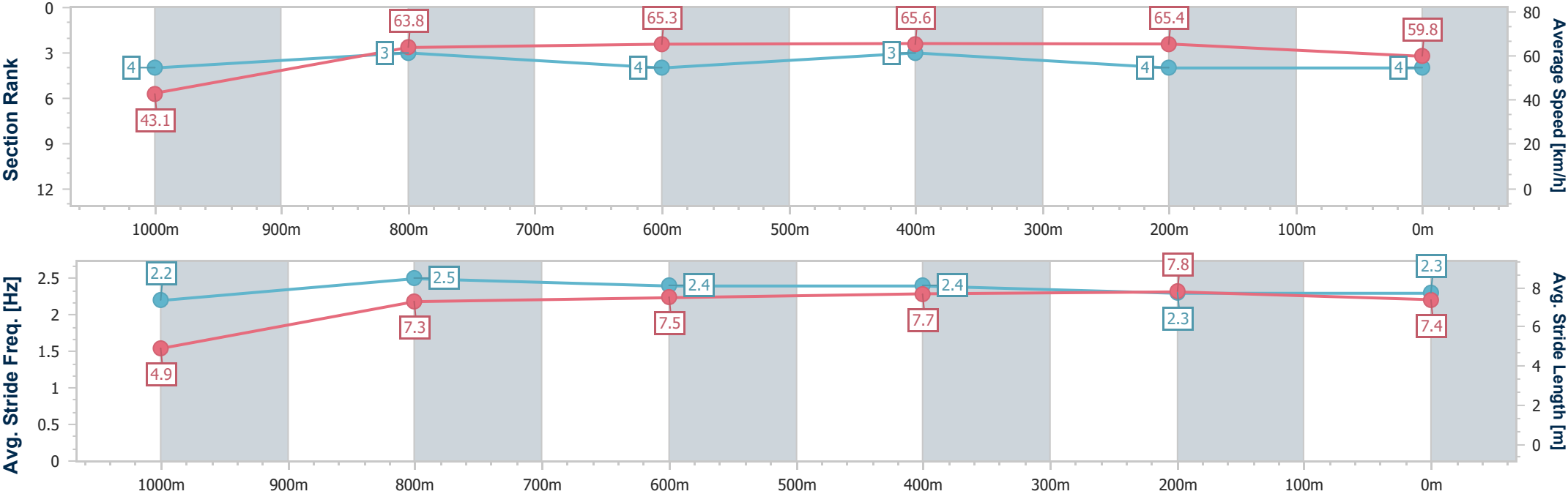
Horse/Jockey Name	Sheeza Fling
Final Rank	4
Fastest Section Time (Section)	0:04.23 (Overall)
Top Speed [km/h] (Section)	68.0 (800m)
Race State	Finished



RockhamptonProfessional  
Race 2: GREAT NORTHERN Maiden Handicap - 1050m  
05 August 2025 - 13:55  
Track Rating: Soft 5, Weather: Fine, Rail Position: +0.5m Entire



Section	Overall	1000m	800m	600m	400m	200m							
Section Times	1:01.04 [4] (0:04.23)	0:56.81 [4] (0:11.33)	0:45.48 [3] (0:11.47)	0:34.01 [4] (0:10.99)	0:23.02 [3] (0:11.02)	0:12.00 [4] (0:12.00)							
Average Speed [km/h]	43.1	63.8	65.3	65.6	65.4	59.8							
Top Speed [km/h]	57.1	67.6	68.0	66.6	67.7	64.7							
Avg. Dist. to Rail [m]	6.0	1.3	4.4	4.4	3.6	5.1							
Avg. Stride Freq. [Hz]	2.2	2.5	2.4	2.4	2.3	2.3							
Avg. Stride Length [m]	4.9	7.3	7.5	7.7	7.8	7.4							





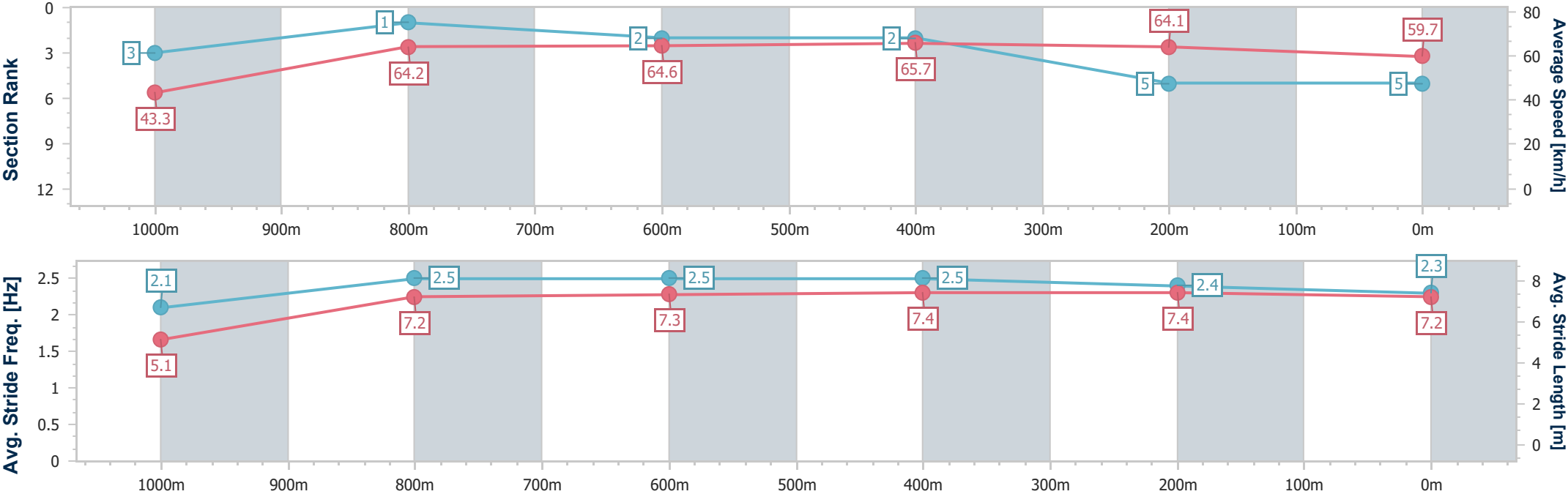
Horse/Jockey Name	Poppy's Pride
Final Rank	5
Fastest Section Time (Section)	0:04.19 (Overall)
Top Speed [km/h] (Section)	67.5 (600m)
Race State	Finished



RockhamptonProfessional  
Race 2: GREAT NORTHERN Maiden Handicap - 1050m  
05 August 2025 - 13:55  
Track Rating: Soft 5, Weather: Fine, Rail Position: +0.5m Entire



Section	Overall	1000m	800m	600m	400m	200m							
Section Times	1:01.15 [5] (0:04.19)	0:56.96 [3] (0:11.32)	0:45.64 [1] (0:11.36)	0:34.28 [2] (0:11.01)	0:23.27 [2] (0:11.21)	0:12.06 [5] (0:12.06)							
Average Speed [km/h]	43.3	64.2	64.6	65.7	64.1	59.7							
Top Speed [km/h]	56.3	65.6	65.4	67.5	65.3	62.7							
Avg. Dist. to Rail [m]	9.2	2.5	2.7	3.5	5.1	8.4							
Avg. Stride Freq. [Hz]	2.1	2.5	2.5	2.5	2.4	2.3							
Avg. Stride Length [m]	5.1	7.2	7.3	7.4	7.4	7.2							







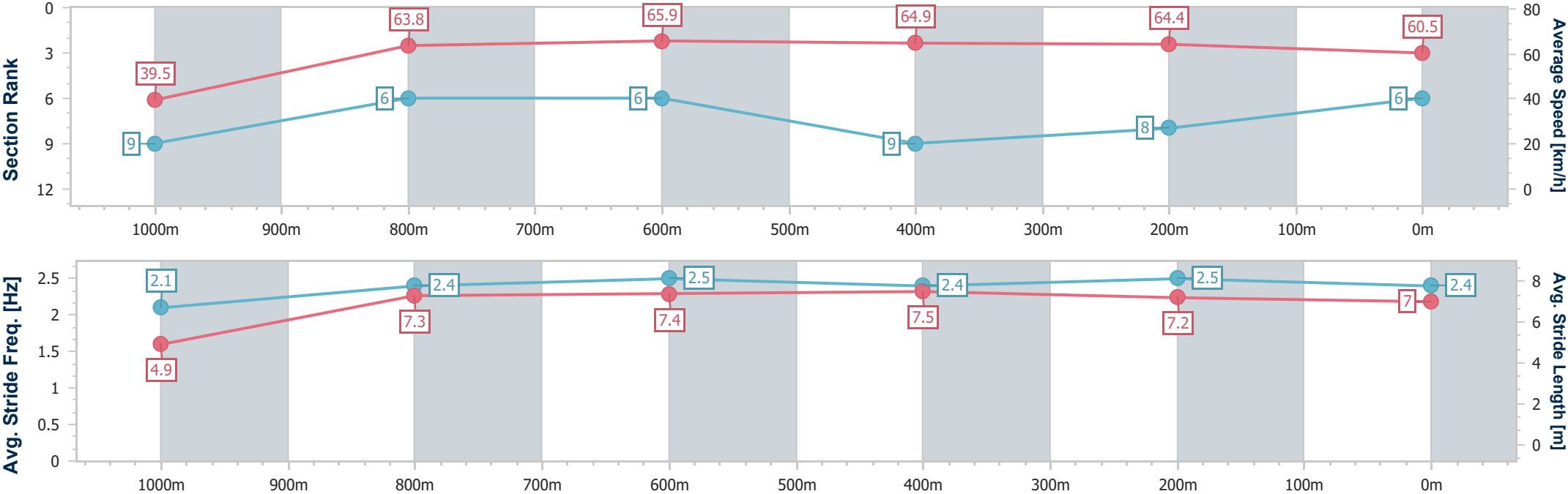
Horse/Jockey Name	Ange
Final Rank	6
Fastest Section Time (Section)	0:04.58 (Overall)
Top Speed [km/h] (Section)	67.2 (1000m)
Race State	Finished



RockhamptonProfessional  
Race 2: GREAT NORTHERN Maiden Handicap - 1050m  
05 August 2025 - 13:55  
Track Rating: Soft 5, Weather: Fine, Rail Position: +0.5m Entire



Section	Overall	1000m	800m	600m	400m	200m								
Section Times	1:01.30 [6] (0:04.58)	0:56.72 [9] (0:11.23)	0:45.49 [6] (0:11.30)	0:34.19 [6] (0:11.12)	0:23.07 [9] (0:11.17)	0:11.90 [8] (0:11.90)								
Average Speed [km/h]	39.5	63.8	65.9	64.9	64.4	60.5								
Top Speed [km/h]	54.5	67.2	67.0	66.6	66.6	63.6								
Avg. Dist. to Rail [m]	8.7	1.4	3.9	3.2	2.2	1.9								
Avg. Stride Freq. [Hz]	2.1	2.4	2.5	2.4	2.5	2.4								
Avg. Stride Length [m]	4.9	7.3	7.4	7.5	7.2	7.0								





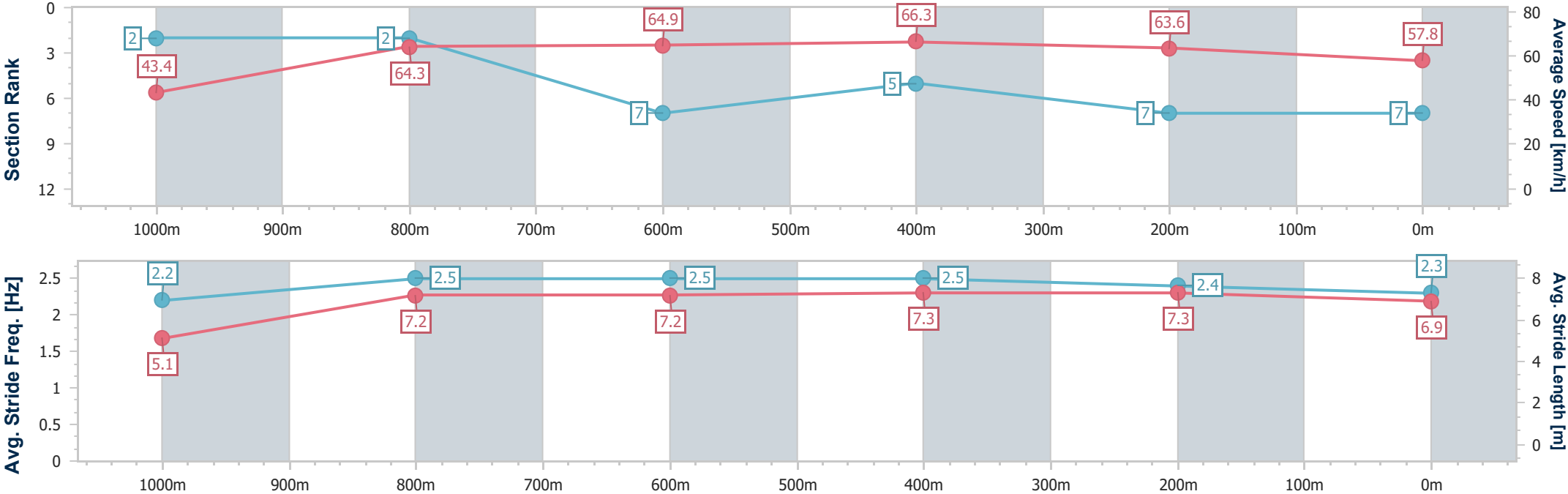
Horse/Jockey Name	Richboy Harry
Final Rank	7
Fastest Section Time (Section)	0:04.17 (Overall)
Top Speed [km/h] (Section)	67.7 (600m)
Race State	Finished



RockhamptonProfessional  
Race 2: GREAT NORTHERN Maiden Handicap - 1050m  
05 August 2025 - 13:55  
Track Rating: Soft 5, Weather: Fine, Rail Position: +0.5m Entire



Section	Overall	1000m	800m	600m	400m	200m								
Section Times	1:01.80 [7] (0:04.17)	0:57.63 [2] (0:11.38)	0:46.25 [2] (0:11.62)	0:34.63 [7] (0:10.90)	0:23.73 [5] (0:11.30)	0:12.43 [7] (0:12.43)								
Average Speed [km/h]	43.4	64.3	64.9	66.3	63.6	57.8								
Top Speed [km/h]	56.2	66.7	66.1	67.7	65.1	61.5								
Avg. Dist. to Rail [m]	13.0	4.7	5.2	5.9	6.8	7.5								
Avg. Stride Freq. [Hz]	2.2	2.5	2.5	2.5	2.4	2.3								
Avg. Stride Length [m]	5.1	7.2	7.2	7.3	7.3	6.9								





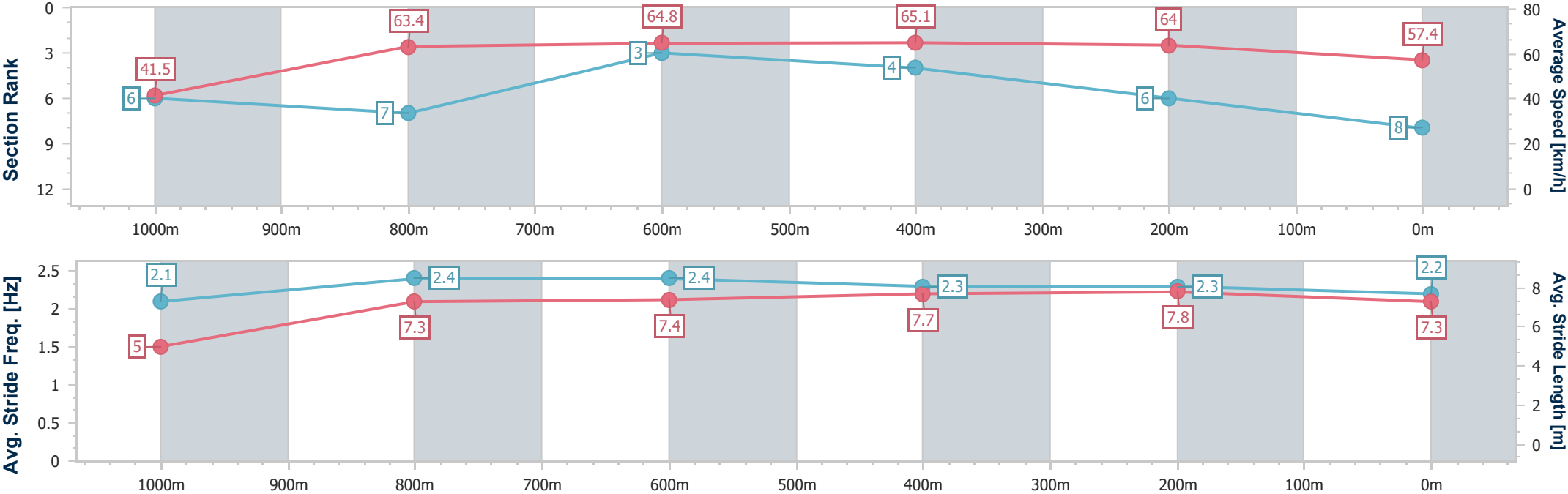
Horse/Jockey Name	Powerchute
Final Rank	8
Fastest Section Time (Section)	0:04.35 (Overall)
Top Speed [km/h] (Section)	67.3 (800m)
Race State	Finished



RockhamptonProfessional  
Race 2: GREAT NORTHERN Maiden Handicap - 1050m  
05 August 2025 - 13:55  
Track Rating: Soft 5, Weather: Fine, Rail Position: +0.5m Entire



Section	Overall	1000m	800m	600m	400m	200m							
Section Times	1:01.86 [8] (0:04.35)	0:57.51 [6] (0:11.50)	0:46.01 [7] (0:11.16)	0:34.85 [3] (0:11.05)	0:23.80 [4] (0:11.27)	0:12.53 [6] (0:12.53)							
Average Speed [km/h]	41.5	63.4	64.8	65.1	64.0	57.4							
Top Speed [km/h]	56.4	66.7	67.3	66.6	65.9	61.3							
Avg. Dist. to Rail [m]	8.5	2.5	1.2	3.6	5.3	5.4							
Avg. Stride Freq. [Hz]	2.1	2.4	2.4	2.3	2.3	2.2							
Avg. Stride Length [m]	5.0	7.3	7.4	7.7	7.8	7.3							





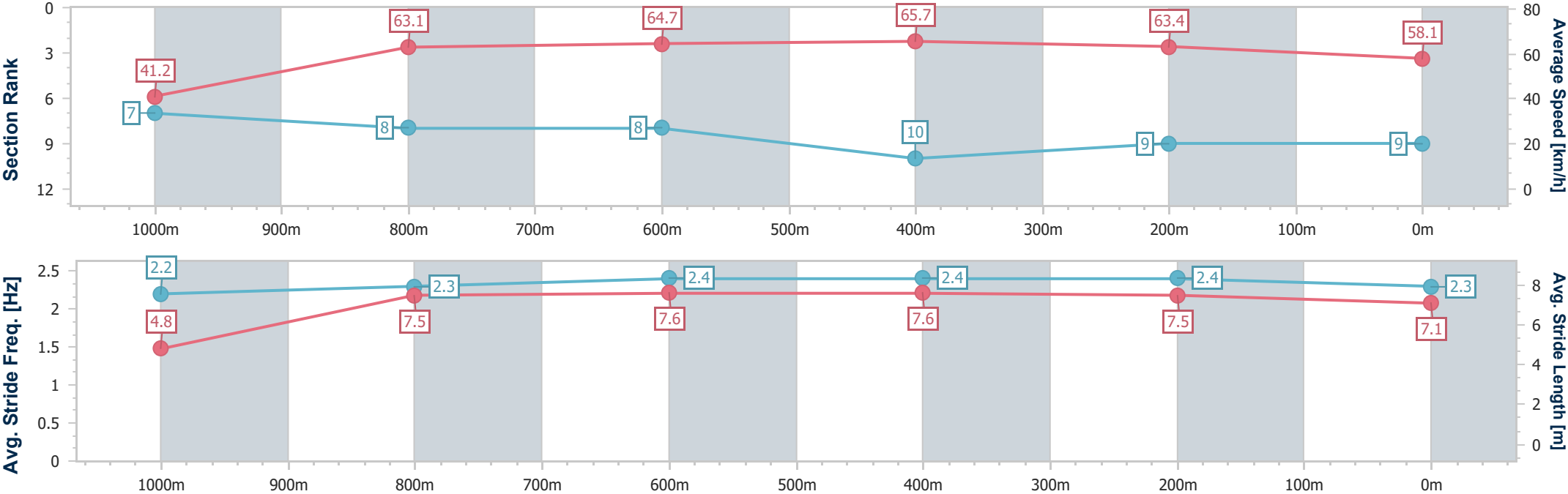
Horse/Jockey Name	Zaboog
Final Rank	9
Fastest Section Time (Section)	0:04.37 (Overall)
Top Speed [km/h] (Section)	67.1 (600m)
Race State	Finished



RockhamptonProfessional  
Race 2: GREAT NORTHERN Maiden Handicap - 1050m  
05 August 2025 - 13:55  
Track Rating: Soft 5, Weather: Fine, Rail Position: +0.5m Entire



Section	Overall	1000m	800m	600m	400m	200m								
Section Times	1:01.95 [9] (0:04.37)	0:57.58 [7] (0:11.56)	0:46.02 [8] (0:11.33)	0:34.69 [8] (0:10.99)	0:23.70 [10] (0:11.32)	0:12.38 [9] (0:12.38)								
Average Speed [km/h]	41.2	63.1	64.7	65.7	63.4	58.1								
Top Speed [km/h]	54.1	66.4	66.7	67.1	66.2	62.7								
Avg. Dist. to Rail [m]	10.3	2.8	2.1	4.3	6.4	8.4								
Avg. Stride Freq. [Hz]	2.2	2.3	2.4	2.4	2.4	2.3								
Avg. Stride Length [m]	4.8	7.5	7.6	7.6	7.5	7.1								





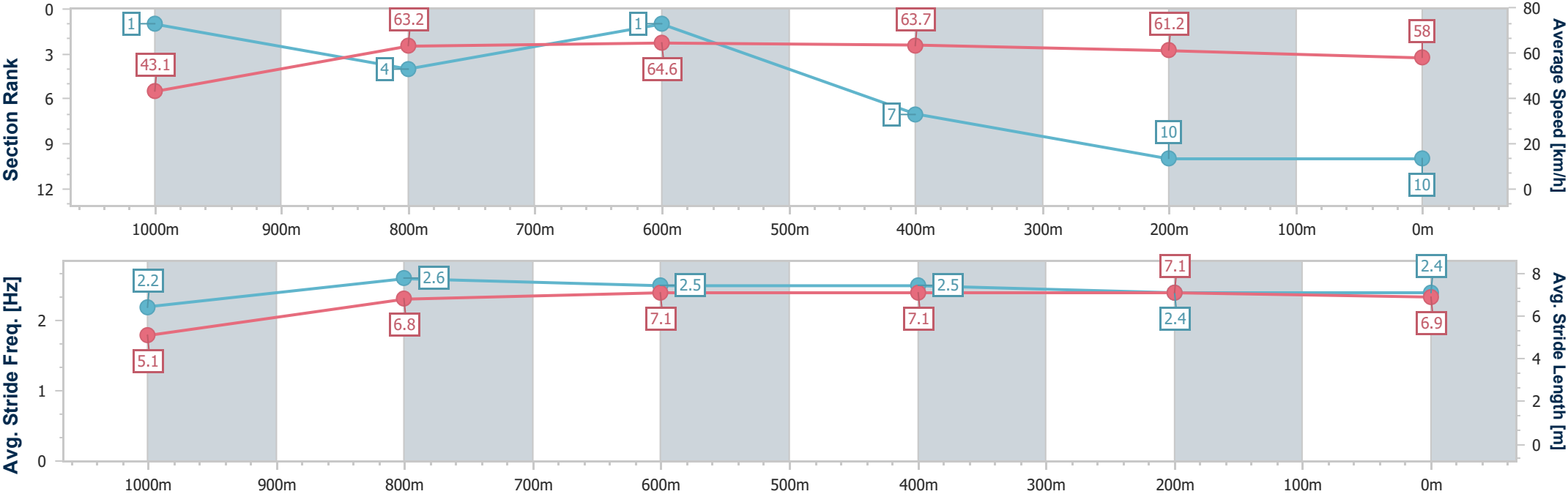
Horse/Jockey Name	I'm Number One
Final Rank	10
Fastest Section Time (Section)	0:04.16 (Overall)
Top Speed [km/h] (Section)	65.6 (800m)
Race State	Finished



RockhamptonProfessional  
Race 2: GREAT NORTHERN Maiden Handicap - 1050m  
05 August 2025 - 13:55  
Track Rating: Soft 5, Weather: Fine, Rail Position: +0.5m Entire



Section	Overall	1000m	800m	600m	400m	200m							
Section Times	1:02.28 [10] (0:04.16)	0:58.12 [1] (0:11.41)	0:46.71 [4] (0:11.22)	0:35.49 [1] (0:11.33)	0:24.16 [7] (0:11.78)	0:12.38 [10] (0:12.38)							
Average Speed [km/h]	43.1	63.2	64.6	63.7	61.2	58.0							
Top Speed [km/h]	54.7	65.5	65.6	64.2	63.1	60.6							
Avg. Dist. to Rail [m]	5.6	1.1	1.2	1.7	2.4	2.8							
Avg. Stride Freq. [Hz]	2.2	2.6	2.5	2.5	2.4	2.4							
Avg. Stride Length [m]	5.1	6.8	7.1	7.1	7.1	6.9							





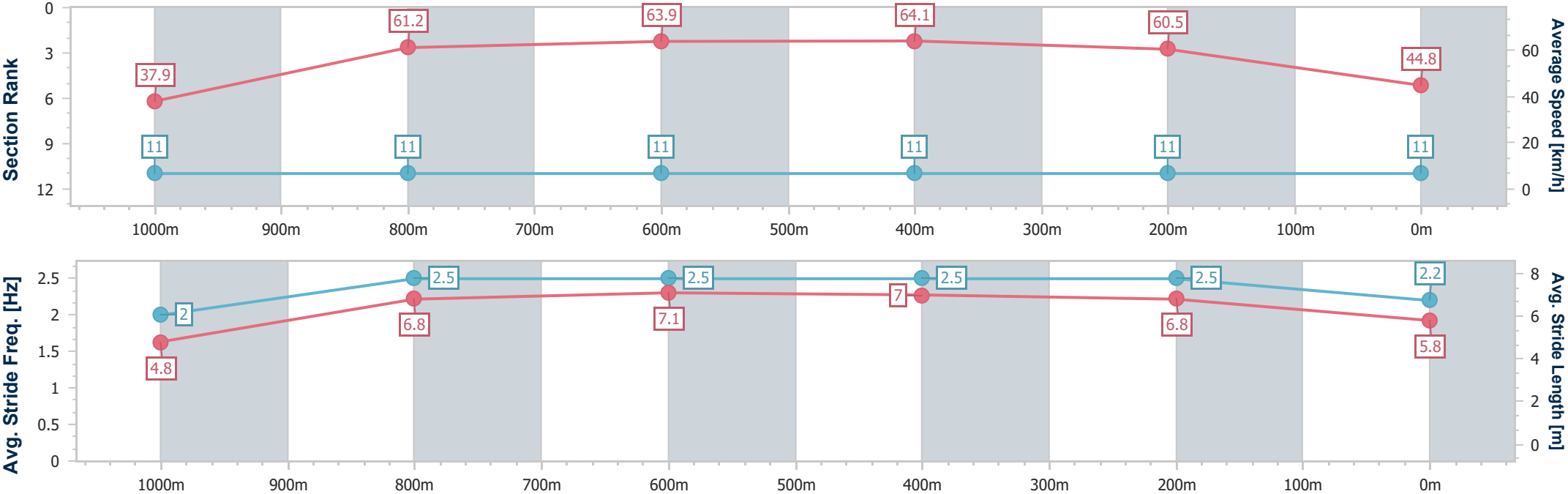
Horse/Jockey Name	Fruit Tingle
Final Rank	11
Fastest Section Time (Section)	0:04.76 (Overall)
Top Speed [km/h] (Section)	64.9 (1000m)
Race State	Finished



RockhamptonProfessional  
Race 2: GREAT NORTHERN Maiden Handicap - 1050m  
05 August 2025 - 13:55  
Track Rating: Soft 5, Weather: Fine, Rail Position: +0.5m Entire



Section	Overall	1000m	800m	600m	400m	200m								
Section Times	1:06.86 [11] (0:04.76)	1:02.10 [11] (0:11.67)	0:50.43 [11] (0:11.27)	0:39.16 [11] (0:11.25)	0:27.91 [11] (0:11.87)	0:16.04 [11] (0:16.04)								
Average Speed [km/h]	37.9	61.2	63.9	64.1	60.5	44.8								
Top Speed [km/h]	53.9	64.9	64.9	64.3	63.6	55.7								
Avg. Dist. to Rail [m]	5.4	1.3	0.8	1.7	3.5	4.9								
Avg. Stride Freq. [Hz]	2.0	2.5	2.5	2.5	2.5	2.2								
Avg. Stride Length [m]	4.8	6.8	7.1	7.0	6.8	5.8								





# Rockhampton Professional

## Race 3: CLINTON TAYLOR PREMIER TRAINER OPEN Handicap - 1100m

05 August 2025 - 14:35



Track Rating: Good 4, Weather: Fine, Rail Position: +0.5m Entire

Section					Overall	1000m	800m	600m	400m	200m	Last 600m			
Field Times					1:03.40 (0:07.46)	0:55.94 (0:11.25)	0:44.69 (0:11.33)	0:33.36 (0:10.80)	0:22.56 (0:10.86)	0:11.70 (0:11.70)	0:33.36			
Rank	TAB	Horse/Jockey	Barrier	Top Speed [km/h]	Fastest Section							Margin	Distance Travelled [m]	
1	3	CAPTAIN FOX	7	69.4	0:07.85	1:03.40 [1]	0:55.55 [5]	0:44.24 [4]	0:33.01 [4]	0:22.37 [3]	0:11.63 [4]	1:03.40	0:33.01	
		Amy Graham		400m	Overall	(0:07.85)	(0:11.31)	(0:11.23)	(0:10.64)	(0:10.74)	(0:11.63)			
2	2	DIVINE OKAY	1	68.3	0:07.85	1:03.46 [2]	0:55.61 [4]	0:43.95 [5]	0:32.83 [5]	0:22.07 [6]	0:11.40 [6]	0.36L	0:32.83	-3
		Ryan Wiggins		600m	Overall	(0:07.85)	(0:11.66)	(0:11.12)	(0:10.76)	(0:10.67)	(0:11.40)			
3	7	ALLOUTATIME	2	68.7	0:07.62	1:03.55 [3]	0:55.93 [3]	0:44.62 [3]	0:33.23 [3]	0:22.50 [4]	0:11.81 [2]	0.9L	0:33.23	-4
		Nikki Olzard		400m	Overall	(0:07.62)	(0:11.31)	(0:11.39)	(0:10.73)	(0:10.69)	(0:11.81)			
3	5	DRAGON'S SNIP	3	67.7	0:07.46	1:03.55 [3]	0:56.09 [1]	0:44.84 [1]	0:33.51 [1]	0:22.71 [1]	0:11.85 [1]	0.9L	0:33.51	-4
		Jackson Murphy		400m	Overall	(0:07.46)	(0:11.25)	(0:11.33)	(0:10.80)	(0:10.86)	(0:11.85)			
5	1	THISLAND IS MYLAND	4	68.5	0:07.55	1:03.58 [5]	0:56.03 [2]	0:44.69 [2]	0:33.44 [2]	0:22.73 [2]	0:11.83 [3]	1.09L	0:33.44	-1
		Sean Cormack		600m	Overall	(0:07.55)	(0:11.34)	(0:11.25)	(0:10.71)	(0:10.90)	(0:11.83)			
6	4	DEEP BLAST	5	69.2	0:08.04	1:03.60 [6]	0:55.56 [7]	0:43.93 [8]	0:32.76 [7]	0:22.11 [7]	0:11.49 [7]	1.19L	0:32.76	-4
		Raul Silvera Olivera		400m	Overall	(0:08.04)	(0:11.63)	(0:11.17)	(0:10.65)	(0:10.62)	(0:11.49)			
7	8	BATTLE OF VIENNA	6	69.5	0:08.05	1:03.88 [7]	0:55.83 [8]	0:44.33 [6]	0:33.15 [6]	0:22.60 [5]	0:11.87 [5]	2.87L	0:33.15	+1
		Adin Thompson		600m	Overall	(0:08.05)	(0:11.50)	(0:11.18)	(0:10.55)	(0:10.73)	(0:11.87)			
8	6	SVINDAL	8	68.4	0:07.94	1:04.01 [8]	0:56.07 [6]	0:44.37 [7]	0:33.06 [8]	0:22.36 [8]	0:11.69 [8]	3.64L	0:33.06	+5
		Ashley Butler		400m	Overall	(0:07.94)	(0:11.70)	(0:11.31)	(0:10.70)	(0:10.67)	(0:11.69)			



Horse/Jockey Name	Captain Fox
Final Rank	1
Fastest Section Time (Section)	0:07.85 (Overall)
Top Speed [km/h] (Section)	69.4 (400m)
Race State	Finished

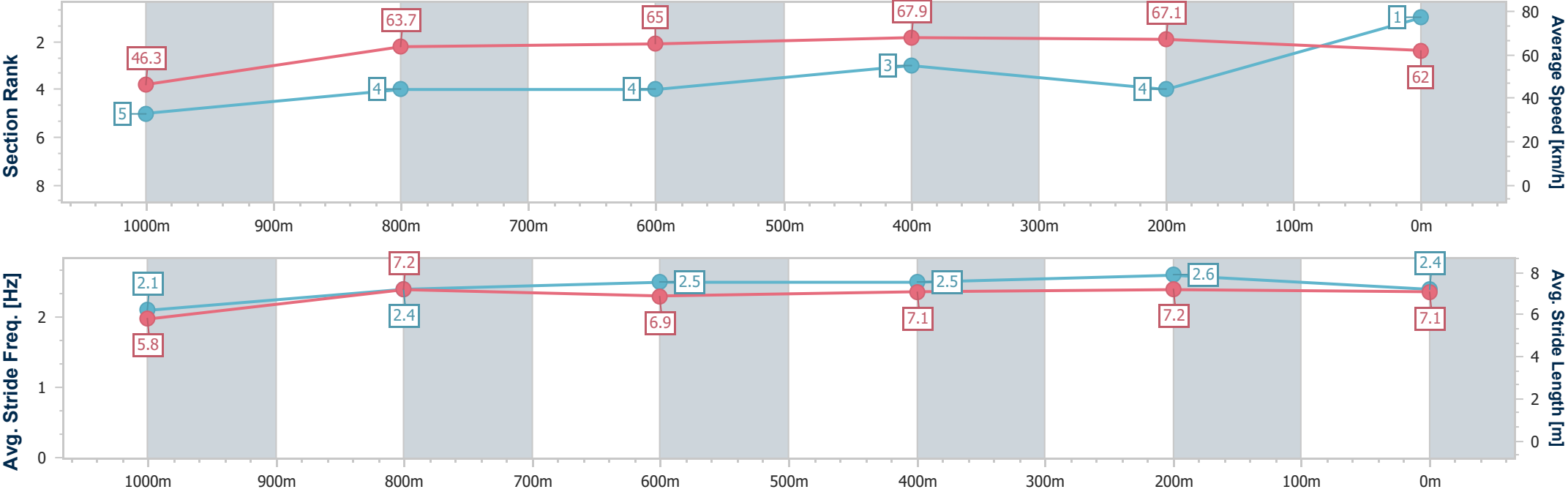


RockhamptonProfessional  
Race 3: CLINTON TAYLOR PREMIER TRAINER OPEN Handicap  
- 1100m



05 August 2025 - 14:35  
Track Rating: Good 4, Weather: Fine, Rail Position: +0.5m Entire

Section	Overall	1000m	800m	600m	400m	200m							
Section Times	1:03.40 [1] (0:07.85)	0:55.55 [5] (0:11.31)	0:44.24 [4] (0:11.23)	0:33.01 [4] (0:10.64)	0:22.37 [3] (0:10.74)	0:11.63 [4] (0:11.63)							
Average Speed [km/h]	46.3	63.7	65.0	67.9	67.1	62.0							
Top Speed [km/h]	59.1	65.3	66.9	69.2	69.4	65.0							
Avg. Dist. to Rail [m]	9.5	0.4	1.9	3.7	7.0	9.5							
Avg. Stride Freq. [Hz]	2.1	2.4	2.5	2.5	2.6	2.4							
Avg. Stride Length [m]	5.8	7.2	6.9	7.1	7.2	7.1							



- [ ] Ranking at each section and finish
- .-.- No data available at this section
- NA No data available





Horse/Jockey Name	Divine Okay
Final Rank	2
Fastest Section Time (Section)	0:07.85 (Overall)
Top Speed [km/h] (Section)	68.3 (600m)
Race State	Finished



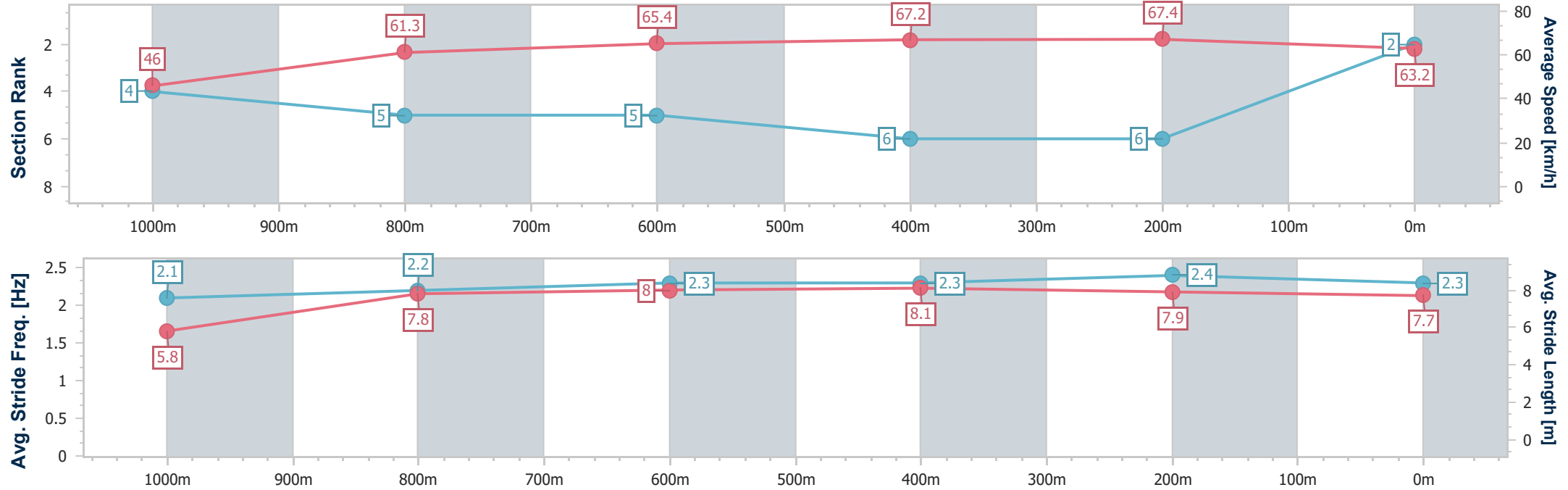
RockhamptonProfessional  
Race 3: CLINTON TAYLOR PREMIER TRAINER OPEN Handicap  
- 1100m

05 August 2025 - 14:35

Track Rating: Good 4, Weather: Fine, Rail Position: +0.5m Entire



Section	Overall	1000m	800m	600m	400m	200m								
Section Times	1:03.46 [2] (0:07.85)	0:55.61 [4] (0:11.66)	0:43.95 [5] (0:11.12)	0:32.83 [5] (0:10.76)	0:22.07 [6] (0:10.67)	0:11.40 [6] (0:11.40)								
Average Speed [km/h]	46.0	61.3	65.4	67.2	67.4	63.2								
Top Speed [km/h]	58.2	64.4	66.9	68.3	68.0	66.7								
Avg. Dist. to Rail [m]	3.8	1.0	1.4	3.1	6.0	9.2								
Avg. Stride Freq. [Hz]	2.1	2.2	2.3	2.3	2.4	2.3								
Avg. Stride Length [m]	5.8	7.8	8.0	8.1	7.9	7.7								



- [ ] Ranking at each section and finish
- .-.- No data available at this section
- NA No data available



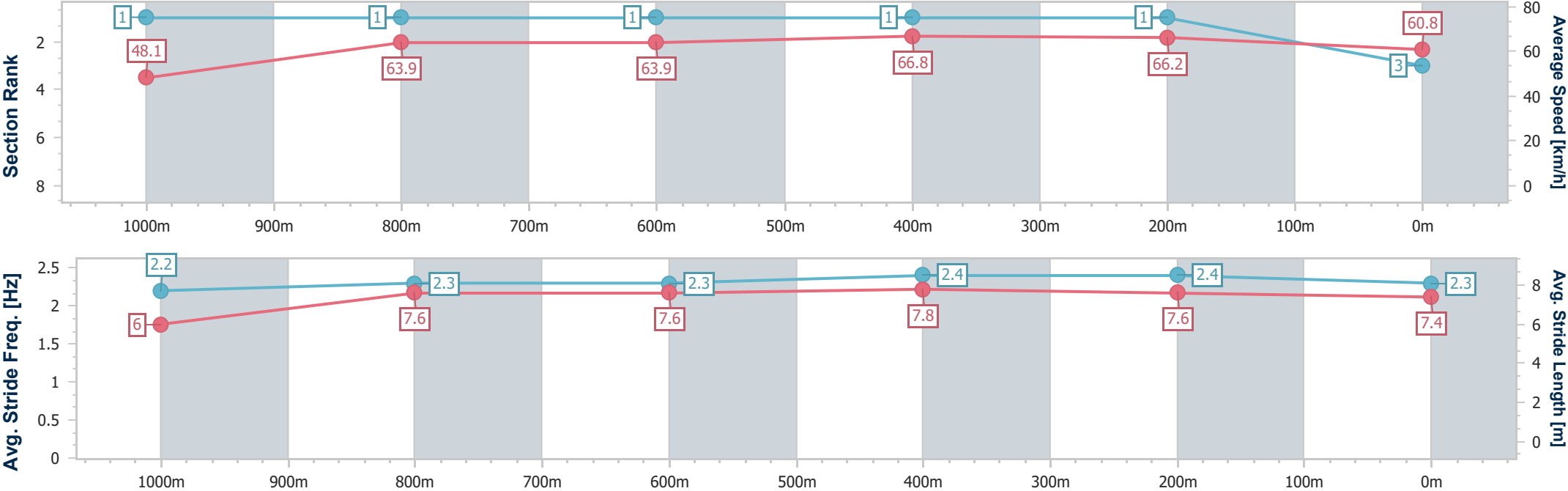
Horse/Jockey Name	Dragon's Snip
Final Rank	3
Fastest Section Time (Section)	0:07.46 (Overall)
Top Speed [km/h] (Section)	67.7 (400m)
Race State	Finished



RockhamptonProfessional  
Race 3: CLINTON TAYLOR PREMIER TRAINER OPEN Handicap  
- 1100m  
05 August 2025 - 14:35  
Track Rating: Good 4, Weather: Fine, Rail Position: +0.5m Entire



Section	Overall	1000m	800m	600m	400m	200m								
Section Times	1:03.55 [3] (0:07.46)	0:56.09 [1] (0:11.25)	0:44.84 [1] (0:11.33)	0:33.51 [1] (0:10.80)	0:22.71 [1] (0:10.86)	0:11.85 [1] (0:11.85)								
Average Speed [km/h]	48.1	63.9	63.9	66.8	66.2	60.8								
Top Speed [km/h]	63.8	65.2	65.8	67.6	67.7	64.5								
Avg. Dist. to Rail [m]	6.0	0.6	0.8	1.5	2.5	3.6								
Avg. Stride Freq. [Hz]	2.2	2.3	2.3	2.4	2.4	2.3								
Avg. Stride Length [m]	6.0	7.6	7.6	7.8	7.6	7.4								





Horse/Jockey Name	Alloutatime
Final Rank	3
Fastest Section Time (Section)	0:07.62 (Overall)
Top Speed [km/h] (Section)	68.7 (400m)
Race State	Finished

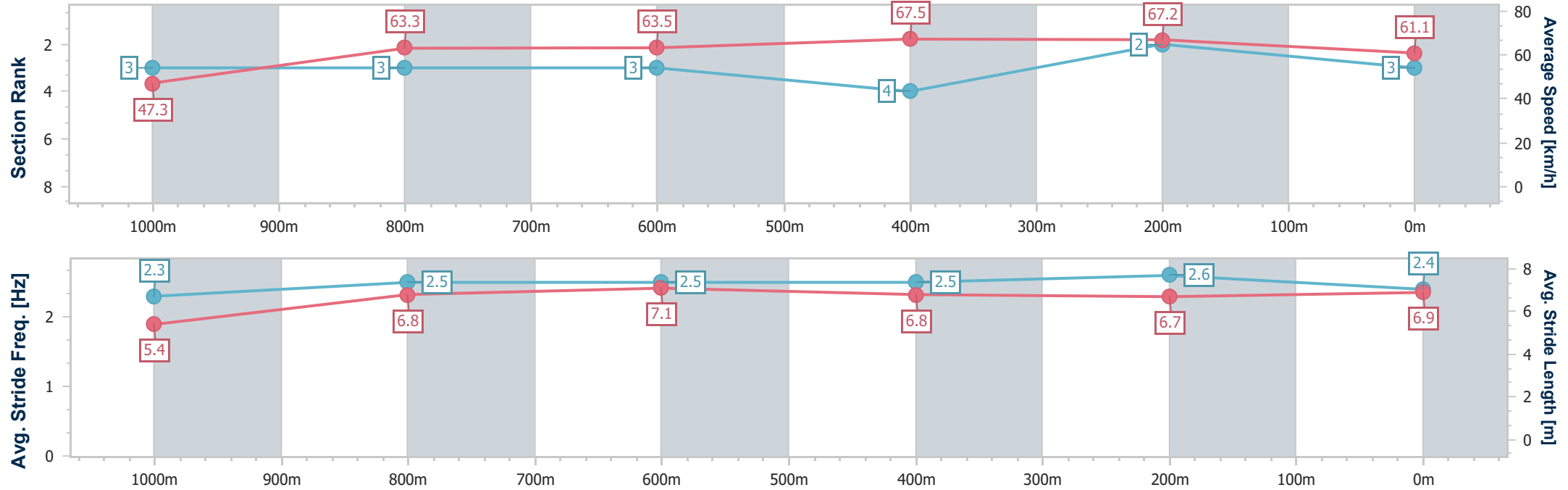


RockhamptonProfessional  
Race 3: CLINTON TAYLOR PREMIER TRAINER OPEN Handicap  
- 1100m



05 August 2025 - 14:35  
Track Rating: Good 4, Weather: Fine, Rail Position: +0.5m Entire

Section	Overall	1000m	800m	600m	400m	200m								
Section Times	1:03.55 [3] (0:07.62)	0:55.93 [3] (0:11.31)	0:44.62 [3] (0:11.39)	0:33.23 [3] (0:10.73)	0:22.50 [4] (0:10.69)	0:11.81 [2] (0:11.81)								
Average Speed [km/h]	47.3	63.3	63.5	67.5	67.2	61.1								
Top Speed [km/h]	60.2	64.0	65.2	68.5	68.7	65.1								
Avg. Dist. to Rail [m]	4.9	1.1	1.2	2.3	5.0	6.9								
Avg. Stride Freq. [Hz]	2.3	2.5	2.5	2.5	2.6	2.4								
Avg. Stride Length [m]	5.4	6.8	7.1	6.8	6.7	6.9								



- [ ] Ranking at each section and finish
- .-.- No data available at this section
- NA No data available



Horse/Jockey Name	Thisland Is Myland
Final Rank	5
Fastest Section Time (Section)	0:07.55 (Overall)
Top Speed [km/h] (Section)	68.5 (600m)
Race State	Finished

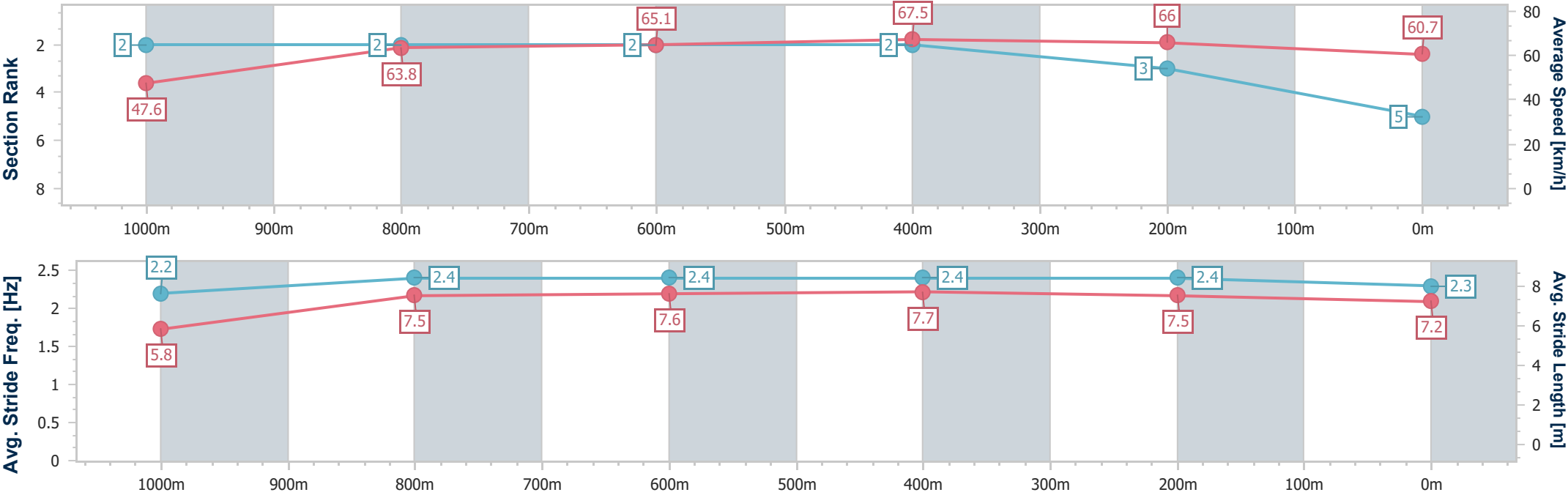


RockhamptonProfessional  
Race 3: CLINTON TAYLOR PREMIER TRAINER OPEN Handicap  
- 1100m



05 August 2025 - 14:35  
Track Rating: Good 4, Weather: Fine, Rail Position: +0.5m Entire

Section	Overall	1000m	800m	600m	400m	200m								
Section Times	1:03.58 [5] (0:07.55)	0:56.03 [2] (0:11.34)	0:44.69 [2] (0:11.25)	0:33.44 [2] (0:10.71)	0:22.73 [2] (0:10.90)	0:11.83 [3] (0:11.83)								
Average Speed [km/h]	47.6	63.8	65.1	67.5	66.0	60.7								
Top Speed [km/h]	59.6	65.3	66.8	68.5	67.4	64.0								
Avg. Dist. to Rail [m]	8.1	1.5	1.8	3.0	3.5	4.5								
Avg. Stride Freq. [Hz]	2.2	2.4	2.4	2.4	2.4	2.3								
Avg. Stride Length [m]	5.8	7.5	7.6	7.7	7.5	7.2								



[ ] Ranking at each section and finish  
- - - - No data available at this section  
NA No data available



Horse/Jockey Name	Deep Blast
Final Rank	6
Fastest Section Time (Section)	0:08.04 (Overall)
Top Speed [km/h] (Section)	69.2 (400m)
Race State	Finished



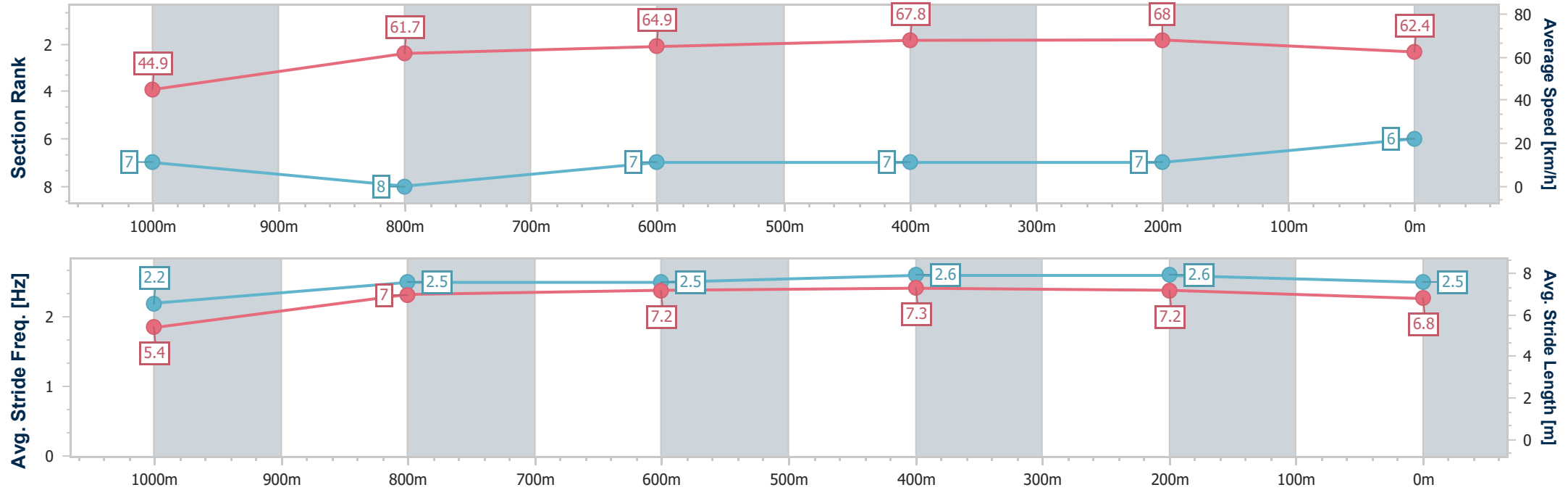
RockhamptonProfessional  
Race 3: CLINTON TAYLOR PREMIER TRAINER OPEN Handicap  
- 1100m

05 August 2025 - 14:35

Track Rating: Good 4, Weather: Fine, Rail Position: +0.5m Entire



Section	Overall	1000m	800m	600m	400m	200m								
Section Times	1:03.60 [6] (0:08.04)	0:55.56 [7] (0:11.63)	0:43.93 [8] (0:11.17)	0:32.76 [7] (0:10.65)	0:22.11 [7] (0:10.62)	0:11.49 [7] (0:11.49)								
Average Speed [km/h]	44.9	61.7	64.9	67.8	68.0	62.4								
Top Speed [km/h]	58.1	64.6	66.3	69.0	69.2	67.0								
Avg. Dist. to Rail [m]	7.0	0.6	1.0	2.5	2.8	2.2								
Avg. Stride Freq. [Hz]	2.2	2.5	2.5	2.6	2.6	2.5								
Avg. Stride Length [m]	5.4	7.0	7.2	7.3	7.2	6.8								





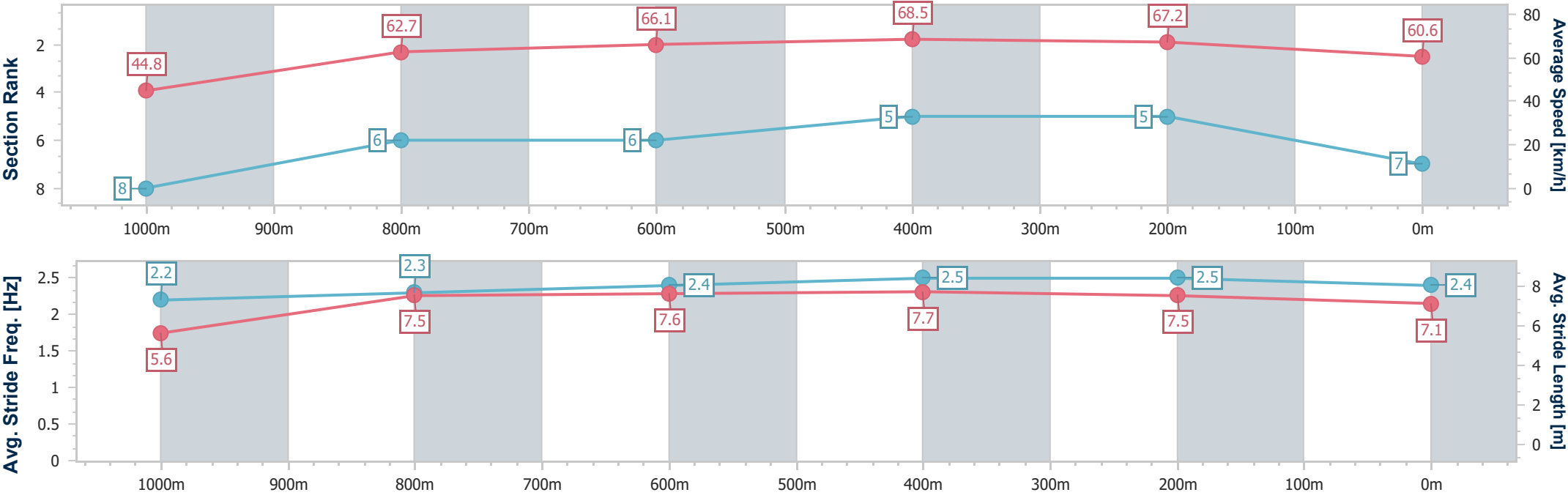
Horse/Jockey Name	Battle Of Vienna
Final Rank	7
Fastest Section Time (Section)	0:08.05 (Overall)
Top Speed [km/h] (Section)	69.5 (600m)
Race State	Finished



RockhamptonProfessional  
Race 3: CLINTON TAYLOR PREMIER TRAINER OPEN Handicap  
- 1100m  
05 August 2025 - 14:35  
Track Rating: Good 4, Weather: Fine, Rail Position: +0.5m Entire



Section	Overall	1000m	800m	600m	400m	200m								
Section Times	1:03.88 [7] (0:08.05)	0:55.83 [8] (0:11.50)	0:44.33 [6] (0:11.18)	0:33.15 [6] (0:10.55)	0:22.60 [5] (0:10.73)	0:11.87 [5] (0:11.87)								
Average Speed [km/h]	44.8	62.7	66.1	68.5	67.2	60.6								
Top Speed [km/h]	60.1	67.4	67.4	69.5	68.4	65.3								
Avg. Dist. to Rail [m]	6.8	1.2	3.0	3.7	6.9	9.9								
Avg. Stride Freq. [Hz]	2.2	2.3	2.4	2.5	2.5	2.4								
Avg. Stride Length [m]	5.6	7.5	7.6	7.7	7.5	7.1								





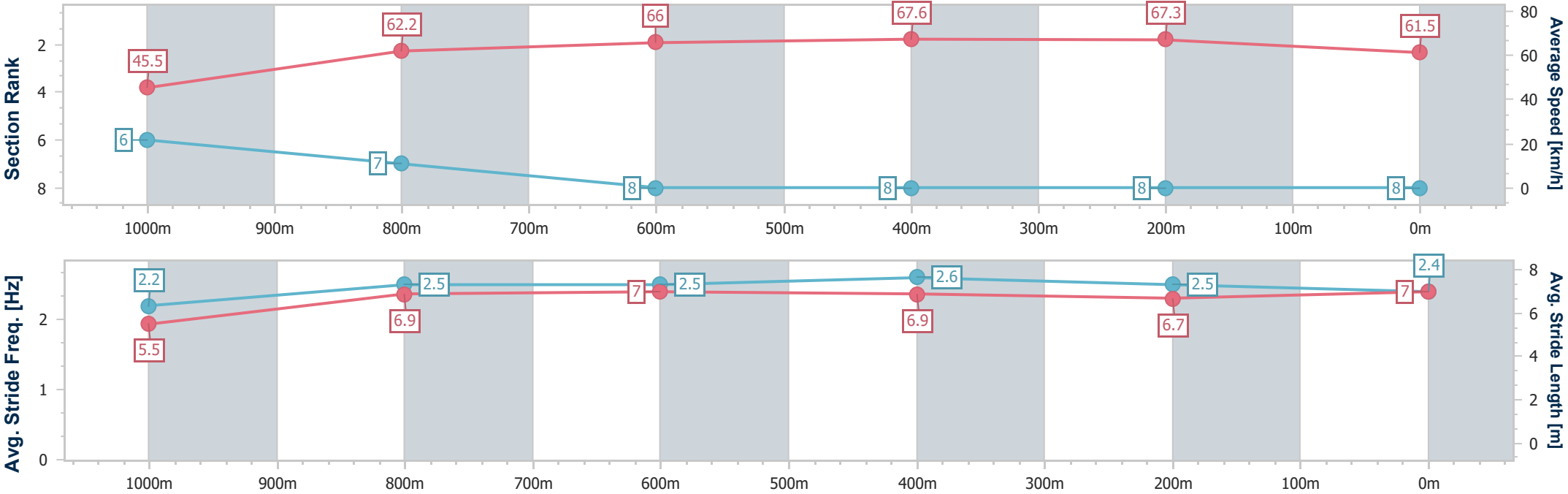
Horse/Jockey Name	Svindal
Final Rank	8
Fastest Section Time (Section)	0:07.94 (Overall)
Top Speed [km/h] (Section)	68.4 (400m)
Race State	Finished



RockhamptonProfessional  
Race 3: CLINTON TAYLOR PREMIER TRAINER OPEN Handicap  
- 1100m  
05 August 2025 - 14:35  
Track Rating: Good 4, Weather: Fine, Rail Position: +0.5m Entire



Section	Overall	1000m	800m	600m	400m	200m							
Section Times	1:04.01 [8] (0:07.94)	0:56.07 [6] (0:11.70)	0:44.37 [7] (0:11.31)	0:33.06 [8] (0:10.70)	0:22.36 [8] (0:10.67)	0:11.69 [8] (0:11.69)							
Average Speed [km/h]	45.5	62.2	66.0	67.6	67.3	61.5							
Top Speed [km/h]	57.5	66.0	66.5	68.4	68.4	66.1							
Avg. Dist. to Rail [m]	10.8	2.4	4.3	4.4	6.2	6.6							
Avg. Stride Freq. [Hz]	2.2	2.5	2.5	2.6	2.5	2.4							
Avg. Stride Length [m]	5.5	6.9	7.0	6.9	6.7	7.0							





# Rockhampton Professional

## Race 4: JUSTIN STANLEY PREMIER JOCKEY Class 6 Plate - 1400m

05 August 2025 - 15:10



Track Rating: Good 4, Weather: Fine, Rail Position: +0.5m Entire

Section						Overall	1200m	1000m	800m	600m	400m	Last 600m	
Field Times						1:23.85 (0:13.42)	1:10.43 (0:12.41)	0:58.02 (0:12.38)	0:45.64 (0:12.14)	0:33.50 (0:11.07)	0:22.43 (0:10.91)	0:33.50	
Rank	TAB	Horse/Jockey	Barrier	Top Speed [km/h]	Fastest Section								Distance Travelled [m]
1	6	GANGITANO	6	67.7	0:10.83	1:23.85 [1]	1:10.26 [2]	0:57.87 [2]	0:45.63 [2]	0:33.40 [2]	0:22.31 [2]	0:33.40	
		Ryan Wiggins		400m	400m	(0:13.59)	(0:12.39)	(0:12.24)	(0:12.23)	(0:11.09)	(0:10.83)		
2	3	PREPOTENT	1	66.7	0:10.99	1:24.03 [2]	1:10.22 [3]	0:57.91 [3]	0:45.58 [3]	0:33.50 [3]	0:22.41 [4]	0:33.50	-3
		Chris McIver		400m	400m	(0:13.81)	(0:12.31)	(0:12.33)	(0:12.08)	(0:11.09)	(0:10.99)		
3	5	ZHUANG SHI	3	68.2	0:10.89	1:24.06 [3]	1:10.23 [4]	0:57.76 [4]	0:45.44 [4]	0:33.37 [4]	0:22.46 [3]	0:33.37	+1
		Sean Cormack		600m	400m	(0:13.83)	(0:12.47)	(0:12.32)	(0:12.07)	(0:10.91)	(0:10.89)		
4	1	FOR VALOUR	2	67.0	0:10.91	1:24.08 [4]	1:10.66 [1]	0:58.25 [1]	0:45.87 [1]	0:33.73 [1]	0:22.66 [1]	0:33.73	-1
		Raul Silvera Olivera		400m	400m	(0:13.42)	(0:12.41)	(0:12.38)	(0:12.14)	(0:11.07)	(0:10.91)		
5	4	CAPO STRADA	4	68.0	0:10.94	1:24.17 [5]	1:10.19 [5]	0:57.77 [5]	0:45.38 [7]	0:33.38 [6]	0:22.44 [5]	0:33.38	+0
		Ashley Butler		600m	600m	(0:13.98)	(0:12.42)	(0:12.39)	(0:12.00)	(0:10.94)	(0:10.98)		
6	8	RAETIHI	5	68.2	0:10.91	1:24.81 [6]	1:10.80 [6]	0:58.29 [7]	0:46.04 [6]	0:33.97 [7]	0:23.06 [6]	0:33.97	+1
		Adin Thompson		600m	600m	(0:14.01)	(0:12.51)	(0:12.25)	(0:12.07)	(0:10.91)	(0:10.98)		
7	9	SMOOTH TORQUE	7	66.4	0:11.08	1:24.84 [7]	1:10.67 [7]	0:58.34 [6]	0:46.11 [5]	0:34.05 [5]	0:22.97 [7]	0:34.05	-4
		Tahlia Fenlon		600m	600m	(0:14.17)	(0:12.33)	(0:12.23)	(0:12.06)	(0:11.08)	(0:11.13)		

Scratched: Canny Be Better (#7), Moenave (#2)





Rockhampton Professional  
Race 4: JUSTIN STANLEY PREMIER JOCKEY Class 6 Plate - 1400m  
05 August 2025 - 15:10



Track Rating: Good 4, Weather: Fine, Rail Position: +0.5m Entire

Section Field Times				200m 0:11.52 (0:11.52)		Last 600m 0:33.50			
Rank	TAB	Horse/Jockey	Barrier	Top Speed [km/h]	Fastest Section	Margin			Distance Travelled [m]
1	6	GANGITANO	6	67.7	0:10.83	0:11.48 [2]	1:23.85	0:33.40	
		Ryan Wiggins		400m	400m	(0:11.48)			
2	3	PREPOTENT	1	66.7	0:10.99	0:11.42 [4]	1.08L	0:33.50	-3
		Chris McIver		400m	400m	(0:11.42)			
3	5	ZHUANG SHI	3	68.2	0:10.89	0:11.57 [3]	1.22L	0:33.37	+1
		Sean Cormack		600m	400m	(0:11.57)			
4	1	FOR VALOUR	2	67.0	0:10.91	0:11.75 [1]	1.39L	0:33.73	-1
		Raul Silvera Olivera		400m	400m	(0:11.75)			
5	4	CAPO STRADA	4	68.0	0:10.94	0:11.46 [5]	1.91L	0:33.38	+0
		Ashley Butler		600m	600m	(0:11.46)			
6	8	RAETIHI	5	68.2	0:10.91	0:12.08 [6]	5.64L	0:33.97	+1
		Adin Thompson		600m	600m	(0:12.08)			
7	9	SMOOTH TORQUE	7	66.4	0:11.08	0:11.84 [7]	5.84L	0:34.05	-4
		Tahlia Fenlon		600m	600m	(0:11.84)			

Scratched: Canny Be Better (#7), Moenave (#2)



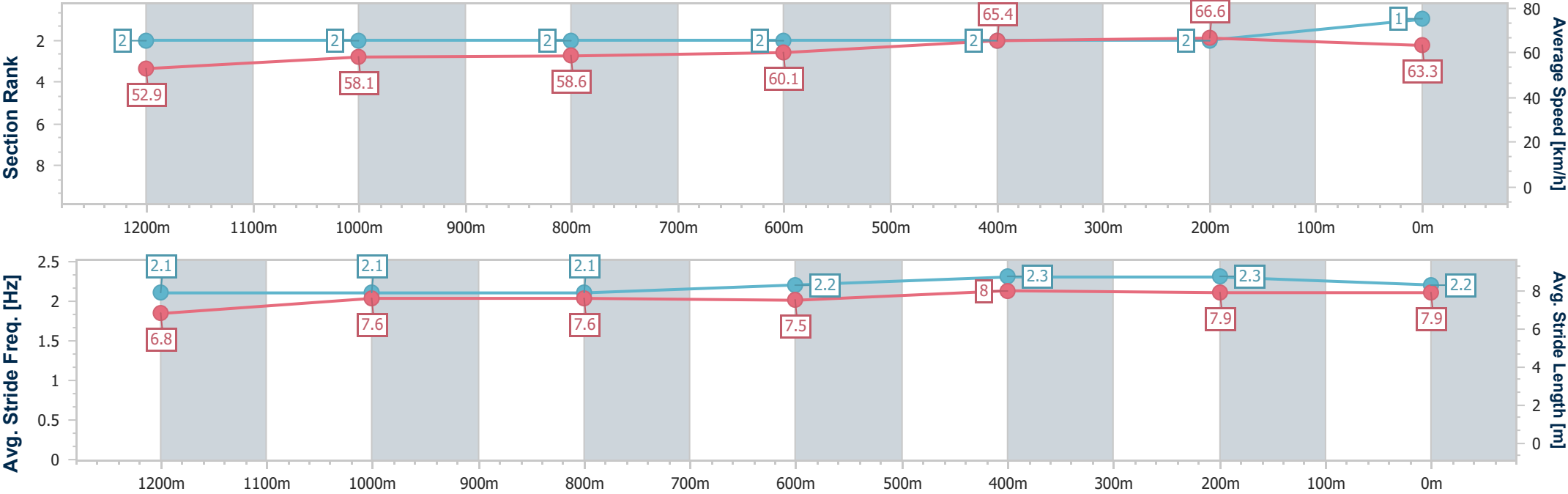
Horse/Jockey Name	Gangitano
Final Rank	1
Fastest Section Time (Section)	0:10.83 (400m)
Top Speed [km/h] (Section)	67.7 (400m)
Race State	Finished



RockhamptonProfessional  
Race 4: JUSTIN STANLEY PREMIER JOCKEY Class 6 Plate - 1400m  
05 August 2025 - 15:10  
Track Rating: Good 4, Weather: Fine, Rail Position: +0.5m Entire



Section	Overall	1200m	1000m	800m	600m	400m	200m						
Section Times	1:23.85 [1] (0:13.59)	1:10.26 [2] (0:12.39)	0:57.87 [2] (0:12.24)	0:45.63 [2] (0:12.23)	0:33.40 [2] (0:11.09)	0:22.31 [2] (0:10.83)	0:11.48 [2] (0:11.48)						
Average Speed [km/h]	52.9	58.1	58.6	60.1	65.4	66.6	63.3						
Top Speed [km/h]	61.2	59.6	60.2	63.3	66.8	67.7	66.0						
Avg. Dist. to Rail [m]	4.5	0.7	0.7	2.7	5.0	4.9	4.5						
Avg. Stride Freq. [Hz]	2.1	2.1	2.1	2.2	2.3	2.3	2.2						
Avg. Stride Length [m]	6.8	7.6	7.6	7.5	8.0	7.9	7.9						





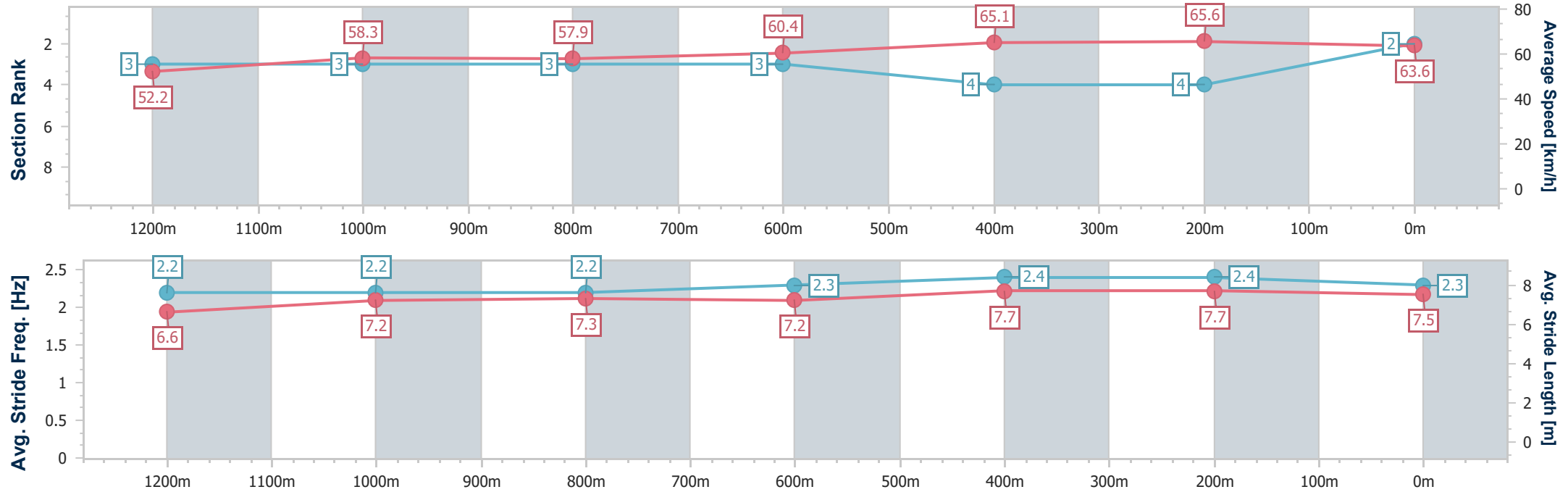
Horse/Jockey Name	Prepotent
Final Rank	2
Fastest Section Time (Section)	0:10.99 (400m)
Top Speed [km/h] (Section)	66.7 (400m)
Race State	Finished



RockhamptonProfessional  
Race 4: JUSTIN STANLEY PREMIER JOCKEY Class 6 Plate - 1400m  
05 August 2025 - 15:10  
Track Rating: Good 4, Weather: Fine, Rail Position: +0.5m Entire



Section	Overall	1200m	1000m	800m	600m	400m	200m						
Section Times	1:24.03 [2] (0:13.81)	1:10.22 [3] (0:12.31)	0:57.91 [3] (0:12.33)	0:45.58 [3] (0:12.08)	0:33.50 [3] (0:11.09)	0:22.41 [4] (0:10.99)	0:11.42 [4] (0:11.42)						
Average Speed [km/h]	52.2	58.3	57.9	60.4	65.1	65.6	63.6						
Top Speed [km/h]	61.7	59.9	58.8	62.9	66.6	66.7	65.0						
Avg. Dist. to Rail [m]	2.5	1.7	0.9	1.3	2.4	3.1	3.8						
Avg. Stride Freq. [Hz]	2.2	2.2	2.2	2.3	2.4	2.4	2.3						
Avg. Stride Length [m]	6.6	7.2	7.3	7.2	7.7	7.7	7.5						



[ ] Ranking at each section and finish  
-.-.- No data available at this section  
NA No data available



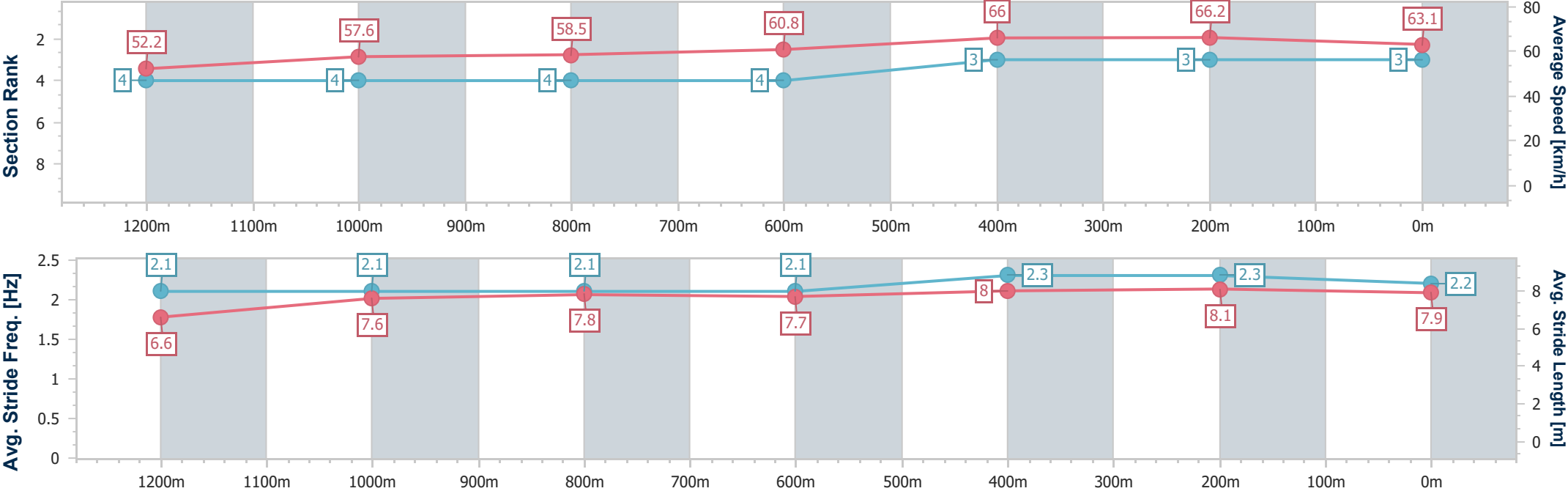
Horse/Jockey Name	Zhuang Shi
Final Rank	3
Fastest Section Time (Section)	0:10.89 (400m)
Top Speed [km/h] (Section)	68.2 (600m)
Race State	Finished



RockhamptonProfessional  
Race 4: JUSTIN STANLEY PREMIER JOCKEY Class 6 Plate - 1400m  
05 August 2025 - 15:10  
Track Rating: Good 4, Weather: Fine, Rail Position: +0.5m Entire



Section	Overall	1200m	1000m	800m	600m	400m	200m						
Section Times	1:24.06 [3] (0:13.83)	1:10.23 [4] (0:12.47)	0:57.76 [4] (0:12.32)	0:45.44 [4] (0:12.07)	0:33.37 [4] (0:10.91)	0:22.46 [3] (0:10.89)	0:11.57 [3] (0:11.57)						
Average Speed [km/h]	52.2	57.6	58.5	60.8	66.0	66.2	63.1						
Top Speed [km/h]	62.4	59.4	59.8	63.2	68.2	67.7	64.6						
Avg. Dist. to Rail [m]	3.4	0.3	0.3	2.4	4.5	5.6	6.9						
Avg. Stride Freq. [Hz]	2.1	2.1	2.1	2.1	2.3	2.3	2.2						
Avg. Stride Length [m]	6.6	7.6	7.8	7.7	8.0	8.1	7.9						





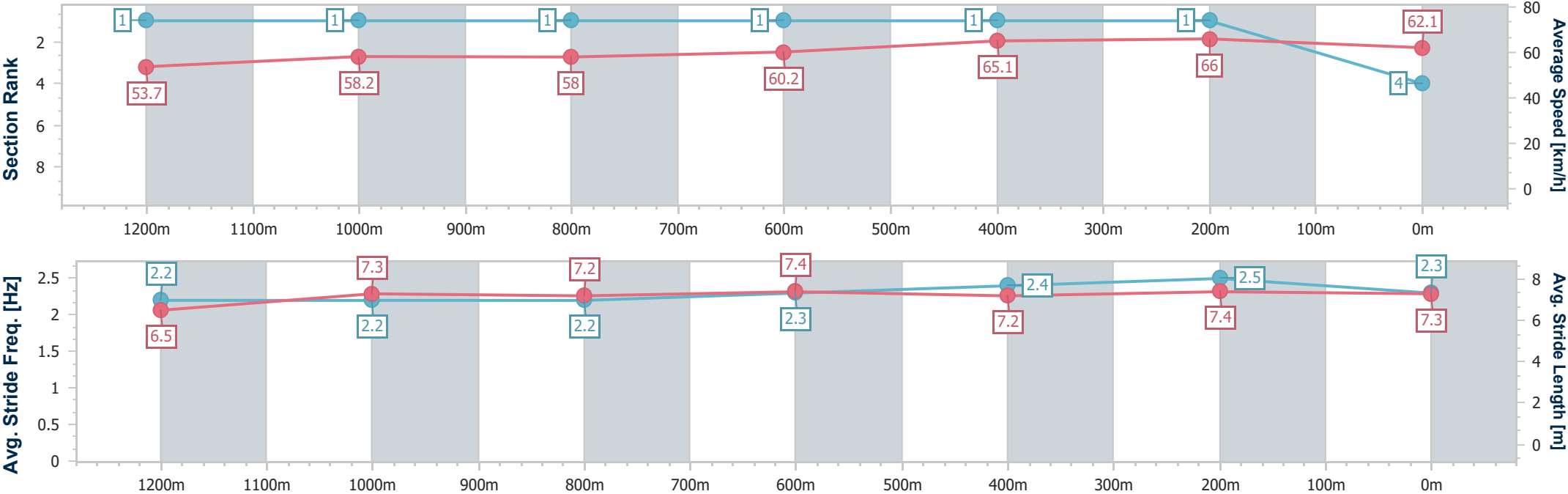
Horse/Jockey Name	For Valour
Final Rank	4
Fastest Section Time (Section)	0:10.91 (400m)
Top Speed [km/h] (Section)	67.0 (400m)
Race State	Finished



RockhamptonProfessional  
Race 4: JUSTIN STANLEY PREMIER JOCKEY Class 6 Plate - 1400m  
05 August 2025 - 15:10  
Track Rating: Good 4, Weather: Fine, Rail Position: +0.5m Entire



Section	Overall	1200m	1000m	800m	600m	400m	200m						
Section Times	1:24.08 [4] (0:13.42)	1:10.66 [1] (0:12.41)	0:58.25 [1] (0:12.38)	0:45.87 [1] (0:12.14)	0:33.73 [1] (0:11.07)	0:22.66 [1] (0:10.91)	0:11.75 [1] (0:11.75)						
Average Speed [km/h]	53.7	58.2	58.0	60.2	65.1	66.0	62.1						
Top Speed [km/h]	62.0	60.2	58.8	62.4	66.8	67.0	64.6						
Avg. Dist. to Rail [m]	2.8	0.6	0.5	1.6	2.5	2.7	2.9						
Avg. Stride Freq. [Hz]	2.2	2.2	2.2	2.3	2.4	2.5	2.3						
Avg. Stride Length [m]	6.5	7.3	7.2	7.4	7.2	7.4	7.3						





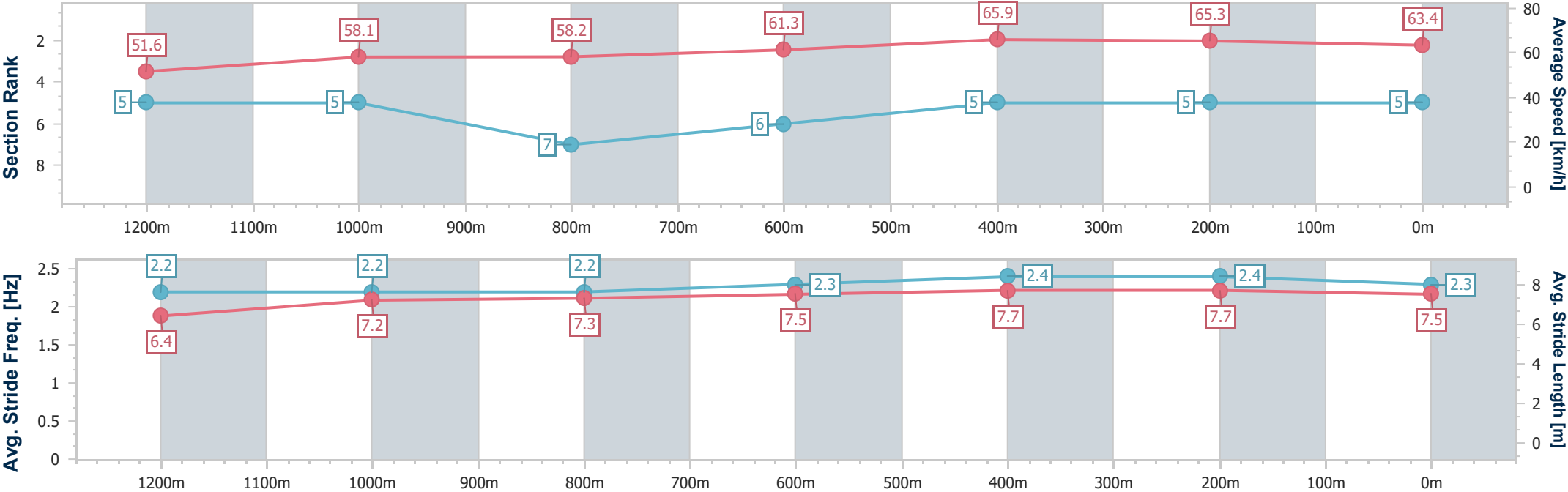
Horse/Jockey Name	Capo Strada
Final Rank	5
Fastest Section Time (Section)	0:10.94 (600m)
Top Speed [km/h] (Section)	68.0 (600m)
Race State	Finished



RockhamptonProfessional  
Race 4: JUSTIN STANLEY PREMIER JOCKEY Class 6 Plate - 1400m  
05 August 2025 - 15:10  
Track Rating: Good 4, Weather: Fine, Rail Position: +0.5m Entire



Section	Overall	1200m	1000m	800m	600m	400m	200m						
Section Times	1:24.17 [5] (0:13.98)	1:10.19 [5] (0:12.42)	0:57.77 [5] (0:12.39)	0:45.38 [7] (0:12.00)	0:33.38 [6] (0:10.94)	0:22.44 [5] (0:10.98)	0:11.46 [5] (0:11.46)						
Average Speed [km/h]	51.6	58.1	58.2	61.3	65.9	65.3	63.4						
Top Speed [km/h]	62.2	60.9	60.8	62.7	68.0	67.1	64.9						
Avg. Dist. to Rail [m]	4.3	0.4	0.5	2.2	4.5	5.6	7.3						
Avg. Stride Freq. [Hz]	2.2	2.2	2.2	2.3	2.4	2.4	2.3						
Avg. Stride Length [m]	6.4	7.2	7.3	7.5	7.7	7.7	7.5						





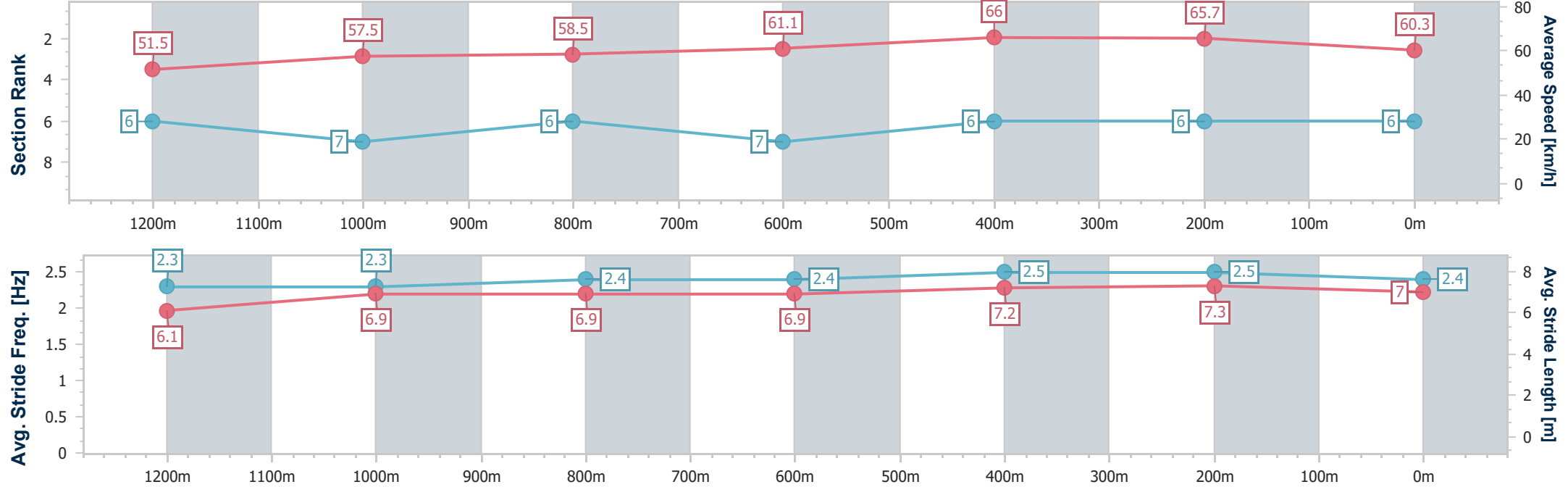
Horse/Jockey Name	Raetihi
Final Rank	6
Fastest Section Time (Section)	0:10.91 (600m)
Top Speed [km/h] (Section)	68.2 (600m)
Race State	Finished



RockhamptonProfessional  
Race 4: JUSTIN STANLEY PREMIER JOCKEY Class 6 Plate - 1400m  
05 August 2025 - 15:10  
Track Rating: Good 4, Weather: Fine, Rail Position: +0.5m Entire



Section	Overall	1200m	1000m	800m	600m	400m	200m						
Section Times	1:24.81 [6] (0:14.01)	1:10.80 [6] (0:12.51)	0:58.29 [7] (0:12.25)	0:46.04 [6] (0:12.07)	0:33.97 [7] (0:10.91)	0:23.06 [6] (0:10.98)	0:12.08 [6] (0:12.08)						
Average Speed [km/h]	51.5	57.5	58.5	61.1	66.0	65.7	60.3						
Top Speed [km/h]	61.7	61.0	60.7	63.0	68.2	68.1	64.2						
Avg. Dist. to Rail [m]	4.6	0.6	0.6	2.6	5.1	5.9	7.3						
Avg. Stride Freq. [Hz]	2.3	2.3	2.4	2.4	2.5	2.5	2.4						
Avg. Stride Length [m]	6.1	6.9	6.9	6.9	7.2	7.3	7.0						





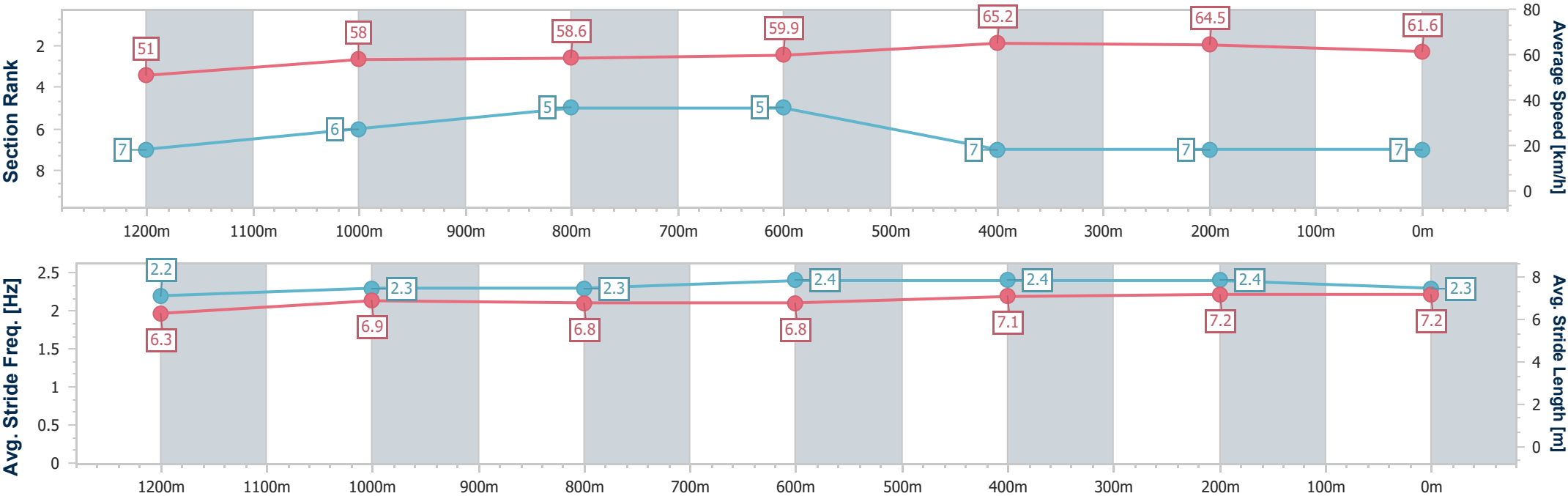
Horse/Jockey Name	Smooth Torque
Final Rank	7
Fastest Section Time (Section)	0:11.08 (600m)
Top Speed [km/h] (Section)	66.4 (600m)
Race State	Finished



RockhamptonProfessional  
Race 4: JUSTIN STANLEY PREMIER JOCKEY Class 6 Plate - 1400m  
05 August 2025 - 15:10  
Track Rating: Good 4, Weather: Fine, Rail Position: +0.5m Entire



Section	Overall	1200m	1000m	800m	600m	400m	200m						
Section Times	1:24.84 [7] (0:14.17)	1:10.67 [7] (0:12.33)	0:58.34 [6] (0:12.23)	0:46.11 [5] (0:12.06)	0:34.05 [5] (0:11.08)	0:22.97 [7] (0:11.13)	0:11.84 [7] (0:11.84)						
Average Speed [km/h]	51.0	58.0	58.6	59.9	65.2	64.5	61.6						
Top Speed [km/h]	62.9	62.0	60.1	62.8	66.4	65.8	64.0						
Avg. Dist. to Rail [m]	5.2	1.5	1.6	1.2	2.0	2.8	4.1						
Avg. Stride Freq. [Hz]	2.2	2.3	2.3	2.4	2.4	2.4	2.3						
Avg. Stride Length [m]	6.3	6.9	6.8	6.8	7.1	7.2	7.2						







Rockhampton Professional  
Race 5: McKENZIE APEL PREMIER APPRENTICE JOCKEY BM60  
Handicap - 1300m  
05 August 2025 - 15:50



Track Rating: Good 4, Weather: Fine, Rail Position: +0.5m Entire

Section						Overall	1200m	1000m	800m	600m	400m	Last 600m	
Field Times						1:16.34 (0:07.68)	1:08.66 (0:11.13)	0:57.53 (0:11.20)	0:46.33 (0:12.00)	0:34.33 (0:11.26)	0:23.07 (0:11.06)	0:34.33	
Rank	TAB	Horse/Jockey	Barrier	Top Speed [km/h]	Fastest Section								Distance Travelled [m]
1	5	OUTWITTED	2	67.0	0:07.68	1:16.34 [1]	1:08.66 [1]	0:57.36 [2]	0:45.96 [2]	0:34.17 [2]	0:23.04 [2]	0:34.17	
		Ashley Butler		400m	Overall	(0:07.68)	(0:11.30)	(0:11.40)	(0:11.79)	(0:11.13)	(0:11.03)		
2	4	THUNDER MANIA	1	67.0	0:07.81	1:16.47 [2]	1:08.66 [2]	0:57.23 [4]	0:45.95 [3]	0:34.06 [3]	0:22.97 [4]	0:34.06	-2
		Adam Sewell		400m	Overall	(0:07.81)	(0:11.43)	(0:11.28)	(0:11.89)	(0:11.09)	(0:11.03)		
3	9	SANTORINI SUMMER	9	67.1	0:08.20	1:16.47 [3]	1:08.27 [9]	0:56.57 [7]	0:45.50 [7]	0:33.78 [7]	0:22.86 [5]	0:33.78	+1
		Tahlia Fenlon		600m	Overall	(0:08.20)	(0:11.70)	(0:11.07)	(0:11.72)	(0:10.92)	(0:10.92)		
4	6	SPELLMASTER	8	67.7	0:07.87	1:16.57 [4]	1:08.70 [4]	0:57.76 [1]	0:46.56 [1]	0:34.56 [1]	0:23.30 [1]	0:34.56	+3
		Ryan Wiggins		1200m	Overall	(0:07.87)	(0:10.94)	(0:11.20)	(0:12.00)	(0:11.26)	(0:11.20)		
5	3	GENERAL WOLFFE	7	67.5	0:08.18	1:16.61 [5]	1:08.43 [8]	0:56.63 [9]	0:45.19 [9]	0:33.49 [9]	0:22.51 [9]	0:33.49	+1
		Raul Silvera Olivera		600m	Overall	(0:08.18)	(0:11.80)	(0:11.44)	(0:11.70)	(0:10.98)	(0:10.90)		
6	7	TIZSO FAB	5	66.6	0:07.82	1:16.69 [6]	1:08.87 [3]	0:57.46 [3]	0:46.16 [4]	0:34.28 [4]	0:23.27 [3]	0:34.28	+1
		Chris McIver		600m	Overall	(0:07.82)	(0:11.41)	(0:11.30)	(0:11.88)	(0:11.01)	(0:11.19)		
7	2	CRACKER ESSGEE	6	66.7	0:08.11	1:16.72 [7]	1:08.61 [7]	0:56.81 [8]	0:45.55 [8]	0:33.86 [8]	0:22.80 [8]	0:33.86	+2
		Olivia Kendal		600m	Overall	(0:08.11)	(0:11.80)	(0:11.26)	(0:11.69)	(0:11.06)	(0:11.04)		
8	8	YELLOWHAMMER	3	66.4	0:07.94	1:17.07 [8]	1:09.13 [5]	0:57.48 [6]	0:46.26 [5]	0:34.48 [5]	0:23.41 [7]	0:34.48	+1
		Adin Thompson		600m	Overall	(0:07.94)	(0:11.65)	(0:11.22)	(0:11.78)	(0:11.07)	(0:11.25)		
9	1	CANNY BE BETTER	4	66.8	0:07.99	1:17.15 [9]	1:09.16 [6]	0:57.57 [5]	0:46.32 [6]	0:34.52 [6]	0:23.52 [6]	0:34.52	+5
		Nikki Olzard		600m	Overall	(0:07.99)	(0:11.59)	(0:11.25)	(0:11.80)	(0:11.00)	(0:11.20)		



Rockhampton Professional  
Race 5: McKENZIE APEL PREMIER APPRENTICE JOCKEY BM60  
Handicap - 1300m  
05 August 2025 - 15:50



Track Rating: Good 4, Weather: Fine, Rail Position: +0.5m Entire

Section		200m					Last 600m		
Field Times		0:12.01 (0:12.01)					0:34.33		
Rank	TAB	Horse/Jockey	Barrier	Top Speed [km/h]	Fastest Section	Margin		Distance Travelled [m]	
1	5	OUTWITTED	2	67.0	0:07.68	0:12.01 [1]	1:16.34	0:34.17	
		Ashley Butler		400m	Overall	(0:12.01)			
2	4	THUNDER MANIA	1	67.0	0:07.81	0:11.94 [3]	0.76L	0:34.06	-2
		Adam Sewell		400m	Overall	(0:11.94)			
3	9	SANTORINI SUMMER	9	67.1	0:08.20	0:11.94 [4]	0.76L	0:33.78	+1
		Tahlia Fenlon		600m	Overall	(0:11.94)			
4	6	SPELLMASTER	8	67.7	0:07.87	0:12.10 [2]	1.36L	0:34.56	+3
		Ryan Wiggins		1200m	Overall	(0:12.10)			
5	3	GENERAL WOLFFE	7	67.5	0:08.18	0:11.61 [9]	1.56L	0:33.49	+1
		Raul Silvera Olivera		600m	Overall	(0:11.61)			
6	7	TIZSO FAB	5	66.6	0:07.82	0:12.08 [5]	2.04L	0:34.28	+1
		Chris McIver		600m	Overall	(0:12.08)			
7	2	CRACKER ESSGEE	6	66.7	0:08.11	0:11.76 [8]	2.2L	0:33.86	+2
		Olivia Kendal		600m	Overall	(0:11.76)			
8	8	YELLOWHAMMER	3	66.4	0:07.94	0:12.16 [7]	4.29L	0:34.48	+1
		Adin Thompson		600m	Overall	(0:12.16)			
9	1	CANNY BE BETTER	4	66.8	0:07.99	0:12.32 [6]	4.78L	0:34.52	+5
		Nikki Olzard		600m	Overall	(0:12.32)			



Horse/Jockey Name	Outwitted
Final Rank	1
Fastest Section Time (Section)	0:07.68 (Overall)
Top Speed [km/h] (Section)	67.0 (400m)
Race State	Finished

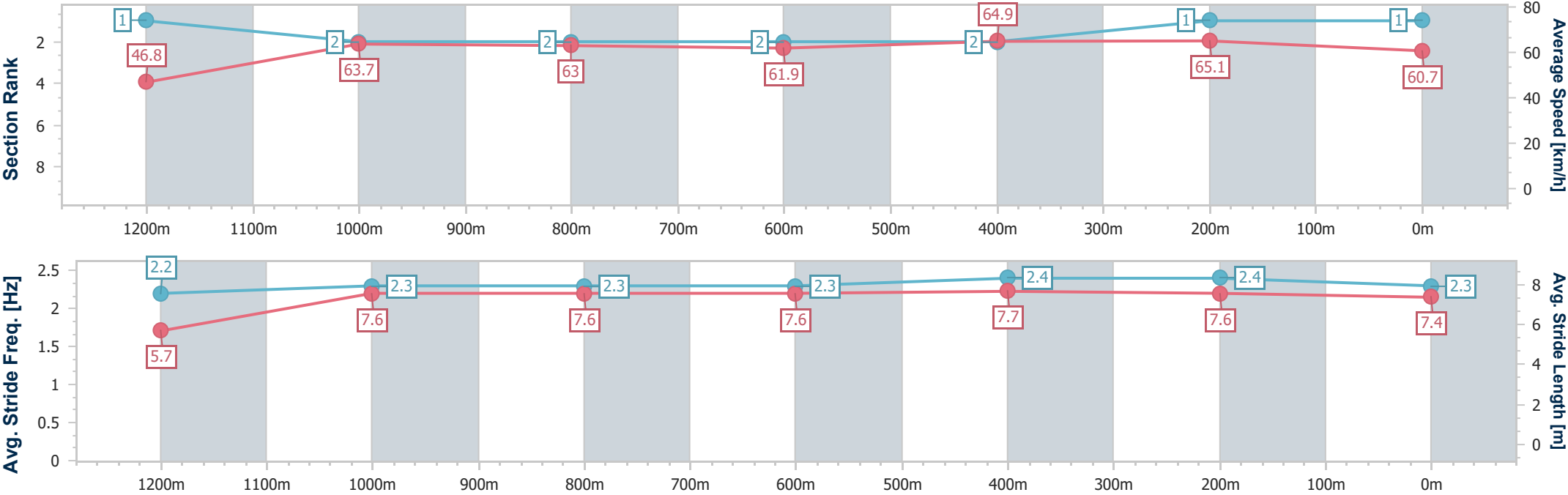


RockhamptonProfessional  
Race 5: McKENZIE APEL PREMIER APPRENTICE JOCKEY  
BM60 Handicap - 1300m  
05 August 2025 - 15:50



Track Rating: Good 4, Weather: Fine, Rail Position: +0.5m Entire

Section	Overall	1200m	1000m	800m	600m	400m	200m						
Section Times	1:16.34 [1] (0:07.68)	1:08.66 [1] (0:11.30)	0:57.36 [2] (0:11.40)	0:45.96 [2] (0:11.79)	0:34.17 [2] (0:11.13)	0:23.04 [2] (0:11.03)	0:12.01 [1] (0:12.01)						
Average Speed [km/h]	46.8	63.7	63.0	61.9	64.9	65.1	60.7						
Top Speed [km/h]	61.1	65.3	64.5	64.2	67.0	67.0	63.9						
Avg. Dist. to Rail [m]	3.7	0.6	0.5	1.7	3.6	3.9	4.2						
Avg. Stride Freq. [Hz]	2.2	2.3	2.3	2.3	2.4	2.4	2.3						
Avg. Stride Length [m]	5.7	7.6	7.6	7.6	7.7	7.6	7.4						





Horse/Jockey Name	Thunder Mania
Final Rank	2
Fastest Section Time (Section)	0:07.81 (Overall)
Top Speed [km/h] (Section)	67.0 (400m)
Race State	Finished

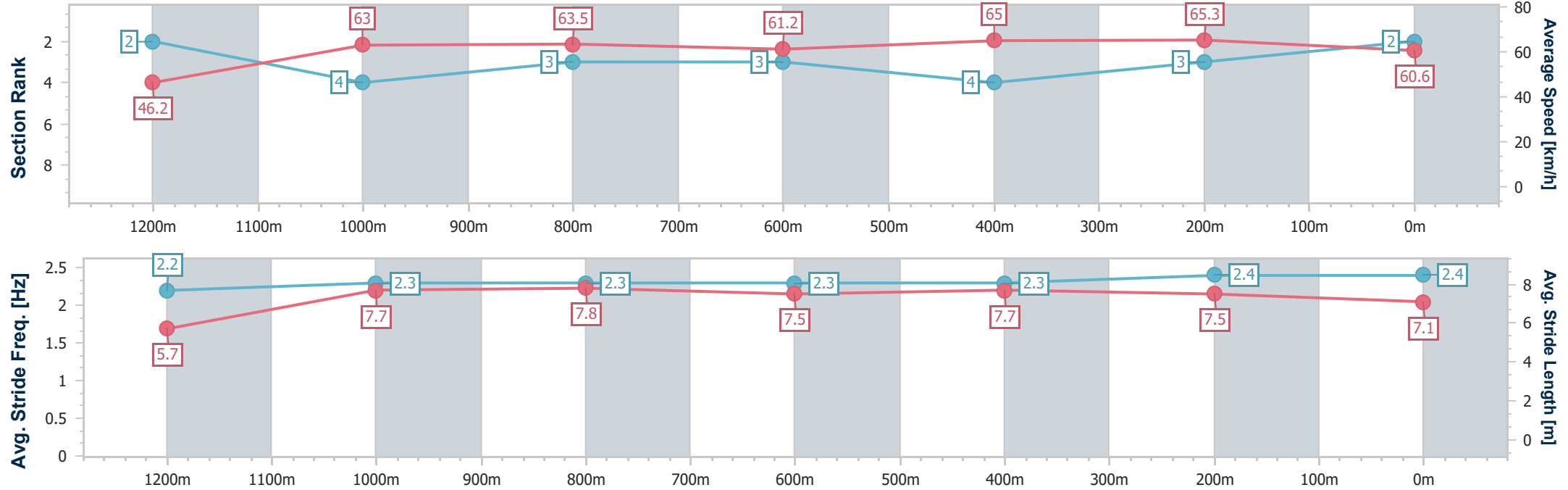


RockhamptonProfessional  
Race 5: McKENZIE APEL PREMIER APPRENTICE JOCKEY  
BM60 Handicap - 1300m  
05 August 2025 - 15:50



Track Rating: Good 4, Weather: Fine, Rail Position: +0.5m Entire

Section	Overall	1200m	1000m	800m	600m	400m	200m						
Section Times	1:16.47 [2] (0:07.81)	1:08.66 [2] (0:11.43)	0:57.23 [4] (0:11.28)	0:45.95 [3] (0:11.89)	0:34.06 [3] (0:11.09)	0:22.97 [4] (0:11.03)	0:11.94 [3] (0:11.94)						
Average Speed [km/h]	46.2	63.0	63.5	61.2	65.0	65.3	60.6						
Top Speed [km/h]	59.4	65.0	64.7	63.7	66.2	67.0	65.2						
Avg. Dist. to Rail [m]	2.8	0.7	0.8	1.3	2.3	3.4	4.7						
Avg. Stride Freq. [Hz]	2.2	2.3	2.3	2.3	2.3	2.4	2.4						
Avg. Stride Length [m]	5.7	7.7	7.8	7.5	7.7	7.5	7.1						





Horse/Jockey Name	Santorini Summer
Final Rank	3
Fastest Section Time (Section)	0:08.20 (Overall)
Top Speed [km/h] (Section)	67.1 (600m)
Race State	Finished

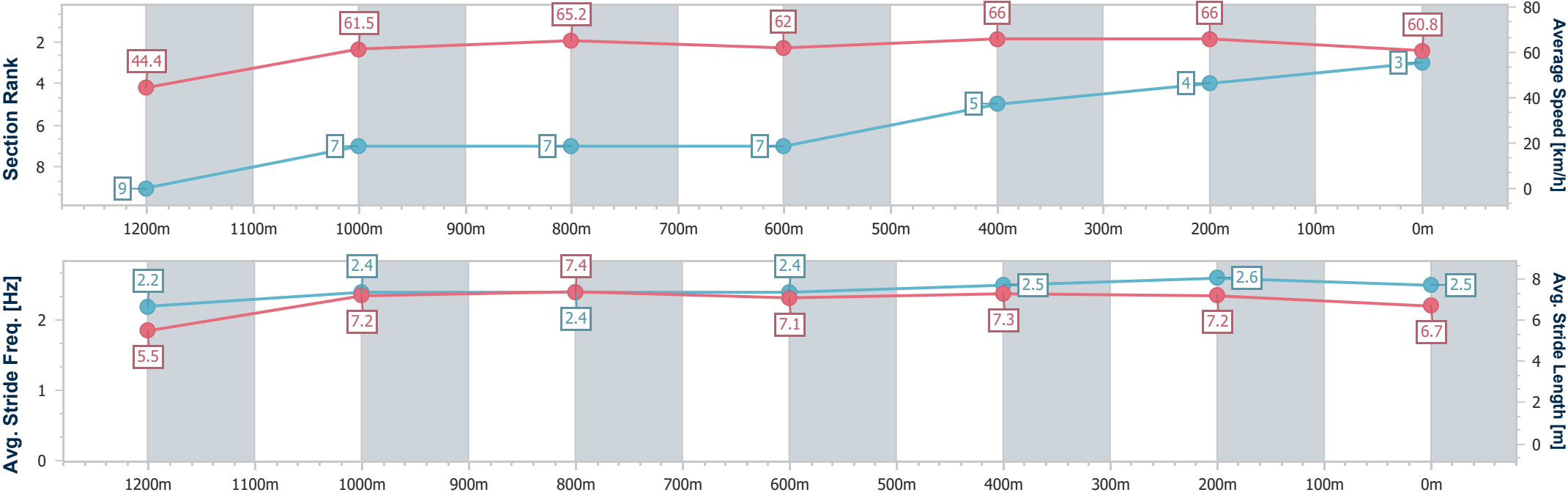


RockhamptonProfessional  
Race 5: McKENZIE APEL PREMIER APPRENTICE JOCKEY  
BM60 Handicap - 1300m  
05 August 2025 - 15:50



Track Rating: Good 4, Weather: Fine, Rail Position: +0.5m Entire

Section	Overall	1200m	1000m	800m	600m	400m	200m						
Section Times	1:16.47 [3] (0:08.20)	1:08.27 [9] (0:11.70)	0:56.57 [7] (0:11.07)	0:45.50 [7] (0:11.72)	0:33.78 [7] (0:10.92)	0:22.86 [5] (0:10.92)	0:11.94 [4]						
Average Speed [km/h]	44.4	61.5	65.2	62.0	66.0	66.0	60.8						
Top Speed [km/h]	58.2	65.1	67.0	64.0	67.1	66.9	63.7						
Avg. Dist. to Rail [m]	11.5	2.0	0.5	1.4	3.6	5.9	7.6						
Avg. Stride Freq. [Hz]	2.2	2.4	2.4	2.4	2.5	2.6	2.5						
Avg. Stride Length [m]	5.5	7.2	7.4	7.1	7.3	7.2	6.7						





Horse/Jockey Name	Spellmaster
Final Rank	4
Fastest Section Time (Section)	0:07.87 (Overall)
Top Speed [km/h] (Section)	67.7 (1200m)
Race State	Finished

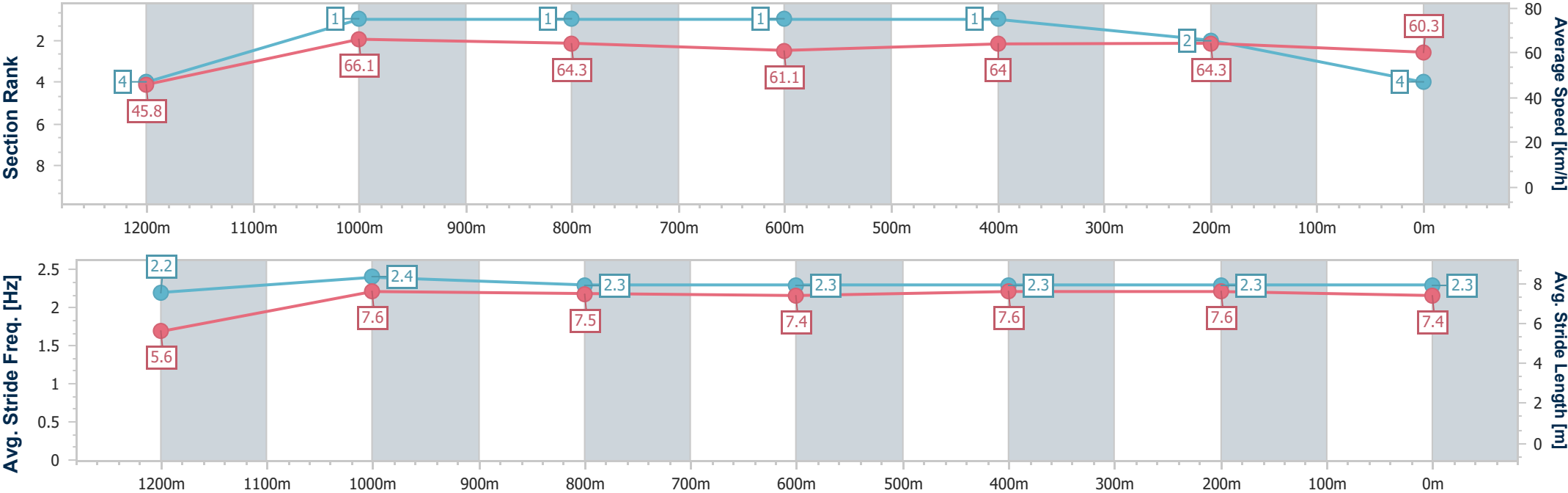


RockhamptonProfessional  
Race 5: McKENZIE APEL PREMIER APPRENTICE JOCKEY  
BM60 Handicap - 1300m  
05 August 2025 - 15:50



Track Rating: Good 4, Weather: Fine, Rail Position: +0.5m Entire

Section	Overall	1200m	1000m	800m	600m	400m	200m						
Section Times	1:16.57 [4] (0:07.87)	1:08.70 [4] (0:10.94)	0:57.76 [1] (0:11.20)	0:46.56 [1] (0:12.00)	0:34.56 [1] (0:11.26)	0:23.30 [1] (0:11.20)	0:12.10 [2] (0:12.10)						
Average Speed [km/h]	45.8	66.1	64.3	61.1	64.0	64.3	60.3						
Top Speed [km/h]	63.0	67.7	67.3	62.1	65.8	65.6	62.4						
Avg. Dist. to Rail [m]	10.9	3.1	0.7	2.1	2.3	2.6	3.2						
Avg. Stride Freq. [Hz]	2.2	2.4	2.3	2.3	2.3	2.3	2.3						
Avg. Stride Length [m]	5.6	7.6	7.5	7.4	7.6	7.6	7.4						





Horse/Jockey Name	General Wolffe
Final Rank	5
Fastest Section Time (Section)	0:08.18 (Overall)
Top Speed [km/h] (Section)	67.5 (600m)
Race State	Finished

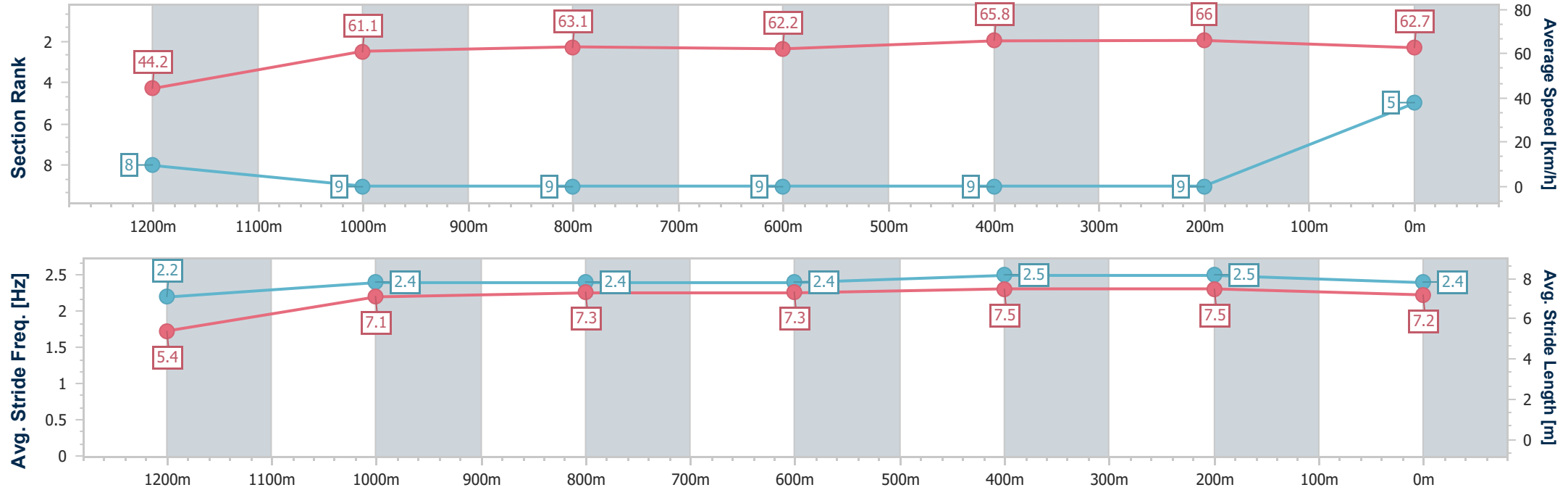


RockhamptonProfessional  
Race 5: McKENZIE APEL PREMIER APPRENTICE JOCKEY  
BM60 Handicap - 1300m  
05 August 2025 - 15:50



Track Rating: Good 4, Weather: Fine, Rail Position: +0.5m Entire

Section	Overall	1200m	1000m	800m	600m	400m	200m						
Section Times	1:16.61 [5] (0:08.18)	1:08.43 [8] (0:11.80)	0:56.63 [9] (0:11.44)	0:45.19 [9] (0:11.70)	0:33.49 [9] (0:10.98)	0:22.51 [9] (0:10.90)	0:11.61 [9] (0:11.61)						
Average Speed [km/h]	44.2	61.1	63.1	62.2	65.8	66.0	62.7						
Top Speed [km/h]	58.4	65.5	65.0	63.3	67.5	67.5	65.7						
Avg. Dist. to Rail [m]	9.3	1.5	0.5	1.7	2.3	2.5	3.6						
Avg. Stride Freq. [Hz]	2.2	2.4	2.4	2.4	2.5	2.5	2.4						
Avg. Stride Length [m]	5.4	7.1	7.3	7.3	7.5	7.5	7.2						





Horse/Jockey Name	Tizso Fab
Final Rank	6
Fastest Section Time (Section)	0:07.82 (Overall)
Top Speed [km/h] (Section)	66.6 (600m)
Race State	Finished

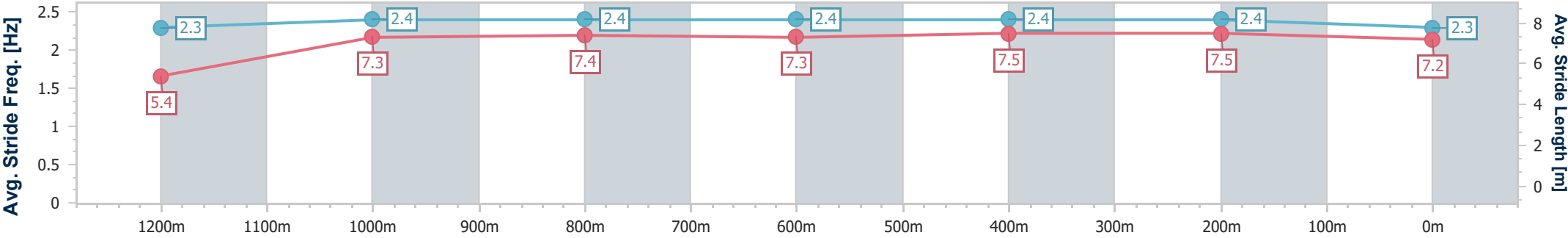
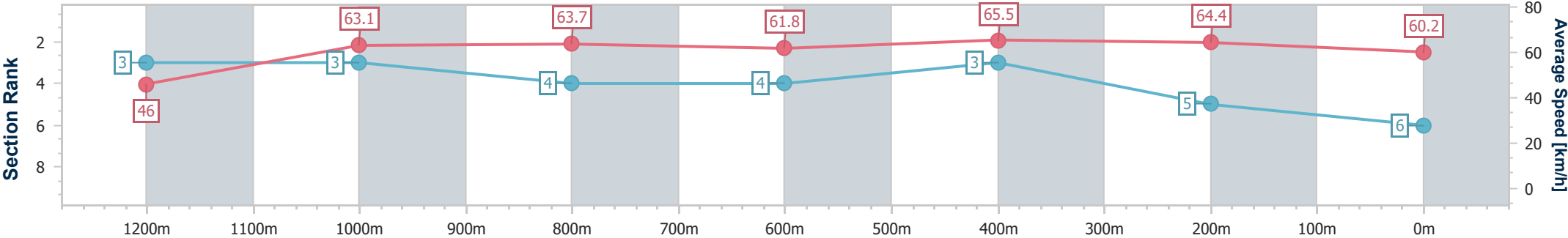


RockhamptonProfessional  
Race 5: McKENZIE APEL PREMIER APPRENTICE JOCKEY  
BM60 Handicap - 1300m  
05 August 2025 - 15:50



Track Rating: Good 4, Weather: Fine, Rail Position: +0.5m Entire

Section	Overall	1200m	1000m	800m	600m	400m	200m						
Section Times	1:16.69 [6] (0:07.82)	1:08.87 [3] (0:11.41)	0:57.46 [3] (0:11.30)	0:46.16 [4] (0:11.88)	0:34.28 [4] (0:11.01)	0:23.27 [3] (0:11.19)	0:12.08 [5] (0:12.08)						
Average Speed [km/h]	46.0	63.1	63.7	61.8	65.5	64.4	60.2						
Top Speed [km/h]	59.6	64.6	65.2	63.4	66.6	65.9	63.0						
Avg. Dist. to Rail [m]	6.5	0.6	0.5	2.1	4.1	4.4	6.4						
Avg. Stride Freq. [Hz]	2.3	2.4	2.4	2.4	2.4	2.4	2.3						
Avg. Stride Length [m]	5.4	7.3	7.4	7.3	7.5	7.5	7.2						







Horse/Jockey Name	Cracker Essgee
Final Rank	7
Fastest Section Time (Section)	0:08.11 (Overall)
Top Speed [km/h] (Section)	66.7 (600m)
Race State	Finished

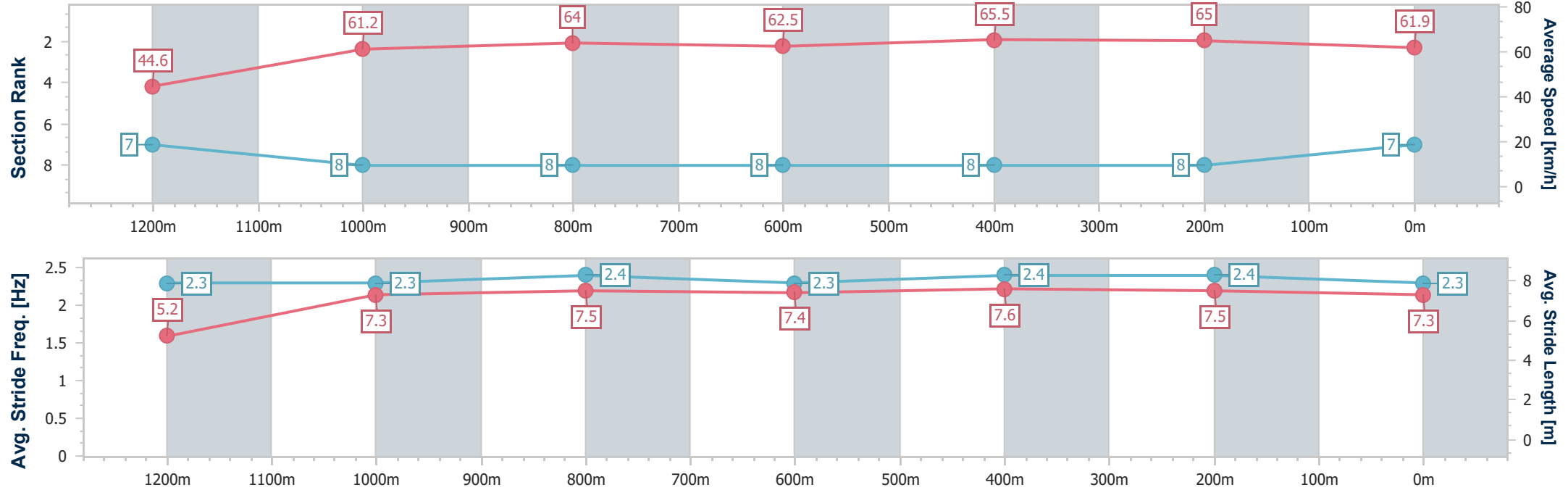


RockhamptonProfessional  
Race 5: McKENZIE APEL PREMIER APPRENTICE JOCKEY  
BM60 Handicap - 1300m  
05 August 2025 - 15:50



Track Rating: Good 4, Weather: Fine, Rail Position: +0.5m Entire

Section	Overall	1200m	1000m	800m	600m	400m	200m						
Section Times	1:16.72 [7] (0:08.11)	1:08.61 [7] (0:11.80)	0:56.81 [8] (0:11.26)	0:45.55 [8] (0:11.69)	0:33.86 [8] (0:11.06)	0:22.80 [8] (0:11.04)	0:11.76 [8] (0:11.76)						
Average Speed [km/h]	44.6	61.2	64.0	62.5	65.5	65.0	61.9						
Top Speed [km/h]	59.6	64.9	65.8	64.3	66.7	66.2	64.8						
Avg. Dist. to Rail [m]	7.6	1.3	0.7	2.1	3.6	4.7	5.4						
Avg. Stride Freq. [Hz]	2.3	2.3	2.4	2.3	2.4	2.4	2.3						
Avg. Stride Length [m]	5.2	7.3	7.5	7.4	7.6	7.5	7.3						





Horse/Jockey Name	Yellowhammer
Final Rank	8
Fastest Section Time (Section)	0:07.94 (Overall)
Top Speed [km/h] (Section)	66.4 (600m)
Race State	Finished

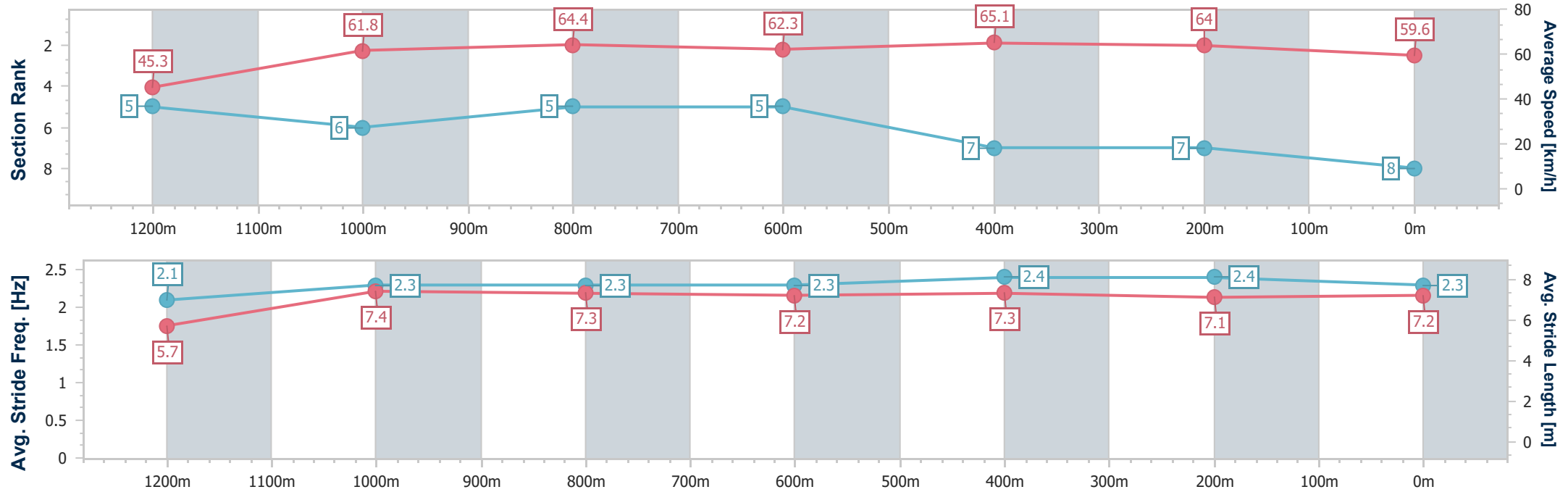


RockhamptonProfessional  
Race 5: McKENZIE APEL PREMIER APPRENTICE JOCKEY  
BM60 Handicap - 1300m  
05 August 2025 - 15:50



Track Rating: Good 4, Weather: Fine, Rail Position: +0.5m Entire

Section	Overall	1200m	1000m	800m	600m	400m	200m						
Section Times	1:17.07 [8] (0:07.94)	1:09.13 [5] (0:11.65)	0:57.48 [6] (0:11.22)	0:46.26 [5] (0:11.78)	0:34.48 [5] (0:11.07)	0:23.41 [7] (0:11.25)	0:12.16 [7] (0:12.16)						
Average Speed [km/h]	45.3	61.8	64.4	62.3	65.1	64.0	59.6						
Top Speed [km/h]	58.9	64.6	65.0	63.7	66.4	66.1	62.2						
Avg. Dist. to Rail [m]	4.6	0.2	0.4	2.3	6.5	7.8	9.4						
Avg. Stride Freq. [Hz]	2.1	2.3	2.3	2.3	2.4	2.4	2.3						
Avg. Stride Length [m]	5.7	7.4	7.3	7.2	7.3	7.1	7.2						





Horse/Jockey Name	Canny Be Better
Final Rank	9
Fastest Section Time (Section)	0:07.99 (Overall)
Top Speed [km/h] (Section)	66.8 (600m)
Race State	Finished

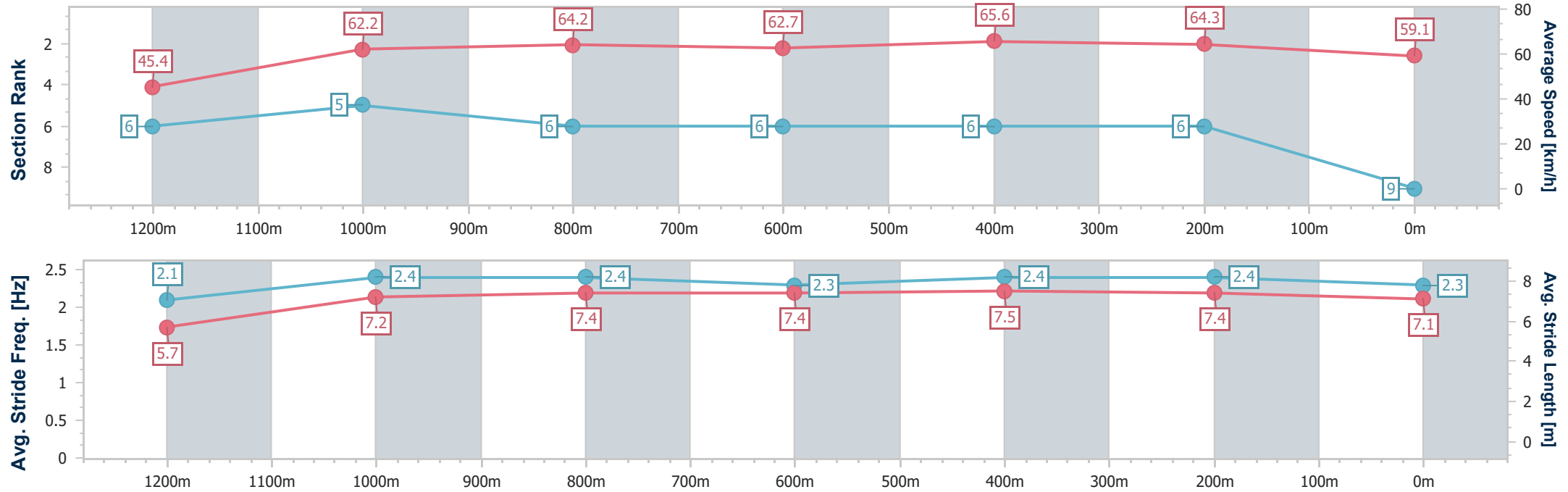


RockhamptonProfessional  
Race 5: McKENZIE APEL PREMIER APPRENTICE JOCKEY  
BM60 Handicap - 1300m  
05 August 2025 - 15:50



Track Rating: Good 4, Weather: Fine, Rail Position: +0.5m Entire

Section	Overall	1200m	1000m	800m	600m	400m	200m						
Section Times	1:17.15 [9] (0:07.99)	1:09.16 [6] (0:11.59)	0:57.57 [5] (0:11.25)	0:46.32 [6] (0:11.80)	0:34.52 [6] (0:11.00)	0:23.52 [6] (0:11.20)	0:12.32 [6] (0:12.32)						
Average Speed [km/h]	45.4	62.2	64.2	62.7	65.6	64.3	59.1						
Top Speed [km/h]	60.4	65.0	64.9	65.4	66.8	66.4	61.8						
Avg. Dist. to Rail [m]	5.7	0.8	0.9	3.2	6.2	7.5	9.4						
Avg. Stride Freq. [Hz]	2.1	2.4	2.4	2.3	2.4	2.4	2.3						
Avg. Stride Length [m]	5.7	7.2	7.4	7.4	7.5	7.4	7.1						





# Rockhampton Professional

## Race 6: CAULFIELD CUP TICKETS ON SALE Class 1 Handicap - 1100m

05 August 2025 - 16:25



Track Rating: Good 4, Weather: Fine, Rail Position: +0.5m Entire

Section		Overall				1000m	800m	600m	400m	200m	Last 600m		
Field Times		1:02.13				0:55.64	0:44.91	0:33.79	0:23.02	0:11.95	0:33.79		
		(0:06.49)				(0:10.73)	(0:11.12)	(0:10.77)	(0:11.07)	(0:11.95)			
Rank	TAB	Horse/Jockey	Barrier	Top Speed [km/h]	Fastest Section						Margin	Distance Travelled [m]	
1	4	ELECTRIC BRAE	3	69.6	0:06.81	1:02.13 [1]	0:55.32 [6]	0:44.24 [5]	0:33.15 [5]	0:22.60 [4]	0:11.75 [4]	1:02.13	0:33.15
		Ryan Wiggins		600m	Overall	(0:06.81)	(0:11.08)	(0:11.09)	(0:10.55)	(0:10.85)	(0:11.75)		
2	6	IRISH ROCKET	4	68.0	0:06.63	1:02.16 [2]	0:55.53 [4]	0:44.61 [3]	0:33.40 [4]	0:22.67 [3]	0:11.82 [2]	0.16L	0:33.40 +3
		Jackson Murphy		600m	Overall	(0:06.63)	(0:10.92)	(0:11.21)	(0:10.73)	(0:10.85)	(0:11.82)		
3	2	RUM RUMBLE	1	68.6	0:06.60	1:02.27 [3]	0:55.67 [3]	0:44.99 [2]	0:33.81 [2]	0:23.09 [2]	0:12.09 [1]	0.85L	0:33.81 -1
		Ashley Butler		600m	Overall	(0:06.60)	(0:10.68)	(0:11.18)	(0:10.72)	(0:11.00)	(0:12.09)		
4	1	RICH AGAIN	9	70.0	0:07.12	1:02.83 [4]	0:55.71 [8]	0:44.63 [7]	0:33.51 [8]	0:22.93 [7]	0:11.98 [6]	4.1L	0:33.51 +4
		Adam Sewell		600m	Overall	(0:07.12)	(0:11.08)	(0:11.12)	(0:10.58)	(0:10.95)	(0:11.98)		
5	10	FIREUPZOUS	5	67.5	0:06.80	1:02.97 [5]	0:56.17 [5]	0:45.05 [6]	0:33.87 [6]	0:23.08 [6]	0:12.04 [8]	4.97L	0:33.87 +4
		Chris McIver		600m	Overall	(0:06.80)	(0:11.12)	(0:11.18)	(0:10.79)	(0:11.04)	(0:12.04)		
6	3	SNAZZY SNITZEL	8	70.8	0:06.53	1:03.02 [6]	0:56.49 [2]	0:45.80 [1]	0:34.68 [1]	0:23.91 [1]	0:12.64 [3]	5.24L	0:34.68 +5
		Natalea Summers		1000m	Overall	(0:06.53)	(0:10.69)	(0:11.12)	(0:10.77)	(0:11.27)	(0:12.64)		
7	7	LADY LONGPOCKETS	7	68.1	0:07.08	1:03.02 [7]	0:55.94 [7]	0:44.71 [8]	0:33.73 [7]	0:23.03 [8]	0:12.09 [7]	5.25L	0:33.73 +0
		Raul Silvera Olivera		600m	Overall	(0:07.08)	(0:11.23)	(0:10.98)	(0:10.70)	(0:10.94)	(0:12.09)		
8	8	ITHINKBETTA	6	66.4	0:06.49	1:03.19 [8]	0:56.70 [1]	0:45.47 [4]	0:34.43 [3]	0:23.52 [5]	0:12.34 [5]	6.25L	0:34.43 +1
		Leah Martyn		400m	Overall	(0:06.49)	(0:11.23)	(0:11.04)	(0:10.91)	(0:11.18)	(0:12.34)		

Scratched: Rocky Blonde (#9), Hi Frank (#5), Zouly (#11)



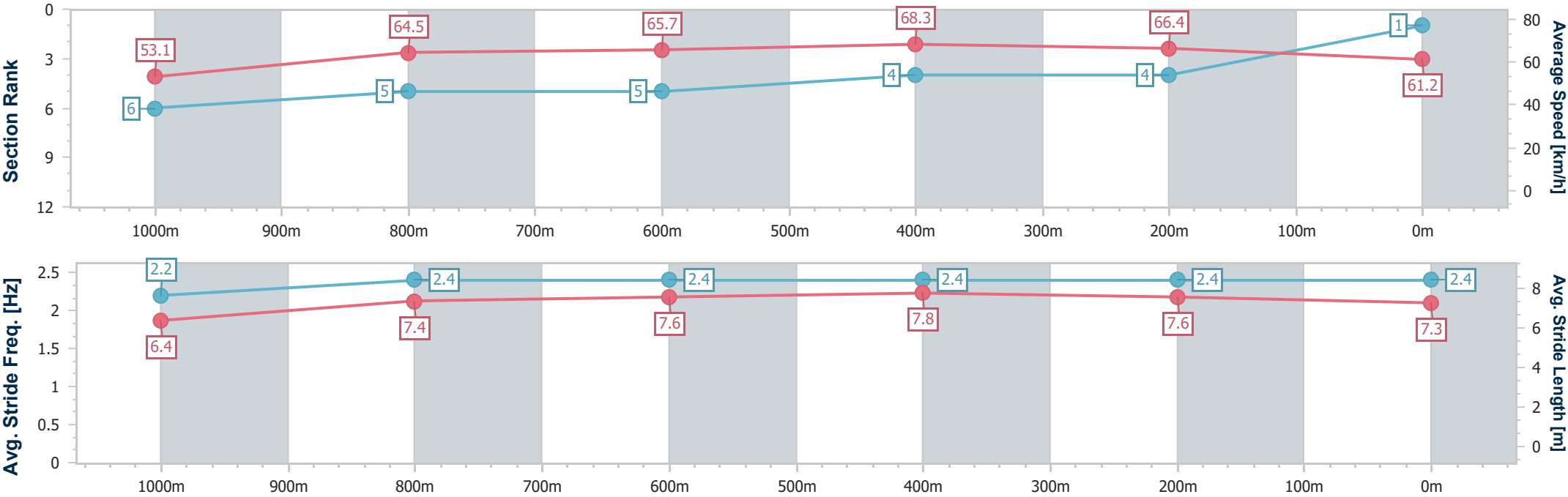
Horse/Jockey Name	Electric Brae
Final Rank	1
Fastest Section Time (Section)	0:06.81 (Overall)
Top Speed [km/h] (Section)	69.6 (600m)
Race State	Finished



RockhamptonProfessional  
Race 6: CAULFIELD CUP TICKETS ON SALE Class 1 Handicap  
- 1100m  
05 August 2025 - 16:25  
Track Rating: Good 4, Weather: Fine, Rail Position: +0.5m Entire



Section	Overall	1000m	800m	600m	400m	200m								
Section Times	1:02.13 [1] (0:06.81)	0:55.32 [6] (0:11.08)	0:44.24 [5] (0:11.09)	0:33.15 [5] (0:10.55)	0:22.60 [4] (0:10.85)	0:11.75 [4] (0:11.75)								
Average Speed [km/h]	53.1	64.5	65.7	68.3	66.4	61.2								
Top Speed [km/h]	62.0	65.6	66.3	69.6	69.6	64.6								
Avg. Dist. to Rail [m]	5.9	0.9	1.4	1.8	2.6	3.6								
Avg. Stride Freq. [Hz]	2.2	2.4	2.4	2.4	2.4	2.4								
Avg. Stride Length [m]	6.4	7.4	7.6	7.8	7.6	7.3								





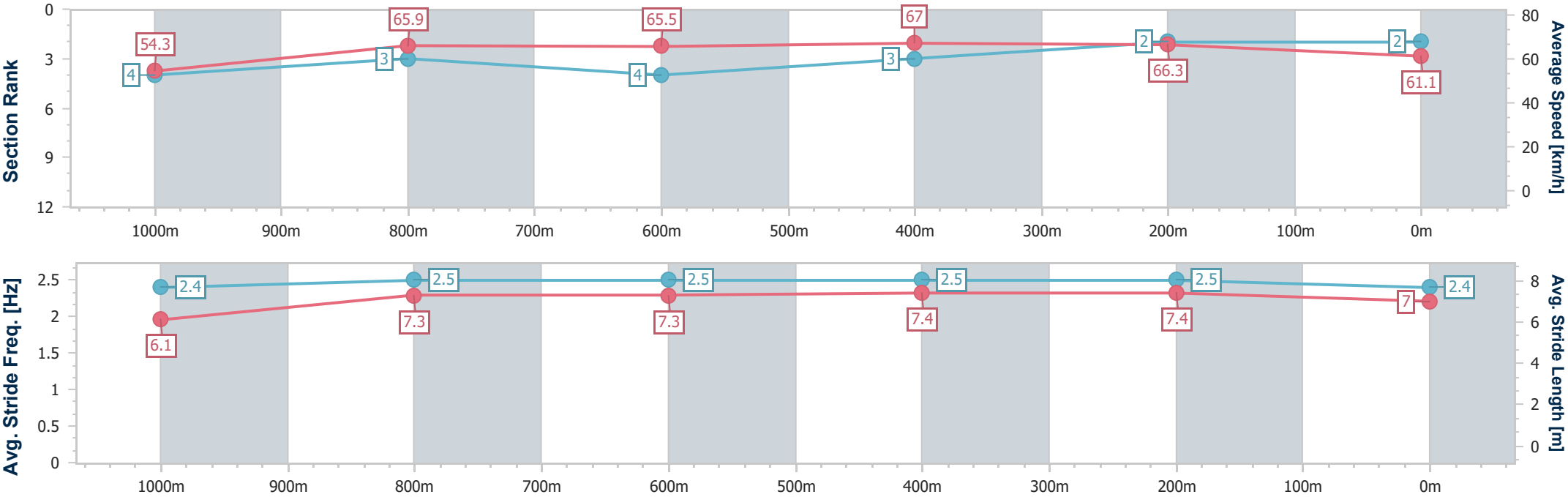
Horse/Jockey Name	Irish Rocket
Final Rank	2
Fastest Section Time (Section)	0:06.63 (Overall)
Top Speed [km/h] (Section)	68.0 (600m)
Race State	Finished



RockhamptonProfessional  
Race 6: CAULFIELD CUP TICKETS ON SALE Class 1 Handicap  
- 1100m  
05 August 2025 - 16:25  
Track Rating: Good 4, Weather: Fine, Rail Position: +0.5m Entire



Section	Overall	1000m	800m	600m	400m	200m								
Section Times	1:02.16 [2] (0:06.63)	0:55.53 [4] (0:10.92)	0:44.61 [3] (0:11.21)	0:33.40 [4] (0:10.73)	0:22.67 [3] (0:10.85)	0:11.82 [2] (0:11.82)								
Average Speed [km/h]	54.3	65.9	65.5	67.0	66.3	61.1								
Top Speed [km/h]	65.4	67.6	66.5	68.0	67.9	65.0								
Avg. Dist. to Rail [m]	5.7	0.6	2.0	2.7	5.1	4.6								
Avg. Stride Freq. [Hz]	2.4	2.5	2.5	2.5	2.5	2.4								
Avg. Stride Length [m]	6.1	7.3	7.3	7.4	7.4	7.0								





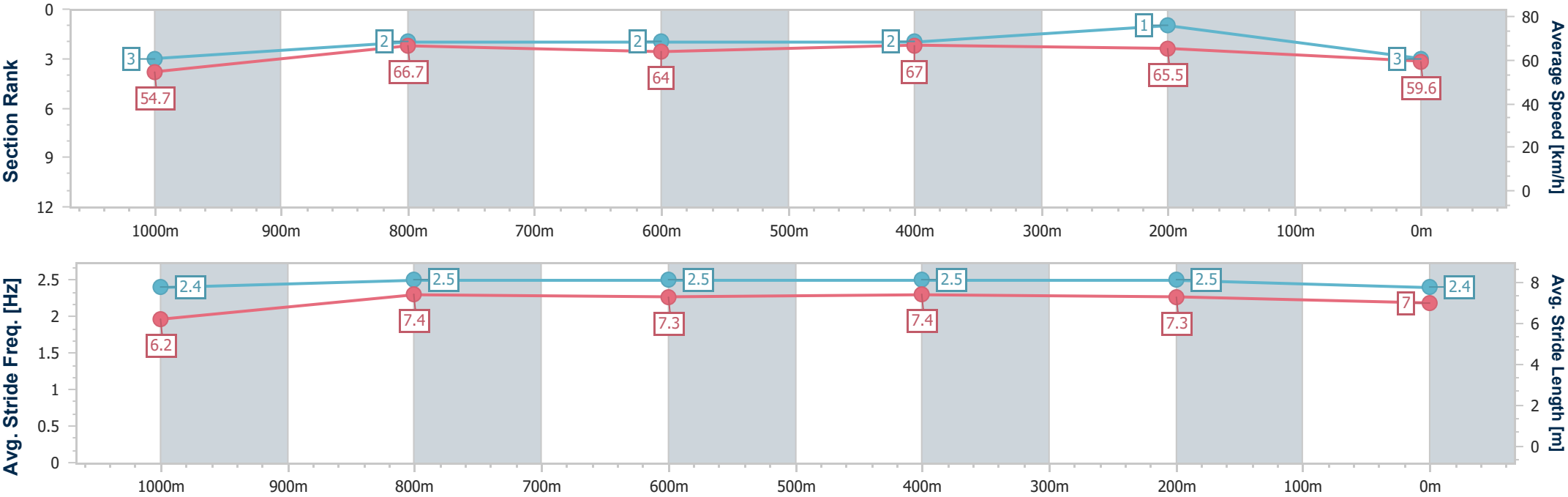
Horse/Jockey Name	Rum Rumble
Final Rank	3
Fastest Section Time (Section)	0:06.60 (Overall)
Top Speed [km/h] (Section)	68.6 (600m)
Race State	Finished



RockhamptonProfessional  
Race 6: CAULFIELD CUP TICKETS ON SALE Class 1 Handicap  
- 1100m  
05 August 2025 - 16:25  
Track Rating: Good 4, Weather: Fine, Rail Position: +0.5m Entire



Section	Overall	1000m	800m	600m	400m	200m							
Section Times	1:02.27 [3] (0:06.60)	0:55.67 [3] (0:10.68)	0:44.99 [2] (0:11.18)	0:33.81 [2] (0:10.72)	0:23.09 [2] (0:11.00)	0:12.09 [1] (0:12.09)							
Average Speed [km/h]	54.7	66.7	64.0	67.0	65.5	59.6							
Top Speed [km/h]	65.3	68.3	65.0	68.6	68.5	63.6							
Avg. Dist. to Rail [m]	3.4	1.4	0.8	0.2	0.4	1.5							
Avg. Stride Freq. [Hz]	2.4	2.5	2.5	2.5	2.5	2.4							
Avg. Stride Length [m]	6.2	7.4	7.3	7.4	7.3	7.0							





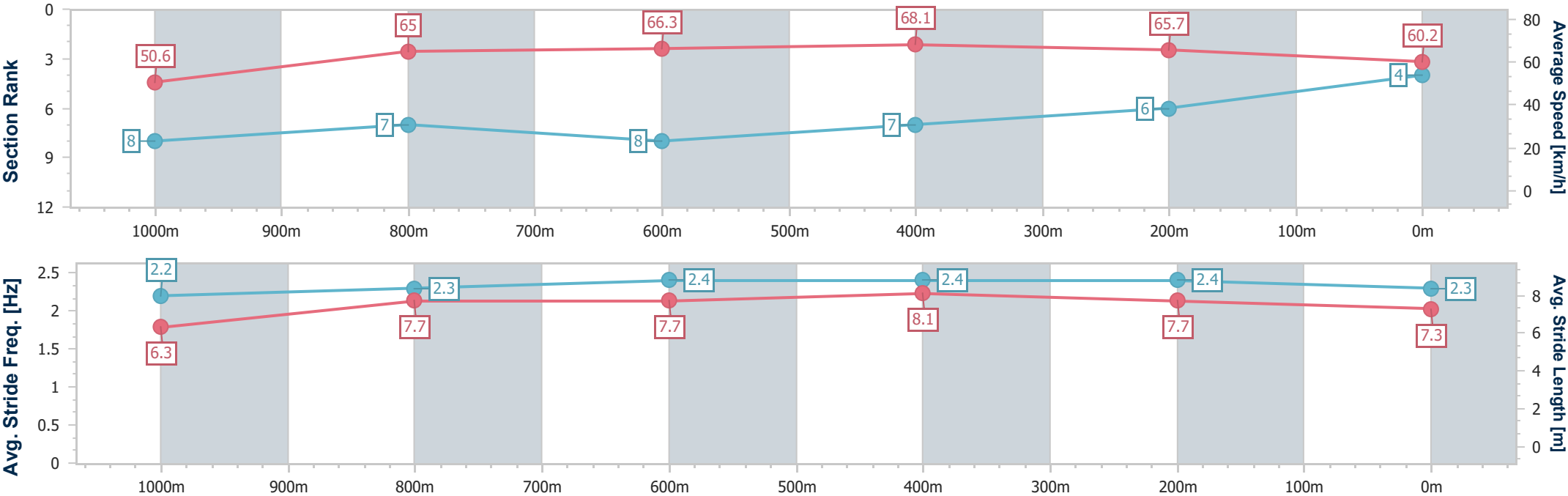
Horse/Jockey Name	Rich Again
Final Rank	4
Fastest Section Time (Section)	0:07.12 (Overall)
Top Speed [km/h] (Section)	70.0 (600m)
Race State	Finished



RockhamptonProfessional  
Race 6: CAULFIELD CUP TICKETS ON SALE Class 1 Handicap  
- 1100m  
05 August 2025 - 16:25  
Track Rating: Good 4, Weather: Fine, Rail Position: +0.5m Entire



Section	Overall	1000m	800m	600m	400m	200m							
Section Times	1:02.83 [4] (0:07.12)	0:55.71 [8] (0:11.08)	0:44.63 [7] (0:11.12)	0:33.51 [8] (0:10.58)	0:22.93 [7] (0:10.95)	0:11.98 [6] (0:11.98)							
Average Speed [km/h]	50.6	65.0	66.3	68.1	65.7	60.2							
Top Speed [km/h]	60.1	66.2	67.6	70.0	67.8	63.7							
Avg. Dist. to Rail [m]	10.7	0.8	2.6	3.5	4.1	4.0							
Avg. Stride Freq. [Hz]	2.2	2.3	2.4	2.4	2.4	2.3							
Avg. Stride Length [m]	6.3	7.7	7.7	8.1	7.7	7.3							







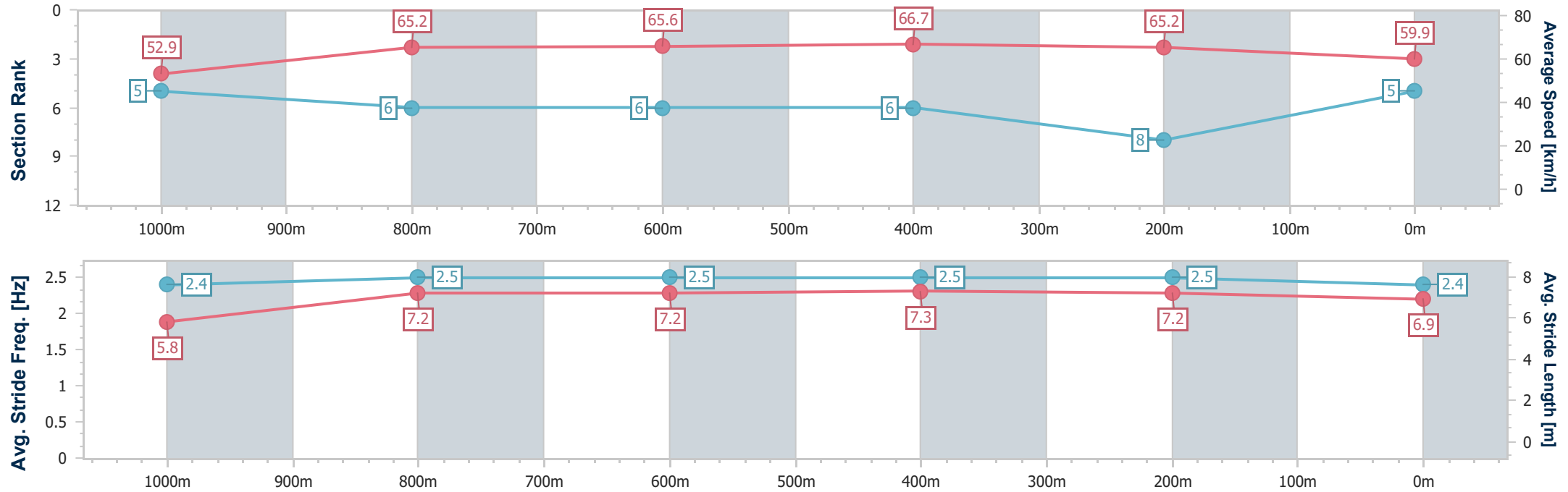
Horse/Jockey Name	Fireupzous
Final Rank	5
Fastest Section Time (Section)	0:06.80 (Overall)
Top Speed [km/h] (Section)	67.5 (600m)
Race State	Finished



RockhamptonProfessional  
Race 6: CAULFIELD CUP TICKETS ON SALE Class 1 Handicap  
- 1100m  
05 August 2025 - 16:25  
Track Rating: Good 4, Weather: Fine, Rail Position: +0.5m Entire



Section	Overall	1000m	800m	600m	400m	200m								
Section Times	1:02.97 [5] (0:06.80)	0:56.17 [5] (0:11.12)	0:45.05 [6] (0:11.18)	0:33.87 [6] (0:10.79)	0:23.08 [6] (0:11.04)	0:12.04 [8] (0:12.04)								
Average Speed [km/h]	52.9	65.2	65.6	66.7	65.2	59.9								
Top Speed [km/h]	62.1	65.5	67.4	67.5	66.6	64.5								
Avg. Dist. to Rail [m]	7.4	1.1	2.5	2.6	2.7	2.1								
Avg. Stride Freq. [Hz]	2.4	2.5	2.5	2.5	2.5	2.4								
Avg. Stride Length [m]	5.8	7.2	7.2	7.3	7.2	6.9								





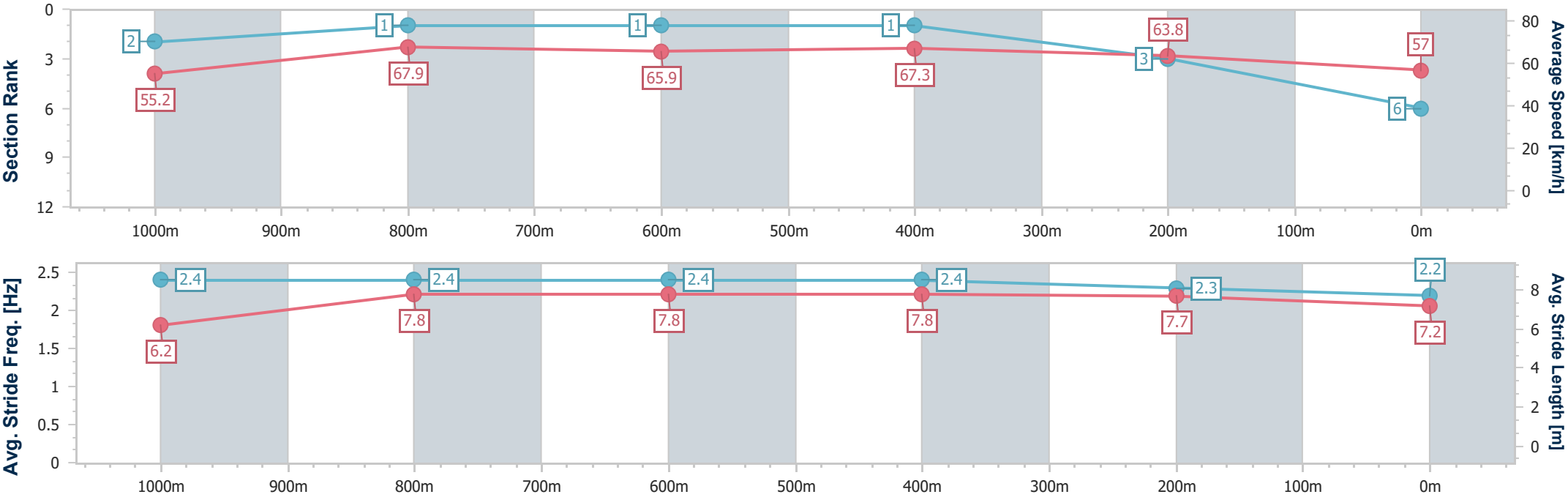
Horse/Jockey Name	Snazzy Snitzel
Final Rank	6
Fastest Section Time (Section)	0:06.53 (Overall)
Top Speed [km/h] (Section)	70.8 (1000m)
Race State	Finished



RockhamptonProfessional  
Race 6: CAULFIELD CUP TICKETS ON SALE Class 1 Handicap  
- 1100m  
05 August 2025 - 16:25  
Track Rating: Good 4, Weather: Fine, Rail Position: +0.5m Entire



Section	Overall	1000m	800m	600m	400m	200m								
Section Times	1:03.02 [6] (0:06.53)	0:56.49 [2] (0:10.69)	0:45.80 [1] (0:11.12)	0:34.68 [1] (0:10.77)	0:23.91 [1] (0:11.27)	0:12.64 [3] (0:12.64)								
Average Speed [km/h]	55.2	67.9	65.9	67.3	63.8	57.0								
Top Speed [km/h]	66.3	70.8	67.4	68.4	66.7	60.6								
Avg. Dist. to Rail [m]	10.7	2.7	2.2	3.1	3.0	3.6								
Avg. Stride Freq. [Hz]	2.4	2.4	2.4	2.4	2.3	2.2								
Avg. Stride Length [m]	6.2	7.8	7.8	7.8	7.7	7.2								





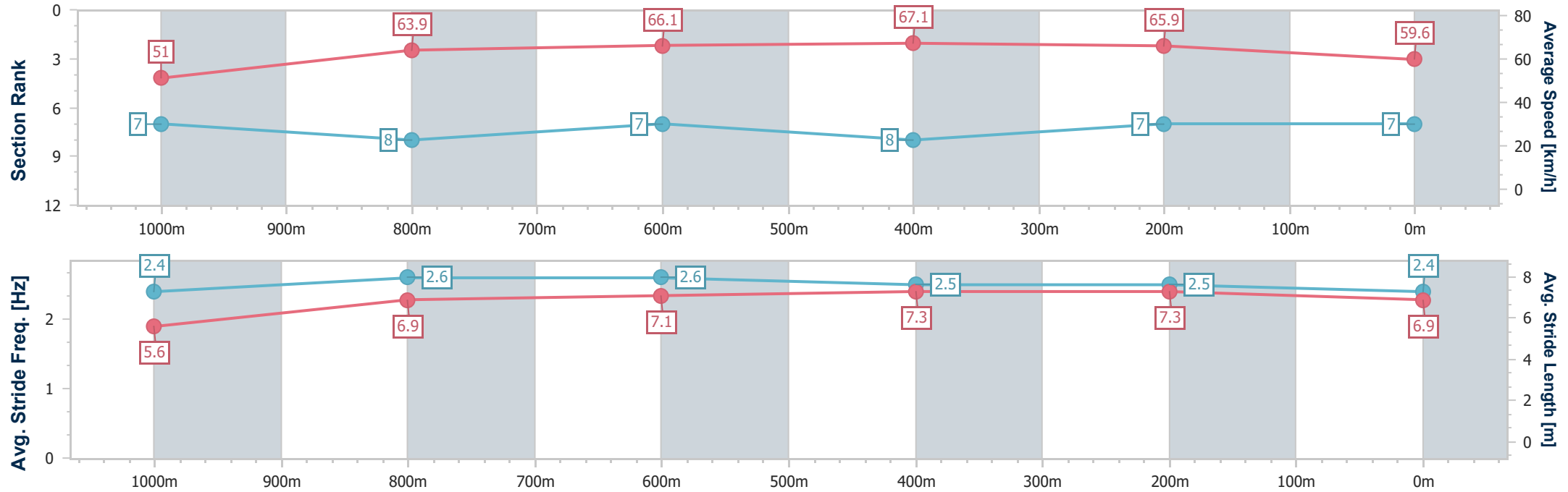
Horse/Jockey Name	Lady Longpockets
Final Rank	7
Fastest Section Time (Section)	0:07.08 (Overall)
Top Speed [km/h] (Section)	68.1 (600m)
Race State	Finished



RockhamptonProfessional  
Race 6: CAULFIELD CUP TICKETS ON SALE Class 1 Handicap  
- 1100m  
05 August 2025 - 16:25  
Track Rating: Good 4, Weather: Fine, Rail Position: +0.5m Entire



Section	Overall	1000m	800m	600m	400m	200m								
Section Times	1:03.02 [7] (0:07.08)	0:55.94 [7] (0:11.23)	0:44.71 [8] (0:10.98)	0:33.73 [7] (0:10.70)	0:23.03 [8] (0:10.94)	0:12.09 [7] (0:12.09)								
Average Speed [km/h]	51.0	63.9	66.1	67.1	65.9	59.6								
Top Speed [km/h]	60.5	66.0	66.5	68.1	67.9	63.9								
Avg. Dist. to Rail [m]	8.8	0.6	0.7	1.3	1.4	1.6								
Avg. Stride Freq. [Hz]	2.4	2.6	2.6	2.5	2.5	2.4								
Avg. Stride Length [m]	5.6	6.9	7.1	7.3	7.3	6.9								



[ ] Ranking at each section and finish  
- - - - No data available at this section  
NA No data available



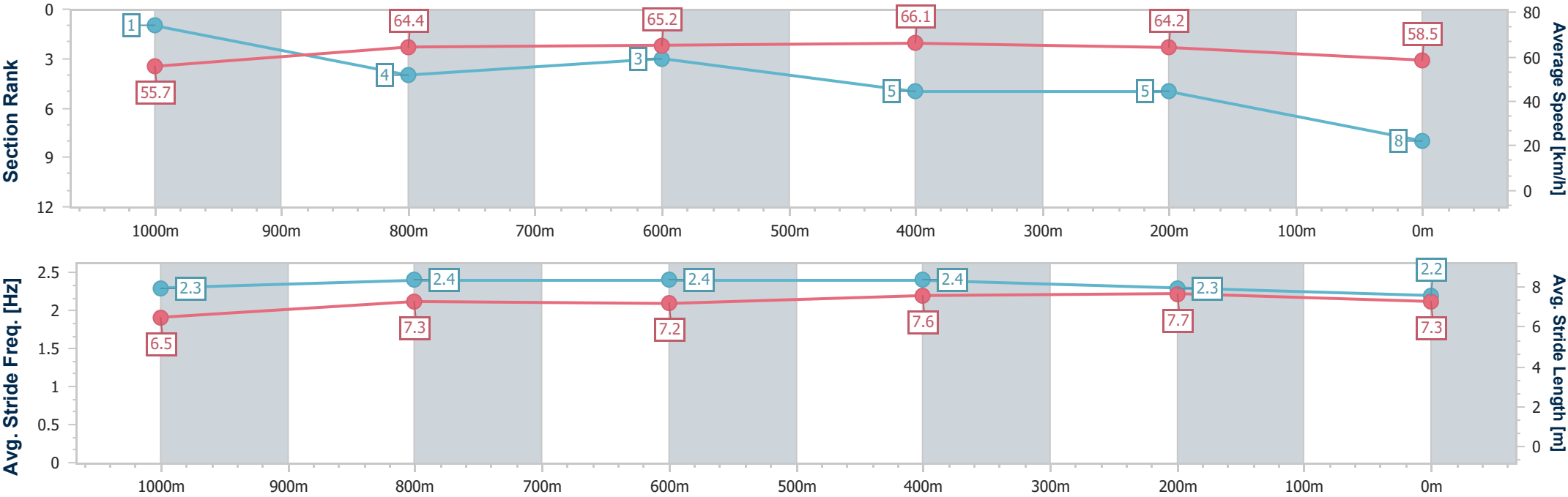
Horse/Jockey Name	lthinkbetta
Final Rank	8
Fastest Section Time (Section)	0:06.49 (Overall)
Top Speed [km/h] (Section)	66.4 (400m)
Race State	Finished



RockhamptonProfessional  
Race 6: CAULFIELD CUP TICKETS ON SALE Class 1 Handicap  
- 1100m  
05 August 2025 - 16:25  
Track Rating: Good 4, Weather: Fine, Rail Position: +0.5m Entire



Section	Overall	1000m	800m	600m	400m	200m								
Section Times	1:03.19 [8] (0:06.49)	0:56.70 [1] (0:11.23)	0:45.47 [4] (0:11.04)	0:34.43 [3] (0:10.91)	0:23.52 [5] (0:11.18)	0:12.34 [5] (0:12.34)								
Average Speed [km/h]	55.7	64.4	65.2	66.1	64.2	58.5								
Top Speed [km/h]	63.0	65.2	66.0	66.2	66.4	62.3								
Avg. Dist. to Rail [m]	9.3	1.5	0.3	0.3	0.4	2.8								
Avg. Stride Freq. [Hz]	2.3	2.4	2.4	2.4	2.3	2.2								
Avg. Stride Length [m]	6.5	7.3	7.2	7.6	7.7	7.3								





Rockhampton Professional  
Race 7: NUTURF 0 - 55 Handicap - 1500m  
05 August 2025 - 17:00



Track Rating: Good 4, Weather: Fine, Rail Position: +0.5m Entire

Section		Field Times				Overall	1400m	1200m	1000m	800m	600m	400m	Last 600m	
						1:29.92 (0:07.69)	1:22.23 (0:10.88)	1:11.35 (0:11.07)	1:00.28 (0:11.69)	0:48.59 (0:12.15)	0:36.44 (0:11.82)	0:24.62 (0:11.91)	0:36.44	
Rank	TAB	Horse/Jockey	Barrier	Top Speed [km/h]	Fastest Section									Distance Travelled [m]
1	12	FINE AND RARE	1	67.1	0:07.76	1:29.92 [1]	1:22.16 [2]	1:11.22 [2]	0:59.94 [3]	0:48.02 [3]	0:35.91 [2]	0:24.35 [2]	0:35.91	
		Nikki Olzard		1400m	Overall	(0:07.76)	(0:10.94)	(0:11.28)	(0:11.92)	(0:12.11)	(0:11.56)	(0:11.64)		
2	1	ALL BUSINESS	9	65.5	0:07.83	1:30.20 [2]	1:22.37 [4]	1:11.15 [5]	0:59.73 [5]	0:47.82 [5]	0:35.64 [5]	0:24.09 [6]	0:35.64 +5	
		Chris McIver		1400m	Overall	(0:07.83)	(0:11.22)	(0:11.42)	(0:11.91)	(0:12.18)	(0:11.55)	(0:11.66)		
3	7	NATIVE BEE	7	65.5	0:08.07	1:30.21 [3]	1:22.14 [8]	1:10.85 [7]	0:59.49 [6]	0:47.70 [7]	0:35.56 [6]	0:24.13 [5]	0:35.56 +6	
		Olivia Kendal		1400m	Overall	(0:08.07)	(0:11.29)	(0:11.36)	(0:11.79)	(0:12.14)	(0:11.43)	(0:11.65)		
4	10	PEAKING TOM	10	65.8	0:08.22	1:30.46 [4]	1:22.24 [10]	1:10.64 [11]	0:59.28 [11]	0:47.48 [11]	0:35.31 [12]	0:24.04 [9]	0:35.31 +9	
		Jackson Murphy		600m	Overall	(0:08.22)	(0:11.60)	(0:11.36)	(0:11.80)	(0:12.17)	(0:11.27)	(0:11.41)		
5	6	ROY'S ROAD	12	67.9	0:07.69	1:30.67 [5]	1:22.98 [1]	1:12.10 [1]	1:01.03 [1]	0:49.34 [1]	0:37.19 [1]	0:25.37 [1]	0:37.19 +2	
		Ashley Butler		1200m	Overall	(0:07.69)	(0:10.88)	(0:11.07)	(0:11.69)	(0:12.15)	(0:11.82)	(0:12.14)		
6	11	TORQUE ESPAGNA	8	64.7	0:08.48	1:30.70 [6]	1:22.22 [12]	1:10.77 [12]	0:59.30 [12]	0:47.67 [12]	0:35.65 [11]	0:24.23 [10]	0:35.65 +1	
		Adam Sewell		600m	Overall	(0:08.48)	(0:11.45)	(0:11.47)	(0:11.63)	(0:12.02)	(0:11.42)	(0:11.64)		
7	5	CITIROC	5	65.8	0:08.04	1:30.72 [7]	1:22.68 [7]	1:11.26 [9]	0:59.86 [9]	0:48.01 [10]	0:35.79 [10]	0:24.37 [8]	0:35.79 +8	
		Amy Graham		1400m	Overall	(0:08.04)	(0:11.42)	(0:11.40)	(0:11.85)	(0:12.22)	(0:11.42)	(0:11.68)		
8	3	BAUHAUS	11	67.7	0:07.80	1:30.78 [8]	1:22.98 [3]	1:12.08 [3]	1:00.87 [2]	0:48.91 [2]	0:36.70 [3]	0:25.02 [4]	0:36.70 +5	
		Adin Thompson		1400m	Overall	(0:07.80)	(0:10.90)	(0:11.21)	(0:11.96)	(0:12.21)	(0:11.68)	(0:12.06)		
9	8	BULL DIMPLE RUM	2	67.0	0:07.89	1:30.78 [9]	1:22.89 [5]	1:11.93 [4]	1:00.71 [4]	0:48.67 [4]	0:36.54 [4]	0:25.10 [3]	0:36.54 +6	
		Tahlia Fenlon		1400m	Overall	(0:07.89)	(0:10.96)	(0:11.22)	(0:12.04)	(0:12.13)	(0:11.44)	(0:11.90)		
10	14	STRONG LATTE	4	66.2	0:08.28	1:31.07 [10]	1:22.79 [11]	1:11.61 [8]	1:00.19 [10]	0:48.42 [9]	0:36.26 [8]	0:24.74 [7]	0:36.26 +4	
		Sean Cormack		1400m	Overall	(0:08.28)	(0:11.18)	(0:11.42)	(0:11.77)	(0:12.16)	(0:11.52)	(0:11.79)		

Scratched: Caracristi (#4), Whittaker (#2)



Rockhampton Professional  
Race 7: NUTURF 0 - 55 Handicap - 1500m  
05 August 2025 - 17:00



Track Rating: Good 4, Weather: Fine, Rail Position: +0.5m Entire

Section		Overall		1400m	1200m	1000m	800m	600m	400m	Last 600m			
Field Times		1:29.92		1:22.23	1:11.35	1:00.28	0:48.59	0:36.44	0:24.62	0:36.44			
		(0:07.69)		(0:10.88)	(0:11.07)	(0:11.69)	(0:12.15)	(0:11.82)	(0:11.91)				
Rank	TAB Horse/Jockey	Barrier	Top Speed [km/h]	Fastest Section									Distance Travelled [m]
11	9 LYNRIC LASS	6	65.2	0:08.17	1:31.27 [11]	1:23.10 [9]	1:11.75 [10]	1:00.43 [8]	0:48.64 [8]	0:36.37 [9]	0:24.80 [10]	0:36.37	+10
	Raul Silvera Olivera		1400m	Overall	(0:08.17)	(0:11.35)	(0:11.32)	(0:11.79)	(0:12.27)	(0:11.57)	(0:11.92)		
12	13 JOLIE APOLLINE	3	65.3	0:08.03	1:31.87 [12]	1:23.84 [6]	1:12.58 [6]	1:01.11 [7]	0:49.40 [6]	0:37.11 [7]	0:25.29 [12]	0:37.11	+0
	Brooke Johnson		1400m	Overall	(0:08.03)	(0:11.26)	(0:11.47)	(0:11.71)	(0:12.29)	(0:11.82)	(0:12.05)		

Scratched: Caracristi (#4), Whittaker (#2)



Rockhampton Professional  
Race 7: NUTURF 0 - 55 Handicap - 1500m  
05 August 2025 - 17:00



Track Rating: Good 4, Weather: Fine, Rail Position: +0.5m Entire

Section Field Times				200m 0:12.71 (0:12.71)				Last 600m 0:36.44			
Rank	TAB	Horse/Jockey	Barrier	Top Speed [km/h]	Fastest Section	Margin				Distance Travelled [m]	
1	12	FINE AND RARE	1	67.1	0:07.76	0:12.71 [1]	1:29.92			0:35.91	
		Nikki Olzard		1400m	Overall	(0:12.71)					
2	1	ALL BUSINESS	9	65.5	0:07.83	0:12.43 [5]	1.67L			0:35.64	+5
		Chris McIver		1400m	Overall	(0:12.43)					
3	7	NATIVE BEE	7	65.5	0:08.07	0:12.48 [4]	1.74L			0:35.56	+6
		Olivia Kendal		1400m	Overall	(0:12.48)					
4	10	PEAKING TOM	10	65.8	0:08.22	0:12.63 [7]	3.22L			0:35.31	+9
		Jackson Murphy		600m	Overall	(0:12.63)					
5	6	ROY'S ROAD	12	67.9	0:07.69	0:13.23 [2]	4.45L			0:37.19	+2
		Ashley Butler		1200m	Overall	(0:13.23)					
6	11	TORQUE ESPAGNA	8	64.7	0:08.48	0:12.59 [9]	4.58L			0:35.65	+1
		Adam Sewell		600m	Overall	(0:12.59)					
7	5	CITIROC	5	65.8	0:08.04	0:12.69 [8]	4.73L			0:35.79	+8
		Amy Graham		1400m	Overall	(0:12.69)					
8	3	BAUHAUS	11	67.7	0:07.80	0:12.96 [6]	5.05L			0:36.70	+5
		Adin Thompson		1400m	Overall	(0:12.96)					
9	8	BULL DIMPLE RUM	2	67.0	0:07.89	0:13.20 [3]	5.07L			0:36.54	+6
		Tahlia Fenlon		1400m	Overall	(0:13.20)					
10	14	STRONG LATTE	4	66.2	0:08.28	0:12.95 [10]	6.78L			0:36.26	+4
		Sean Cormack		1400m	Overall	(0:12.95)					

Scratched: Caracristi (#4), Whittaker (#2)



Rockhampton Professional  
Race 7: NUTURF 0 - 55 Handicap - 1500m  
05 August 2025 - 17:00



Track Rating: Good 4, Weather: Fine, Rail Position: +0.5m Entire

Section						200m		Last 600m	
Field Times						0:12.71 (0:12.71)		0:36.44	
Rank	TAB	Horse/Jockey	Barrier	Top Speed [km/h]	Fastest Section	Margin		Distance Travelled [m]	
11	9	LYNRIC LASS	6	65.2	0:08.17	0:12.88 [11]	7.95L	0:36.37	+10
		Raul Silvera Olivera		1400m	Overall	(0:12.88)			
12	13	JOLIE APOLLINE	3	65.3	0:08.03	0:13.24 [12]	11.5L	0:37.11	+0
		Brooke Johnson		1400m	Overall	(0:13.24)			

Scratched: Caracristi (#4), Whittaker (#2)





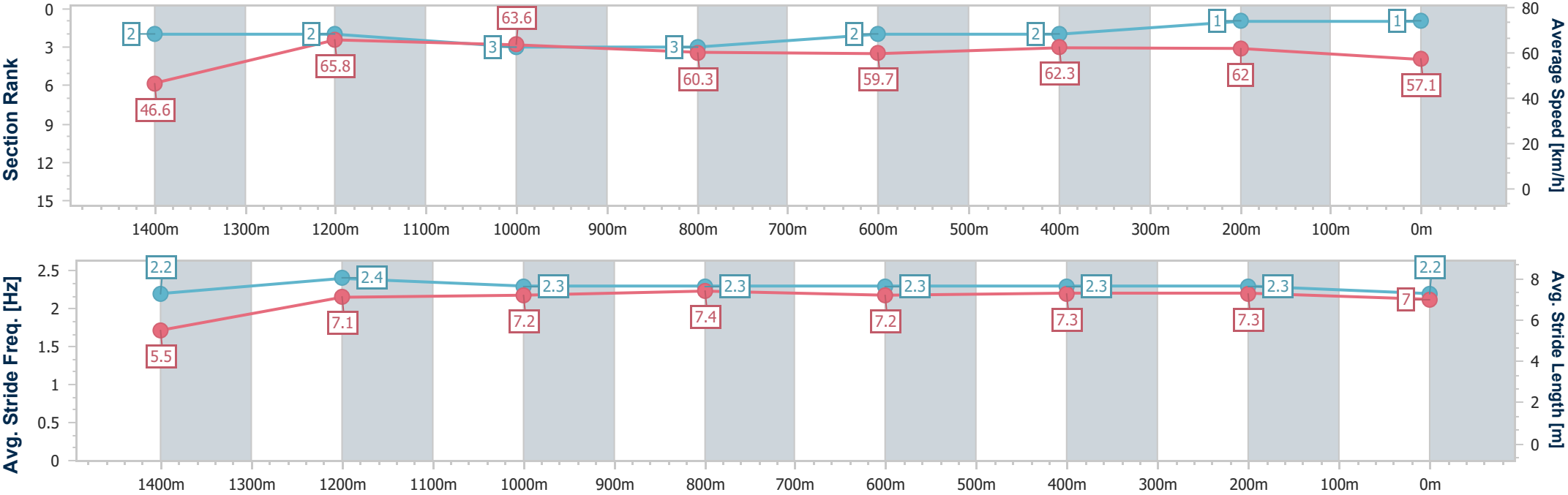
Horse/Jockey Name	Fine And Rare
Final Rank	1
Fastest Section Time (Section)	0:07.76 (Overall)
Top Speed [km/h] (Section)	67.1 (1400m)
Race State	Finished



RockhamptonProfessional  
Race 7: NUTURF 0 - 55 Handicap - 1500m  
05 August 2025 - 17:00  
Track Rating: Good 4, Weather: Fine, Rail Position: +0.5m Entire



Section	Overall	1400m	1200m	1000m	800m	600m	400m	200m					
Section Times	1:29.92 [1] (0:07.76)	1:22.16 [2] (0:10.94)	1:11.22 [2] (0:11.28)	0:59.94 [3] (0:11.92)	0:48.02 [3] (0:12.11)	0:35.91 [2] (0:11.56)	0:24.35 [2] (0:11.64)	0:12.71 [1] (0:12.71)					
Average Speed [km/h]	46.6	65.8	63.6	60.3	59.7	62.3	62.0	57.1					
Top Speed [km/h]	62.1	67.1	65.7	61.8	61.0	63.5	63.6	60.0					
Avg. Dist. to Rail [m]	1.0	0.6	0.6	0.7	1.1	1.1	2.2	2.7					
Avg. Stride Freq. [Hz]	2.2	2.4	2.3	2.3	2.3	2.3	2.3	2.2					
Avg. Stride Length [m]	5.5	7.1	7.2	7.4	7.2	7.3	7.3	7.0					





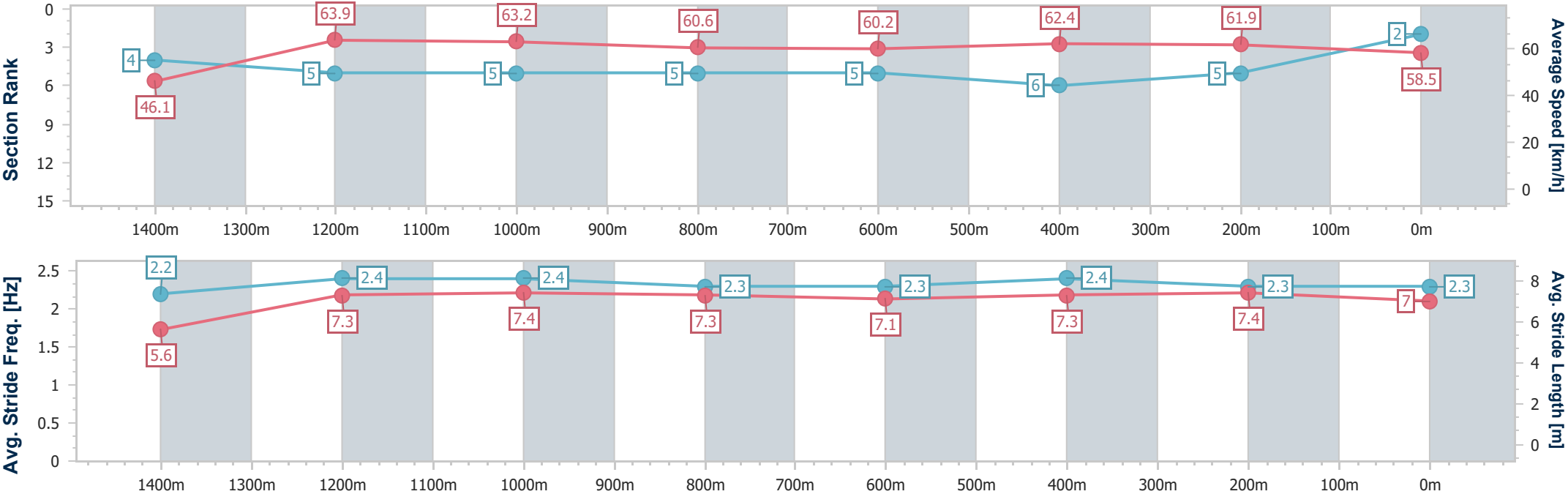
Horse/Jockey Name	All Business
Final Rank	2
Fastest Section Time (Section)	0:07.83 (Overall)
Top Speed [km/h] (Section)	65.5 (1400m)
Race State	Finished



RockhamptonProfessional  
Race 7: NUTURF 0 - 55 Handicap - 1500m  
05 August 2025 - 17:00  
Track Rating: Good 4, Weather: Fine, Rail Position: +0.5m Entire



Section	Overall	1400m	1200m	1000m	800m	600m	400m	200m					
Section Times	1:30.20 [2] (0:07.83)	1:22.37 [4] (0:11.22)	1:11.15 [5] (0:11.42)	0:59.73 [5] (0:11.91)	0:47.82 [5] (0:12.18)	0:35.64 [5] (0:11.55)	0:24.09 [6] (0:11.66)	0:12.43 [5] (0:12.43)					
Average Speed [km/h]	46.1	63.9	63.2	60.6	60.2	62.4	61.9	58.5					
Top Speed [km/h]	62.9	65.5	64.7	62.0	62.1	63.1	62.8	61.0					
Avg. Dist. to Rail [m]	6.2	2.7	0.6	0.7	2.3	4.6	6.5	7.3					
Avg. Stride Freq. [Hz]	2.2	2.4	2.4	2.3	2.3	2.4	2.3	2.3					
Avg. Stride Length [m]	5.6	7.3	7.4	7.3	7.1	7.3	7.4	7.0					





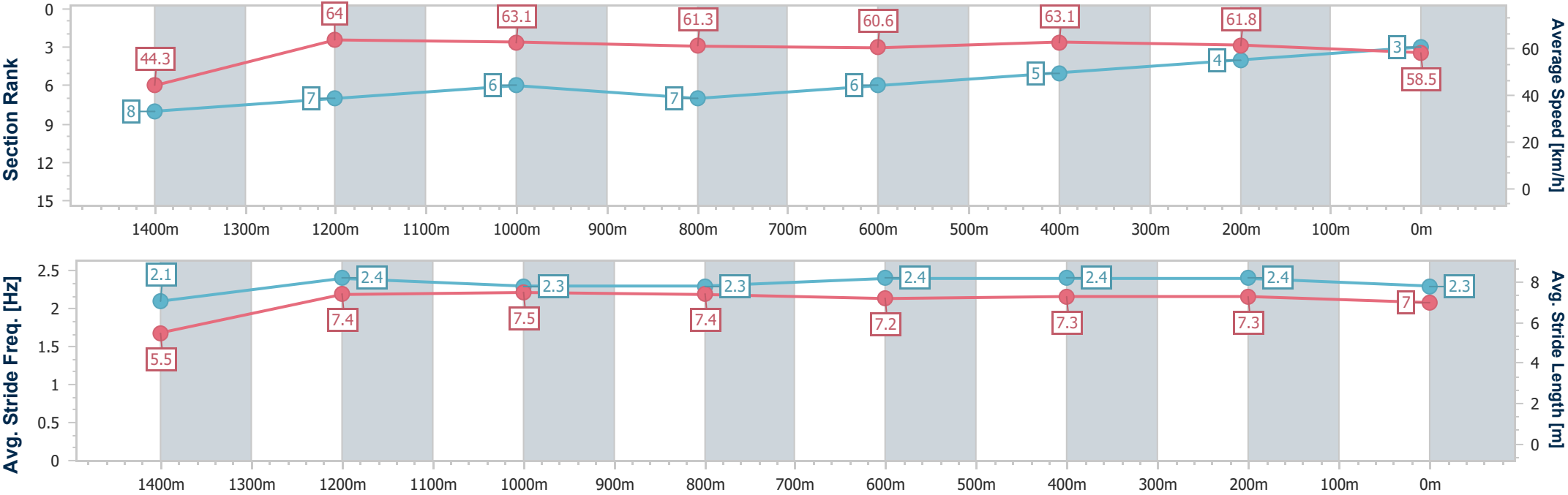
Horse/Jockey Name	Native Bee
Final Rank	3
Fastest Section Time (Section)	0:08.07 (Overall)
Top Speed [km/h] (Section)	65.5 (1400m)
Race State	Finished



RockhamptonProfessional  
Race 7: NUTURF 0 - 55 Handicap - 1500m  
05 August 2025 - 17:00  
Track Rating: Good 4, Weather: Fine, Rail Position: +0.5m Entire



Section	Overall	1400m	1200m	1000m	800m	600m	400m	200m					
Section Times	1:30.21 [3] (0:08.07)	1:22.14 [8] (0:11.29)	1:10.85 [7] (0:11.36)	0:59.49 [6] (0:11.79)	0:47.70 [7] (0:12.14)	0:35.56 [6] (0:11.43)	0:24.13 [5] (0:11.65)	0:12.48 [4] (0:12.48)					
Average Speed [km/h]	44.3	64.0	63.1	61.3	60.6	63.1	61.8	58.5					
Top Speed [km/h]	60.3	65.5	64.5	62.1	62.8	64.0	63.3	60.4					
Avg. Dist. to Rail [m]	3.8	1.1	0.3	0.5	2.9	5.6	7.7	9.2					
Avg. Stride Freq. [Hz]	2.1	2.4	2.3	2.3	2.4	2.4	2.4	2.3					
Avg. Stride Length [m]	5.5	7.4	7.5	7.4	7.2	7.3	7.3	7.0					





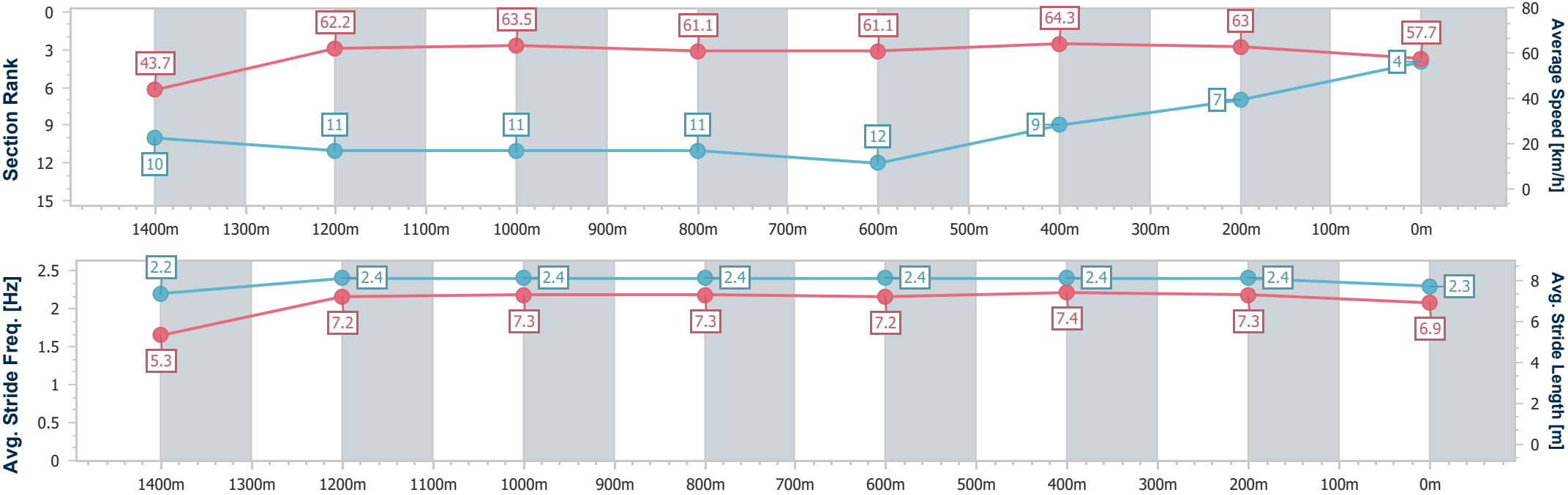
Horse/Jockey Name	Peaking Tom
Final Rank	4
Fastest Section Time (Section)	0:08.22 (Overall)
Top Speed [km/h] (Section)	65.8 (600m)
Race State	Finished



RockhamptonProfessional  
Race 7: NUTURF 0 - 55 Handicap - 1500m  
05 August 2025 - 17:00  
Track Rating: Good 4, Weather: Fine, Rail Position: +0.5m Entire



Section	Overall	1400m	1200m	1000m	800m	600m	400m	200m					
Section Times	1:30.46 [4] (0:08.22)	1:22.24 [10] (0:11.60)	1:10.64 [11] (0:11.36)	0:59.28 [11] (0:11.80)	0:47.48 [11] (0:12.17)	0:35.31 [12] (0:11.27)	0:24.04 [9] (0:11.41)	0:12.63 [7] (0:12.63)					
Average Speed [km/h]	43.7	62.2	63.5	61.1	61.1	64.3	63.0	57.7					
Top Speed [km/h]	58.6	64.7	65.0	63.4	62.4	65.8	64.9	61.3					
Avg. Dist. to Rail [m]	5.9	2.2	0.5	1.0	3.9	8.4	10.1	10.2					
Avg. Stride Freq. [Hz]	2.2	2.4	2.4	2.4	2.4	2.4	2.4	2.3					
Avg. Stride Length [m]	5.3	7.2	7.3	7.3	7.2	7.4	7.3	6.9					





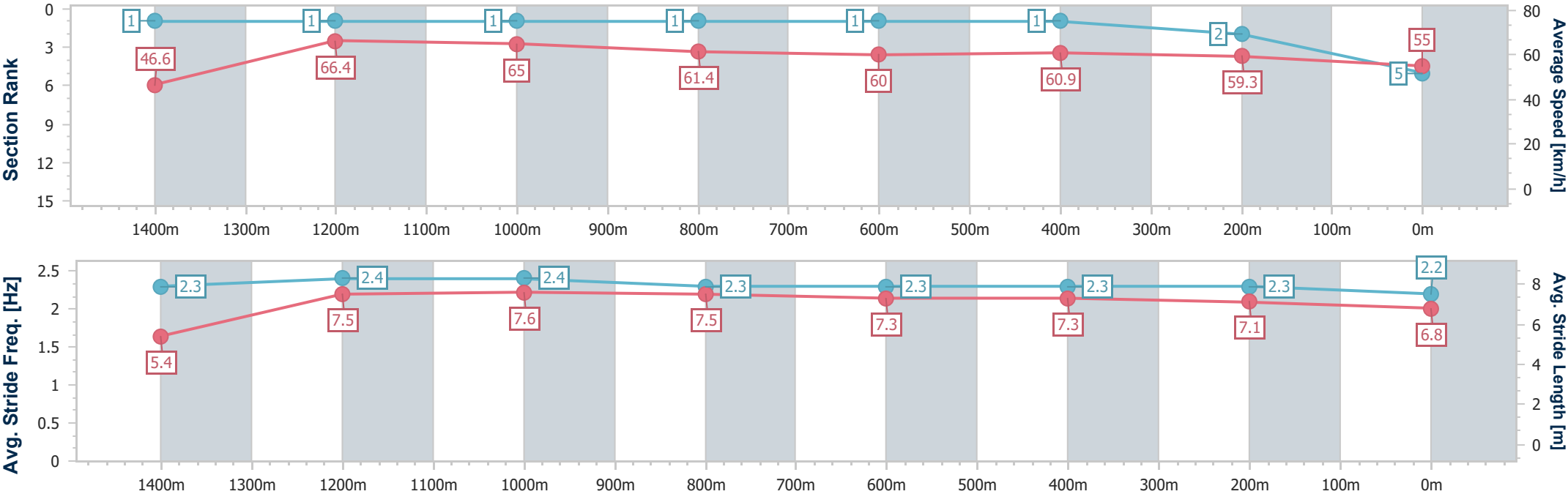
Horse/Jockey Name	Roy's Road
Final Rank	5
Fastest Section Time (Section)	0:07.69 (Overall)
Top Speed [km/h] (Section)	67.9 (1200m)
Race State	Finished



RockhamptonProfessional  
Race 7: NUTURF 0 - 55 Handicap - 1500m  
05 August 2025 - 17:00  
Track Rating: Good 4, Weather: Fine, Rail Position: +0.5m Entire



Section	Overall	1400m	1200m	1000m	800m	600m	400m	200m					
Section Times	1:30.67 [5] (0:07.69)	1:22.98 [1] (0:10.88)	1:12.10 [1] (0:11.07)	1:01.03 [1] (0:11.69)	0:49.34 [1] (0:12.15)	0:37.19 [1] (0:11.82)	0:25.37 [1] (0:12.14)	0:13.23 [2] (0:13.23)					
Average Speed [km/h]	46.6	66.4	65.0	61.4	60.0	60.9	59.3	55.0					
Top Speed [km/h]	64.3	67.7	67.9	62.8	61.0	61.7	61.1	57.2					
Avg. Dist. to Rail [m]	9.4	6.2	1.3	0.8	1.6	2.4	2.4	2.3					
Avg. Stride Freq. [Hz]	2.3	2.4	2.4	2.3	2.3	2.3	2.3	2.2					
Avg. Stride Length [m]	5.4	7.5	7.6	7.5	7.3	7.3	7.1	6.8					





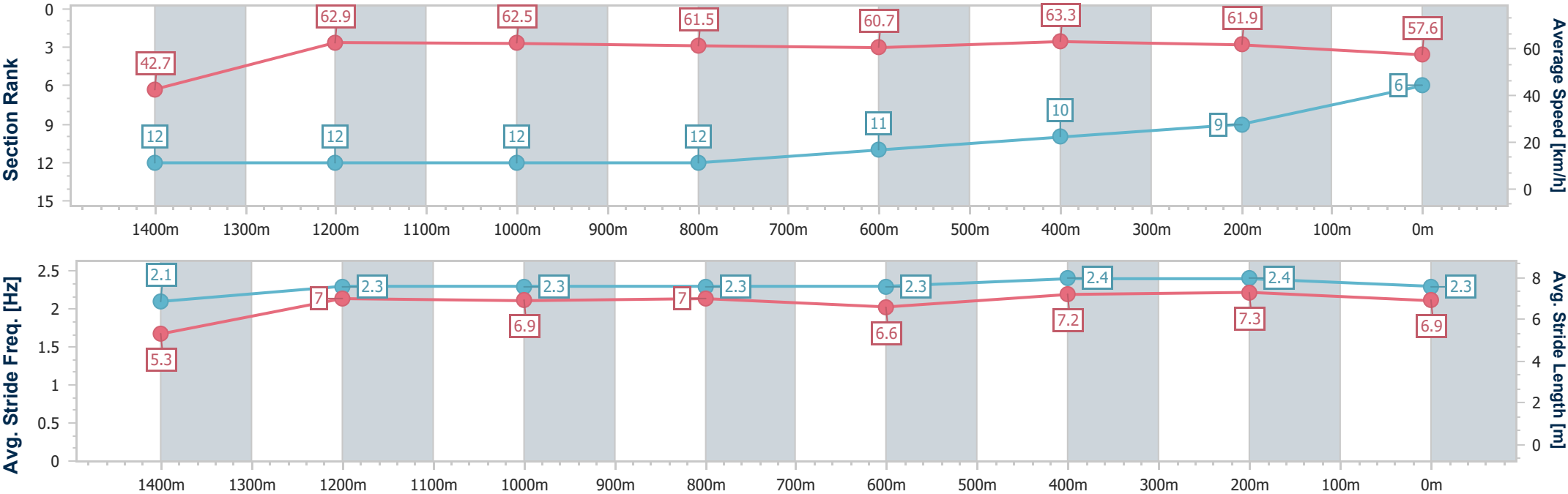
Horse/Jockey Name	Torque Espagna
Final Rank	6
Fastest Section Time (Section)	0:08.48 (Overall)
Top Speed [km/h] (Section)	64.7 (600m)
Race State	Finished



RockhamptonProfessional  
Race 7: NUTURF 0 - 55 Handicap - 1500m  
05 August 2025 - 17:00  
Track Rating: Good 4, Weather: Fine, Rail Position: +0.5m Entire



Section	Overall	1400m	1200m	1000m	800m	600m	400m	200m					
Section Times	1:30.70 [6] (0:08.48)	1:22.22 [12] (0:11.45)	1:10.77 [12] (0:11.47)	0:59.30 [12] (0:11.63)	0:47.67 [12] (0:12.02)	0:35.65 [11] (0:11.42)	0:24.23 [10] (0:11.64)	0:12.59 [9] (0:12.59)					
Average Speed [km/h]	42.7	62.9	62.5	61.5	60.7	63.3	61.9	57.6					
Top Speed [km/h]	60.5	64.6	63.8	63.7	62.0	64.7	63.9	60.0					
Avg. Dist. to Rail [m]	3.7	0.8	1.2	1.1	1.6	4.5	5.9	7.0					
Avg. Stride Freq. [Hz]	2.1	2.3	2.3	2.3	2.3	2.4	2.4	2.3					
Avg. Stride Length [m]	5.3	7.0	6.9	7.0	6.6	7.2	7.3	6.9					





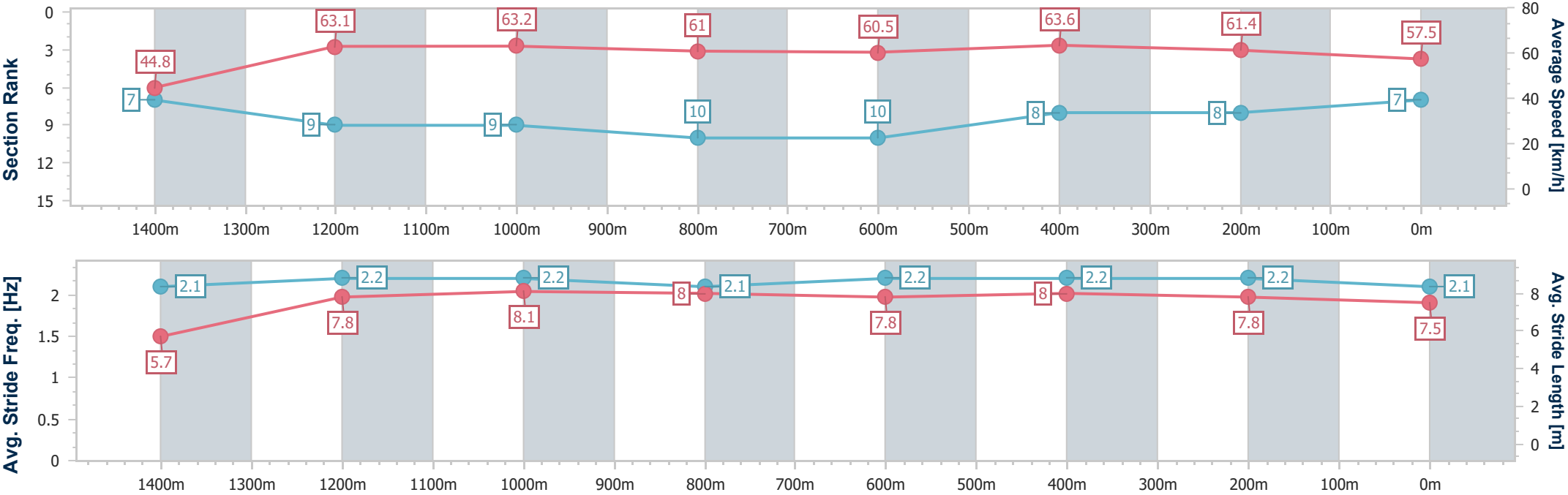
Horse/Jockey Name	Citiroc
Final Rank	7
Fastest Section Time (Section)	0:08.04 (Overall)
Top Speed [km/h] (Section)	65.8 (1400m)
Race State	Finished



RockhamptonProfessional  
Race 7: NUTURF 0 - 55 Handicap - 1500m  
05 August 2025 - 17:00  
Track Rating: Good 4, Weather: Fine, Rail Position: +0.5m Entire



Section	Overall	1400m	1200m	1000m	800m	600m	400m	200m					
Section Times	1:30.72 [7] (0:08.04)	1:22.68 [7] (0:11.42)	1:11.26 [9] (0:11.40)	0:59.86 [9] (0:11.85)	0:48.01 [10] (0:12.22)	0:35.79 [10] (0:11.42)	0:24.37 [8] (0:11.68)	0:12.69 [8] (0:12.69)					
Average Speed [km/h]	44.8	63.1	63.2	61.0	60.5	63.6	61.4	57.5					
Top Speed [km/h]	61.6	65.8	64.4	62.3	61.9	64.4	63.5	59.5					
Avg. Dist. to Rail [m]	2.3	1.2	0.6	0.9	3.4	5.9	7.4	8.5					
Avg. Stride Freq. [Hz]	2.1	2.2	2.2	2.1	2.2	2.2	2.2	2.1					
Avg. Stride Length [m]	5.7	7.8	8.1	8.0	7.8	8.0	7.8	7.5					





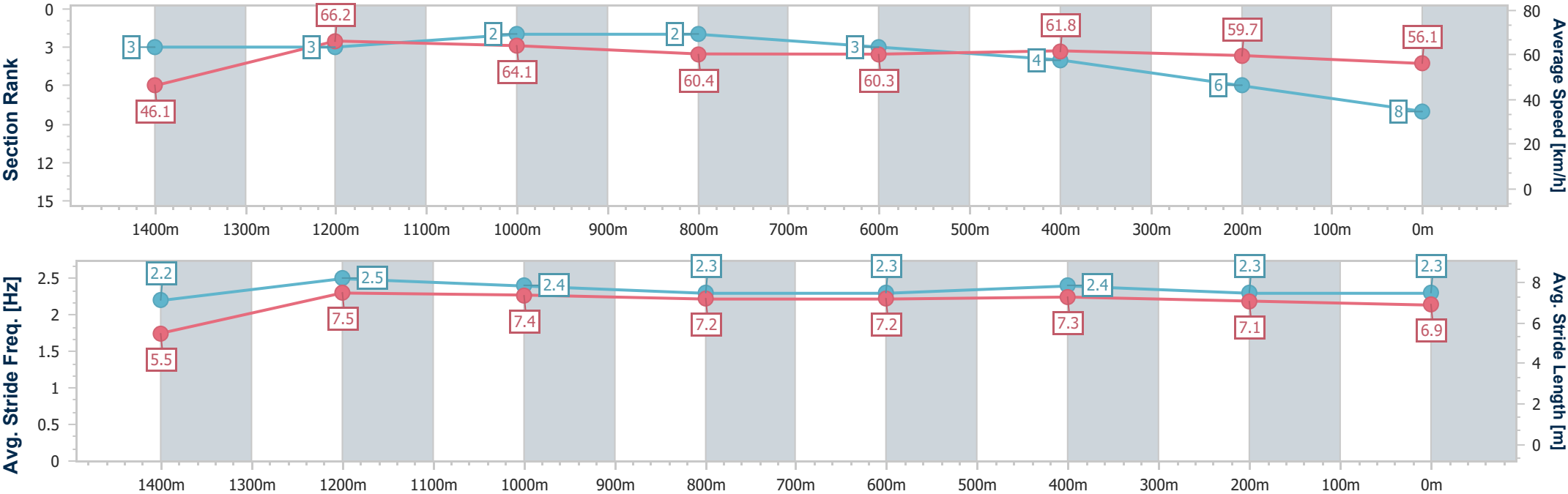
Horse/Jockey Name	Bauhaus
Final Rank	8
Fastest Section Time (Section)	0:07.80 (Overall)
Top Speed [km/h] (Section)	67.7 (1400m)
Race State	Finished



RockhamptonProfessional  
Race 7: NUTURF 0 - 55 Handicap - 1500m  
05 August 2025 - 17:00  
Track Rating: Good 4, Weather: Fine, Rail Position: +0.5m Entire



Section	Overall	1400m	1200m	1000m	800m	600m	400m	200m					
Section Times	1:30.78 [8] (0:07.80)	1:22.98 [3] (0:10.90)	1:12.08 [3] (0:11.21)	1:00.87 [2] (0:11.96)	0:48.91 [2] (0:12.21)	0:36.70 [3] (0:11.68)	0:25.02 [4] (0:12.06)	0:12.96 [6] (0:12.96)					
Average Speed [km/h]	46.1	66.2	64.1	60.4	60.3	61.8	59.7	56.1					
Top Speed [km/h]	63.5	67.7	67.3	64.4	61.5	62.7	62.6	58.5					
Avg. Dist. to Rail [m]	7.7	2.7	0.2	0.4	2.7	4.1	4.2	3.8					
Avg. Stride Freq. [Hz]	2.2	2.5	2.4	2.3	2.3	2.4	2.3	2.3					
Avg. Stride Length [m]	5.5	7.5	7.4	7.2	7.2	7.3	7.1	6.9					







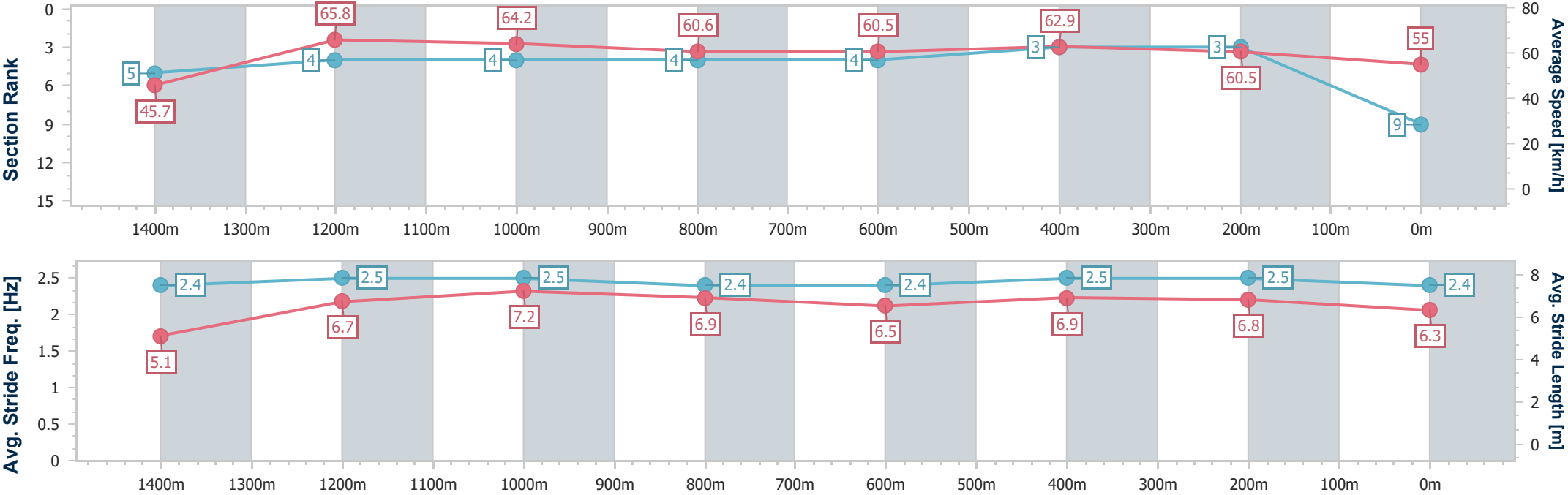
Horse/Jockey Name	Bull Dimple Rum
Final Rank	9
Fastest Section Time (Section)	0:07.89 (Overall)
Top Speed [km/h] (Section)	67.0 (1400m)
Race State	Finished



RockhamptonProfessional  
Race 7: NUTURF 0 - 55 Handicap - 1500m  
05 August 2025 - 17:00  
Track Rating: Good 4, Weather: Fine, Rail Position: +0.5m Entire



Section	Overall	1400m	1200m	1000m	800m	600m	400m	200m					
Section Times	1:30.78 [9] (0:07.89)	1:22.89 [5] (0:10.96)	1:11.93 [4] (0:11.22)	1:00.71 [4] (0:12.04)	0:48.67 [4] (0:12.13)	0:36.54 [4] (0:11.44)	0:25.10 [3] (0:11.90)	0:13.20 [3] (0:13.20)					
Average Speed [km/h]	45.7	65.8	64.2	60.6	60.5	62.9	60.5	55.0					
Top Speed [km/h]	62.3	67.0	66.4	62.7	62.3	63.9	63.0	57.2					
Avg. Dist. to Rail [m]	0.5	0.2	1.9	2.3	2.2	3.9	4.6	4.4					
Avg. Stride Freq. [Hz]	2.4	2.5	2.5	2.4	2.4	2.5	2.5	2.4					
Avg. Stride Length [m]	5.1	6.7	7.2	6.9	6.5	6.9	6.8	6.3					





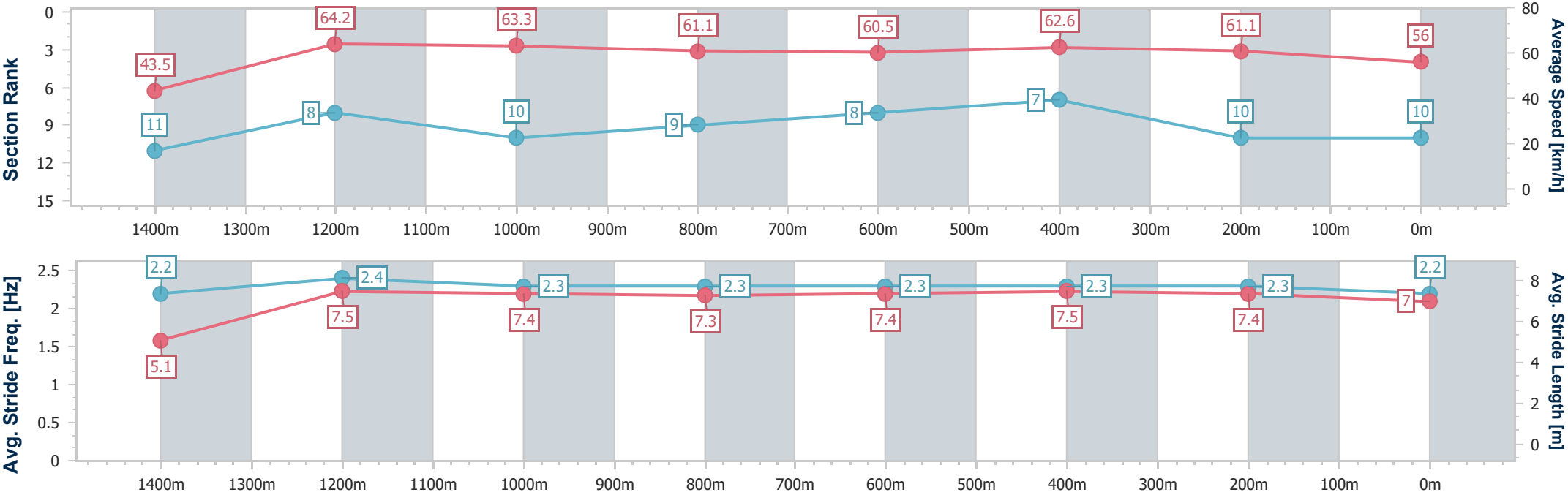
Horse/Jockey Name	Strong Latte
Final Rank	10
Fastest Section Time (Section)	0:08.28 (Overall)
Top Speed [km/h] (Section)	66.2 (1400m)
Race State	Finished



RockhamptonProfessional  
Race 7: NUTURF 0 - 55 Handicap - 1500m  
05 August 2025 - 17:00  
Track Rating: Good 4, Weather: Fine, Rail Position: +0.5m Entire



Section	Overall	1400m	1200m	1000m	800m	600m	400m	200m					
Section Times	1:31.07 [10] (0:08.28)	1:22.79 [11] (0:11.18)	1:11.61 [8] (0:11.42)	1:00.19 [10] (0:11.77)	0:48.42 [9] (0:12.16)	0:36.26 [8] (0:11.52)	0:24.74 [7] (0:11.79)	0:12.95 [10] (0:12.95)					
Average Speed [km/h]	43.5	64.2	63.3	61.1	60.5	62.6	61.1	56.0					
Top Speed [km/h]	61.8	66.2	66.0	63.6	61.7	63.5	63.4	59.3					
Avg. Dist. to Rail [m]	1.4	0.6	0.4	0.5	2.6	4.1	3.4	3.0					
Avg. Stride Freq. [Hz]	2.2	2.4	2.3	2.3	2.3	2.3	2.3	2.2					
Avg. Stride Length [m]	5.1	7.5	7.4	7.3	7.4	7.5	7.4	7.0					





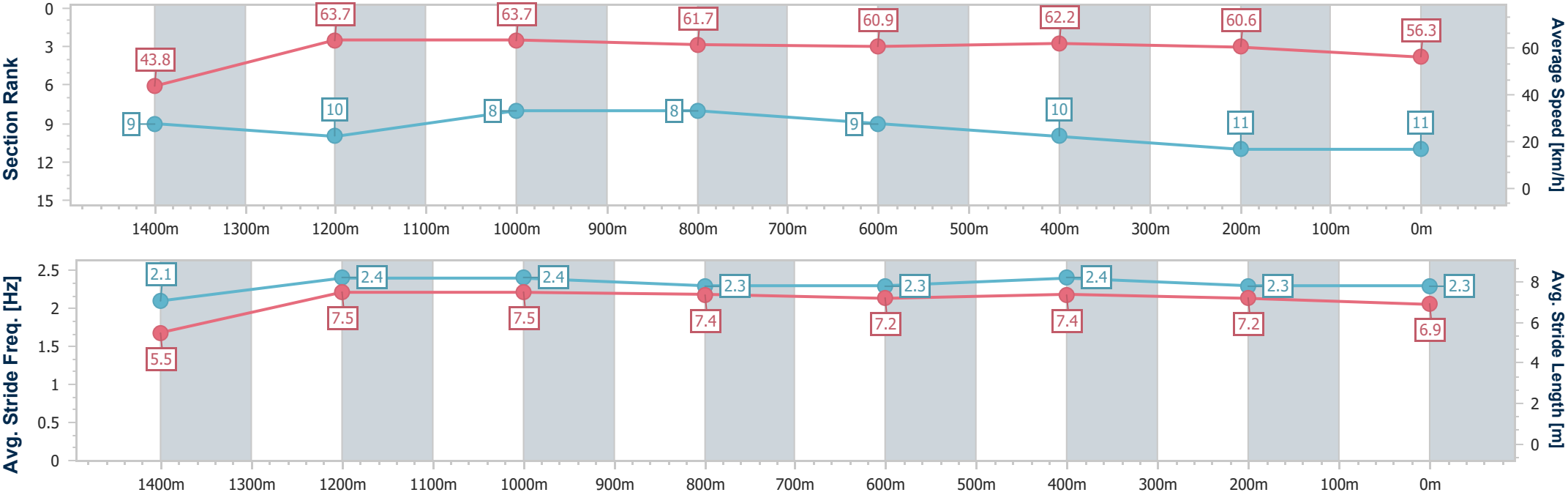
Horse/Jockey Name	Lynric Lass
Final Rank	11
Fastest Section Time (Section)	0:08.17 (Overall)
Top Speed [km/h] (Section)	65.2 (1400m)
Race State	Finished



RockhamptonProfessional  
Race 7: NUTURF 0 - 55 Handicap - 1500m  
05 August 2025 - 17:00  
Track Rating: Good 4, Weather: Fine, Rail Position: +0.5m Entire



Section	Overall	1400m	1200m	1000m	800m	600m	400m	200m					
Section Times	1:31.27 [11] (0:08.17)	1:23.10 [9] (0:11.35)	1:11.75 [10] (0:11.32)	1:00.43 [8] (0:11.79)	0:48.64 [8] (0:12.27)	0:36.37 [9] (0:11.57)	0:24.80 [10] (0:11.92)	0:12.88 [11] (0:12.88)					
Average Speed [km/h]	43.8	63.7	63.7	61.7	60.9	62.2	60.6	56.3					
Top Speed [km/h]	58.9	65.2	64.5	64.0	61.7	63.1	62.3	58.9					
Avg. Dist. to Rail [m]	6.1	2.6	1.4	2.0	4.2	6.6	8.1	9.1					
Avg. Stride Freq. [Hz]	2.1	2.4	2.4	2.3	2.3	2.4	2.3	2.3					
Avg. Stride Length [m]	5.5	7.5	7.5	7.4	7.2	7.4	7.2	6.9					





Horse/Jockey Name	Jolie Apolline
Final Rank	12
Fastest Section Time (Section)	0:08.03 (Overall)
Top Speed [km/h] (Section)	65.3 (1400m)
Race State	Finished



RockhamptonProfessional  
Race 7: NUTURF 0 - 55 Handicap - 1500m  
05 August 2025 - 17:00  
Track Rating: Good 4, Weather: Fine, Rail Position: +0.5m Entire



Section	Overall	1400m	1200m	1000m	800m	600m	400m	200m					
Section Times	1:31.87 [12] (0:08.03)	1:23.84 [6] (0:11.26)	1:12.58 [6] (0:11.47)	1:01.11 [7] (0:11.71)	0:49.40 [6] (0:12.29)	0:37.11 [7] (0:11.82)	0:25.29 [12] (0:12.05)	0:13.24 [12] (0:13.24)					
Average Speed [km/h]	45.1	64.0	62.6	60.6	59.5	61.1	59.5	54.9					
Top Speed [km/h]	60.3	65.3	63.6	62.3	60.7	61.9	61.4	57.6					
Avg. Dist. to Rail [m]	0.5	1.0	2.1	2.1	1.8	3.9	4.2	4.6					
Avg. Stride Freq. [Hz]	2.1	2.3	2.3	2.2	2.3	2.3	2.3	2.2					
Avg. Stride Length [m]	5.6	7.6	7.7	7.5	7.4	7.4	7.1	6.7					

