



**Toowoomba Professional**  
**Race 1: COOPER COMMERCIAL BENCHMARK 58 Handicap - 1300m**  
**09 August 2025 - 17:15**



Track Rating: Soft 5, Weather: Overcast, Rail Position: +5m Entire

Section						Overall	1200m	1000m	800m	600m	400m	Last 600m	
Field Times						1:21.10 (0:08.57)	1:12.53 (0:11.62)	1:00.91 (0:12.24)	0:48.67 (0:12.29)	0:36.38 (0:11.86)	0:24.52 (0:11.92)	0:36.38	
Rank	TAB	Horse/Jockey	Barrier	Top Speed [km/h]	Fastest Section								Distance Travelled [m]
1	6	MYSTERY POWER	2	63.0	0:08.57	1:21.10 [1]	1:12.53 [1]	1:00.91 [1]	0:48.67 [1]	0:36.38 [1]	0:24.52 [1]	0:36.38	
		Justin Huxtable		1200m	Overall	(0:08.57)	(0:11.62)	(0:12.24)	(0:12.29)	(0:11.86)	(0:11.92)		
2	3	TOKYO BANDIT	1	61.7	0:08.73	1:21.76 [2]	1:13.03 [2]	1:01.17 [2]	0:48.92 [2]	0:36.59 [3]	0:24.50 [2]	0:36.59 +4	
		Jake Molloy		1200m	Overall	(0:08.73)	(0:11.86)	(0:12.25)	(0:12.33)	(0:12.09)	(0:12.12)		
3	9	LA VITTORIA	3	62.3	0:08.99	1:22.18 [3]	1:13.19 [6]	1:01.26 [6]	0:49.06 [5]	0:36.78 [7]	0:24.84 [4]	0:36.78 +2	
		Chelsea Baker		600m	Overall	(0:08.99)	(0:11.93)	(0:12.20)	(0:12.28)	(0:11.94)	(0:12.20)		
4	7	DANNY'S BOY	6	62.8	0:08.94	1:22.33 [4]	1:13.39 [5]	1:01.61 [4]	0:49.32 [4]	0:37.04 [6]	0:24.89 [6]	0:37.04 +3	
		Shania Willis		1200m	Overall	(0:08.94)	(0:11.78)	(0:12.29)	(0:12.28)	(0:12.15)	(0:12.15)		
5	2	BEARHUG	8	62.7	0:09.41	1:22.52 [5]	1:13.11 [8]	1:01.16 [9]	0:48.95 [9]	0:37.02 [8]	0:24.76 [8]	0:37.02 +3	
		Montanna Savva		1200m	Overall	(0:09.41)	(0:11.95)	(0:12.21)	(0:11.93)	(0:12.26)	(0:12.14)		
6	8	DROP THE PILOT	4	63.4	0:09.43	1:22.72 [6]	1:13.29 [9]	1:01.57 [8]	0:49.35 [8]	0:37.19 [9]	0:24.89 [9]	0:37.19 +4	
		Rob Thorburn		1200m	Overall	(0:09.43)	(0:11.72)	(0:12.22)	(0:12.16)	(0:12.30)	(0:12.36)		
7	1	SHAKE'N'BAKE	7	62.8	0:08.90	1:22.96 [7]	1:14.06 [4]	1:02.15 [5]	0:49.76 [7]	0:37.78 [4]	0:25.48 [7]	0:37.78 +12	
		Kelsey Lenton		1200m	Overall	(0:08.90)	(0:11.91)	(0:12.39)	(0:11.98)	(0:12.30)	(0:12.46)		
8	4	CHANGE THE DEEL	9	63.1	0:09.27	1:23.28 [8]	1:14.01 [7]	1:02.19 [7]	0:50.11 [6]	0:38.12 [2]	0:25.85 [5]	0:38.12 +14	
		Olivia Webb		1200m	Overall	(0:09.27)	(0:11.82)	(0:12.08)	(0:11.99)	(0:12.27)	(0:12.54)		
9	5	PHYSICIST	5	62.9	0:08.86	1:23.42 [9]	1:14.56 [3]	1:02.83 [3]	0:50.51 [3]	0:38.23 [5]	0:26.12 [3]	0:38.23 +9	
		Jade Metcalfe		1200m	Overall	(0:08.86)	(0:11.73)	(0:12.32)	(0:12.28)	(0:12.11)	(0:12.51)		

Scratched: Exceedaqa (#12), Scruffy (#13), Suisse Scandal (#14), Tortilla (#15), Peach Galantes (#10), Flash Prince (#11), Doona (#16)



Toowoomba Professional  
Race 1: COOPER COMMERCIAL BENCHMARK 58 Handicap - 1300m  
09 August 2025 - 17:15



Track Rating: Soft 5, Weather: Overcast, Rail Position: +5m Entire

Section		Field Times		200m		Last 600m			
				0:12.60 (0:12.60)		0:36.38			
Rank	TAB	Horse/Jockey	Barrier	Top Speed [km/h]	Fastest Section	Margin			Distance Travelled [m]
1	6	MYSTERY POWER	2	63.0	0:08.57	0:12.60 [1]	1:21.10	0:36.38	
		Justin Huxtable		1200m	Overall	(0:12.60)			
2	3	TOKYO BANDIT	1	61.7	0:08.73	0:12.38 [2]	3.88L	0:36.59	+4
		Jake Molloy		1200m	Overall	(0:12.38)			
3	9	LA VITTORIA	3	62.3	0:08.99	0:12.64 [3]	6.36L	0:36.78	+2
		Chelsea Baker		600m	Overall	(0:12.64)			
4	7	DANNY'S BOY	6	62.8	0:08.94	0:12.74 [4]	7.27L	0:37.04	+3
		Shania Willis		1200m	Overall	(0:12.74)			
5	2	BEARHUG	8	62.7	0:09.41	0:12.62 [6]	8.37L	0:37.02	+3
		Montanna Savva		1200m	Overall	(0:12.62)			
6	8	DROP THE PILOT	4	63.4	0:09.43	0:12.53 [9]	9.53L	0:37.19	+4
		Rob Thorburn		1200m	Overall	(0:12.53)			
7	1	SHAKE'N'BAKE	7	62.8	0:08.90	0:13.02 [7]	10.96L	0:37.78	+12
		Kelsey Lenton		1200m	Overall	(0:13.02)			
8	4	CHANGE THE DEEL	9	63.1	0:09.27	0:13.31 [8]	12.83L	0:38.12	+14
		Olivia Webb		1200m	Overall	(0:13.31)			
9	5	PHYSICIST	5	62.9	0:08.86	0:13.61 [5]	13.67L	0:38.23	+9
		Jade Metcalfe		1200m	Overall	(0:13.61)			

Scratched: Exceedaqa (#12), Scruffy (#13), Suisse Scandal (#14), Tortilla (#15), Peach Galantes (#10), Flash Prince (#11), Doona (#16)



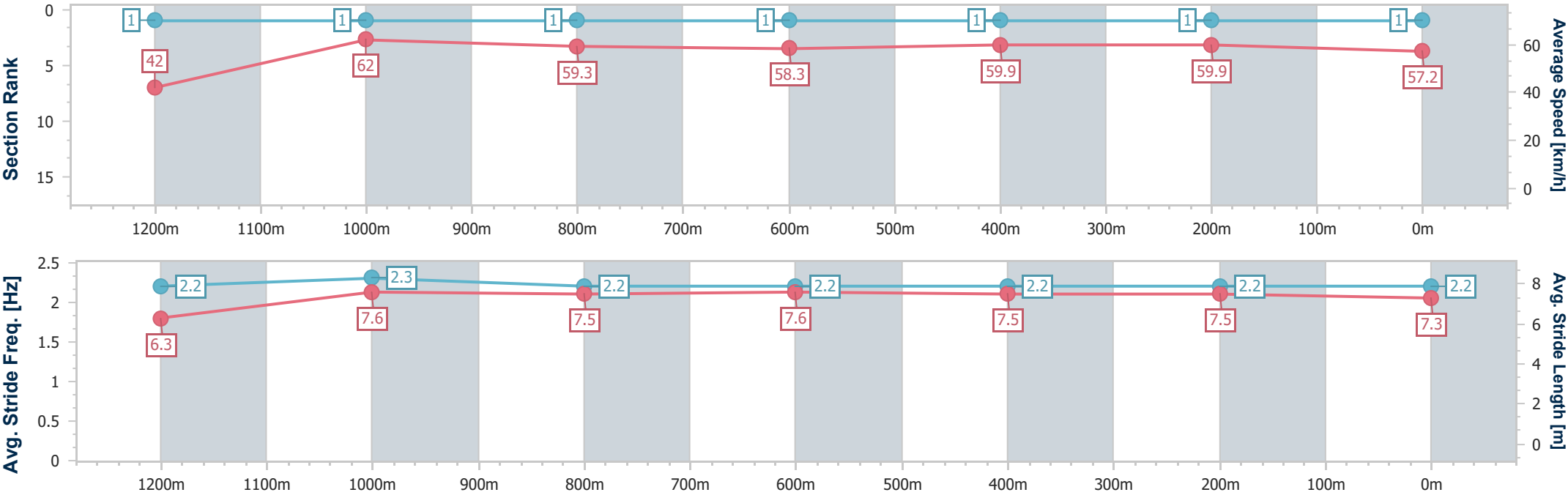
Horse/Jockey Name	Mystery Power
Final Rank	1
Fastest Section Time (Section)	0:08.57 (Overall)
Top Speed [km/h] (Section)	63.0 (1200m)
Race State	Finished



ToowoombaProfessional  
Race 1: COOPER COMMERCIAL BENCHMARK 58 Handicap - 1300m  
09 August 2025 - 17:15  
Track Rating: Soft 5, Weather: Overcast, Rail Position: +5m Entire



Section	Overall	1200m	1000m	800m	600m	400m	200m						
Section Times	1:21.10 [1] (0:08.57)	1:12.53 [1] (0:11.62)	1:00.91 [1] (0:12.24)	0:48.67 [1] (0:12.29)	0:36.38 [1] (0:11.86)	0:24.52 [1] (0:11.92)	0:12.60 [1] (0:12.60)						
Average Speed [km/h]	42.0	62.0	59.3	58.3	59.9	59.9	57.2						
Top Speed [km/h]	60.6	63.0	61.2	60.8	61.2	60.6	59.1						
Avg. Dist. to Rail [m]	2.0	0.6	1.9	2.0	2.6	2.4	7.3						
Avg. Stride Freq. [Hz]	2.2	2.3	2.2	2.2	2.2	2.2	2.2						
Avg. Stride Length [m]	6.3	7.6	7.5	7.6	7.5	7.5	7.3						





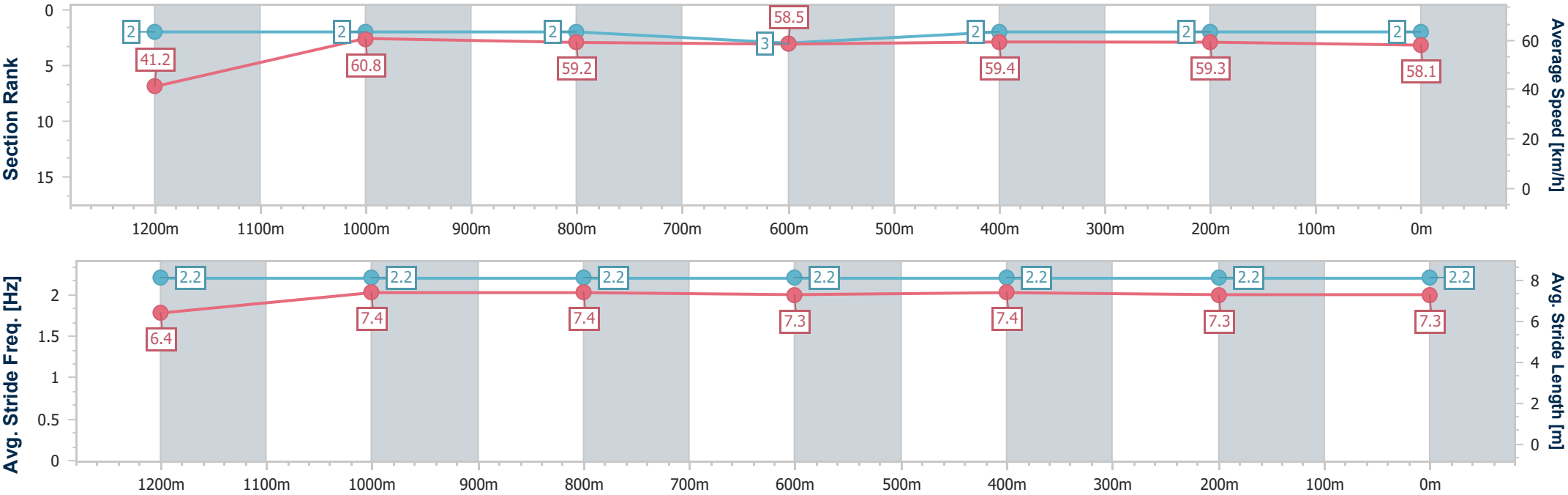
Horse/Jockey Name	Tokyo Bandit
Final Rank	2
Fastest Section Time (Section)	0:08.73 (Overall)
Top Speed [km/h] (Section)	61.7 (1200m)
Race State	Finished



ToowoombaProfessional  
Race 1: COOPER COMMERCIAL BENCHMARK 58 Handicap - 1300m  
09 August 2025 - 17:15  
Track Rating: Soft 5, Weather: Overcast, Rail Position: +5m Entire



Section	Overall	1200m	1000m	800m	600m	400m	200m						
Section Times	1:21.76 [2] (0:08.73)	1:13.03 [2] (0:11.86)	1:01.17 [2] (0:12.25)	0:48.92 [2] (0:12.33)	0:36.59 [3] (0:12.09)	0:24.50 [2] (0:12.12)	0:12.38 [2] (0:12.38)						
Average Speed [km/h]	41.2	60.8	59.2	58.5	59.4	59.3	58.1						
Top Speed [km/h]	59.6	61.7	61.2	60.0	60.3	60.6	59.3						
Avg. Dist. to Rail [m]	3.1	2.1	2.1	0.7	0.6	0.8	1.4						
Avg. Stride Freq. [Hz]	2.2	2.2	2.2	2.2	2.2	2.2	2.2						
Avg. Stride Length [m]	6.4	7.4	7.4	7.3	7.4	7.3	7.3						





Horse/Jockey Name	La Vittoria
Final Rank	3
Fastest Section Time (Section)	0:08.99 (Overall)
Top Speed [km/h] (Section)	62.3 (600m)
Race State	Finished

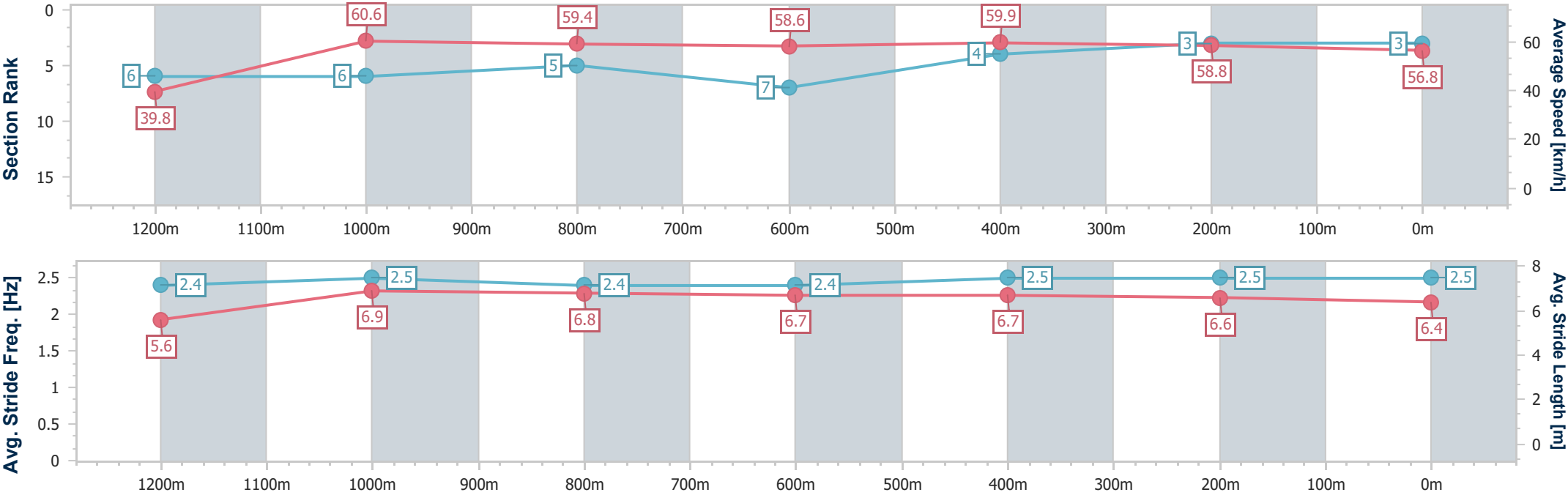


ToowoombaProfessional  
Race 1: COOPER COMMERCIAL BENCHMARK 58 Handicap -  
1300m



09 August 2025 - 17:15  
Track Rating: Soft 5, Weather: Overcast, Rail Position: +5m Entire

Section	Overall	1200m	1000m	800m	600m	400m	200m						
Section Times	1:22.18 [3] (0:08.99)	1:13.19 [6] (0:11.93)	1:01.26 [6] (0:12.20)	0:49.06 [5] (0:12.28)	0:36.78 [7] (0:11.94)	0:24.84 [4] (0:12.20)	0:12.64 [3] (0:12.64)						
Average Speed [km/h]	39.8	60.6	59.4	58.6	59.9	58.8	56.8						
Top Speed [km/h]	58.7	61.5	60.5	59.6	62.3	59.7	59.8						
Avg. Dist. to Rail [m]	6.6	2.6	1.7	0.8	1.0	1.7	4.2						
Avg. Stride Freq. [Hz]	2.4	2.5	2.4	2.4	2.5	2.5	2.5						
Avg. Stride Length [m]	5.6	6.9	6.8	6.7	6.7	6.6	6.4						





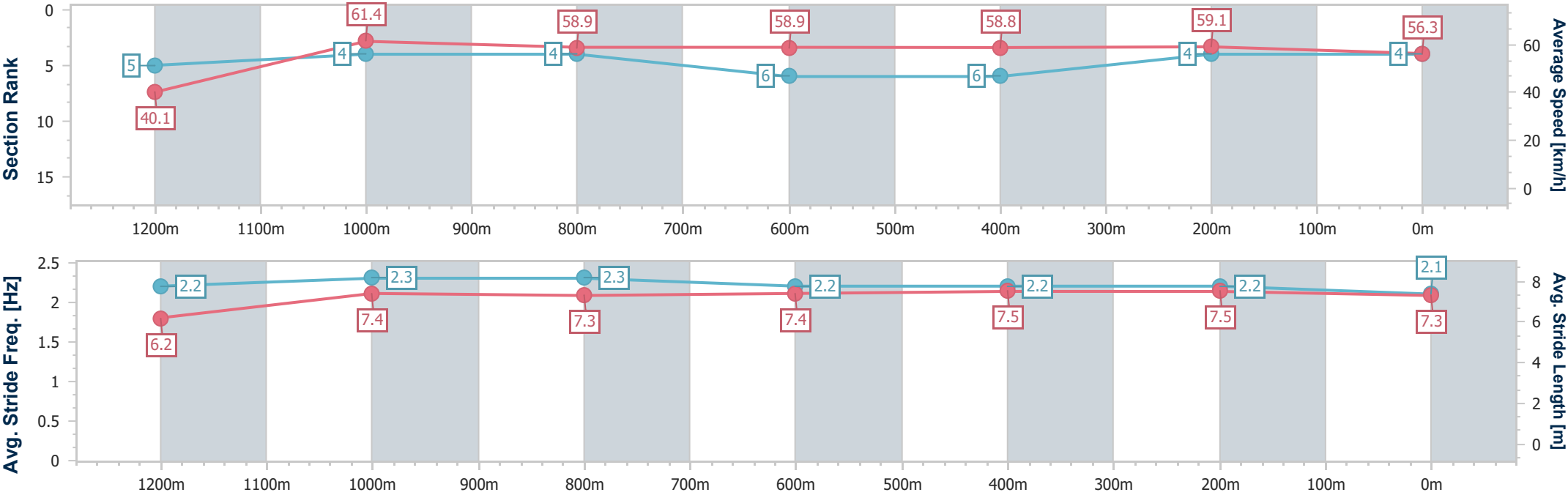
Horse/Jockey Name	Danny's Boy
Final Rank	4
Fastest Section Time (Section)	0:08.94 (Overall)
Top Speed [km/h] (Section)	62.8 (1200m)
Race State	Finished



ToowoombaProfessional  
Race 1: COOPER COMMERCIAL BENCHMARK 58 Handicap - 1300m  
09 August 2025 - 17:15  
Track Rating: Soft 5, Weather: Overcast, Rail Position: +5m Entire



Section	Overall	1200m	1000m	800m	600m	400m	200m						
Section Times	1:22.33 [4] (0:08.94)	1:13.39 [5] (0:11.78)	1:01.61 [4] (0:12.29)	0:49.32 [4] (0:12.28)	0:37.04 [6] (0:12.15)	0:24.89 [6] (0:12.15)	0:12.74 [4] (0:12.74)						
Average Speed [km/h]	40.1	61.4	58.9	58.9	58.8	59.1	56.3						
Top Speed [km/h]	61.2	62.8	60.3	60.4	59.9	59.9	58.5						
Avg. Dist. to Rail [m]	6.8	3.3	2.6	0.7	1.2	0.8	0.4						
Avg. Stride Freq. [Hz]	2.2	2.3	2.3	2.2	2.2	2.2	2.1						
Avg. Stride Length [m]	6.2	7.4	7.3	7.4	7.5	7.5	7.3						





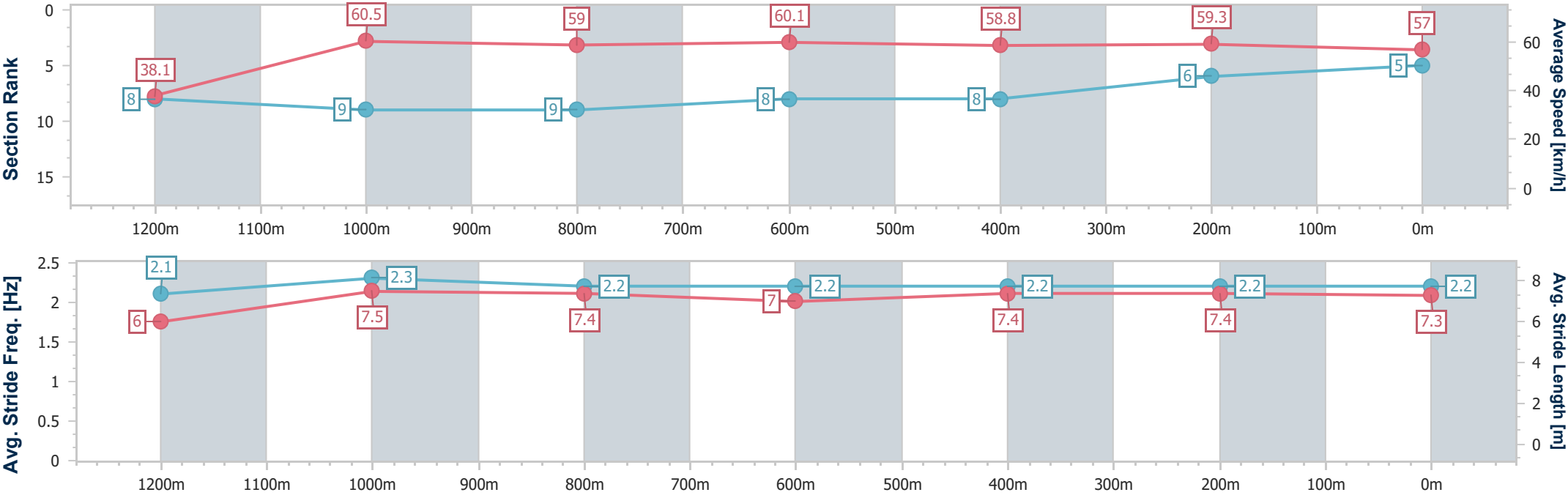
Horse/Jockey Name	Bearhug
Final Rank	5
Fastest Section Time (Section)	0:09.41 (Overall)
Top Speed [km/h] (Section)	62.7 (1200m)
Race State	Finished



ToowoombaProfessional  
Race 1: COOPER COMMERCIAL BENCHMARK 58 Handicap - 1300m  
09 August 2025 - 17:15  
Track Rating: Soft 5, Weather: Overcast, Rail Position: +5m Entire



Section	Overall	1200m	1000m	800m	600m	400m	200m						
Section Times	1:22.52 [5] (0:09.41)	1:13.11 [8] (0:11.95)	1:01.16 [9] (0:12.21)	0:48.95 [9] (0:11.93)	0:37.02 [8] (0:12.26)	0:24.76 [8] (0:12.14)	0:12.62 [6] (0:12.62)						
Average Speed [km/h]	38.1	60.5	59.0	60.1	58.8	59.3	57.0						
Top Speed [km/h]	57.6	62.7	61.7	61.3	59.9	60.0	57.5						
Avg. Dist. to Rail [m]	8.1	3.2	1.1	0.8	0.5	0.9	1.0						
Avg. Stride Freq. [Hz]	2.1	2.3	2.2	2.2	2.2	2.2	2.2						
Avg. Stride Length [m]	6.0	7.5	7.4	7.0	7.4	7.4	7.3						





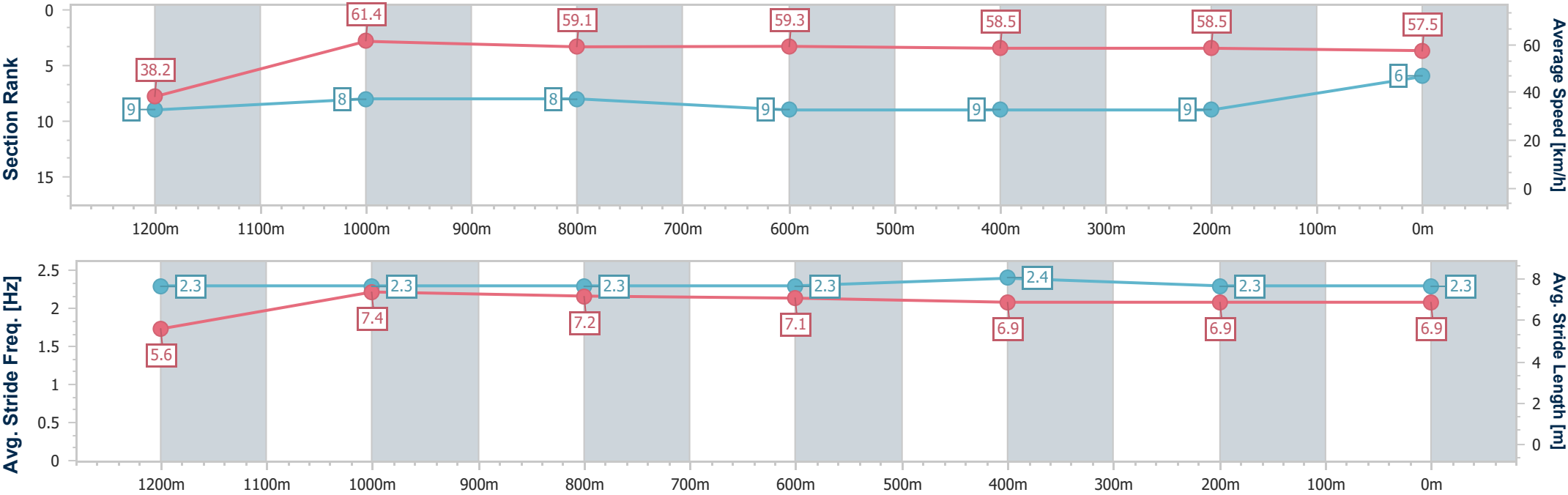
Horse/Jockey Name	Drop The Pilot
Final Rank	6
Fastest Section Time (Section)	0:09.43 (Overall)
Top Speed [km/h] (Section)	63.4 (1200m)
Race State	Finished



ToowoombaProfessional  
Race 1: COOPER COMMERCIAL BENCHMARK 58 Handicap - 1300m  
09 August 2025 - 17:15  
Track Rating: Soft 5, Weather: Overcast, Rail Position: +5m Entire



Section	Overall	1200m	1000m	800m	600m	400m	200m						
Section Times	1:22.72 [6] (0:09.43)	1:13.29 [9] (0:11.72)	1:01.57 [8] (0:12.22)	0:49.35 [8] (0:12.16)	0:37.19 [9] (0:12.30)	0:24.89 [9] (0:12.36)	0:12.53 [9] (0:12.53)						
Average Speed [km/h]	38.2	61.4	59.1	59.3	58.5	58.5	57.5						
Top Speed [km/h]	58.3	63.4	60.9	60.4	59.7	59.3	57.9						
Avg. Dist. to Rail [m]	3.1	1.6	1.4	0.5	0.5	0.9	1.6						
Avg. Stride Freq. [Hz]	2.3	2.3	2.3	2.3	2.4	2.3	2.3						
Avg. Stride Length [m]	5.6	7.4	7.2	7.1	6.9	6.9	6.9						







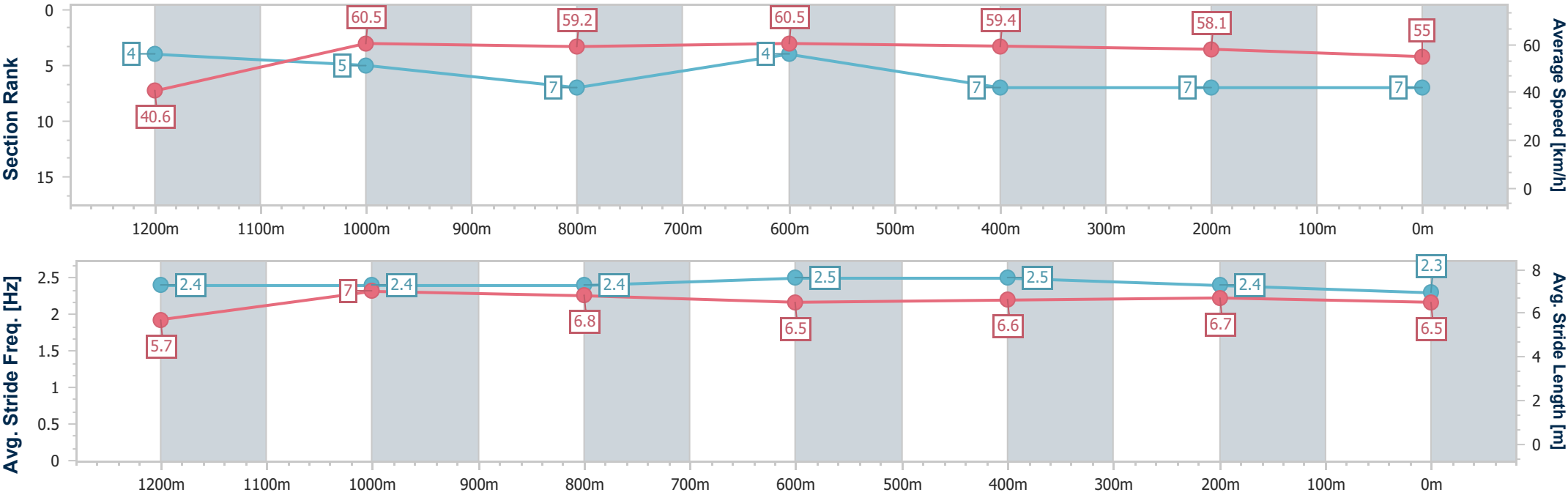
Horse/Jockey Name	Shake'n'bake
Final Rank	7
Fastest Section Time (Section)	0:08.90 (Overall)
Top Speed [km/h] (Section)	62.8 (1200m)
Race State	Finished



ToowoombaProfessional  
Race 1: COOPER COMMERCIAL BENCHMARK 58 Handicap - 1300m  
09 August 2025 - 17:15  
Track Rating: Soft 5, Weather: Overcast, Rail Position: +5m Entire



Section	Overall	1200m	1000m	800m	600m	400m	200m						
Section Times	1:22.96 [7] (0:08.90)	1:14.06 [4] (0:11.91)	1:02.15 [5] (0:12.39)	0:49.76 [7] (0:11.98)	0:37.78 [4] (0:12.30)	0:25.48 [7] (0:12.46)	0:13.02 [7] (0:13.02)						
Average Speed [km/h]	40.6	60.5	59.2	60.5	59.4	58.1	55.0						
Top Speed [km/h]	58.8	62.8	61.3	62.6	60.7	58.9	56.4						
Avg. Dist. to Rail [m]	9.3	5.9	4.4	3.9	2.4	2.0	2.6						
Avg. Stride Freq. [Hz]	2.4	2.4	2.4	2.5	2.5	2.4	2.3						
Avg. Stride Length [m]	5.7	7.0	6.8	6.5	6.6	6.7	6.5						





Horse/Jockey Name	Change The Deel
Final Rank	8
Fastest Section Time (Section)	0:09.27 (Overall)
Top Speed [km/h] (Section)	63.1 (1200m)
Race State	Finished

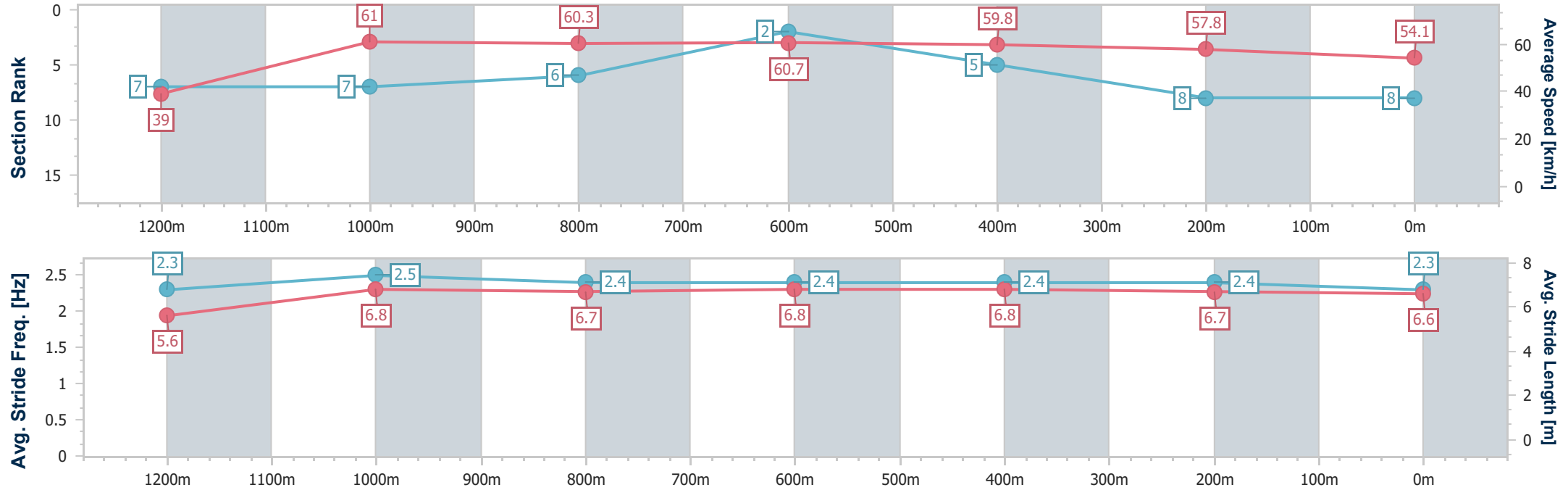


ToowoombaProfessional  
Race 1: COOPER COMMERCIAL BENCHMARK 58 Handicap -  
1300m



09 August 2025 - 17:15  
Track Rating: Soft 5, Weather: Overcast, Rail Position: +5m Entire

Section	Overall	1200m	1000m	800m	600m	400m	200m						
Section Times	1:23.28 [8] (0:09.27)	1:14.01 [7] (0:11.82)	1:02.19 [7] (0:12.08)	0:50.11 [6] (0:11.99)	0:38.12 [2] (0:12.27)	0:25.85 [5] (0:12.54)	0:13.31 [8] (0:13.31)						
Average Speed [km/h]	39.0	61.0	60.3	60.7	59.8	57.8	54.1						
Top Speed [km/h]	56.9	63.1	61.5	61.6	61.4	58.9	56.1						
Avg. Dist. to Rail [m]	9.7	4.6	3.4	3.8	3.2	2.2	2.7						
Avg. Stride Freq. [Hz]	2.3	2.5	2.4	2.4	2.4	2.4	2.3						
Avg. Stride Length [m]	5.6	6.8	6.7	6.8	6.8	6.7	6.6						





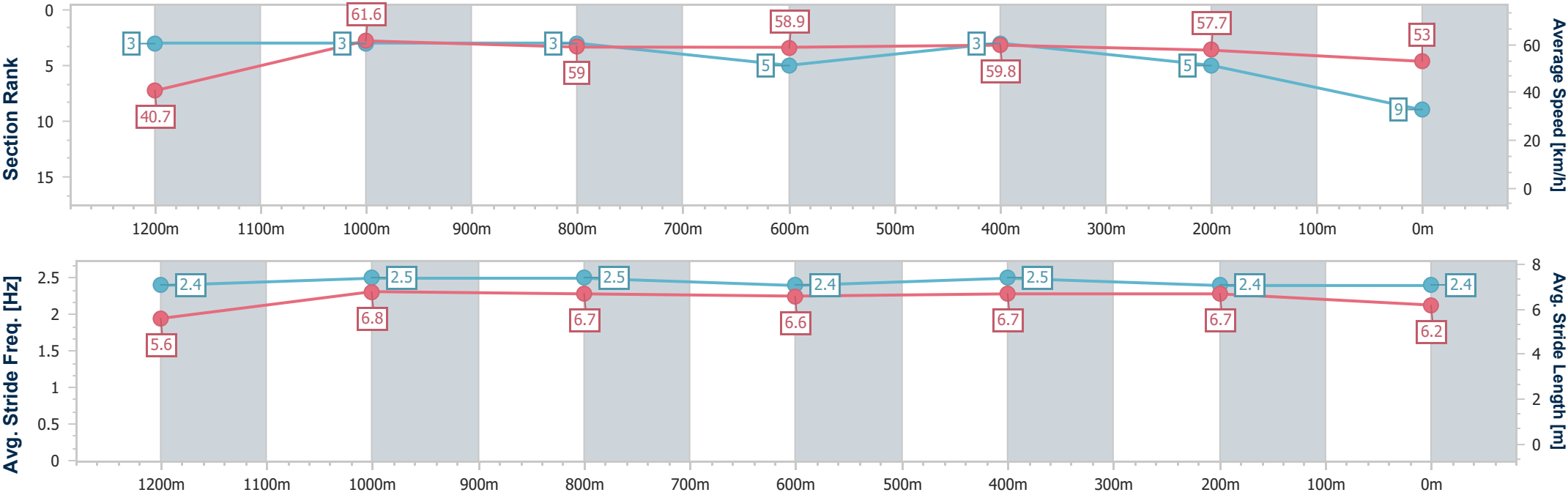
Horse/Jockey Name	Physicist
Final Rank	9
Fastest Section Time (Section)	0:08.86 (Overall)
Top Speed [km/h] (Section)	62.9 (1200m)
Race State	Finished



ToowoombaProfessional  
Race 1: COOPER COMMERCIAL BENCHMARK 58 Handicap - 1300m  
09 August 2025 - 17:15  
Track Rating: Soft 5, Weather: Overcast, Rail Position: +5m Entire



Section	Overall	1200m	1000m	800m	600m	400m	200m						
Section Times	1:23.42 [9] (0:08.86)	1:14.56 [3] (0:11.73)	1:02.83 [3] (0:12.32)	0:50.51 [3] (0:12.28)	0:38.23 [5] (0:12.11)	0:26.12 [3] (0:12.51)	0:13.61 [5] (0:13.61)						
Average Speed [km/h]	40.7	61.6	59.0	58.9	59.8	57.7	53.0						
Top Speed [km/h]	60.3	62.9	61.9	62.1	62.8	59.1	55.6						
Avg. Dist. to Rail [m]	6.5	4.4	2.6	1.6	0.8	1.8	1.3						
Avg. Stride Freq. [Hz]	2.4	2.5	2.5	2.4	2.5	2.4	2.4						
Avg. Stride Length [m]	5.6	6.8	6.7	6.6	6.7	6.7	6.2						





# Toowoomba Professional

## Race 2: SHEPPARD EARTHMOVING BENCHMARK 55 Handicap - 1000m

09 August 2025 - 17:50



Track Rating: Soft 5, Weather: Overcast, Rail Position: +5m Entire

Section						Overall	800m	600m	400m	200m	Last 600m			
Field Times						1:01.29 (0:14.58)	0:46.71 (0:11.28)	0:35.43 (0:11.72)	0:23.71 (0:11.82)	0:11.89 (0:11.89)	0:35.43			
Rank	TAB	Horse/Jockey	Barrier	Top Speed [km/h]	Fastest Section							Margin		
													Distance Travelled [m]	
1	3	THE LOUVRE	3	65.3	0:11.23	1:01.29 [1]	0:46.31 [4]	0:35.08 [5]	0:23.38 [5]	0:11.61 [4]	1:01.29	0:35.08		
		Jake Molloy		800m	800m	(0:14.98)	(0:11.23)	(0:11.70)	(0:11.77)	(0:11.61)				
2	8	LITTLE SPARK	5	67.0	0:11.28	1:01.52 [2]	0:46.46 [7]	0:35.18 [6]	0:23.48 [6]	0:11.78 [5]	1.31L	0:35.18 -4		
		Kelsey Lenton		Overall	800m	(0:15.06)	(0:11.28)	(0:11.70)	(0:11.70)	(0:11.78)				
3	9	GOOSE STEP	4	68.6	0:11.28	1:01.66 [3]	0:47.08 [1]	0:35.80 [1]	0:24.08 [1]	0:12.26 [1]	2.17L	0:35.80 +0		
		Chelsea Baker		Overall	800m	(0:14.58)	(0:11.28)	(0:11.72)	(0:11.82)	(0:12.26)				
4	1	THE GREY	2	66.4	0:11.21	1:01.69 [4]	0:46.96 [2]	0:35.75 [2]	0:24.00 [2]	0:12.20 [2]	2.31L	0:35.75 +1		
		Jade Metcalfe		Overall	800m	(0:14.73)	(0:11.21)	(0:11.75)	(0:11.80)	(0:12.20)				
5	6	RUMI STAR	9	66.5	0:11.15	1:01.85 [5]	0:46.37 [9]	0:35.22 [9]	0:23.63 [9]	0:11.96 [8]	3.28L	0:35.22 -3		
		Montanna Savva		Overall	800m	(0:15.48)	(0:11.15)	(0:11.59)	(0:11.67)	(0:11.96)				
6	10	HUMAN TOUCH	10	65.2	0:11.32	1:01.94 [6]	0:46.35 [10]	0:35.03 [10]	0:23.65 [10]	0:12.09 [7]	3.8L	0:35.03 -3		
		Anthony Allen		800m	800m	(0:15.59)	(0:11.32)	(0:11.38)	(0:11.56)	(0:12.09)				
7	11	SAVVY SONG	1	66.7	0:11.07	1:01.95 [7]	0:46.91 [5]	0:35.84 [4]	0:24.25 [3]	0:12.41 [3]	3.84L	0:35.84 -4		
		Stacey Callow		800m	800m	(0:15.04)	(0:11.07)	(0:11.59)	(0:11.84)	(0:12.41)				
8	2	BEE TWO	6	66.2	0:11.17	1:02.40 [8]	0:47.55 [3]	0:36.38 [3]	0:24.65 [4]	0:12.56 [6]	6.5L	0:36.38 +5		
		Justin Huxtable		800m	800m	(0:14.85)	(0:11.17)	(0:11.73)	(0:12.09)	(0:12.56)				
9	7	ADDICTIVE PIRANHA	8	65.3	0:11.35	1:02.60 [9]	0:47.55 [6]	0:36.20 [7]	0:24.46 [7]	0:12.70 [9]	7.69L	0:36.20 +5		
		Shania Willis		800m	800m	(0:15.05)	(0:11.35)	(0:11.74)	(0:11.76)	(0:12.70)				
10	4	MISS MOSCATO	7	66.4	0:11.13	1:03.10 [10]	0:47.63 [8]	0:36.50 [8]	0:24.90 [8]	0:12.67 [10]	10.64L	0:36.50 +4		
		Hannah Richardson		800m	800m	(0:15.47)	(0:11.13)	(0:11.60)	(0:12.23)	(0:12.67)				

Scratched: Rockbarton Fashion (#13), Sweet About Me (#12), Keitany (#14), Wise Choice (#5)

Report Created: Sat 9 August 2025 18:27 GMT+10 (Note: Timing is based on position data)

Page 1/11

[ ] Ranking at each section and finish  
-:-:- No data available at this section  
NA No data available

SCN Saddle cloth number  
DNF Did not finish  
DNT Did not track

data processed by  TRIPLESDATA



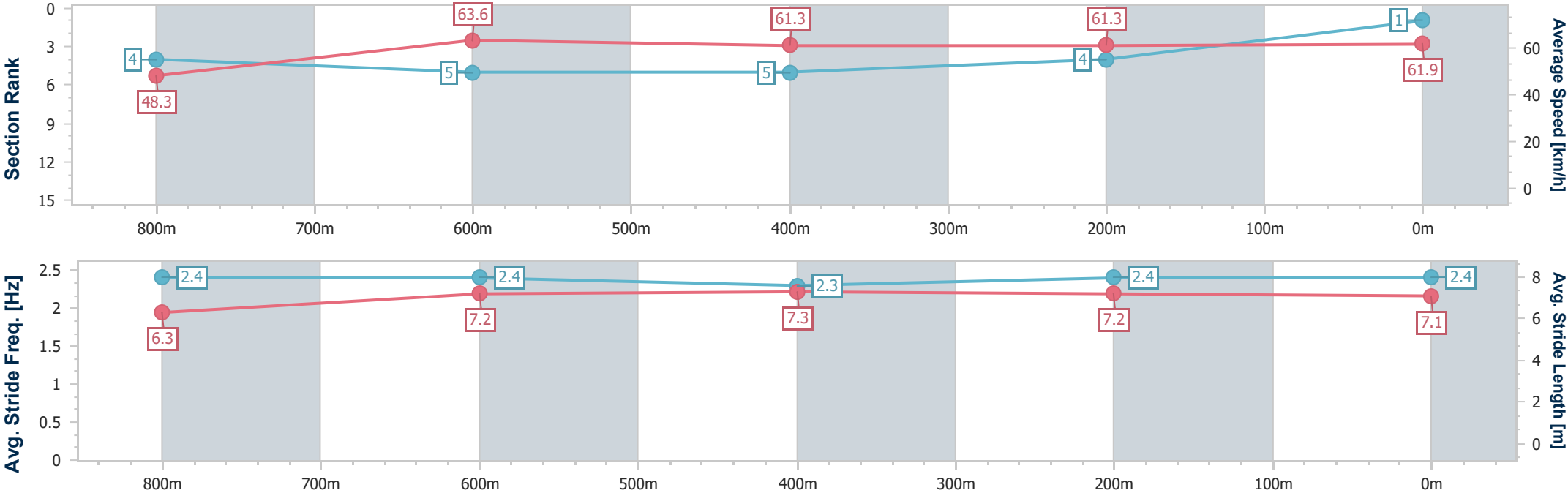
Horse/Jockey Name	The Louvre
Final Rank	1
Fastest Section Time (Section)	0:11.23 (800m)
Top Speed [km/h] (Section)	65.3 (800m)
Race State	Finished



ToowoombaProfessional  
Race 2: SHEPPARD EARTHMOVING BENCHMARK 55 Handicap  
- 1000m  
09 August 2025 - 17:50  
Track Rating: Soft 5, Weather: Overcast, Rail Position: +5m Entire



Section	Overall	800m	600m	400m	200m									
Section Times	1:01.29 [1] (0:14.98)	0:46.31 [4] (0:11.23)	0:35.08 [5] (0:11.70)	0:23.38 [5] (0:11.77)	0:11.61 [4] (0:11.61)									
Average Speed [km/h]	48.3	63.6	61.3	61.3	61.9									
Top Speed [km/h]	64.3	65.3	65.1	61.8	63.7									
Avg. Dist. to Rail [m]	1.4	1.4	0.8	0.9	2.1									
Avg. Stride Freq. [Hz]	2.4	2.4	2.3	2.4	2.4									
Avg. Stride Length [m]	6.3	7.2	7.3	7.2	7.1									





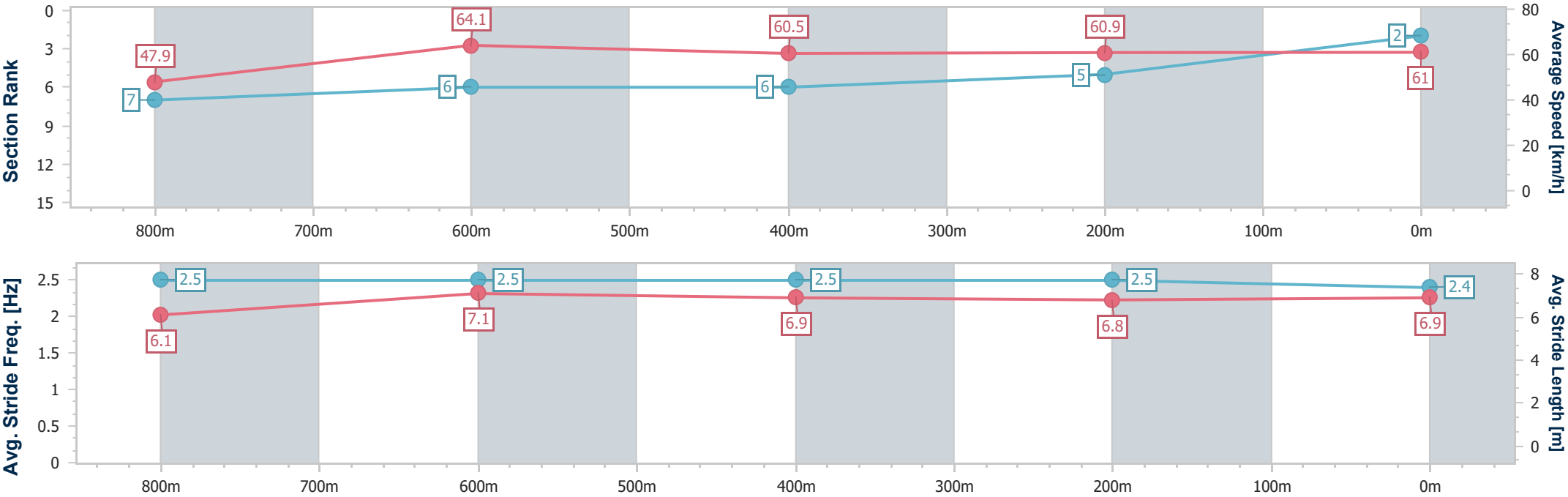
Horse/Jockey Name	Little Spark
Final Rank	2
Fastest Section Time (Section)	0:11.28 (800m)
Top Speed [km/h] (Section)	67.0 (Overall)
Race State	Finished



ToowoombaProfessional  
Race 2: SHEPPARD EARTHMOVING BENCHMARK 55 Handicap  
- 1000m  
09 August 2025 - 17:50  
Track Rating: Soft 5, Weather: Overcast, Rail Position: +5m Entire



Section	Overall	800m	600m	400m	200m									
Section Times	1:01.52 [2] (0:15.06)	0:46.46 [7] (0:11.28)	0:35.18 [6] (0:11.70)	0:23.48 [6] (0:11.70)	0:11.78 [5] (0:11.78)									
Average Speed [km/h]	47.9	64.1	60.5	60.9	61.0									
Top Speed [km/h]	67.0	65.2	63.5	61.6	62.6									
Avg. Dist. to Rail [m]	2.2	0.7	3.1	3.1	1.3									
Avg. Stride Freq. [Hz]	2.5	2.5	2.5	2.5	2.4									
Avg. Stride Length [m]	6.1	7.1	6.9	6.8	6.9									





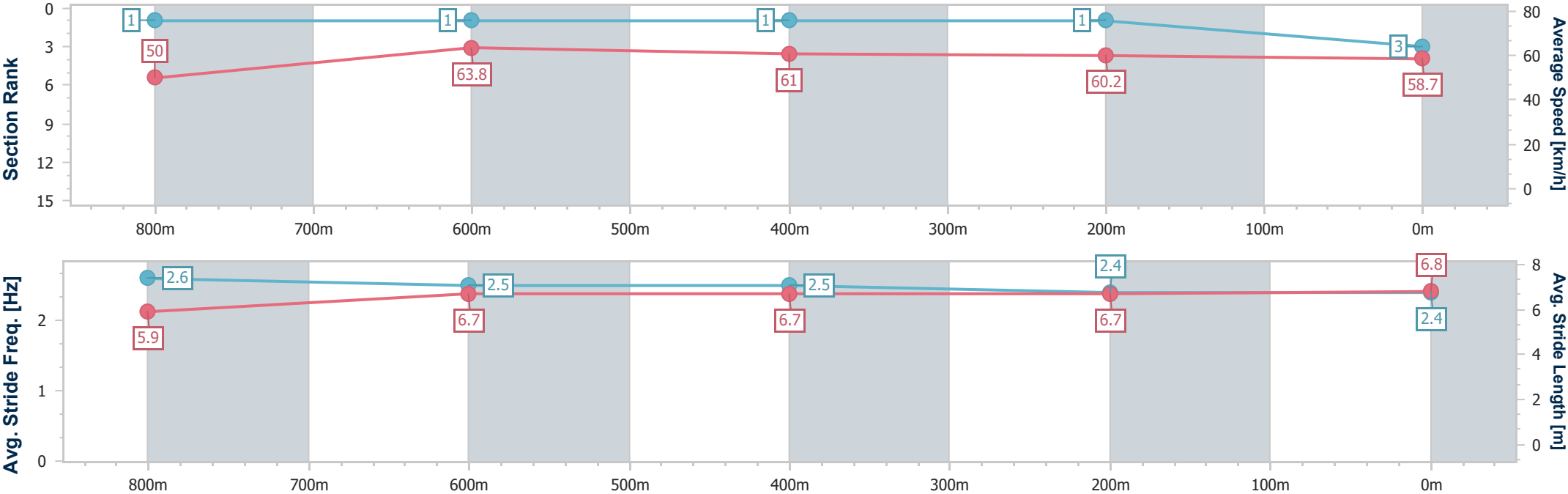
Horse/Jockey Name	Goose Step
Final Rank	3
Fastest Section Time (Section)	0:11.28 (800m)
Top Speed [km/h] (Section)	68.6 (Overall)
Race State	Finished



ToowoombaProfessional  
Race 2: SHEPPARD EARTHMOVING BENCHMARK 55 Handicap  
- 1000m  
09 August 2025 - 17:50  
Track Rating: Soft 5, Weather: Overcast, Rail Position: +5m Entire



Section	Overall	800m	600m	400m	200m									
Section Times	1:01.66 [3] (0:14.58)	0:47.08 [1] (0:11.28)	0:35.80 [1] (0:11.72)	0:24.08 [1] (0:11.82)	0:12.26 [1] (0:12.26)									
Average Speed [km/h]	50.0	63.8	61.0	60.2	58.7									
Top Speed [km/h]	68.6	67.4	62.2	61.3	59.6									
Avg. Dist. to Rail [m]	4.9	0.8	2.1	2.5	2.6									
Avg. Stride Freq. [Hz]	2.6	2.5	2.5	2.4	2.4									
Avg. Stride Length [m]	5.9	6.7	6.7	6.7	6.8									





Horse/Jockey Name	The Grey
Final Rank	4
Fastest Section Time (Section)	0:11.21 (800m)
Top Speed [km/h] (Section)	66.4 (Overall)
Race State	Finished



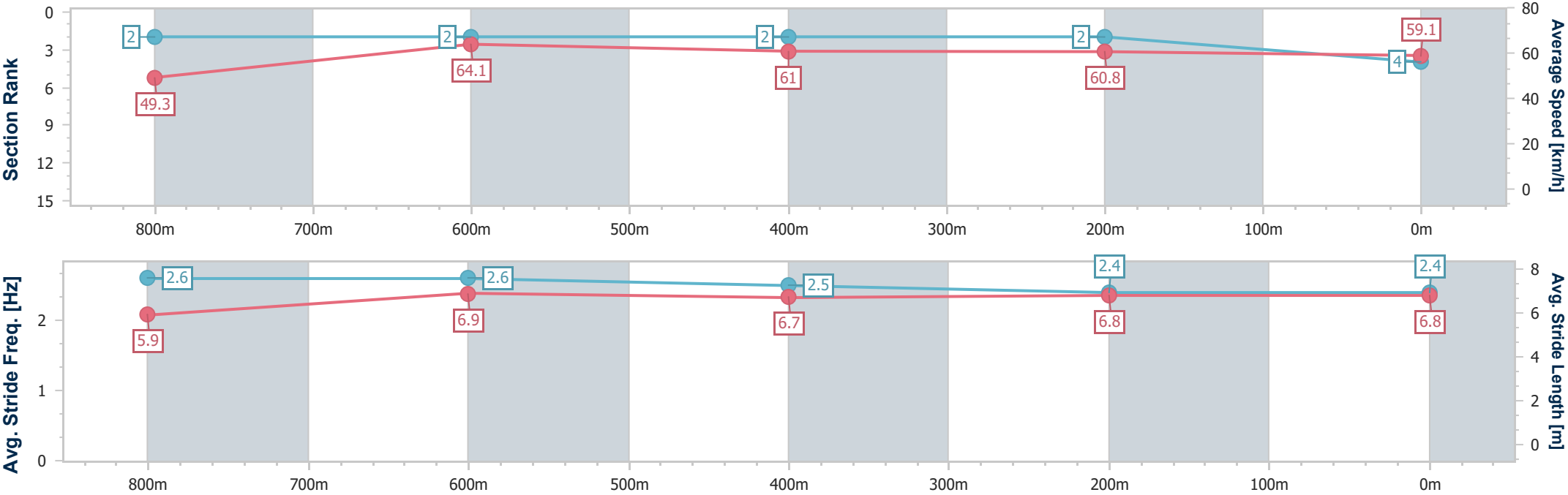
ToowoombaProfessional  
Race 2: SHEPPARD EARTHMOVING BENCHMARK 55 Handicap  
- 1000m



09 August 2025 - 17:50

Track Rating: Soft 5, Weather: Overcast, Rail Position: +5m Entire

Section	Overall	800m	600m	400m	200m									
Section Times	1:01.69 [4] (0:14.73)	0:46.96 [2] (0:11.21)	0:35.75 [2] (0:11.75)	0:24.00 [2] (0:11.80)	0:12.20 [2] (0:12.20)									
Average Speed [km/h]	49.3	64.1	61.0	60.8	59.1									
Top Speed [km/h]	66.4	66.0	62.2	61.7	60.1									
Avg. Dist. to Rail [m]	2.6	0.4	0.8	0.7	0.5									
Avg. Stride Freq. [Hz]	2.6	2.6	2.5	2.4	2.4									
Avg. Stride Length [m]	5.9	6.9	6.7	6.8	6.8									







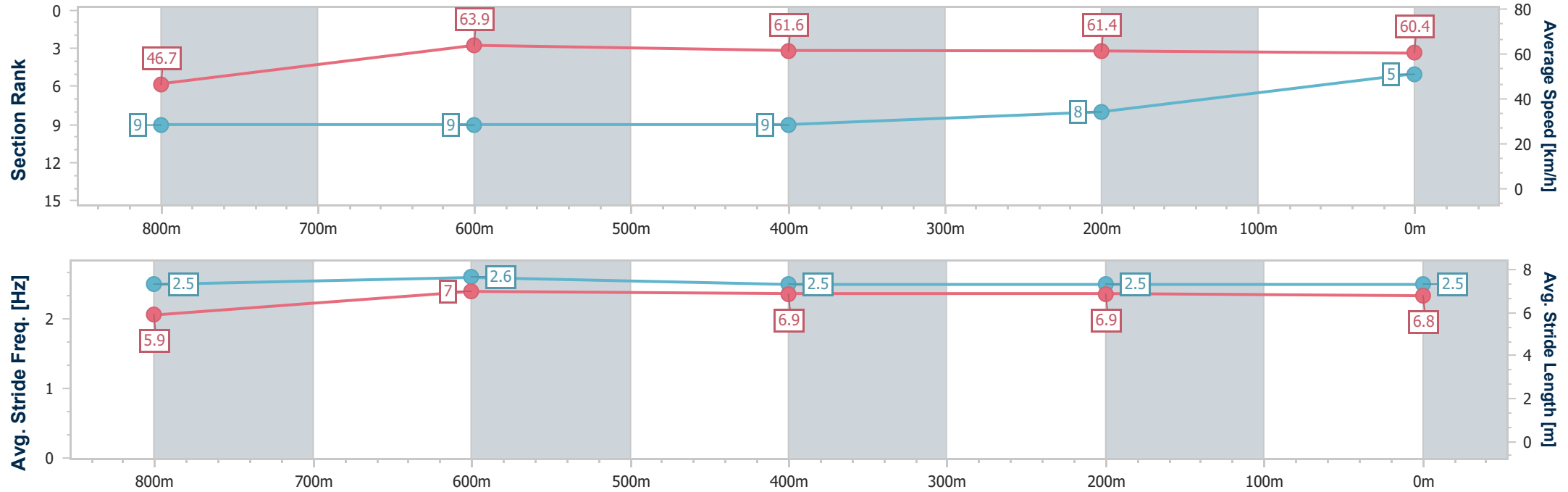
Horse/Jockey Name	Rumi Star
Final Rank	5
Fastest Section Time (Section)	0:11.15 (800m)
Top Speed [km/h] (Section)	66.5 (Overall)
Race State	Finished



ToowoombaProfessional  
Race 2: SHEPPARD EARTHMOVING BENCHMARK 55 Handicap  
- 1000m  
09 August 2025 - 17:50  
Track Rating: Soft 5, Weather: Overcast, Rail Position: +5m Entire



Section	Overall	800m	600m	400m	200m									
Section Times	1:01.85 [5] (0:15.48)	0:46.37 [9] (0:11.15)	0:35.22 [9] (0:11.59)	0:23.63 [9] (0:11.67)	0:11.96 [8] (0:11.96)									
Average Speed [km/h]	46.7	63.9	61.6	61.4	60.4									
Top Speed [km/h]	66.5	66.5	64.6	63.1	61.2									
Avg. Dist. to Rail [m]	3.1	2.5	1.7	0.6	2.1									
Avg. Stride Freq. [Hz]	2.5	2.6	2.5	2.5	2.5									
Avg. Stride Length [m]	5.9	7.0	6.9	6.9	6.8									



- [ ] Ranking at each section and finish
- .-.- No data available at this section
- NA No data available



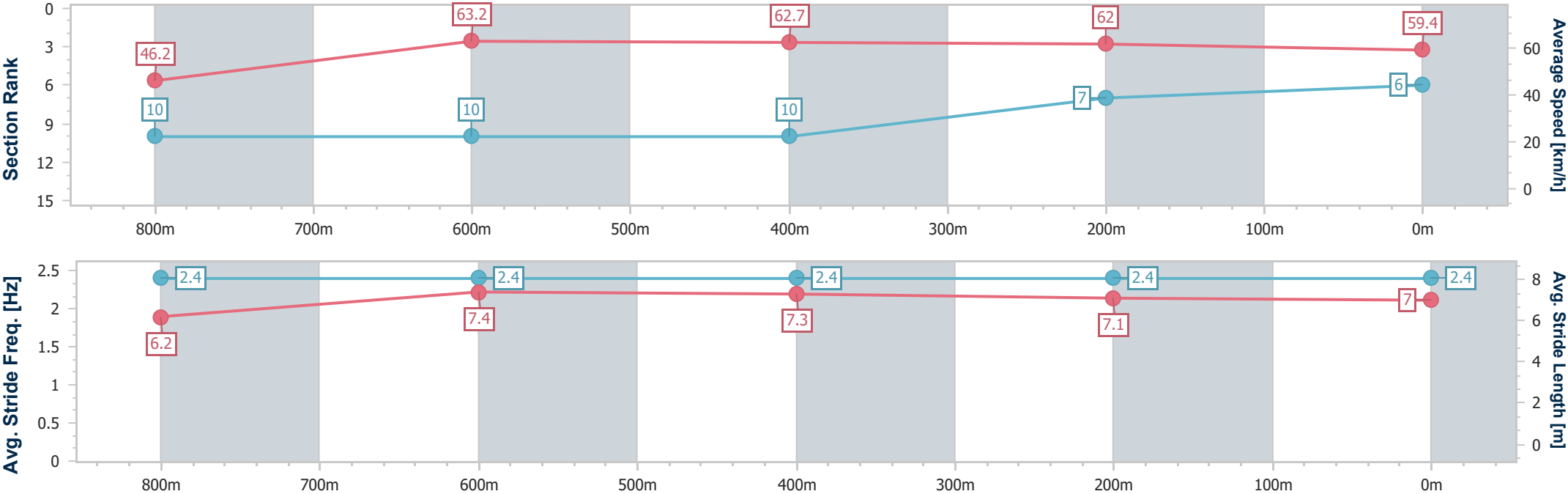
Horse/Jockey Name	Human Touch
Final Rank	6
Fastest Section Time (Section)	0:11.32 (800m)
Top Speed [km/h] (Section)	65.2 (800m)
Race State	Finished



ToowoombaProfessional  
Race 2: SHEPPARD EARTHMOVING BENCHMARK 55 Handicap  
- 1000m  
09 August 2025 - 17:50  
Track Rating: Soft 5, Weather: Overcast, Rail Position: +5m Entire



Section	Overall	800m	600m	400m	200m									
Section Times	1:01.94 [6] (0:15.59)	0:46.35 [10] (0:11.32)	0:35.03 [10] (0:11.38)	0:23.65 [10] (0:11.56)	0:12.09 [7] (0:12.09)									
Average Speed [km/h]	46.2	63.2	62.7	62.0	59.4									
Top Speed [km/h]	64.2	65.2	64.7	63.1	61.4									
Avg. Dist. to Rail [m]	2.5	1.8	1.8	1.4	3.2									
Avg. Stride Freq. [Hz]	2.4	2.4	2.4	2.4	2.4									
Avg. Stride Length [m]	6.2	7.4	7.3	7.1	7.0									





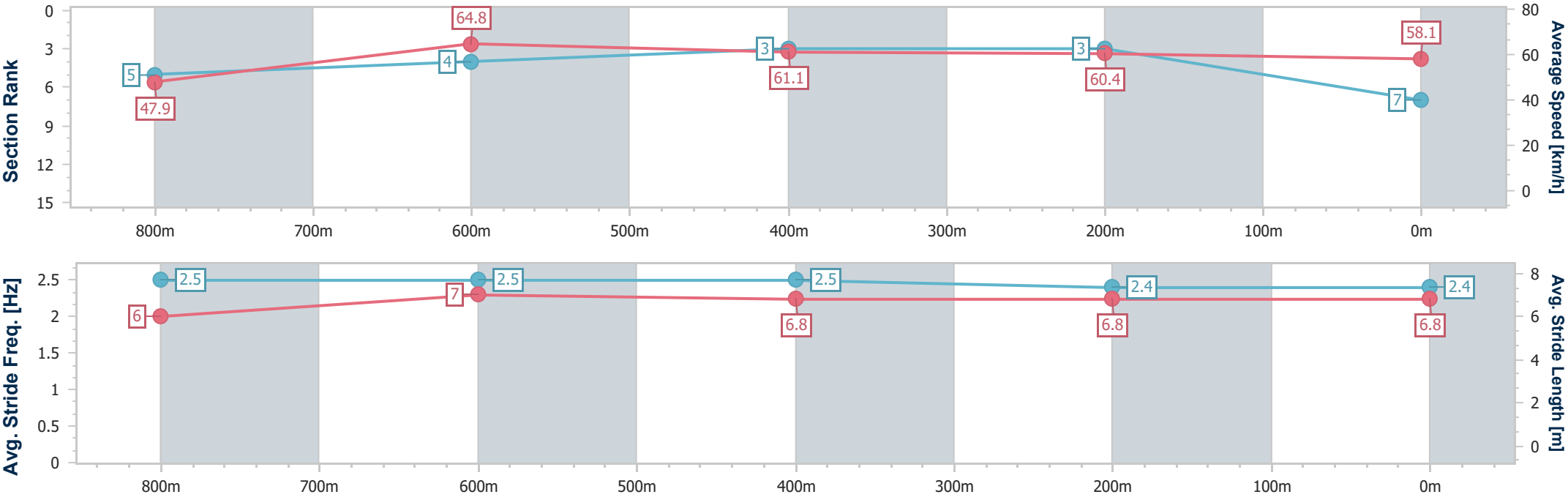
Horse/Jockey Name	Savvy Song
Final Rank	7
Fastest Section Time (Section)	0:11.07 (800m)
Top Speed [km/h] (Section)	66.7 (800m)
Race State	Finished



ToowoombaProfessional  
Race 2: SHEPPARD EARTHMOVING BENCHMARK 55 Handicap  
- 1000m  
09 August 2025 - 17:50  
Track Rating: Soft 5, Weather: Overcast, Rail Position: +5m Entire



Section	Overall	800m	600m	400m	200m									
Section Times	1:01.95 [7] (0:15.04)	0:46.91 [5] (0:11.07)	0:35.84 [4] (0:11.59)	0:24.25 [3] (0:11.84)	0:12.41 [3] (0:12.41)									
Average Speed [km/h]	47.9	64.8	61.1	60.4	58.1									
Top Speed [km/h]	64.2	66.7	64.3	61.3	59.8									
Avg. Dist. to Rail [m]	1.8	2.4	2.4	1.9	0.9									
Avg. Stride Freq. [Hz]	2.5	2.5	2.5	2.4	2.4									
Avg. Stride Length [m]	6.0	7.0	6.8	6.8	6.8									





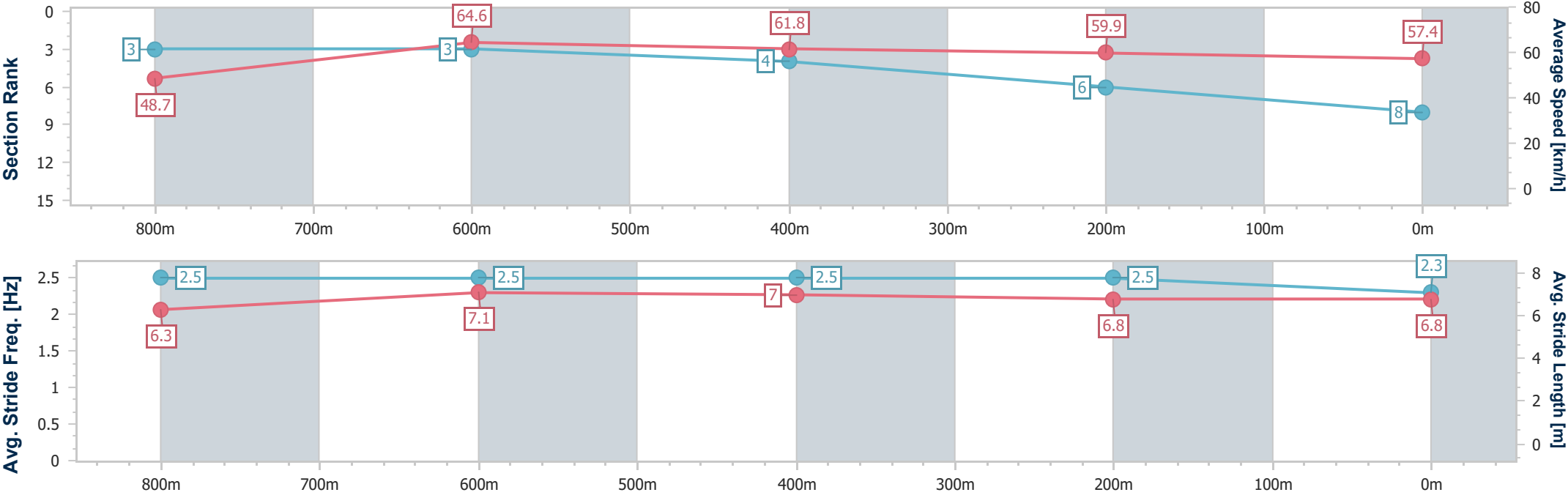
Horse/Jockey Name	Bee Two
Final Rank	8
Fastest Section Time (Section)	0:11.17 (800m)
Top Speed [km/h] (Section)	66.2 (800m)
Race State	Finished



ToowoombaProfessional  
Race 2: SHEPPARD EARTHMOVING BENCHMARK 55 Handicap  
- 1000m  
09 August 2025 - 17:50  
Track Rating: Soft 5, Weather: Overcast, Rail Position: +5m Entire



Section	Overall	800m	600m	400m	200m									
Section Times	1:02.40 [8] (0:14.85)	0:47.55 [3] (0:11.17)	0:36.38 [3] (0:11.73)	0:24.65 [4] (0:12.09)	0:12.56 [6] (0:12.56)									
Average Speed [km/h]	48.7	64.6	61.8	59.9	57.4									
Top Speed [km/h]	65.5	66.2	63.6	61.0	58.2									
Avg. Dist. to Rail [m]	3.8	1.3	1.2	1.9	2.4									
Avg. Stride Freq. [Hz]	2.5	2.5	2.5	2.5	2.3									
Avg. Stride Length [m]	6.3	7.1	7.0	6.8	6.8									





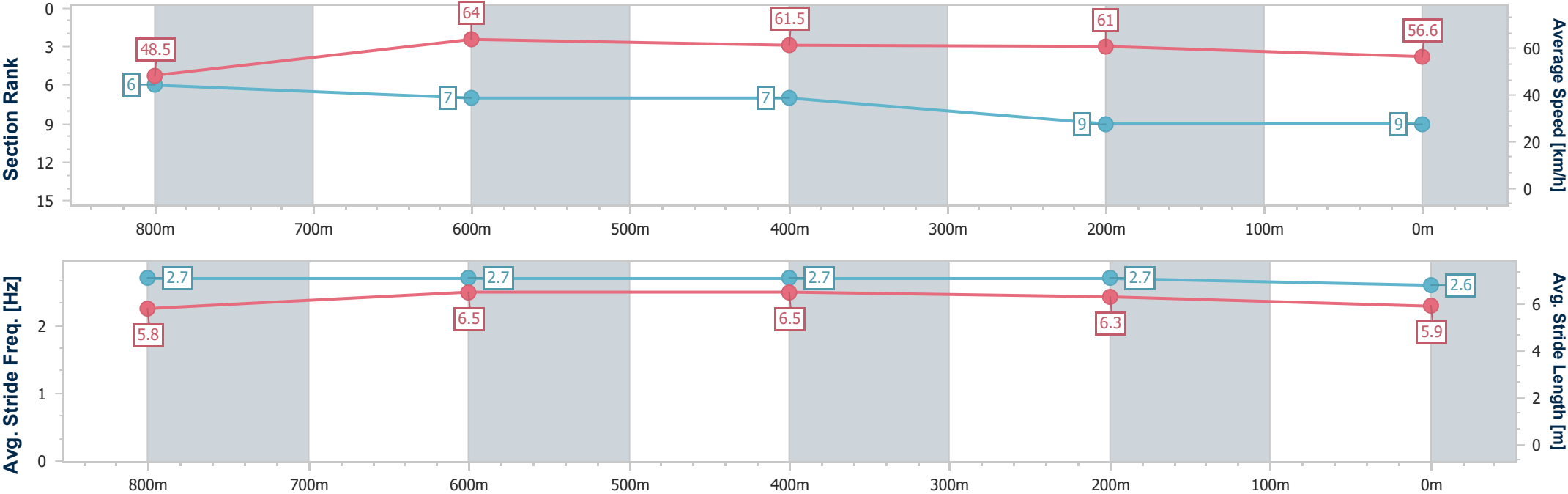
Horse/Jockey Name	Addictive Piranha
Final Rank	9
Fastest Section Time (Section)	0:11.35 (800m)
Top Speed [km/h] (Section)	65.3 (800m)
Race State	Finished



ToowoombaProfessional  
Race 2: SHEPPARD EARTHMOVING BENCHMARK 55 Handicap  
- 1000m  
09 August 2025 - 17:50  
Track Rating: Soft 5, Weather: Overcast, Rail Position: +5m Entire



Section	Overall	800m	600m	400m	200m									
Section Times	1:02.60 [9] (0:15.05)	0:47.55 [6] (0:11.35)	0:36.20 [7] (0:11.74)	0:24.46 [7] (0:11.76)	0:12.70 [9] (0:12.70)									
Average Speed [km/h]	48.5	64.0	61.5	61.0	56.6									
Top Speed [km/h]	64.4	65.3	64.7	63.1	59.7									
Avg. Dist. to Rail [m]	5.9	1.6	0.6	1.2	3.5									
Avg. Stride Freq. [Hz]	2.7	2.7	2.7	2.7	2.6									
Avg. Stride Length [m]	5.8	6.5	6.5	6.3	5.9									





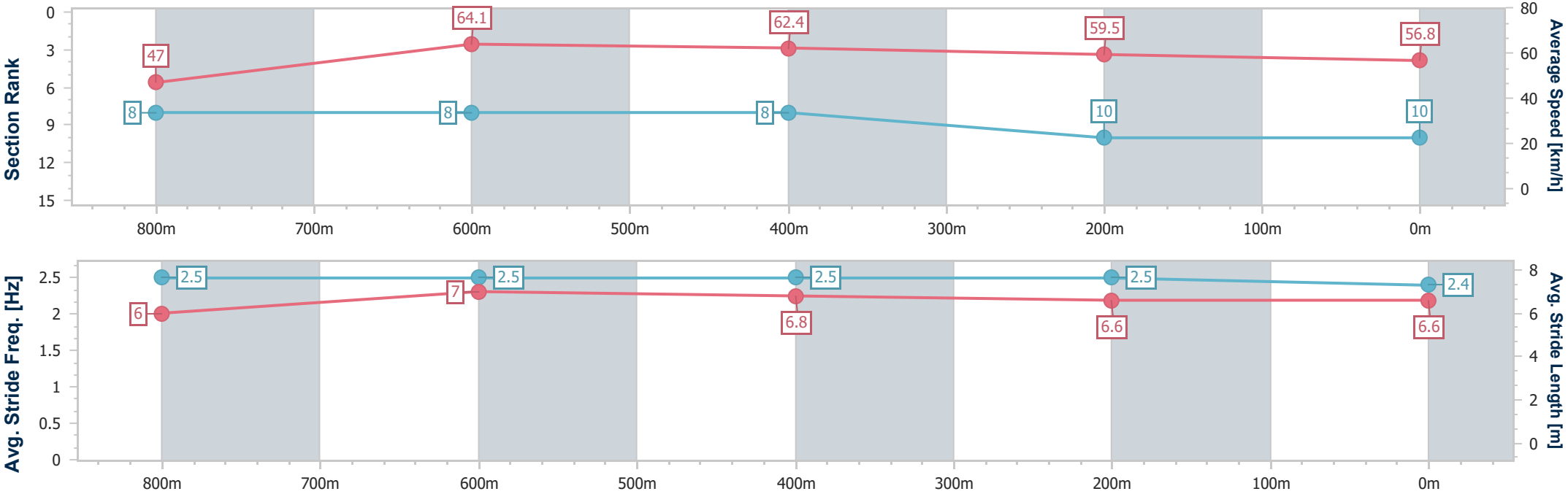
Horse/Jockey Name	Miss Moscato
Final Rank	10
Fastest Section Time (Section)	0:11.13 (800m)
Top Speed [km/h] (Section)	66.4 (800m)
Race State	Finished



ToowoombaProfessional  
Race 2: SHEPPARD EARTHMOVING BENCHMARK 55 Handicap  
- 1000m  
09 August 2025 - 17:50  
Track Rating: Soft 5, Weather: Overcast, Rail Position: +5m Entire



Section	Overall	800m	600m	400m	200m										
Section Times	1:03.10 [10] (0:15.47)	0:47.63 [8] (0:11.13)	0:36.50 [8] (0:11.60)	0:24.90 [8] (0:12.23)	0:12.67 [10] (0:12.67)										
Average Speed [km/h]	47.0	64.1	62.4	59.5	56.8										
Top Speed [km/h]	64.4	66.4	64.0	61.5	57.9										
Avg. Dist. to Rail [m]	4.4	2.2	1.2	3.4	2.8										
Avg. Stride Freq. [Hz]	2.5	2.5	2.5	2.5	2.4										
Avg. Stride Length [m]	6.0	7.0	6.8	6.6	6.6										





# Toowoomba Professional

## Race 3: EMPIRE OF JAPAN QTIS Three-Year-Old Maiden Plate - 1100m

09 August 2025 - 18:31



Track Rating: Soft 5, Weather: Overcast, Rail Position: +5m Entire

Section		Overall				1000m	800m	600m	400m	200m	Last 600m		
Field Times		1:08.42				0:59.41	0:48.22	0:36.68	0:24.48	0:12.29	0:36.68		
		(0:09.01)				(0:11.19)	(0:11.54)	(0:12.20)	(0:12.19)	(0:12.29)			
Rank	TAB	Horse/Jockey	Barrier	Top Speed [km/h]	Fastest Section							Margin	Distance Travelled [m]
1	14	EINSTAG	1	66.6	0:09.18	1:08.42 [1]	0:59.24 [4]	0:48.07 [5]	0:36.40 [4]	0:24.18 [3]	0:12.13 [2]	1:08.42	0:36.40
		Chelsea Baker		1000m	Overall	(0:09.18)	(0:11.17)	(0:11.67)	(0:12.22)	(0:12.05)	(0:12.13)		
2	9	NORTY FORTY	2	64.1	0:09.32	1:08.59 [2]	0:59.27 [6]	0:47.81 [7]	0:36.06 [9]	0:24.01 [8]	0:11.81 [3]	1.02L	0:36.06 -2
		Montanna Savva		1000m	Overall	(0:09.32)	(0:11.46)	(0:11.75)	(0:12.05)	(0:12.20)	(0:11.81)		
3	2	KELPUM'S KEEPER	3	66.2	0:09.01	1:08.65 [3]	0:59.64 [1]	0:48.41 [3]	0:36.91 [1]	0:24.71 [1]	0:12.52 [1]	1.37L	0:36.91 +2
		Rob Thorburn		1000m	Overall	(0:09.01)	(0:11.23)	(0:11.50)	(0:12.20)	(0:12.19)	(0:12.52)		
4	6	LADY BARBAROSSA	7	66.1	0:09.68	1:09.44 [4]	0:59.76 [10]	0:48.40 [9]	0:36.92 [8]	0:24.79 [9]	0:12.44 [5]	5.97L	0:36.92 +10
		Les Tilley		1000m	Overall	(0:09.68)	(0:11.36)	(0:11.48)	(0:12.13)	(0:12.35)	(0:12.44)		
5	4	RUTHVEN RUSH	9	65.8	0:09.59	1:09.59 [5]	1:00.00 [9]	0:48.79 [8]	0:37.29 [7]	0:25.34 [4]	0:12.64 [4]	6.89L	0:37.29 +2
		Stacey Callow		1000m	Overall	(0:09.59)	(0:11.21)	(0:11.50)	(0:11.95)	(0:12.70)	(0:12.64)		
6	11	TUESDAY	10	66.4	0:09.55	1:09.69 [6]	1:00.14 [7]	0:48.99 [6]	0:37.43 [6]	0:25.26 [6]	0:12.66 [6]	7.45L	0:37.43 +8
		Kelsey Lenton		1000m	Overall	(0:09.55)	(0:11.15)	(0:11.56)	(0:12.17)	(0:12.60)	(0:12.66)		
7	13	ASPEN COWBOY	5	64.2	0:09.55	1:09.86 [7]	1:00.31 [8]	0:48.79 [10]	0:37.10 [10]	0:25.02 [10]	0:12.55 [8]	8.45L	0:37.10 +1
		Jade Metcalfe		1000m	Overall	(0:09.55)	(0:11.52)	(0:11.69)	(0:12.08)	(0:12.47)	(0:12.55)		
7	7	MINNIE VEGAS	6	64.7	0:09.71	1:09.86 [7]	1:00.15 [11]	0:48.53 [11]	0:37.08 [11]	0:25.00 [11]	0:12.51 [9]	8.45L	0:37.08 +7
		Nathan Fazackerley		800m	Overall	(0:09.71)	(0:11.62)	(0:11.45)	(0:12.08)	(0:12.49)	(0:12.51)		
9	8	MISS LEANA	11	68.9	0:09.25	1:11.24 [9]	1:01.99 [5]	0:51.04 [1]	0:39.41 [2]	0:27.05 [2]	0:14.07 [7]	16.56L	0:39.41 +8
		Olivia Webb		1000m	Overall	(0:09.25)	(0:10.95)	(0:11.63)	(0:12.36)	(0:12.98)	(0:14.07)		
10	3	OKANUI	4	66.8	0:09.13	1:11.63 [10]	1:02.50 [3]	0:51.42 [2]	0:39.74 [3]	0:27.36 [5]	0:14.12 [10]	18.87L	0:39.74 +4
		Corey Bayliss		1000m	Overall	(0:09.13)	(0:11.08)	(0:11.68)	(0:12.38)	(0:13.24)	(0:14.12)		

Scratched: Daiquiri Hill (#5), Boss Mode (#1), Taylor's Rage (#10), Clearly Not (#15)

Report Created: Sat 9 August 2025 19:07 GMT+10 (Note: Timing is based on position data)

Page 1/13

[ ] Ranking at each section and finish  
-:-:- No data available at this section  
NA No data available

SCN Saddle cloth number  
DNF Did not finish  
DNT Did not track

data processed by TRIPLESDATA



# Toowoomba Professional

## Race 3: EMPIRE OF JAPAN QTIS Three-Year-Old Maiden Plate - 1100m

09 August 2025 - 18:31



Track Rating: Soft 5, Weather: Overcast, Rail Position: +5m Entire

Section					Overall	1000m	800m	600m	400m	200m	Last 600m			
Field Times					1:08.42 (0:09.01)	0:59.41 (0:11.19)	0:48.22 (0:11.54)	0:36.68 (0:12.20)	0:24.48 (0:12.19)	0:12.29 (0:12.29)	0:36.68			
Rank	TAB	Horse/Jockey	Barrier	Top Speed [km/h]	Fastest Section						Margin	Distance Travelled [m]		
11	12	LITTLE MISS BOOM	8	66.5	0:09.01	1:12.04 [11]	1:03.03 [1]	0:51.76 [4]	0:40.00 [5]	0:27.56 [7]	0:14.26 [11]	21.28L	0:40.00	+6
		Kenji Yoshida		1000m	Overall	(0:09.01)	(0:11.27)	(0:11.76)	(0:12.44)	(0:13.30)	(0:14.26)			

Scratched: Daiquiri Hill (#5), Boss Mode (#1), Taylor's Rage (#10), Clearly Not (#15)





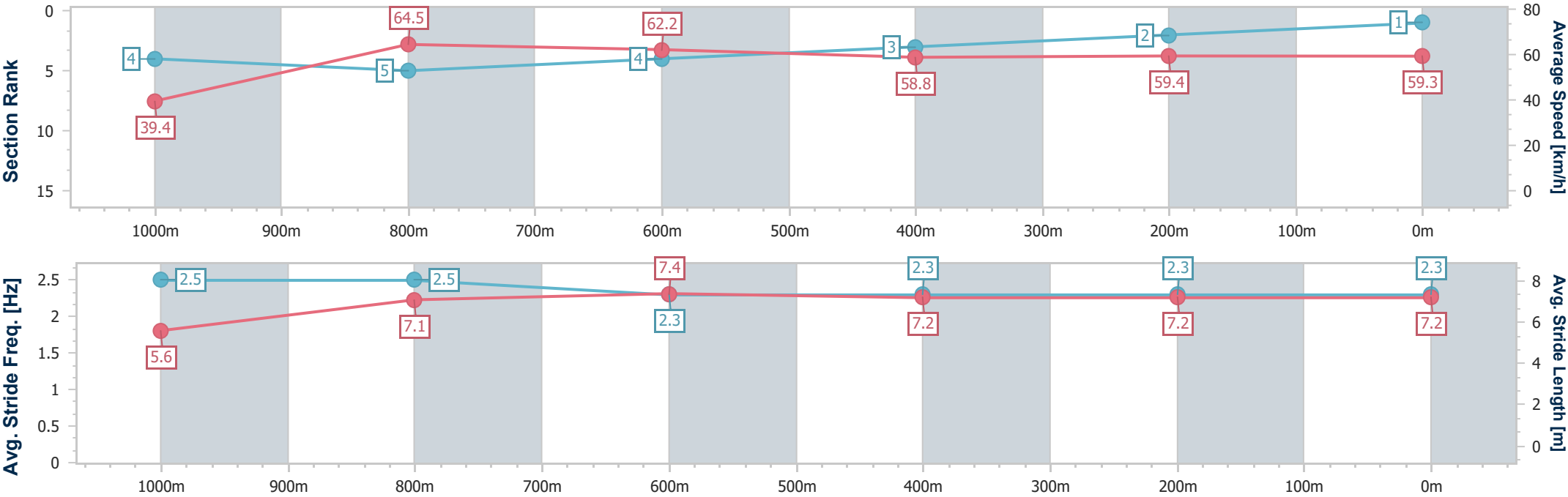
Horse/Jockey Name	Einstag
Final Rank	1
Fastest Section Time (Section)	0:09.18 (Overall)
Top Speed [km/h] (Section)	66.6 (1000m)
Race State	Finished



ToowoombaProfessional  
Race 3: EMPIRE OF JAPAN QTIS Three-Year-Old Maiden Plate - 1100m  
09 August 2025 - 18:31  
Track Rating: Soft 5, Weather: Overcast, Rail Position: +5m Entire



Section	Overall	1000m	800m	600m	400m	200m								
Section Times	1:08.42 [1] (0:09.18)	0:59.24 [4] (0:11.17)	0:48.07 [5] (0:11.67)	0:36.40 [4] (0:12.22)	0:24.18 [3] (0:12.05)	0:12.13 [2] (0:12.13)								
Average Speed [km/h]	39.4	64.5	62.2	58.8	59.4	59.3								
Top Speed [km/h]	62.8	66.6	63.8	60.4	61.2	61.1								
Avg. Dist. to Rail [m]	1.1	1.0	1.3	0.7	1.3	1.8								
Avg. Stride Freq. [Hz]	2.5	2.5	2.3	2.3	2.3	2.3								
Avg. Stride Length [m]	5.6	7.1	7.4	7.2	7.2	7.2								





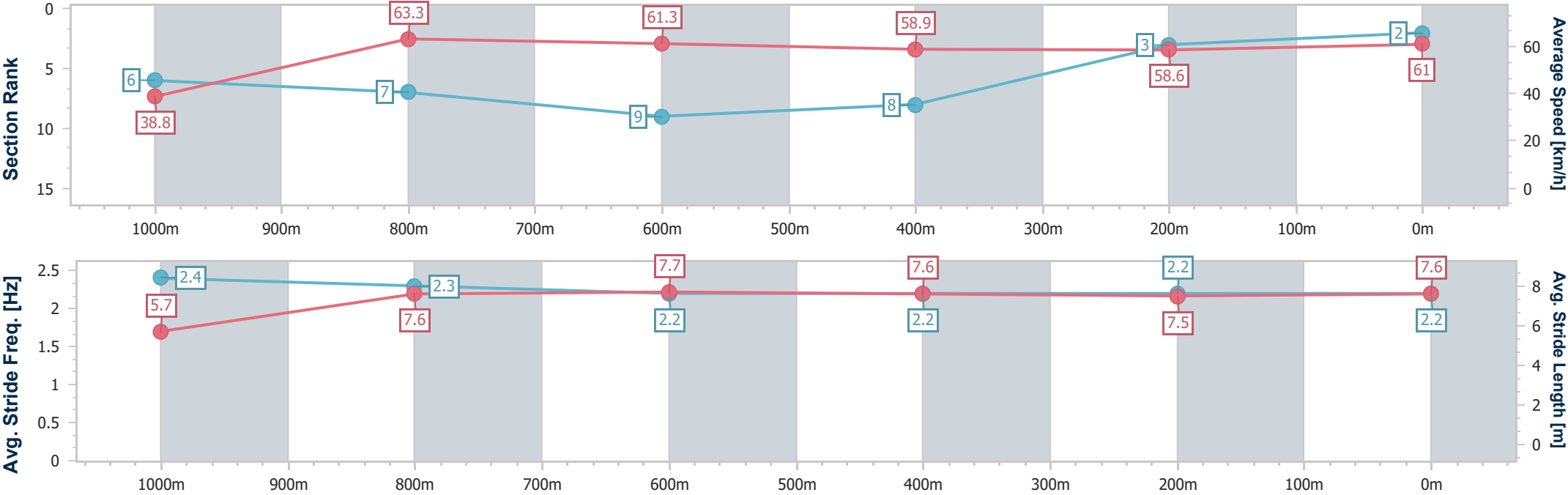
Horse/Jockey Name	Norty Forty
Final Rank	2
Fastest Section Time (Section)	0:09.32 (Overall)
Top Speed [km/h] (Section)	64.1 (1000m)
Race State	Finished



ToowoombaProfessional  
Race 3: EMPIRE OF JAPAN QTIS Three-Year-Old Maiden Plate - 1100m  
09 August 2025 - 18:31  
Track Rating: Soft 5, Weather: Overcast, Rail Position: +5m Entire



Section	Overall	1000m	800m	600m	400m	200m							
Section Times	1:08.59 [2] (0:09.32)	0:59.27 [6] (0:11.46)	0:47.81 [7] (0:11.75)	0:36.06 [9] (0:12.05)	0:24.01 [8] (0:12.20)	0:11.81 [3] (0:11.81)							
Average Speed [km/h]	38.8	63.3	61.3	58.9	58.6	61.0							
Top Speed [km/h]	61.7	64.1	63.0	60.1	60.8	61.3							
Avg. Dist. to Rail [m]	4.3	2.2	0.3	1.8	1.5	1.0							
Avg. Stride Freq. [Hz]	2.4	2.3	2.2	2.2	2.2	2.2							
Avg. Stride Length [m]	5.7	7.6	7.7	7.6	7.5	7.6							





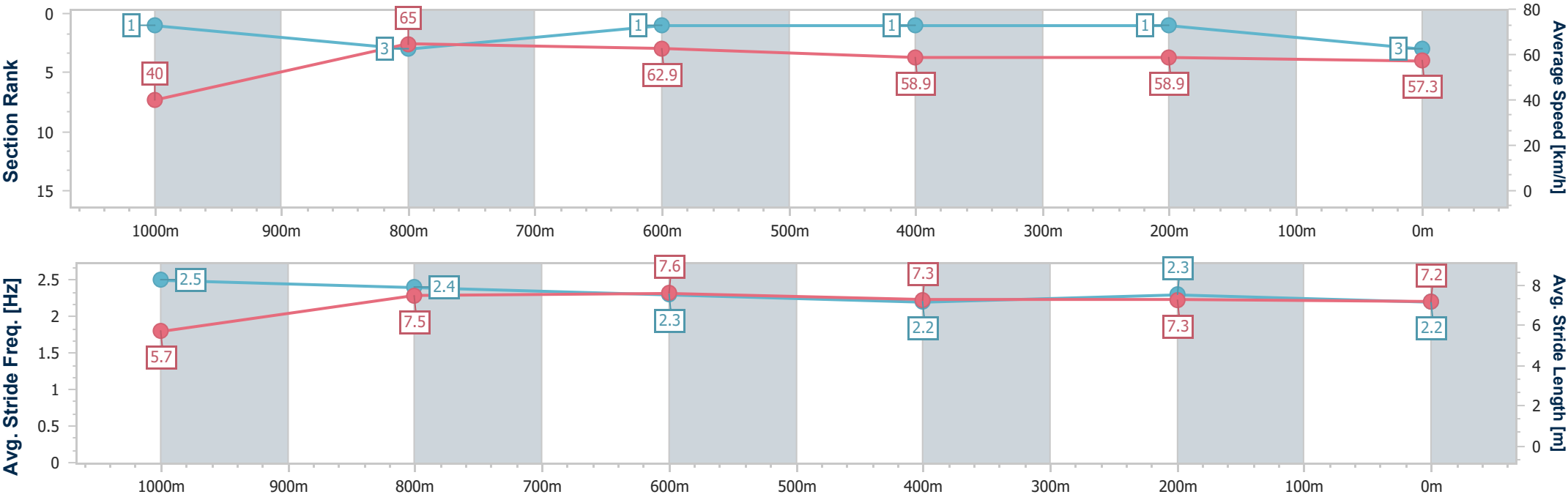
Horse/Jockey Name	Kelpum's Keeper
Final Rank	3
Fastest Section Time (Section)	0:09.01 (Overall)
Top Speed [km/h] (Section)	66.2 (1000m)
Race State	Finished



ToowoombaProfessional  
Race 3: EMPIRE OF JAPAN QTIS Three-Year-Old Maiden Plate - 1100m  
09 August 2025 - 18:31  
Track Rating: Soft 5, Weather: Overcast, Rail Position: +5m Entire



Section	Overall	1000m	800m	600m	400m	200m							
Section Times	1:08.65 [3] (0:09.01)	0:59.64 [1] (0:11.23)	0:48.41 [3] (0:11.50)	0:36.91 [1] (0:12.20)	0:24.71 [1] (0:12.19)	0:12.52 [1] (0:12.52)							
Average Speed [km/h]	40.0	65.0	62.9	58.9	58.9	57.3							
Top Speed [km/h]	63.8	66.2	65.4	61.2	59.5	58.9							
Avg. Dist. to Rail [m]	6.6	3.5	1.3	0.6	1.2	1.6							
Avg. Stride Freq. [Hz]	2.5	2.4	2.3	2.2	2.3	2.2							
Avg. Stride Length [m]	5.7	7.5	7.6	7.3	7.3	7.2							





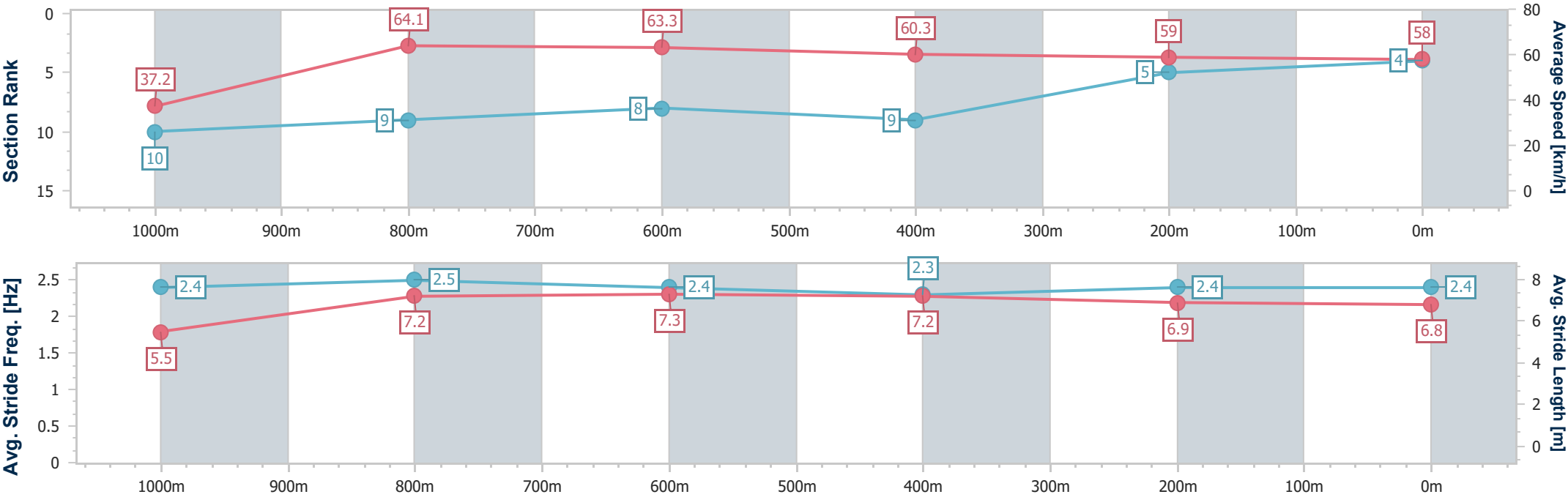
Horse/Jockey Name	Lady Barbarossa
Final Rank	4
Fastest Section Time (Section)	0:09.68 (Overall)
Top Speed [km/h] (Section)	66.1 (1000m)
Race State	Finished



ToowoombaProfessional  
Race 3: EMPIRE OF JAPAN QTIS Three-Year-Old Maiden Plate - 1100m  
09 August 2025 - 18:31  
Track Rating: Soft 5, Weather: Overcast, Rail Position: +5m Entire



Section	Overall	1000m	800m	600m	400m	200m								
Section Times	1:09.44 [4] (0:09.68)	0:59.76 [10] (0:11.36)	0:48.40 [9] (0:11.48)	0:36.92 [8] (0:12.13)	0:24.79 [9] (0:12.35)	0:12.44 [5] (0:12.44)								
Average Speed [km/h]	37.2	64.1	63.3	60.3	59.0	58.0								
Top Speed [km/h]	61.4	66.1	66.0	62.3	59.9	58.9								
Avg. Dist. to Rail [m]	5.1	2.3	2.9	2.8	4.0	3.7								
Avg. Stride Freq. [Hz]	2.4	2.5	2.4	2.3	2.4	2.4								
Avg. Stride Length [m]	5.5	7.2	7.3	7.2	6.9	6.8								





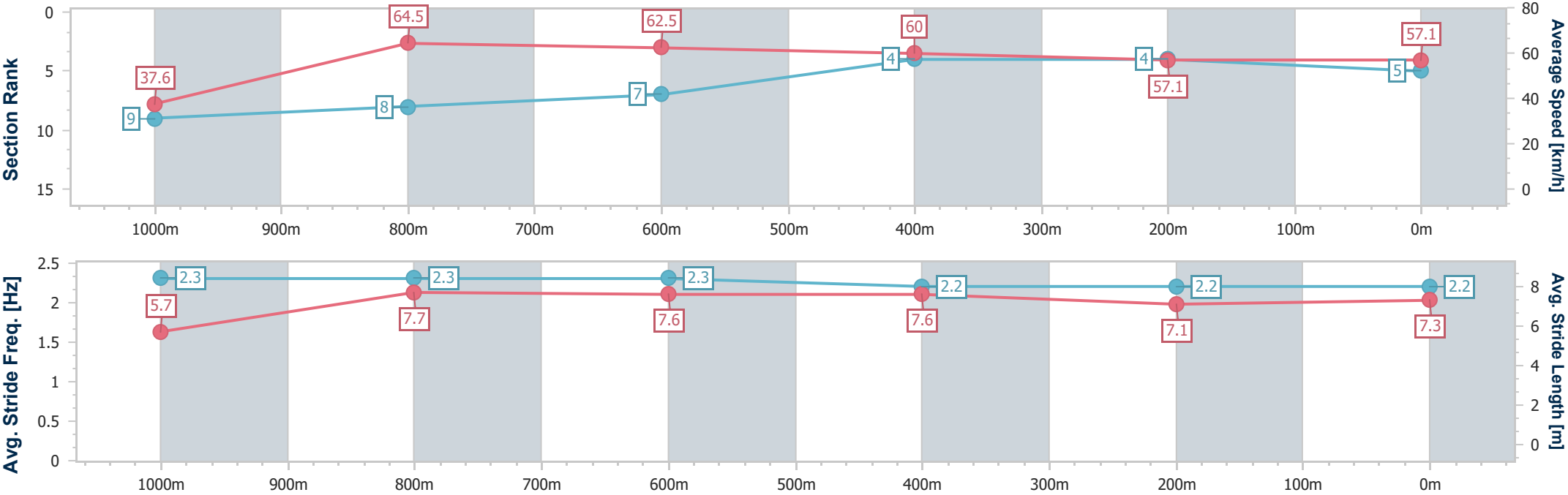
Horse/Jockey Name	Ruthven Rush
Final Rank	5
Fastest Section Time (Section)	0:09.59 (Overall)
Top Speed [km/h] (Section)	65.8 (1000m)
Race State	Finished



ToowoombaProfessional  
Race 3: EMPIRE OF JAPAN QTIS Three-Year-Old Maiden Plate - 1100m  
09 August 2025 - 18:31  
Track Rating: Soft 5, Weather: Overcast, Rail Position: +5m Entire



Section	Overall	1000m	800m	600m	400m	200m								
Section Times	1:09.59 [5] (0:09.59)	1:00.00 [9] (0:11.21)	0:48.79 [8] (0:11.50)	0:37.29 [7] (0:11.95)	0:25.34 [4] (0:12.70)	0:12.64 [4] (0:12.64)								
Average Speed [km/h]	37.6	64.5	62.5	60.0	57.1	57.1								
Top Speed [km/h]	62.7	65.8	65.5	61.5	59.4	57.6								
Avg. Dist. to Rail [m]	6.5	1.3	0.5	0.8	1.8	0.9								
Avg. Stride Freq. [Hz]	2.3	2.3	2.3	2.2	2.2	2.2								
Avg. Stride Length [m]	5.7	7.7	7.6	7.6	7.1	7.3								





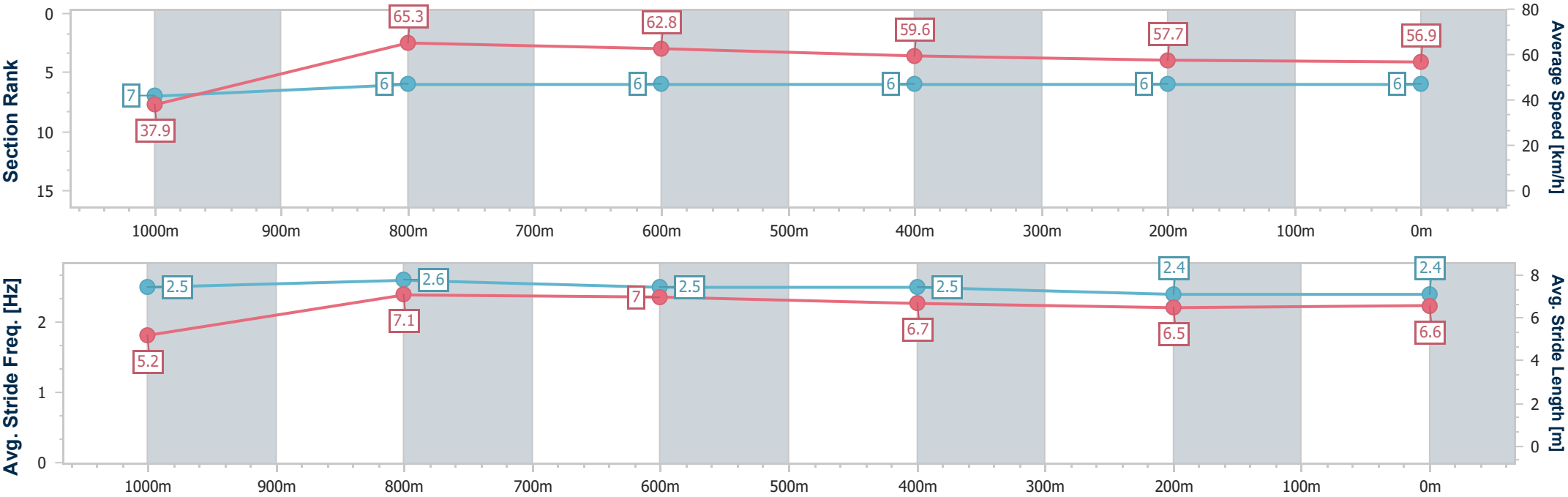
Horse/Jockey Name	Tuesday
Final Rank	6
Fastest Section Time (Section)	0:09.55 (Overall)
Top Speed [km/h] (Section)	66.4 (1000m)
Race State	Finished



ToowoombaProfessional  
Race 3: EMPIRE OF JAPAN QTIS Three-Year-Old Maiden Plate - 1100m  
09 August 2025 - 18:31  
Track Rating: Soft 5, Weather: Overcast, Rail Position: +5m Entire



Section	Overall	1000m	800m	600m	400m	200m								
Section Times	1:09.69 [6] (0:09.55)	1:00.14 [7] (0:11.15)	0:48.99 [6] (0:11.56)	0:37.43 [6] (0:12.17)	0:25.26 [6] (0:12.60)	0:12.66 [6] (0:12.66)								
Average Speed [km/h]	37.9	65.3	62.8	59.6	57.7	56.9								
Top Speed [km/h]	62.1	66.4	65.3	61.5	58.9	57.8								
Avg. Dist. to Rail [m]	6.8	2.8	2.8	1.6	2.6	1.6								
Avg. Stride Freq. [Hz]	2.5	2.6	2.5	2.5	2.4	2.4								
Avg. Stride Length [m]	5.2	7.1	7.0	6.7	6.5	6.6								





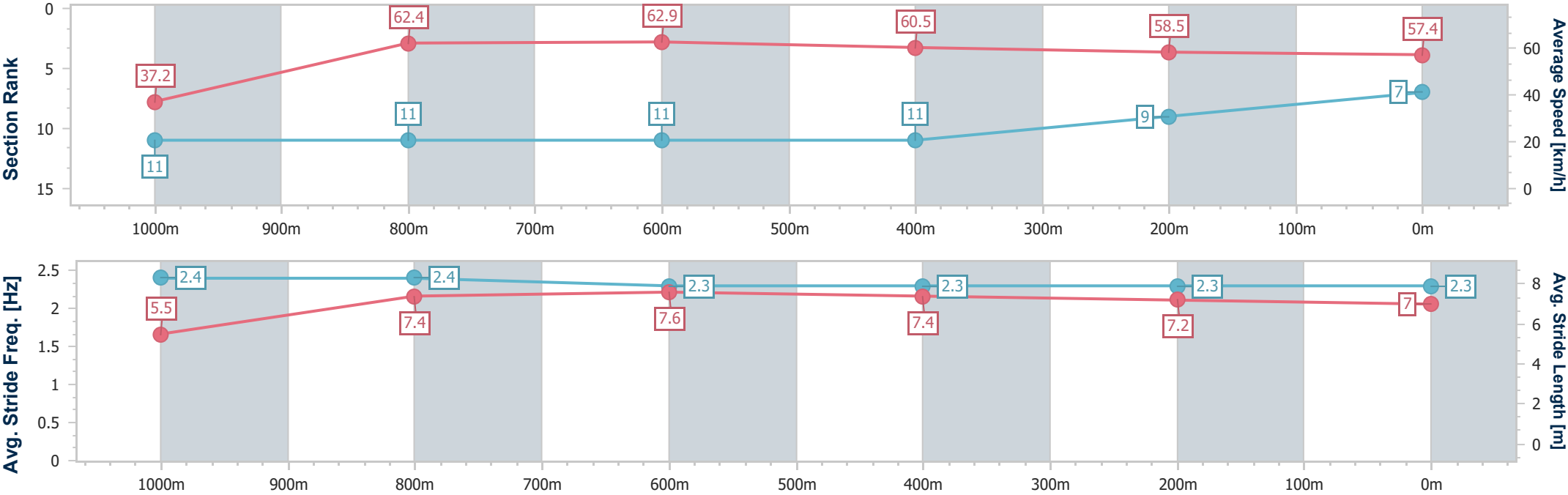
Horse/Jockey Name	Minnie Vegas
Final Rank	7
Fastest Section Time (Section)	0:09.71 (Overall)
Top Speed [km/h] (Section)	64.7 (800m)
Race State	Finished



ToowoombaProfessional  
Race 3: EMPIRE OF JAPAN QTIS Three-Year-Old Maiden Plate - 1100m  
09 August 2025 - 18:31  
Track Rating: Soft 5, Weather: Overcast, Rail Position: +5m Entire



Section	Overall	1000m	800m	600m	400m	200m							
Section Times	1:09.86 [7] (0:09.71)	1:00.15 [11] (0:11.62)	0:48.53 [11] (0:11.45)	0:37.08 [11] (0:12.08)	0:25.00 [11] (0:12.49)	0:12.51 [9] (0:12.51)							
Average Speed [km/h]	37.2	62.4	62.9	60.5	58.5	57.4							
Top Speed [km/h]	62.1	63.8	64.7	61.8	59.9	58.1							
Avg. Dist. to Rail [m]	5.7	1.6	1.5	2.2	4.3	4.7							
Avg. Stride Freq. [Hz]	2.4	2.4	2.3	2.3	2.3	2.3							
Avg. Stride Length [m]	5.5	7.4	7.6	7.4	7.2	7.0							





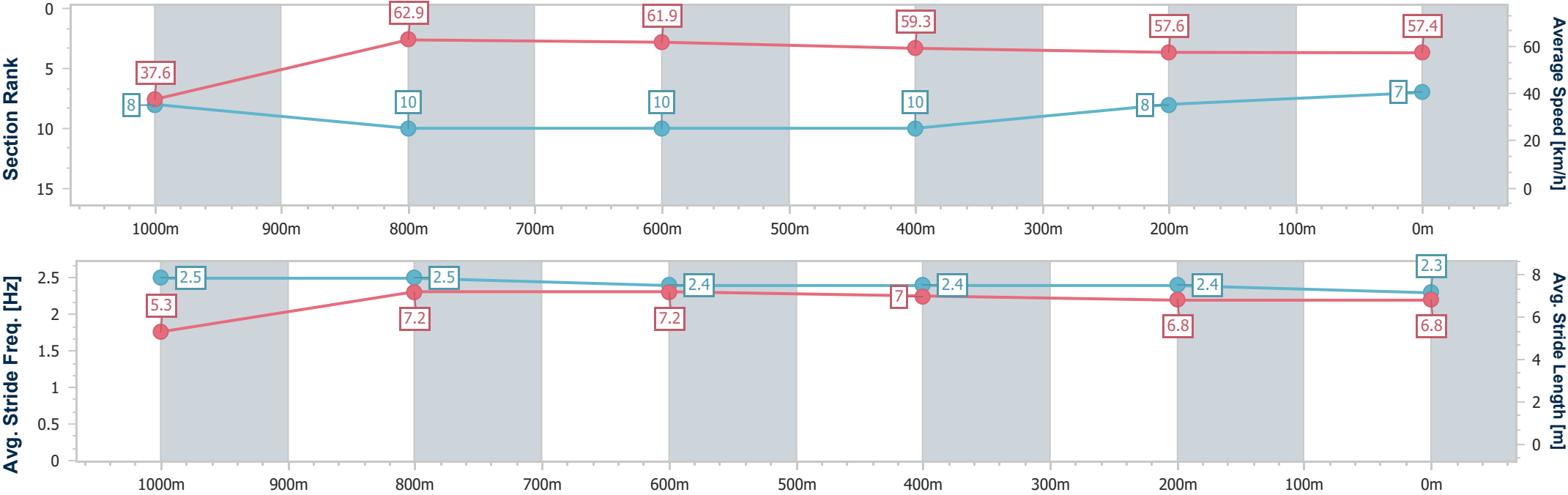
Horse/Jockey Name	Aspen Cowboy
Final Rank	7
Fastest Section Time (Section)	0:09.55 (Overall)
Top Speed [km/h] (Section)	64.2 (1000m)
Race State	Finished



ToowoombaProfessional  
Race 3: EMPIRE OF JAPAN QTIS Three-Year-Old Maiden Plate - 1100m  
09 August 2025 - 18:31  
Track Rating: Soft 5, Weather: Overcast, Rail Position: +5m Entire



Section	Overall	1000m	800m	600m	400m	200m							
Section Times	1:09.86 [7] (0:09.55)	1:00.31 [8] (0:11.52)	0:48.79 [10] (0:11.69)	0:37.10 [10] (0:12.08)	0:25.02 [10] (0:12.47)	0:12.55 [8] (0:12.55)							
Average Speed [km/h]	37.6	62.9	61.9	59.3	57.6	57.4							
Top Speed [km/h]	61.5	64.2	63.6	61.2	59.5	57.9							
Avg. Dist. to Rail [m]	5.9	2.0	0.7	0.9	0.9	1.4							
Avg. Stride Freq. [Hz]	2.5	2.5	2.4	2.4	2.4	2.3							
Avg. Stride Length [m]	5.3	7.2	7.2	7.0	6.8	6.8							







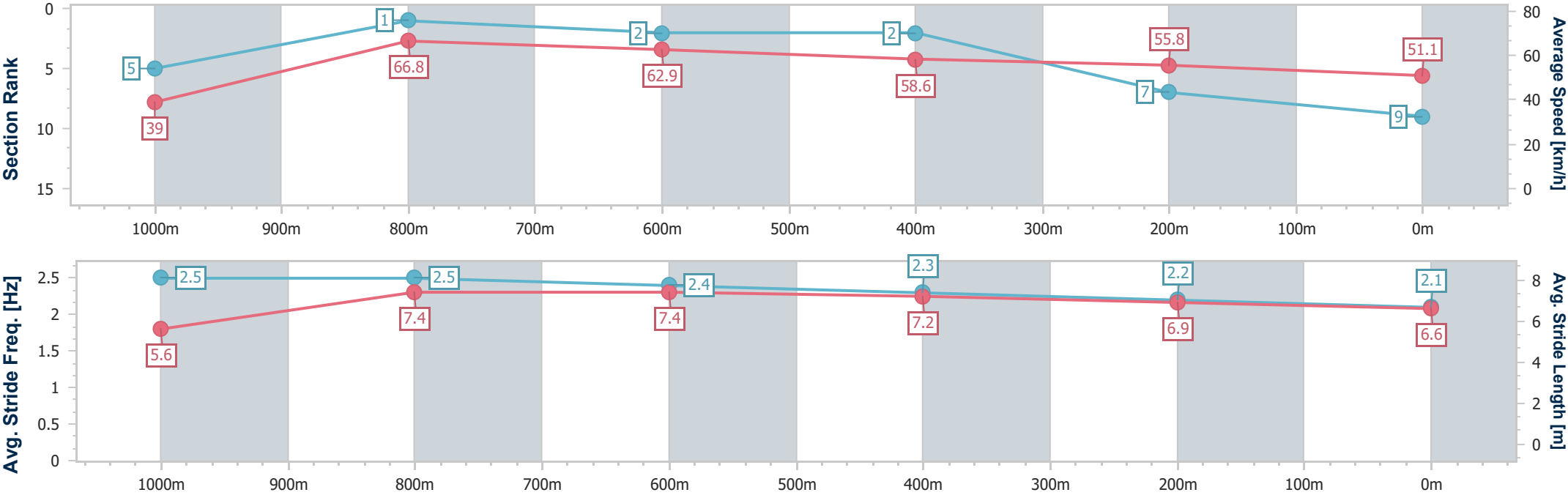
Horse/Jockey Name	Miss Leana
Final Rank	9
Fastest Section Time (Section)	0:09.25 (Overall)
Top Speed [km/h] (Section)	68.9 (1000m)
Race State	Finished



ToowoombaProfessional  
Race 3: EMPIRE OF JAPAN QTIS Three-Year-Old Maiden Plate - 1100m  
09 August 2025 - 18:31  
Track Rating: Soft 5, Weather: Overcast, Rail Position: +5m Entire



Section	Overall	1000m	800m	600m	400m	200m							
Section Times	1:11.24 [9] (0:09.25)	1:01.99 [5] (0:10.95)	0:51.04 [1] (0:11.63)	0:39.41 [2] (0:12.36)	0:27.05 [2] (0:12.98)	0:14.07 [7] (0:14.07)							
Average Speed [km/h]	39.0	66.8	62.9	58.6	55.8	51.1							
Top Speed [km/h]	67.6	68.9	64.9	61.3	57.6	53.5							
Avg. Dist. to Rail [m]	9.3	4.8	4.0	1.8	1.3	0.7							
Avg. Stride Freq. [Hz]	2.5	2.5	2.4	2.3	2.2	2.1							
Avg. Stride Length [m]	5.6	7.4	7.4	7.2	6.9	6.6							





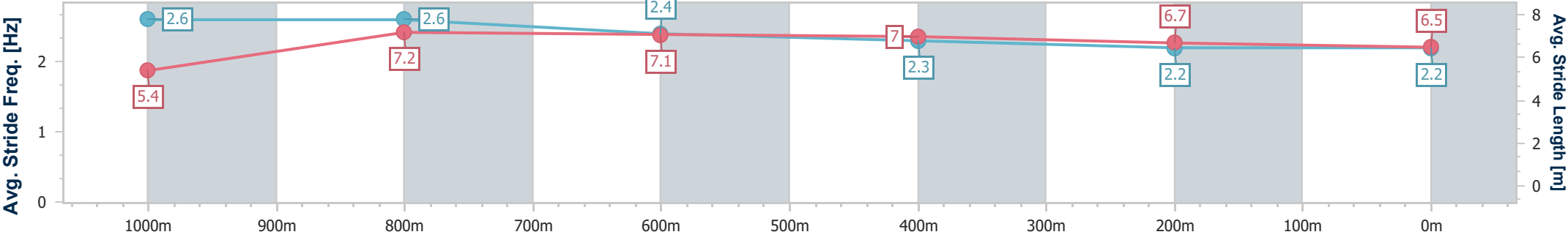
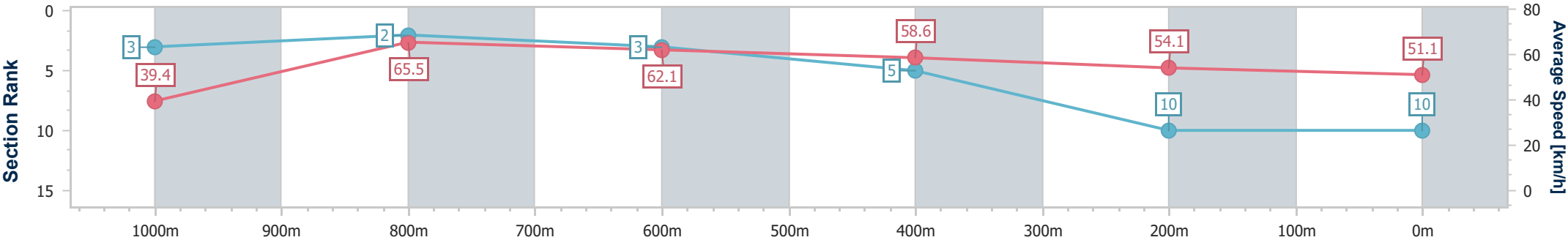
Horse/Jockey Name	Okanui
Final Rank	10
Fastest Section Time (Section)	0:09.13 (Overall)
Top Speed [km/h] (Section)	66.8 (1000m)
Race State	Finished



ToowoombaProfessional  
Race 3: EMPIRE OF JAPAN QTIS Three-Year-Old Maiden Plate - 1100m  
09 August 2025 - 18:31  
Track Rating: Soft 5, Weather: Overcast, Rail Position: +5m Entire



Section	Overall	1000m	800m	600m	400m	200m							
Section Times	1:11.63 [10] (0:09.13)	1:02.50 [3] (0:11.08)	0:51.42 [2] (0:11.68)	0:39.74 [3] (0:12.38)	0:27.36 [5] (0:13.24)	0:14.12 [10] (0:14.12)							
Average Speed [km/h]	39.4	65.5	62.1	58.6	54.1	51.1							
Top Speed [km/h]	63.9	66.8	65.2	60.8	56.6	51.5							
Avg. Dist. to Rail [m]	4.6	2.5	2.0	0.9	0.3	1.2							
Avg. Stride Freq. [Hz]	2.6	2.6	2.4	2.3	2.2	2.2							
Avg. Stride Length [m]	5.4	7.2	7.1	7.0	6.7	6.5							





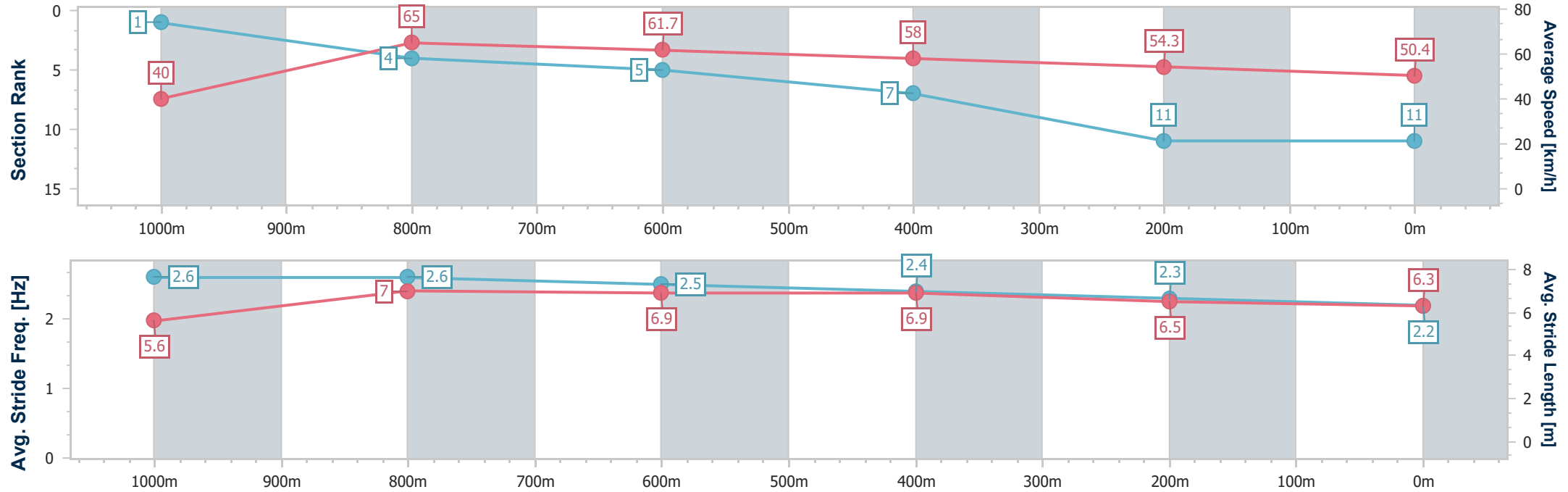
Horse/Jockey Name	Little Miss Boom
Final Rank	11
Fastest Section Time (Section)	0:09.01 (Overall)
Top Speed [km/h] (Section)	66.5 (1000m)
Race State	Finished



ToowoombaProfessional  
Race 3: EMPIRE OF JAPAN QTIS Three-Year-Old Maiden Plate - 1100m  
09 August 2025 - 18:31  
Track Rating: Soft 5, Weather: Overcast, Rail Position: +5m Entire



Section	Overall	1000m	800m	600m	400m	200m							
Section Times	1:12.04 [11] (0:09.01)	1:03.03 [1] (0:11.27)	0:51.76 [4] (0:11.76)	0:40.00 [5] (0:12.44)	0:27.56 [7] (0:13.30)	0:14.26 [11] (0:14.26)							
Average Speed [km/h]	40.0	65.0	61.7	58.0	54.3	50.4							
Top Speed [km/h]	64.3	66.5	65.4	59.9	57.1	53.1							
Avg. Dist. to Rail [m]	8.4	5.1	2.4	0.6	1.2	2.6							
Avg. Stride Freq. [Hz]	2.6	2.6	2.5	2.4	2.3	2.2							
Avg. Stride Length [m]	5.6	7.0	6.9	6.9	6.5	6.3							





Toowoomba Professional  
Race 4: WAGNER CIVIL Maiden Handicap - 1100m  
09 August 2025 - 19:05



Track Rating: Soft 5, Weather: Overcast, Rail Position: +5m Entire

Section		Overall				1000m	800m	600m	400m	200m	Last 600m		
Field Times		1:09.50 (0:09.15)				1:00.35 (0:11.36)	0:48.99 (0:11.43)	0:37.56 (0:12.01)	0:25.55 (0:12.29)	0:13.26 (0:13.26)	0:37.56		
Rank	TAB	Horse/Jockey	Barrier	Top Speed [km/h]	Fastest Section							Margin	Distance Travelled [m]
1	7	RED TOFFEE	1	64.6	0:09.15	1:09.50 [1]	1:00.35 [1]	0:48.99 [1]	0:37.56 [1]	0:25.55 [1]	0:13.26 [1]	1:09.50	0:37.56
		Kenji Yoshida		800m	Overall	(0:09.15)	(0:11.36)	(0:11.43)	(0:12.01)	(0:12.29)	(0:13.26)		
2	6	MR HANKY PANKY	2	63.6	0:09.54	1:09.67 [2]	1:00.13 [4]	0:48.42 [5]	0:36.68 [6]	0:24.75 [7]	0:12.43 [5]	1.02L	0:36.68 +2
		Nathan Fazackerley		1000m	Overall	(0:09.54)	(0:11.71)	(0:11.74)	(0:11.93)	(0:12.32)	(0:12.43)		
3	3	MALBEC MAN	5	63.4	0:09.60	1:09.71 [3]	1:00.11 [5]	0:48.39 [6]	0:36.85 [5]	0:24.97 [4]	0:12.59 [4]	1.24L	0:36.85 +4
		Justin Huxtable		800m	Overall	(0:09.60)	(0:11.72)	(0:11.54)	(0:11.88)	(0:12.38)	(0:12.59)		
4	4	POWERFUL WARRIOR	3	64.9	0:09.69	1:10.06 [4]	1:00.37 [6]	0:48.96 [4]	0:37.41 [4]	0:25.39 [2]	0:13.08 [2]	3.34L	0:37.41 -2
		Jake Molloy		1000m	Overall	(0:09.69)	(0:11.41)	(0:11.55)	(0:12.02)	(0:12.31)	(0:13.08)		
5	1	HE DA BOSS	6	64.6	0:09.23	1:10.39 [5]	1:01.16 [2]	0:49.60 [2]	0:37.88 [2]	0:25.70 [3]	0:13.32 [3]	5.24L	0:37.88 +6
		Shania Willis		1000m	Overall	(0:09.23)	(0:11.56)	(0:11.72)	(0:12.18)	(0:12.38)	(0:13.32)		
6	2	LOVE TO BE PROUD	4	64.3	0:09.87	1:10.53 [6]	1:00.66 [7]	0:49.02 [7]	0:37.37 [8]	0:25.24 [8]	0:12.87 [7]	6.08L	0:37.37 +6
		Montanna Savva		800m	Overall	(0:09.87)	(0:11.64)	(0:11.65)	(0:12.13)	(0:12.37)	(0:12.87)		
7	9	DON'T STOP ME NOW	8	64.3	0:09.98	1:10.90 [7]	1:00.92 [8]	0:49.32 [8]	0:37.81 [7]	0:26.00 [6]	0:13.53 [6]	8.26L	0:37.81 +4
		Anthony Allen		1000m	Overall	(0:09.98)	(0:11.60)	(0:11.51)	(0:11.81)	(0:12.47)	(0:13.53)		
8	5	CORVALIST	7	64.2	0:09.39	1:12.13 [8]	1:02.74 [3]	0:51.13 [3]	0:39.55 [3]	0:27.29 [5]	0:14.24 [8]	15.5L	0:39.55 +9
		Olivia Webb		800m	Overall	(0:09.39)	(0:11.61)	(0:11.58)	(0:12.26)	(0:13.05)	(0:14.24)		

Scratched: Weather (#8), Exsidee (#10)



Horse/Jockey Name	Red Toffee
Final Rank	1
Fastest Section Time (Section)	0:09.15 (Overall)
Top Speed [km/h] (Section)	64.6 (800m)
Race State	Finished

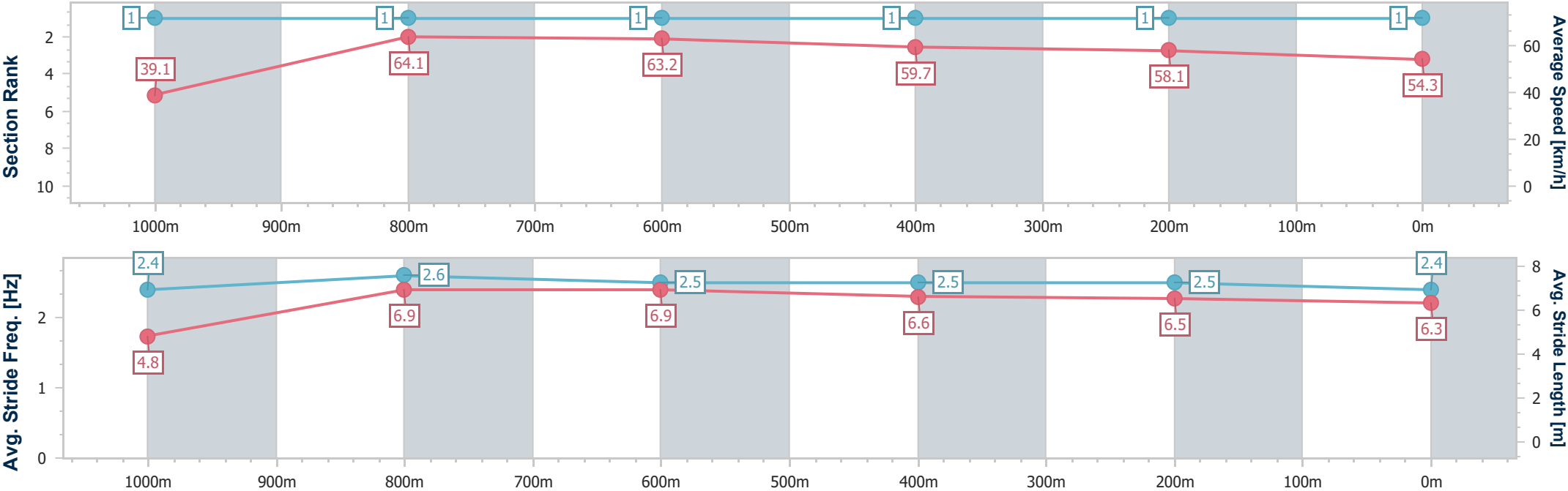


ToowoombaProfessional  
Race 4: WAGNER CIVIL Maiden Handicap - 1100m



09 August 2025 - 19:05  
Track Rating: Soft 5, Weather: Overcast, Rail Position: +5m Entire

Section	Overall	1000m	800m	600m	400m	200m							
Section Times	1:09.50 [1] (0:09.15)	1:00.35 [1] (0:11.36)	0:48.99 [1] (0:11.43)	0:37.56 [1] (0:12.01)	0:25.55 [1] (0:12.29)	0:13.26 [1] (0:13.26)							
Average Speed [km/h]	39.1	64.1	63.2	59.7	58.1	54.3							
Top Speed [km/h]	62.6	64.4	64.6	62.3	59.3	57.1							
Avg. Dist. to Rail [m]	4.7	2.2	1.3	1.0	1.9	0.6							
Avg. Stride Freq. [Hz]	2.4	2.6	2.5	2.5	2.5	2.4							
Avg. Stride Length [m]	4.8	6.9	6.9	6.6	6.5	6.3							



[ ] Ranking at each section and finish  
- - - - No data available at this section  
NA No data available



Horse/Jockey Name	Mr Hanky Panky
Final Rank	2
Fastest Section Time (Section)	0:09.54 (Overall)
Top Speed [km/h] (Section)	63.6 (1000m)
Race State	Finished

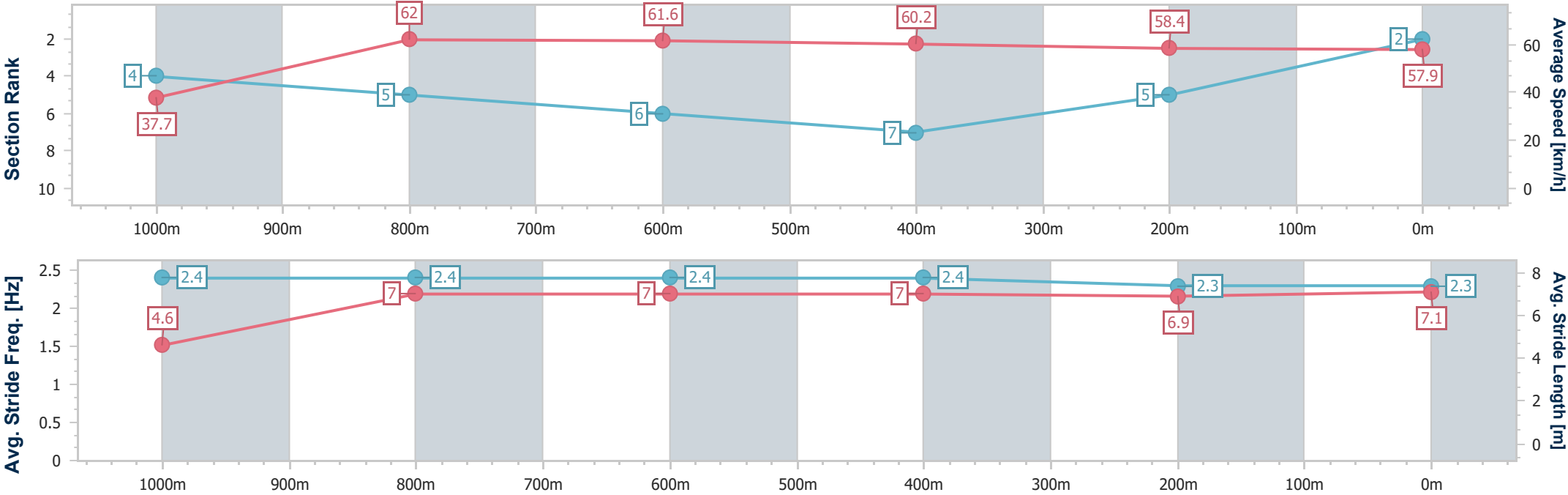


ToowoombaProfessional  
Race 4: WAGNER CIVIL Maiden Handicap - 1100m



09 August 2025 - 19:05  
Track Rating: Soft 5, Weather: Overcast, Rail Position: +5m Entire

Section	Overall	1000m	800m	600m	400m	200m							
Section Times	1:09.67 [2] (0:09.54)	1:00.13 [4] (0:11.71)	0:48.42 [5] (0:11.74)	0:36.68 [6] (0:11.93)	0:24.75 [7] (0:12.32)	0:12.43 [5]							
Average Speed [km/h]	37.7	62.0	61.6	60.2	58.4	57.9							
Top Speed [km/h]	59.8	63.6	63.0	61.1	60.0	58.1							
Avg. Dist. to Rail [m]	6.1	2.3	1.4	0.5	0.5	0.5							
Avg. Stride Freq. [Hz]	2.4	2.4	2.4	2.4	2.3	2.3							
Avg. Stride Length [m]	4.6	7.0	7.0	7.0	6.9	7.1							





Horse/Jockey Name	Malbec Man
Final Rank	3
Fastest Section Time (Section)	0:09.60 (Overall)
Top Speed [km/h] (Section)	63.4 (800m)
Race State	Finished

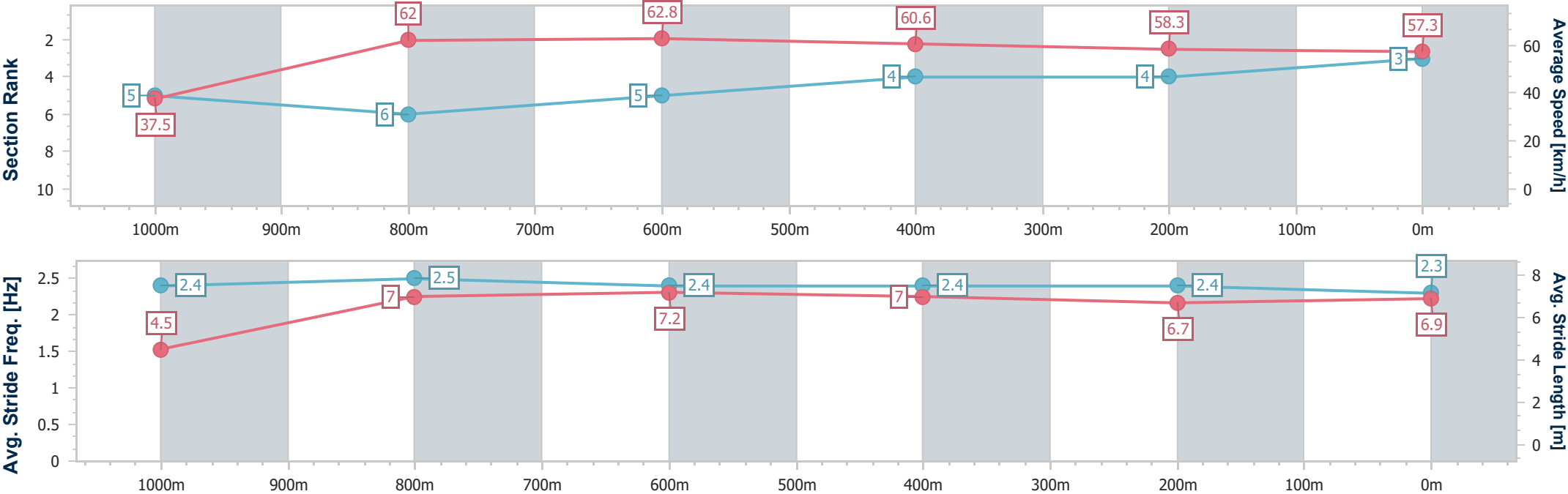


ToowoombaProfessional  
Race 4: WAGNER CIVIL Maiden Handicap - 1100m



09 August 2025 - 19:05  
Track Rating: Soft 5, Weather: Overcast, Rail Position: +5m Entire

Section	Overall	1000m	800m	600m	400m	200m							
Section Times	1:09.71 [3] (0:09.60)	1:00.11 [5] (0:11.72)	0:48.39 [6] (0:11.54)	0:36.85 [5] (0:11.88)	0:24.97 [4] (0:12.38)	0:12.59 [4] (0:12.59)							
Average Speed [km/h]	37.5	62.0	62.8	60.6	58.3	57.3							
Top Speed [km/h]	62.0	62.7	63.4	63.2	59.3	59.1							
Avg. Dist. to Rail [m]	7.1	3.0	1.1	0.4	1.9	2.2							
Avg. Stride Freq. [Hz]	2.4	2.5	2.4	2.4	2.4	2.3							
Avg. Stride Length [m]	4.5	7.0	7.2	7.0	6.7	6.9							



[ ] Ranking at each section and finish  
-.-.- No data available at this section  
NA No data available



Horse/Jockey Name	Powerful Warrior
Final Rank	4
Fastest Section Time (Section)	0:09.69 (Overall)
Top Speed [km/h] (Section)	64.9 (1000m)
Race State	Finished

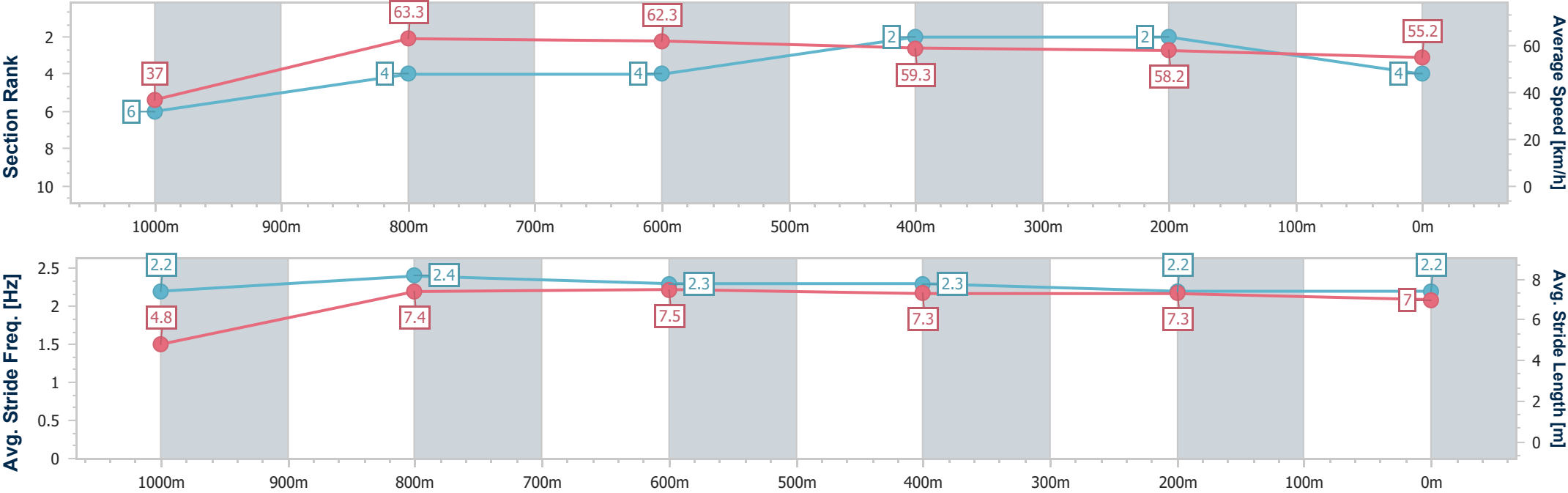


ToowoombaProfessional  
Race 4: WAGNER CIVIL Maiden Handicap - 1100m



09 August 2025 - 19:05  
Track Rating: Soft 5, Weather: Overcast, Rail Position: +5m Entire

Section	Overall	1000m	800m	600m	400m	200m							
Section Times	1:10.06 [4] (0:09.69)	1:00.37 [6] (0:11.41)	0:48.96 [4] (0:11.55)	0:37.41 [4] (0:12.02)	0:25.39 [2] (0:12.31)	0:13.08 [2] (0:13.08)							
Average Speed [km/h]	37.0	63.3	62.3	59.3	58.2	55.2							
Top Speed [km/h]	62.9	64.9	63.6	62.3	59.0	57.2							
Avg. Dist. to Rail [m]	5.7	1.3	0.6	1.6	1.1	0.9							
Avg. Stride Freq. [Hz]	2.2	2.4	2.3	2.3	2.2	2.2							
Avg. Stride Length [m]	4.8	7.4	7.5	7.3	7.3	7.0							



[ ] Ranking at each section and finish  
- - - - No data available at this section  
NA No data available





Horse/Jockey Name	He Da Boss
Final Rank	5
Fastest Section Time (Section)	0:09.23 (Overall)
Top Speed [km/h] (Section)	64.6 (1000m)
Race State	Finished

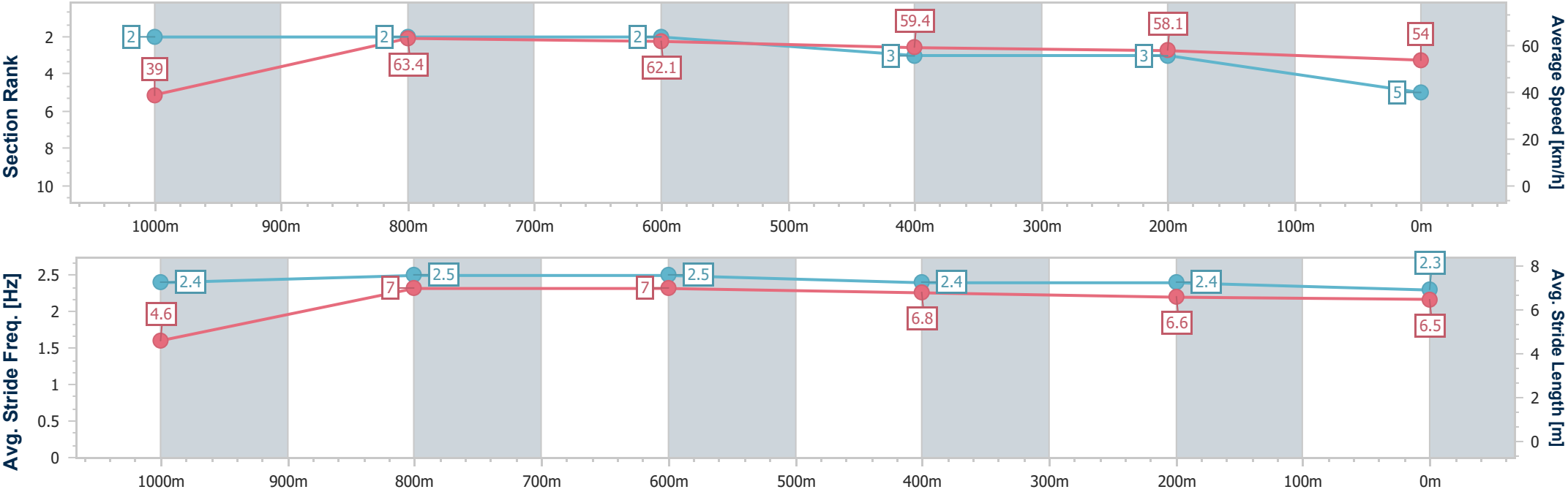


ToowoombaProfessional  
Race 4: WAGNER CIVIL Maiden Handicap - 1100m



09 August 2025 - 19:05  
Track Rating: Soft 5, Weather: Overcast, Rail Position: +5m Entire

Section	Overall	1000m	800m	600m	400m	200m							
Section Times	1:10.39 [5] (0:09.23)	1:01.16 [2] (0:11.56)	0:49.60 [2] (0:11.72)	0:37.88 [2] (0:12.18)	0:25.70 [3] (0:12.38)	0:13.32 [3] (0:13.32)							
Average Speed [km/h]	39.0	63.4	62.1	59.4	58.1	54.0							
Top Speed [km/h]	62.9	64.6	62.8	62.8	59.7	56.4							
Avg. Dist. to Rail [m]	7.6	4.4	3.4	0.6	0.7	0.4							
Avg. Stride Freq. [Hz]	2.4	2.5	2.5	2.4	2.4	2.3							
Avg. Stride Length [m]	4.6	7.0	7.0	6.8	6.6	6.5							



- [ ] Ranking at each section and finish
- .-.- No data available at this section
- NA No data available



Horse/Jockey Name	Love To Be Proud
Final Rank	6
Fastest Section Time (Section)	0:09.87 (Overall)
Top Speed [km/h] (Section)	64.3 (800m)
Race State	Finished

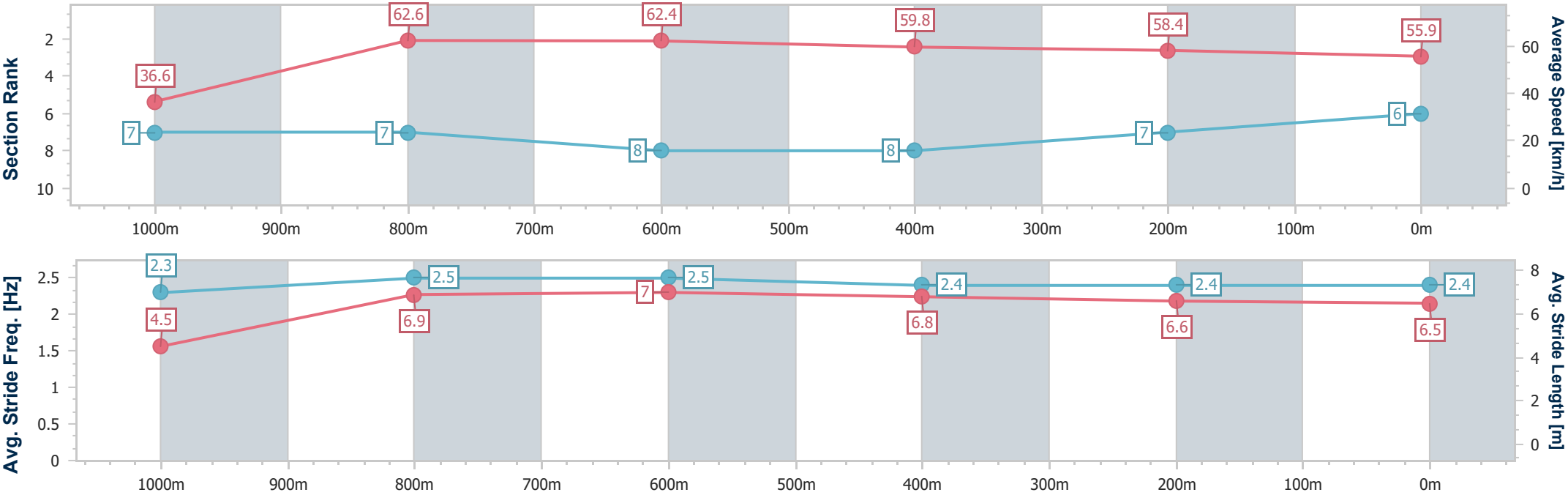


ToowoombaProfessional  
Race 4: WAGNER CIVIL Maiden Handicap - 1100m



09 August 2025 - 19:05  
Track Rating: Soft 5, Weather: Overcast, Rail Position: +5m Entire

Section	Overall	1000m	800m	600m	400m	200m							
Section Times	1:10.53 [6] (0:09.87)	1:00.66 [7] (0:11.64)	0:49.02 [7] (0:11.65)	0:37.37 [8] (0:12.13)	0:25.24 [8] (0:12.37)	0:12.87 [7] (0:12.87)							
Average Speed [km/h]	36.6	62.6	62.4	59.8	58.4	55.9							
Top Speed [km/h]	60.9	63.7	64.3	60.7	59.5	58.2							
Avg. Dist. to Rail [m]	6.7	2.8	2.8	1.9	0.4	0.3							
Avg. Stride Freq. [Hz]	2.3	2.5	2.5	2.4	2.4	2.4							
Avg. Stride Length [m]	4.5	6.9	7.0	6.8	6.6	6.5							



- [ ] Ranking at each section and finish
- .-.- No data available at this section
- NA No data available



Horse/Jockey Name	Don't Stop Me Now
Final Rank	7
Fastest Section Time (Section)	0:09.98 (Overall)
Top Speed [km/h] (Section)	64.3 (1000m)
Race State	Finished

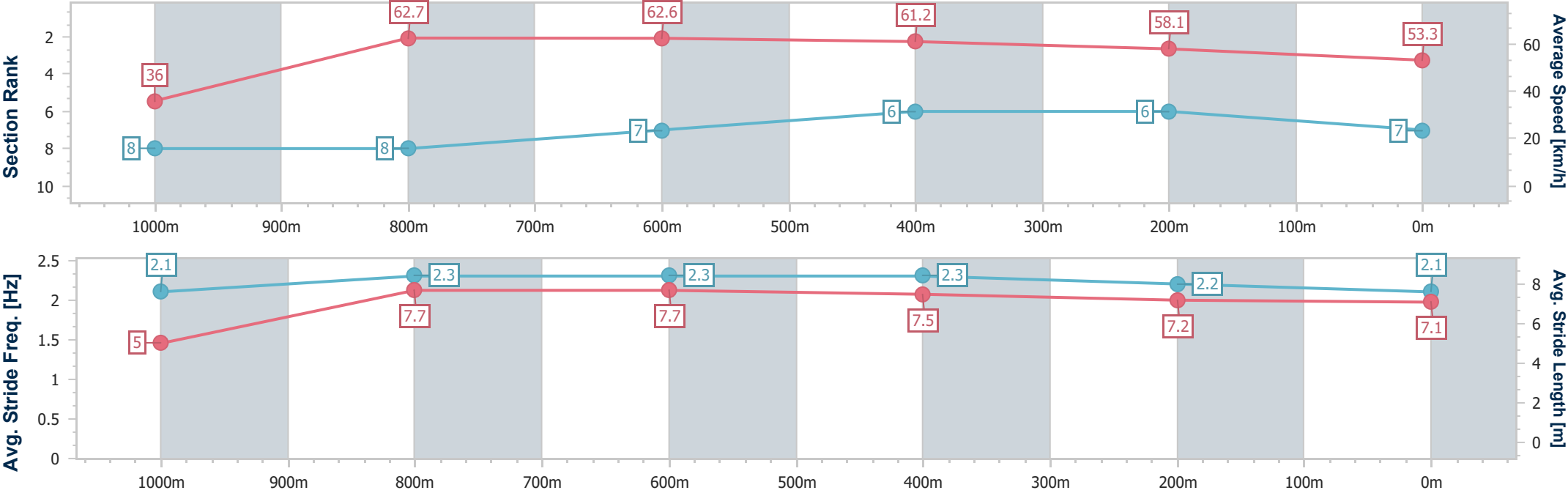


ToowoombaProfessional  
Race 4: WAGNER CIVIL Maiden Handicap - 1100m



09 August 2025 - 19:05  
Track Rating: Soft 5, Weather: Overcast, Rail Position: +5m Entire

Section	Overall	1000m	800m	600m	400m	200m							
Section Times	1:10.90 [7] (0:09.98)	1:00.92 [8] (0:11.60)	0:49.32 [8] (0:11.51)	0:37.81 [7] (0:11.81)	0:26.00 [6] (0:12.47)	0:13.53 [6] (0:13.53)							
Average Speed [km/h]	36.0	62.7	62.6	61.2	58.1	53.3							
Top Speed [km/h]	59.7	64.3	63.6	62.6	59.5	57.7							
Avg. Dist. to Rail [m]	8.9	2.5	0.8	0.9	2.6	1.3							
Avg. Stride Freq. [Hz]	2.1	2.3	2.3	2.3	2.2	2.1							
Avg. Stride Length [m]	5.0	7.7	7.7	7.5	7.2	7.1							





Horse/Jockey Name	Corvalist
Final Rank	8
Fastest Section Time (Section)	0:09.39 (Overall)
Top Speed [km/h] (Section)	64.2 (800m)
Race State	Finished

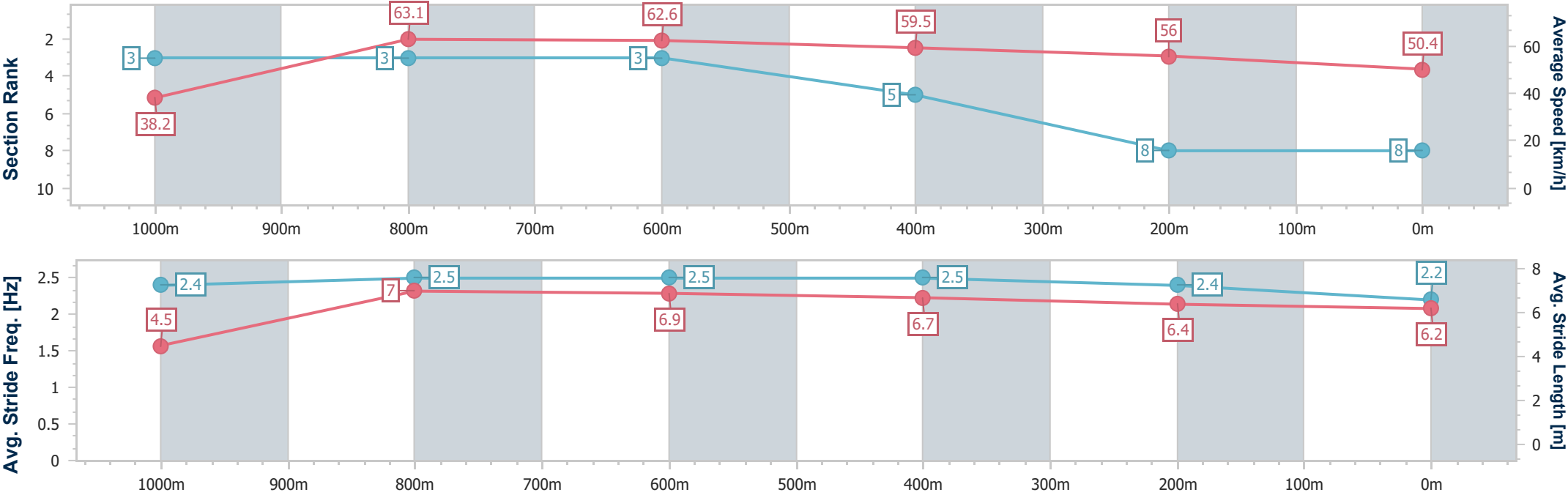


Toowoomba Professional  
Race 4: WAGNER CIVIL Maiden Handicap - 1100m



09 August 2025 - 19:05  
Track Rating: Soft 5, Weather: Overcast, Rail Position: +5m Entire

Section	Overall	1000m	800m	600m	400m	200m							
Section Times	1:12.13 [8] (0:09.39)	1:02.74 [3] (0:11.61)	0:51.13 [3] (0:11.58)	0:39.55 [3] (0:12.26)	0:27.29 [5] (0:13.05)	0:14.24 [8] (0:14.24)							
Average Speed [km/h]	38.2	63.1	62.6	59.5	56.0	50.4							
Top Speed [km/h]	60.9	64.1	64.2	61.1	57.6	53.9							
Avg. Dist. to Rail [m]	8.4	3.9	3.1	2.5	2.7	0.7							
Avg. Stride Freq. [Hz]	2.4	2.5	2.5	2.5	2.4	2.2							
Avg. Stride Length [m]	4.5	7.0	6.9	6.7	6.4	6.2							





# Toowoomba Professional

## Race 5: SOUTHERN CROSS SHEDS BENCHMARK 70 Handicap - 1300m

09 August 2025 - 19:41



Track Rating: Soft 5, Weather: Overcast, Rail Position: +5m Entire

Section						Overall	1200m	1000m	800m	600m	400m	Last 600m	
Field Times						1:20.42 (0:08.89)	1:11.53 (0:11.44)	1:00.09 (0:11.62)	0:48.47 (0:11.85)	0:36.62 (0:12.22)	0:24.40 (0:12.29)	0:36.62	
Rank	TAB	Horse/Jockey	Barrier	Top Speed [km/h]	Fastest Section								Distance Travelled [m]
1	4	LAST CHANCE SALOON	6	63.3	0:09.36	1:20.42 [1]	1:11.06 [6]	0:59.43 [6]	0:47.73 [6]	0:35.93 [5]	0:23.93 [5]	0:35.93	
		Corey Bayliss		1200m	Overall	(0:09.36)	(0:11.63)	(0:11.70)	(0:11.80)	(0:12.00)	(0:11.97)		
2	3	THE DEPUTY	1	64.6	0:09.13	1:20.43 [2]	1:11.30 [4]	0:59.85 [4]	0:48.07 [4]	0:36.29 [3]	0:24.27 [3]	0:36.29 +4	
		Rob Thorburn		1200m	Overall	(0:09.13)	(0:11.45)	(0:11.78)	(0:11.78)	(0:12.02)	(0:12.15)		
3	1	TARA JASMINE	3	64.1	0:09.60	1:21.25 [3]	1:11.65 [7]	1:00.12 [7]	0:48.36 [7]	0:36.47 [7]	0:24.57 [7]	0:36.47 +9	
		Olivia Webb		1200m	Overall	(0:09.60)	(0:11.53)	(0:11.76)	(0:11.89)	(0:11.90)	(0:12.14)		
4	7	LA MANO	4	65.1	0:09.12	1:21.38 [4]	1:12.26 [3]	1:00.95 [2]	0:49.32 [2]	0:37.49 [2]	0:25.36 [1]	0:37.49 +2	
		Shania Willis		1200m	Overall	(0:09.12)	(0:11.31)	(0:11.63)	(0:11.83)	(0:12.13)	(0:12.43)		
5	5	SUKHBIR	2	64.1	0:08.89	1:21.86 [5]	1:12.97 [1]	1:01.53 [1]	0:49.91 [1]	0:38.06 [1]	0:25.83 [2]	0:38.06 +1	
		Amy Graham		1200m	Overall	(0:08.89)	(0:11.44)	(0:11.62)	(0:11.85)	(0:12.23)	(0:12.43)		
6	6	TAKE A PICTURE	5	65.8	0:09.10	1:21.95 [6]	1:12.85 [2]	1:01.38 [3]	0:49.69 [3]	0:37.77 [4]	0:25.70 [4]	0:37.77 +3	
		Nathan Fazackerley		1200m	Overall	(0:09.10)	(0:11.47)	(0:11.69)	(0:11.92)	(0:12.07)	(0:12.35)		
7	2	DRANG A TANG	7	65.0	0:09.26	1:22.19 [7]	1:12.93 [5]	1:01.54 [5]	0:49.61 [5]	0:37.70 [6]	0:25.56 [6]	0:37.70 +5	
		Kelsey Lenton		1200m	Overall	(0:09.26)	(0:11.39)	(0:11.93)	(0:11.91)	(0:12.14)	(0:12.56)		



**Toowoomba Professional**  
**Race 5: SOUTHERN CROSS SHEDS BENCHMARK 70 Handicap - 1300m**  
**09 August 2025 - 19:41**



Track Rating: Soft 5, Weather: Overcast, Rail Position: +5m Entire

Section		200m					Last 600m		
Field Times		0:12.11 (0:12.11)					0:36.62		
Rank	TAB	Horse/Jockey	Barrier	Top Speed [km/h]	Fastest Section	Margin		Distance Travelled [m]	
1	4	LAST CHANCE SALOON	6	63.3	0:09.36	0:11.96 [4]	1:20.42	0:35.93	
		Corey Bayliss		1200m	Overall	(0:11.96)			
2	3	THE DEPUTY	1	64.6	0:09.13	0:12.12 [1]	0.02L	0:36.29	+4
		Rob Thorburn		1200m	Overall	(0:12.12)			
3	1	TARA JASMINE	3	64.1	0:09.60	0:12.43 [6]	4.89L	0:36.47	+9
		Olivia Webb		1200m	Overall	(0:12.43)			
4	7	LA MANO	4	65.1	0:09.12	0:12.93 [2]	5.62L	0:37.49	+2
		Shania Willis		1200m	Overall	(0:12.93)			
5	5	SUKHBIR	2	64.1	0:08.89	0:13.40 [3]	8.45L	0:38.06	+1
		Amy Graham		1200m	Overall	(0:13.40)			
6	6	TAKE A PICTURE	5	65.8	0:09.10	0:13.35 [5]	9L	0:37.77	+3
		Nathan Fazackerley		1200m	Overall	(0:13.35)			
7	2	DRANG A TANG	7	65.0	0:09.26	0:13.00 [7]	10.4L	0:37.70	+5
		Kelsey Lenton		1200m	Overall	(0:13.00)			



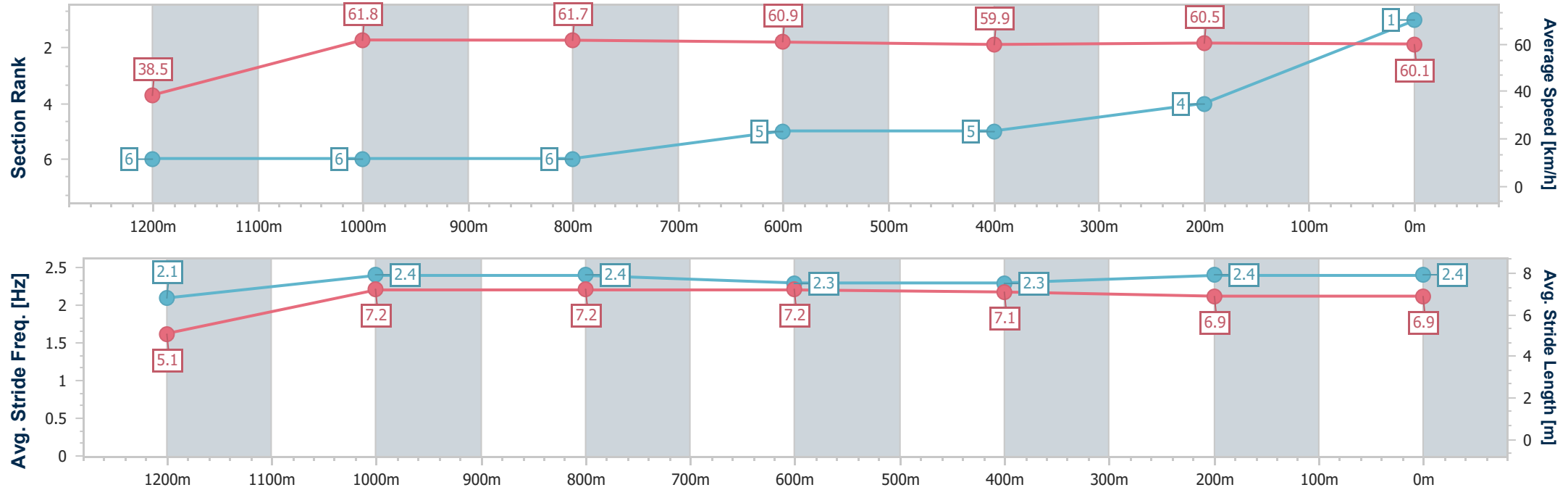
Horse/Jockey Name	Last Chance Saloon
Final Rank	1
Fastest Section Time (Section)	0:09.36 (Overall)
Top Speed [km/h] (Section)	63.3 (1200m)
Race State	Finished



ToowoombaProfessional  
Race 5: SOUTHERN CROSS SHEDS BENCHMARK 70 Handicap  
- 1300m  
09 August 2025 - 19:41  
Track Rating: Soft 5, Weather: Overcast, Rail Position: +5m Entire



Section	Overall	1200m	1000m	800m	600m	400m	200m						
Section Times	1:20.42 [1] (0:09.36)	1:11.06 [6] (0:11.63)	0:59.43 [6] (0:11.70)	0:47.73 [6] (0:11.80)	0:35.93 [5] (0:12.00)	0:23.93 [5] (0:11.97)	0:11.96 [4]						
Average Speed [km/h]	38.5	61.8	61.7	60.9	59.9	60.5	60.1						
Top Speed [km/h]	58.8	63.3	62.6	61.8	61.3	61.6	61.0						
Avg. Dist. to Rail [m]	4.0	0.4	0.7	0.4	0.6	1.2	1.0						
Avg. Stride Freq. [Hz]	2.1	2.4	2.4	2.3	2.3	2.4	2.4						
Avg. Stride Length [m]	5.1	7.2	7.2	7.2	7.1	6.9	6.9						





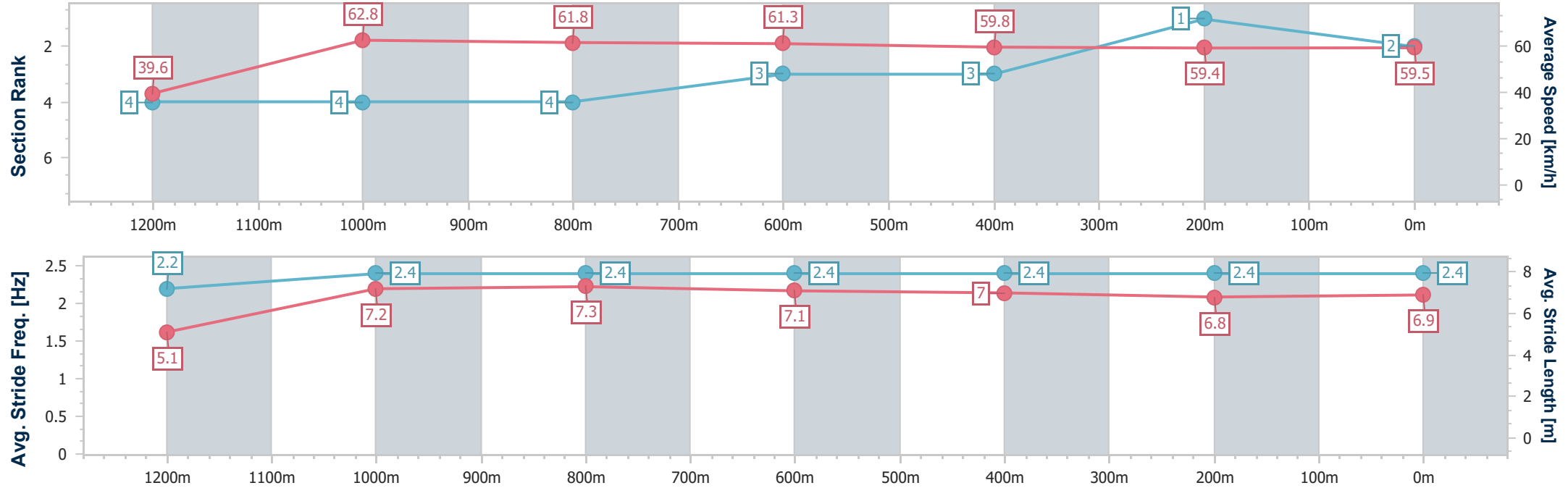
Horse/Jockey Name	The Deputy
Final Rank	2
Fastest Section Time (Section)	0:09.13 (Overall)
Top Speed [km/h] (Section)	64.6 (1200m)
Race State	Finished



ToowoombaProfessional  
Race 5: SOUTHERN CROSS SHEDS BENCHMARK 70 Handicap  
- 1300m  
09 August 2025 - 19:41  
Track Rating: Soft 5, Weather: Overcast, Rail Position: +5m Entire



Section	Overall	1200m	1000m	800m	600m	400m	200m						
Section Times	1:20.43 [2] (0:09.13)	1:11.30 [4] (0:11.45)	0:59.85 [4] (0:11.78)	0:48.07 [4] (0:11.78)	0:36.29 [3] (0:12.02)	0:24.27 [3] (0:12.15)	0:12.12 [1] (0:12.12)						
Average Speed [km/h]	39.6	62.8	61.8	61.3	59.8	59.4	59.5						
Top Speed [km/h]	59.4	64.6	62.5	62.1	61.0	60.2	60.2						
Avg. Dist. to Rail [m]	5.1	2.1	2.5	1.3	0.5	1.2	2.1						
Avg. Stride Freq. [Hz]	2.2	2.4	2.4	2.4	2.4	2.4	2.4						
Avg. Stride Length [m]	5.1	7.2	7.3	7.1	7.0	6.8	6.9						







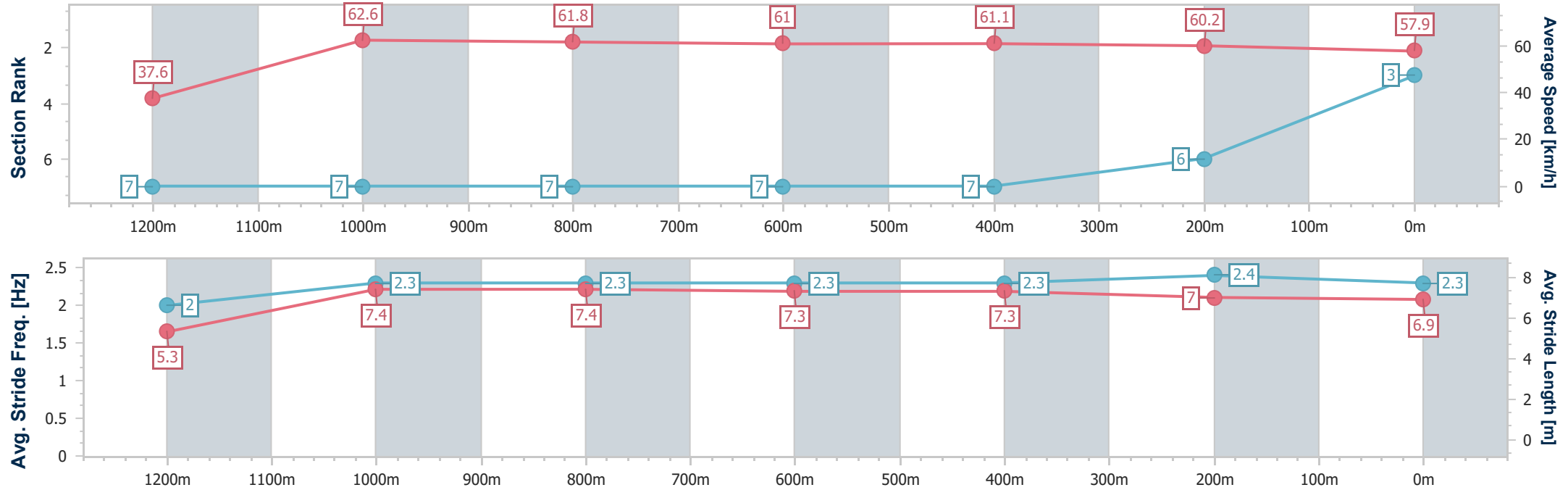
Horse/Jockey Name	Tara Jasmine
Final Rank	3
Fastest Section Time (Section)	0:09.60 (Overall)
Top Speed [km/h] (Section)	64.1 (1200m)
Race State	Finished



ToowoombaProfessional  
Race 5: SOUTHERN CROSS SHEDS BENCHMARK 70 Handicap  
- 1300m  
09 August 2025 - 19:41  
Track Rating: Soft 5, Weather: Overcast, Rail Position: +5m Entire



Section	Overall	1200m	1000m	800m	600m	400m	200m						
Section Times	1:21.25 [3] (0:09.60)	1:11.65 [7] (0:11.53)	1:00.12 [7] (0:11.76)	0:48.36 [7] (0:11.89)	0:36.47 [7] (0:11.90)	0:24.57 [7] (0:12.14)	0:12.43 [6] (0:12.43)						
Average Speed [km/h]	37.6	62.6	61.8	61.0	61.1	60.2	57.9						
Top Speed [km/h]	58.2	64.1	63.6	62.0	62.3	60.9	59.1						
Avg. Dist. to Rail [m]	4.9	2.8	3.2	2.1	2.0	4.3	3.2						
Avg. Stride Freq. [Hz]	2.0	2.3	2.3	2.3	2.3	2.4	2.3						
Avg. Stride Length [m]	5.3	7.4	7.4	7.3	7.3	7.0	6.9						





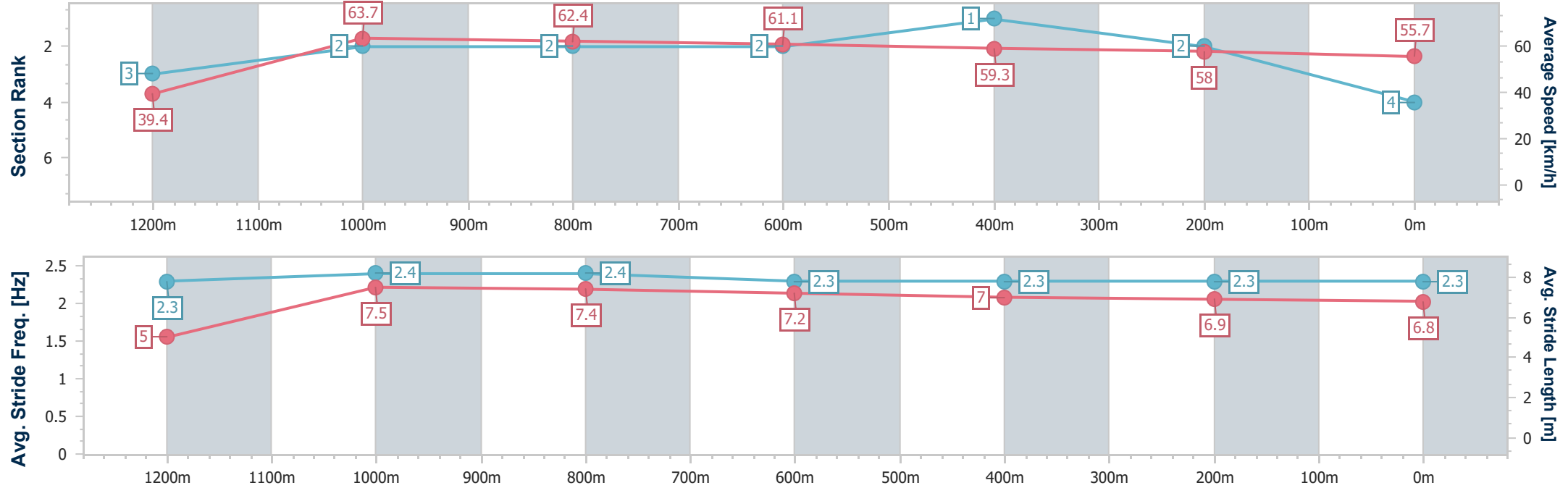
Horse/Jockey Name	La Mano
Final Rank	4
Fastest Section Time (Section)	0:09.12 (Overall)
Top Speed [km/h] (Section)	65.1 (1200m)
Race State	Finished



ToowoombaProfessional  
Race 5: SOUTHERN CROSS SHEDS BENCHMARK 70 Handicap  
- 1300m  
09 August 2025 - 19:41  
Track Rating: Soft 5, Weather: Overcast, Rail Position: +5m Entire



Section	Overall	1200m	1000m	800m	600m	400m	200m						
Section Times	1:21.38 [4] (0:09.12)	1:12.26 [3] (0:11.31)	1:00.95 [2] (0:11.63)	0:49.32 [2] (0:11.83)	0:37.49 [2] (0:12.13)	0:25.36 [1] (0:12.43)	0:12.93 [2] (0:12.93)						
Average Speed [km/h]	39.4	63.7	62.4	61.1	59.3	58.0	55.7						
Top Speed [km/h]	61.8	65.1	64.2	61.8	61.0	60.2	57.3						
Avg. Dist. to Rail [m]	5.5	2.0	1.4	0.9	0.3	0.4	2.2						
Avg. Stride Freq. [Hz]	2.3	2.4	2.4	2.3	2.3	2.3	2.3						
Avg. Stride Length [m]	5.0	7.5	7.4	7.2	7.0	6.9	6.8						





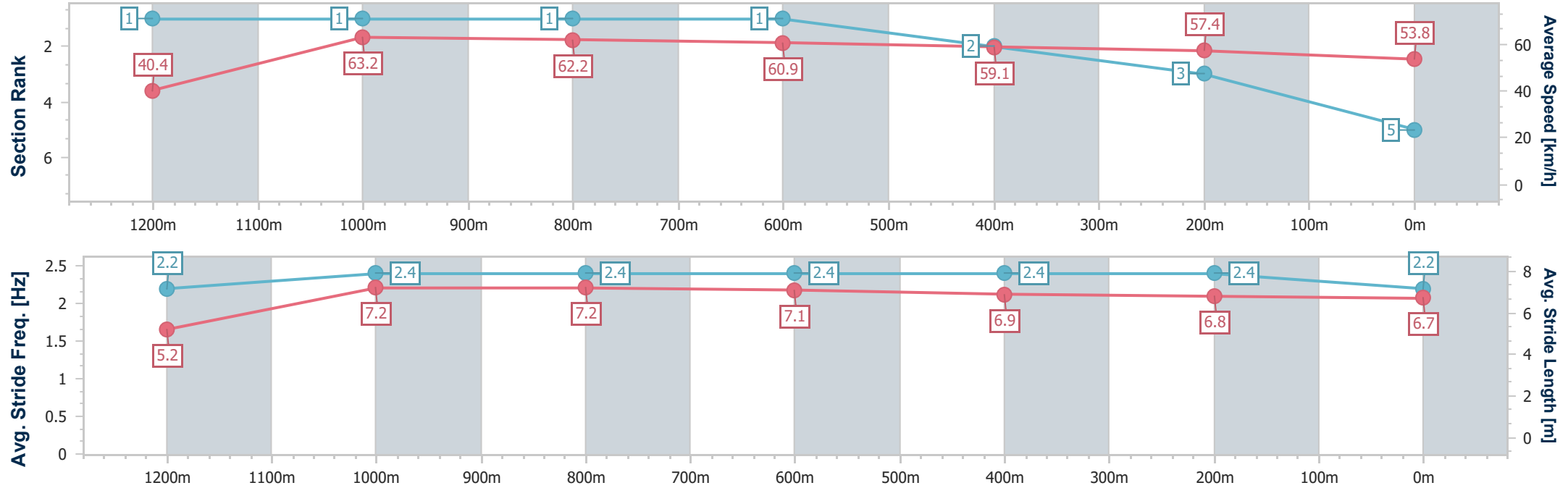
Horse/Jockey Name	Sukhbir
Final Rank	5
Fastest Section Time (Section)	0:08.89 (Overall)
Top Speed [km/h] (Section)	64.1 (1200m)
Race State	Finished



ToowoombaProfessional  
Race 5: SOUTHERN CROSS SHEDS BENCHMARK 70 Handicap  
- 1300m  
09 August 2025 - 19:41  
Track Rating: Soft 5, Weather: Overcast, Rail Position: +5m Entire



Section	Overall	1200m	1000m	800m	600m	400m	200m						
Section Times	1:21.86 [5] (0:08.89)	1:12.97 [1] (0:11.44)	1:01.53 [1] (0:11.62)	0:49.91 [1] (0:11.85)	0:38.06 [1] (0:12.23)	0:25.83 [2] (0:12.43)	0:13.40 [3] (0:13.40)						
Average Speed [km/h]	40.4	63.2	62.2	60.9	59.1	57.4	53.8						
Top Speed [km/h]	61.0	64.1	63.2	62.3	60.9	58.4	55.9						
Avg. Dist. to Rail [m]	4.0	1.4	1.3	1.1	0.4	1.8	3.1						
Avg. Stride Freq. [Hz]	2.2	2.4	2.4	2.4	2.4	2.4	2.2						
Avg. Stride Length [m]	5.2	7.2	7.2	7.1	6.9	6.8	6.7						





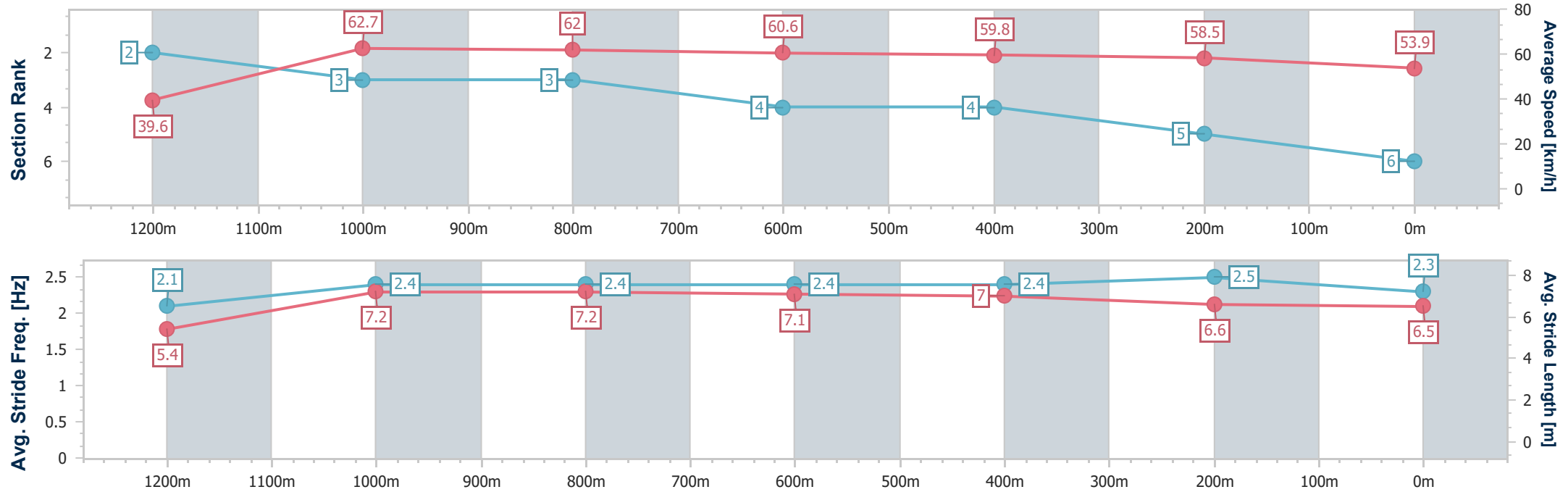
Horse/Jockey Name	Take A Picture
Final Rank	6
Fastest Section Time (Section)	0:09.10 (Overall)
Top Speed [km/h] (Section)	65.8 (1200m)
Race State	Finished



ToowoombaProfessional  
Race 5: SOUTHERN CROSS SHEDS BENCHMARK 70 Handicap  
- 1300m  
09 August 2025 - 19:41  
Track Rating: Soft 5, Weather: Overcast, Rail Position: +5m Entire



Section	Overall	1200m	1000m	800m	600m	400m	200m						
Section Times	1:21.95 [6] (0:09.10)	1:12.85 [2] (0:11.47)	1:01.38 [3] (0:11.69)	0:49.69 [3] (0:11.92)	0:37.77 [4] (0:12.07)	0:25.70 [4] (0:12.35)	0:13.35 [5] (0:13.35)						
Average Speed [km/h]	39.6	62.7	62.0	60.6	59.8	58.5	53.9						
Top Speed [km/h]	58.5	65.8	63.5	62.1	60.9	60.2	56.1						
Avg. Dist. to Rail [m]	7.0	2.2	1.5	1.5	0.3	1.5	1.2						
Avg. Stride Freq. [Hz]	2.1	2.4	2.4	2.4	2.4	2.5	2.3						
Avg. Stride Length [m]	5.4	7.2	7.2	7.1	7.0	6.6	6.5						





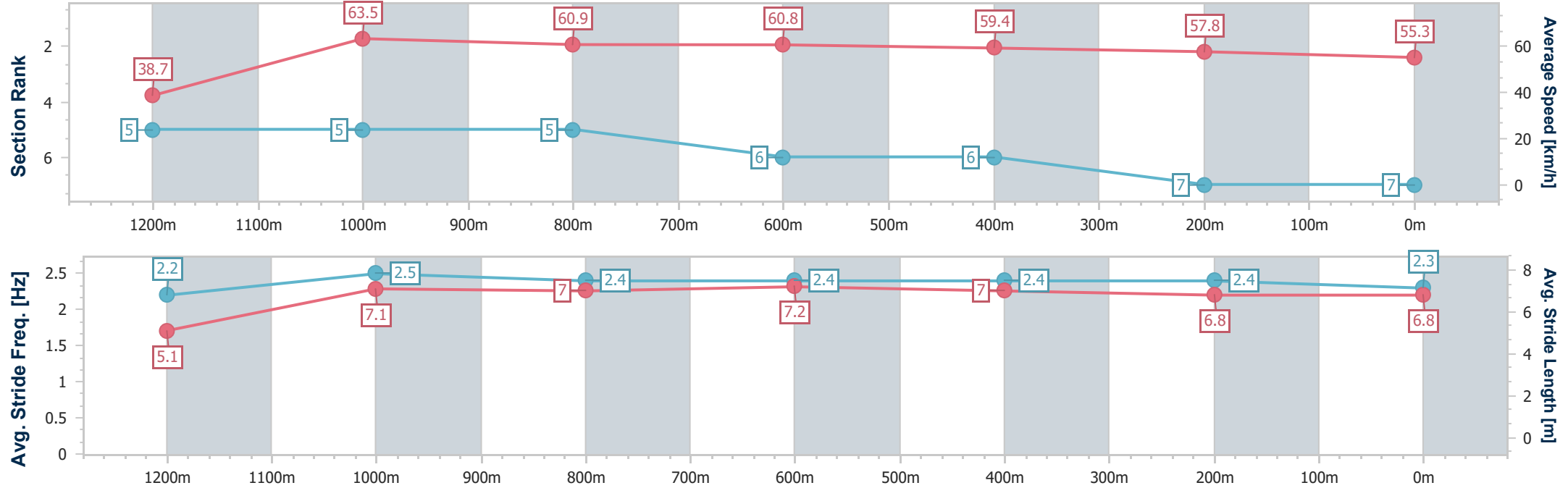
Horse/Jockey Name	Drang A Tang
Final Rank	7
Fastest Section Time (Section)	0:09.26 (Overall)
Top Speed [km/h] (Section)	65.0 (1200m)
Race State	Finished



ToowoombaProfessional  
Race 5: SOUTHERN CROSS SHEDS BENCHMARK 70 Handicap  
- 1300m  
09 August 2025 - 19:41  
Track Rating: Soft 5, Weather: Overcast, Rail Position: +5m Entire



Section	Overall	1200m	1000m	800m	600m	400m	200m						
Section Times	1:22.19 [7] (0:09.26)	1:12.93 [5] (0:11.39)	1:01.54 [5] (0:11.93)	0:49.61 [5] (0:11.91)	0:37.70 [6] (0:12.14)	0:25.56 [6] (0:12.56)	0:13.00 [7] (0:13.00)						
Average Speed [km/h]	38.7	63.5	60.9	60.8	59.4	57.8	55.3						
Top Speed [km/h]	61.2	65.0	63.0	62.1	61.7	58.7	58.3						
Avg. Dist. to Rail [m]	10.3	4.2	3.1	1.5	0.5	1.4	0.5						
Avg. Stride Freq. [Hz]	2.2	2.5	2.4	2.4	2.4	2.4	2.3						
Avg. Stride Length [m]	5.1	7.1	7.0	7.2	7.0	6.8	6.8						





# Toowoomba Professional

## Race 6: KENNARDS HIRE Class 3 Handicap - 1625m

09 August 2025 - 20:20



Track Rating: Soft 5, Weather: Overcast, Rail Position: +5m Entire

Section					Overall	1400m	1200m	1000m	800m	600m	400m	Last 600m		
Field Times					1:41.72 (0:16.48)	1:25.24 (0:11.26)	1:13.98 (0:11.88)	1:02.10 (0:12.37)	0:49.73 (0:12.35)	0:37.38 (0:12.59)	0:24.79 (0:12.44)	0:37.38		
Rank	TAB	Horse/Jockey	Barrier	Top Speed [km/h]	Fastest Section									Distance Travelled [m]
1	2	MALECON	1	65.9	0:11.31	1:41.72 [1]	1:24.90 [4]	1:13.59 [3]	1:01.76 [3]	0:49.37 [3]	0:37.16 [3]	0:24.57 [2]	0:37.16	
		Rob Thorburn		Overall	1400m	(0:16.82)	(0:11.31)	(0:11.83)	(0:12.39)	(0:12.21)	(0:12.59)	(0:12.30)		
2	1	RUMBLING AWAY	2	68.0	0:11.26	1:41.76 [2]	1:25.28 [1]	1:14.02 [1]	1:02.14 [1]	0:49.77 [1]	0:37.42 [1]	0:24.83 [1]	0:37.42	-5
		Chelsea Baker		Overall	1400m	(0:16.48)	(0:11.26)	(0:11.88)	(0:12.37)	(0:12.35)	(0:12.59)	(0:12.44)		
3	4	MISTER SELFIE	6	67.1	0:11.27	1:42.13 [3]	1:25.00 [5]	1:13.73 [6]	1:01.84 [6]	0:49.38 [6]	0:37.12 [6]	0:24.68 [5]	0:37.12	+3
		Les Tilley		Overall	1400m	(0:17.13)	(0:11.27)	(0:11.89)	(0:12.46)	(0:12.26)	(0:12.44)	(0:12.12)		
4	5	SHOUTS ALL DAY	5	66.5	0:11.12	1:42.65 [4]	1:25.42 [6]	1:14.30 [5]	1:02.54 [5]	0:50.04 [5]	0:37.87 [4]	0:25.35 [4]	0:37.87	+1
		Kelsey Lenton		Overall	1400m	(0:17.23)	(0:11.12)	(0:11.76)	(0:12.50)	(0:12.17)	(0:12.52)	(0:12.48)		
5	6	VANCITY	4	66.1	0:11.27	1:43.05 [5]	1:26.35 [2]	1:15.08 [2]	1:03.21 [2]	0:50.92 [2]	0:38.58 [2]	0:25.87 [3]	0:38.58	+3
		Anthony Allen		Overall	1400m	(0:16.70)	(0:11.27)	(0:11.87)	(0:12.29)	(0:12.34)	(0:12.71)	(0:12.82)		
6	7	BOOM BY BY	3	67.9	0:11.40	1:45.36 [6]	1:28.54 [3]	1:17.14 [4]	1:05.26 [4]	0:52.84 [4]	0:40.40 [5]	0:27.54 [6]	0:40.40	+6
		Corey Bayliss		Overall	1400m	(0:16.82)	(0:11.40)	(0:11.88)	(0:12.42)	(0:12.44)	(0:12.86)	(0:13.19)		

Scratched: Dubious Six (#3)



Toowoomba Professional  
Race 6: KENNARDS HIRE Class 3 Handicap - 1625m  
09 August 2025 - 20:20



Track Rating: Soft 5, Weather: Overcast, Rail Position: +5m Entire

Section Field Times		200m 0:12.35 (0:12.35)					Last 600m 0:37.38		
Rank	TAB	Horse/Jockey	Barrier	Top Speed [km/h]	Fastest Section	Margin		Distance Travelled [m]	
1	2	MALECON	1	65.9	0:11.31	0:12.27 [2]	1:41.72	0:37.16	
		Rob Thorburn		Overall	1400m	(0:12.27)			
2	1	RUMBLING AWAY	2	68.0	0:11.26	0:12.39 [1]	0.25L	0:37.42	-5
		Chelsea Baker		Overall	1400m	(0:12.39)			
3	4	MISTER SELFIE	6	67.1	0:11.27	0:12.56 [3]	2.43L	0:37.12	+3
		Les Tilley		Overall	1400m	(0:12.56)			
4	5	SHOUTS ALL DAY	5	66.5	0:11.12	0:12.87 [4]	5.48L	0:37.87	+1
		Kelsey Lenton		Overall	1400m	(0:12.87)			
5	6	VANCITY	4	66.1	0:11.27	0:13.05 [5]	7.82L	0:38.58	+3
		Anthony Allen		Overall	1400m	(0:13.05)			
6	7	BOOM BY BY	3	67.9	0:11.40	0:14.35 [6]	21.39L	0:40.40	+6
		Corey Bayliss		Overall	1400m	(0:14.35)			

Scratched: Dubious Six (#3)



Horse/Jockey Name	Malecon
Final Rank	1
Fastest Section Time (Section)	0:11.31 (1400m)
Top Speed [km/h] (Section)	65.9 (Overall)
Race State	Finished

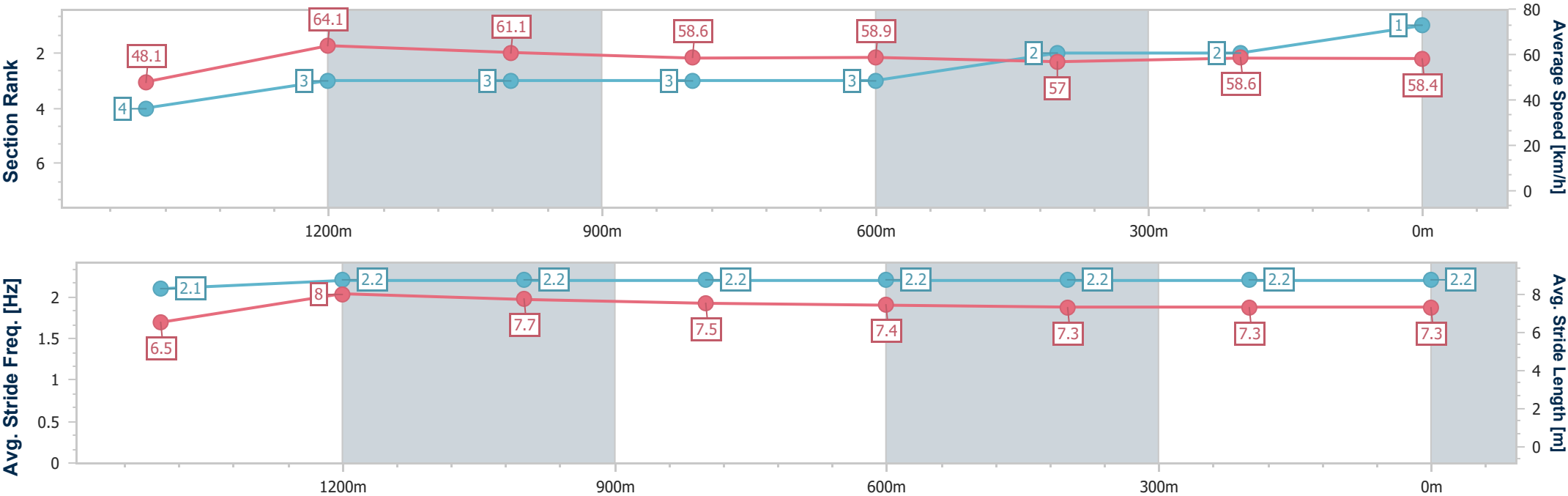


ToowoombaProfessional  
Race 6: KENNARDS HIRE Class 3 Handicap - 1625m



09 August 2025 - 20:20  
Track Rating: Soft 5, Weather: Overcast, Rail Position: +5m Entire

Section	Overall	1400m	1200m	1000m	800m	600m	400m	200m					
Section Times	1:41.72 [1] (0:16.82)	1:24.90 [4] (0:11.31)	1:13.59 [3] (0:11.83)	1:01.76 [3] (0:12.39)	0:49.37 [3] (0:12.21)	0:37.16 [3] (0:12.59)	0:24.57 [2] (0:12.30)	0:12.27 [2] (0:12.27)					
Average Speed [km/h]	48.1	64.1	61.1	58.6	58.9	57.0	58.6	58.4					
Top Speed [km/h]	65.9	65.8	63.1	59.7	59.5	58.9	59.4	59.1					
Avg. Dist. to Rail [m]	2.3	1.5	2.3	1.6	0.4	0.7	0.4	0.8					
Avg. Stride Freq. [Hz]	2.1	2.2	2.2	2.2	2.2	2.2	2.2	2.2					
Avg. Stride Length [m]	6.5	8.0	7.7	7.5	7.4	7.3	7.3	7.3					



- [ ] Ranking at each section and finish
- .-.- No data available at this section
- NA No data available





Horse/Jockey Name	Rumbling Away
Final Rank	2
Fastest Section Time (Section)	0:11.26 (1400m)
Top Speed [km/h] (Section)	68.0 (Overall)
Race State	Finished

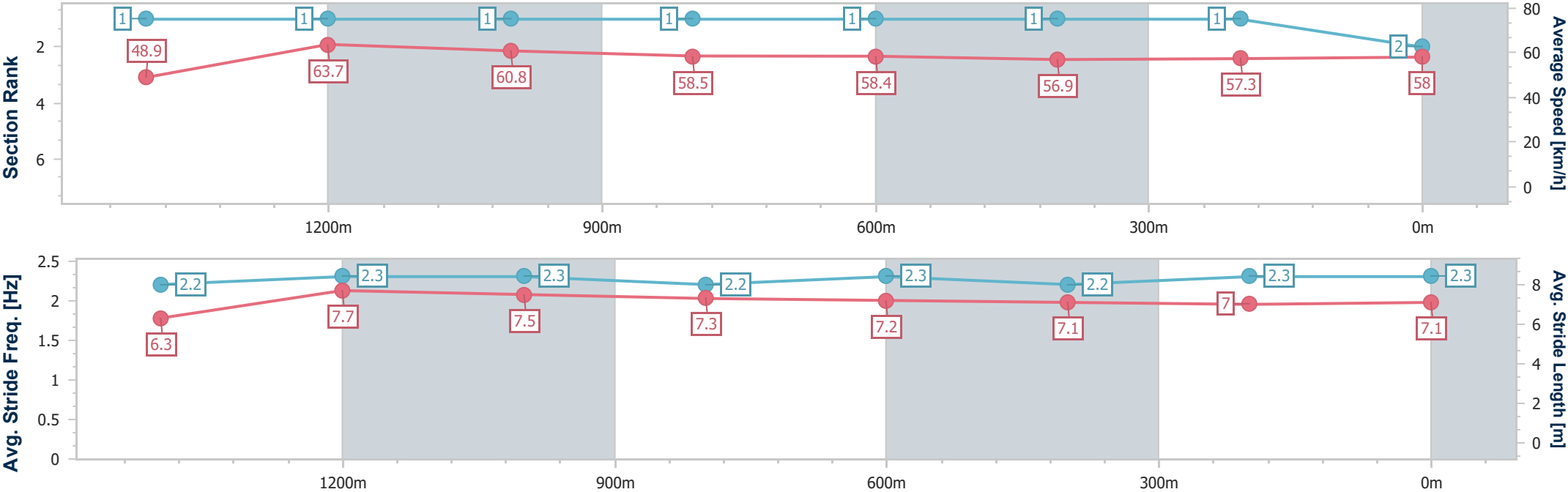


ToowoombaProfessional  
Race 6: KENNARDS HIRE Class 3 Handicap - 1625m



09 August 2025 - 20:20  
Track Rating: Soft 5, Weather: Overcast, Rail Position: +5m Entire

Section	Overall	1400m	1200m	1000m	800m	600m	400m	200m					
Section Times	1:41.76 [2] (0:16.48)	1:25.28 [1] (0:11.26)	1:14.02 [1] (0:11.88)	1:02.14 [1] (0:12.37)	0:49.77 [1] (0:12.35)	0:37.42 [1] (0:12.59)	0:24.83 [1] (0:12.44)	0:12.39 [1] (0:12.39)					
Average Speed [km/h]	48.9	63.7	60.8	58.5	58.4	56.9	57.3	58.0					
Top Speed [km/h]	68.0	67.6	62.0	59.9	59.0	57.6	58.1	58.9					
Avg. Dist. to Rail [m]	4.0	1.2	1.6	1.5	0.4	1.2	1.5	2.3					
Avg. Stride Freq. [Hz]	2.2	2.3	2.3	2.2	2.3	2.2	2.3	2.3					
Avg. Stride Length [m]	6.3	7.7	7.5	7.3	7.2	7.1	7.0	7.1					



[ ] Ranking at each section and finish  
- - - - No data available at this section  
NA No data available



Horse/Jockey Name	Mister Selfie
Final Rank	3
Fastest Section Time (Section)	0:11.27 (1400m)
Top Speed [km/h] (Section)	67.1 (Overall)
Race State	Finished

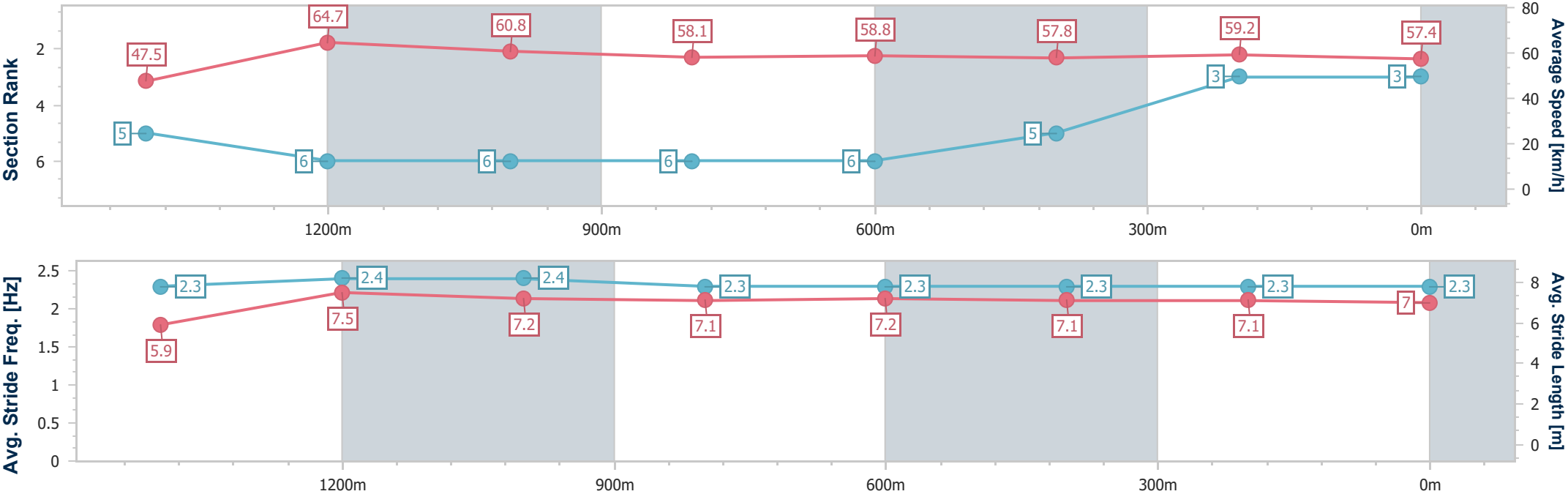


ToowoombaProfessional  
Race 6: KENNARDS HIRE Class 3 Handicap - 1625m



09 August 2025 - 20:20  
Track Rating: Soft 5, Weather: Overcast, Rail Position: +5m Entire

Section	Overall	1400m	1200m	1000m	800m	600m	400m	200m					
Section Times	1:42.13 [3] (0:17.13)	1:25.00 [5] (0:11.27)	1:13.73 [6] (0:11.89)	1:01.84 [6] (0:12.46)	0:49.38 [6] (0:12.26)	0:37.12 [6] (0:12.44)	0:24.68 [5] (0:12.12)	0:12.56 [3] (0:12.56)					
Average Speed [km/h]	47.5	64.7	60.8	58.1	58.8	57.8	59.2	57.4					
Top Speed [km/h]	67.1	67.0	63.4	59.2	59.9	59.3	61.1	58.8					
Avg. Dist. to Rail [m]	5.1	2.7	2.8	1.7	0.6	0.5	0.3	0.9					
Avg. Stride Freq. [Hz]	2.3	2.4	2.4	2.3	2.3	2.3	2.3	2.3					
Avg. Stride Length [m]	5.9	7.5	7.2	7.1	7.2	7.1	7.1	7.0					





Horse/Jockey Name	Shouts All Day
Final Rank	4
Fastest Section Time (Section)	0:11.12 (1400m)
Top Speed [km/h] (Section)	66.5 (Overall)
Race State	Finished

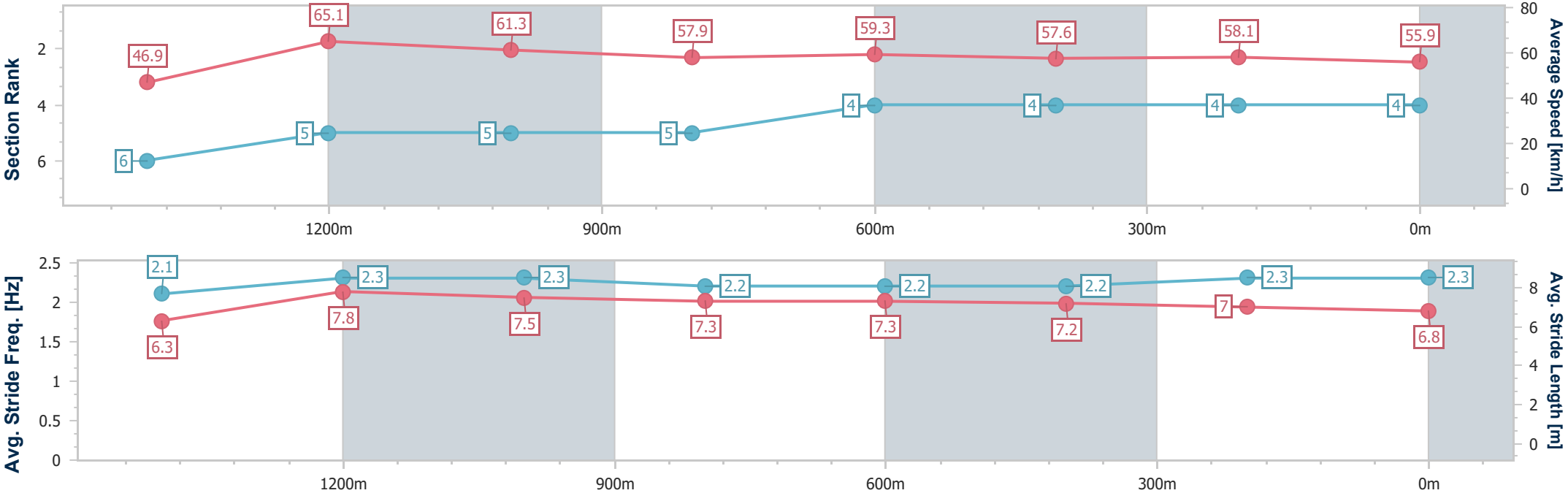


ToowoombaProfessional  
Race 6: KENNARDS HIRE Class 3 Handicap - 1625m



09 August 2025 - 20:20  
Track Rating: Soft 5, Weather: Overcast, Rail Position: +5m Entire

Section	Overall	1400m	1200m	1000m	800m	600m	400m	200m					
Section Times	1:42.65 [4] (0:17.23)	1:25.42 [6] (0:11.12)	1:14.30 [5] (0:11.76)	1:02.54 [5] (0:12.50)	0:50.04 [5] (0:12.17)	0:37.87 [4] (0:12.52)	0:25.35 [4] (0:12.48)	0:12.87 [4] (0:12.87)					
Average Speed [km/h]	46.9	65.1	61.3	57.9	59.3	57.6	58.1	55.9					
Top Speed [km/h]	66.5	66.5	63.4	59.0	60.0	58.8	59.1	57.7					
Avg. Dist. to Rail [m]	4.1	1.1	1.9	1.5	0.2	0.7	1.5	1.4					
Avg. Stride Freq. [Hz]	2.1	2.3	2.3	2.2	2.2	2.2	2.3	2.3					
Avg. Stride Length [m]	6.3	7.8	7.5	7.3	7.3	7.2	7.0	6.8					



- [ ] Ranking at each section and finish
- .-.- No data available at this section
- NA No data available



Horse/Jockey Name	Vancity
Final Rank	5
Fastest Section Time (Section)	0:11.27 (1400m)
Top Speed [km/h] (Section)	66.1 (Overall)
Race State	Finished

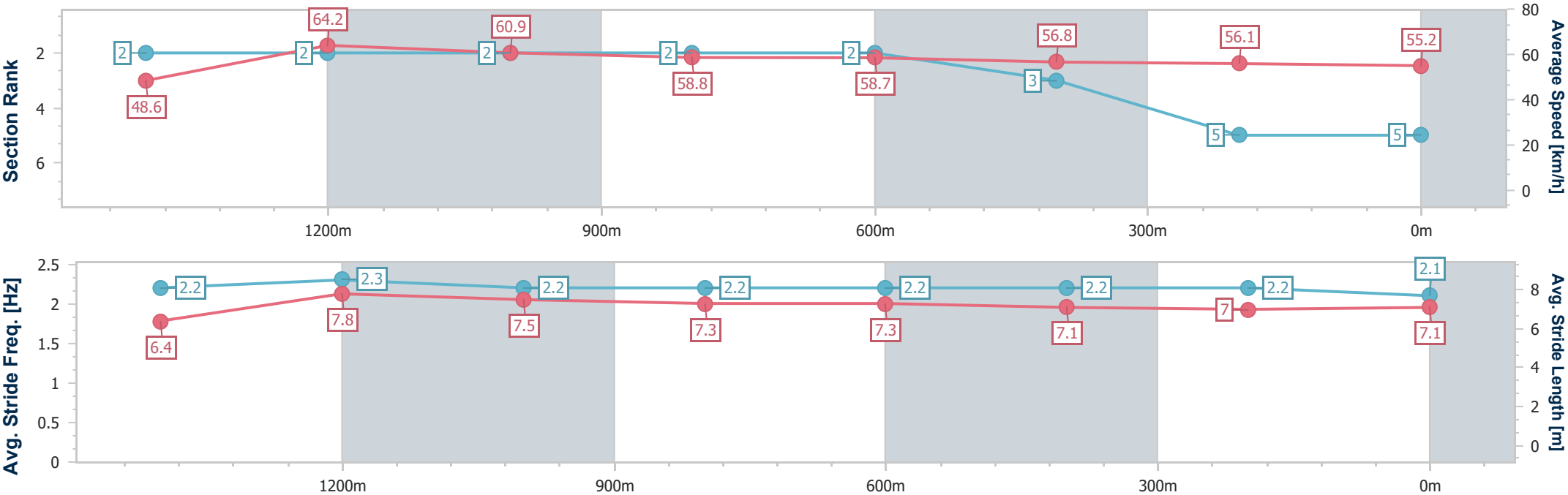


ToowoombaProfessional  
Race 6: KENNARDS HIRE Class 3 Handicap - 1625m



09 August 2025 - 20:20  
Track Rating: Soft 5, Weather: Overcast, Rail Position: +5m Entire

Section	Overall	1400m	1200m	1000m	800m	600m	400m	200m					
Section Times	1:43.05 [5] (0:16.70)	1:26.35 [2] (0:11.27)	1:15.08 [2] (0:11.87)	1:03.21 [2] (0:12.29)	0:50.92 [2] (0:12.34)	0:38.58 [2] (0:12.71)	0:25.87 [3] (0:12.82)	0:13.05 [5] (0:13.05)					
Average Speed [km/h]	48.6	64.2	60.9	58.8	58.7	56.8	56.1	55.2					
Top Speed [km/h]	66.1	65.6	62.8	59.9	59.3	58.7	57.4	56.7					
Avg. Dist. to Rail [m]	4.3	1.3	2.1	1.9	1.7	0.4	0.4	1.6					
Avg. Stride Freq. [Hz]	2.2	2.3	2.2	2.2	2.2	2.2	2.2	2.1					
Avg. Stride Length [m]	6.4	7.8	7.5	7.3	7.3	7.1	7.0	7.1					



- [ ] Ranking at each section and finish
- .-.- No data available at this section
- NA No data available



Horse/Jockey Name	Boom By By
Final Rank	6
Fastest Section Time (Section)	0:11.40 (1400m)
Top Speed [km/h] (Section)	67.9 (Overall)
Race State	Finished

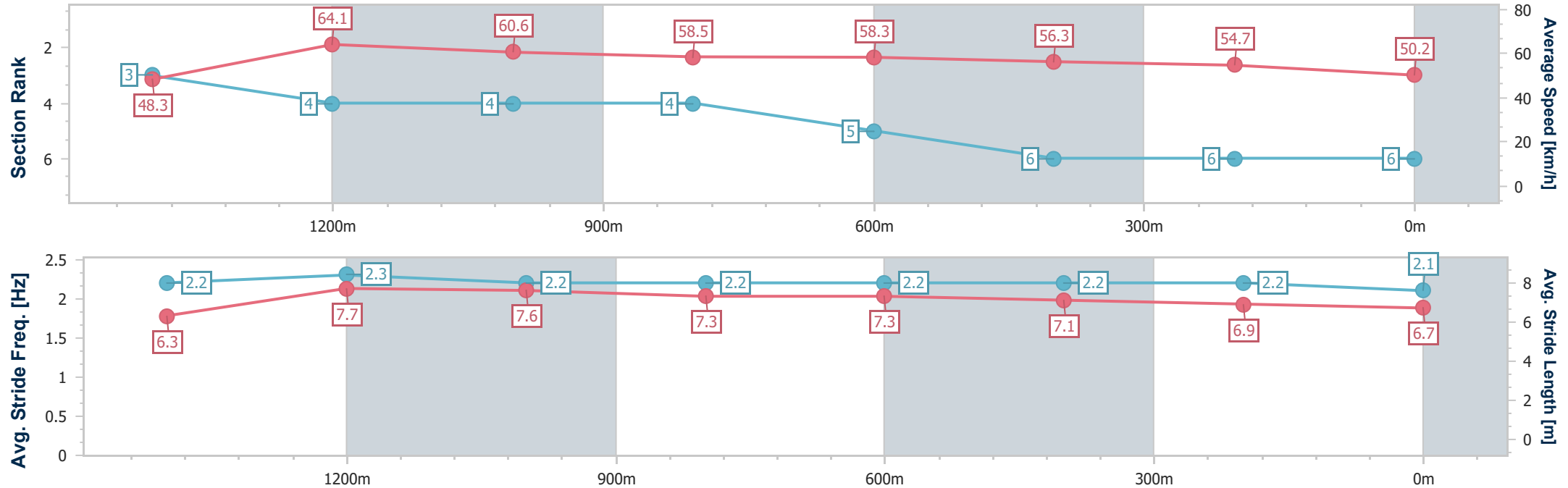


ToowoombaProfessional  
Race 6: KENNARDS HIRE Class 3 Handicap - 1625m



09 August 2025 - 20:20  
Track Rating: Soft 5, Weather: Overcast, Rail Position: +5m Entire

Section	Overall	1400m	1200m	1000m	800m	600m	400m	200m					
Section Times	1:45.36 [6] (0:16.82)	1:28.54 [3] (0:11.40)	1:17.14 [4] (0:11.88)	1:05.26 [4] (0:12.42)	0:52.84 [4] (0:12.44)	0:40.40 [5] (0:12.86)	0:27.54 [6] (0:13.19)	0:14.35 [6] (0:14.35)					
Average Speed [km/h]	48.3	64.1	60.6	58.5	58.3	56.3	54.7	50.2					
Top Speed [km/h]	67.9	67.4	62.4	59.4	59.4	58.9	55.4	53.7					
Avg. Dist. to Rail [m]	3.8	2.6	2.2	2.4	1.9	1.0	0.8	0.6					
Avg. Stride Freq. [Hz]	2.2	2.3	2.2	2.2	2.2	2.2	2.2	2.1					
Avg. Stride Length [m]	6.3	7.7	7.6	7.3	7.3	7.1	6.9	6.7					



- [ ] Ranking at each section and finish
- .-.- No data available at this section
- NA No data available



# Toowoomba Professional

## Race 7: 1EQUINE - FOR THE EQUINE ATHLETE Class 1 Plate - 2150m

09 August 2025 - 20:51



Track Rating: Soft 5, Weather: Overcast, Rail Position: +5m Entire

Section					Overall	2000m	1800m	1600m	1400m	1200m	1000m	Last 600m		
Field Times					2:19.89 (0:13.21)	2:06.68 (0:11.62)	1:55.06 (0:11.97)	1:43.09 (0:12.69)	1:30.40 (0:13.43)	1:16.97 (0:12.99)	1:03.98 (0:12.85)	0:38.52		
Rank	TAB	Horse/Jockey	Barrier	Top Speed [km/h]	Fastest Section								Distance Travelled [m]	
1	5	KATERINI	1	61.8	0:11.76	2:19.89 [1]	2:06.53 [4]	1:54.77 [4]	1:42.91 [3]	1:30.12 [3]	1:16.80 [3]	1:03.57 [3]	0:38.16	
		Shania Willis		2000m	2000m	(0:13.36)	(0:11.76)	(0:11.86)	(0:12.79)	(0:13.32)	(0:13.23)	(0:12.95)		
2	2	SOMETHIN IN ORANGE	3	61.9	0:11.73	2:19.91 [2]	2:06.44 [5]	1:54.71 [5]	1:42.57 [6]	1:29.74 [5]	1:16.36 [6]	1:03.01 [6]	0:37.90	+7
		Nathan Fazackerley		2000m	2000m	(0:13.47)	(0:11.73)	(0:12.14)	(0:12.83)	(0:13.38)	(0:13.35)	(0:12.73)		
3	4	BOLERO	5	63.1	0:11.62	2:20.13 [3]	2:06.92 [1]	1:55.30 [1]	1:43.33 [1]	1:30.64 [1]	1:17.21 [1]	1:04.22 [1]	0:38.76	-1
		Amy Graham		2000m	2000m	(0:13.21)	(0:11.62)	(0:11.97)	(0:12.69)	(0:13.43)	(0:12.99)	(0:12.85)		
4	1	O'CALDINO	7	63.7	0:11.58	2:20.74 [4]	2:07.43 [3]	1:55.85 [2]	1:43.89 [2]	1:31.13 [2]	1:17.81 [2]	1:04.70 [2]	0:39.19	+5
		Jake Molloy		2000m	2000m	(0:13.31)	(0:11.58)	(0:11.96)	(0:12.76)	(0:13.32)	(0:13.11)	(0:12.86)		
5	7	BAMBINO DI VINO	6	62.3	0:11.75	2:21.29 [5]	2:08.02 [2]	1:56.27 [3]	1:44.20 [4]	1:31.42 [4]	1:18.11 [4]	1:04.71 [4]	0:39.29	+3
		Stacey Callow		2000m	2000m	(0:13.27)	(0:11.75)	(0:12.07)	(0:12.78)	(0:13.31)	(0:13.40)	(0:12.90)		
6	6	LILICA EBET	2	62.2	0:11.73	2:21.67 [6]	2:08.06 [8]	1:56.33 [6]	1:44.36 [5]	1:31.46 [6]	1:18.14 [5]	1:04.92 [5]	0:39.34	+1
		Kenji Yoshida		2000m	2000m	(0:13.61)	(0:11.73)	(0:11.97)	(0:12.90)	(0:13.32)	(0:13.22)	(0:12.91)		
7	9	SHAMIC	8	60.2	0:12.09	2:21.75 [7]	2:08.16 [7]	1:56.06 [8]	1:43.97 [8]	1:31.35 [8]	1:17.92 [8]	1:04.57 [7]	0:39.73	+7
		Wayne O'Connell		800m	1800m	(0:13.59)	(0:12.10)	(0:12.09)	(0:12.62)	(0:13.43)	(0:13.35)	(0:12.56)		
8	3	BITUNG	4	61.8	0:11.80	2:23.25 [8]	2:09.68 [6]	1:57.88 [7]	1:45.66 [7]	1:32.91 [7]	1:19.46 [7]	1:06.04 [8]	0:40.68	+6
		Corey Bayliss		2000m	2000m	(0:13.57)	(0:11.80)	(0:12.22)	(0:12.75)	(0:13.45)	(0:13.42)	(0:12.78)		

Scratched: Kick And Run (#8)



# Toowoomba Professional

## Race 7: 1EQUINE - FOR THE EQUINE ATHLETE Class 1 Plate - 2150m

09 August 2025 - 20:51



Track Rating: Soft 5, Weather: Overcast, Rail Position: +5m Entire

Section		Field Times				800m	600m	400m	200m	Last 600m		
						0:51.13 (0:12.61)	0:38.52 (0:12.71)	0:25.81 (0:12.75)	0:13.06 (0:13.06)	0:38.52		
Rank	TAB	Horse/Jockey	Barrier	Top Speed [km/h]	Fastest Section					Margin		
1	5	KATERINI	1	61.8	0:11.76	0:50.62 [3]	0:38.16 [3]	0:25.61 [2]	0:13.06 [1]	2:19.89	0:38.16	
		Shania Willis		2000m	2000m	(0:12.46)	(0:12.55)	(0:12.55)	(0:13.06)			
2	2	SOMETHIN IN ORANGE	3	61.9	0:11.73	0:50.28 [5]	0:37.90 [5]	0:25.39 [4]	0:12.62 [3]	0.12L	0:37.90 +7	
		Nathan Fazackerley		2000m	2000m	(0:12.38)	(0:12.51)	(0:12.77)	(0:12.62)			
3	4	BOLERO	5	63.1	0:11.62	0:51.37 [1]	0:38.76 [1]	0:26.05 [1]	0:13.25 [2]	1.4L	0:38.76 -1	
		Amy Graham		2000m	2000m	(0:12.61)	(0:12.71)	(0:12.80)	(0:13.25)			
4	1	O'CALDINO	7	63.7	0:11.58	0:51.84 [2]	0:39.19 [2]	0:26.32 [3]	0:13.19 [4]	5.01L	0:39.19 +5	
		Jake Molloy		2000m	2000m	(0:12.65)	(0:12.87)	(0:13.13)	(0:13.19)			
5	7	BAMBINO DI VINO	6	62.3	0:11.75	0:51.81 [4]	0:39.29 [4]	0:26.55 [5]	0:13.46 [5]	8.22L	0:39.29 +3	
		Stacey Callow		2000m	2000m	(0:12.52)	(0:12.74)	(0:13.09)	(0:13.46)			
6	6	LILICA EBET	2	62.2	0:11.73	0:52.01 [6]	0:39.34 [7]	0:26.39 [7]	0:13.28 [7]	10.49L	0:39.34 +1	
		Kenji Yoshida		2000m	2000m	(0:12.67)	(0:12.95)	(0:13.11)	(0:13.28)			
7	9	SHAMIC	8	60.2	0:12.09	0:52.01 [7]	0:39.73 [6]	0:26.96 [6]	0:13.84 [6]	10.95L	0:39.73 +7	
		Wayne O'Connell		800m	1800m	(0:12.28)	(0:12.77)	(0:13.12)	(0:13.84)			
8	3	BITUNG	4	61.8	0:11.80	0:53.26 [8]	0:40.68 [8]	0:27.76 [8]	0:14.35 [8]	19.78L	0:40.68 +6	
		Corey Bayliss		2000m	2000m	(0:12.58)	(0:12.92)	(0:13.41)	(0:14.35)			

Scratched: Kick And Run (#8)



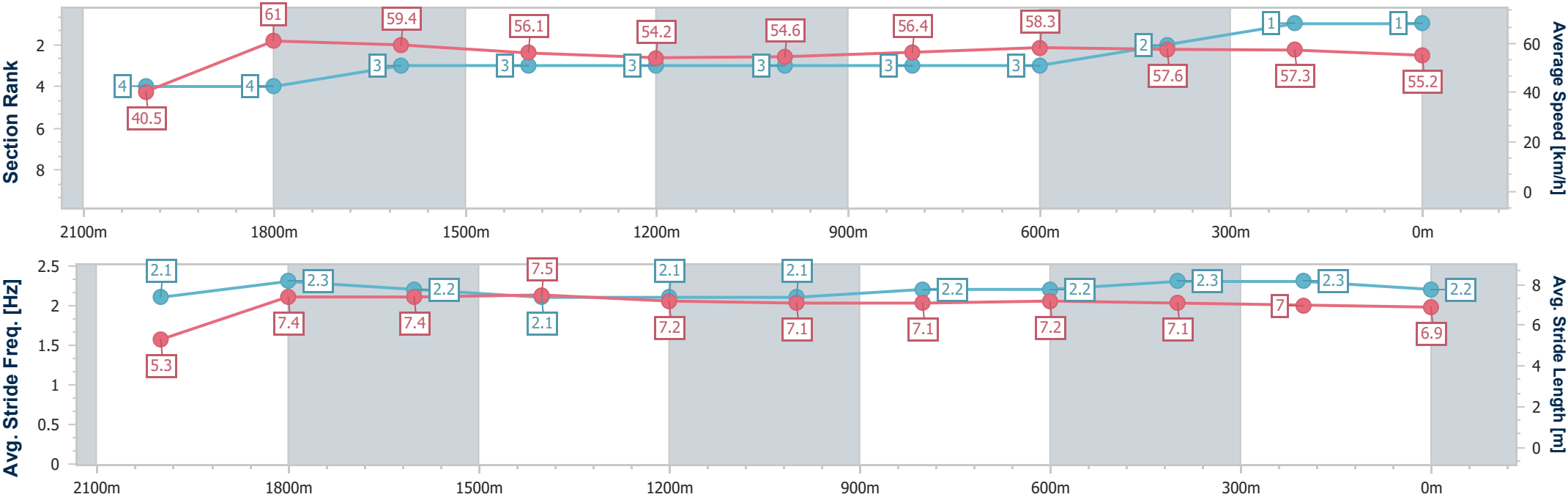
Horse/Jockey Name	Katerini
Final Rank	1
Fastest Section Time (Section)	0:11.76 (2000m)
Top Speed [km/h] (Section)	61.8 (2000m)
Race State	Finished



ToowoombaProfessional  
Race 7: 1EQUINE - FOR THE EQUINE ATHLETE Class 1 Plate - 2150m  
09 August 2025 - 20:51  
Track Rating: Soft 5, Weather: Overcast, Rail Position: +5m Entire



Section	Overall	2000m	1800m	1600m	1400m	1200m	1000m	800m	600m	400m	200m		
Section Times	2:19.89 [1] (0:13.36)	2:06.53 [4] (0:11.76)	1:54.77 [4] (0:11.86)	1:42.91 [3] (0:12.79)	1:30.12 [3] (0:13.32)	1:16.80 [3] (0:13.23)	1:03.57 [3] (0:12.95)	0:50.62 [3] (0:12.46)	0:38.16 [3] (0:12.55)	0:25.61 [2] (0:12.55)	0:13.06 [1] (0:13.06)		
Average Speed [km/h]	40.5	61.0	59.4	56.1	54.2	54.6	56.4	58.3	57.6	57.3	55.2		
Top Speed [km/h]	59.9	61.8	60.4	57.5	55.0	55.3	57.4	59.2	58.1	57.9	55.8		
Avg. Dist. to Rail [m]	3.8	3.5	4.1	1.4	1.1	3.2	3.6	2.5	1.0	0.3	0.5		
Avg. Stride Freq. [Hz]	2.1	2.3	2.2	2.1	2.1	2.1	2.2	2.2	2.3	2.3	2.2		
Avg. Stride Length [m]	5.3	7.4	7.4	7.5	7.2	7.1	7.1	7.2	7.1	7.0	6.9		







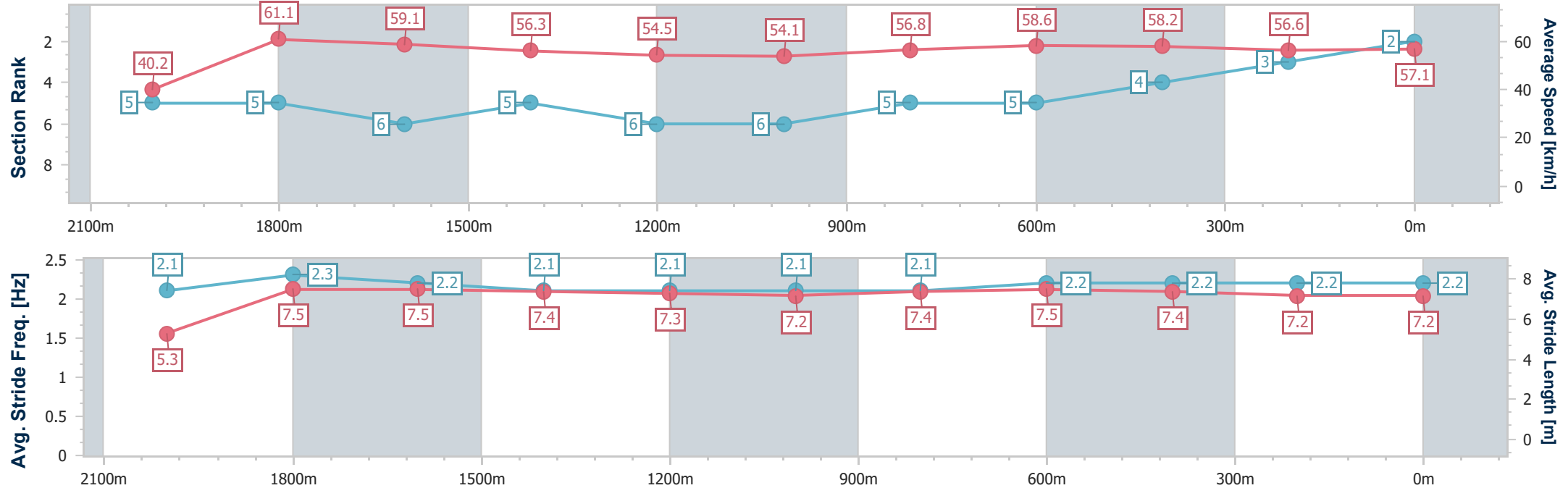
Horse/Jockey Name	Somethin In Orange
Final Rank	2
Fastest Section Time (Section)	0:11.73 (2000m)
Top Speed [km/h] (Section)	61.9 (2000m)
Race State	Finished



ToowoombaProfessional  
Race 7: 1EQUINE - FOR THE EQUINE ATHLETE Class 1 Plate - 2150m  
09 August 2025 - 20:51  
Track Rating: Soft 5, Weather: Overcast, Rail Position: +5m Entire



Section	Overall	2000m	1800m	1600m	1400m	1200m	1000m	800m	600m	400m	200m		
Section Times	2:19.91 [2] (0:13.47)	2:06.44 [5] (0:11.73)	1:54.71 [5] (0:12.14)	1:42.57 [6] (0:12.83)	1:29.74 [5] (0:13.38)	1:16.36 [6] (0:13.35)	1:03.01 [6] (0:12.73)	0:50.28 [5] (0:12.38)	0:37.90 [5] (0:12.51)	0:25.39 [4] (0:12.77)	0:12.62 [3] (0:12.62)		
Average Speed [km/h]	40.2	61.1	59.1	56.3	54.5	54.1	56.8	58.6	58.2	56.6	57.1		
Top Speed [km/h]	59.5	61.9	60.6	58.6	55.7	55.6	58.5	60.1	60.5	57.7	57.5		
Avg. Dist. to Rail [m]	3.1	1.7	1.1	1.7	1.7	2.9	2.1	2.0	2.1	1.4	1.1		
Avg. Stride Freq. [Hz]	2.1	2.3	2.2	2.1	2.1	2.1	2.1	2.2	2.2	2.2	2.2		
Avg. Stride Length [m]	5.3	7.5	7.5	7.4	7.3	7.2	7.4	7.5	7.4	7.2	7.2		





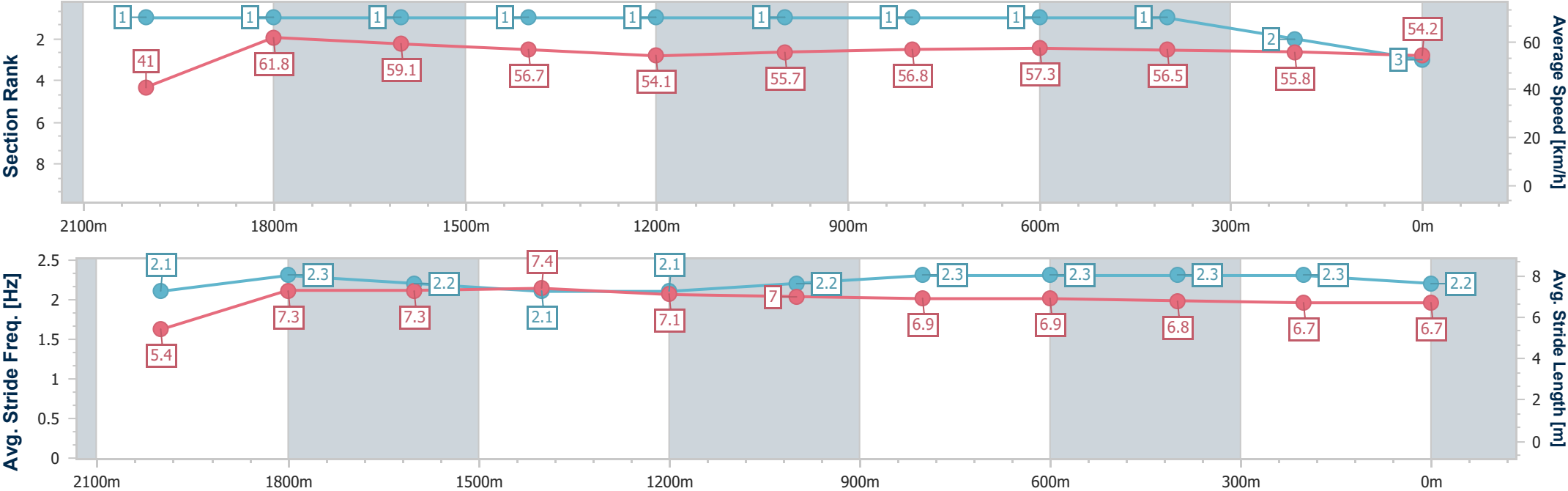
Horse/Jockey Name	Bolero
Final Rank	3
Fastest Section Time (Section)	0:11.62 (2000m)
Top Speed [km/h] (Section)	63.1 (2000m)
Race State	Finished



Toowoomba Professional  
Race 7: 1EQUINE - FOR THE EQUINE ATHLETE Class 1 Plate - 2150m  
09 August 2025 - 20:51  
Track Rating: Soft 5, Weather: Overcast, Rail Position: +5m Entire



Section	Overall	2000m	1800m	1600m	1400m	1200m	1000m	800m	600m	400m	200m		
Section Times	2:20.13 [3] (0:13.21)	2:06.92 [1] (0:11.62)	1:55.30 [1] (0:11.97)	1:43.33 [1] (0:12.69)	1:30.64 [1] (0:13.43)	1:17.21 [1] (0:12.99)	1:04.22 [1] (0:12.85)	0:51.37 [1] (0:12.61)	0:38.76 [1] (0:12.71)	0:26.05 [1] (0:12.80)	0:13.25 [2] (0:13.25)		
Average Speed [km/h]	41.0	61.8	59.1	56.7	54.1	55.7	56.8	57.3	56.5	55.8	54.2		
Top Speed [km/h]	60.1	63.1	60.9	58.3	55.4	57.0	57.8	58.7	57.6	56.2	55.0		
Avg. Dist. to Rail [m]	3.5	2.4	3.2	0.4	1.9	3.6	3.6	1.0	0.8	2.1	1.9		
Avg. Stride Freq. [Hz]	2.1	2.3	2.2	2.1	2.1	2.2	2.3	2.3	2.3	2.3	2.2		
Avg. Stride Length [m]	5.4	7.3	7.3	7.4	7.1	7.0	6.9	6.9	6.8	6.7	6.7		





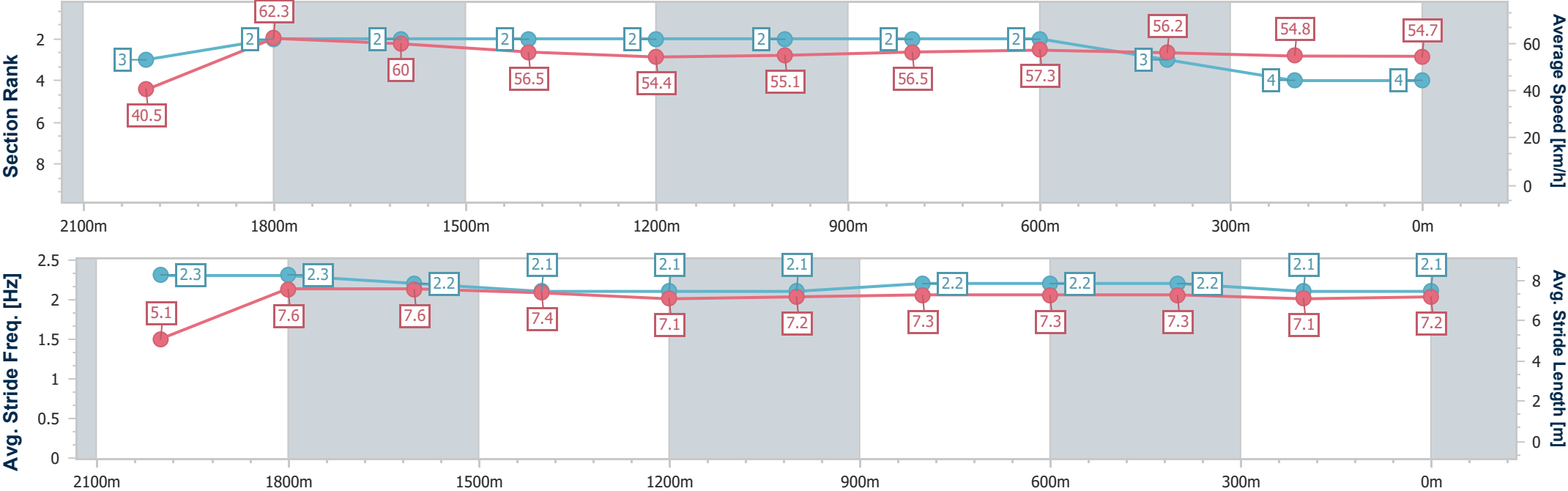
Horse/Jockey Name	O'caldino
Final Rank	4
Fastest Section Time (Section)	0:11.58 (2000m)
Top Speed [km/h] (Section)	63.7 (2000m)
Race State	Finished



ToowoombaProfessional  
Race 7: 1EQUINE - FOR THE EQUINE ATHLETE Class 1 Plate - 2150m  
09 August 2025 - 20:51  
Track Rating: Soft 5, Weather: Overcast, Rail Position: +5m Entire



Section	Overall	2000m	1800m	1600m	1400m	1200m	1000m	800m	600m	400m	200m		
Section Times	2:20.74 [4] (0:13.31)	2:07.43 [3] (0:11.58)	1:55.85 [2] (0:11.96)	1:43.89 [2] (0:12.76)	1:31.13 [2] (0:13.32)	1:17.81 [2] (0:13.11)	1:04.70 [2] (0:12.86)	0:51.84 [2] (0:12.65)	0:39.19 [2] (0:12.87)	0:26.32 [3] (0:13.13)	0:13.19 [4] (0:13.19)		
Average Speed [km/h]	40.5	62.3	60.0	56.5	54.4	55.1	56.5	57.3	56.2	54.8	54.7		
Top Speed [km/h]	61.1	63.7	62.1	58.0	55.9	57.1	57.0	57.9	57.4	55.3	55.0		
Avg. Dist. to Rail [m]	5.4	0.8	0.8	0.6	1.4	3.1	2.8	1.8	0.7	0.4	0.9		
Avg. Stride Freq. [Hz]	2.3	2.3	2.2	2.1	2.1	2.1	2.2	2.2	2.2	2.1	2.1		
Avg. Stride Length [m]	5.1	7.6	7.6	7.4	7.1	7.2	7.3	7.3	7.3	7.1	7.2		





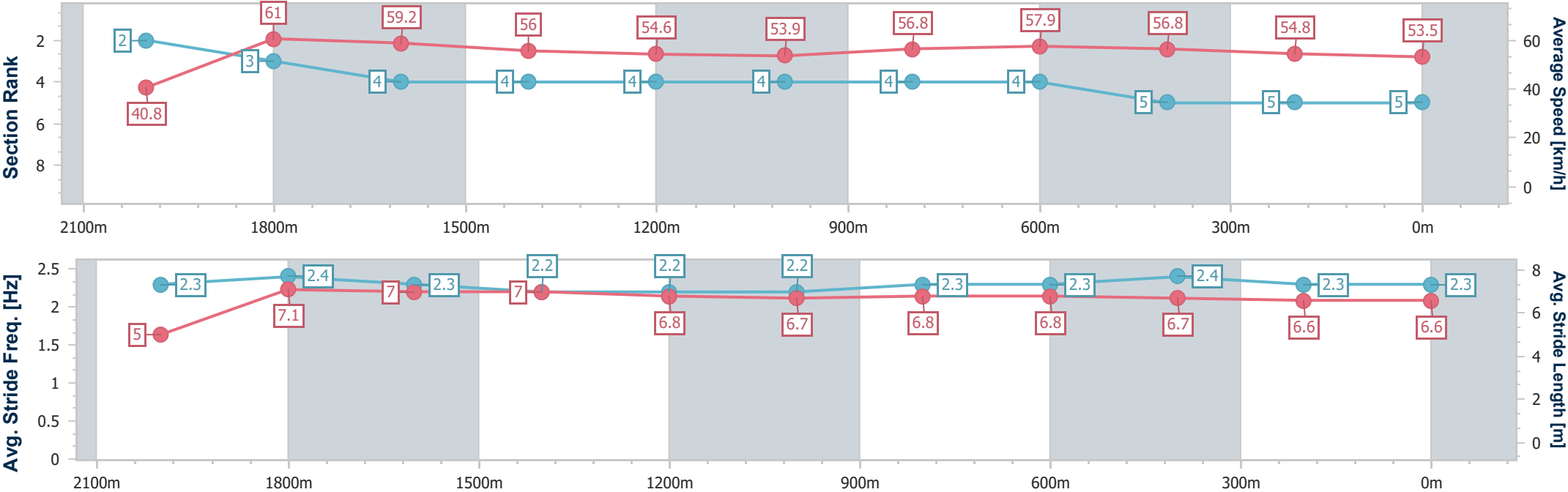
Horse/Jockey Name	Bambino Di Vino
Final Rank	5
Fastest Section Time (Section)	0:11.75 (2000m)
Top Speed [km/h] (Section)	62.3 (2000m)
Race State	Finished



Toowoomba Professional  
Race 7: 1EQUINE - FOR THE EQUINE ATHLETE Class 1 Plate - 2150m  
09 August 2025 - 20:51  
Track Rating: Soft 5, Weather: Overcast, Rail Position: +5m Entire



Section	Overall	2000m	1800m	1600m	1400m	1200m	1000m	800m	600m	400m	200m		
Section Times	2:21.29 [5] (0:13.27)	2:08.02 [2] (0:11.75)	1:56.27 [3] (0:12.07)	1:44.20 [4] (0:12.78)	1:31.42 [4] (0:13.31)	1:18.11 [4] (0:13.40)	1:04.71 [4] (0:12.90)	0:51.81 [4] (0:12.52)	0:39.29 [4] (0:12.74)	0:26.55 [5] (0:13.09)	0:13.46 [5] (0:13.46)		
Average Speed [km/h]	40.8	61.0	59.2	56.0	54.6	53.9	56.8	57.9	56.8	54.8	53.5		
Top Speed [km/h]	59.8	62.3	61.1	57.1	55.2	55.5	57.9	58.3	58.3	55.6	53.6		
Avg. Dist. to Rail [m]	4.1	1.3	2.4	0.5	1.6	4.2	4.1	2.6	0.8	1.3	1.9		
Avg. Stride Freq. [Hz]	2.3	2.4	2.3	2.2	2.2	2.2	2.3	2.3	2.4	2.3	2.3		
Avg. Stride Length [m]	5.0	7.1	7.0	7.0	6.8	6.7	6.8	6.8	6.7	6.6	6.6		





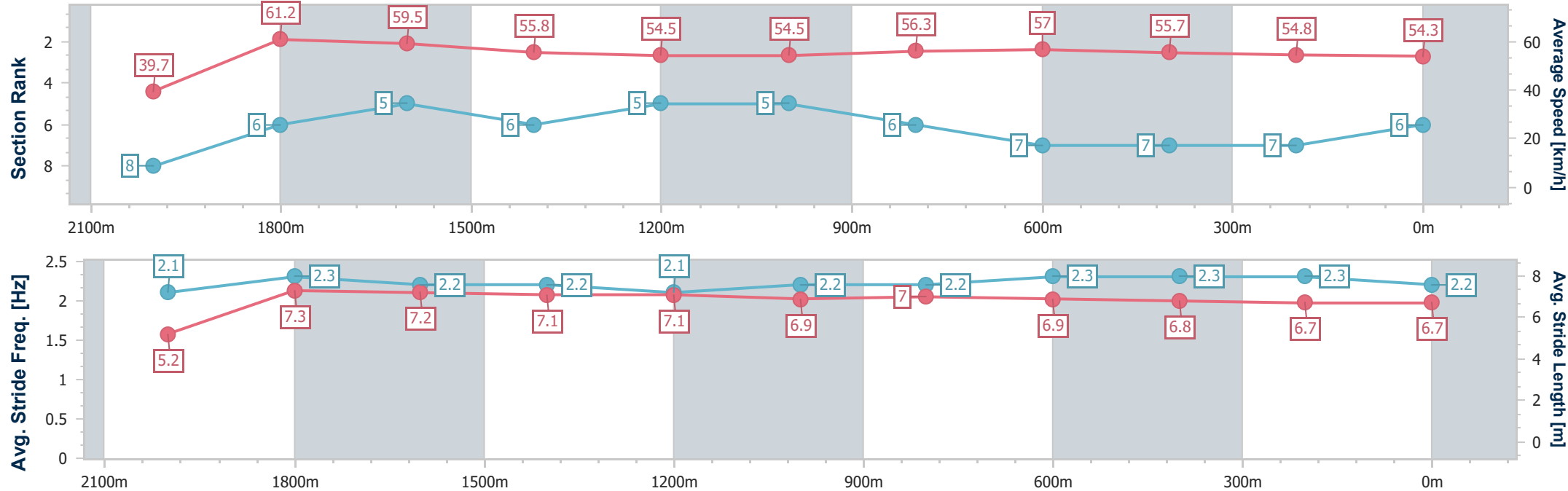
Horse/Jockey Name	Lilica Ebet
Final Rank	6
Fastest Section Time (Section)	0:11.73 (2000m)
Top Speed [km/h] (Section)	62.2 (2000m)
Race State	Finished



Toowoomba Professional  
Race 7: 1EQUINE - FOR THE EQUINE ATHLETE Class 1 Plate -  
2150m  
09 August 2025 - 20:51  
Track Rating: Soft 5, Weather: Overcast, Rail Position: +5m Entire



Section	Overall	2000m	1800m	1600m	1400m	1200m	1000m	800m	600m	400m	200m		
Section Times	2:21.67 [6] (0:13.61)	2:08.06 [8] (0:11.73)	1:56.33 [6] (0:11.97)	1:44.36 [5] (0:12.90)	1:31.46 [6] (0:13.32)	1:18.14 [5] (0:13.22)	1:04.92 [5] (0:12.91)	0:52.01 [6] (0:12.67)	0:39.34 [7] (0:12.95)	0:26.39 [7] (0:13.11)	0:13.28 [7] (0:13.28)		
Average Speed [km/h]	39.7	61.2	59.5	55.8	54.5	54.5	56.3	57.0	55.7	54.8	54.3		
Top Speed [km/h]	59.6	62.2	60.8	58.9	55.1	56.7	57.0	57.5	57.4	56.0	55.4		
Avg. Dist. to Rail [m]	3.0	1.0	1.6	0.2	1.0	2.5	2.5	1.2	0.5	0.9	1.3		
Avg. Stride Freq. [Hz]	2.1	2.3	2.2	2.2	2.1	2.2	2.2	2.3	2.3	2.3	2.2		
Avg. Stride Length [m]	5.2	7.3	7.2	7.1	7.1	6.9	7.0	6.9	6.8	6.7	6.7		





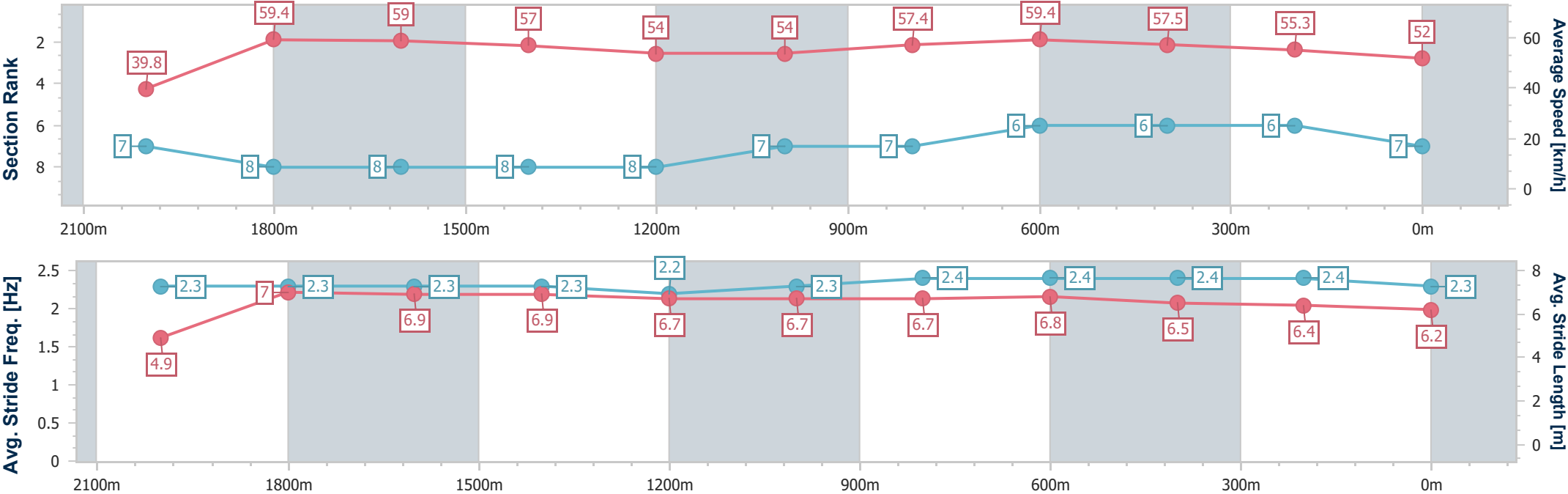
Horse/Jockey Name	Shamic
Final Rank	7
Fastest Section Time (Section)	0:12.09 (1800m)
Top Speed [km/h] (Section)	60.2 (800m)
Race State	Finished



Toowoomba Professional  
Race 7: 1EQUINE - FOR THE EQUINE ATHLETE Class 1 Plate - 2150m  
09 August 2025 - 20:51  
Track Rating: Soft 5, Weather: Overcast, Rail Position: +5m Entire



Section	Overall	2000m	1800m	1600m	1400m	1200m	1000m	800m	600m	400m	200m		
Section Times	2:21.75 [7] (0:13.59)	2:08.16 [7] (0:12.10)	1:56.06 [8] (0:12.09)	1:43.97 [8] (0:12.62)	1:31.35 [8] (0:13.43)	1:17.92 [8] (0:13.35)	1:04.57 [7] (0:12.56)	0:52.01 [7] (0:12.28)	0:39.73 [6] (0:12.77)	0:26.96 [6] (0:13.12)	0:13.84 [6] (0:13.84)		
Average Speed [km/h]	39.8	59.4	59.0	57.0	54.0	54.0	57.4	59.4	57.5	55.3	52.0		
Top Speed [km/h]	58.4	60.2	60.2	60.2	55.4	56.6	58.3	60.2	59.8	56.0	54.8		
Avg. Dist. to Rail [m]	8.2	1.3	1.9	0.5	1.1	1.5	0.9	3.8	3.6	2.8	3.5		
Avg. Stride Freq. [Hz]	2.3	2.3	2.3	2.3	2.2	2.3	2.4	2.4	2.4	2.4	2.3		
Avg. Stride Length [m]	4.9	7.0	6.9	6.9	6.7	6.7	6.7	6.8	6.5	6.4	6.2		





Horse/Jockey Name	Bitung
Final Rank	8
Fastest Section Time (Section)	0:11.80 (2000m)
Top Speed [km/h] (Section)	61.8 (2000m)
Race State	Finished



ToowoombaProfessional  
Race 7: 1EQUINE - FOR THE EQUINE ATHLETE Class 1 Plate - 2150m  
09 August 2025 - 20:51  
Track Rating: Soft 5, Weather: Overcast, Rail Position: +5m Entire



Section	Overall	2000m	1800m	1600m	1400m	1200m	1000m	800m	600m	400m	200m		
Section Times	2:23.25 [8] (0:13.57)	2:09.68 [6] (0:11.80)	1:57.88 [7] (0:12.22)	1:45.66 [7] (0:12.75)	1:32.91 [7] (0:13.45)	1:19.46 [7] (0:13.42)	1:06.04 [8] (0:12.78)	0:53.26 [8] (0:12.58)	0:40.68 [8] (0:12.92)	0:27.76 [8] (0:13.41)	0:14.35 [8] (0:14.35)		
Average Speed [km/h]	40.0	60.8	58.7	56.6	54.2	53.7	57.1	57.7	56.1	53.5	50.2		
Top Speed [km/h]	60.2	61.8	60.7	59.6	55.9	55.6	58.3	58.6	58.6	54.6	54.3		
Avg. Dist. to Rail [m]	4.1	0.4	1.2	1.3	2.3	3.2	2.7	2.9	1.4	0.8	0.3		
Avg. Stride Freq. [Hz]	2.2	2.2	2.1	2.1	2.1	2.1	2.2	2.2	2.2	2.2	2.1		
Avg. Stride Length [m]	5.1	7.6	7.7	7.5	7.4	7.2	7.3	7.2	7.0	6.8	6.7		

