



# MackayProfessional

## Race 1: Ladbrokes Odds Surge Maiden Handicap - 1300m

12 August 2025 - 12:53



MACKAY TURF CLUB  
Ooralea Racecourse

Track Rating: Good 3, Weather: Overcast, Rail Position: +2.5m Entire

Section						Overall	1200m	1000m	800m	600m	400m	Last 600m	
Field Times						1:18.78 (0:08.52)	1:10.26 (0:10.91)	0:59.35 (0:11.12)	0:48.23 (0:11.87)	0:36.36 (0:11.92)	0:24.44 (0:12.02)	0:36.36	
Rank	TAB	Horse/Jockey	Barrier	Top Speed [km/h]	Fastest Section								Distance Travelled [m]
1	9	TORERA	2	66.4	0:08.61	1:18.78 [1]	1:10.17 [3]	0:58.98 [3]	0:47.73 [3]	0:36.19 [2]	0:24.28 [2]	0:36.19	
		Jason Taylor		1200m	Overall	(0:08.61)	(0:11.19)	(0:11.25)	(0:11.54)	(0:11.91)	(0:11.88)		
2	6	MISS COMANECI	7	65.3	0:08.63	1:18.81 [2]	1:10.18 [4]	0:58.75 [6]	0:47.56 [4]	0:36.07 [4]	0:24.12 [3]	0:36.07 -2	
		Adam Sewell		1000m	Overall	(0:08.63)	(0:11.43)	(0:11.19)	(0:11.49)	(0:11.95)	(0:11.82)		
3	11	CHIARO DI LUNA	4	67.3	0:08.52	1:18.93 [3]	1:10.41 [1]	0:59.50 [1]	0:48.38 [1]	0:36.51 [1]	0:24.59 [1]	0:36.51 -2	
		Chris McIver		1200m	Overall	(0:08.52)	(0:10.91)	(0:11.12)	(0:11.87)	(0:11.92)	(0:12.02)		
4	10	ARIK LAD	5	65.8	0:08.77	1:18.96 [4]	1:10.19 [7]	0:58.74 [8]	0:47.55 [7]	0:35.98 [7]	0:23.92 [7]	0:35.98 +4	
		Sean Cormack		1000m	Overall	(0:08.77)	(0:11.45)	(0:11.19)	(0:11.57)	(0:12.06)	(0:11.84)		
5	3	RUM RUNNER	1	66.2	0:08.60	1:18.98 [5]	1:10.38 [2]	0:59.34 [2]	0:48.13 [2]	0:36.31 [3]	0:24.26 [4]	0:36.31 -4	
		Raul Silvera Olivera		1000m	Overall	(0:08.60)	(0:11.04)	(0:11.21)	(0:11.82)	(0:12.05)	(0:11.81)		
6	7	ONLY ONE LOOK	3	65.8	0:08.98	1:18.98 [6]	1:10.00 [9]	0:58.87 [7]	0:47.67 [6]	0:36.08 [5]	0:24.18 [5]	0:36.08 -4	
		Tahlia Fenlon		1200m	Overall	(0:08.98)	(0:11.13)	(0:11.20)	(0:11.59)	(0:11.90)	(0:11.90)		
7	2	EXTREMELY FRILLY	9	66.2	0:08.91	1:19.02 [7]	1:10.11 [8]	0:58.66 [9]	0:47.56 [8]	0:35.86 [8]	0:23.80 [9]	0:35.86 -1	
		Samantha Pointon		1000m	Overall	(0:08.91)	(0:11.45)	(0:11.10)	(0:11.70)	(0:12.06)	(0:11.62)		
8	4	STRAZ DANZ	10	66.4	0:08.69	1:19.45 [8]	1:10.76 [5]	0:59.42 [4]	0:48.19 [5]	0:36.51 [6]	0:24.51 [6]	0:36.51 +4	
		Adam Spinks		1000m	Overall	(0:08.69)	(0:11.34)	(0:11.23)	(0:11.68)	(0:12.00)	(0:11.92)		
9	8	CHECK ONE TWO	8	66.1	0:08.69	1:20.55 [9]	1:11.86 [6]	1:00.51 [5]	0:49.06 [9]	0:37.37 [9]	0:25.49 [8]	0:37.37 -5	
		Amy Graham		1200m	Overall	(0:08.69)	(0:11.35)	(0:11.45)	(0:11.69)	(0:11.88)	(0:12.24)		
10	5	GONCALO	6	65.9	0:09.10	1:21.63 [10]	1:12.53 [10]	1:00.92 [10]	0:49.72 [10]	0:38.06 [10]	0:25.86 [10]	0:38.06 -3	
		Leah Martyn		1000m	Overall	(0:09.10)	(0:11.61)	(0:11.20)	(0:11.66)	(0:12.20)	(0:12.52)		

Scratched: Gee Up (#1)

Report Created: Tue 12 August 2025 13:25 GMT+1 (Note: Timing is based on position data)

Page 1/12

[ ] Ranking at each section and finish  
-:-:- No data available at this section  
NA No data available

SCN Saddle cloth number  
DNF Did not finish  
DNT Did not track

data processed by  TRIPLESDATA



# MackayProfessional

## Race 1: Ladbrokes Odds Surge Maiden Handicap - 1300m

12 August 2025 - 12:53



MACKAY TURF CLUB  
Ooralea Racecourse

Track Rating: Good 3, Weather: Overcast, Rail Position: +2.5m Entire

Section Field Times				200m 0:12.42 (0:12.42)		Last 600m 0:36.36			
Rank	TAB	Horse/Jockey	Barrier	Top Speed [km/h]	Fastest Section	Margin			Distance Travelled [m]
1	9	TORERA	2	66.4	0:08.61	0:12.40 [2]	1:18.78		0:36.19
		Jason Taylor		1200m	Overall	(0:12.40)			
2	6	MISS COMANECI	7	65.3	0:08.63	0:12.30 [3]	0.17L		0:36.07 -2
		Adam Sewell		1000m	Overall	(0:12.30)			
3	11	CHIARO DI LUNA	4	67.3	0:08.52	0:12.57 [1]	0.87L		0:36.51 -2
		Chris McIver		1200m	Overall	(0:12.57)			
4	10	ARIK LAD	5	65.8	0:08.77	0:12.08 [8]	1.09L		0:35.98 +4
		Sean Cormack		1000m	Overall	(0:12.08)			
5	3	RUM RUNNER	1	66.2	0:08.60	0:12.45 [4]	1.18L		0:36.31 -4
		Raul Silvera Olivera		1000m	Overall	(0:12.45)			
6	7	ONLY ONE LOOK	3	65.8	0:08.98	0:12.28 [5]	1.19L		0:36.08 -4
		Tahlia Fenlon		1200m	Overall	(0:12.28)			
7	2	EXTREMELY FRILLY	9	66.2	0:08.91	0:12.18 [6]	1.41L		0:35.86 -1
		Samantha Pointon		1000m	Overall	(0:12.18)			
8	4	STRAZ DANZ	10	66.4	0:08.69	0:12.59 [7]	3.96L		0:36.51 +4
		Adam Spinks		1000m	Overall	(0:12.59)			
9	8	CHECK ONE TWO	8	66.1	0:08.69	0:13.25 [9]	10.44L		0:37.37 -5
		Amy Graham		1200m	Overall	(0:13.25)			
10	5	GONCALO	6	65.9	0:09.10	0:13.34 [10]	16.76L		0:38.06 -3
		Leah Martyn		1000m	Overall	(0:13.34)			

Scratched: Gee Up (#1)

Report Created: Tue 12 August 2025 13:25 GMT+1 (Note: Timing is based on position data)

Page 2/12

[ ] Ranking at each section and finish  
-:-:- No data available at this section  
NA No data available

SCN Saddle cloth number  
DNF Did not finish  
DNT Did not track

data processed by  TRIPLESDATA



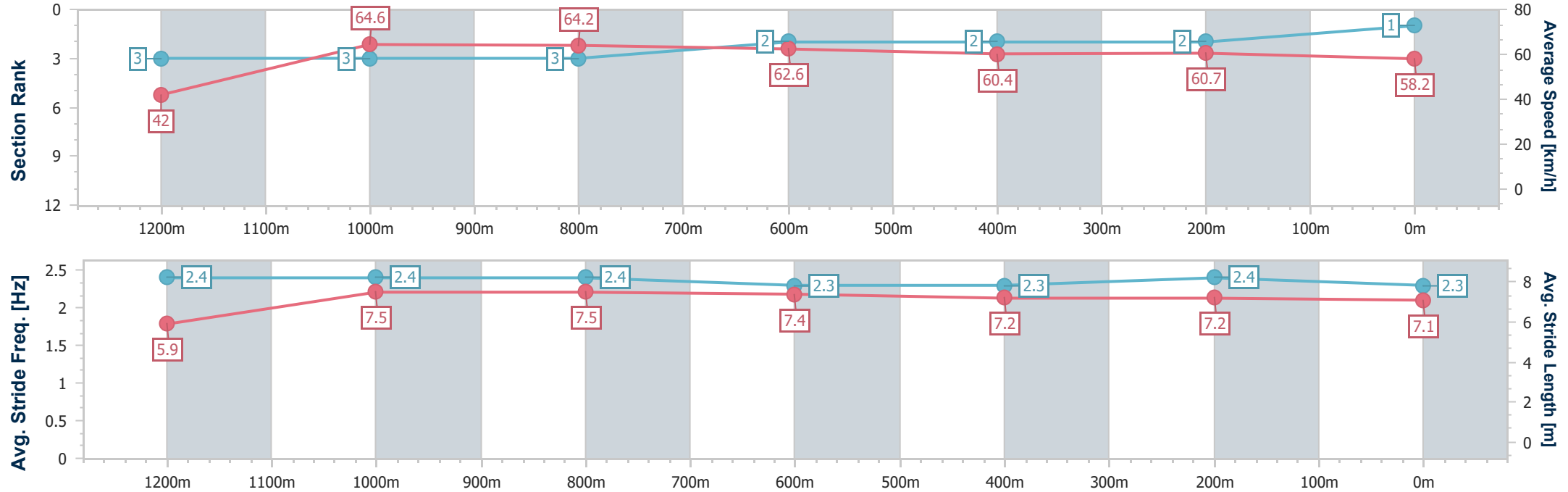
Horse/Jockey Name	Torera
Final Rank	1
Fastest Section Time (Section)	0:08.61 (Overall)
Top Speed [km/h] (Section)	66.4 (1200m)
Race State	Finished



MackayProfessional  
Race 1: Ladbrokes Odds Surge Maiden Handicap - 1300m  
12 August 2025 - 12:53  
Track Rating: Good 3, Weather: Overcast, Rail Position: +2.5m Entire



Section	Overall	1200m	1000m	800m	600m	400m	200m						
Section Times	1:18.78 [1] (0:08.61)	1:10.17 [3] (0:11.19)	0:58.98 [3] (0:11.25)	0:47.73 [3] (0:11.54)	0:36.19 [2] (0:11.91)	0:24.28 [2] (0:11.88)	0:12.40 [2] (0:12.40)						
Average Speed [km/h]	42.0	64.6	64.2	62.6	60.4	60.7	58.2						
Top Speed [km/h]	62.5	66.4	65.5	63.9	62.1	62.2	60.8						
Avg. Dist. to Rail [m]	3.6	1.7	1.0	1.1	0.4	3.0	3.3						
Avg. Stride Freq. [Hz]	2.4	2.4	2.4	2.3	2.3	2.4	2.3						
Avg. Stride Length [m]	5.9	7.5	7.5	7.4	7.2	7.2	7.1						





Horse/Jockey Name	Miss Comaneci
Final Rank	2
Fastest Section Time (Section)	0:08.63 (Overall)
Top Speed [km/h] (Section)	65.3 (1000m)
Race State	Finished



MackayProfessional

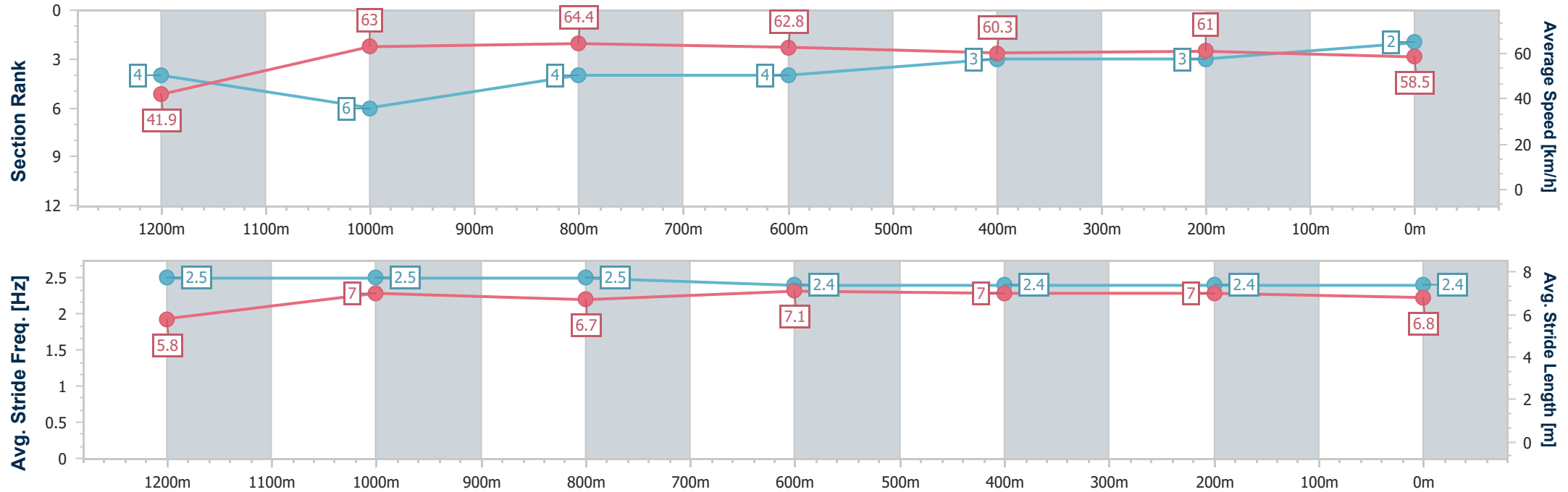
Race 1: Ladbrokes Odds Surge Maiden Handicap - 1300m

12 August 2025 - 12:53

Track Rating: Good 3, Weather: Overcast, Rail Position: +2.5m Entire



Section	Overall	1200m	1000m	800m	600m	400m	200m						
Section Times	1:18.81 [2] (0:08.63)	1:10.18 [4] (0:11.43)	0:58.75 [6] (0:11.19)	0:47.56 [4] (0:11.49)	0:36.07 [4] (0:11.95)	0:24.12 [3] (0:11.82)	0:12.30 [3] (0:12.30)						
Average Speed [km/h]	41.9	63.0	64.4	62.8	60.3	61.0	58.5						
Top Speed [km/h]	62.1	64.7	65.3	63.7	61.2	61.8	60.5						
Avg. Dist. to Rail [m]	6.7	1.8	0.3	0.4	0.6	3.7	5.7						
Avg. Stride Freq. [Hz]	2.5	2.5	2.5	2.4	2.4	2.4	2.4						
Avg. Stride Length [m]	5.8	7.0	6.7	7.1	7.0	7.0	6.8						







Horse/Jockey Name	Chiaro Di Luna
Final Rank	3
Fastest Section Time (Section)	0:08.52 (Overall)
Top Speed [km/h] (Section)	67.3 (1200m)
Race State	Finished



MackayProfessional

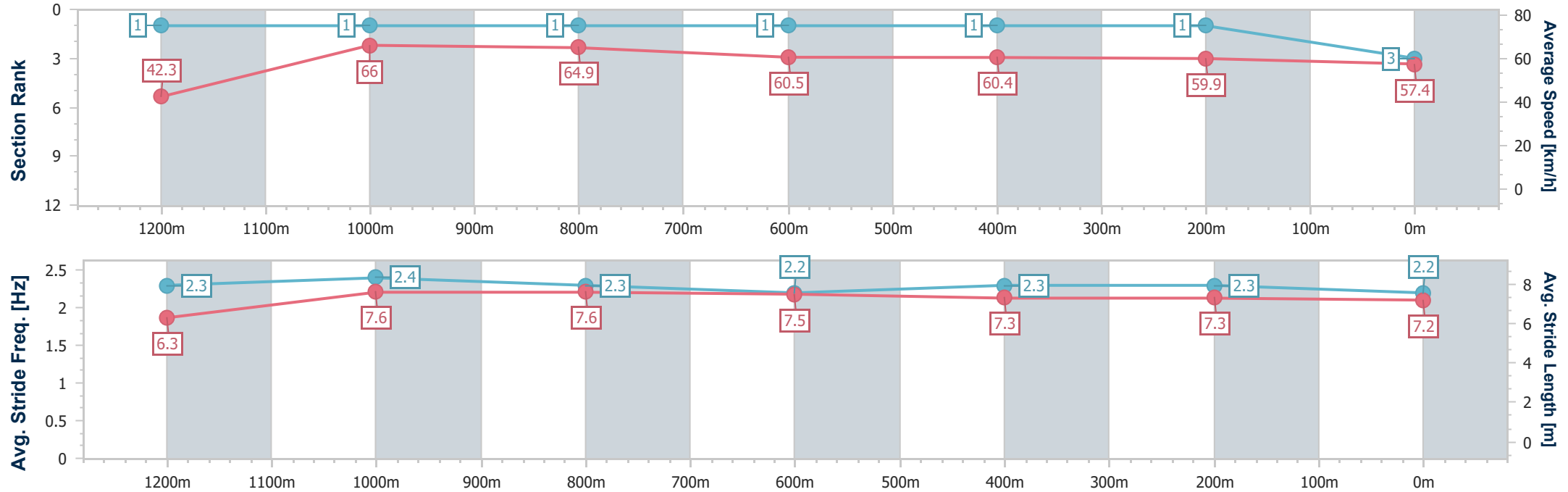
Race 1: Ladbrokes Odds Surge Maiden Handicap - 1300m

12 August 2025 - 12:53

Track Rating: Good 3, Weather: Overcast, Rail Position: +2.5m Entire



Section	Overall	1200m	1000m	800m	600m	400m	200m						
Section Times	1:18.93 [3] (0:08.52)	1:10.41 [1] (0:10.91)	0:59.50 [1] (0:11.12)	0:48.38 [1] (0:11.87)	0:36.51 [1] (0:11.92)	0:24.59 [1] (0:12.02)	0:12.57 [1] (0:12.57)						
Average Speed [km/h]	42.3	66.0	64.9	60.5	60.4	59.9	57.4						
Top Speed [km/h]	63.3	67.3	66.8	62.1	60.7	60.3	60.1						
Avg. Dist. to Rail [m]	5.6	1.3	0.2	0.4	0.4	1.6	2.0						
Avg. Stride Freq. [Hz]	2.3	2.4	2.3	2.2	2.3	2.3	2.2						
Avg. Stride Length [m]	6.3	7.6	7.6	7.5	7.3	7.3	7.2						





Horse/Jockey Name	Arik Lad
Final Rank	4
Fastest Section Time (Section)	0:08.77 (Overall)
Top Speed [km/h] (Section)	65.8 (1000m)
Race State	Finished



MackayProfessional

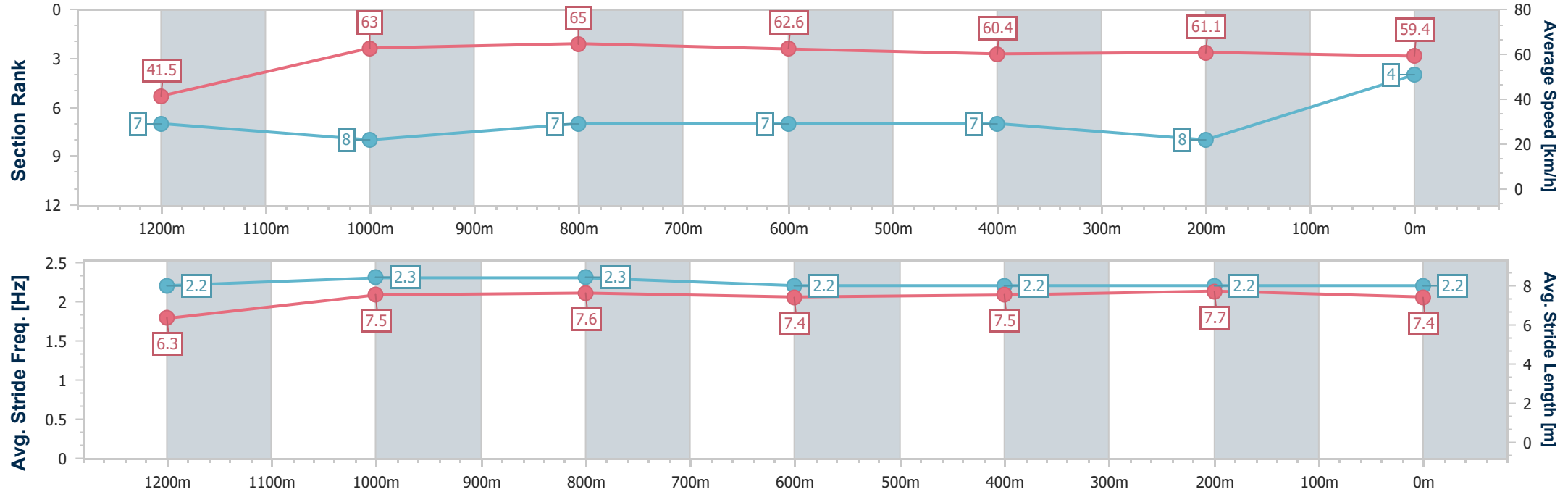
Race 1: Ladbrokes Odds Surge Maiden Handicap - 1300m

12 August 2025 - 12:53

Track Rating: Good 3, Weather: Overcast, Rail Position: +2.5m Entire



Section	Overall	1200m	1000m	800m	600m	400m	200m						
Section Times	1:18.96 [4] (0:08.77)	1:10.19 [7] (0:11.45)	0:58.74 [8] (0:11.19)	0:47.55 [7] (0:11.57)	0:35.98 [7] (0:12.06)	0:23.92 [7] (0:11.84)	0:12.08 [8] (0:12.08)						
Average Speed [km/h]	41.5	63.0	65.0	62.6	60.4	61.1	59.4						
Top Speed [km/h]	62.0	64.0	65.8	63.4	62.2	61.5	61.3						
Avg. Dist. to Rail [m]	6.5	3.5	2.8	2.5	1.3	3.7	6.0						
Avg. Stride Freq. [Hz]	2.2	2.3	2.3	2.2	2.2	2.2	2.2						
Avg. Stride Length [m]	6.3	7.5	7.6	7.4	7.5	7.7	7.4						





Horse/Jockey Name	Rum Runner
Final Rank	5
Fastest Section Time (Section)	0:08.60 (Overall)
Top Speed [km/h] (Section)	66.2 (1000m)
Race State	Finished



MackayProfessional

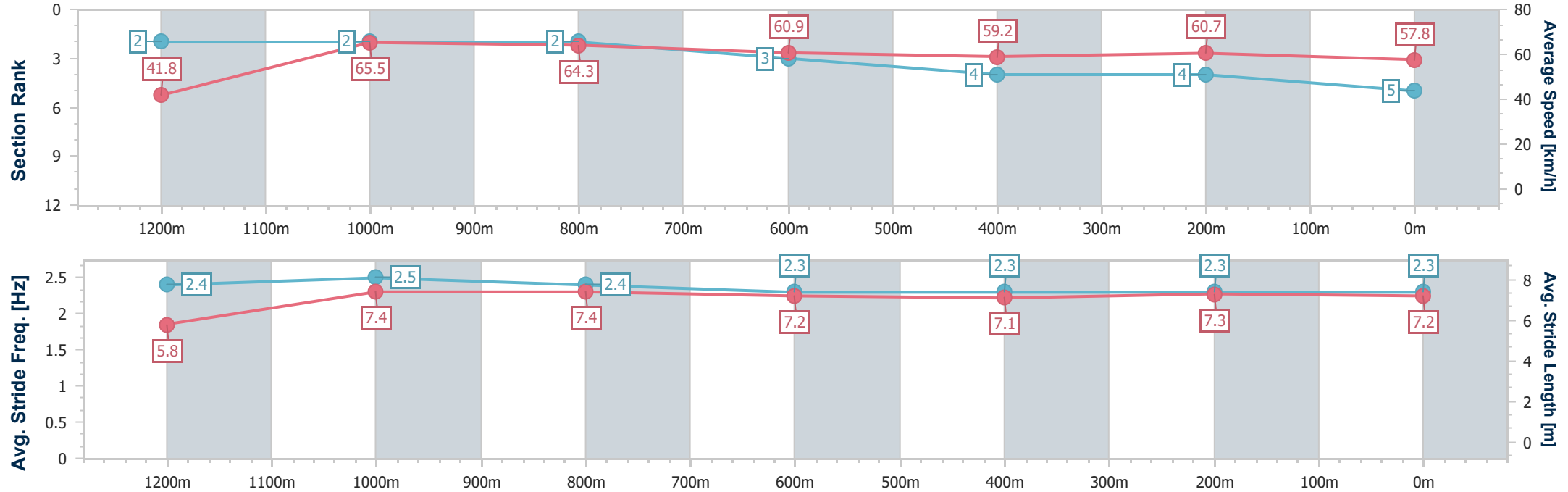
Race 1: Ladbrokes Odds Surge Maiden Handicap - 1300m

12 August 2025 - 12:53

Track Rating: Good 3, Weather: Overcast, Rail Position: +2.5m Entire



Section	Overall	1200m	1000m	800m	600m	400m	200m						
Section Times	1:18.98 [5] (0:08.60)	1:10.38 [2] (0:11.04)	0:59.34 [2] (0:11.21)	0:48.13 [2] (0:11.82)	0:36.31 [3] (0:12.05)	0:24.26 [4] (0:11.81)	0:12.45 [4] (0:12.45)						
Average Speed [km/h]	41.8	65.5	64.3	60.9	59.2	60.7	57.8						
Top Speed [km/h]	63.0	66.2	66.2	63.0	59.8	61.6	60.0						
Avg. Dist. to Rail [m]	2.0	0.4	0.2	0.2	0.9	1.1	1.4						
Avg. Stride Freq. [Hz]	2.4	2.5	2.4	2.3	2.3	2.3	2.3						
Avg. Stride Length [m]	5.8	7.4	7.4	7.2	7.1	7.3	7.2						





Horse/Jockey Name	Only One Look
Final Rank	6
Fastest Section Time (Section)	0:08.98 (Overall)
Top Speed [km/h] (Section)	65.8 (1200m)
Race State	Finished



MackayProfessional

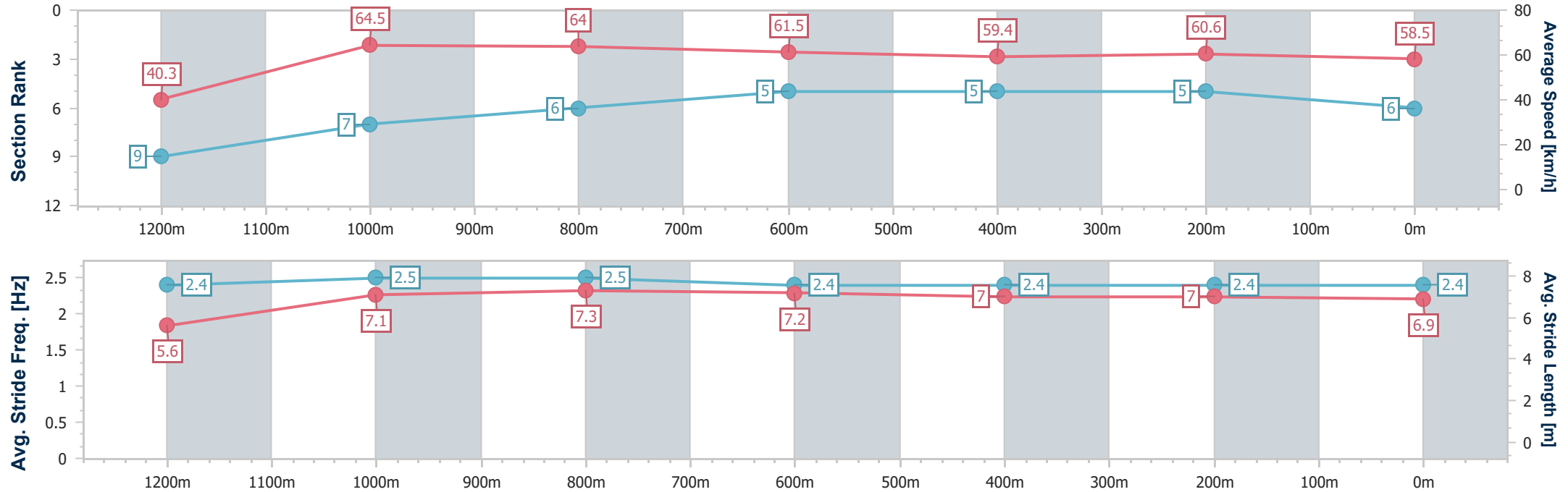
Race 1: Ladbrokes Odds Surge Maiden Handicap - 1300m

12 August 2025 - 12:53

Track Rating: Good 3, Weather: Overcast, Rail Position: +2.5m Entire



Section	Overall	1200m	1000m	800m	600m	400m	200m						
Section Times	1:18.98 [6] (0:08.98)	1:10.00 [9] (0:11.13)	0:58.87 [7] (0:11.20)	0:47.67 [6] (0:11.59)	0:36.08 [5] (0:11.90)	0:24.18 [5] (0:11.90)	0:12.28 [5] (0:12.28)						
Average Speed [km/h]	40.3	64.5	64.0	61.5	59.4	60.6	58.5						
Top Speed [km/h]	61.7	65.8	64.7	63.1	60.9	62.1	60.2						
Avg. Dist. to Rail [m]	3.1	0.8	2.3	2.5	2.2	2.5	3.8						
Avg. Stride Freq. [Hz]	2.4	2.5	2.5	2.4	2.4	2.4	2.4						
Avg. Stride Length [m]	5.6	7.1	7.3	7.2	7.0	7.0	6.9						





Horse/Jockey Name	Extremely Frilly
Final Rank	7
Fastest Section Time (Section)	0:08.91 (Overall)
Top Speed [km/h] (Section)	66.2 (1000m)
Race State	Finished



MackayProfessional

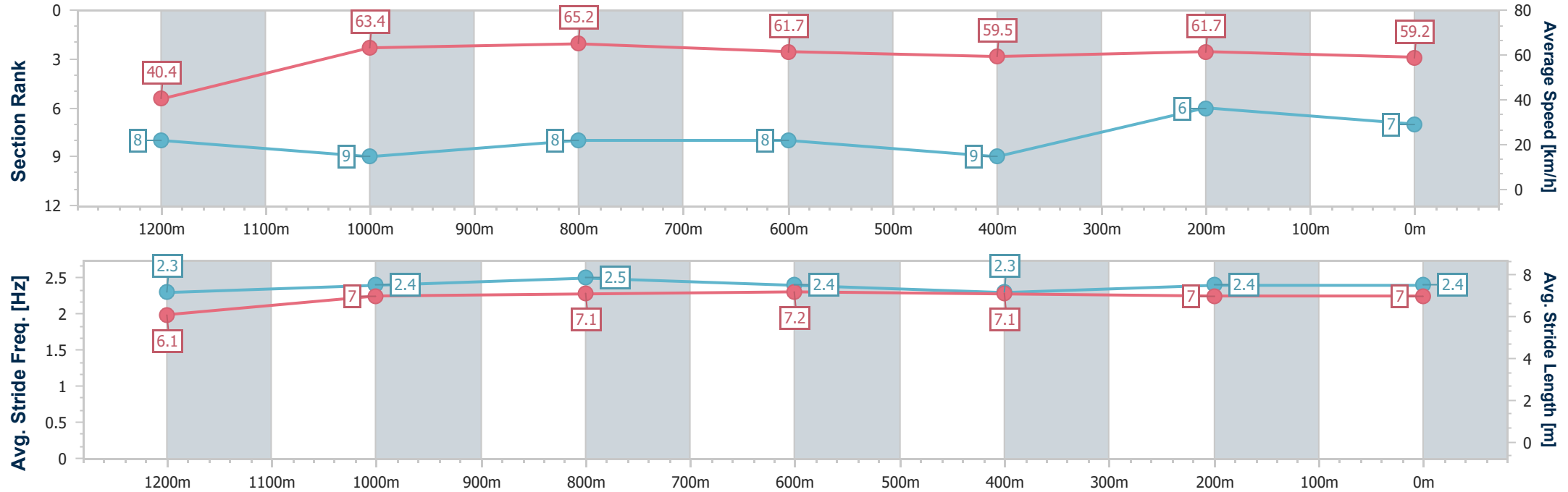
Race 1: Ladbrokes Odds Surge Maiden Handicap - 1300m

12 August 2025 - 12:53

Track Rating: Good 3, Weather: Overcast, Rail Position: +2.5m Entire



Section	Overall	1200m	1000m	800m	600m	400m	200m						
Section Times	1:19.02 [7] (0:08.91)	1:10.11 [8] (0:11.45)	0:58.66 [9] (0:11.10)	0:47.56 [8] (0:11.70)	0:35.86 [8] (0:12.06)	0:23.80 [9] (0:11.62)	0:12.18 [6] (0:12.18)						
Average Speed [km/h]	40.4	63.4	65.2	61.7	59.5	61.7	59.2						
Top Speed [km/h]	59.6	66.0	66.2	63.2	61.2	62.3	61.6						
Avg. Dist. to Rail [m]	9.6	4.0	1.7	1.2	0.9	1.2	1.1						
Avg. Stride Freq. [Hz]	2.3	2.4	2.5	2.4	2.3	2.4	2.4						
Avg. Stride Length [m]	6.1	7.0	7.1	7.2	7.1	7.0	7.0						





Horse/Jockey Name	Straz Danz
Final Rank	8
Fastest Section Time (Section)	0:08.69 (Overall)
Top Speed [km/h] (Section)	66.4 (1000m)
Race State	Finished



MackayProfessional

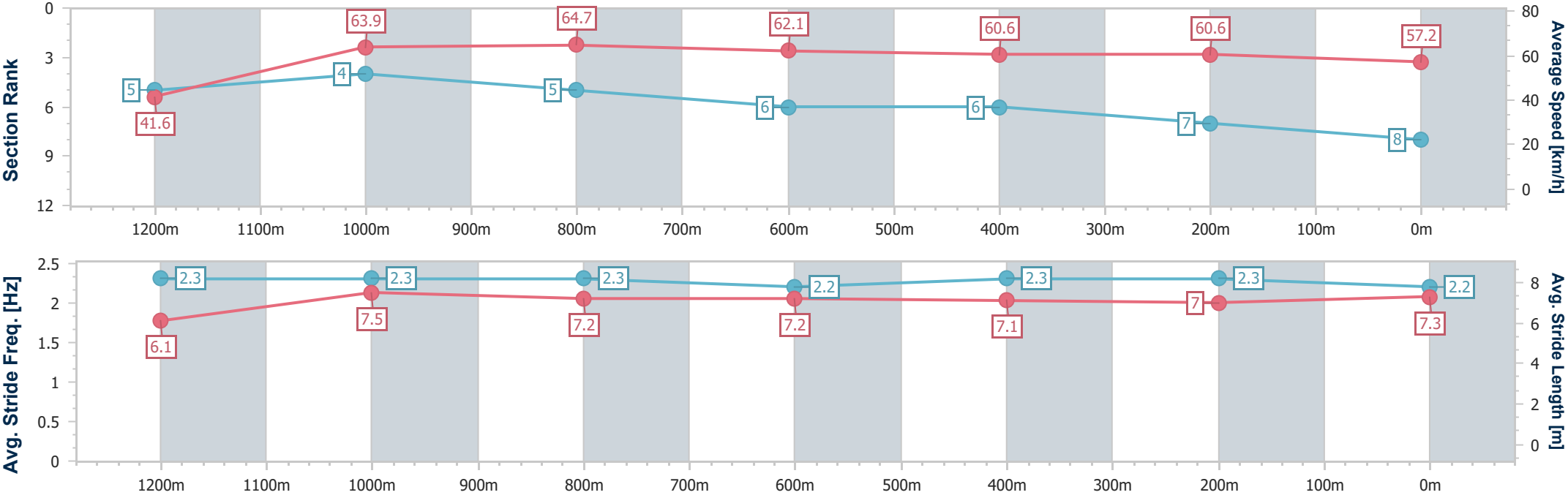
Race 1: Ladbrokes Odds Surge Maiden Handicap - 1300m

12 August 2025 - 12:53

Track Rating: Good 3, Weather: Overcast, Rail Position: +2.5m Entire



Section	Overall	1200m	1000m	800m	600m	400m	200m						
Section Times	1:19.45 [8] (0:08.69)	1:10.76 [5] (0:11.34)	0:59.42 [4] (0:11.23)	0:48.19 [5] (0:11.68)	0:36.51 [6] (0:12.00)	0:24.51 [6] (0:11.92)	0:12.59 [7] (0:12.59)						
Average Speed [km/h]	41.6	63.9	64.7	62.1	60.6	60.6	57.2						
Top Speed [km/h]	59.9	66.4	66.4	63.6	61.0	61.3	59.9						
Avg. Dist. to Rail [m]	10.4	4.1	2.3	2.1	1.8	2.6	4.4						
Avg. Stride Freq. [Hz]	2.3	2.3	2.3	2.2	2.3	2.3	2.2						
Avg. Stride Length [m]	6.1	7.5	7.2	7.2	7.1	7.0	7.3						





Horse/Jockey Name	Check One Two
Final Rank	9
Fastest Section Time (Section)	0:08.69 (Overall)
Top Speed [km/h] (Section)	66.1 (1200m)
Race State	Finished



MackayProfessional

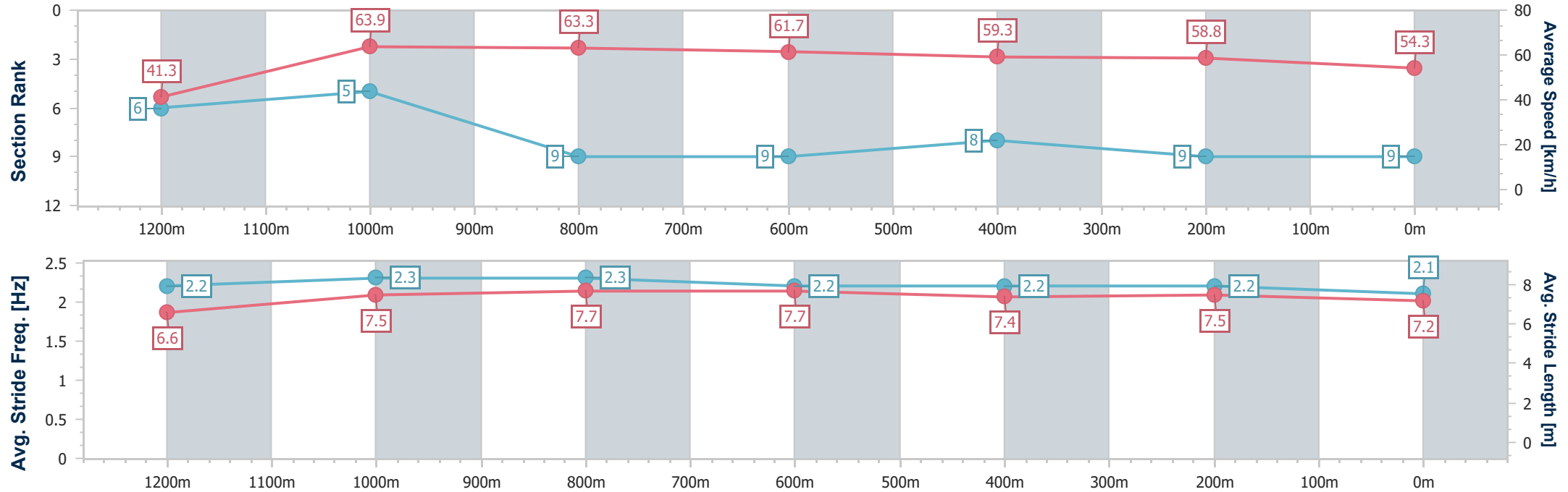
Race 1: Ladbrokes Odds Surge Maiden Handicap - 1300m

12 August 2025 - 12:53

Track Rating: Good 3, Weather: Overcast, Rail Position: +2.5m Entire



Section	Overall	1200m	1000m	800m	600m	400m	200m						
Section Times	1:20.55 [9] (0:08.69)	1:11.86 [6] (0:11.35)	1:00.51 [5] (0:11.45)	0:49.06 [9] (0:11.69)	0:37.37 [9] (0:11.88)	0:25.49 [8] (0:12.24)	0:13.25 [9] (0:13.25)						
Average Speed [km/h]	41.3	63.9	63.3	61.7	59.3	58.8	54.3						
Top Speed [km/h]	60.2	66.1	65.2	63.2	60.9	59.4	58.6						
Avg. Dist. to Rail [m]	9.1	4.4	2.1	1.0	2.6	2.6	4.9						
Avg. Stride Freq. [Hz]	2.2	2.3	2.3	2.2	2.2	2.2	2.1						
Avg. Stride Length [m]	6.6	7.5	7.7	7.7	7.4	7.5	7.2						





Horse/Jockey Name	Goncalo
Final Rank	10
Fastest Section Time (Section)	0:09.10 (Overall)
Top Speed [km/h] (Section)	65.9 (1000m)
Race State	Finished



MackayProfessional

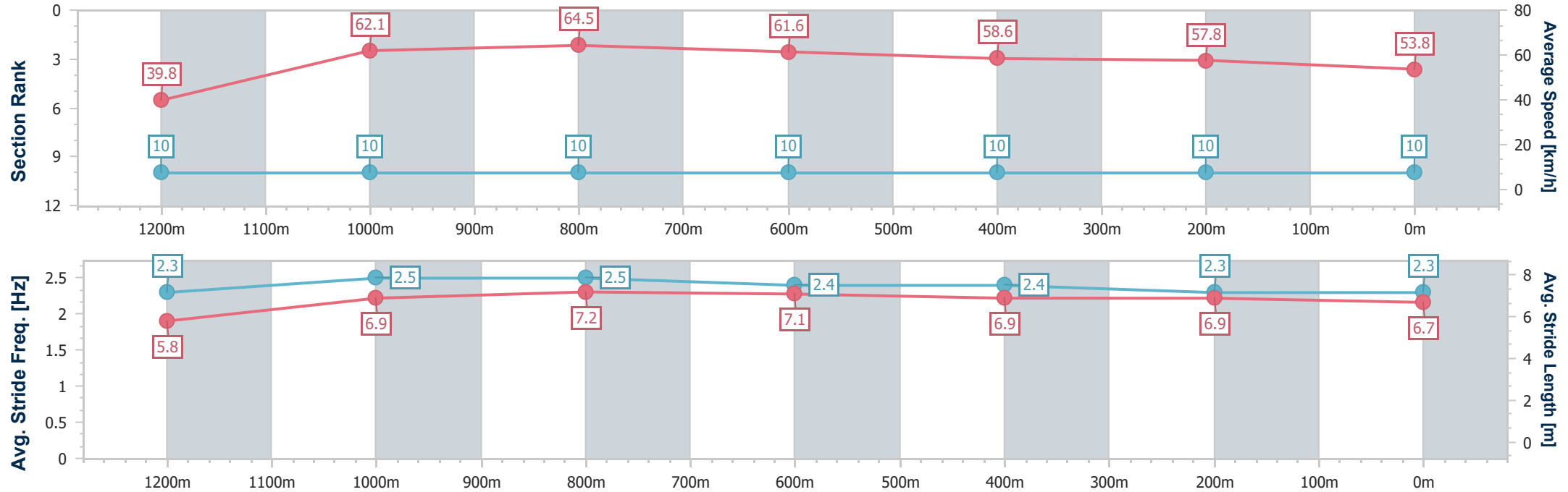
Race 1: Ladbrokes Odds Surge Maiden Handicap - 1300m

12 August 2025 - 12:53

Track Rating: Good 3, Weather: Overcast, Rail Position: +2.5m Entire



Section	Overall	1200m	1000m	800m	600m	400m	200m						
Section Times	1:21.63 [10] (0:09.10)	1:12.53 [10] (0:11.61)	1:00.92 [10] (0:11.20)	0:49.72 [10] (0:11.66)	0:38.06 [10] (0:12.20)	0:25.86 [10] (0:12.52)	0:13.34 [10] (0:13.34)						
Average Speed [km/h]	39.8	62.1	64.5	61.6	58.6	57.8	53.8						
Top Speed [km/h]	61.4	65.6	65.9	63.0	61.1	58.5	57.5						
Avg. Dist. to Rail [m]	6.9	1.4	1.2	0.6	0.8	2.5	2.4						
Avg. Stride Freq. [Hz]	2.3	2.5	2.5	2.4	2.4	2.3	2.3						
Avg. Stride Length [m]	5.8	6.9	7.2	7.1	6.9	6.9	6.7						







# MackayProfessional

## Race 2: Book for Classic Day Sat 27th 0 - 55 Handicap - 1300m

12 August 2025 - 13:27



MACKAY TURF CLUB  
Ooralea Racecourse

Track Rating: Good 3, Weather: Overcast, Rail Position: +2.5m Entire

Section						Overall	1200m	1000m	800m	600m	400m	Last 600m	
Field Times						1:17.31 (0:08.46)	1:08.85 (0:10.90)	0:57.95 (0:10.83)	0:47.12 (0:11.18)	0:35.94 (0:11.68)	0:24.26 (0:11.87)	0:35.94	
Rank	TAB	Horse/Jockey	Barrier	Top Speed [km/h]	Fastest Section								Distance Travelled [m]
1	7	THORMENDOUS MISS	3	68.2	0:08.46	1:17.31 [1]	1:08.85 [1]	0:57.90 [2]	0:46.99 [2]	0:35.71 [2]	0:24.01 [3]	0:35.71	
		Jason Taylor		1000m	Overall	(0:08.46)	(0:10.95)	(0:10.91)	(0:11.28)	(0:11.70)	(0:11.62)		
2	6	MADAM BORODINA	5	67.3	0:08.49	1:17.70 [2]	1:09.21 [2]	0:58.25 [3]	0:47.26 [3]	0:36.07 [3]	0:24.56 [2]	0:36.07	-4
		Ryan Wiggins		1200m	Overall	(0:08.49)	(0:10.96)	(0:10.99)	(0:11.19)	(0:11.51)	(0:11.86)		
3	1	RICH DIVINITY	8	67.0	0:08.50	1:17.96 [3]	1:09.46 [3]	0:58.29 [5]	0:47.28 [5]	0:36.21 [4]	0:24.59 [4]	0:36.21	+3
		Georgina Cartwright		1200m	Overall	(0:08.50)	(0:11.17)	(0:11.01)	(0:11.07)	(0:11.62)	(0:11.90)		
4	4	CHALKLEY	2	67.4	0:08.53	1:18.27 [4]	1:09.74 [4]	0:58.70 [4]	0:47.69 [4]	0:36.38 [5]	0:24.68 [5]	0:36.38	-1
		Adin Thompson		1200m	Overall	(0:08.53)	(0:11.04)	(0:11.01)	(0:11.31)	(0:11.70)	(0:11.96)		
5	8	SILVERADO MISS	4	67.5	0:08.89	1:18.47 [5]	1:09.58 [7]	0:58.34 [8]	0:47.29 [7]	0:36.15 [7]	0:24.48 [7]	0:36.15	+0
		Raul Silvera Olivera		1000m	Overall	(0:08.89)	(0:11.24)	(0:11.05)	(0:11.14)	(0:11.67)	(0:11.97)		
6	9	CRAFTY GODDESS	1	66.7	0:08.60	1:18.50 [6]	1:09.90 [6]	0:58.65 [6]	0:47.60 [6]	0:36.35 [6]	0:24.62 [6]	0:36.35	+1
		Chris McIver		1200m	Overall	(0:08.60)	(0:11.25)	(0:11.05)	(0:11.25)	(0:11.73)	(0:12.00)		
7	5	WHAT A WEEKEND	6	66.0	0:08.97	1:19.30 [7]	1:10.33 [8]	0:59.17 [7]	0:47.97 [8]	0:36.92 [8]	0:25.14 [8]	0:36.92	+1
		Adam Spinks		800m	Overall	(0:08.97)	(0:11.16)	(0:11.20)	(0:11.05)	(0:11.78)	(0:12.11)		
8	2	ROTHWEILER	7	68.4	0:08.60	1:19.74 [8]	1:11.14 [5]	1:00.38 [1]	0:49.55 [1]	0:38.37 [1]	0:26.69 [1]	0:38.37	-3
		Ashley Butler		1200m	Overall	(0:08.60)	(0:10.76)	(0:10.83)	(0:11.18)	(0:11.68)	(0:12.50)		

Scratched: Santorini Summer (#3)



# MackayProfessional

Race 2: Book for Classic Day Sat 27th 0 - 55 Handicap - 1300m

12 August 2025 - 13:27



MACKAY TURF CLUB  
Ooralea Racecourse

Track Rating: Good 3, Weather: Overcast, Rail Position: +2.5m Entire

Section						200m				Last 600m
Field Times						0:12.39				0:35.94
						(0:12.39)				
Rank	TAB	Horse/Jockey	Barrier	Top Speed [km/h]	Fastest Section	Margin				Distance Travelled [m]
1	7	THORMENDOUS MISS	3	68.2	0:08.46	0:12.39 [1]	1:17.31			0:35.71
		Jason Taylor		1000m	Overall	(0:12.39)				
2	6	MADAM BORODINA	5	67.3	0:08.49	0:12.70 [2]	2.32L			0:36.07 -4
		Ryan Wiggins		1200m	Overall	(0:12.70)				
3	1	RICH DIVINITY	8	67.0	0:08.50	0:12.69 [3]	3.82L			0:36.21 +3
		Georgina Cartwright		1200m	Overall	(0:12.69)				
4	4	CHALKLEY	2	67.4	0:08.53	0:12.72 [4]	5.64L			0:36.38 -1
		Adin Thompson		1200m	Overall	(0:12.72)				
5	8	SILVERADO MISS	4	67.5	0:08.89	0:12.51 [7]	6.83L			0:36.15 +0
		Raul Silvera Olivera		1000m	Overall	(0:12.51)				
6	9	CRAFTY GODDESS	1	66.7	0:08.60	0:12.62 [6]	7.02L			0:36.35 +1
		Chris McIver		1200m	Overall	(0:12.62)				
7	5	WHAT A WEEKEND	6	66.0	0:08.97	0:13.03 [8]	11.75L			0:36.92 +1
		Adam Spinks		800m	Overall	(0:13.03)				
8	2	ROTHWEILER	7	68.4	0:08.60	0:14.19 [4]	14.32L			0:38.37 -3
		Ashley Butler		1200m	Overall	(0:14.19)				

Scratched: Santorini Summer (#3)



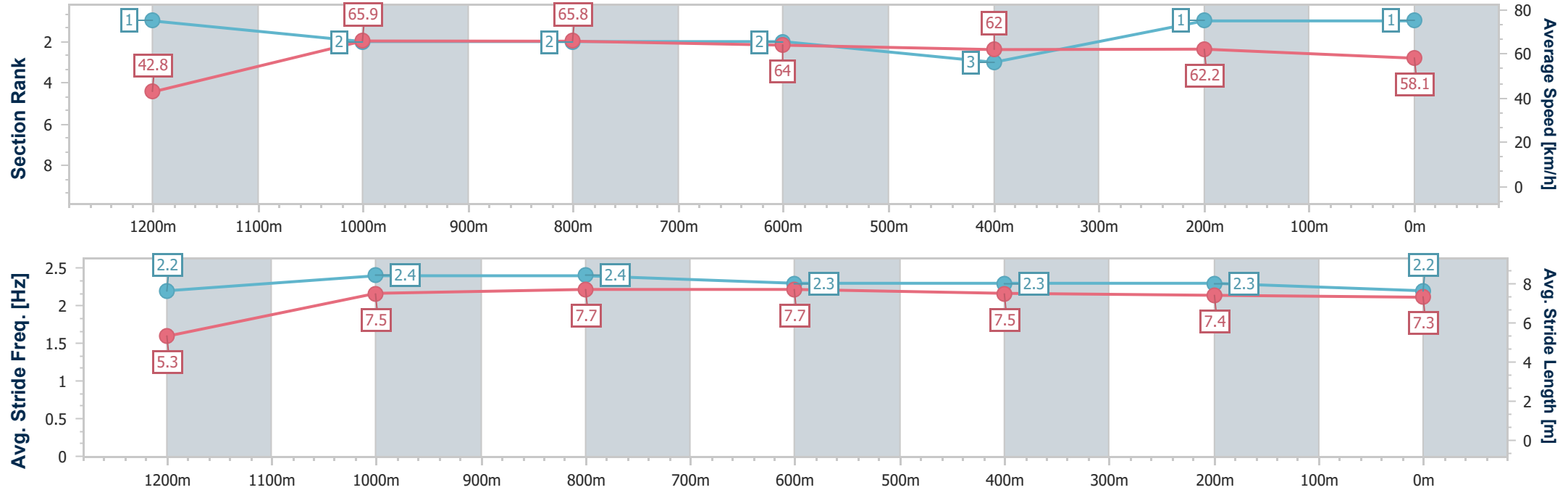
Horse/Jockey Name	Thormendous Miss
Final Rank	1
Fastest Section Time (Section)	0:08.46 (Overall)
Top Speed [km/h] (Section)	68.2 (1000m)
Race State	Finished



MackayProfessional  
Race 2: Book for Classic Day Sat 27th 0 - 55 Handicap - 1300m  
12 August 2025 - 13:27  
Track Rating: Good 3, Weather: Overcast, Rail Position: +2.5m  
Entire



Section	Overall	1200m	1000m	800m	600m	400m	200m						
Section Times	1:17.31 [1] (0:08.46)	1:08.85 [1] (0:10.95)	0:57.90 [2] (0:10.91)	0:46.99 [2] (0:11.28)	0:35.71 [2] (0:11.70)	0:24.01 [3] (0:11.62)	0:12.39 [1] (0:12.39)						
Average Speed [km/h]	42.8	65.9	65.8	64.0	62.0	62.2	58.1						
Top Speed [km/h]	63.9	67.9	68.2	64.8	63.1	63.1	61.3						
Avg. Dist. to Rail [m]	6.0	0.9	0.3	0.4	1.3	4.1	4.8						
Avg. Stride Freq. [Hz]	2.2	2.4	2.4	2.3	2.3	2.3	2.2						
Avg. Stride Length [m]	5.3	7.5	7.7	7.7	7.5	7.4	7.3						



[ ] Ranking at each section and finish  
-.-.- No data available at this section  
NA No data available



Horse/Jockey Name	Madam Borodina
Final Rank	2
Fastest Section Time (Section)	0:08.49 (Overall)
Top Speed [km/h] (Section)	67.3 (1200m)
Race State	Finished



MackayProfessional

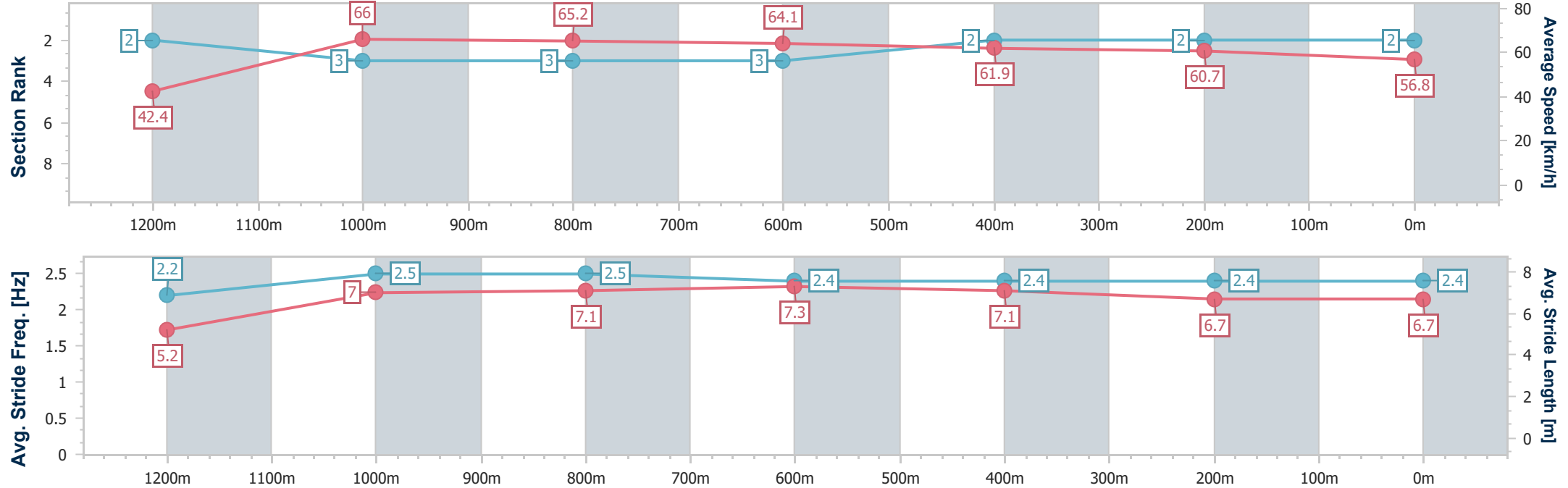
Race 2: Book for Classic Day Sat 27th 0 - 55 Handicap - 1300m

12 August 2025 - 13:27

Track Rating: Good 3, Weather: Overcast, Rail Position: +2.5m Entire



Section	Overall	1200m	1000m	800m	600m	400m	200m						
Section Times	1:17.70 [2] (0:08.49)	1:09.21 [2] (0:10.96)	0:58.25 [3] (0:10.99)	0:47.26 [3] (0:11.19)	0:36.07 [3] (0:11.51)	0:24.56 [2] (0:11.86)	0:12.70 [2] (0:12.70)						
Average Speed [km/h]	42.4	66.0	65.2	64.1	61.9	60.7	56.8						
Top Speed [km/h]	62.7	67.3	66.3	65.0	62.8	61.9	59.4						
Avg. Dist. to Rail [m]	7.3	0.9	0.7	0.9	1.3	1.6	3.3						
Avg. Stride Freq. [Hz]	2.2	2.5	2.5	2.4	2.4	2.4	2.4						
Avg. Stride Length [m]	5.2	7.0	7.1	7.3	7.1	6.7	6.7						





Horse/Jockey Name	Rich Divinity
Final Rank	3
Fastest Section Time (Section)	0:08.50 (Overall)
Top Speed [km/h] (Section)	67.0 (1200m)
Race State	Finished



MackayProfessional

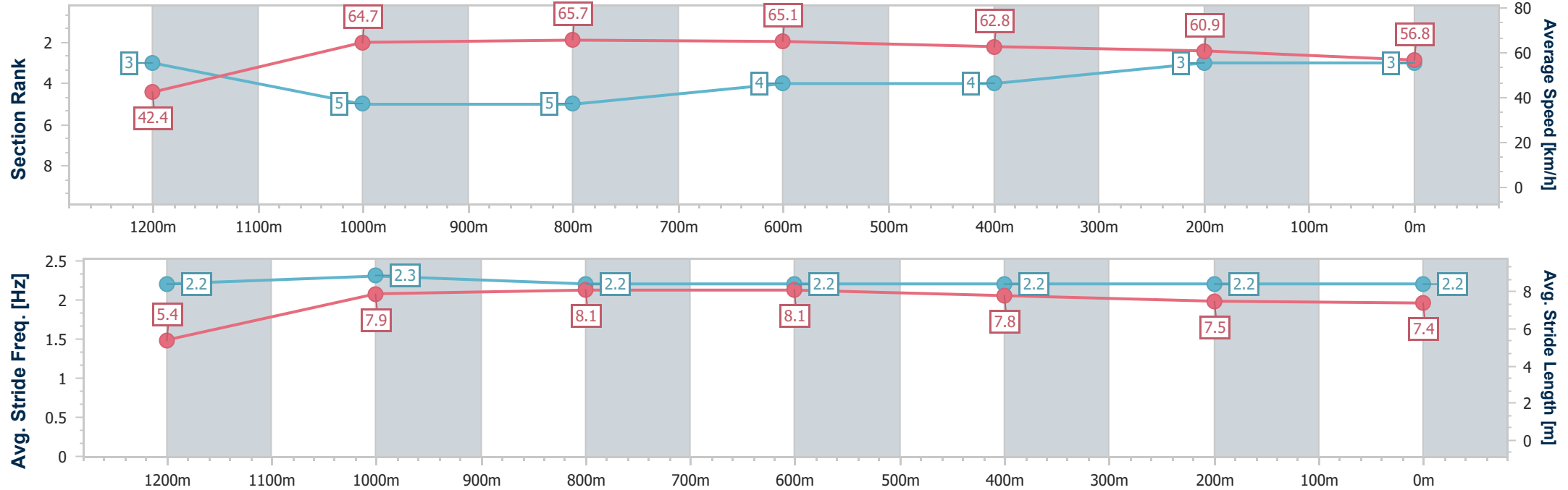
Race 2: Book for Classic Day Sat 27th 0 - 55 Handicap - 1300m

12 August 2025 - 13:27

Track Rating: Good 3, Weather: Overcast, Rail Position: +2.5m Entire



Section	Overall	1200m	1000m	800m	600m	400m	200m						
Section Times	1:17.96 [3] (0:08.50)	1:09.46 [3] (0:11.17)	0:58.29 [5] (0:11.01)	0:47.28 [5] (0:11.07)	0:36.21 [4] (0:11.62)	0:24.59 [4] (0:11.90)	0:12.69 [3] (0:12.69)						
Average Speed [km/h]	42.4	64.7	65.7	65.1	62.8	60.9	56.8						
Top Speed [km/h]	62.8	67.0	66.6	66.7	63.3	62.4	60.1						
Avg. Dist. to Rail [m]	10.0	3.6	1.5	0.8	1.5	3.8	5.0						
Avg. Stride Freq. [Hz]	2.2	2.3	2.2	2.2	2.2	2.2	2.2						
Avg. Stride Length [m]	5.4	7.9	8.1	8.1	7.8	7.5	7.4						





Horse/Jockey Name	Chalkley
Final Rank	4
Fastest Section Time (Section)	0:08.53 (Overall)
Top Speed [km/h] (Section)	67.4 (1200m)
Race State	Finished



MackayProfessional

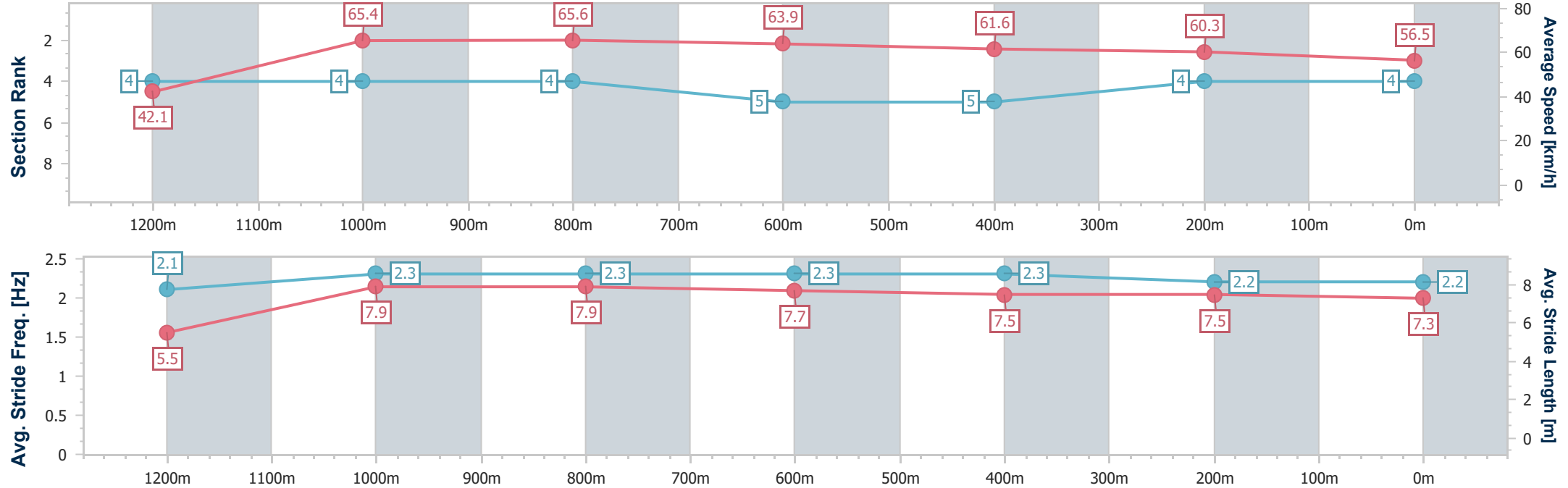
Race 2: Book for Classic Day Sat 27th 0 - 55 Handicap - 1300m

12 August 2025 - 13:27

Track Rating: Good 3, Weather: Overcast, Rail Position: +2.5m Entire



Section	Overall	1200m	1000m	800m	600m	400m	200m						
Section Times	1:18.27 [4] (0:08.53)	1:09.74 [4] (0:11.04)	0:58.70 [4] (0:11.01)	0:47.69 [4] (0:11.31)	0:36.38 [5] (0:11.70)	0:24.68 [5] (0:11.96)	0:12.72 [4] (0:12.72)						
Average Speed [km/h]	42.1	65.4	65.6	63.9	61.6	60.3	56.5						
Top Speed [km/h]	63.5	67.4	66.8	65.2	62.5	61.9	59.2						
Avg. Dist. to Rail [m]	4.7	0.6	1.1	1.5	0.3	1.9	3.3						
Avg. Stride Freq. [Hz]	2.1	2.3	2.3	2.3	2.3	2.2	2.2						
Avg. Stride Length [m]	5.5	7.9	7.9	7.7	7.5	7.5	7.3						





Horse/Jockey Name	Silverado Miss
Final Rank	5
Fastest Section Time (Section)	0:08.89 (Overall)
Top Speed [km/h] (Section)	67.5 (1000m)
Race State	Finished



MackayProfessional

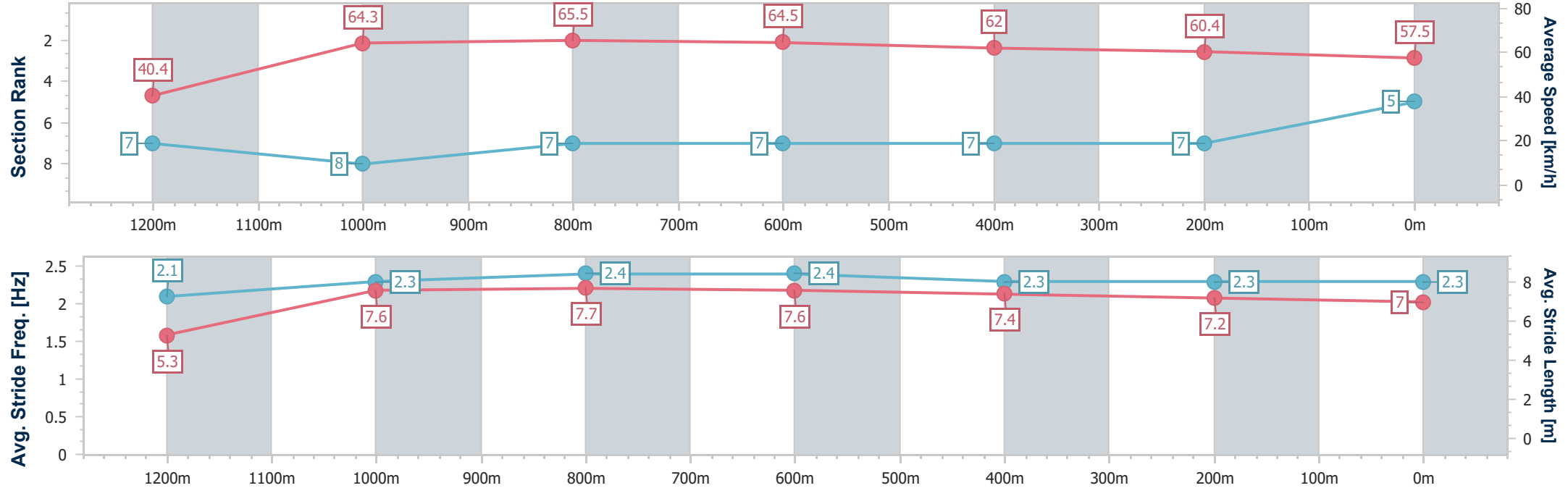
Race 2: Book for Classic Day Sat 27th 0 - 55 Handicap - 1300m

12 August 2025 - 13:27

Track Rating: Good 3, Weather: Overcast, Rail Position: +2.5m Entire



Section	Overall	1200m	1000m	800m	600m	400m	200m						
Section Times	1:18.47 [5] (0:08.89)	1:09.58 [7] (0:11.24)	0:58.34 [8] (0:11.05)	0:47.29 [7] (0:11.14)	0:36.15 [7] (0:11.67)	0:24.48 [7] (0:11.97)	0:12.51 [7] (0:12.51)						
Average Speed [km/h]	40.4	64.3	65.5	64.5	62.0	60.4	57.5						
Top Speed [km/h]	61.8	66.5	67.5	66.3	63.1	61.2	59.9						
Avg. Dist. to Rail [m]	6.1	1.5	1.1	1.0	0.7	3.7	6.4						
Avg. Stride Freq. [Hz]	2.1	2.3	2.4	2.4	2.3	2.3	2.3						
Avg. Stride Length [m]	5.3	7.6	7.7	7.6	7.4	7.2	7.0						





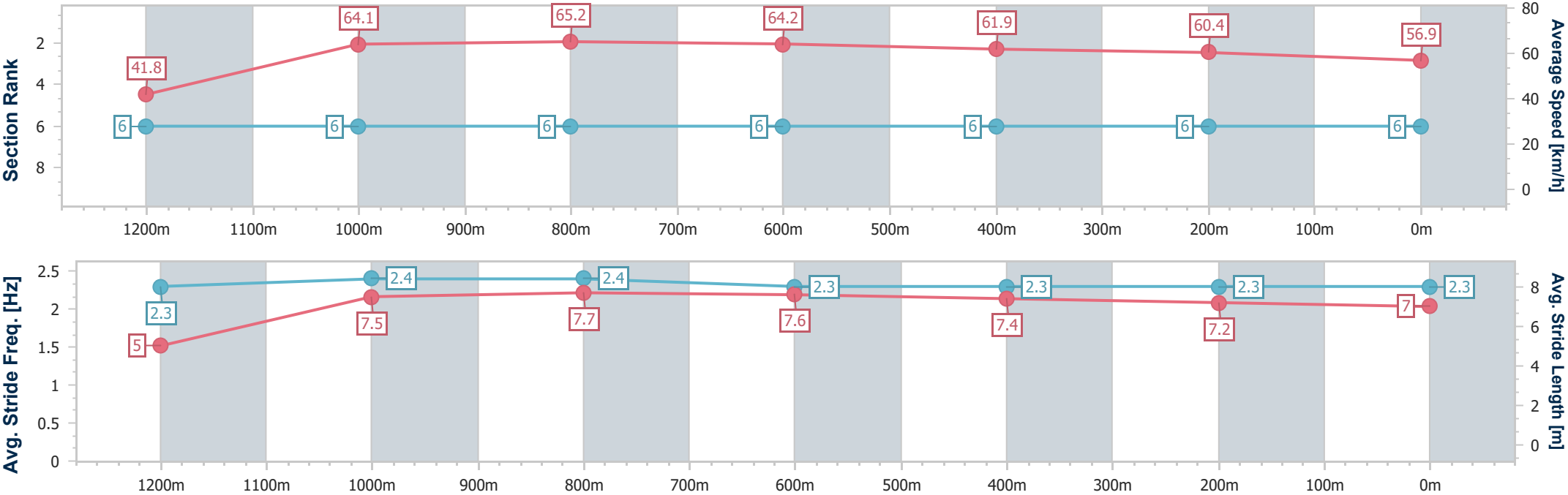
Horse/Jockey Name	Crafty Goddess
Final Rank	6
Fastest Section Time (Section)	0:08.60 (Overall)
Top Speed [km/h] (Section)	66.7 (1200m)
Race State	Finished



MackayProfessional  
Race 2: Book for Classic Day Sat 27th 0 - 55 Handicap - 1300m  
12 August 2025 - 13:27  
Track Rating: Good 3, Weather: Overcast, Rail Position: +2.5m  
Entire



Section	Overall	1200m	1000m	800m	600m	400m	200m						
Section Times	1:18.50 [6] (0:08.60)	1:09.90 [6] (0:11.25)	0:58.65 [6] (0:11.05)	0:47.60 [6] (0:11.25)	0:36.35 [6] (0:11.73)	0:24.62 [6] (0:12.00)	0:12.62 [6] (0:12.62)						
Average Speed [km/h]	41.8	64.1	65.2	64.2	61.9	60.4	56.9						
Top Speed [km/h]	61.4	66.7	66.6	65.7	62.6	61.2	58.7						
Avg. Dist. to Rail [m]	3.7	0.9	0.7	0.9	1.3	4.0	5.8						
Avg. Stride Freq. [Hz]	2.3	2.4	2.4	2.3	2.3	2.3	2.3						
Avg. Stride Length [m]	5.0	7.5	7.7	7.6	7.4	7.2	7.0						







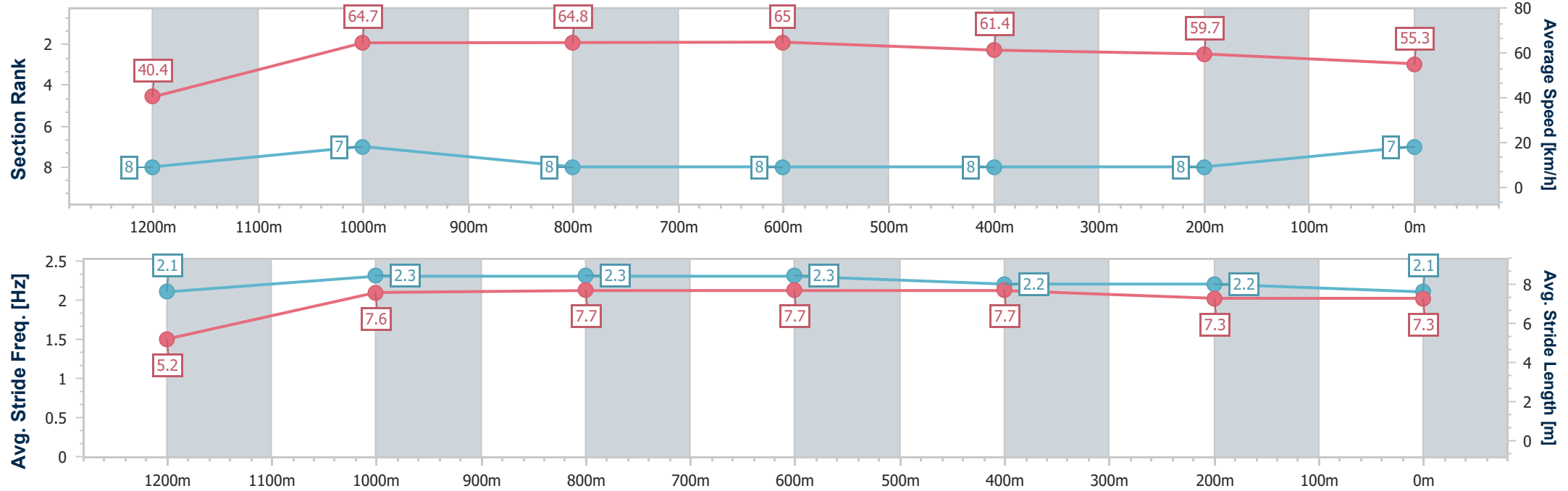
Horse/Jockey Name	What A Weekend
Final Rank	7
Fastest Section Time (Section)	0:08.97 (Overall)
Top Speed [km/h] (Section)	66.0 (800m)
Race State	Finished



MackayProfessional  
Race 2: Book for Classic Day Sat 27th 0 - 55 Handicap - 1300m  
12 August 2025 - 13:27  
Track Rating: Good 3, Weather: Overcast, Rail Position: +2.5m  
Entire



Section	Overall	1200m	1000m	800m	600m	400m	200m						
Section Times	1:19.30 [7] (0:08.97)	1:10.33 [8] (0:11.16)	0:59.17 [7] (0:11.20)	0:47.97 [8] (0:11.05)	0:36.92 [8] (0:11.78)	0:25.14 [8] (0:12.11)	0:13.03 [8] (0:13.03)						
Average Speed [km/h]	40.4	64.7	64.8	65.0	61.4	59.7	55.3						
Top Speed [km/h]	61.5	65.6	65.7	66.0	62.9	60.8	59.3						
Avg. Dist. to Rail [m]	8.2	2.6	1.2	0.4	1.1	4.3	5.4						
Avg. Stride Freq. [Hz]	2.1	2.3	2.3	2.3	2.2	2.2	2.1						
Avg. Stride Length [m]	5.2	7.6	7.7	7.7	7.7	7.3	7.3						





Horse/Jockey Name	Rothweiler
Final Rank	8
Fastest Section Time (Section)	0:08.60 (Overall)
Top Speed [km/h] (Section)	68.4 (1200m)
Race State	Finished



MackayProfessional

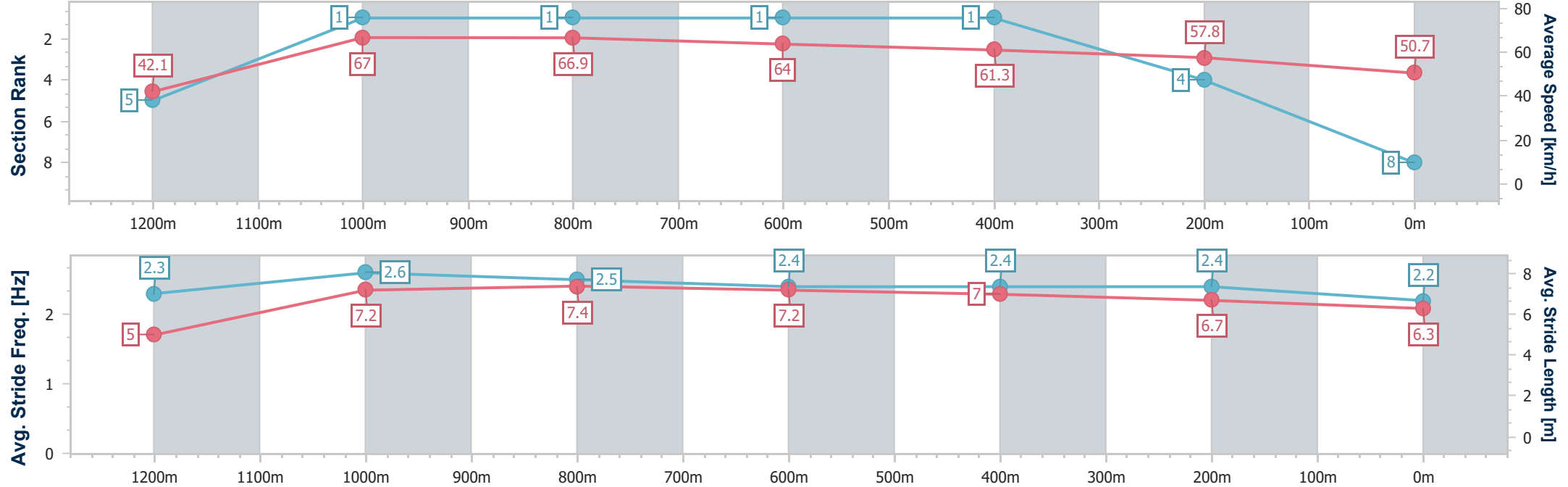
Race 2: Book for Classic Day Sat 27th 0 - 55 Handicap - 1300m

12 August 2025 - 13:27

Track Rating: Good 3, Weather: Overcast, Rail Position: +2.5m Entire



Section	Overall	1200m	1000m	800m	600m	400m	200m						
Section Times	1:19.74 [8] (0:08.60)	1:11.14 [5] (0:10.76)	1:00.38 [1] (0:10.83)	0:49.55 [1] (0:11.18)	0:38.37 [1] (0:11.68)	0:26.69 [1] (0:12.50)	0:14.19 [4] (0:14.19)						
Average Speed [km/h]	42.1	67.0	66.9	64.0	61.3	57.8	50.7						
Top Speed [km/h]	64.0	68.4	68.2	66.2	62.3	60.0	56.1						
Avg. Dist. to Rail [m]	7.8	2.1	1.4	0.6	0.7	2.1	2.2						
Avg. Stride Freq. [Hz]	2.3	2.6	2.5	2.4	2.4	2.4	2.2						
Avg. Stride Length [m]	5.0	7.2	7.4	7.2	7.0	6.7	6.3						





**MackayProfessional**  
**Race 3: Leading Trainer 2025 Clinton Taylor BENCHMARK 70 Handicap - 1300m**  
**12 August 2025 - 14:04**



Track Rating: Good 3, Weather: Overcast, Rail Position: +2.5m Entire

Section						Overall	1200m	1000m	800m	600m	400m	Last 600m	
Field Times						1:17.13 (0:08.32)	1:08.81 (0:11.61)	0:57.20 (0:11.54)	0:45.66 (0:11.30)	0:34.36 (0:11.06)	0:23.30 (0:11.43)	0:34.36	
Rank	TAB	Horse/Jockey	Barrier	Top Speed [km/h]	Fastest Section								Distance Travelled [m]
1	1	TURN BIRD	2	66.0	0:08.38	1:17.13 [1]	1:08.75 [3]	0:57.17 [2]	0:45.65 [2]	0:34.17 [2]	0:23.04 [2]	0:34.17	
		Sean Cormack		600m	Overall	(0:08.38)	(0:11.58)	(0:11.52)	(0:11.48)	(0:11.13)	(0:11.20)		
2	7	LADY MASQUERADE	3	65.3	0:08.50	1:17.32 [2]	1:08.82 [4]	0:57.13 [4]	0:45.68 [4]	0:34.24 [4]	0:22.86 [3]	0:34.24	+4
		Tahlia Fenlon		600m	Overall	(0:08.50)	(0:11.69)	(0:11.45)	(0:11.44)	(0:11.38)	(0:11.18)		
3	2	CHICKERARTIE	6	64.3	0:08.32	1:17.48 [3]	1:09.16 [1]	0:57.55 [1]	0:46.01 [1]	0:34.71 [1]	0:23.65 [1]	0:34.71	-4
		Ashley Butler		800m	Overall	(0:08.32)	(0:11.61)	(0:11.54)	(0:11.29)	(0:11.06)	(0:11.43)		
4	3	DEALING'S DONE	5	65.7	0:08.73	1:17.56 [4]	1:08.83 [5]	0:57.30 [5]	0:45.71 [6]	0:34.18 [6]	0:22.88 [6]	0:34.18	-2
		Georgina Cartwright		1200m	Overall	(0:08.73)	(0:11.53)	(0:11.59)	(0:11.53)	(0:11.30)	(0:11.11)		
5	6	BETTER THAN WORDS	1	64.1	0:08.35	1:17.94 [5]	1:09.59 [2]	0:57.95 [3]	0:46.35 [3]	0:34.88 [3]	0:23.45 [5]	0:34.88	-1
		Leah Martyn		600m	Overall	(0:08.35)	(0:11.64)	(0:11.60)	(0:11.47)	(0:11.43)	(0:11.51)		
6	4	OUTBACK BANDIT	4	65.6	0:08.77	1:18.10 [6]	1:09.33 [6]	0:57.73 [6]	0:46.26 [5]	0:34.75 [5]	0:23.64 [4]	0:34.75	-1
		Adin Thompson		600m	Overall	(0:08.77)	(0:11.60)	(0:11.47)	(0:11.51)	(0:11.11)	(0:11.37)		

Scratched: Moon Over Matilda (#8), The Brill Building (#5)



**MackayProfessional**  
**Race 3: Leading Trainer 2025 Clinton Taylor BENCHMARK 70 Handicap - 1300m**  
**12 August 2025 - 14:04**



Track Rating: Good 3, Weather: Overcast, Rail Position: +2.5m Entire

Section		200m					Last 600m		
Field Times		0:11.87 (0:11.87)					0:34.36		
Rank	TAB	Horse/Jockey	Barrier	Top Speed [km/h]	Fastest Section	Margin		Distance Travelled [m]	
1	1	TURN BIRD	2	66.0	0:08.38	0:11.84 [2]	1:17.13	0:34.17	
		Sean Cormack		600m	Overall	(0:11.84)			
2	7	LADY MASQUERADE	3	65.3	0:08.50	0:11.68 [3]	1.12L	0:34.24	+4
		Tahlia Fenlon		600m	Overall	(0:11.68)			
3	2	CHICKERARTIE	6	64.3	0:08.32	0:12.22 [1]	2.02L	0:34.71	-4
		Ashley Butler		800m	Overall	(0:12.22)			
4	3	DEALING'S DONE	5	65.7	0:08.73	0:11.77 [4]	2.54L	0:34.18	-2
		Georgina Cartwright		1200m	Overall	(0:11.77)			
5	6	BETTER THAN WORDS	1	64.1	0:08.35	0:11.94 [6]	4.73L	0:34.88	-1
		Leah Martyn		600m	Overall	(0:11.94)			
6	4	OUTBACK BANDIT	4	65.6	0:08.77	0:12.27 [5]	5.66L	0:34.75	-1
		Adin Thompson		600m	Overall	(0:12.27)			

Scratched: Moon Over Matilda (#8), The Brill Building (#5)



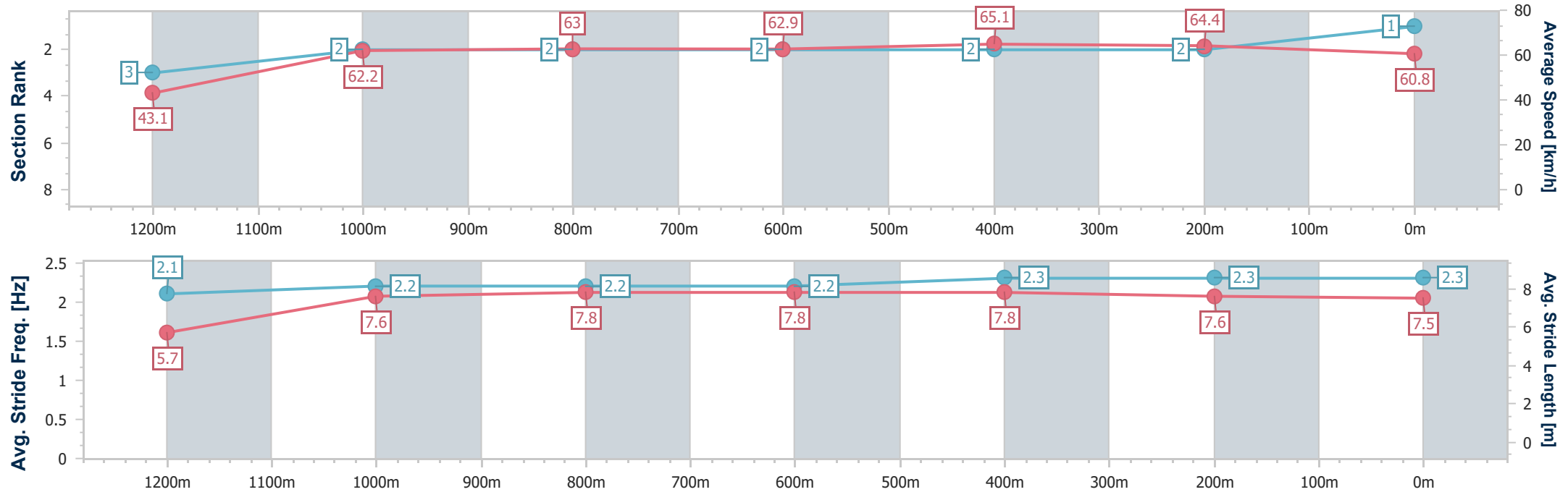
Horse/Jockey Name	Turn Bird
Final Rank	1
Fastest Section Time (Section)	0:08.38 (Overall)
Top Speed [km/h] (Section)	66.0 (600m)
Race State	Finished



MackayProfessional  
Race 3: Leading Trainer 2025 Clinton Taylor BENCHMARK 70  
Handicap - 1300m  
12 August 2025 - 14:04  
Track Rating: Good 3, Weather: Overcast, Rail Position: +2.5m  
Entire



Section	Overall	1200m	1000m	800m	600m	400m	200m						
Section Times	1:17.13 [1] (0:08.38)	1:08.75 [3] (0:11.58)	0:57.17 [2] (0:11.52)	0:45.65 [2] (0:11.48)	0:34.17 [2] (0:11.13)	0:23.04 [2] (0:11.20)	0:11.84 [2] (0:11.84)						
Average Speed [km/h]	43.1	62.2	63.0	62.9	65.1	64.4	60.8						
Top Speed [km/h]	61.5	62.8	63.5	64.5	66.0	65.9	64.2						
Avg. Dist. to Rail [m]	5.6	2.9	1.7	1.7	0.5	2.1	2.3						
Avg. Stride Freq. [Hz]	2.1	2.2	2.2	2.2	2.3	2.3	2.3						
Avg. Stride Length [m]	5.7	7.6	7.8	7.8	7.8	7.6	7.5						



[ ] Ranking at each section and finish  
-.-.- No data available at this section  
NA No data available



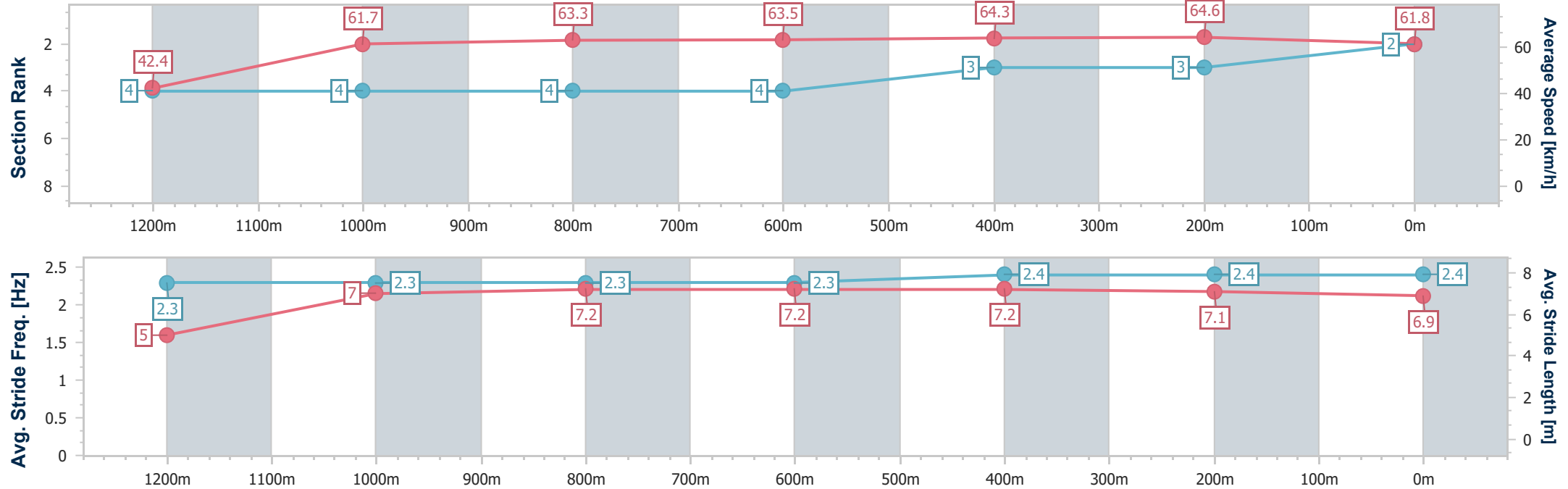
Horse/Jockey Name	Lady Masquerade
Final Rank	2
Fastest Section Time (Section)	0:08.50 (Overall)
Top Speed [km/h] (Section)	65.3 (600m)
Race State	Finished



MackayProfessional  
Race 3: Leading Trainer 2025 Clinton Taylor BENCHMARK 70  
Handicap - 1300m  
12 August 2025 - 14:04  
Track Rating: Good 3, Weather: Overcast, Rail Position: +2.5m  
Entire



Section	Overall	1200m	1000m	800m	600m	400m	200m						
Section Times	1:17.32 [2] (0:08.50)	1:08.82 [4] (0:11.69)	0:57.13 [4] (0:11.45)	0:45.68 [4] (0:11.44)	0:34.24 [4] (0:11.38)	0:22.86 [3] (0:11.18)	0:11.68 [3] (0:11.68)						
Average Speed [km/h]	42.4	61.7	63.3	63.5	64.3	64.6	61.8						
Top Speed [km/h]	60.1	62.8	64.2	64.2	65.3	65.2	64.2						
Avg. Dist. to Rail [m]	7.0	3.1	2.2	3.0	2.1	2.7	4.4						
Avg. Stride Freq. [Hz]	2.3	2.3	2.3	2.3	2.4	2.4	2.4						
Avg. Stride Length [m]	5.0	7.0	7.2	7.2	7.2	7.1	6.9						





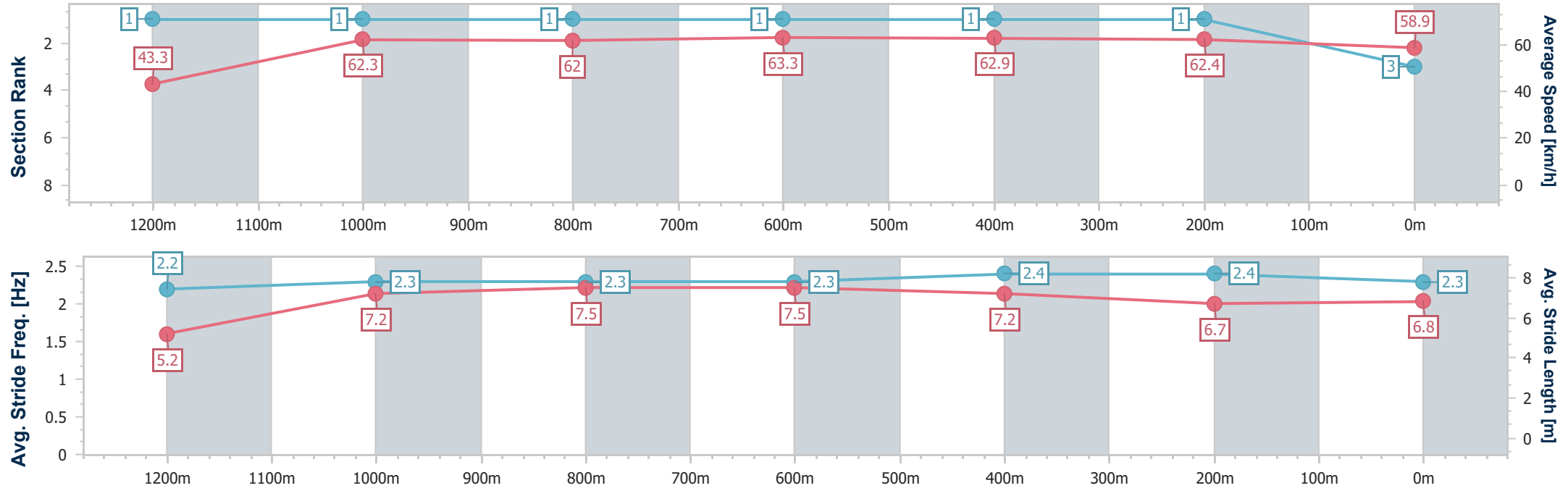
Horse/Jockey Name	Chickerartie
Final Rank	3
Fastest Section Time (Section)	0:08.32 (Overall)
Top Speed [km/h] (Section)	64.3 (800m)
Race State	Finished



MackayProfessional  
Race 3: Leading Trainer 2025 Clinton Taylor BENCHMARK 70  
Handicap - 1300m  
12 August 2025 - 14:04  
Track Rating: Good 3, Weather: Overcast, Rail Position: +2.5m  
Entire



Section	Overall	1200m	1000m	800m	600m	400m	200m						
Section Times	1:17.48 [3] (0:08.32)	1:09.16 [1] (0:11.61)	0:57.55 [1] (0:11.54)	0:46.01 [1] (0:11.29)	0:34.71 [1] (0:11.06)	0:23.65 [1] (0:11.43)	0:12.22 [1] (0:12.22)						
Average Speed [km/h]	43.3	62.3	62.0	63.3	62.9	62.4	58.9						
Top Speed [km/h]	61.0	63.3	63.0	64.3	63.6	63.3	62.0						
Avg. Dist. to Rail [m]	8.7	3.3	0.9	3.2	4.4	1.8	1.1						
Avg. Stride Freq. [Hz]	2.2	2.3	2.3	2.3	2.4	2.4	2.3						
Avg. Stride Length [m]	5.2	7.2	7.5	7.5	7.2	6.7	6.8						





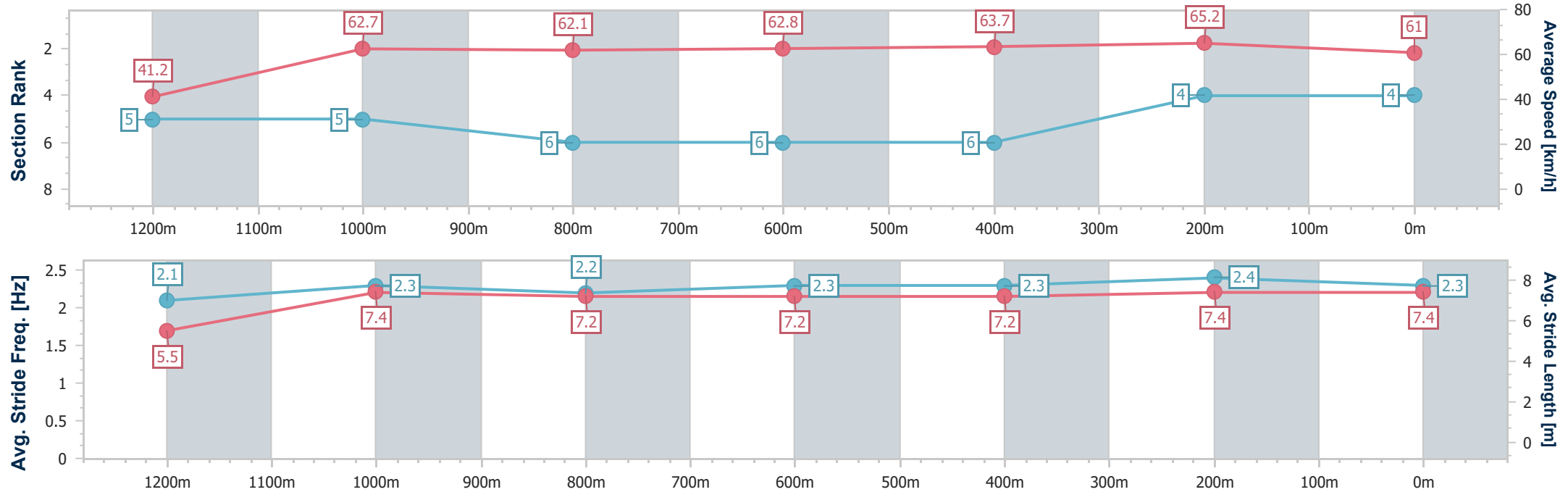
Horse/Jockey Name	Dealing's Done
Final Rank	4
Fastest Section Time (Section)	0:08.73 (Overall)
Top Speed [km/h] (Section)	65.7 (1200m)
Race State	Finished



MackayProfessional  
Race 3: Leading Trainer 2025 Clinton Taylor BENCHMARK 70  
Handicap - 1300m  
12 August 2025 - 14:04  
Track Rating: Good 3, Weather: Overcast, Rail Position: +2.5m  
Entire



Section	Overall	1200m	1000m	800m	600m	400m	200m						
Section Times	1:17.56 [4] (0:08.73)	1:08.83 [5] (0:11.53)	0:57.30 [5] (0:11.59)	0:45.71 [6] (0:11.53)	0:34.18 [6] (0:11.30)	0:22.88 [6] (0:11.11)	0:11.77 [4] (0:11.77)						
Average Speed [km/h]	41.2	62.7	62.1	62.8	63.7	65.2	61.0						
Top Speed [km/h]	64.1	65.7	63.6	63.7	65.4	65.5	63.8						
Avg. Dist. to Rail [m]	7.7	1.8	0.6	0.5	0.5	3.2	5.1						
Avg. Stride Freq. [Hz]	2.1	2.3	2.2	2.3	2.3	2.4	2.3						
Avg. Stride Length [m]	5.5	7.4	7.2	7.2	7.2	7.4	7.4						







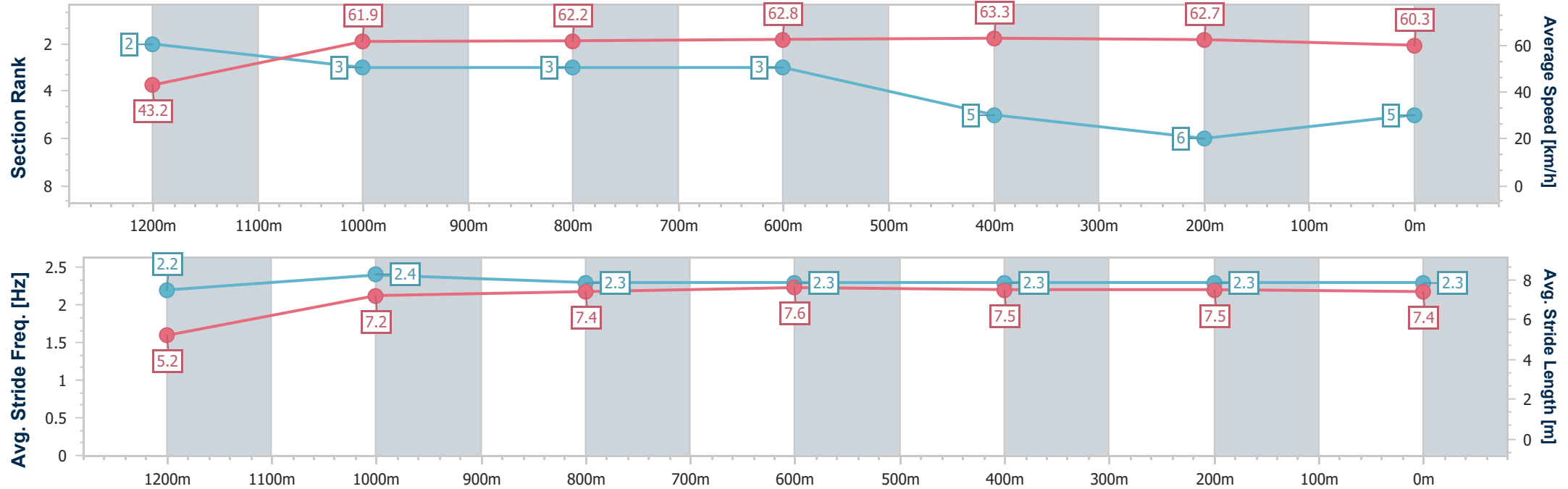
Horse/Jockey Name	Better Than Words
Final Rank	5
Fastest Section Time (Section)	0:08.35 (Overall)
Top Speed [km/h] (Section)	64.1 (600m)
Race State	Finished



MackayProfessional  
Race 3: Leading Trainer 2025 Clinton Taylor BENCHMARK 70  
Handicap - 1300m  
12 August 2025 - 14:04  
Track Rating: Good 3, Weather: Overcast, Rail Position: +2.5m  
Entire



Section	Overall	1200m	1000m	800m	600m	400m	200m						
Section Times	1:17.94 [5] (0:08.35)	1:09.59 [2] (0:11.64)	0:57.95 [3] (0:11.60)	0:46.35 [3] (0:11.47)	0:34.88 [3] (0:11.43)	0:23.45 [5] (0:11.51)	0:11.94 [6] (0:11.94)						
Average Speed [km/h]	43.2	61.9	62.2	62.8	63.3	62.7	60.3						
Top Speed [km/h]	60.9	62.3	63.0	63.3	64.1	63.8	62.9						
Avg. Dist. to Rail [m]	4.2	1.2	1.4	0.8	0.6	2.0	2.3						
Avg. Stride Freq. [Hz]	2.2	2.4	2.3	2.3	2.3	2.3	2.3						
Avg. Stride Length [m]	5.2	7.2	7.4	7.6	7.5	7.5	7.4						





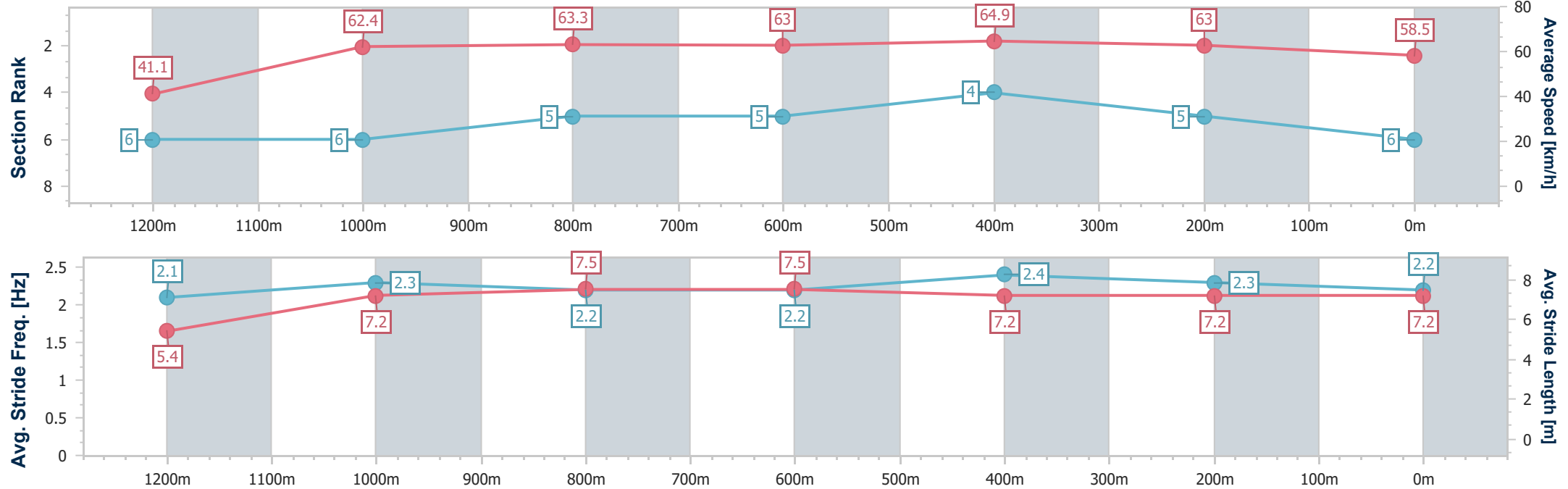
Horse/Jockey Name	Outback Bandit
Final Rank	6
Fastest Section Time (Section)	0:08.77 (Overall)
Top Speed [km/h] (Section)	65.6 (600m)
Race State	Finished



MackayProfessional  
Race 3: Leading Trainer 2025 Clinton Taylor BENCHMARK 70  
Handicap - 1300m  
12 August 2025 - 14:04  
Track Rating: Good 3, Weather: Overcast, Rail Position: +2.5m  
Entire



Section	Overall	1200m	1000m	800m	600m	400m	200m						
Section Times	1:18.10 [6] (0:08.77)	1:09.33 [6] (0:11.60)	0:57.73 [6] (0:11.47)	0:46.26 [5] (0:11.51)	0:34.75 [5] (0:11.11)	0:23.64 [4] (0:11.37)	0:12.27 [5] (0:12.27)						
Average Speed [km/h]	41.1	62.4	63.3	63.0	64.9	63.0	58.5						
Top Speed [km/h]	60.2	64.1	63.8	63.8	65.6	64.2	62.6						
Avg. Dist. to Rail [m]	6.4	3.7	2.7	2.7	0.9	0.9	2.5						
Avg. Stride Freq. [Hz]	2.1	2.3	2.2	2.2	2.4	2.3	2.2						
Avg. Stride Length [m]	5.4	7.2	7.5	7.5	7.2	7.2	7.2						





# MackayProfessional

## Race 4: Leading Jockey 2025 Ashley Butler Class 3 Handicap - 1560m

12 August 2025 - 14:44



MACKAY TURF CLUB  
Ooralea Racecourse

Track Rating: Good 3, Weather: Overcast, Rail Position: +2.5m Entire

Section		Overall				1400m	1200m	1000m	800m	600m	400m	Last 600m	Distance Travelled [m]
Field Times		1:34.25 (0:11.77)				1:22.48 (0:11.45)	1:11.03 (0:11.29)	0:59.74 (0:11.61)	0:48.13 (0:11.90)	0:36.23 (0:12.13)	0:24.10 (0:11.72)	0:36.23	
Rank	TAB	Horse/Jockey	Barrier	Top Speed [km/h]	Fastest Section								
1	4	GENERAL HIPPO	7	64.5	0:11.34	1:34.25 [1]	1:22.19 [2]	1:10.61 [3]	0:59.27 [2]	0:47.82 [2]	0:36.06 [2]	0:24.08 [2]	0:36.06
		Adin Thompson		1200m	1200m	(0:12.06)	(0:11.58)	(0:11.34)	(0:11.45)	(0:11.76)	(0:11.98)	(0:11.70)	
2	9	THE PENSKE FILE	3	64.0	0:11.38	1:34.43 [2]	1:22.02 [4]	1:10.34 [5]	0:58.96 [5]	0:47.49 [4]	0:35.84 [4]	0:23.91 [4]	0:35.84 +0
		Raul Silvera Olivera		1000m	1200m	(0:12.41)	(0:11.68)	(0:11.38)	(0:11.47)	(0:11.65)	(0:11.93)	(0:11.83)	
3	2	RAETIHI	2	64.9	0:11.29	1:34.87 [3]	1:23.10 [1]	1:11.65 [1]	1:00.36 [1]	0:48.75 [1]	0:36.85 [1]	0:24.72 [1]	0:36.85 -2
		Samantha Pointon		1200m	1200m	(0:11.77)	(0:11.45)	(0:11.29)	(0:11.61)	(0:11.90)	(0:12.13)	(0:11.83)	
4	3	CEASAR	4	64.8	0:11.38	1:35.55 [4]	1:22.95 [6]	1:11.10 [6]	0:59.63 [6]	0:48.25 [6]	0:36.65 [6]	0:24.91 [5]	0:36.65 -3
		Ryan Wiggins		1000m	1000m	(0:12.60)	(0:11.85)	(0:11.47)	(0:11.38)	(0:11.60)	(0:11.74)	(0:12.00)	
5	6	MAGIC GAME	1	64.5	0:11.32	1:35.78 [5]	1:22.85 [8]	1:11.02 [8]	0:59.70 [8]	0:48.30 [8]	0:36.82 [7]	0:24.74 [8]	0:36.82 +6
		Sean Cormack		1000m	1200m	(0:12.93)	(0:11.83)	(0:11.32)	(0:11.40)	(0:11.48)	(0:12.08)	(0:12.15)	
6	5	SMOOTH TORQUE	6	64.0	0:11.39	1:35.95 [6]	1:23.86 [3]	1:12.31 [2]	1:00.92 [3]	0:49.46 [3]	0:37.61 [3]	0:25.51 [3]	0:37.61 +1
		Tahlia Fenlon		1200m	1200m	(0:12.09)	(0:11.55)	(0:11.39)	(0:11.46)	(0:11.85)	(0:12.10)	(0:12.20)	
7	7	SPRING VALLEY	8	65.0	0:11.31	1:36.08 [7]	1:23.37 [7]	1:11.50 [7]	1:00.08 [7]	0:48.77 [7]	0:37.02 [8]	0:25.05 [7]	0:37.02 +4
		Georgina Cartwright		1000m	1000m	(0:12.71)	(0:11.87)	(0:11.42)	(0:11.31)	(0:11.75)	(0:11.97)	(0:12.12)	
8	1	COUNTER	5	64.5	0:11.38	1:36.98 [8]	1:24.57 [4]	1:12.91 [4]	1:01.53 [4]	0:49.99 [5]	0:38.27 [5]	0:26.10 [6]	0:38.27 +2
		Ashley Butler		1200m	1200m	(0:12.41)	(0:11.66)	(0:11.38)	(0:11.54)	(0:11.72)	(0:12.17)	(0:12.45)	

Scratched: Orca (#10), Bo Bo Beware (#8)



# MackayProfessional

## Race 4: Leading Jockey 2025 Ashley Butler Class 3 Handicap - 1560m

12 August 2025 - 14:44



MACKAY TURF CLUB  
Ooralea Racecourse

Track Rating: Good 3, Weather: Overcast, Rail Position: +2.5m Entire

Section		200m					Last 600m		
Field Times		0:12.38 (0:12.38)					0:36.23		
Rank	TAB	Horse/Jockey	Barrier	Top Speed [km/h]	Fastest Section	Margin		Distance Travelled [m]	
1	4	GENERAL HIPPO	7	64.5	0:11.34	0:12.38 [1]	1:34.25	0:36.06	
		Adin Thompson		1200m	1200m	(0:12.38)			
2	9	THE PENSKE FILE	3	64.0	0:11.38	0:12.08 [3]	1.1L	0:35.84	+0
		Raul Silvera Olivera		1000m	1200m	(0:12.08)			
3	2	RAETIHI	2	64.9	0:11.29	0:12.89 [2]	3.65L	0:36.85	-2
		Samantha Pointon		1200m	1200m	(0:12.89)			
4	3	CEASAR	4	64.8	0:11.38	0:12.91 [5]	7.65L	0:36.65	-3
		Ryan Wiggins		1000m	1000m	(0:12.91)			
5	6	MAGIC GAME	1	64.5	0:11.32	0:12.59 [7]	9.01L	0:36.82	+6
		Sean Cormack		1000m	1200m	(0:12.59)			
6	5	SMOOTH TORQUE	6	64.0	0:11.39	0:13.31 [4]	9.99L	0:37.61	+1
		Tahlia Fenlon		1200m	1200m	(0:13.31)			
7	7	SPRING VALLEY	8	65.0	0:11.31	0:12.93 [6]	10.79L	0:37.02	+4
		Georgina Cartwright		1000m	1000m	(0:12.93)			
8	1	COUNTER	5	64.5	0:11.38	0:13.65 [8]	16.09L	0:38.27	+2
		Ashley Butler		1200m	1200m	(0:13.65)			

Scratched: Orca (#10), Bo Bo Beware (#8)



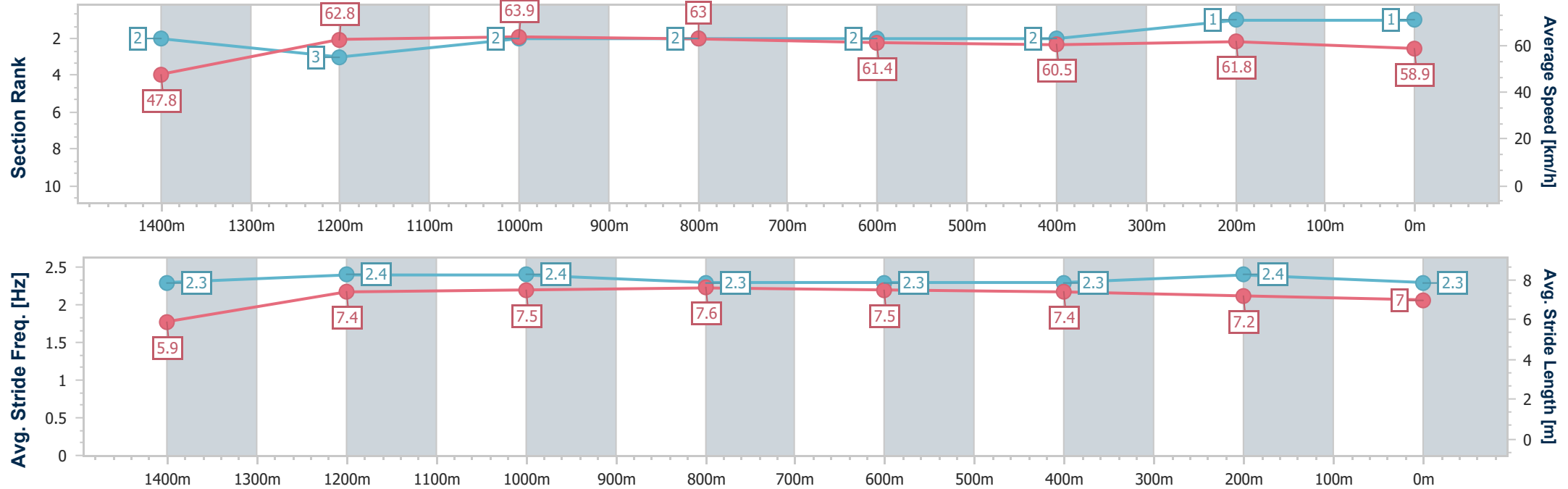
Horse/Jockey Name	General Hippo
Final Rank	1
Fastest Section Time (Section)	0:11.34 (1200m)
Top Speed [km/h] (Section)	64.5 (1200m)
Race State	Finished



MackayProfessional  
Race 4: Leading Jockey 2025 Ashley Butler Class 3 Handicap - 1560m  
12 August 2025 - 14:44  
Track Rating: Good 3, Weather: Overcast, Rail Position: +2.5m Entire



Section	Overall	1400m	1200m	1000m	800m	600m	400m	200m					
Section Times	1:34.25 [1] (0:12.06)	1:22.19 [2] (0:11.58)	1:10.61 [3] (0:11.34)	0:59.27 [2] (0:11.45)	0:47.82 [2] (0:11.76)	0:36.06 [2] (0:11.98)	0:24.08 [2] (0:11.70)	0:12.38 [1] (0:12.38)					
Average Speed [km/h]	47.8	62.8	63.9	63.0	61.4	60.5	61.8	58.9					
Top Speed [km/h]	61.5	64.0	64.5	63.9	62.7	61.5	62.8	60.9					
Avg. Dist. to Rail [m]	5.8	2.7	2.1	0.8	1.2	0.7	3.7	2.9					
Avg. Stride Freq. [Hz]	2.3	2.4	2.4	2.3	2.3	2.3	2.4	2.3					
Avg. Stride Length [m]	5.9	7.4	7.5	7.6	7.5	7.4	7.2	7.0					



[ ] Ranking at each section and finish  
-.-.- No data available at this section  
NA No data available



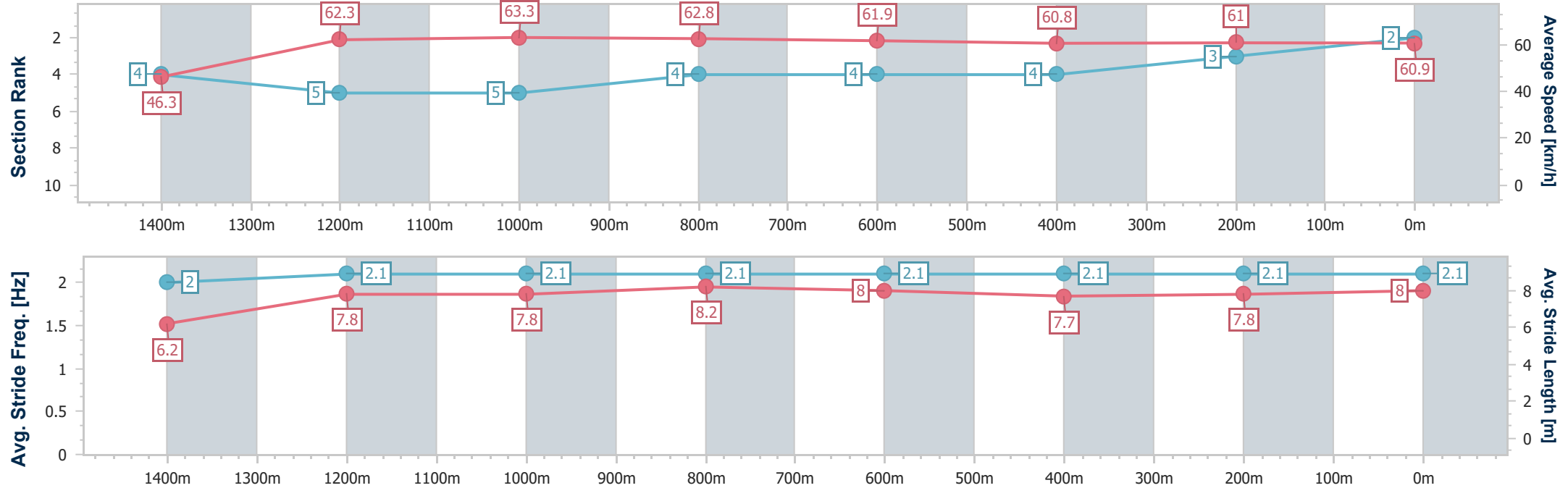
Horse/Jockey Name	The Penske File
Final Rank	2
Fastest Section Time (Section)	0:11.38 (1200m)
Top Speed [km/h] (Section)	64.0 (1000m)
Race State	Finished



MackayProfessional  
Race 4: Leading Jockey 2025 Ashley Butler Class 3 Handicap - 1560m  
12 August 2025 - 14:44  
Track Rating: Good 3, Weather: Overcast, Rail Position: +2.5m Entire



Section	Overall	1400m	1200m	1000m	800m	600m	400m	200m					
Section Times	1:34.43 [2] (0:12.41)	1:22.02 [4] (0:11.68)	1:10.34 [5] (0:11.38)	0:58.96 [5] (0:11.47)	0:47.49 [4] (0:11.65)	0:35.84 [4] (0:11.93)	0:23.91 [4] (0:11.83)	0:12.08 [3] (0:12.08)					
Average Speed [km/h]	46.3	62.3	63.3	62.8	61.9	60.8	61.0	60.9					
Top Speed [km/h]	61.6	63.4	63.8	64.0	62.7	61.2	61.7	61.6					
Avg. Dist. to Rail [m]	3.3	1.4	1.1	0.8	0.5	1.1	3.4	3.6					
Avg. Stride Freq. [Hz]	2.0	2.1	2.1	2.1	2.1	2.1	2.1	2.1					
Avg. Stride Length [m]	6.2	7.8	7.8	8.2	8.0	7.7	7.8	8.0					



- [ ] Ranking at each section and finish
- .-.- No data available at this section
- NA No data available



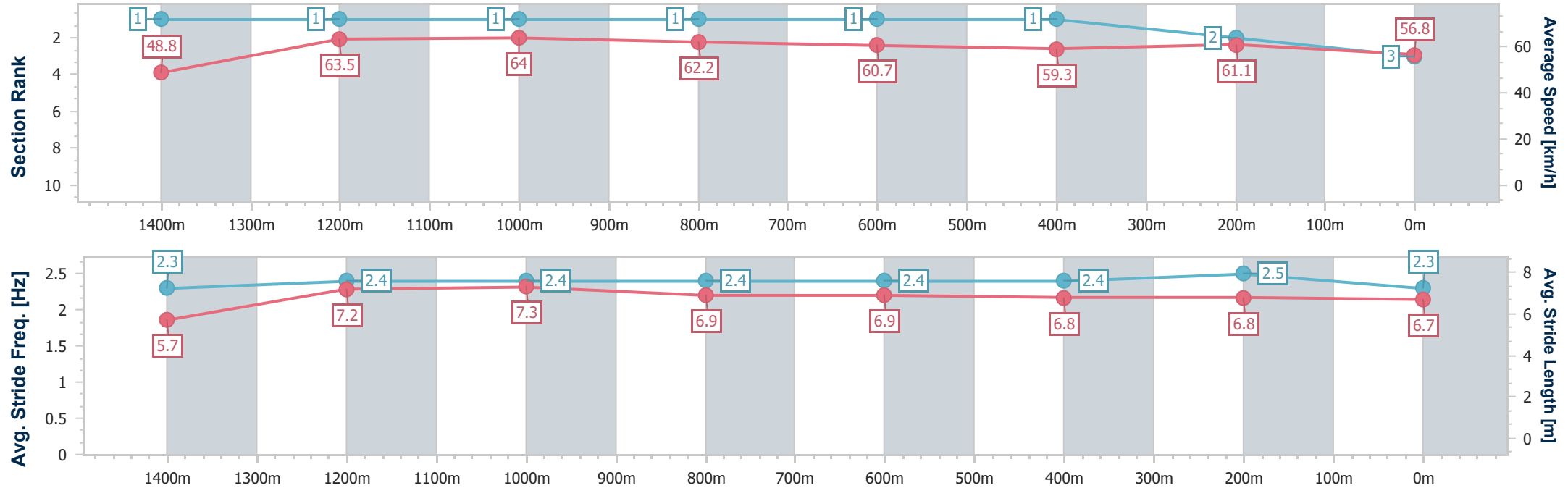
Horse/Jockey Name	Raetihi
Final Rank	3
Fastest Section Time (Section)	0:11.29 (1200m)
Top Speed [km/h] (Section)	64.9 (1200m)
Race State	Finished



MackayProfessional  
Race 4: Leading Jockey 2025 Ashley Butler Class 3 Handicap - 1560m  
12 August 2025 - 14:44  
Track Rating: Good 3, Weather: Overcast, Rail Position: +2.5m Entire



Section	Overall	1400m	1200m	1000m	800m	600m	400m	200m					
Section Times	1:34.87 [3] (0:11.77)	1:23.10 [1] (0:11.45)	1:11.65 [1] (0:11.29)	1:00.36 [1] (0:11.61)	0:48.75 [1] (0:11.90)	0:36.85 [1] (0:12.13)	0:24.72 [1] (0:11.83)	0:12.89 [2] (0:12.89)					
Average Speed [km/h]	48.8	63.5	64.0	62.2	60.7	59.3	61.1	56.8					
Top Speed [km/h]	64.4	64.9	64.9	64.0	61.8	60.9	61.6	59.3					
Avg. Dist. to Rail [m]	4.4	1.6	0.9	0.9	1.5	0.2	1.4	1.3					
Avg. Stride Freq. [Hz]	2.3	2.4	2.4	2.4	2.4	2.4	2.5	2.3					
Avg. Stride Length [m]	5.7	7.2	7.3	6.9	6.9	6.8	6.8	6.7					





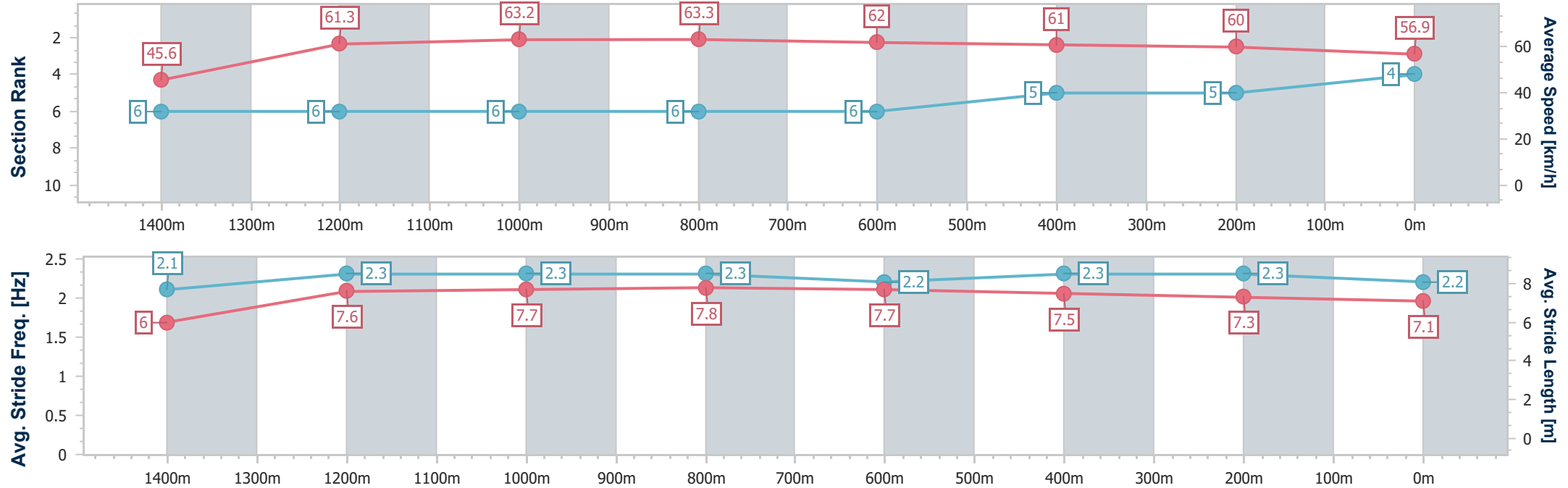
Horse/Jockey Name	Ceasar
Final Rank	4
Fastest Section Time (Section)	0:11.38 (1000m)
Top Speed [km/h] (Section)	64.8 (1000m)
Race State	Finished



MackayProfessional  
Race 4: Leading Jockey 2025 Ashley Butler Class 3 Handicap - 1560m  
12 August 2025 - 14:44  
Track Rating: Good 3, Weather: Overcast, Rail Position: +2.5m Entire



Section	Overall	1400m	1200m	1000m	800m	600m	400m	200m					
Section Times	1:35.55 [4] (0:12.60)	1:22.95 [6] (0:11.85)	1:11.10 [6] (0:11.47)	0:59.63 [6] (0:11.38)	0:48.25 [6] (0:11.60)	0:36.65 [6] (0:11.74)	0:24.91 [5] (0:12.00)	0:12.91 [5] (0:12.91)					
Average Speed [km/h]	45.6	61.3	63.2	63.3	62.0	61.0	60.0	56.9					
Top Speed [km/h]	60.9	62.5	63.9	64.8	63.1	62.2	61.3	59.7					
Avg. Dist. to Rail [m]	4.2	2.0	1.6	0.7	0.5	0.7	1.6	2.5					
Avg. Stride Freq. [Hz]	2.1	2.3	2.3	2.3	2.2	2.3	2.3	2.2					
Avg. Stride Length [m]	6.0	7.6	7.7	7.8	7.7	7.5	7.3	7.1					







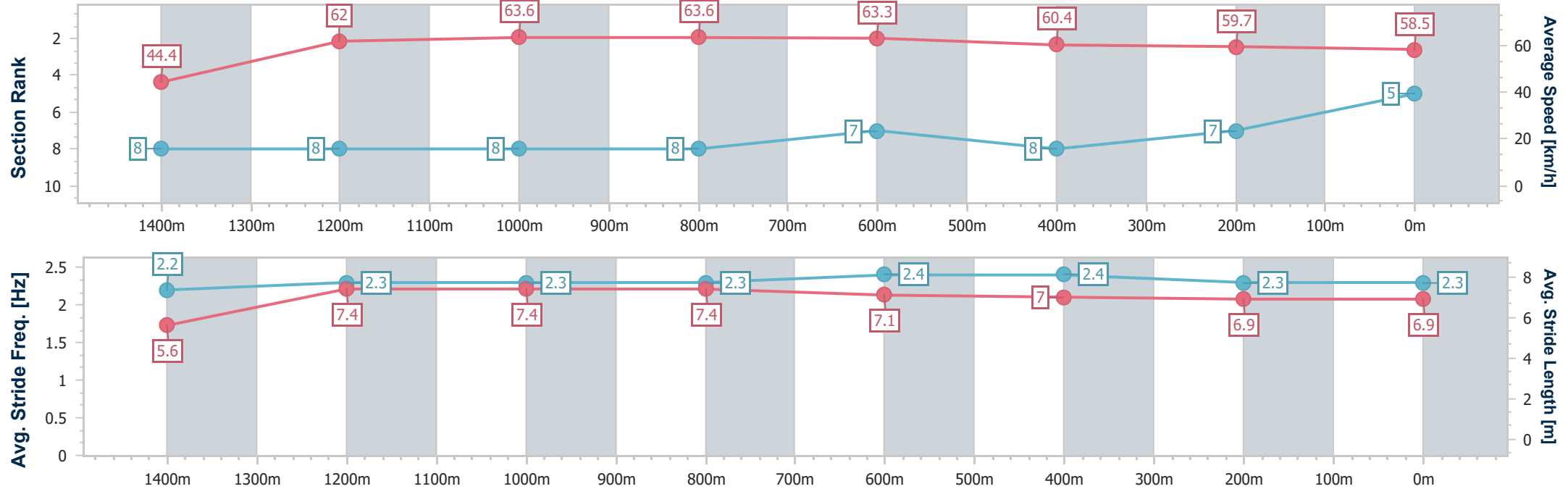
Horse/Jockey Name	Magic Game
Final Rank	5
Fastest Section Time (Section)	0:11.32 (1200m)
Top Speed [km/h] (Section)	64.5 (1000m)
Race State	Finished



MackayProfessional  
Race 4: Leading Jockey 2025 Ashley Butler Class 3 Handicap - 1560m  
12 August 2025 - 14:44  
Track Rating: Good 3, Weather: Overcast, Rail Position: +2.5m Entire



Section	Overall	1400m	1200m	1000m	800m	600m	400m	200m					
Section Times	1:35.78 [5] (0:12.93)	1:22.85 [8] (0:11.83)	1:11.02 [8] (0:11.32)	0:59.70 [8] (0:11.40)	0:48.30 [8] (0:11.48)	0:36.82 [7] (0:12.08)	0:24.74 [8] (0:12.15)	0:12.59 [7] (0:12.59)					
Average Speed [km/h]	44.4	62.0	63.6	63.6	63.3	60.4	59.7	58.5					
Top Speed [km/h]	61.5	63.8	64.2	64.5	64.0	62.2	60.4	59.8					
Avg. Dist. to Rail [m]	4.0	2.9	2.0	1.8	2.7	2.1	4.6	6.6					
Avg. Stride Freq. [Hz]	2.2	2.3	2.3	2.3	2.4	2.4	2.3	2.3					
Avg. Stride Length [m]	5.6	7.4	7.4	7.4	7.1	7.0	6.9	6.9					



[ ] Ranking at each section and finish  
- - - - - No data available at this section  
NA No data available



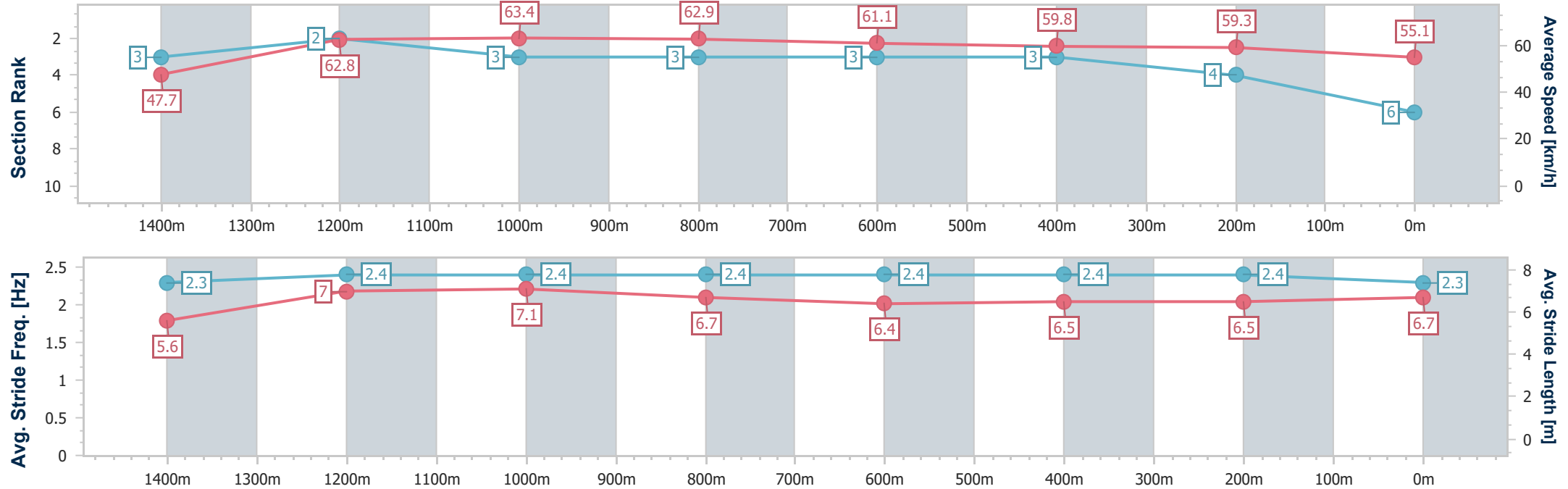
Horse/Jockey Name	Smooth Torque
Final Rank	6
Fastest Section Time (Section)	0:11.39 (1200m)
Top Speed [km/h] (Section)	64.0 (1200m)
Race State	Finished



MackayProfessional  
Race 4: Leading Jockey 2025 Ashley Butler Class 3 Handicap - 1560m  
12 August 2025 - 14:44  
Track Rating: Good 3, Weather: Overcast, Rail Position: +2.5m Entire



Section	Overall	1400m	1200m	1000m	800m	600m	400m	200m					
Section Times	1:35.95 [6] (0:12.09)	1:23.86 [3] (0:11.55)	1:12.31 [2] (0:11.39)	1:00.92 [3] (0:11.46)	0:49.46 [3] (0:11.85)	0:37.61 [3] (0:12.10)	0:25.51 [3] (0:12.20)	0:13.31 [4] (0:13.31)					
Average Speed [km/h]	47.7	62.8	63.4	62.9	61.1	59.8	59.3	55.1					
Top Speed [km/h]	61.7	63.8	64.0	63.7	62.5	60.4	60.4	57.3					
Avg. Dist. to Rail [m]	4.9	1.6	2.0	1.4	1.4	0.6	3.6	5.8					
Avg. Stride Freq. [Hz]	2.3	2.4	2.4	2.4	2.4	2.4	2.4	2.3					
Avg. Stride Length [m]	5.6	7.0	7.1	6.7	6.4	6.5	6.5	6.7					





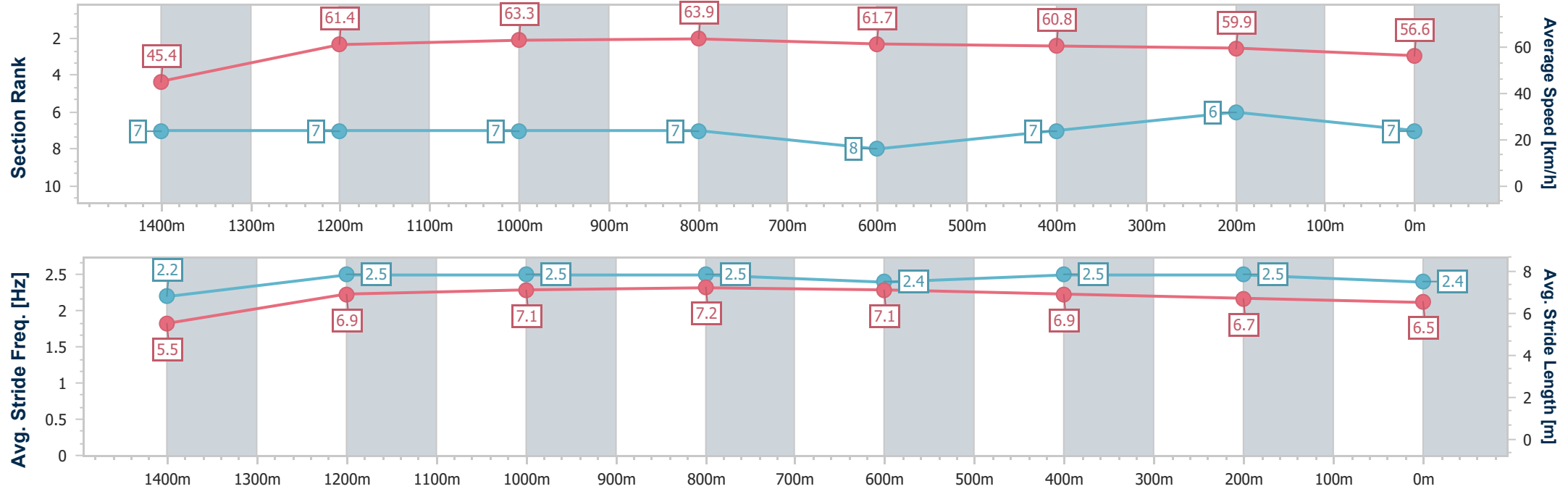
Horse/Jockey Name	Spring Valley
Final Rank	7
Fastest Section Time (Section)	0:11.31 (1000m)
Top Speed [km/h] (Section)	65.0 (1000m)
Race State	Finished



MackayProfessional  
Race 4: Leading Jockey 2025 Ashley Butler Class 3 Handicap - 1560m  
12 August 2025 - 14:44  
Track Rating: Good 3, Weather: Overcast, Rail Position: +2.5m Entire



Section	Overall	1400m	1200m	1000m	800m	600m	400m	200m					
Section Times	1:36.08 [7] (0:12.71)	1:23.37 [7] (0:11.87)	1:11.50 [7] (0:11.42)	1:00.08 [7] (0:11.31)	0:48.77 [7] (0:11.75)	0:37.02 [8] (0:11.97)	0:25.05 [7] (0:12.12)	0:12.93 [6] (0:12.93)					
Average Speed [km/h]	45.4	61.4	63.3	63.9	61.7	60.8	59.9	56.6					
Top Speed [km/h]	61.2	64.3	64.0	65.0	63.0	63.1	61.1	59.7					
Avg. Dist. to Rail [m]	6.5	2.6	2.8	1.3	1.6	1.6	3.3	5.0					
Avg. Stride Freq. [Hz]	2.2	2.5	2.5	2.5	2.4	2.5	2.5	2.4					
Avg. Stride Length [m]	5.5	6.9	7.1	7.2	7.1	6.9	6.7	6.5					



[ ] Ranking at each section and finish  
-.-.- No data available at this section  
NA No data available



Horse/Jockey Name	Counter
Final Rank	8
Fastest Section Time (Section)	0:11.38 (1200m)
Top Speed [km/h] (Section)	64.5 (1200m)
Race State	Finished



**MackayProfessional**

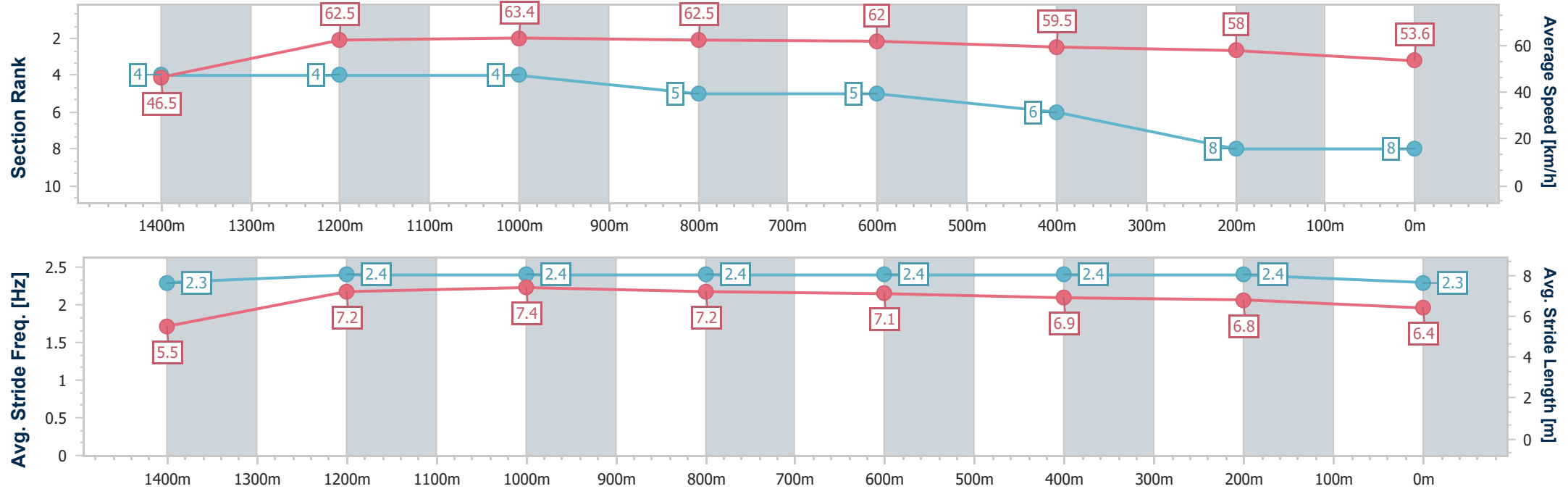
Race 4: Leading Jockey 2025 Ashley Butler Class 3 Handicap - 1560m

12 August 2025 - 14:44

Track Rating: Good 3, Weather: Overcast, Rail Position: +2.5m Entire

MACKAY TURF CLUB  
Ooralea Racecourse

Section	Overall	1400m	1200m	1000m	800m	600m	400m	200m					
Section Times	1:36.98 [8] (0:12.41)	1:24.57 [4] (0:11.66)	1:12.91 [4] (0:11.38)	1:01.53 [4] (0:11.54)	0:49.99 [5] (0:11.72)	0:38.27 [5] (0:12.17)	0:26.10 [6] (0:12.45)	0:13.65 [8] (0:13.65)					
Average Speed [km/h]	46.5	62.5	63.4	62.5	62.0	59.5	58.0	53.6					
Top Speed [km/h]	61.3	64.0	64.5	64.5	63.5	61.0	59.0	56.6					
Avg. Dist. to Rail [m]	5.0	2.5	1.8	1.5	1.7	1.1	2.6	3.7					
Avg. Stride Freq. [Hz]	2.3	2.4	2.4	2.4	2.4	2.4	2.4	2.3					
Avg. Stride Length [m]	5.5	7.2	7.4	7.2	7.1	6.9	6.8	6.4					





**MackayProfessional**  
**Race 5: Leading apprentice 2025 McKenzie Apel BENCHMARK 55**  
**Handicap - 1100m**  
**12 August 2025 - 15:18**



Track Rating: Good 3, Weather: Overcast, Rail Position: +2.5m Entire

Section					Overall	1000m	800m	600m	400m	200m	Last 600m		
Field Times					1:04.47 (0:08.25)	0:56.22 (0:10.52)	0:45.70 (0:10.84)	0:34.86 (0:11.19)	0:23.67 (0:11.28)	0:12.39 (0:12.39)	0:34.86		
Rank	TAB	Horse/Jockey	Barrier	Top Speed [km/h]	Fastest Section							Margin	Distance Travelled [m]
1	4	UNCUT GEM	4	68.7	0:08.49	1:04.47 [1]	0:55.98 [6]	0:45.16 [5]	0:34.35 [4]	0:23.13 [4]	0:11.89 [3]	1:04.47	0:34.35
		Leah Martyn		1000m	Overall	(0:08.49)	(0:10.82)	(0:10.81)	(0:11.22)	(0:11.24)	(0:11.89)		
2	2	RICH AGAIN	8	70.7	0:08.25	1:04.56 [2]	0:56.31 [1]	0:45.65 [2]	0:34.91 [2]	0:23.76 [1]	0:12.48 [1]	0.54L	0:34.91 +3
		Ashley Butler		1000m	Overall	(0:08.25)	(0:10.66)	(0:10.74)	(0:11.15)	(0:11.28)	(0:12.48)		
3	1	WOODSTOCK ROCK	6	70.1	0:08.26	1:04.61 [3]	0:56.35 [2]	0:45.84 [1]	0:35.00 [1]	0:23.63 [2]	0:12.34 [2]	0.84L	0:35.00 +3
		Ryan Wiggins		1000m	Overall	(0:08.26)	(0:10.51)	(0:10.84)	(0:11.37)	(0:11.29)	(0:12.34)		
4	11	RAVENITE	5	67.5	0:08.48	1:05.06 [4]	0:56.58 [5]	0:45.58 [6]	0:34.59 [6]	0:23.30 [6]	0:11.98 [5]	3.45L	0:34.59 +3
		Georgina Cartwright		800m	Overall	(0:08.48)	(0:11.00)	(0:10.99)	(0:11.29)	(0:11.32)	(0:11.98)		
5	8	AMBERINGER	2	68.3	0:08.88	1:05.16 [5]	0:56.28 [10]	0:45.31 [8]	0:34.43 [9]	0:23.01 [9]	0:11.66 [10]	4.04L	0:34.43 +6
		Amy Graham		800m	Overall	(0:08.88)	(0:10.97)	(0:10.88)	(0:11.42)	(0:11.35)	(0:11.66)		
6	5	MATTEI	10	68.5	0:08.82	1:05.20 [6]	0:56.38 [9]	0:45.35 [9]	0:34.42 [10]	0:22.99 [10]	0:11.73 [9]	4.27L	0:34.42 +7
		Adin Thompson		1000m	Overall	(0:08.82)	(0:11.03)	(0:10.93)	(0:11.43)	(0:11.26)	(0:11.73)		
7	10	CRIMSON DECIPHER	9	68.4	0:08.65	1:05.26 [7]	0:56.61 [7]	0:45.66 [7]	0:34.76 [7]	0:23.37 [7]	0:12.06 [7]	4.64L	0:34.76 +4
		Raul Silvera Olivera		800m	Overall	(0:08.65)	(0:10.95)	(0:10.90)	(0:11.39)	(0:11.31)	(0:12.06)		
8	6	THE KRONE	1	68.8	0:08.30	1:05.37 [8]	0:57.07 [4]	0:46.45 [3]	0:35.45 [3]	0:24.04 [3]	0:12.44 [4]	5.27L	0:35.45 -3
		Tahlia Fenlon		1000m	Overall	(0:08.30)	(0:10.62)	(0:11.00)	(0:11.41)	(0:11.60)	(0:12.44)		
9	9	QUERIDA	7	68.1	0:08.28	1:05.38 [9]	0:57.10 [3]	0:46.27 [4]	0:35.26 [5]	0:23.78 [5]	0:12.19 [6]	5.34L	0:35.26 +3
		Sean Cormack		1000m	Overall	(0:08.28)	(0:10.83)	(0:11.01)	(0:11.48)	(0:11.59)	(0:12.19)		
10	3	SPIN DOCTOR	3	68.4	0:08.71	1:05.56 [10]	0:56.85 [8]	0:45.69 [10]	0:34.87 [8]	0:23.53 [8]	0:12.13 [8]	6.43L	0:34.87 -6
		Samantha Pointon		800m	Overall	(0:08.71)	(0:11.16)	(0:10.82)	(0:11.34)	(0:11.40)	(0:12.13)		

Scratched: Diamond Money (#12), Just Frank (#17), Andiron (#7), Zaya (#13), Fireupzous (#16), Madame Moth (#14), Cailin Alainn (#15)



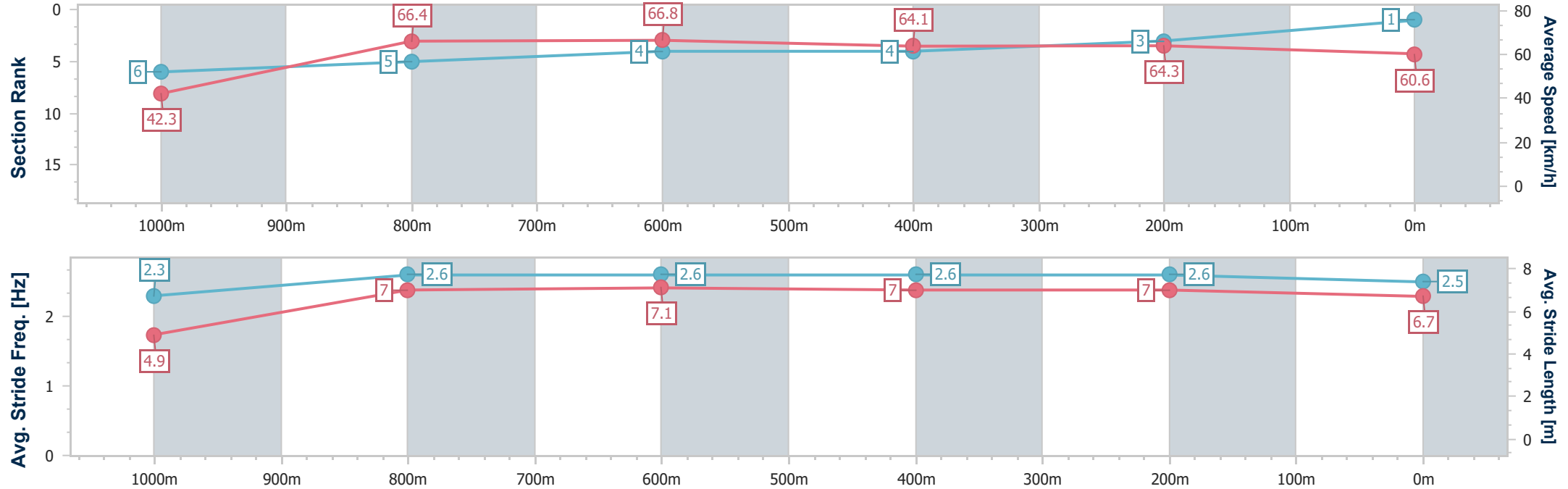
Horse/Jockey Name	Uncut Gem
Final Rank	1
Fastest Section Time (Section)	0:08.49 (Overall)
Top Speed [km/h] (Section)	68.7 (1000m)
Race State	Finished



MackayProfessional  
Race 5: Leading apprentice 2025 McKenzie Apel BENCHMARK  
55 Handicap - 1100m  
12 August 2025 - 15:18  
Track Rating: Good 3, Weather: Overcast, Rail Position: +2.5m  
Entire



Section	Overall	1000m	800m	600m	400m	200m								
Section Times	1:04.47 [1] (0:08.49)	0:55.98 [6] (0:10.82)	0:45.16 [5] (0:10.81)	0:34.35 [4] (0:11.22)	0:23.13 [4] (0:11.24)	0:11.89 [3] (0:11.89)								
Average Speed [km/h]	42.3	66.4	66.8	64.1	64.3	60.6								
Top Speed [km/h]	63.5	68.7	68.1	65.9	65.4	64.0								
Avg. Dist. to Rail [m]	3.4	0.4	0.6	0.6	3.1	5.0								
Avg. Stride Freq. [Hz]	2.3	2.6	2.6	2.6	2.6	2.5								
Avg. Stride Length [m]	4.9	7.0	7.1	7.0	7.0	6.7								



[ ] Ranking at each section and finish  
-.-.- No data available at this section  
NA No data available



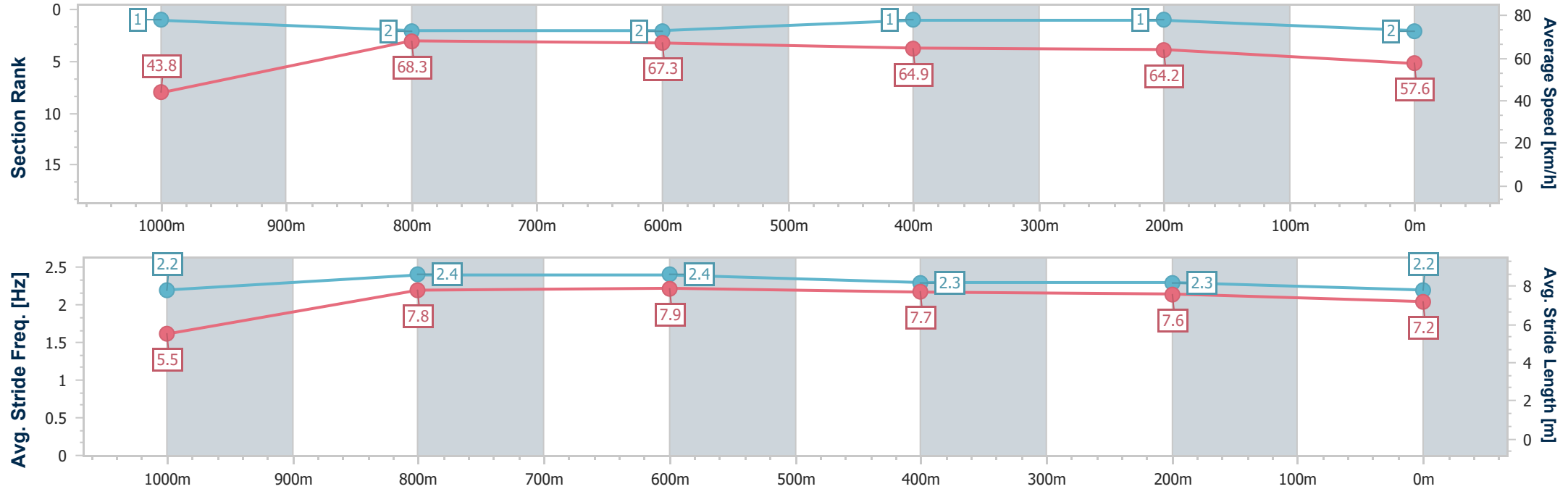
Horse/Jockey Name	Rich Again
Final Rank	2
Fastest Section Time (Section)	0:08.25 (Overall)
Top Speed [km/h] (Section)	70.7 (1000m)
Race State	Finished



MackayProfessional  
Race 5: Leading apprentice 2025 McKenzie Apel BENCHMARK  
55 Handicap - 1100m  
12 August 2025 - 15:18  
Track Rating: Good 3, Weather: Overcast, Rail Position: +2.5m  
Entire



Section	Overall	1000m	800m	600m	400m	200m								
Section Times	1:04.56 [2] (0:08.25)	0:56.31 [1] (0:10.66)	0:45.65 [2] (0:10.74)	0:34.91 [2] (0:11.15)	0:23.76 [1] (0:11.28)	0:12.48 [1] (0:12.48)								
Average Speed [km/h]	43.8	68.3	67.3	64.9	64.2	57.6								
Top Speed [km/h]	63.4	70.7	70.6	65.9	65.1	61.8								
Avg. Dist. to Rail [m]	7.3	3.3	1.6	0.6	3.0	3.8								
Avg. Stride Freq. [Hz]	2.2	2.4	2.4	2.3	2.3	2.2								
Avg. Stride Length [m]	5.5	7.8	7.9	7.7	7.6	7.2								



[ ] Ranking at each section and finish  
-.-.- No data available at this section  
NA No data available



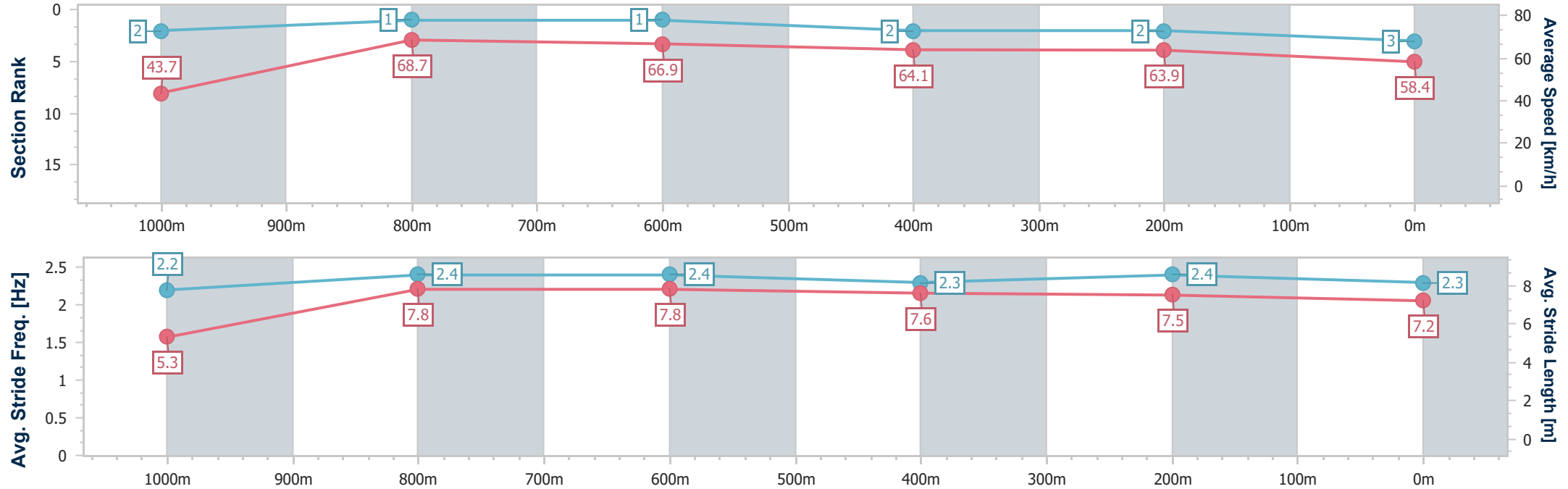
Horse/Jockey Name	Woodstock Rock
Final Rank	3
Fastest Section Time (Section)	0:08.26 (Overall)
Top Speed [km/h] (Section)	70.1 (1000m)
Race State	Finished



MackayProfessional  
Race 5: Leading apprentice 2025 McKenzie Apel BENCHMARK  
55 Handicap - 1100m  
12 August 2025 - 15:18  
Track Rating: Good 3, Weather: Overcast, Rail Position: +2.5m  
Entire



Section	Overall	1000m	800m	600m	400m	200m								
Section Times	1:04.61 [3] (0:08.26)	0:56.35 [2] (0:10.51)	0:45.84 [1] (0:10.84)	0:35.00 [1] (0:11.37)	0:23.63 [2] (0:11.29)	0:12.34 [2] (0:12.34)								
Average Speed [km/h]	43.7	68.7	66.9	64.1	63.9	58.4								
Top Speed [km/h]	66.8	70.1	68.5	65.7	66.1	62.6								
Avg. Dist. to Rail [m]	4.3	1.6	1.2	2.0	1.9	3.7								
Avg. Stride Freq. [Hz]	2.2	2.4	2.4	2.3	2.4	2.3								
Avg. Stride Length [m]	5.3	7.8	7.8	7.6	7.5	7.2								







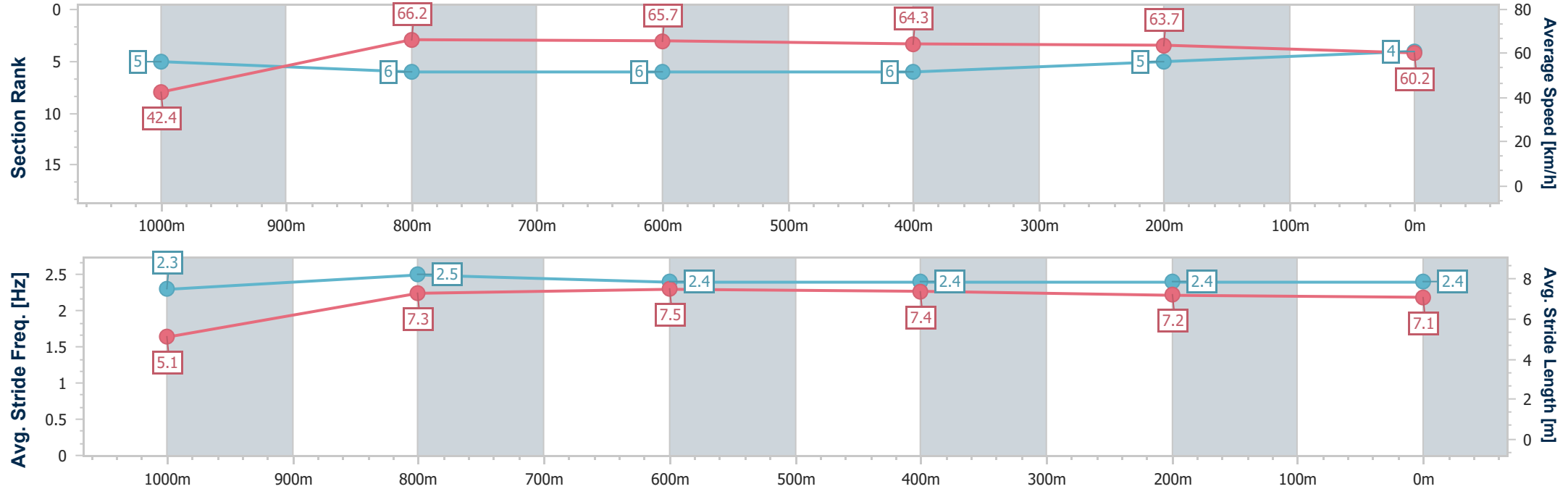
Horse/Jockey Name	Ravenite
Final Rank	4
Fastest Section Time (Section)	0:08.48 (Overall)
Top Speed [km/h] (Section)	67.5 (800m)
Race State	Finished



MackayProfessional  
Race 5: Leading apprentice 2025 McKenzie Apel BENCHMARK  
55 Handicap - 1100m  
12 August 2025 - 15:18  
Track Rating: Good 3, Weather: Overcast, Rail Position: +2.5m  
Entire



Section	Overall	1000m	800m	600m	400m	200m								
Section Times	1:05.06 [4] (0:08.48)	0:56.58 [5] (0:11.00)	0:45.58 [6] (0:10.99)	0:34.59 [6] (0:11.29)	0:23.30 [6] (0:11.32)	0:11.98 [5] (0:11.98)								
Average Speed [km/h]	42.4	66.2	65.7	64.3	63.7	60.2								
Top Speed [km/h]	62.2	67.2	67.5	65.3	64.7	63.0								
Avg. Dist. to Rail [m]	4.5	2.3	2.7	0.7	3.3	5.1								
Avg. Stride Freq. [Hz]	2.3	2.5	2.4	2.4	2.4	2.4								
Avg. Stride Length [m]	5.1	7.3	7.5	7.4	7.2	7.1								





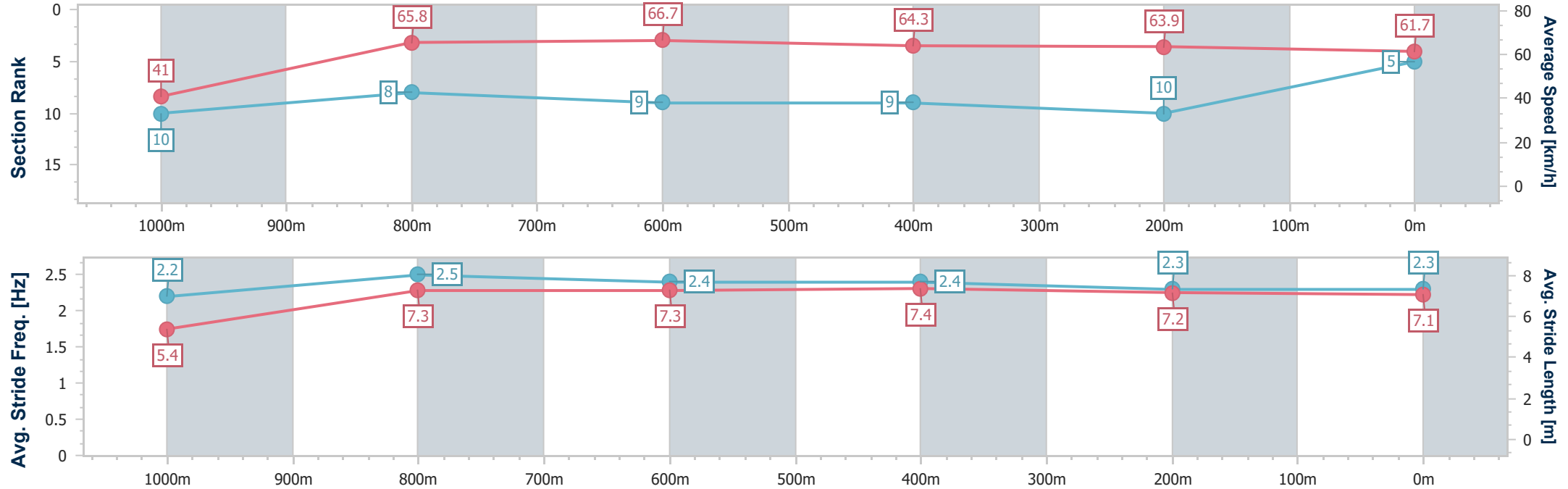
Horse/Jockey Name	Amberinger
Final Rank	5
Fastest Section Time (Section)	0:08.88 (Overall)
Top Speed [km/h] (Section)	68.3 (800m)
Race State	Finished



MackayProfessional  
Race 5: Leading apprentice 2025 McKenzie Apel BENCHMARK  
55 Handicap - 1100m  
12 August 2025 - 15:18  
Track Rating: Good 3, Weather: Overcast, Rail Position: +2.5m  
Entire



Section	Overall	1000m	800m	600m	400m	200m								
Section Times	1:05.16 [5] (0:08.88)	0:56.28 [10] (0:10.97)	0:45.31 [8] (0:10.88)	0:34.43 [9] (0:11.42)	0:23.01 [9] (0:11.35)	0:11.66 [10] (0:11.66)								
Average Speed [km/h]	41.0	65.8	66.7	64.3	63.9	61.7								
Top Speed [km/h]	62.8	68.0	68.3	65.3	64.4	64.2								
Avg. Dist. to Rail [m]	1.8	1.2	2.7	2.8	5.0	7.7								
Avg. Stride Freq. [Hz]	2.2	2.5	2.4	2.4	2.3	2.3								
Avg. Stride Length [m]	5.4	7.3	7.3	7.4	7.2	7.1								



[ ] Ranking at each section and finish  
-.-.- No data available at this section  
NA No data available



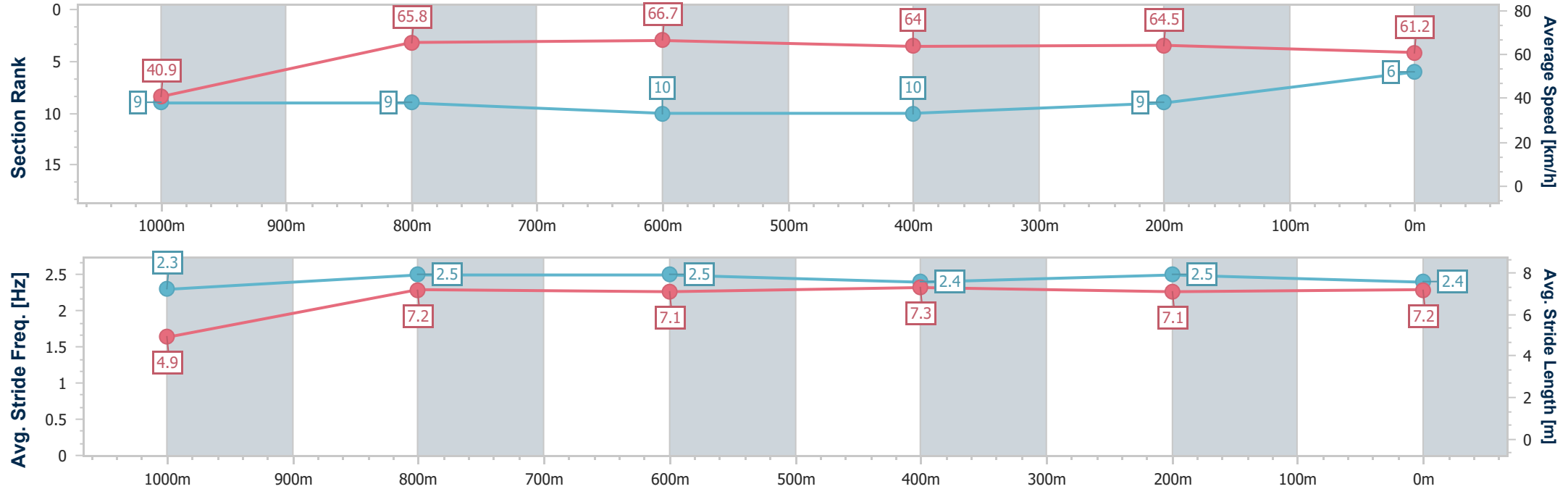
Horse/Jockey Name	Mattei
Final Rank	6
Fastest Section Time (Section)	0:08.82 (Overall)
Top Speed [km/h] (Section)	68.5 (1000m)
Race State	Finished



MackayProfessional  
Race 5: Leading apprentice 2025 McKenzie Apel BENCHMARK  
55 Handicap - 1100m  
12 August 2025 - 15:18  
Track Rating: Good 3, Weather: Overcast, Rail Position: +2.5m  
Entire



Section	Overall	1000m	800m	600m	400m	200m							
Section Times	1:05.20 [6] (0:08.82)	0:56.38 [9] (0:11.03)	0:45.35 [9] (0:10.93)	0:34.42 [10] (0:11.43)	0:22.99 [10] (0:11.26)	0:11.73 [9] (0:11.73)							
Average Speed [km/h]	40.9	65.8	66.7	64.0	64.5	61.2							
Top Speed [km/h]	62.0	68.5	68.4	66.2	65.6	64.5							
Avg. Dist. to Rail [m]	8.8	2.8	3.8	2.2	6.5	9.8							
Avg. Stride Freq. [Hz]	2.3	2.5	2.5	2.4	2.5	2.4							
Avg. Stride Length [m]	4.9	7.2	7.1	7.3	7.1	7.2							





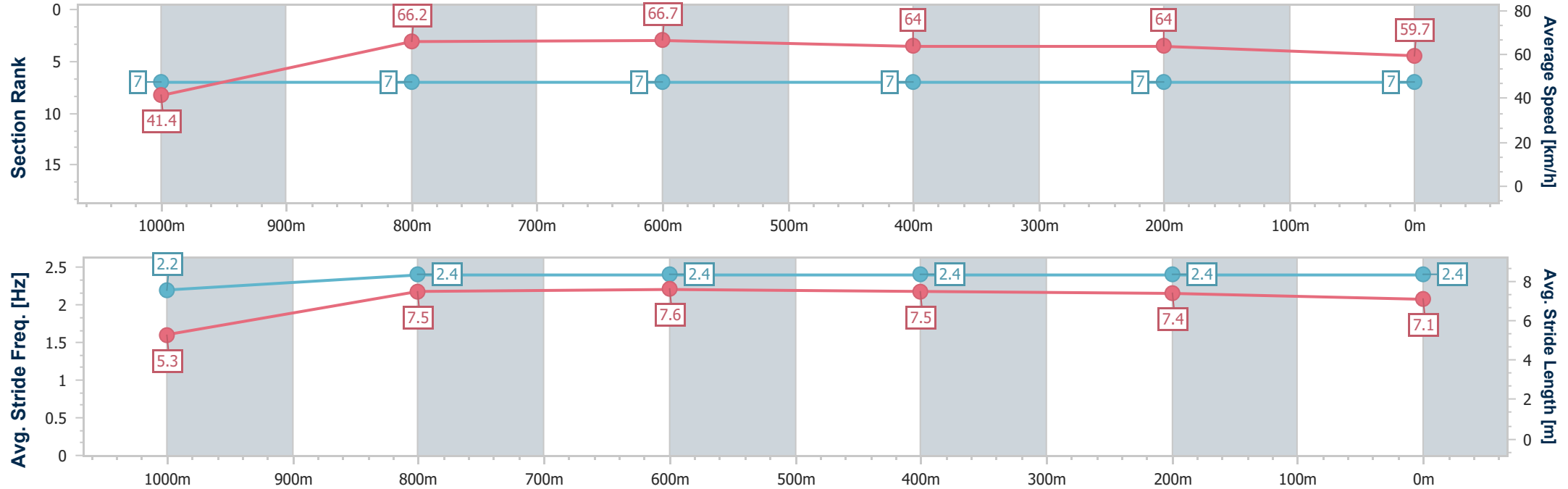
Horse/Jockey Name	Crimson Decipher
Final Rank	7
Fastest Section Time (Section)	0:08.65 (Overall)
Top Speed [km/h] (Section)	68.4 (800m)
Race State	Finished



MackayProfessional  
Race 5: Leading apprentice 2025 McKenzie Apel BENCHMARK  
55 Handicap - 1100m  
12 August 2025 - 15:18  
Track Rating: Good 3, Weather: Overcast, Rail Position: +2.5m  
Entire



Section	Overall	1000m	800m	600m	400m	200m								
Section Times	1:05.26 [7] (0:08.65)	0:56.61 [7] (0:10.95)	0:45.66 [7] (0:10.90)	0:34.76 [7] (0:11.39)	0:23.37 [7] (0:11.31)	0:12.06 [7] (0:12.06)								
Average Speed [km/h]	41.4	66.2	66.7	64.0	64.0	59.7								
Top Speed [km/h]	62.4	68.3	68.4	65.3	65.2	64.0								
Avg. Dist. to Rail [m]	7.1	2.2	2.3	1.9	4.6	7.1								
Avg. Stride Freq. [Hz]	2.2	2.4	2.4	2.4	2.4	2.4								
Avg. Stride Length [m]	5.3	7.5	7.6	7.5	7.4	7.1								





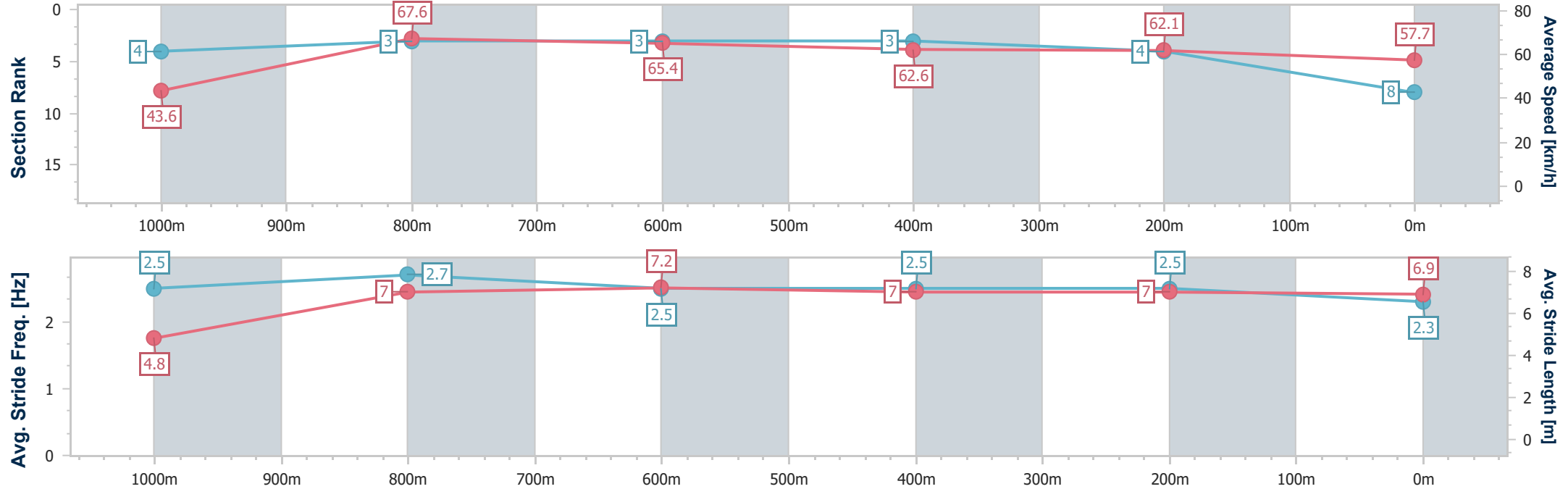
Horse/Jockey Name	The Krone
Final Rank	8
Fastest Section Time (Section)	0:08.30 (Overall)
Top Speed [km/h] (Section)	68.8 (1000m)
Race State	Finished



MackayProfessional  
Race 5: Leading apprentice 2025 McKenzie Apel BENCHMARK  
55 Handicap - 1100m  
12 August 2025 - 15:18  
Track Rating: Good 3, Weather: Overcast, Rail Position: +2.5m  
Entire



Section	Overall	1000m	800m	600m	400m	200m								
Section Times	1:05.37 [8] (0:08.30)	0:57.07 [4] (0:10.62)	0:46.45 [3] (0:11.00)	0:35.45 [3] (0:11.41)	0:24.04 [3] (0:11.60)	0:12.44 [4] (0:12.44)								
Average Speed [km/h]	43.6	67.6	65.4	62.6	62.1	57.7								
Top Speed [km/h]	65.7	68.8	68.0	63.7	63.5	60.8								
Avg. Dist. to Rail [m]	1.4	0.2	0.3	1.3	1.7	2.4								
Avg. Stride Freq. [Hz]	2.5	2.7	2.5	2.5	2.5	2.3								
Avg. Stride Length [m]	4.8	7.0	7.2	7.0	7.0	6.9								





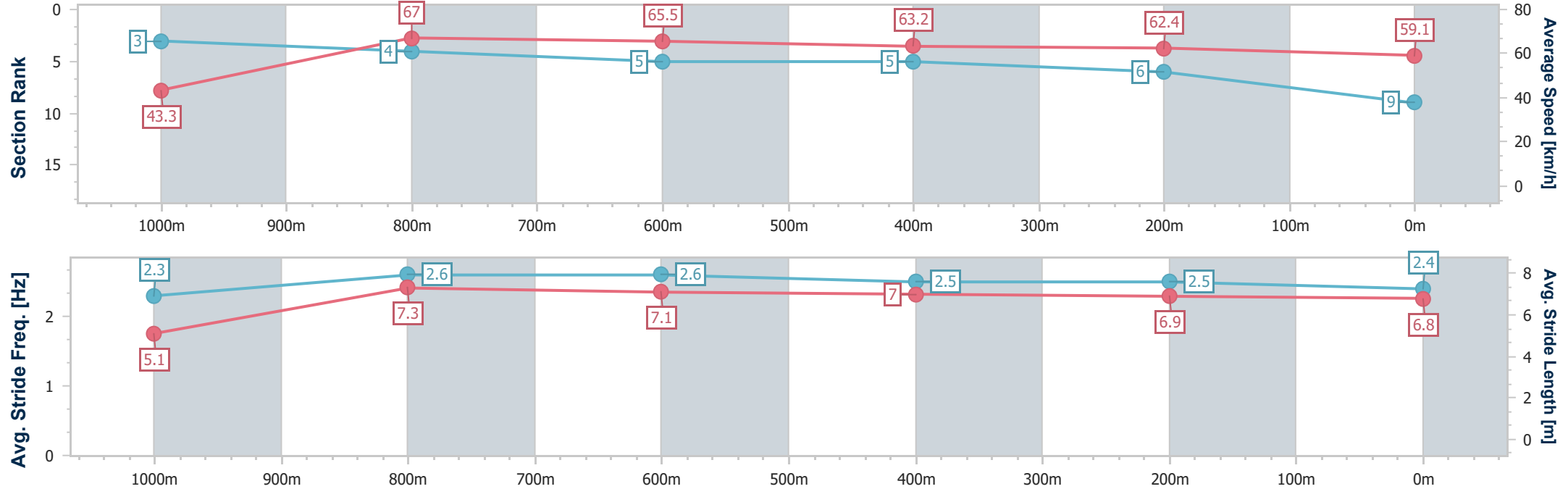
Horse/Jockey Name	Querida
Final Rank	9
Fastest Section Time (Section)	0:08.28 (Overall)
Top Speed [km/h] (Section)	68.1 (1000m)
Race State	Finished



MackayProfessional  
Race 5: Leading apprentice 2025 McKenzie Apel BENCHMARK  
55 Handicap - 1100m  
12 August 2025 - 15:18  
Track Rating: Good 3, Weather: Overcast, Rail Position: +2.5m  
Entire



Section	Overall	1000m	800m	600m	400m	200m								
Section Times	1:05.38 [9] (0:08.28)	0:57.10 [3] (0:10.83)	0:46.27 [4] (0:11.01)	0:35.26 [5] (0:11.48)	0:23.78 [5] (0:11.59)	0:12.19 [6] (0:12.19)								
Average Speed [km/h]	43.3	67.0	65.5	63.2	62.4	59.1								
Top Speed [km/h]	64.3	68.1	67.1	64.4	62.9	62.6								
Avg. Dist. to Rail [m]	6.5	2.1	1.6	1.0	4.1	5.7								
Avg. Stride Freq. [Hz]	2.3	2.6	2.6	2.5	2.5	2.4								
Avg. Stride Length [m]	5.1	7.3	7.1	7.0	6.9	6.8								





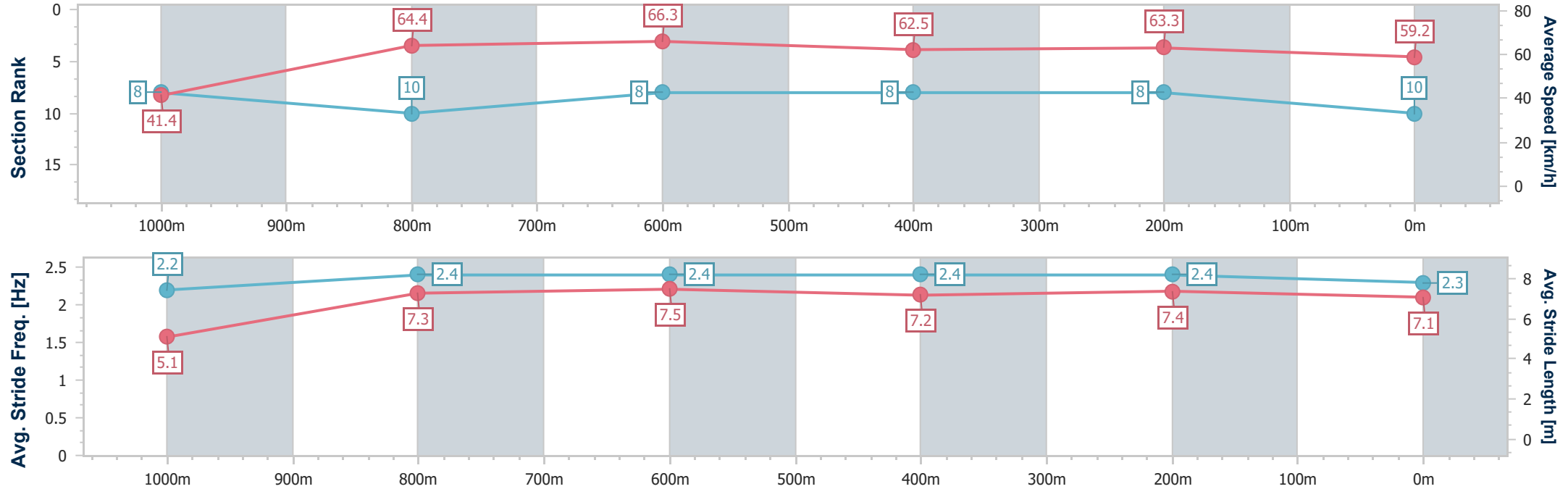
Horse/Jockey Name	Spin Doctor
Final Rank	10
Fastest Section Time (Section)	0:08.71 (Overall)
Top Speed [km/h] (Section)	68.4 (800m)
Race State	Finished



MackayProfessional  
Race 5: Leading apprentice 2025 McKenzie Apel BENCHMARK  
55 Handicap - 1100m  
12 August 2025 - 15:18  
Track Rating: Good 3, Weather: Overcast, Rail Position: +2.5m  
Entire



Section	Overall	1000m	800m	600m	400m	200m								
Section Times	1:05.56 [10] (0:08.71)	0:56.85 [8] (0:11.16)	0:45.69 [10] (0:10.82)	0:34.87 [8] (0:11.34)	0:23.53 [8] (0:11.40)	0:12.13 [8] (0:12.13)								
Average Speed [km/h]	41.4	64.4	66.3	62.5	63.3	59.2								
Top Speed [km/h]	61.8	67.6	68.4	64.4	63.7	62.2								
Avg. Dist. to Rail [m]	1.5	0.7	0.5	1.9	1.8	2.6								
Avg. Stride Freq. [Hz]	2.2	2.4	2.4	2.4	2.4	2.3								
Avg. Stride Length [m]	5.1	7.3	7.5	7.2	7.4	7.1								





# MackayProfessional

## Race 6: Horse of the Year Booming Lad OPEN Handicap - 1200m

12 August 2025 - 15:57



MACKAY TURF CLUB  
Ooralea Racecourse

Track Rating: Good 3, Weather: Overcast, Rail Position: +2.5m Entire

Section		Overall				1000m	800m	600m	400m	200m	Last 600m		
Field Times		1:10.50 (0:13.84)				0:56.66 (0:10.69)	0:45.97 (0:10.93)	0:35.04 (0:11.34)	0:23.70 (0:11.54)	0:12.16 (0:12.16)	0:35.04		
Rank	TAB	Horse/Jockey	Barrier	Top Speed [km/h]	Fastest Section						Margin	Distance Travelled [m]	
1	1	GO GETABOY	5	67.9	0:10.70	1:10.50 [1]	0:56.60 [3]	0:45.90 [3]	0:35.01 [2]	0:23.39 [3]	0:11.90 [2]	1:10.50	0:35.01
		Ashley Butler		1000m	1000m	(0:13.90)	(0:10.70)	(0:10.89)	(0:11.62)	(0:11.49)	(0:11.90)		
2	2	OUTBACK ACTION	10	68.7	0:10.71	1:10.54 [2]	0:56.70 [1]	0:45.99 [2]	0:34.94 [3]	0:23.74 [1]	0:12.20 [1]	0.2L	0:34.94 +1
		Georgina Cartwright		1000m	1000m	(0:13.84)	(0:10.71)	(0:11.05)	(0:11.20)	(0:11.54)	(0:12.20)		
3	4	DIVINE OKAY	3	67.1	0:11.00	1:10.59 [3]	0:56.12 [7]	0:45.06 [7]	0:34.06 [8]	0:22.93 [7]	0:11.69 [3]	0.53L	0:34.06 +1
		Adin Thompson		800m	800m	(0:14.47)	(0:11.06)	(0:11.00)	(0:11.13)	(0:11.24)	(0:11.69)		
4	3	THISLAND IS MYLAND	8	68.4	0:10.84	1:11.15 [4]	0:56.58 [8]	0:45.58 [8]	0:34.74 [5]	0:23.36 [8]	0:12.07 [6]	3.81L	0:34.74 +6
		Sean Cormack		800m	800m	(0:14.57)	(0:11.00)	(0:10.84)	(0:11.38)	(0:11.29)	(0:12.07)		
5	10	GALBALAN	7	68.5	0:10.92	1:11.52 [5]	0:56.62 [10]	0:45.46 [10]	0:34.54 [10]	0:23.44 [9]	0:12.19 [8]	5.99L	0:34.54 -2
		Jason Taylor		800m	800m	(0:14.90)	(0:11.16)	(0:10.92)	(0:11.10)	(0:11.25)	(0:12.19)		
6	8	BRASCO	6	66.6	0:11.04	1:11.57 [6]	0:57.23 [6]	0:46.19 [6]	0:35.11 [7]	0:24.06 [5]	0:12.57 [5]	6.3L	0:35.11 -2
		Adam Sewell		1000m	1000m	(0:14.34)	(0:11.04)	(0:11.08)	(0:11.05)	(0:11.49)	(0:12.57)		
7	7	BOLD HUNTER	9	65.9	0:11.13	1:11.68 [7]	0:57.60 [4]	0:46.37 [5]	0:35.24 [6]	0:24.05 [6]	0:12.52 [7]	6.94L	0:35.24 +1
		Leah Martyn		800m	800m	(0:14.08)	(0:11.23)	(0:11.13)	(0:11.19)	(0:11.53)	(0:12.52)		
8	11	MASTER MONTARO	4	69.1	0:10.64	1:11.79 [8]	0:57.90 [2]	0:47.26 [1]	0:36.33 [1]	0:24.78 [2]	0:12.85 [4]	7.56L	0:36.33 +0
		McKenzie Apel		1000m	1000m	(0:13.89)	(0:10.64)	(0:10.93)	(0:11.55)	(0:11.93)	(0:12.85)		
9	6	POET'S DAY	2	67.7	0:11.08	1:12.30 [9]	0:57.61 [9]	0:46.44 [9]	0:35.36 [9]	0:23.85 [10]	0:12.29 [10]	10.56L	0:35.36 +5
		Raul Silvera Olivera		800m	800m	(0:14.69)	(0:11.17)	(0:11.08)	(0:11.51)	(0:11.56)	(0:12.29)		
10	5	SUCH A WHIT	1	65.3	0:11.02	1:29.20 [10]	1:14.96 [5]	1:03.94 [4]	0:52.88 [4]	0:41.70 [4]	0:29.53 [9]	71.18L	0:52.88 -2
		Tahlia Fenlon		1000m	1000m	(0:14.24)	(0:11.02)	(0:11.06)	(0:11.18)	(0:12.17)	(0:29.53)		

Scratched: Head Honcho (#9)

Report Created: Tue 12 August 2025 17:02 GMT+1 (Note: Timing is based on position data)

Page 1/11

[ ] Ranking at each section and finish  
-:-:- No data available at this section  
NA No data available

SCN Saddle cloth number  
DNF Did not finish  
DNT Did not track

data processed by TRIPLESDATA





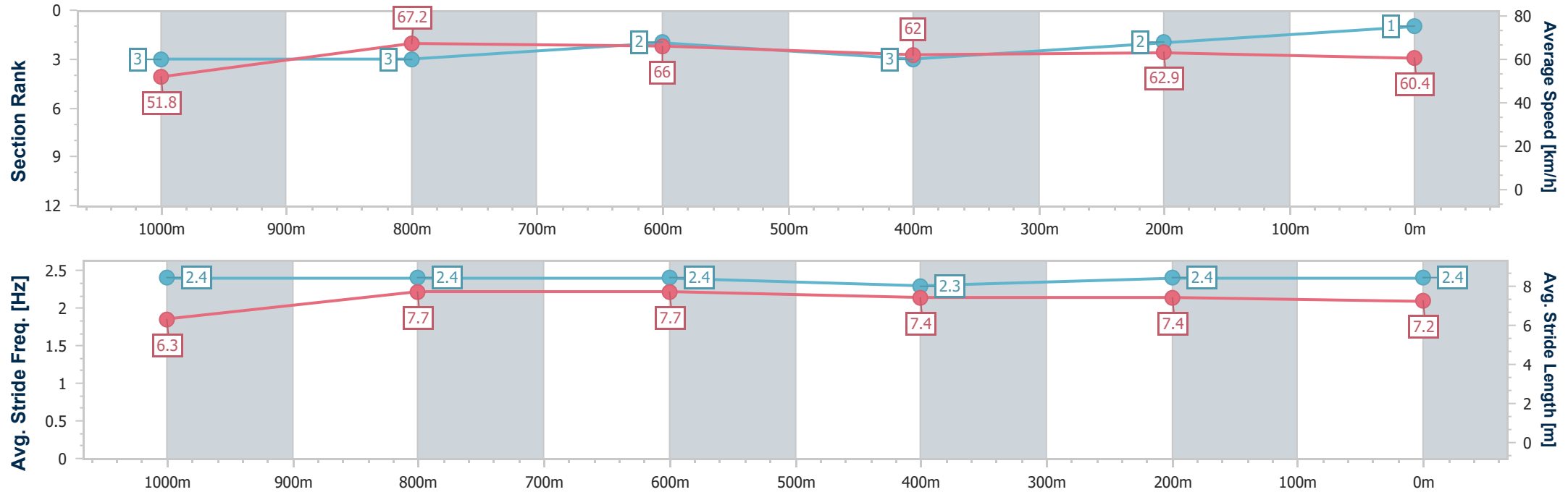
Horse/Jockey Name	Go Getaboy
Final Rank	1
Fastest Section Time (Section)	0:10.70 (1000m)
Top Speed [km/h] (Section)	67.9 (1000m)
Race State	Finished



MackayProfessional  
Race 6: Horse of the Year Booming Lad OPEN Handicap - 1200m  
12 August 2025 - 15:57  
Track Rating: Good 3, Weather: Overcast, Rail Position: +2.5m Entire



Section	Overall	1000m	800m	600m	400m	200m								
Section Times	1:10.50 [1] (0:13.90)	0:56.60 [3] (0:10.70)	0:45.90 [3] (0:10.89)	0:35.01 [2] (0:11.62)	0:23.39 [3] (0:11.49)	0:11.90 [2] (0:11.90)								
Average Speed [km/h]	51.8	67.2	66.0	62.0	62.9	60.4								
Top Speed [km/h]	66.8	67.9	67.5	64.2	63.8	63.1								
Avg. Dist. to Rail [m]	1.9	0.6	0.6	0.8	2.8	4.2								
Avg. Stride Freq. [Hz]	2.4	2.4	2.4	2.3	2.4	2.4								
Avg. Stride Length [m]	6.3	7.7	7.7	7.4	7.4	7.2								





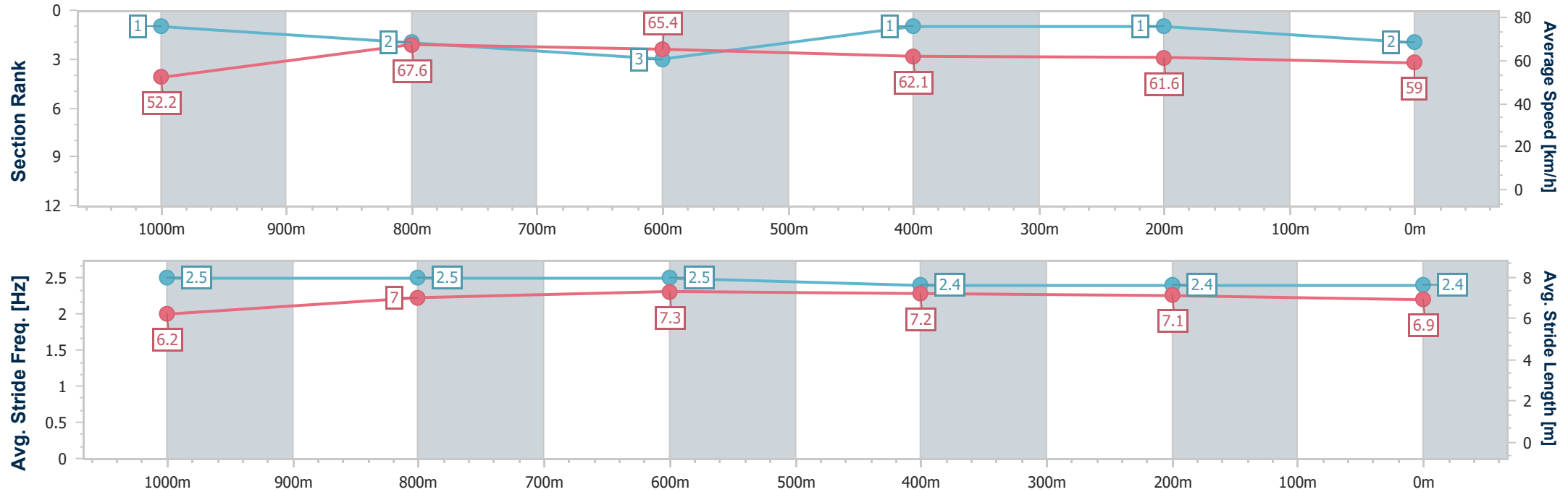
Horse/Jockey Name	Outback Action
Final Rank	2
Fastest Section Time (Section)	0:10.71 (1000m)
Top Speed [km/h] (Section)	68.7 (1000m)
Race State	Finished



MackayProfessional  
Race 6: Horse of the Year Booming Lad OPEN Handicap - 1200m  
12 August 2025 - 15:57  
Track Rating: Good 3, Weather: Overcast, Rail Position: +2.5m Entire



Section	Overall	1000m	800m	600m	400m	200m								
Section Times	1:10.54 [2] (0:13.84)	0:56.70 [1] (0:10.71)	0:45.99 [2] (0:11.05)	0:34.94 [3] (0:11.20)	0:23.74 [1] (0:11.54)	0:12.20 [1] (0:12.20)								
Average Speed [km/h]	52.2	67.6	65.4	62.1	61.6	59.0								
Top Speed [km/h]	68.4	68.7	66.7	63.3	62.3	61.3								
Avg. Dist. to Rail [m]	5.3	1.3	1.5	4.6	2.5	0.6								
Avg. Stride Freq. [Hz]	2.5	2.5	2.5	2.4	2.4	2.4								
Avg. Stride Length [m]	6.2	7.0	7.3	7.2	7.1	6.9								



[ ] Ranking at each section and finish  
-.-.- No data available at this section  
NA No data available



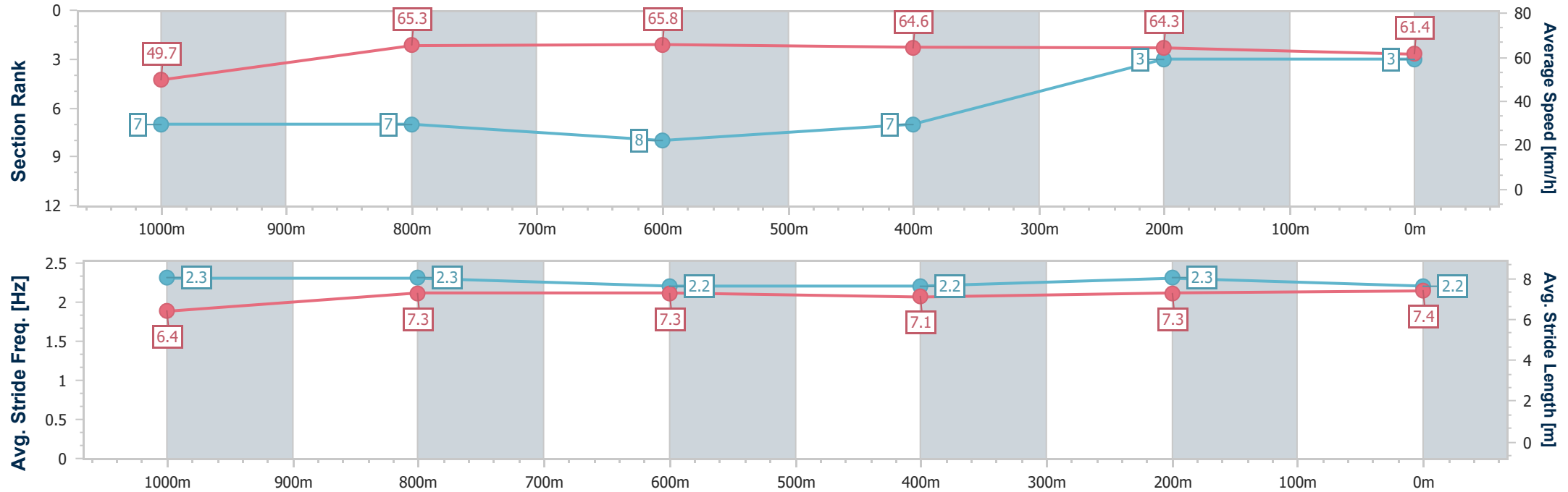
Horse/Jockey Name	Divine Okay
Final Rank	3
Fastest Section Time (Section)	0:11.00 (800m)
Top Speed [km/h] (Section)	67.1 (800m)
Race State	Finished



MackayProfessional  
Race 6: Horse of the Year Booming Lad OPEN Handicap - 1200m  
12 August 2025 - 15:57  
Track Rating: Good 3, Weather: Overcast, Rail Position: +2.5m Entire



Section	Overall	1000m	800m	600m	400m	200m							
Section Times	1:10.59 [3] (0:14.47)	0:56.12 [7] (0:11.06)	0:45.06 [7] (0:11.00)	0:34.06 [8] (0:11.13)	0:22.93 [7] (0:11.24)	0:11.69 [3] (0:11.69)							
Average Speed [km/h]	49.7	65.3	65.8	64.6	64.3	61.4							
Top Speed [km/h]	63.8	67.0	67.1	65.1	65.0	64.2							
Avg. Dist. to Rail [m]	1.9	1.8	0.9	0.3	1.6	2.4							
Avg. Stride Freq. [Hz]	2.3	2.3	2.2	2.2	2.3	2.2							
Avg. Stride Length [m]	6.4	7.3	7.3	7.1	7.3	7.4							



[ ] Ranking at each section and finish  
-.-.- No data available at this section  
NA No data available



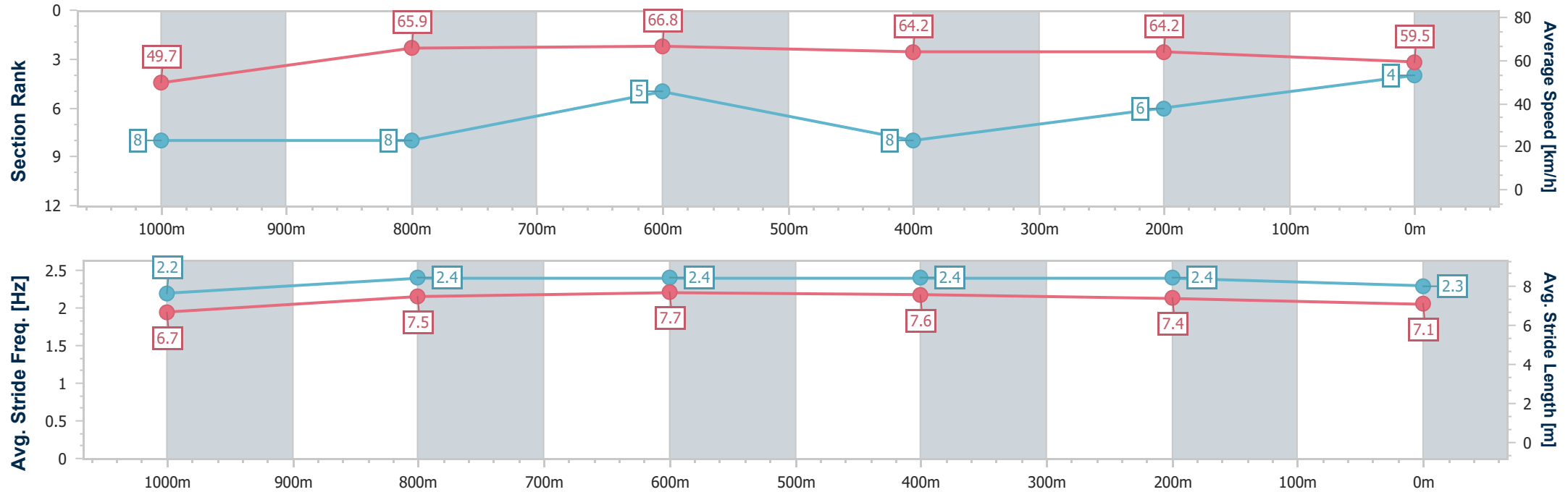
Horse/Jockey Name	Thisland Is Myland
Final Rank	4
Fastest Section Time (Section)	0:10.84 (800m)
Top Speed [km/h] (Section)	68.4 (800m)
Race State	Finished



MackayProfessional  
Race 6: Horse of the Year Booming Lad OPEN Handicap - 1200m  
12 August 2025 - 15:57  
Track Rating: Good 3, Weather: Overcast, Rail Position: +2.5m Entire



Section	Overall	1000m	800m	600m	400m	200m								
Section Times	1:11.15 [4] (0:14.57)	0:56.58 [8] (0:11.00)	0:45.58 [8] (0:10.84)	0:34.74 [5] (0:11.38)	0:23.36 [8] (0:11.29)	0:12.07 [6] (0:12.07)								
Average Speed [km/h]	49.7	65.9	66.8	64.2	64.2	59.5								
Top Speed [km/h]	63.6	68.3	68.4	65.0	65.2	63.1								
Avg. Dist. to Rail [m]	4.3	2.5	2.3	2.0	4.3	5.6								
Avg. Stride Freq. [Hz]	2.2	2.4	2.4	2.4	2.4	2.3								
Avg. Stride Length [m]	6.7	7.5	7.7	7.6	7.4	7.1								



[ ] Ranking at each section and finish  
-.-.- No data available at this section  
NA No data available



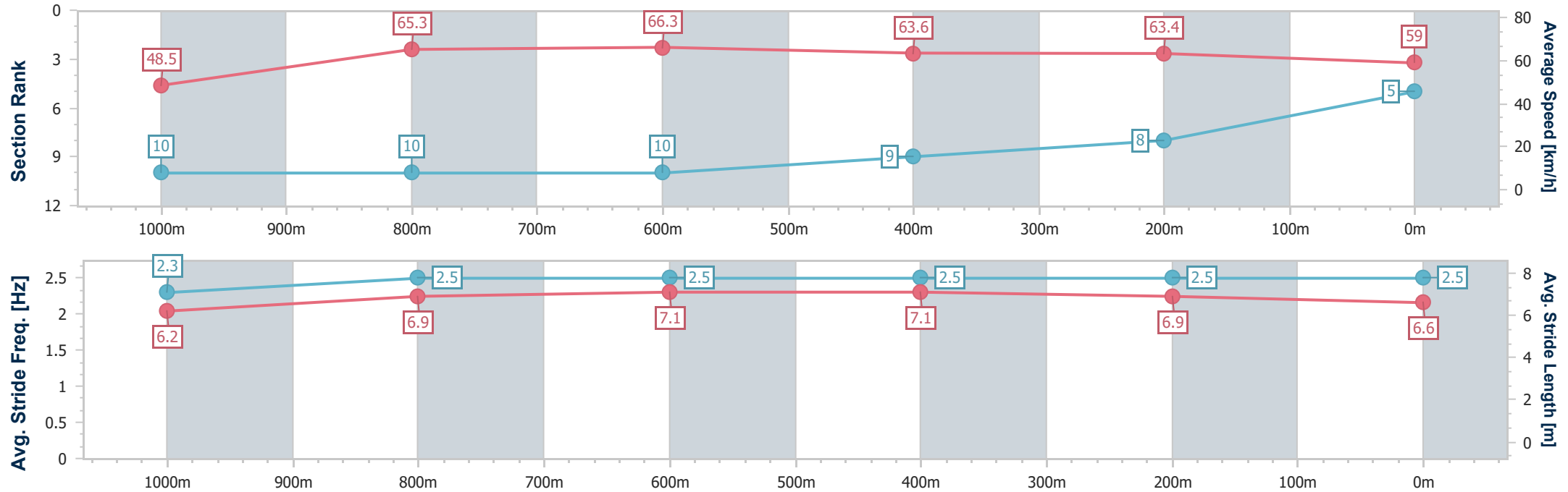
Horse/Jockey Name	Galbalan
Final Rank	5
Fastest Section Time (Section)	0:10.92 (800m)
Top Speed [km/h] (Section)	68.5 (800m)
Race State	Finished



MackayProfessional  
Race 6: Horse of the Year Booming Lad OPEN Handicap - 1200m  
12 August 2025 - 15:57  
Track Rating: Good 3, Weather: Overcast, Rail Position: +2.5m Entire



Section	Overall	1000m	800m	600m	400m	200m							
Section Times	1:11.52 [5] (0:14.90)	0:56.62 [10] (0:11.16)	0:45.46 [10] (0:10.92)	0:34.54 [10] (0:11.10)	0:23.44 [9] (0:11.25)	0:12.19 [8] (0:12.19)							
Average Speed [km/h]	48.5	65.3	66.3	63.6	63.4	59.0							
Top Speed [km/h]	63.8	66.8	68.5	64.3	64.1	61.8							
Avg. Dist. to Rail [m]	3.4	3.2	2.4	2.8	2.4	3.7							
Avg. Stride Freq. [Hz]	2.3	2.5	2.5	2.5	2.5	2.5							
Avg. Stride Length [m]	6.2	6.9	7.1	7.1	6.9	6.6							





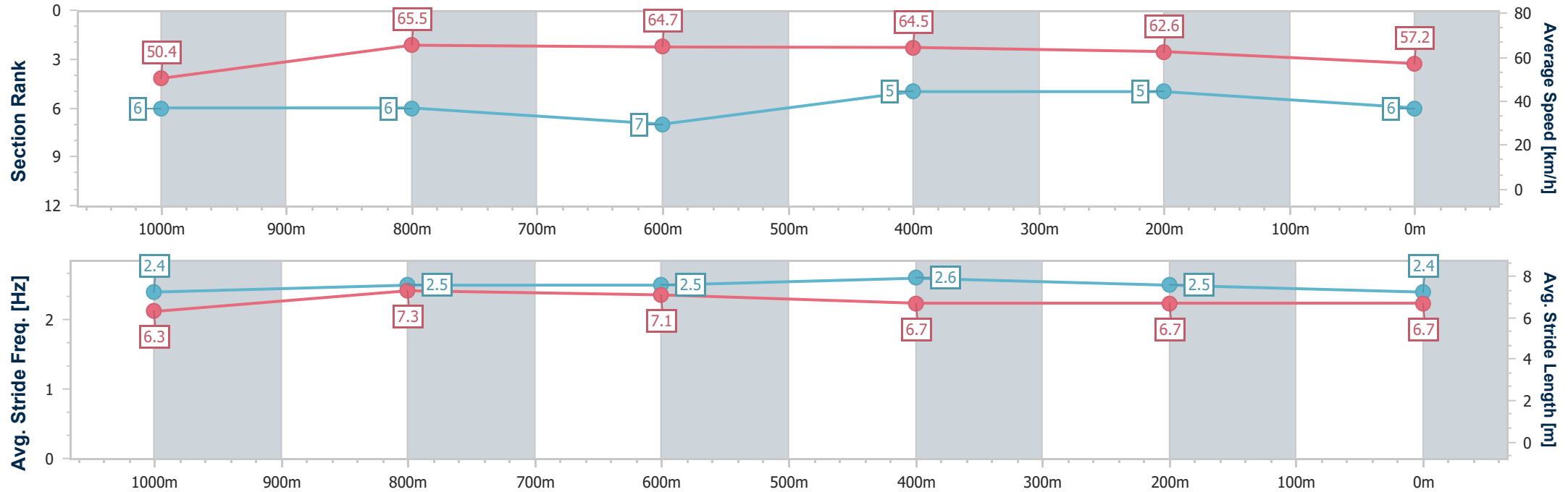
Horse/Jockey Name	Brasco
Final Rank	6
Fastest Section Time (Section)	0:11.04 (1000m)
Top Speed [km/h] (Section)	66.6 (1000m)
Race State	Finished



MackayProfessional  
Race 6: Horse of the Year Booming Lad OPEN Handicap - 1200m  
12 August 2025 - 15:57  
Track Rating: Good 3, Weather: Overcast, Rail Position: +2.5m Entire



Section	Overall	1000m	800m	600m	400m	200m							
Section Times	1:11.57 [6] (0:14.34)	0:57.23 [6] (0:11.04)	0:46.19 [6] (0:11.08)	0:35.11 [7] (0:11.05)	0:24.06 [5] (0:11.49)	0:12.57 [5] (0:12.57)							
Average Speed [km/h]	50.4	65.5	64.7	64.5	62.6	57.2							
Top Speed [km/h]	64.5	66.6	65.8	65.3	63.6	61.0							
Avg. Dist. to Rail [m]	3.2	0.7	0.5	1.5	1.6	2.6							
Avg. Stride Freq. [Hz]	2.4	2.5	2.5	2.6	2.5	2.4							
Avg. Stride Length [m]	6.3	7.3	7.1	6.7	6.7	6.7							



- [ ] Ranking at each section and finish
- .-.- No data available at this section
- NA No data available



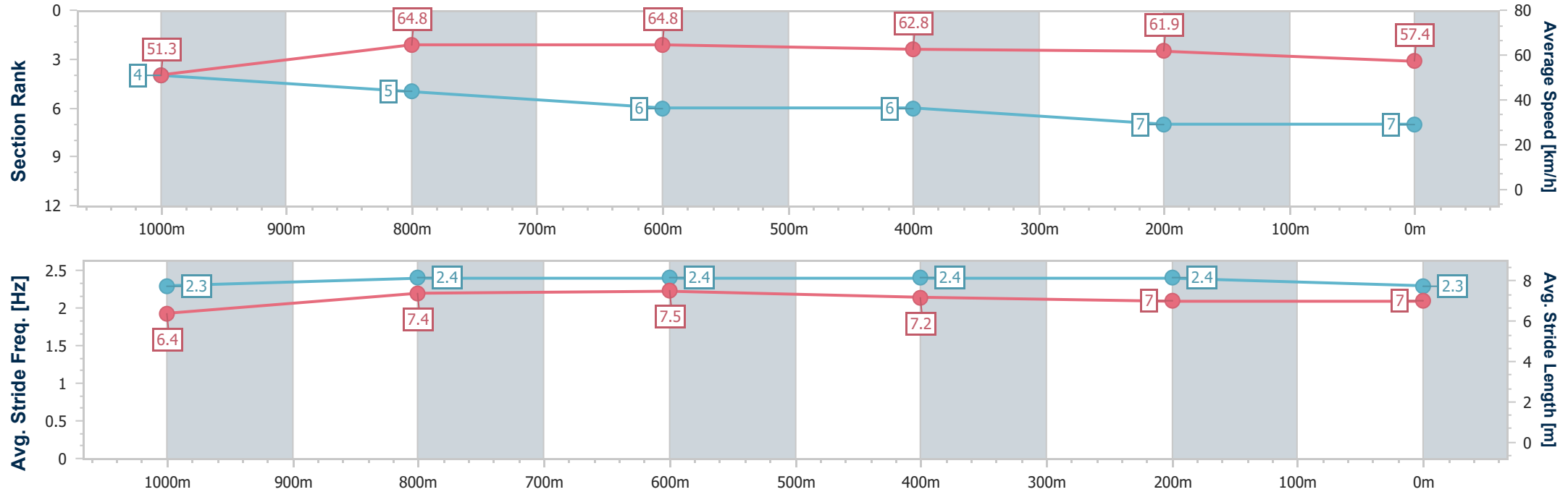
Horse/Jockey Name	Bold Hunter
Final Rank	7
Fastest Section Time (Section)	0:11.13 (800m)
Top Speed [km/h] (Section)	65.9 (800m)
Race State	Finished



MackayProfessional  
Race 6: Horse of the Year Booming Lad OPEN Handicap - 1200m  
12 August 2025 - 15:57  
Track Rating: Good 3, Weather: Overcast, Rail Position: +2.5m Entire



Section	Overall	1000m	800m	600m	400m	200m							
Section Times	1:11.68 [7] (0:14.08)	0:57.60 [4] (0:11.23)	0:46.37 [5] (0:11.13)	0:35.24 [6] (0:11.19)	0:24.05 [6] (0:11.53)	0:12.52 [7] (0:12.52)							
Average Speed [km/h]	51.3	64.8	64.8	62.8	61.9	57.4							
Top Speed [km/h]	64.5	65.1	65.9	63.6	63.5	61.4							
Avg. Dist. to Rail [m]	4.5	2.6	1.9	3.4	1.3	0.3							
Avg. Stride Freq. [Hz]	2.3	2.4	2.4	2.4	2.4	2.3							
Avg. Stride Length [m]	6.4	7.4	7.5	7.2	7.0	7.0							





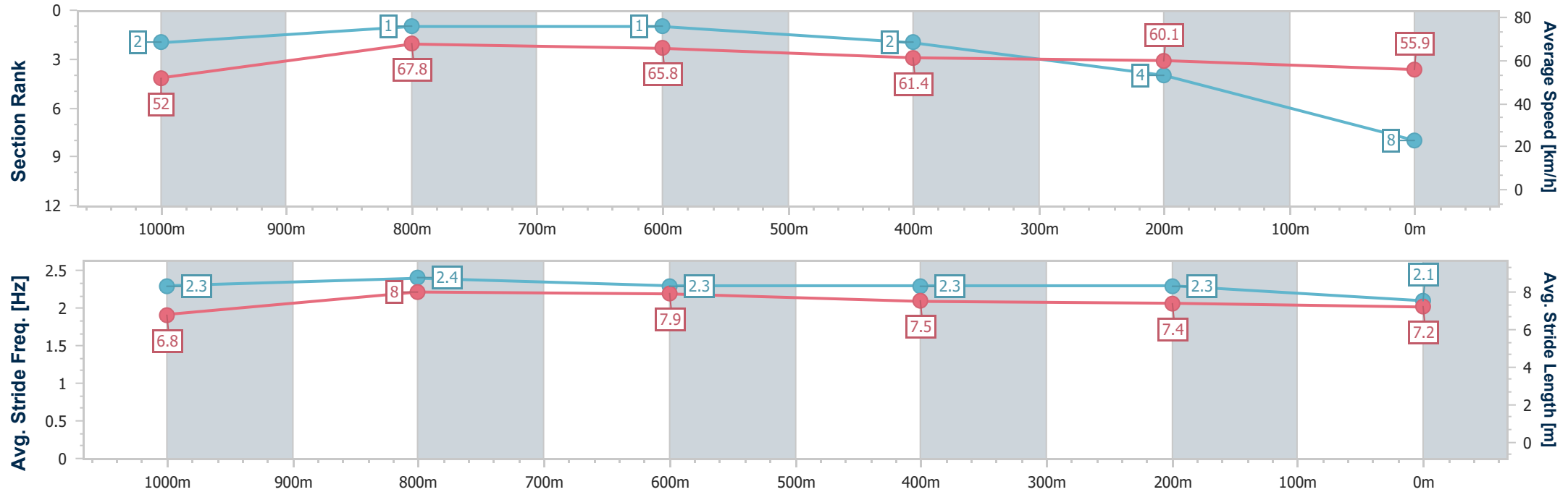
Horse/Jockey Name	Master Montaro
Final Rank	8
Fastest Section Time (Section)	0:10.64 (1000m)
Top Speed [km/h] (Section)	69.1 (1000m)
Race State	Finished



MackayProfessional  
Race 6: Horse of the Year Booming Lad OPEN Handicap - 1200m  
12 August 2025 - 15:57  
Track Rating: Good 3, Weather: Overcast, Rail Position: +2.5m Entire



Section	Overall	1000m	800m	600m	400m	200m							
Section Times	1:11.79 [8] (0:13.89)	0:57.90 [2] (0:10.64)	0:47.26 [1] (0:10.93)	0:36.33 [1] (0:11.55)	0:24.78 [2] (0:11.93)	0:12.85 [4] (0:12.85)							
Average Speed [km/h]	52.0	67.8	65.8	61.4	60.1	55.9							
Top Speed [km/h]	68.1	69.1	67.4	63.6	61.1	62.4							
Avg. Dist. to Rail [m]	2.1	0.6	0.6	1.8	0.9	1.3							
Avg. Stride Freq. [Hz]	2.3	2.4	2.3	2.3	2.3	2.1							
Avg. Stride Length [m]	6.8	8.0	7.9	7.5	7.4	7.2							







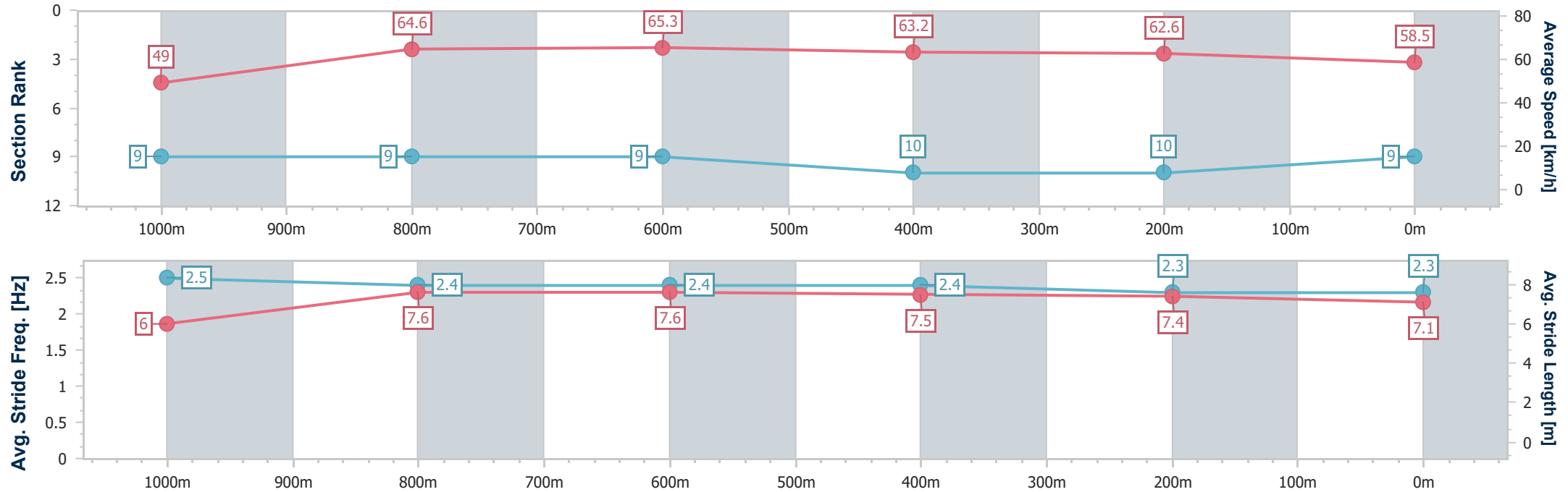
Horse/Jockey Name	Poet's Day
Final Rank	9
Fastest Section Time (Section)	0:11.08 (800m)
Top Speed [km/h] (Section)	67.7 (800m)
Race State	Finished



MackayProfessional  
Race 6: Horse of the Year Booming Lad OPEN Handicap - 1200m  
12 August 2025 - 15:57  
Track Rating: Good 3, Weather: Overcast, Rail Position: +2.5m Entire



Section	Overall	1000m	800m	600m	400m	200m								
Section Times	1:12.30 [9] (0:14.69)	0:57.61 [9] (0:11.17)	0:46.44 [9] (0:11.08)	0:35.36 [9] (0:11.51)	0:23.85 [10] (0:11.56)	0:12.29 [10] (0:12.29)								
Average Speed [km/h]	49.0	64.6	65.3	63.2	62.6	58.5								
Top Speed [km/h]	65.4	66.2	67.7	64.7	64.1	65.7								
Avg. Dist. to Rail [m]	0.6	1.0	1.4	1.7	3.3	4.7								
Avg. Stride Freq. [Hz]	2.5	2.4	2.4	2.4	2.3	2.3								
Avg. Stride Length [m]	6.0	7.6	7.6	7.5	7.4	7.1								





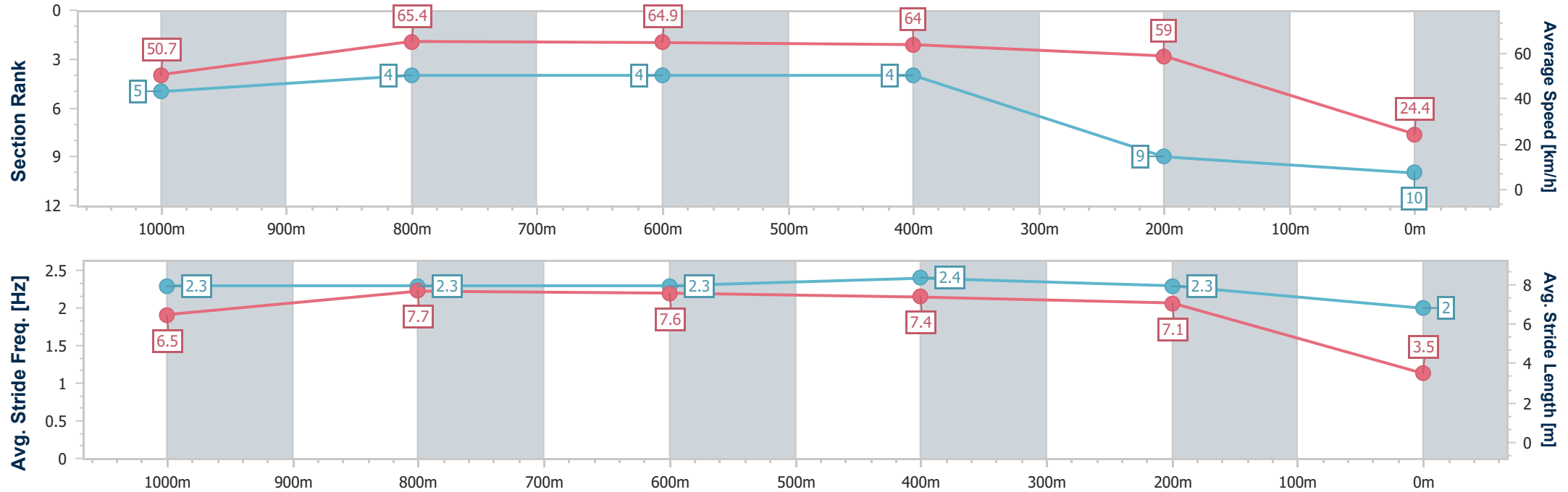
Horse/Jockey Name	Such A Whit
Final Rank	10
Fastest Section Time (Section)	0:11.02 (1000m)
Top Speed [km/h] (Section)	65.3 (1000m)
Race State	Finished



MackayProfessional  
Race 6: Horse of the Year Booming Lad OPEN Handicap - 1200m  
12 August 2025 - 15:57  
Track Rating: Good 3, Weather: Overcast, Rail Position: +2.5m Entire



Section	Overall	1000m	800m	600m	400m	200m							
Section Times	1:29.20 [10] (0:14.24)	1:14.96 [5] (0:11.02)	1:03.94 [4] (0:11.06)	0:52.88 [4] (0:11.18)	0:41.70 [4] (0:12.17)	0:29.53 [9] (0:29.53)							
Average Speed [km/h]	50.7	65.4	64.9	64.0	59.0	24.4							
Top Speed [km/h]	63.3	65.3	65.1	64.5	63.9	51.3							
Avg. Dist. to Rail [m]	0.7	0.4	0.7	1.4	1.9	2.4							
Avg. Stride Freq. [Hz]	2.3	2.3	2.3	2.4	2.3	2.0							
Avg. Stride Length [m]	6.5	7.7	7.6	7.4	7.1	3.5							





**MackayProfessional**  
**Race 7: Racing Again Thurs 4th September BENCHMARK 60 Handicap - 1800m**  
**12 August 2025 - 16:35**



Track Rating: Good 3, Weather: Overcast, Rail Position: +2.5m Entire

Section						Overall	1600m	1400m	1200m	1000m	800m	600m	Last 600m		
Field Times						1:51.27 (0:14.12)	1:37.15 (0:11.50)	1:25.65 (0:12.04)	1:13.61 (0:11.96)	1:01.65 (0:12.18)	0:49.47 (0:12.01)	0:37.46 (0:12.14)	0:37.46		
Rank	TAB	Horse/Jockey	Barrier	Top Speed [km/h]	Fastest Section										Distance Travelled [m]
1	8	BO BO BEWARE	3	65.3	0:11.63	1:51.27 [1]	1:36.91 [5]	1:25.28 [5]	1:13.18 [5]	1:01.12 [5]	0:49.09 [4]	0:37.12 [4]	0:37.12		
		Sean Cormack		1600m	1600m	(0:14.36)	(0:11.63)	(0:12.10)	(0:12.06)	(0:12.03)	(0:11.97)	(0:12.25)			
2	12	TORQUE ESPAGNA	5	64.6	0:11.63	1:51.52 [2]	1:36.78 [8]	1:25.15 [8]	1:12.97 [8]	1:00.99 [7]	0:48.90 [7]	0:36.83 [7]	0:36.83 +8		
		Samantha Pointon		1600m	1600m	(0:14.74)	(0:11.63)	(0:12.18)	(0:11.98)	(0:12.09)	(0:12.07)	(0:12.23)			
3	9	CARACRISTI	6	65.8	0:11.61	1:51.65 [3]	1:37.53 [1]	1:25.92 [2]	1:13.87 [3]	1:01.79 [3]	0:49.70 [3]	0:37.69 [2]	0:37.69 -4		
		Tahlia Fenlon		Overall	1600m	(0:14.12)	(0:11.61)	(0:12.05)	(0:12.08)	(0:12.09)	(0:12.01)	(0:12.23)			
4	1	GREGARIOUS	4	64.1	0:11.60	1:51.71 [4]	1:37.20 [7]	1:25.60 [6]	1:13.47 [6]	1:01.49 [6]	0:49.39 [6]	0:37.39 [6]	0:37.39 +5		
		Leah Martyn		1600m	1600m	(0:14.51)	(0:11.60)	(0:12.13)	(0:11.98)	(0:12.10)	(0:12.00)	(0:12.37)			
5	2	MORDECAI	7	63.5	0:11.84	1:51.93 [5]	1:37.12 [9]	1:25.28 [10]	1:13.04 [10]	1:01.06 [9]	0:49.03 [9]	0:36.97 [10]	0:36.97 +8		
		Georgina Cartwright		400m	1600m	(0:14.81)	(0:11.84)	(0:12.24)	(0:11.98)	(0:12.03)	(0:12.06)	(0:12.21)			
6	4	EL OF A SENORITA	8	66.1	0:11.64	1:51.98 [6]	1:37.68 [3]	1:26.04 [4]	1:13.96 [4]	1:01.91 [4]	0:49.78 [5]	0:37.76 [5]	0:37.76 +6		
		Ryan Wiggins		1600m	1600m	(0:14.30)	(0:11.64)	(0:12.08)	(0:12.05)	(0:12.13)	(0:12.02)	(0:12.39)			
7	5	BELLA TIVACI	1	63.9	0:11.68	1:52.17 [7]	1:37.25 [10]	1:25.57 [9]	1:13.40 [9]	1:01.25 [10]	0:49.26 [10]	0:37.24 [9]	0:37.24 -7		
		Jason Taylor		Overall	1600m	(0:14.92)	(0:11.68)	(0:12.17)	(0:12.15)	(0:11.99)	(0:12.02)	(0:12.16)			
8	3	VANCOUVER BAY	10	65.6	0:11.66	1:52.25 [8]	1:38.01 [2]	1:26.35 [3]	1:14.56 [2]	1:02.52 [2]	0:50.43 [2]	0:38.44 [1]	0:38.44 +5		
		Ashley Butler		1600m	1600m	(0:14.24)	(0:11.66)	(0:11.79)	(0:12.04)	(0:12.09)	(0:11.99)	(0:12.14)			
9	11	ALL POWERED UP	2	63.6	0:11.85	1:54.62 [9]	1:40.15 [6]	1:28.30 [7]	1:16.08 [7]	1:04.08 [8]	0:51.99 [8]	0:39.87 [8]	0:39.87 -2		
		Adam Sewell		Overall	1600m	(0:14.47)	(0:11.85)	(0:12.22)	(0:12.00)	(0:12.09)	(0:12.12)	(0:12.42)			
10	7	TRIGGERIFIC	9	66.6	0:11.32	1:55.51 [10]	1:41.21 [4]	1:29.89 [1]	1:17.85 [1]	1:05.89 [1]	0:53.71 [1]	0:41.51 [3]	0:41.51 +0		
		Adin Thompson		1600m	1600m	(0:14.30)	(0:11.32)	(0:12.04)	(0:11.96)	(0:12.18)	(0:12.20)	(0:12.55)			

Scratched: Latin Love (#10), All Business (#6)



**MackayProfessional**  
**Race 7: Racing Again Thurs 4th September BENCHMARK 60 Handicap - 1800m**  
**12 August 2025 - 16:35**



Track Rating: Good 3, Weather: Overcast, Rail Position: +2.5m Entire

Section		400m		200m		Last 600m			
Field Times		0:25.32 (0:12.62)		0:12.70 (0:12.70)		0:37.46			
Rank	TAB	Horse/Jockey	Barrier	Top Speed [km/h]	Fastest Section	Margin		Distance Travelled [m]	
1	8	BO BO BEWARE	3	65.3	0:11.63	0:24.87 [3]	0:12.70 [1]	1:51.27	0:37.12
		Sean Cormack		1600m	1600m	(0:12.17)	(0:12.70)		
2	12	TORQUE ESPAGNA	5	64.6	0:11.63	0:24.60 [7]	0:12.44 [6]	1.46L	0:36.83 +8
		Samantha Pointon		1600m	1600m	(0:12.16)	(0:12.44)		
3	9	CARACRISTI	6	65.8	0:11.61	0:25.46 [2]	0:13.08 [1]	2.19L	0:37.69 -4
		Tahlia Fenlon		Overall	1600m	(0:12.38)	(0:13.08)		
4	1	GREGARIOUS	4	64.1	0:11.60	0:25.02 [6]	0:12.74 [4]	2.56L	0:37.39 +5
		Leah Martyn		1600m	1600m	(0:12.28)	(0:12.74)		
5	2	MORDECAI	7	63.5	0:11.84	0:24.76 [10]	0:12.82 [7]	3.88L	0:36.97 +8
		Georgina Cartwright		400m	1600m	(0:11.94)	(0:12.82)		
6	4	EL OF A SENORITA	8	66.1	0:11.64	0:25.37 [5]	0:13.01 [5]	4.17L	0:37.76 +6
		Ryan Wiggins		1600m	1600m	(0:12.36)	(0:13.01)		
7	5	BELLA TIVACI	1	63.9	0:11.68	0:25.08 [8]	0:12.95 [8]	5.29L	0:37.24 -7
		Jason Taylor		Overall	1600m	(0:12.13)	(0:12.95)		
8	3	VANCOUVER BAY	10	65.6	0:11.66	0:26.30 [1]	0:13.64 [3]	5.74L	0:38.44 +5
		Ashley Butler		1600m	1600m	(0:12.66)	(0:13.64)		
9	11	ALL POWERED UP	2	63.6	0:11.85	0:27.45 [9]	0:14.70 [10]	19.7L	0:39.87 -2
		Adam Sewell		Overall	1600m	(0:12.75)	(0:14.70)		
10	7	TRIGGERIFIC	9	66.6	0:11.32	0:28.96 [4]	0:15.91 [9]	24.93L	0:41.51 +0
		Adin Thompson		1600m	1600m	(0:13.05)	(0:15.91)		

Scratched: Latin Love (#10), All Business (#6)



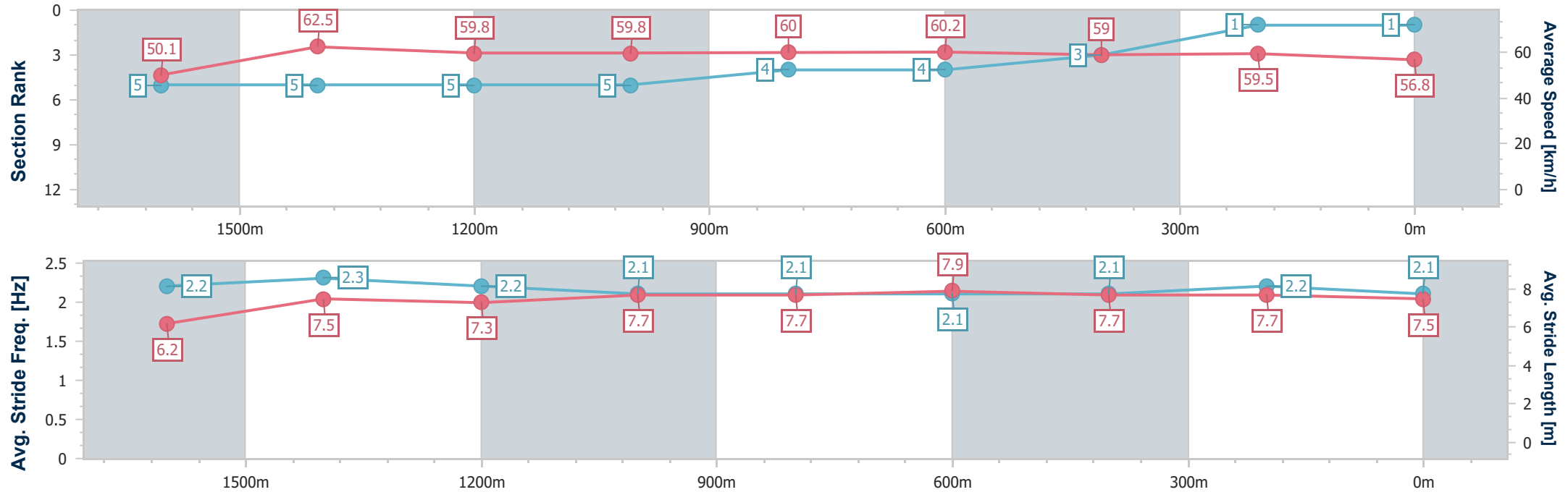
Horse/Jockey Name	Bo Bo Beware
Final Rank	1
Fastest Section Time (Section)	0:11.63 (1600m)
Top Speed [km/h] (Section)	65.3 (1600m)
Race State	Finished



MackayProfessional  
Race 7: Racing Again Thurs 4th September BENCHMARK 60  
Handicap - 1800m  
12 August 2025 - 16:35  
Track Rating: Good 3, Weather: Overcast, Rail Position: +2.5m  
Entire



Section	Overall	1600m	1400m	1200m	1000m	800m	600m	400m	200m				
Section Times	1:51.27 [1] (0:14.36)	1:36.91 [5] (0:11.63)	1:25.28 [5] (0:12.10)	1:13.18 [5] (0:12.06)	1:01.12 [5] (0:12.03)	0:49.09 [4] (0:11.97)	0:37.12 [4] (0:12.25)	0:24.87 [3] (0:12.17)	0:12.70 [1] (0:12.70)				
Average Speed [km/h]	50.1	62.5	59.8	59.8	60.0	60.2	59.0	59.5	56.8				
Top Speed [km/h]	65.2	65.3	60.7	60.2	60.6	60.8	60.5	60.4	59.7				
Avg. Dist. to Rail [m]	3.7	1.3	1.1	1.1	0.8	0.7	0.6	4.0	6.6				
Avg. Stride Freq. [Hz]	2.2	2.3	2.2	2.1	2.1	2.1	2.1	2.2	2.1				
Avg. Stride Length [m]	6.2	7.5	7.3	7.7	7.7	7.9	7.7	7.7	7.5				



[ ] Ranking at each section and finish  
- - - - - No data available at this section  
NA No data available



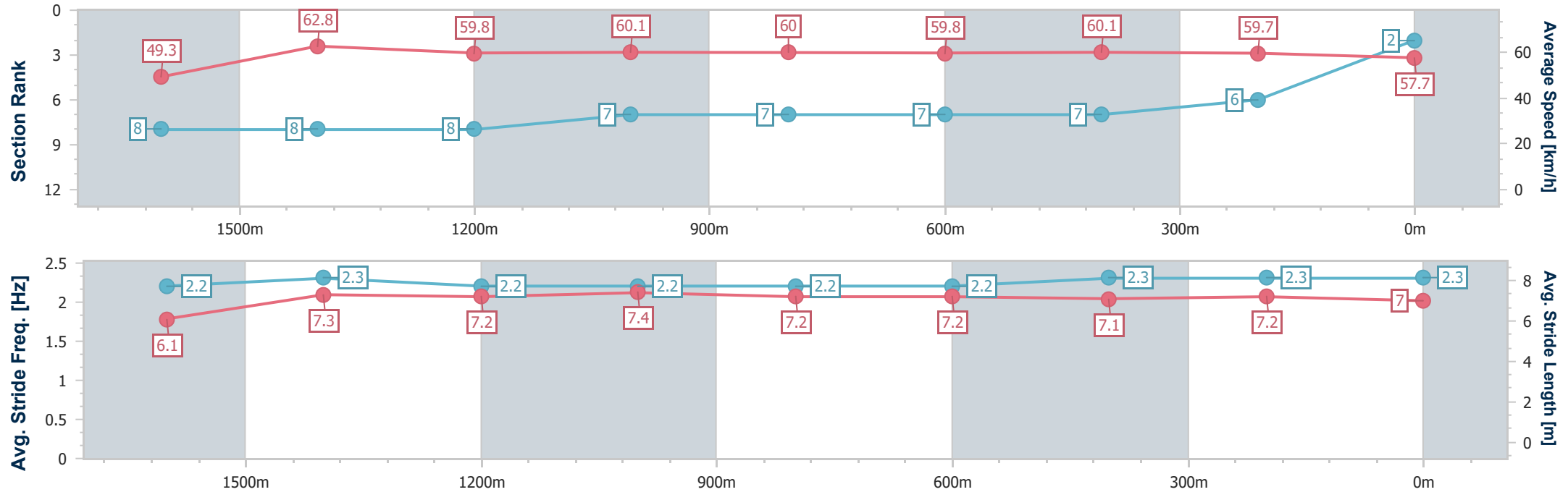
Horse/Jockey Name	Torque Espagna
Final Rank	2
Fastest Section Time (Section)	0:11.63 (1600m)
Top Speed [km/h] (Section)	64.6 (1600m)
Race State	Finished



MackayProfessional  
Race 7: Racing Again Thurs 4th September BENCHMARK 60  
Handicap - 1800m  
12 August 2025 - 16:35  
Track Rating: Good 3, Weather: Overcast, Rail Position: +2.5m  
Entire



Section	Overall	1600m	1400m	1200m	1000m	800m	600m	400m	200m				
Section Times	1:51.52 [2] (0:14.74)	1:36.78 [8] (0:11.63)	1:25.15 [8] (0:12.18)	1:12.97 [8] (0:11.98)	1:00.99 [7] (0:12.09)	0:48.90 [7] (0:12.07)	0:36.83 [7] (0:12.23)	0:24.60 [7] (0:12.16)	0:12.44 [6] (0:12.44)				
Average Speed [km/h]	49.3	62.8	59.8	60.1	60.0	59.8	60.1	59.7	57.7				
Top Speed [km/h]	64.5	64.6	60.7	61.1	60.2	60.4	60.7	60.1	59.9				
Avg. Dist. to Rail [m]	4.6	2.6	1.5	1.2	1.0	1.6	2.3	7.5	9.9				
Avg. Stride Freq. [Hz]	2.2	2.3	2.2	2.2	2.2	2.2	2.3	2.3	2.3				
Avg. Stride Length [m]	6.1	7.3	7.2	7.4	7.2	7.2	7.1	7.2	7.0				



[ ] Ranking at each section and finish  
-.-.- No data available at this section  
NA No data available



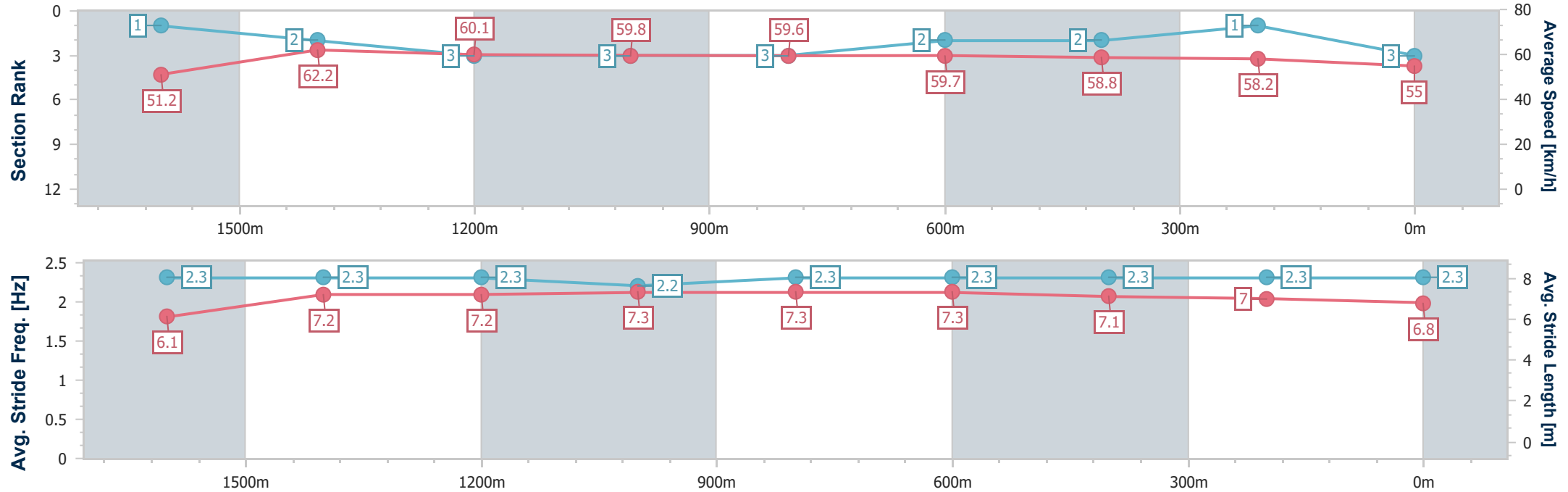
Horse/Jockey Name	Caracristi
Final Rank	3
Fastest Section Time (Section)	0:11.61 (1600m)
Top Speed [km/h] (Section)	65.8 (Overall)
Race State	Finished



MackayProfessional  
Race 7: Racing Again Thurs 4th September BENCHMARK 60  
Handicap - 1800m  
12 August 2025 - 16:35  
Track Rating: Good 3, Weather: Overcast, Rail Position: +2.5m  
Entire



Section	Overall	1600m	1400m	1200m	1000m	800m	600m	400m	200m				
Section Times	1:51.65 [3] (0:14.12)	1:37.53 [1] (0:11.61)	1:25.92 [2] (0:12.05)	1:13.87 [3] (0:12.08)	1:01.79 [3] (0:12.09)	0:49.70 [3] (0:12.01)	0:37.69 [2] (0:12.23)	0:25.46 [2] (0:12.38)	0:13.08 [1] (0:13.08)				
Average Speed [km/h]	51.2	62.2	60.1	59.8	59.6	59.7	58.8	58.2	55.0				
Top Speed [km/h]	65.8	64.7	60.7	60.5	60.7	60.8	59.8	58.8	57.5				
Avg. Dist. to Rail [m]	5.0	0.9	1.0	0.8	0.3	0.2	0.8	2.3	3.2				
Avg. Stride Freq. [Hz]	2.3	2.3	2.3	2.2	2.3	2.3	2.3	2.3	2.3				
Avg. Stride Length [m]	6.1	7.2	7.2	7.3	7.3	7.3	7.1	7.0	6.8				



[ ] Ranking at each section and finish  
- - - - - No data available at this section  
NA No data available



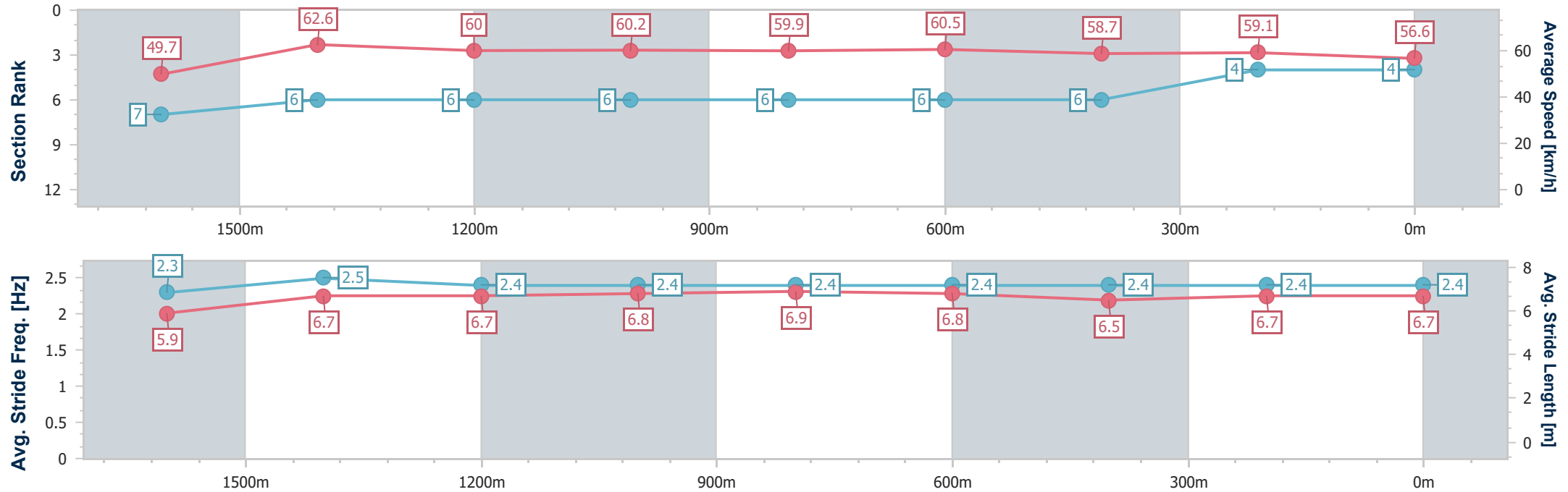
Horse/Jockey Name	Gregarious
Final Rank	4
Fastest Section Time (Section)	0:11.60 (1600m)
Top Speed [km/h] (Section)	64.1 (1600m)
Race State	Finished



MackayProfessional  
Race 7: Racing Again Thurs 4th September BENCHMARK 60  
Handicap - 1800m  
12 August 2025 - 16:35  
Track Rating: Good 3, Weather: Overcast, Rail Position: +2.5m  
Entire



Section	Overall	1600m	1400m	1200m	1000m	800m	600m	400m	200m				
Section Times	1:51.71 [4] (0:14.51)	1:37.20 [7] (0:11.60)	1:25.60 [6] (0:12.13)	1:13.47 [6] (0:11.98)	1:01.49 [6] (0:12.10)	0:49.39 [6] (0:12.00)	0:37.39 [6] (0:12.37)	0:25.02 [6] (0:12.28)	0:12.74 [4] (0:12.74)				
Average Speed [km/h]	49.7	62.6	60.0	60.2	59.9	60.5	58.7	59.1	56.6				
Top Speed [km/h]	63.7	64.1	60.8	61.3	60.8	61.0	60.5	59.6	59.2				
Avg. Dist. to Rail [m]	4.2	1.4	1.6	2.0	2.0	2.3	1.7	5.4	7.6				
Avg. Stride Freq. [Hz]	2.3	2.5	2.4	2.4	2.4	2.4	2.4	2.4	2.4				
Avg. Stride Length [m]	5.9	6.7	6.7	6.8	6.9	6.8	6.5	6.7	6.7				



[ ] Ranking at each section and finish  
- - - - - No data available at this section  
NA No data available





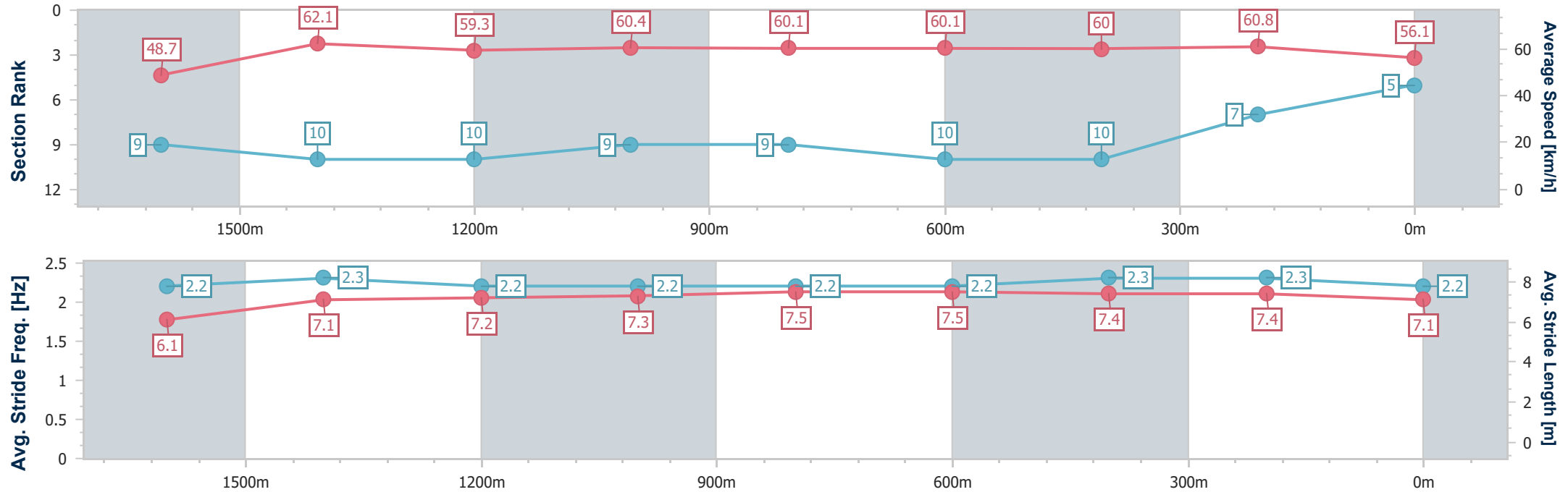
Horse/Jockey Name	Mordecai
Final Rank	5
Fastest Section Time (Section)	0:11.84 (1600m)
Top Speed [km/h] (Section)	63.5 (400m)
Race State	Finished



MackayProfessional  
Race 7: Racing Again Thurs 4th September BENCHMARK 60  
Handicap - 1800m  
12 August 2025 - 16:35  
Track Rating: Good 3, Weather: Overcast, Rail Position: +2.5m  
Entire



Section	Overall	1600m	1400m	1200m	1000m	800m	600m	400m	200m				
Section Times	1:51.93 [5] (0:14.81)	1:37.12 [9] (0:11.84)	1:25.28 [10] (0:12.24)	1:13.04 [10] (0:11.98)	1:01.06 [9] (0:12.03)	0:49.03 [9] (0:12.06)	0:36.97 [10] (0:12.21)	0:24.76 [10] (0:11.94)	0:12.82 [7] (0:12.82)				
Average Speed [km/h]	48.7	62.1	59.3	60.4	60.1	60.1	60.0	60.8	56.1				
Top Speed [km/h]	63.3	63.4	60.6	61.4	61.0	61.1	61.3	63.5	59.9				
Avg. Dist. to Rail [m]	5.7	2.7	1.9	1.9	1.4	1.9	2.4	4.5	3.7				
Avg. Stride Freq. [Hz]	2.2	2.3	2.2	2.2	2.2	2.2	2.3	2.3	2.2				
Avg. Stride Length [m]	6.1	7.1	7.2	7.3	7.5	7.5	7.4	7.4	7.1				





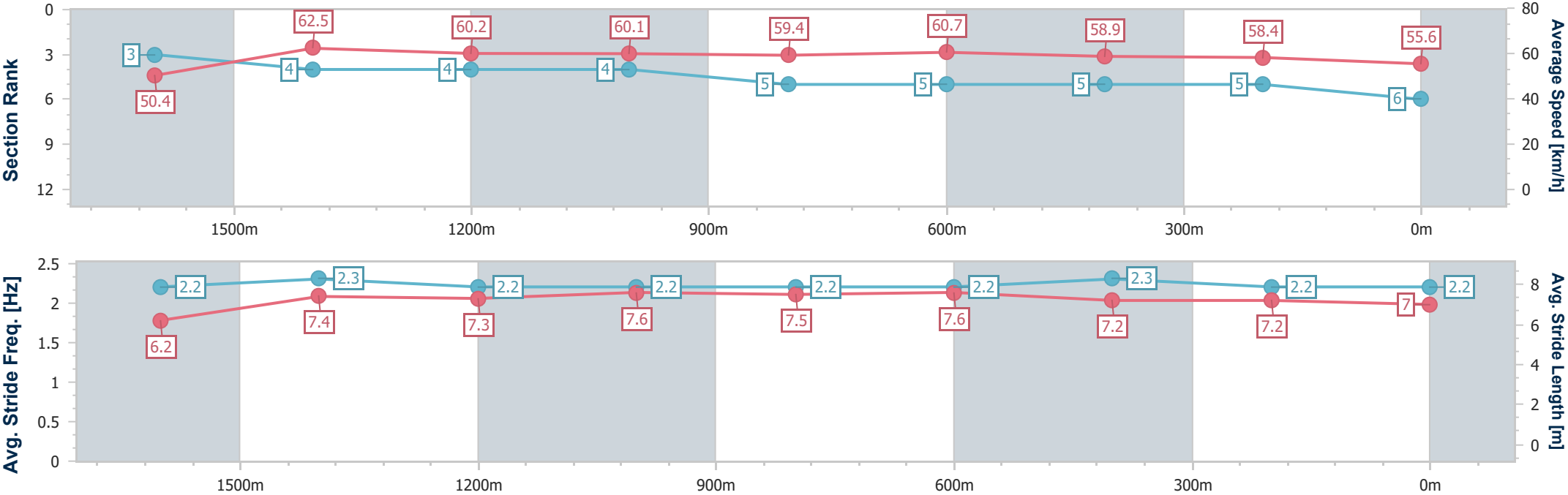
Horse/Jockey Name	EI Of A Seniorita
Final Rank	6
Fastest Section Time (Section)	0:11.64 (1600m)
Top Speed [km/h] (Section)	66.1 (1600m)
Race State	Finished



MackayProfessional  
Race 7: Racing Again Thurs 4th September BENCHMARK 60  
Handicap - 1800m  
12 August 2025 - 16:35  
Track Rating: Good 3, Weather: Overcast, Rail Position: +2.5m  
Entire



Section	Overall	1600m	1400m	1200m	1000m	800m	600m	400m	200m				
Section Times	1:51.98 [6] (0:14.30)	1:37.68 [3] (0:11.64)	1:26.04 [4] (0:12.08)	1:13.96 [4] (0:12.05)	1:01.91 [4] (0:12.13)	0:49.78 [5] (0:12.02)	0:37.76 [5] (0:12.39)	0:25.37 [5] (0:12.36)	0:13.01 [5] (0:13.01)				
Average Speed [km/h]	50.4	62.5	60.2	60.1	59.4	60.7	58.9	58.4	55.6				
Top Speed [km/h]	65.9	66.1	61.1	60.8	60.4	61.6	60.2	59.0	58.2				
Avg. Dist. to Rail [m]	6.4	1.5	2.1	2.0	1.1	2.6	2.1	4.0	5.2				
Avg. Stride Freq. [Hz]	2.2	2.3	2.2	2.2	2.2	2.2	2.3	2.2	2.2				
Avg. Stride Length [m]	6.2	7.4	7.3	7.6	7.5	7.6	7.2	7.2	7.0				





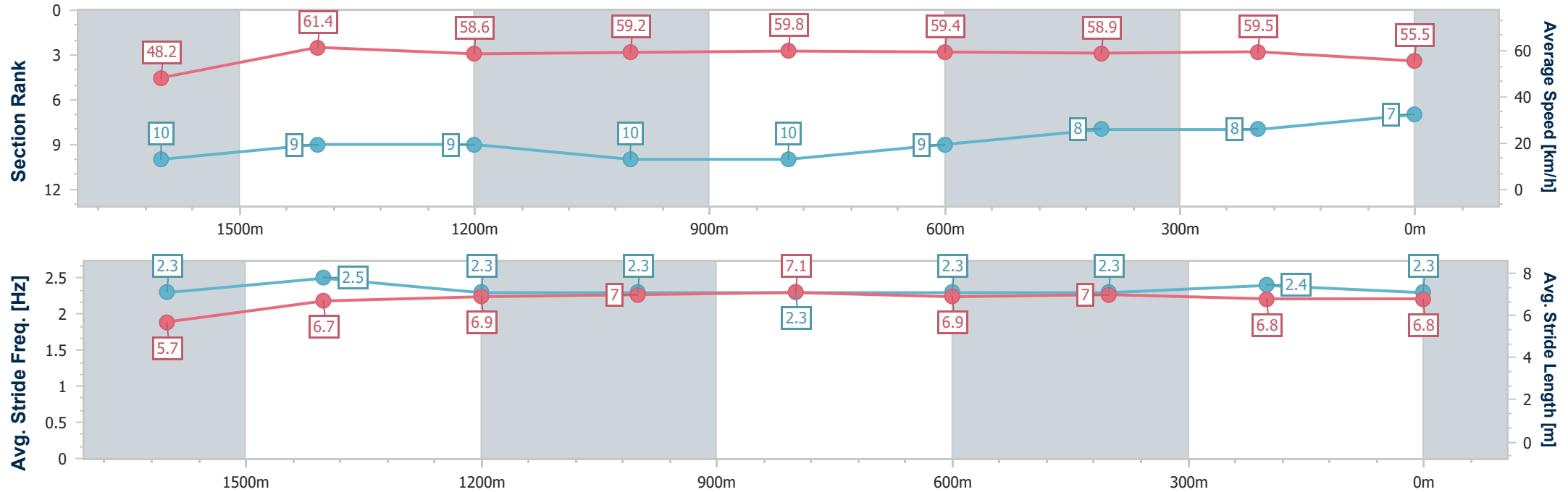
Horse/Jockey Name	Bella Tivaci
Final Rank	7
Fastest Section Time (Section)	0:11.68 (1600m)
Top Speed [km/h] (Section)	63.9 (Overall)
Race State	Finished



MackayProfessional  
Race 7: Racing Again Thurs 4th September BENCHMARK 60  
Handicap - 1800m  
12 August 2025 - 16:35  
Track Rating: Good 3, Weather: Overcast, Rail Position: +2.5m  
Entire



Section	Overall	1600m	1400m	1200m	1000m	800m	600m	400m	200m				
Section Times	1:52.17 [7] (0:14.92)	1:37.25 [10] (0:11.68)	1:25.57 [9] (0:12.17)	1:13.40 [9] (0:12.15)	1:01.25 [10] (0:11.99)	0:49.26 [10] (0:12.02)	0:37.24 [9] (0:12.16)	0:25.08 [8] (0:12.13)	0:12.95 [8] (0:12.95)				
Average Speed [km/h]	48.2	61.4	58.6	59.2	59.8	59.4	58.9	59.5	55.5				
Top Speed [km/h]	63.9	63.8	60.2	60.7	60.6	60.4	59.5	60.3	59.2				
Avg. Dist. to Rail [m]	2.3	1.3	1.4	0.5	2.0	1.8	1.1	2.2	2.2				
Avg. Stride Freq. [Hz]	2.3	2.5	2.3	2.3	2.3	2.3	2.3	2.4	2.3				
Avg. Stride Length [m]	5.7	6.7	6.9	7.0	7.1	6.9	7.0	6.8	6.8				





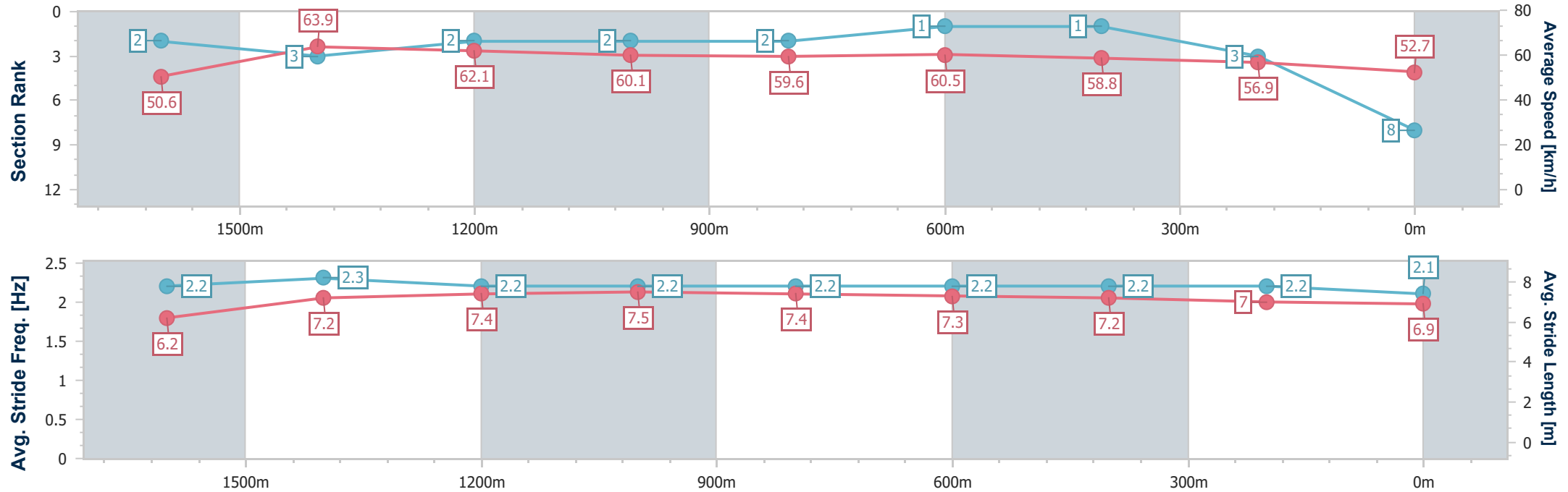
Horse/Jockey Name	Vancouver Bay
Final Rank	8
Fastest Section Time (Section)	0:11.66 (1600m)
Top Speed [km/h] (Section)	65.6 (1600m)
Race State	Finished



MackayProfessional  
Race 7: Racing Again Thurs 4th September BENCHMARK 60  
Handicap - 1800m  
12 August 2025 - 16:35  
Track Rating: Good 3, Weather: Overcast, Rail Position: +2.5m  
Entire



Section	Overall	1600m	1400m	1200m	1000m	800m	600m	400m	200m				
Section Times	1:52.25 [8] (0:14.24)	1:38.01 [2] (0:11.66)	1:26.35 [3] (0:11.79)	1:14.56 [2] (0:12.04)	1:02.52 [2] (0:12.09)	0:50.43 [2] (0:11.99)	0:38.44 [1] (0:12.14)	0:26.30 [1] (0:12.66)	0:13.64 [3] (0:13.64)				
Average Speed [km/h]	50.6	63.9	62.1	60.1	59.6	60.5	58.8	56.9	52.7				
Top Speed [km/h]	65.5	65.6	62.9	60.8	60.9	61.2	60.2	57.9	55.8				
Avg. Dist. to Rail [m]	9.2	5.0	2.8	1.7	1.6	1.7	0.5	0.7	0.7				
Avg. Stride Freq. [Hz]	2.2	2.3	2.2	2.2	2.2	2.2	2.2	2.2	2.1				
Avg. Stride Length [m]	6.2	7.2	7.4	7.5	7.4	7.3	7.2	7.0	6.9				





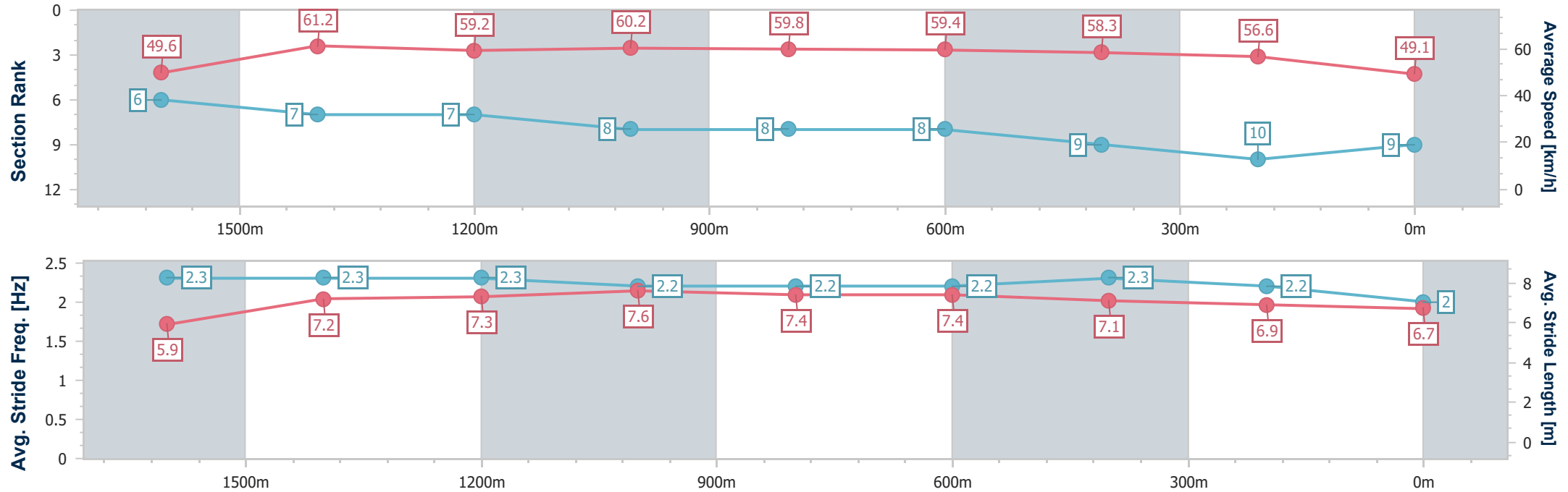
Horse/Jockey Name	All Powered Up
Final Rank	9
Fastest Section Time (Section)	0:11.85 (1600m)
Top Speed [km/h] (Section)	63.6 (Overall)
Race State	Finished



MackayProfessional  
Race 7: Racing Again Thurs 4th September BENCHMARK 60  
Handicap - 1800m  
12 August 2025 - 16:35  
Track Rating: Good 3, Weather: Overcast, Rail Position: +2.5m  
Entire



Section	Overall	1600m	1400m	1200m	1000m	800m	600m	400m	200m				
Section Times	1:54.62 [9] (0:14.47)	1:40.15 [6] (0:11.85)	1:28.30 [7] (0:12.22)	1:16.08 [7] (0:12.00)	1:04.08 [8] (0:12.09)	0:51.99 [8] (0:12.12)	0:39.87 [8] (0:12.42)	0:27.45 [9] (0:12.75)	0:14.70 [10] (0:14.70)				
Average Speed [km/h]	49.6	61.2	59.2	60.2	59.8	59.4	58.3	56.6	49.1				
Top Speed [km/h]	63.6	63.4	59.6	60.6	60.0	59.9	59.6	59.1	54.1				
Avg. Dist. to Rail [m]	2.5	1.0	0.9	1.1	0.7	0.6	0.7	2.5	3.5				
Avg. Stride Freq. [Hz]	2.3	2.3	2.3	2.2	2.2	2.2	2.3	2.2	2.0				
Avg. Stride Length [m]	5.9	7.2	7.3	7.6	7.4	7.4	7.1	6.9	6.7				





Horse/Jockey Name	Triggerific
Final Rank	10
Fastest Section Time (Section)	0:11.32 (1600m)
Top Speed [km/h] (Section)	66.6 (1600m)
Race State	Finished



MackayProfessional  
Race 7: Racing Again Thurs 4th September BENCHMARK 60  
Handicap - 1800m  
12 August 2025 - 16:35  
Track Rating: Good 3, Weather: Overcast, Rail Position: +2.5m  
Entire



Section	Overall	1600m	1400m	1200m	1000m	800m	600m	400m	200m				
Section Times	1:55.51 [10] (0:14.30)	1:41.21 [4] (0:11.32)	1:29.89 [1] (0:12.04)	1:17.85 [1] (0:11.96)	1:05.89 [1] (0:12.18)	0:53.71 [1] (0:12.20)	0:41.51 [3] (0:12.55)	0:28.96 [4] (0:13.05)	0:15.91 [9] (0:15.91)				
Average Speed [km/h]	50.5	65.1	60.6	60.2	59.4	59.0	56.8	55.3	45.2				
Top Speed [km/h]	66.2	66.6	63.1	61.4	60.1	61.0	59.0	56.4	51.4				
Avg. Dist. to Rail [m]	8.3	3.5	1.7	0.4	0.5	1.0	0.8	1.2	2.1				
Avg. Stride Freq. [Hz]	2.3	2.5	2.4	2.3	2.3	2.3	2.3	2.3	2.1				
Avg. Stride Length [m]	5.9	7.3	7.2	7.2	7.2	7.0	7.0	6.8	6.0				

