



Eagle Farm Professional

Race 1: SOUTHS SPORTS CLUB Maiden Plate - 1400m

13 August 2025 - 12:33



BRISBANE
RACING CLUB

Track Rating: Soft 5, Weather: Fine, Rail Position: +10m Entire

Section					Overall	1200m	1000m	800m	600m	400m	Last 600m		
Field Times					1:23.87 (0:13.80)	1:10.07 (0:10.95)	0:59.12 (0:11.56)	0:47.56 (0:11.79)	0:35.77 (0:11.77)	0:24.00 (0:11.67)	0:35.77		
Rank	TAB	Horse/Jockey	Barrier	Top Speed [km/h]	Fastest Section								Distance Travelled [m]
1	4	LE CHOCOLAT	6	67.1	0:10.95	1:23.87 [1]	1:10.07 [1]	0:59.12 [1]	0:47.56 [1]	0:35.77 [1]	0:24.00 [1]	0:35.77	
		Ryan Maloney		1200m	1200m	(0:13.80)	(0:10.95)	(0:11.56)	(0:11.79)	(0:11.77)	(0:11.71)		
2	10	VALENCIA ROC	1	66.3	0:11.03	1:23.94 [2]	1:10.01 [3]	0:58.98 [3]	0:47.50 [3]	0:35.80 [3]	0:23.86 [3]	0:35.80	+0
		Luke Dempsey		1200m	1200m	(0:13.93)	(0:11.03)	(0:11.48)	(0:11.70)	(0:11.94)	(0:11.46)		
3	3	HEROIC REBEL	4	66.3	0:11.11	1:24.20 [3]	1:10.27 [4]	0:59.16 [4]	0:47.55 [4]	0:35.76 [4]	0:24.02 [4]	0:35.76	+6
		Andrew Mallyon		1200m	1200m	(0:13.93)	(0:11.11)	(0:11.61)	(0:11.79)	(0:11.74)	(0:11.54)		
4	6	ARGERICH	2	65.8	0:11.15	1:24.39 [4]	1:10.13 [7]	0:58.98 [6]	0:47.53 [6]	0:35.87 [5]	0:24.18 [5]	0:35.87	+4
		Emily Lang		1200m	1200m	(0:14.26)	(0:11.15)	(0:11.45)	(0:11.66)	(0:11.69)	(0:11.59)		
5	5	SLIPSAIN	5	64.6	0:11.28	1:24.61 [5]	1:10.37 [6]	0:59.09 [7]	0:47.63 [7]	0:36.02 [7]	0:24.33 [7]	0:36.02	+3
		Adin Thompson		1200m	1200m	(0:14.24)	(0:11.28)	(0:11.46)	(0:11.61)	(0:11.69)	(0:12.20)		
6	1	BUSKER	3	67.1	0:11.05	1:24.83 [6]	1:10.60 [5]	0:59.55 [5]	0:47.98 [5]	0:36.29 [6]	0:24.58 [6]	0:36.29	+1
		Ben Thompson		1200m	1200m	(0:14.23)	(0:11.05)	(0:11.57)	(0:11.69)	(0:11.71)	(0:12.06)		
7	7	BETTER BELIEVE IT	7	68.2	0:10.98	1:27.57 [7]	1:13.75 [2]	1:02.77 [2]	0:51.19 [2]	0:39.44 [2]	0:27.51 [2]	0:39.44	+2
		Georgina Cartwright		1200m	1200m	(0:13.82)	(0:10.98)	(0:11.58)	(0:11.75)	(0:11.93)	(0:12.69)		

Scratched: Chicago King (#2), Cavaretta (#8), Phyliss (#9)



Eagle Farm Professional

Race 1: SOUTHS SPORTS CLUB Maiden Plate - 1400m

13 August 2025 - 12:33



BRISBANE
RACING CLUB

Track Rating: Soft 5, Weather: Fine, Rail Position: +10m Entire

Section		200m					Last 600m		
Field Times		0:12.33 (0:12.33)					0:35.77		
Rank	TAB	Horse/Jockey	Barrier	Top Speed [km/h]	Fastest Section	Margin		Distance Travelled [m]	
1	4	LE CHOCOLAT	6	67.1	0:10.95	0:12.29 [2]	1:23.87	0:35.77	
		Ryan Maloney		1200m	1200m	(0:12.29)			
2	10	VALENCIA ROC	1	66.3	0:11.03	0:12.40 [1]	0.4L	0:35.80	+0
		Luke Dempsey		1200m	1200m	(0:12.40)			
3	3	HEROIC REBEL	4	66.3	0:11.11	0:12.48 [3]	1.94L	0:35.76	+6
		Andrew Mallyon		1200m	1200m	(0:12.48)			
4	6	ARGERICH	2	65.8	0:11.15	0:12.59 [4]	3.04L	0:35.87	+4
		Emily Lang		1200m	1200m	(0:12.59)			
5	5	SLIPSAIN	5	64.6	0:11.28	0:12.13 [6]	4.35L	0:36.02	+3
		Adin Thompson		1200m	1200m	(0:12.13)			
6	1	BUSKER	3	67.1	0:11.05	0:12.52 [5]	5.67L	0:36.29	+1
		Ben Thompson		1200m	1200m	(0:12.52)			
7	7	BETTER BELIEVE IT	7	68.2	0:10.98	0:14.82 [7]	21.77L	0:39.44	+2
		Georgina Cartwright		1200m	1200m	(0:14.82)			

Scratched: Chicago King (#2), Cavaretta (#8), Phyliss (#9)



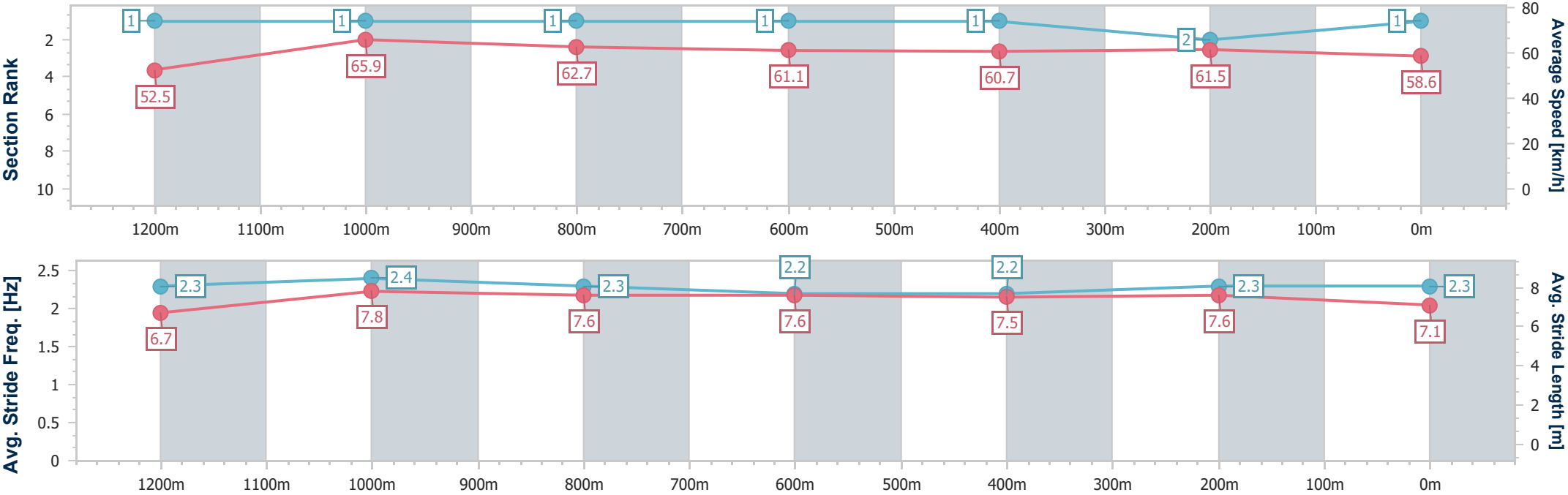
Horse/Jockey Name	Le Chocolat
Final Rank	1
Fastest Section Time (Section)	0:10.95 (1200m)
Top Speed [km/h] (Section)	67.1 (1200m)
Race State	Finished



Eagle FarmProfessional
Race 1: SOUTHS SPORTS CLUB Maiden Plate - 1400m
13 August 2025 - 12:33
Track Rating: Soft 5, Weather: Fine, Rail Position: +10m Entire



Section	Overall	1200m	1000m	800m	600m	400m	200m						
Section Times	1:23.87 [1] (0:13.80)	1:10.07 [1] (0:10.95)	0:59.12 [1] (0:11.56)	0:47.56 [1] (0:11.79)	0:35.77 [1] (0:11.77)	0:24.00 [1] (0:11.71)	0:12.29 [2] (0:12.29)						
Average Speed [km/h]	52.5	65.9	62.7	61.1	60.7	61.5	58.6						
Top Speed [km/h]	66.5	67.1	64.0	61.8	62.6	62.6	61.0						
Avg. Dist. to Rail [m]	6.4	3.1	1.2	0.3	1.2	0.3	0.4						
Avg. Stride Freq. [Hz]	2.3	2.4	2.3	2.2	2.2	2.3	2.3						
Avg. Stride Length [m]	6.7	7.8	7.6	7.6	7.5	7.6	7.1						



[] Ranking at each section and finish
-.-.- No data available at this section
NA No data available



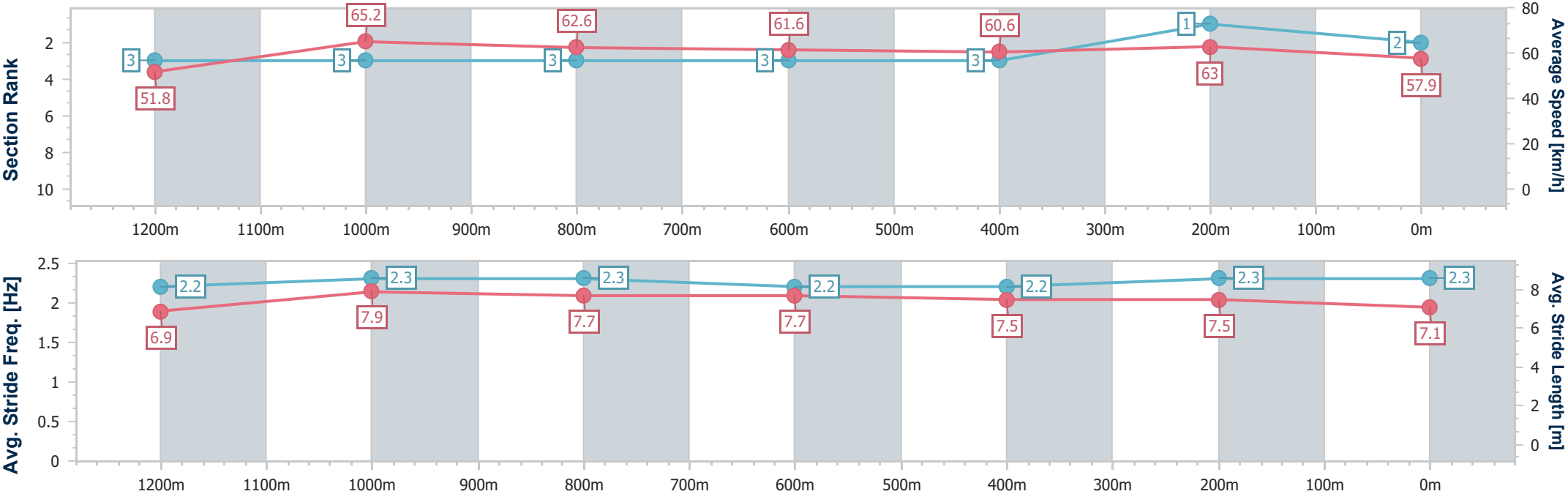
Horse/Jockey Name	Valencia Roc
Final Rank	2
Fastest Section Time (Section)	0:11.03 (1200m)
Top Speed [km/h] (Section)	66.3 (1200m)
Race State	Finished



Eagle FarmProfessional
Race 1: SOUTHS SPORTS CLUB Maiden Plate - 1400m
13 August 2025 - 12:33
Track Rating: Soft 5, Weather: Fine, Rail Position: +10m Entire



Section	Overall	1200m	1000m	800m	600m	400m	200m						
Section Times	1:23.94 [2] (0:13.93)	1:10.01 [3] (0:11.03)	0:58.98 [3] (0:11.48)	0:47.50 [3] (0:11.70)	0:35.80 [3] (0:11.94)	0:23.86 [3] (0:11.46)	0:12.40 [1] (0:12.40)						
Average Speed [km/h]	51.8	65.2	62.6	61.6	60.6	63.0	57.9						
Top Speed [km/h]	66.2	66.3	63.8	62.3	62.6	63.7	61.7						
Avg. Dist. to Rail [m]	2.5	0.5	0.4	0.3	1.3	3.0	4.0						
Avg. Stride Freq. [Hz]	2.2	2.3	2.3	2.2	2.2	2.3	2.3						
Avg. Stride Length [m]	6.9	7.9	7.7	7.7	7.5	7.5	7.1						



[] Ranking at each section and finish
-.-.- No data available at this section
NA No data available



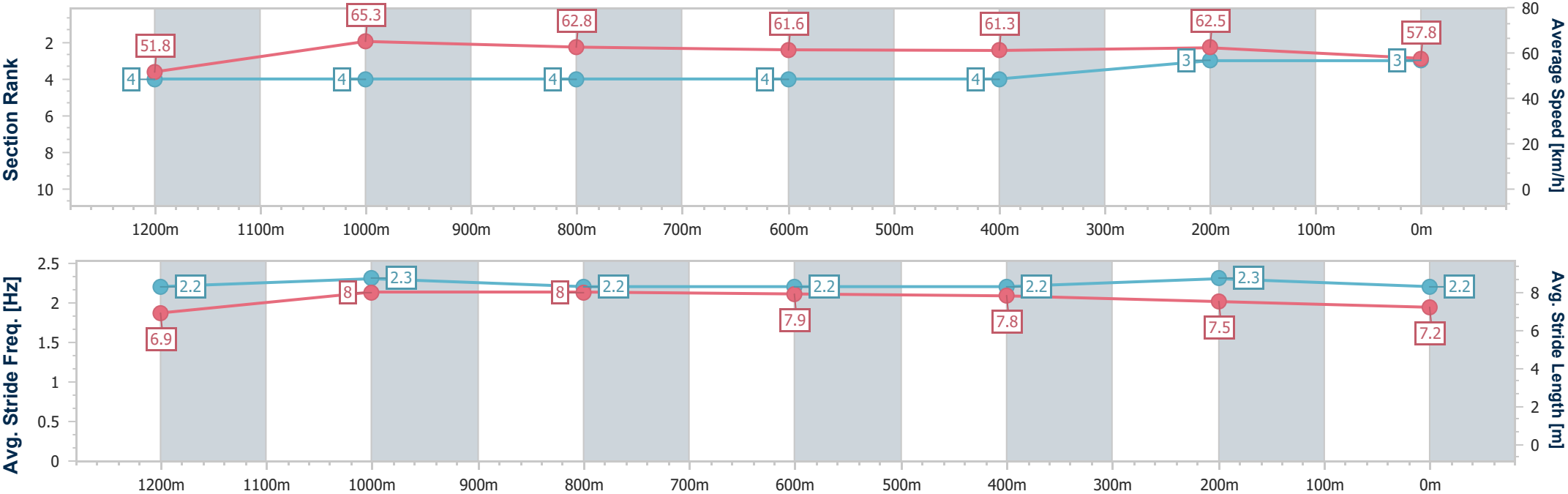
Horse/Jockey Name	Heroic Rebel
Final Rank	3
Fastest Section Time (Section)	0:11.11 (1200m)
Top Speed [km/h] (Section)	66.3 (1200m)
Race State	Finished



Eagle Farm Professional
Race 1: SOUTHS SPORTS CLUB Maiden Plate - 1400m
13 August 2025 - 12:33
Track Rating: Soft 5, Weather: Fine, Rail Position: +10m Entire



Section	Overall	1200m	1000m	800m	600m	400m	200m						
Section Times	1:24.20 [3] (0:13.93)	1:10.27 [4] (0:11.11)	0:59.16 [4] (0:11.61)	0:47.55 [4] (0:11.79)	0:35.76 [4] (0:11.74)	0:24.02 [4] (0:11.54)	0:12.48 [3] (0:12.48)						
Average Speed [km/h]	51.8	65.3	62.8	61.6	61.3	62.5	57.8						
Top Speed [km/h]	65.6	66.3	64.1	62.3	62.3	63.6	60.5						
Avg. Dist. to Rail [m]	5.1	3.6	3.0	1.9	0.8	2.4	3.5						
Avg. Stride Freq. [Hz]	2.2	2.3	2.2	2.2	2.2	2.3	2.2						
Avg. Stride Length [m]	6.9	8.0	8.0	7.9	7.8	7.5	7.2						





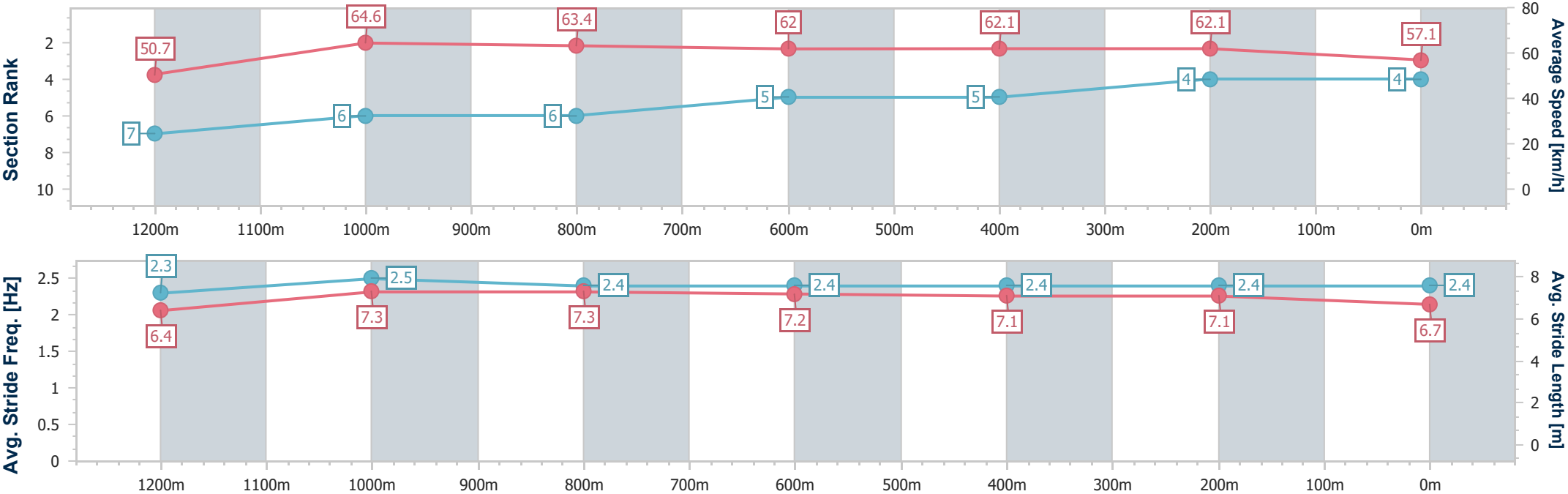
Horse/Jockey Name	Argerich
Final Rank	4
Fastest Section Time (Section)	0:11.15 (1200m)
Top Speed [km/h] (Section)	65.8 (1200m)
Race State	Finished



Eagle FarmProfessional
Race 1: SOUTHS SPORTS CLUB Maiden Plate - 1400m
13 August 2025 - 12:33
Track Rating: Soft 5, Weather: Fine, Rail Position: +10m Entire



Section	Overall	1200m	1000m	800m	600m	400m	200m						
Section Times	1:24.39 [4] (0:14.26)	1:10.13 [7] (0:11.15)	0:58.98 [6] (0:11.45)	0:47.53 [6] (0:11.66)	0:35.87 [5] (0:11.69)	0:24.18 [5] (0:11.59)	0:12.59 [4] (0:12.59)						
Average Speed [km/h]	50.7	64.6	63.4	62.0	62.1	62.1	57.1						
Top Speed [km/h]	63.8	65.8	64.7	64.0	62.9	63.0	60.2						
Avg. Dist. to Rail [m]	3.1	1.9	1.8	1.3	1.4	3.1	4.7						
Avg. Stride Freq. [Hz]	2.3	2.5	2.4	2.4	2.4	2.4	2.4						
Avg. Stride Length [m]	6.4	7.3	7.3	7.2	7.1	7.1	6.7						





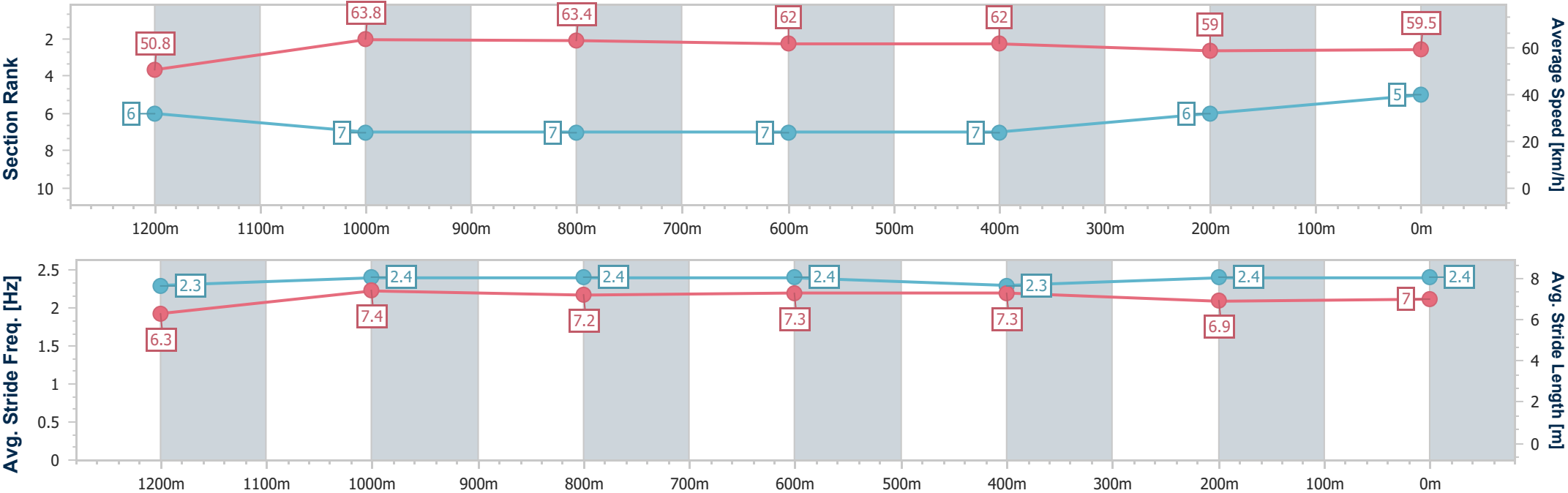
Horse/Jockey Name	Slipsain
Final Rank	5
Fastest Section Time (Section)	0:11.28 (1200m)
Top Speed [km/h] (Section)	64.6 (1200m)
Race State	Finished



Eagle FarmProfessional
Race 1: SOUTHS SPORTS CLUB Maiden Plate - 1400m
13 August 2025 - 12:33
Track Rating: Soft 5, Weather: Fine, Rail Position: +10m Entire



Section	Overall	1200m	1000m	800m	600m	400m	200m						
Section Times	1:24.61 [5] (0:14.24)	1:10.37 [6] (0:11.28)	0:59.09 [7] (0:11.46)	0:47.63 [7] (0:11.61)	0:36.02 [7] (0:11.69)	0:24.33 [7] (0:12.20)	0:12.13 [6] (0:12.13)						
Average Speed [km/h]	50.8	63.8	63.4	62.0	62.0	59.0	59.5						
Top Speed [km/h]	64.2	64.6	63.9	63.5	63.5	61.0	60.1						
Avg. Dist. to Rail [m]	5.0	2.5	1.2	0.4	1.5	5.3	7.9						
Avg. Stride Freq. [Hz]	2.3	2.4	2.4	2.4	2.3	2.4	2.4						
Avg. Stride Length [m]	6.3	7.4	7.2	7.3	7.3	6.9	7.0						





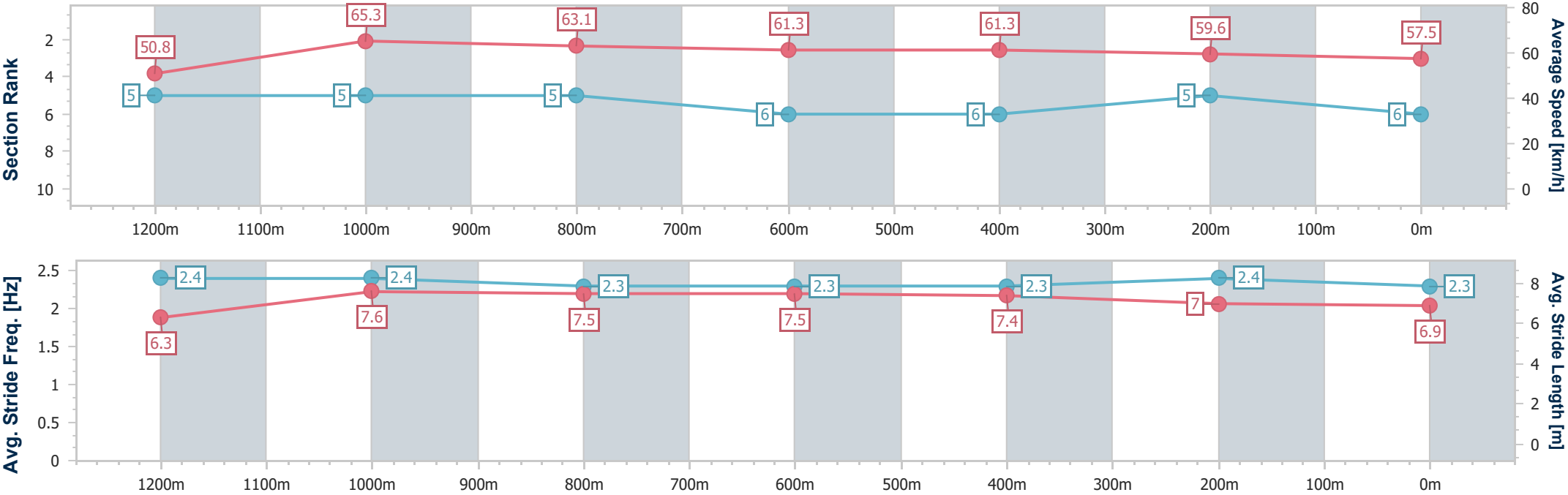
Horse/Jockey Name	Busker
Final Rank	6
Fastest Section Time (Section)	0:11.05 (1200m)
Top Speed [km/h] (Section)	67.1 (1200m)
Race State	Finished



Eagle FarmProfessional
Race 1: SOUTHS SPORTS CLUB Maiden Plate - 1400m
13 August 2025 - 12:33
Track Rating: Soft 5, Weather: Fine, Rail Position: +10m Entire



Section	Overall	1200m	1000m	800m	600m	400m	200m						
Section Times	1:24.83 [6] (0:14.23)	1:10.60 [5] (0:11.05)	0:59.55 [5] (0:11.57)	0:47.98 [5] (0:11.69)	0:36.29 [6] (0:11.71)	0:24.58 [6] (0:12.06)	0:12.52 [5] (0:12.52)						
Average Speed [km/h]	50.8	65.3	63.1	61.3	61.3	59.6	57.5						
Top Speed [km/h]	66.1	67.1	64.2	62.4	61.7	60.8	59.9						
Avg. Dist. to Rail [m]	4.3	3.0	2.2	0.7	1.3	2.0	5.2						
Avg. Stride Freq. [Hz]	2.4	2.4	2.3	2.3	2.3	2.4	2.3						
Avg. Stride Length [m]	6.3	7.6	7.5	7.5	7.4	7.0	6.9						





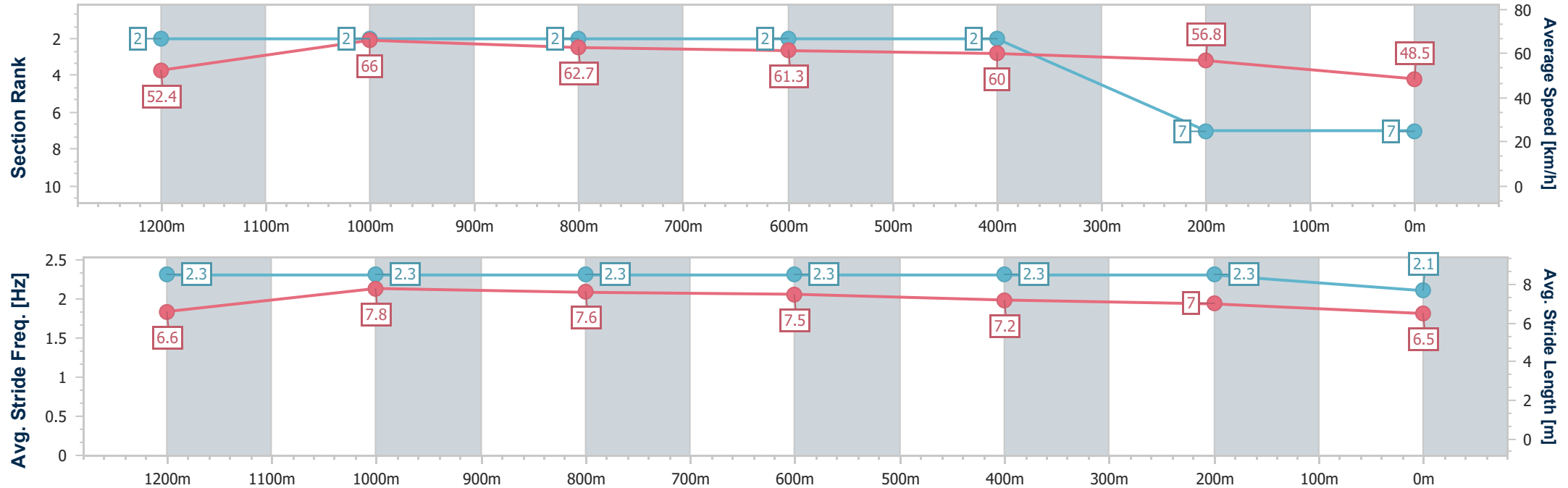
Horse/Jockey Name	Better Believe It
Final Rank	7
Fastest Section Time (Section)	0:10.98 (1200m)
Top Speed [km/h] (Section)	68.2 (1200m)
Race State	Finished



Eagle FarmProfessional
Race 1: SOUTHS SPORTS CLUB Maiden Plate - 1400m
13 August 2025 - 12:33
Track Rating: Soft 5, Weather: Fine, Rail Position: +10m Entire



Section	Overall	1200m	1000m	800m	600m	400m	200m						
Section Times	1:27.57 [7] (0:13.82)	1:13.75 [2] (0:10.98)	1:02.77 [2] (0:11.58)	0:51.19 [2] (0:11.75)	0:39.44 [2] (0:11.93)	0:27.51 [2] (0:12.69)	0:14.82 [7] (0:14.82)						
Average Speed [km/h]	52.4	66.0	62.7	61.3	60.0	56.8	48.5						
Top Speed [km/h]	68.0	68.2	64.4	61.8	60.8	59.2	53.8						
Avg. Dist. to Rail [m]	8.0	4.1	1.8	0.5	0.9	0.6	1.4						
Avg. Stride Freq. [Hz]	2.3	2.3	2.3	2.3	2.3	2.3	2.1						
Avg. Stride Length [m]	6.6	7.8	7.6	7.5	7.2	7.0	6.5						





Eagle Farm Professional

Race 2: MEKKA RACEDAY 16 AUGUST Maiden Plate - 1000m

13 August 2025 - 13:08



BRISBANE
RACING CLUB

Track Rating: Soft 5, Weather: Fine, Rail Position: +10m Entire

Section						Overall	800m	600m	400m	200m	Last 600m			
Field Times						0:57.81 (0:13.19)	0:44.62 (0:10.76)	0:33.86 (0:11.01)	0:22.85 (0:11.03)	0:11.82 (0:11.82)	0:33.86			
Rank	TAB	Horse/Jockey	Barrier	Top Speed [km/h]	Fastest Section							Margin	Distance Travelled [m]	
1	11	MISS FORCE	8	68.6	0:10.76	0:57.81 [1]	0:44.62 [1]	0:33.86 [1]	0:22.85 [1]	0:11.82 [1]	0:57.81	0:33.86		
		Cody Collis		800m	800m	(0:13.19)	(0:10.76)	(0:11.01)	(0:11.03)	(0:11.82)				
2	2	MELDUBIOUS	2	68.7	0:10.83	0:57.85 [2]	0:44.47 [3]	0:33.56 [3]	0:22.52 [3]	0:11.69 [3]	0.21L	0:33.56 -1		
		Heavelon Van		Overall	400m	(0:13.38)	(0:10.91)	(0:11.04)	(0:10.83)	(0:11.69)				
3	7	IMMEDIATE	9	70.5	0:10.84	0:58.09 [3]	0:44.88 [2]	0:34.04 [2]	0:23.02 [2]	0:11.99 [2]	1.65L	0:34.04 +0		
		Ben Thompson		Overall	800m	(0:13.21)	(0:10.84)	(0:11.02)	(0:11.03)	(0:11.99)				
4	8	GUARDSMAN	3	69.0	0:10.87	0:58.17 [4]	0:44.49 [6]	0:33.62 [5]	0:22.67 [5]	0:11.80 [5]	2.1L	0:33.62 -3		
		Kyle Wilson-Taylor		Overall	800m	(0:13.68)	(0:10.87)	(0:10.95)	(0:10.87)	(0:11.80)				
5	5	CLIODHNA MAEVE	7	70.2	0:10.69	0:58.24 [5]	0:44.35 [8]	0:33.66 [7]	0:22.70 [6]	0:11.90 [4]	2.51L	0:33.66 -1		
		Luke Dempsey		800m	800m	(0:13.89)	(0:10.69)	(0:10.96)	(0:10.80)	(0:11.90)				
6	6	DEMES GIRL	1	68.2	0:10.94	0:58.59 [6]	0:45.17 [4]	0:34.23 [4]	0:23.25 [4]	0:12.22 [6]	4.56L	0:34.23 -3		
		Dale Smith		800m	800m	(0:13.42)	(0:10.94)	(0:10.98)	(0:11.03)	(0:12.22)				
7	3	THE FOUNDLING	4	70.2	0:10.70	0:58.61 [7]	0:44.25 [9]	0:33.55 [9]	0:22.31 [9]	0:11.58 [8]	4.66L	0:33.55 +1		
		Rikki Jamieson		800m	800m	(0:14.36)	(0:10.70)	(0:11.24)	(0:10.73)	(0:11.58)				
8	12	UNCLOTHED	5	69.2	0:10.92	0:58.72 [8]	0:45.09 [5]	0:34.17 [6]	0:23.17 [7]	0:12.18 [7]	5.31L	0:34.17 +2		
		Dylan Turner		Overall	800m	(0:13.63)	(0:10.92)	(0:11.00)	(0:10.99)	(0:12.18)				
9	1	KIRONA STORM	6	68.3	0:11.04	1:00.62 [9]	0:46.90 [7]	0:35.86 [8]	0:24.65 [8]	0:13.02 [9]	16.51L	0:35.86 +4		
		Danny Peisley		Overall	800m	(0:13.72)	(0:11.04)	(0:11.21)	(0:11.63)	(0:13.02)				

Scratched: Seveer (#9), Zouchase (#4), Cryptic Beauty (#10)



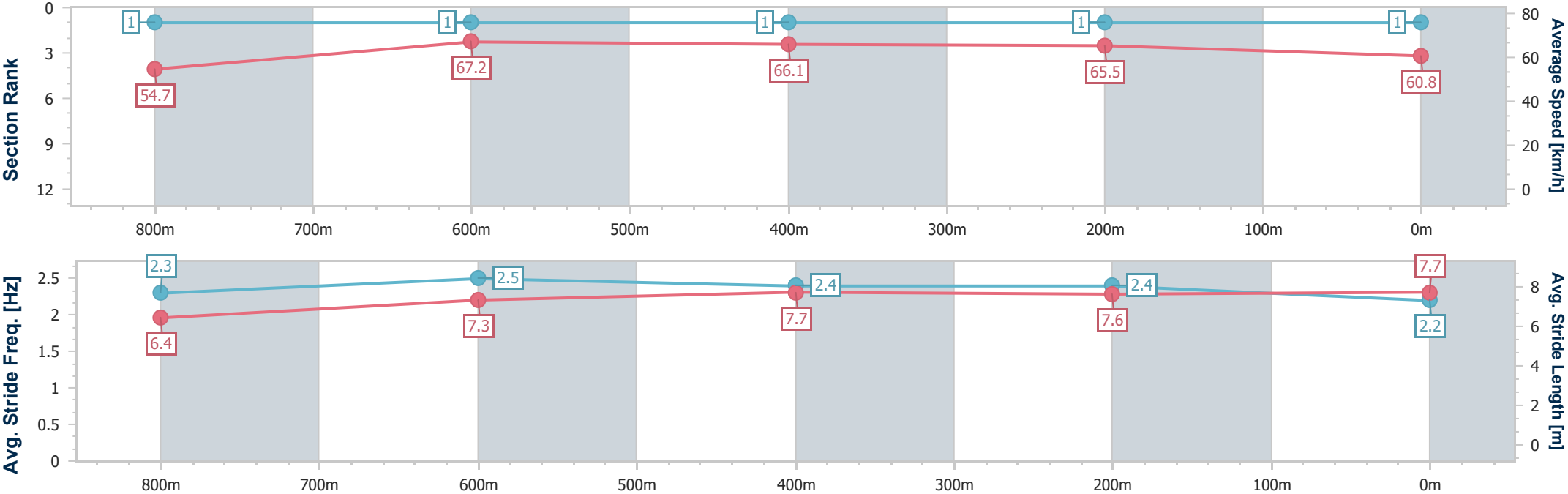
Horse/Jockey Name	Miss Force
Final Rank	1
Fastest Section Time (Section)	0:10.76 (800m)
Top Speed [km/h] (Section)	68.6 (800m)
Race State	Finished



Eagle Farm Professional
Race 2: MEKKA RACEDAY 16 AUGUST Maiden Plate - 1000m
13 August 2025 - 13:08
Track Rating: Soft 5, Weather: Fine, Rail Position: +10m Entire



Section	Overall	800m	600m	400m	200m										
Section Times	0:57.81 [1] (0:13.19)	0:44.62 [1] (0:10.76)	0:33.86 [1] (0:11.01)	0:22.85 [1] (0:11.03)	0:11.82 [1] (0:11.82)										
Average Speed [km/h]	54.7	67.2	66.1	65.5	60.8										
Top Speed [km/h]	66.7	68.6	66.9	66.6	64.2										
Avg. Dist. to Rail [m]	2.1	0.9	2.4	2.3	1.1										
Avg. Stride Freq. [Hz]	2.3	2.5	2.4	2.4	2.2										
Avg. Stride Length [m]	6.4	7.3	7.7	7.6	7.7										



[] Ranking at each section and finish
-.-.- No data available at this section
NA No data available



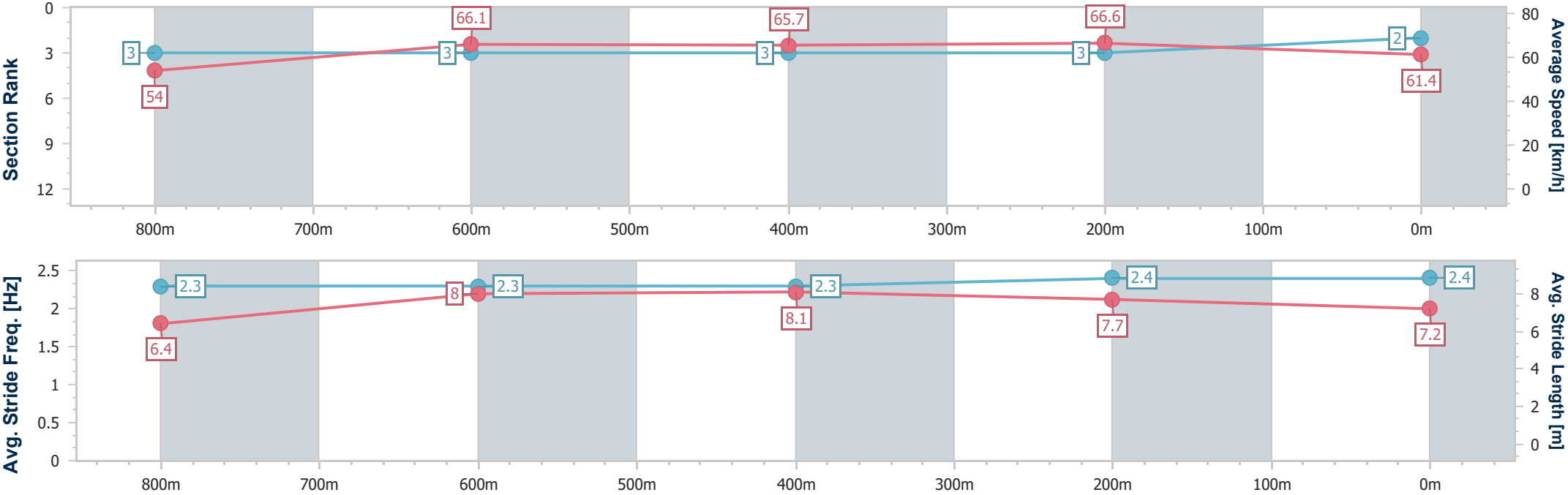
Horse/Jockey Name	Meldubious
Final Rank	2
Fastest Section Time (Section)	0:10.83 (400m)
Top Speed [km/h] (Section)	68.7 (Overall)
Race State	Finished



Eagle Farm Professional
Race 2: MEKKA RACEDAY 16 AUGUST Maiden Plate - 1000m
13 August 2025 - 13:08
Track Rating: Soft 5, Weather: Fine, Rail Position: +10m Entire



Section	Overall	800m	600m	400m	200m														
Section Times	0:57.85 [2] (0:13.38)	0:44.47 [3] (0:10.91)	0:33.56 [3] (0:11.04)	0:22.52 [3] (0:10.83)	0:11.69 [3] (0:11.69)														
Average Speed [km/h]	54.0	66.1	65.7	66.6	61.4														
Top Speed [km/h]	68.7	67.3	67.8	68.7	65.4														
Avg. Dist. to Rail [m]	1.1	0.3	1.5	5.7	7.7														
Avg. Stride Freq. [Hz]	2.3	2.3	2.3	2.4	2.4														
Avg. Stride Length [m]	6.4	8.0	8.1	7.7	7.2														





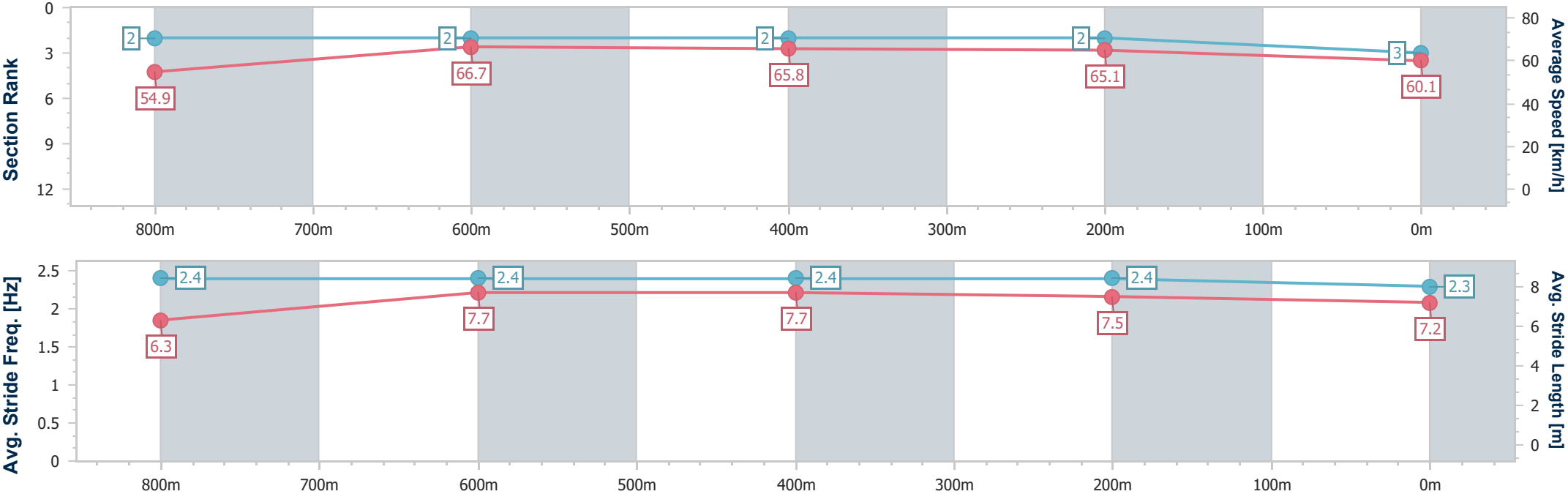
Horse/Jockey Name	Immediate
Final Rank	3
Fastest Section Time (Section)	0:10.84 (800m)
Top Speed [km/h] (Section)	70.5 (Overall)
Race State	Finished



Eagle Farm Professional
Race 2: MEKKA RACEDAY 16 AUGUST Maiden Plate - 1000m
13 August 2025 - 13:08
Track Rating: Soft 5, Weather: Fine, Rail Position: +10m Entire



Section	Overall	800m	600m	400m	200m														
Section Times	0:58.09 [3] (0:13.21)	0:44.88 [2] (0:10.84)	0:34.04 [2] (0:11.02)	0:23.02 [2] (0:11.03)	0:11.99 [2] (0:11.99)														
Average Speed [km/h]	54.9	66.7	65.8	65.1	60.1														
Top Speed [km/h]	70.5	70.3	66.6	67.0	64.0														
Avg. Dist. to Rail [m]	5.5	0.8	1.2	2.2	2.6														
Avg. Stride Freq. [Hz]	2.4	2.4	2.4	2.4	2.3														
Avg. Stride Length [m]	6.3	7.7	7.7	7.5	7.2														



[] Ranking at each section and finish
-.-.- No data available at this section
NA No data available



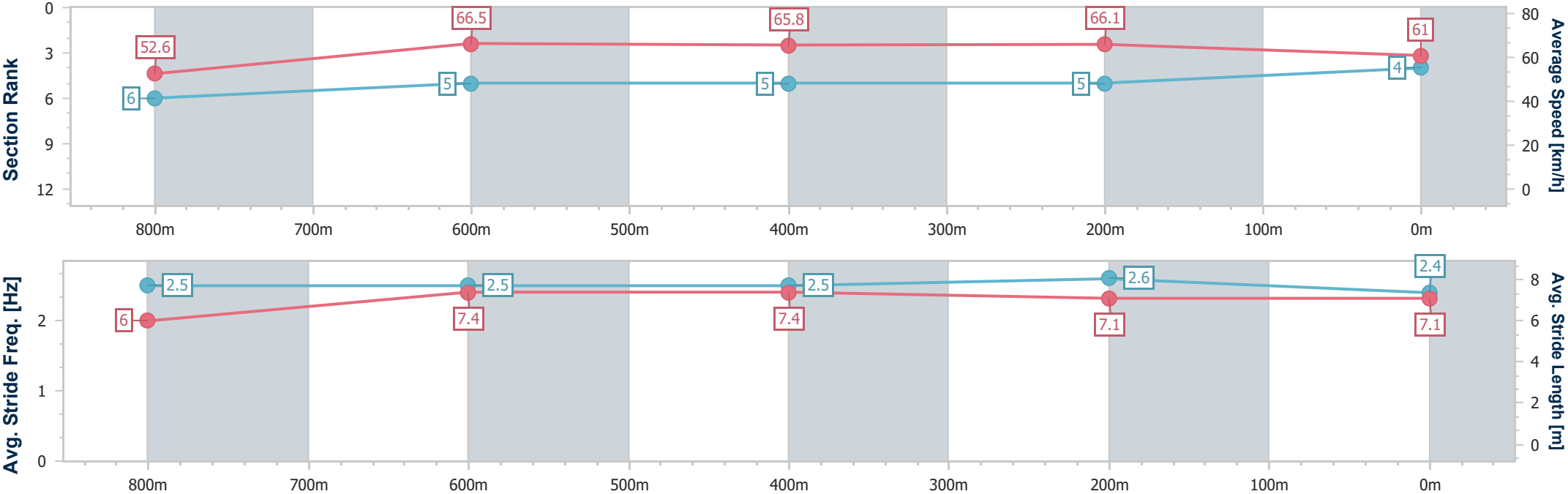
Horse/Jockey Name	Guardsman
Final Rank	4
Fastest Section Time (Section)	0:10.87 (800m)
Top Speed [km/h] (Section)	69.0 (Overall)
Race State	Finished



Eagle FarmProfessional
Race 2: MEKKA RACEDAY 16 AUGUST Maiden Plate - 1000m
13 August 2025 - 13:08
Track Rating: Soft 5, Weather: Fine, Rail Position: +10m Entire



Section	Overall	800m	600m	400m	200m															
Section Times	0:58.17 [4] (0:13.68)	0:44.49 [6] (0:10.87)	0:33.62 [5] (0:10.95)	0:22.67 [5] (0:10.87)	0:11.80 [5] (0:11.80)															
Average Speed [km/h]	52.6	66.5	65.8	66.1	61.0															
Top Speed [km/h]	69.0	68.9	67.5	68.0	63.7															
Avg. Dist. to Rail [m]	1.1	0.2	1.3	6.1	6.6															
Avg. Stride Freq. [Hz]	2.5	2.5	2.5	2.6	2.4															
Avg. Stride Length [m]	6.0	7.4	7.4	7.1	7.1															





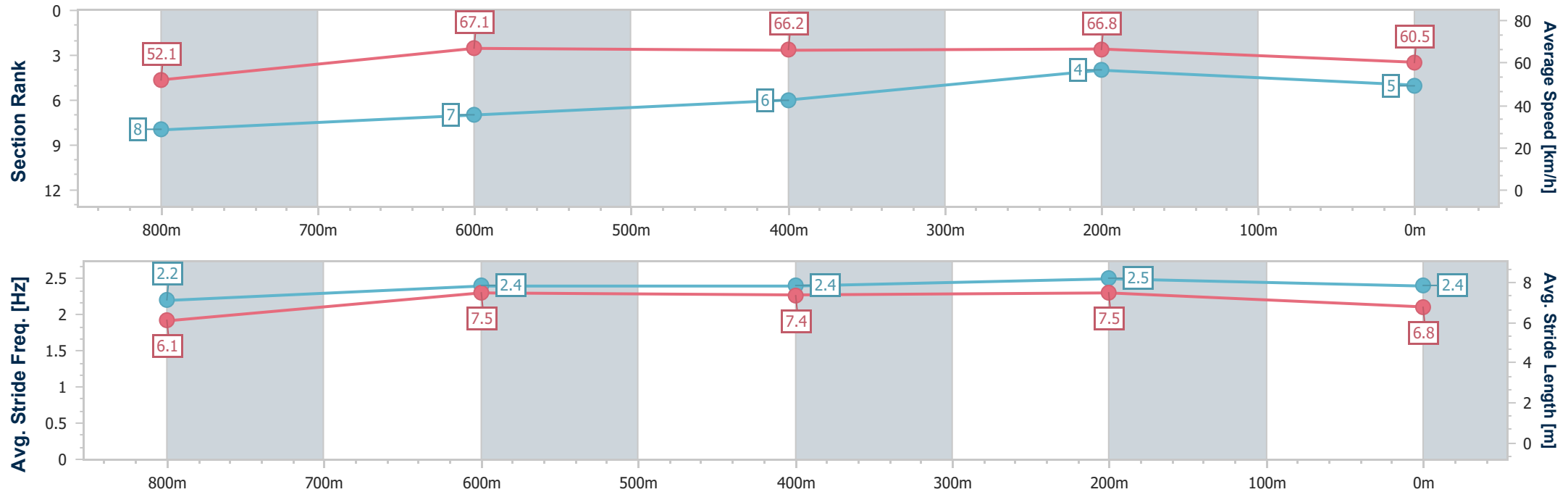
Horse/Jockey Name	Clíodhna Maeve
Final Rank	5
Fastest Section Time (Section)	0:10.69 (800m)
Top Speed [km/h] (Section)	70.2 (800m)
Race State	Finished



Eagle Farm Professional
Race 2: MEKKA RACEDAY 16 AUGUST Maiden Plate - 1000m
13 August 2025 - 13:08
Track Rating: Soft 5, Weather: Fine, Rail Position: +10m Entire



Section	Overall	800m	600m	400m	200m										
Section Times	0:58.24 [5] (0:13.89)	0:44.35 [8] (0:10.69)	0:33.66 [7] (0:10.96)	0:22.70 [6] (0:10.80)	0:11.90 [4] (0:11.90)										
Average Speed [km/h]	52.1	67.1	66.2	66.8	60.5										
Top Speed [km/h]	69.1	70.2	68.3	68.2	64.7										
Avg. Dist. to Rail [m]	3.0	0.4	1.2	2.1	4.7										
Avg. Stride Freq. [Hz]	2.2	2.4	2.4	2.5	2.4										
Avg. Stride Length [m]	6.1	7.5	7.4	7.5	6.8										



[] Ranking at each section and finish
-.-.- No data available at this section
NA No data available



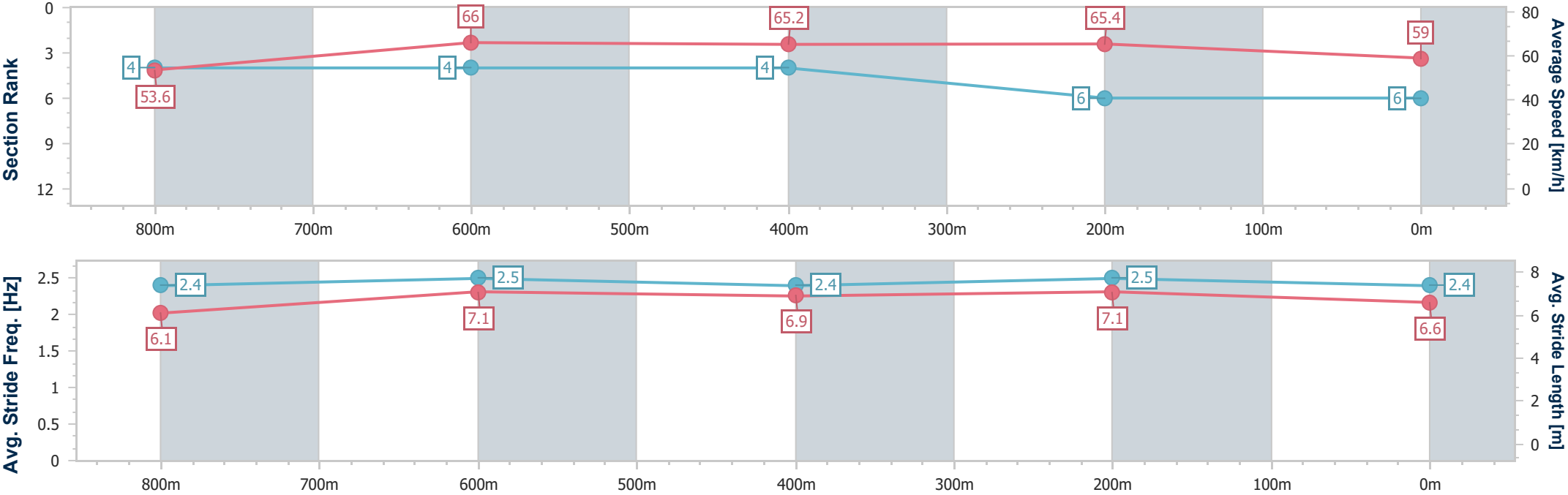
Horse/Jockey Name	Demes Girl
Final Rank	6
Fastest Section Time (Section)	0:10.94 (800m)
Top Speed [km/h] (Section)	68.2 (800m)
Race State	Finished



Eagle FarmProfessional
Race 2: MEKKA RACEDAY 16 AUGUST Maiden Plate - 1000m
13 August 2025 - 13:08
Track Rating: Soft 5, Weather: Fine, Rail Position: +10m Entire



Section	Overall	800m	600m	400m	200m															
Section Times	0:58.59 [6] (0:13.42)	0:45.17 [4] (0:10.94)	0:34.23 [4] (0:10.98)	0:23.25 [4] (0:11.03)	0:12.22 [6] (0:12.22)															
Average Speed [km/h]	53.6	66.0	65.2	65.4	59.0															
Top Speed [km/h]	68.0	68.2	66.2	66.7	63.2															
Avg. Dist. to Rail [m]	1.4	0.5	0.2	0.5	1.7															
Avg. Stride Freq. [Hz]	2.4	2.5	2.4	2.5	2.4															
Avg. Stride Length [m]	6.1	7.1	6.9	7.1	6.6															





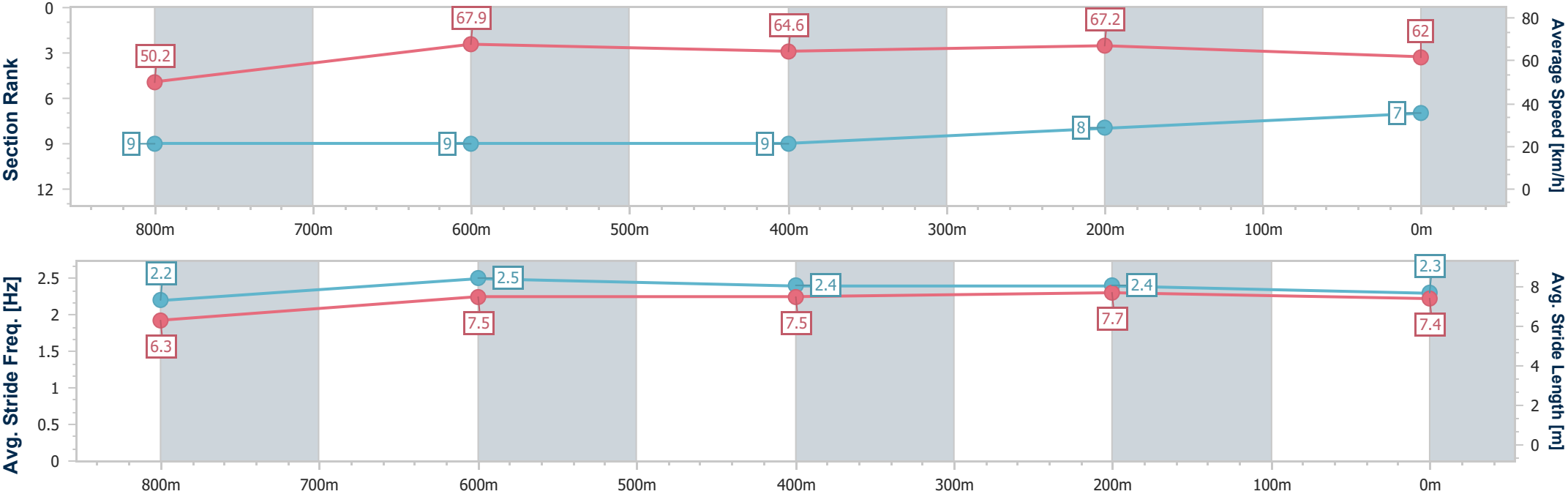
Horse/Jockey Name	The Foundling
Final Rank	7
Fastest Section Time (Section)	0:10.70 (800m)
Top Speed [km/h] (Section)	70.2 (800m)
Race State	Finished



Eagle Farm Professional
Race 2: MEKKA RACEDAY 16 AUGUST Maiden Plate - 1000m
13 August 2025 - 13:08
Track Rating: Soft 5, Weather: Fine, Rail Position: +10m Entire



Section	Overall	800m	600m	400m	200m															
Section Times	0:58.61 [7] (0:14.36)	0:44.25 [9] (0:10.70)	0:33.55 [9] (0:11.24)	0:22.31 [9] (0:10.73)	0:11.58 [8] (0:11.58)															
Average Speed [km/h]	50.2	67.9	64.6	67.2	62.0															
Top Speed [km/h]	68.7	70.2	66.6	67.9	66.0															
Avg. Dist. to Rail [m]	1.8	1.2	2.3	3.2	1.8															
Avg. Stride Freq. [Hz]	2.2	2.5	2.4	2.4	2.3															
Avg. Stride Length [m]	6.3	7.5	7.5	7.7	7.4															



[] Ranking at each section and finish
-.-.- No data available at this section
NA No data available



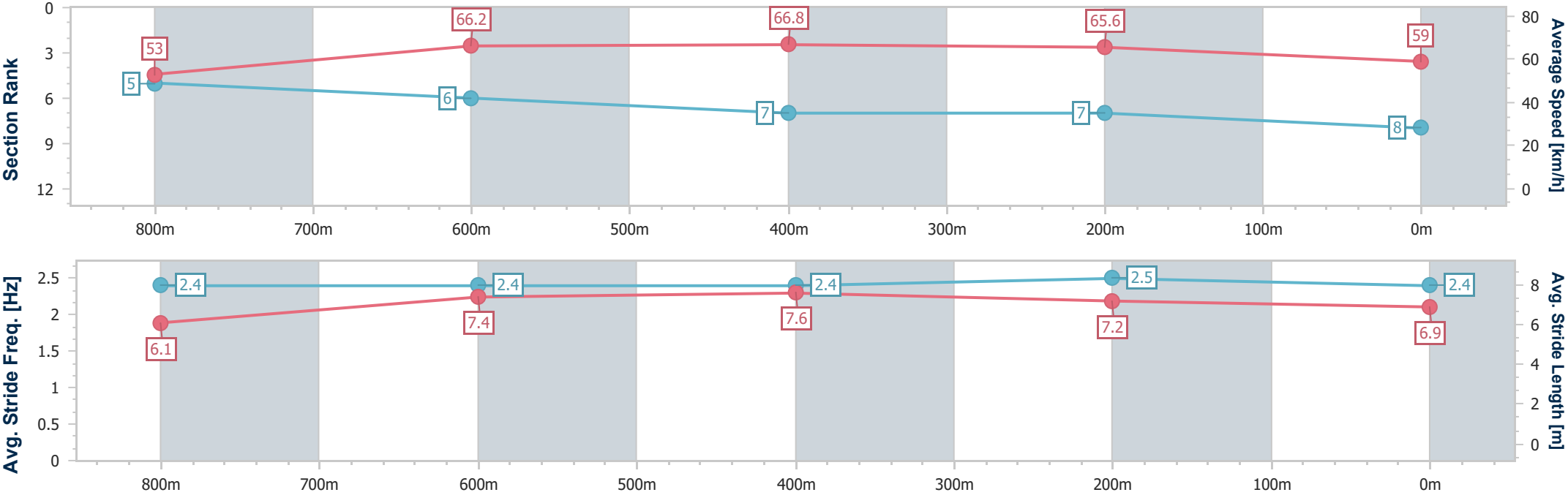
Horse/Jockey Name	Unclothed
Final Rank	8
Fastest Section Time (Section)	0:10.92 (800m)
Top Speed [km/h] (Section)	69.2 (Overall)
Race State	Finished



Eagle Farm Professional
Race 2: MEKKA RACEDAY 16 AUGUST Maiden Plate - 1000m
13 August 2025 - 13:08
Track Rating: Soft 5, Weather: Fine, Rail Position: +10m Entire



Section	Overall	800m	600m	400m	200m														
Section Times	0:58.72 [8] (0:13.63)	0:45.09 [5] (0:10.92)	0:34.17 [6] (0:11.00)	0:23.17 [7] (0:10.99)	0:12.18 [7] (0:12.18)														
Average Speed [km/h]	53.0	66.2	66.8	65.6	59.0														
Top Speed [km/h]	69.2	68.4	68.9	68.9	62.8														
Avg. Dist. to Rail [m]	2.4	1.2	3.9	6.9	6.5														
Avg. Stride Freq. [Hz]	2.4	2.4	2.4	2.5	2.4														
Avg. Stride Length [m]	6.1	7.4	7.6	7.2	6.9														





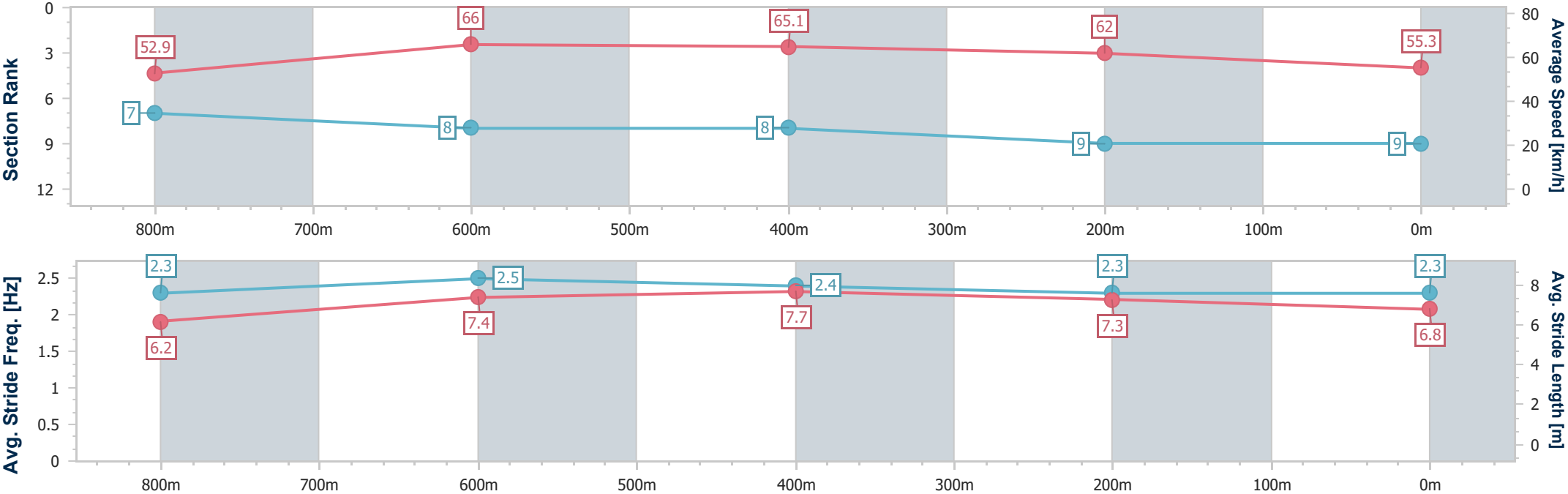
Horse/Jockey Name	Kirona Storm
Final Rank	9
Fastest Section Time (Section)	0:11.04 (800m)
Top Speed [km/h] (Section)	68.3 (Overall)
Race State	Finished



Eagle FarmProfessional
Race 2: MEKKA RACEDAY 16 AUGUST Maiden Plate - 1000m
13 August 2025 - 13:08
Track Rating: Soft 5, Weather: Fine, Rail Position: +10m Entire



Section	Overall	800m	600m	400m	200m										
Section Times	1:00.62 [9] (0:13.72)	0:46.90 [7] (0:11.04)	0:35.86 [8] (0:11.21)	0:24.65 [8] (0:11.63)	0:13.02 [9] (0:13.02)										
Average Speed [km/h]	52.9	66.0	65.1	62.0	55.3										
Top Speed [km/h]	68.3	67.3	66.6	63.9	59.8										
Avg. Dist. to Rail [m]	4.0	2.8	3.0	4.7	3.5										
Avg. Stride Freq. [Hz]	2.3	2.5	2.4	2.3	2.3										
Avg. Stride Length [m]	6.2	7.4	7.7	7.3	6.8										





Eagle Farm Professional
Race 3: BECOME A BRC MEMBER QTIS Three-Year-Old Maiden Plate - 1000m

13 August 2025 - 13:44



Track Rating: Soft 5, Weather: Fine, Rail Position: +10m Entire

Section						Overall	800m	600m	400m	200m	Last 600m			
Field Times						0:57.69 (0:12.94)	0:44.75 (0:10.50)	0:34.25 (0:10.89)	0:23.36 (0:11.23)	0:12.13 (0:12.13)	0:34.25			
Rank	TAB	Horse/Jockey	Barrier	Top Speed [km/h]	Fastest Section							Margin		
1	10	MISS FUNNY HONEY	6	70.8	0:10.55	0:57.69 [1]	0:44.44 [7]	0:33.89 [7]	0:23.02 [6]	0:12.06 [4]	0:57.69	0:33.89		
		Jake Bayliss		Overall	800m	(0:13.25)	(0:10.55)	(0:10.87)	(0:10.96)	(0:12.06)				
2	12	SHADWELL LANE	13	69.2	0:10.59	0:57.72 [2]	0:44.29 [8]	0:33.70 [8]	0:22.88 [8]	0:11.97 [7]	0.14L	0:33.70		
		Cejay Graham		800m	800m	(0:13.43)	(0:10.59)	(0:10.82)	(0:10.91)	(0:11.97)				
3	14	CRYPTO MISS	1	69.9	0:10.52	0:57.90 [3]	0:44.89 [3]	0:34.37 [3]	0:23.55 [3]	0:12.34 [1]	1.26L	0:34.37		
		Kyle Wilson-Taylor		Overall	800m	(0:13.01)	(0:10.52)	(0:10.82)	(0:11.21)	(0:12.34)				
4	4	QUICKZOU	9	70.6	0:10.53	0:57.93 [4]	0:44.89 [4]	0:34.36 [4]	0:23.46 [4]	0:12.29 [5]	1.41L	0:34.36		
		Ryan Maloney		800m	800m	(0:13.04)	(0:10.53)	(0:10.90)	(0:11.17)	(0:12.29)				
5	13	RUSTY TYCOON	4	68.2	0:10.76	0:58.15 [5]	0:44.54 [9]	0:33.78 [9]	0:23.02 [9]	0:12.06 [9]	2.7L	0:33.78		
		Damien Thornton		800m	800m	(0:13.61)	(0:10.76)	(0:10.76)	(0:10.96)	(0:12.06)				
6	18	SEVEER	10	71.2	0:10.56	0:58.33 [6]	0:45.13 [5]	0:34.57 [6]	0:23.64 [7]	0:12.54 [8]	3.76L	0:34.57		
		Cobi Vitler		Overall	800m	(0:13.20)	(0:10.56)	(0:10.93)	(0:11.10)	(0:12.54)				
7	9	CRYPTIC BEAUTY	2	71.2	0:10.51	0:58.35 [7]	0:45.38 [2]	0:34.87 [2]	0:24.01 [2]	0:12.73 [3]	3.85L	0:34.87		
		Emily Lang		800m	800m	(0:12.97)	(0:10.51)	(0:10.86)	(0:11.28)	(0:12.73)				
8	3	BOSS MODE	3	71.6	0:10.49	0:58.37 [8]	0:45.16 [6]	0:34.67 [5]	0:23.80 [5]	0:12.64 [6]	3.97L	0:34.67		
		Ben Thompson		Overall	800m	(0:13.21)	(0:10.49)	(0:10.87)	(0:11.16)	(0:12.64)				
9	11	READY FOR ZION	5	71.5	0:10.50	0:58.38 [9]	0:45.44 [1]	0:34.94 [1]	0:24.05 [1]	0:12.78 [2]	4.04L	0:34.94		
		Siobhan Rutledge		Overall	800m	(0:12.94)	(0:10.50)	(0:10.89)	(0:11.27)	(0:12.78)				
10	5	ROYAL DIPLOMAT	14	69.2	0:10.72	0:58.60 [10]	0:44.78 [11]	0:34.06 [11]	0:23.07 [11]	0:12.01 [10]	5.37L	0:34.06		
		Justin Huxtable		800m	800m	(0:13.82)	(0:10.72)	(0:10.99)	(0:11.06)	(0:12.01)				

Scratched: Sorrenti (#7), Yaranga (#8), Daiquiri Hill (#16), Code Buster (#20), Amalfi Boy (#1), Blue White Blue (#2), Pronto Percy (#15), Guardsman (#17), Magic Invader (#19)

Report Created: Wed 13 August 2025 14:12 GMT+ (Note: Timing is based on position data)

Page 1/13

[] Ranking at each section and finish
-:-:- No data available at this section
NA No data available

SCN Saddle cloth number
DNF Did not finish
DNT Did not track

data processed by  **TRIPLESDATA**



Eagle Farm Professional
Race 3: BECOME A BRC MEMBER QTIS Three-Year-Old Maiden Plate -
1000m
13 August 2025 - 13:44



Track Rating: Soft 5, Weather: Fine, Rail Position: +10m Entire

Section						Overall	800m	600m	400m	200m	Last 600m		
Field Times						0:57.69 (0:12.94)	0:44.75 (0:10.50)	0:34.25 (0:10.89)	0:23.36 (0:11.23)	0:12.13 (0:12.13)	0:34.25		
Rank	TAB	Horse/Jockey	Barrier	Top Speed [km/h]	Fastest Section	Margin						Distance Travelled [m]	
11	6	SAVE THE ROSES	11	68.5	0:10.70	0:59.03 [11]	0:45.23 [10]	0:34.53 [10]	0:23.69 [10]	0:12.42 [11]	7.89L	0:34.53	-2
		Tiffani Brooker		800m	800m	(0:13.80)	(0:10.70)	(0:10.84)	(0:11.27)	(0:12.42)			

Scratched: Sorrenti (#7), Yaranga (#8), Daiquiri Hill (#16), Code Buster (#20), Amalfi Boy (#1), Blue White Blue (#2), Pronto Percy (#15), Guardsman (#17), Magic Invader (#19)

[] Ranking at each section and finish
-:--:- No data available at this section
NA No data available

SCN Saddle cloth number
DNF Did not finish
DNT Did not track



Horse/Jockey Name	Miss Funny Honey
Final Rank	1
Fastest Section Time (Section)	0:10.55 (800m)
Top Speed [km/h] (Section)	70.8 (Overall)
Race State	Finished

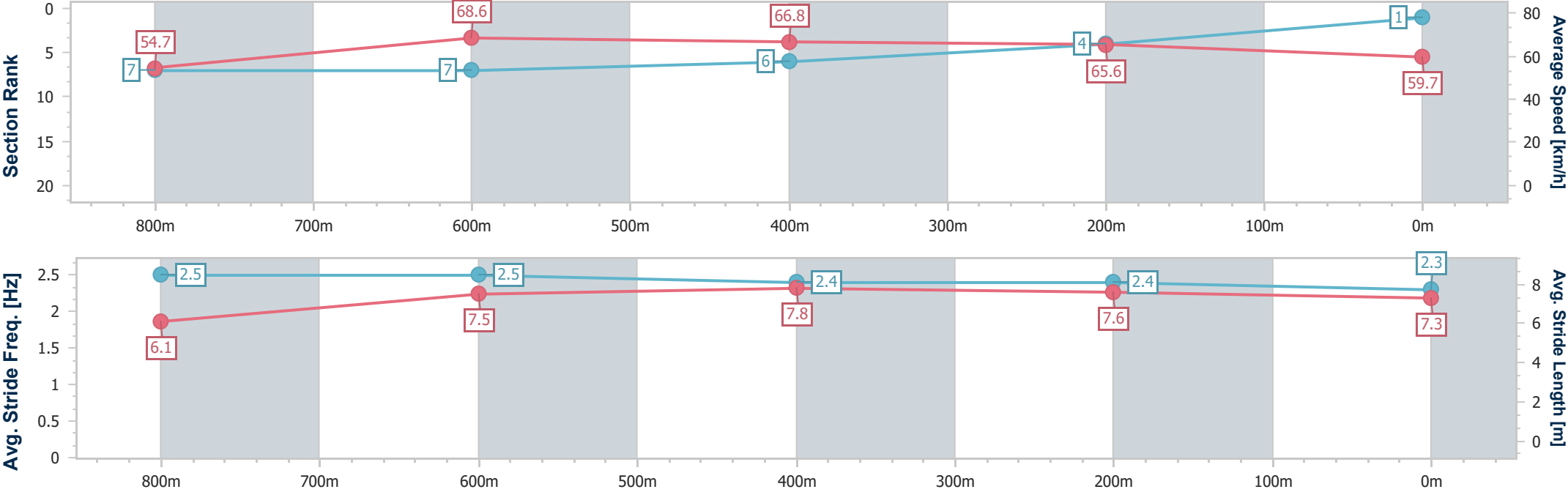


Eagle Farm Professional
Race 3: BECOME A BRC MEMBER QTIS Three-Year-Old Maiden
Plate - 1000m
13 August 2025 - 13:44
Track Rating: Soft 5, Weather: Fine, Rail Position: +10m Entire



BRISBANE
RACING CLUB

Section	Overall	800m	600m	400m	200m														
Section Times	0:57.69 [1] (0:13.25)	0:44.44 [7] (0:10.55)	0:33.89 [7] (0:10.87)	0:23.02 [6] (0:10.96)	0:12.06 [4] (0:12.06)														
Average Speed [km/h]	54.7	68.6	66.8	65.6	59.7														
Top Speed [km/h]	70.8	70.6	67.8	68.2	63.1														
Avg. Dist. to Rail [m]	3.4	1.5	1.3	2.0	2.3														
Avg. Stride Freq. [Hz]	2.5	2.5	2.4	2.4	2.3														
Avg. Stride Length [m]	6.1	7.5	7.8	7.6	7.3														





Horse/Jockey Name	Shadwell Lane
Final Rank	2
Fastest Section Time (Section)	0:10.59 (800m)
Top Speed [km/h] (Section)	69.2 (800m)
Race State	Finished

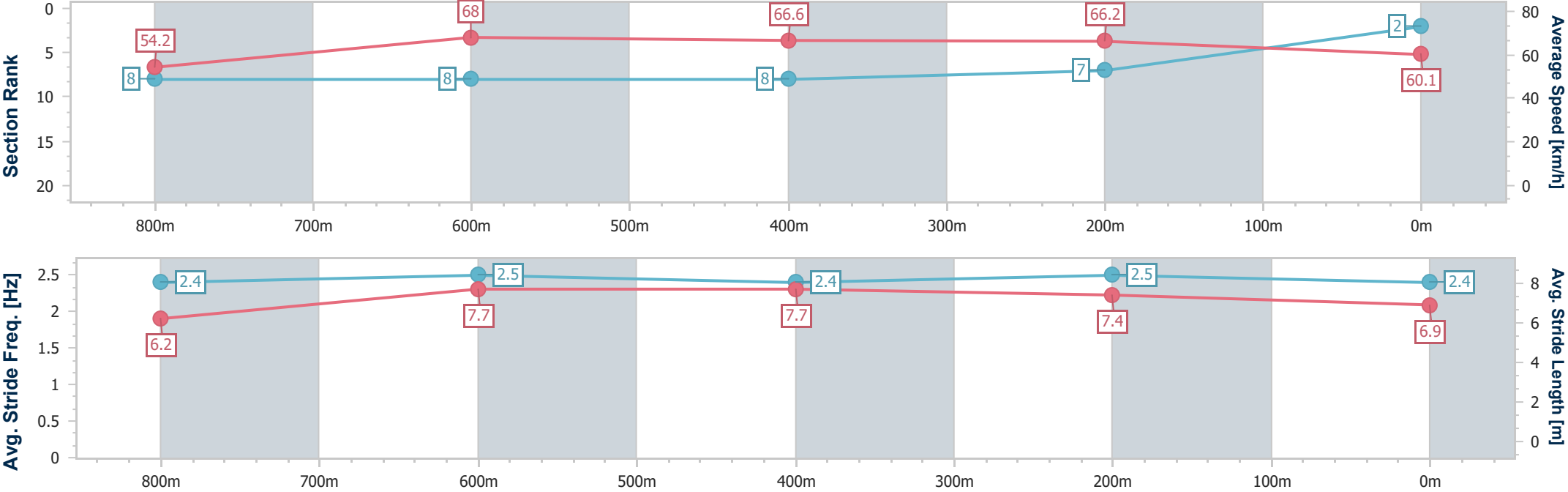


Eagle Farm Professional
Race 3: BECOME A BRC MEMBER QTIS Three-Year-Old Maiden
Plate - 1000m
13 August 2025 - 13:44
Track Rating: Soft 5, Weather: Fine, Rail Position: +10m Entire



BRISBANE
RACING CLUB

Section	Overall	800m	600m	400m	200m														
Section Times	0:57.72 [2] (0:13.43)	0:44.29 [8] (0:10.59)	0:33.70 [8] (0:10.82)	0:22.88 [8] (0:10.91)	0:11.97 [7] (0:11.97)														
Average Speed [km/h]	54.2	68.0	66.6	66.2	60.1														
Top Speed [km/h]	67.7	69.2	68.1	67.1	64.4														
Avg. Dist. to Rail [m]	7.2	1.7	0.9	5.3	6.3														
Avg. Stride Freq. [Hz]	2.4	2.5	2.4	2.5	2.4														
Avg. Stride Length [m]	6.2	7.7	7.7	7.4	6.9														





Horse/Jockey Name	Crypto Miss
Final Rank	3
Fastest Section Time (Section)	0:10.52 (800m)
Top Speed [km/h] (Section)	69.9 (Overall)
Race State	Finished

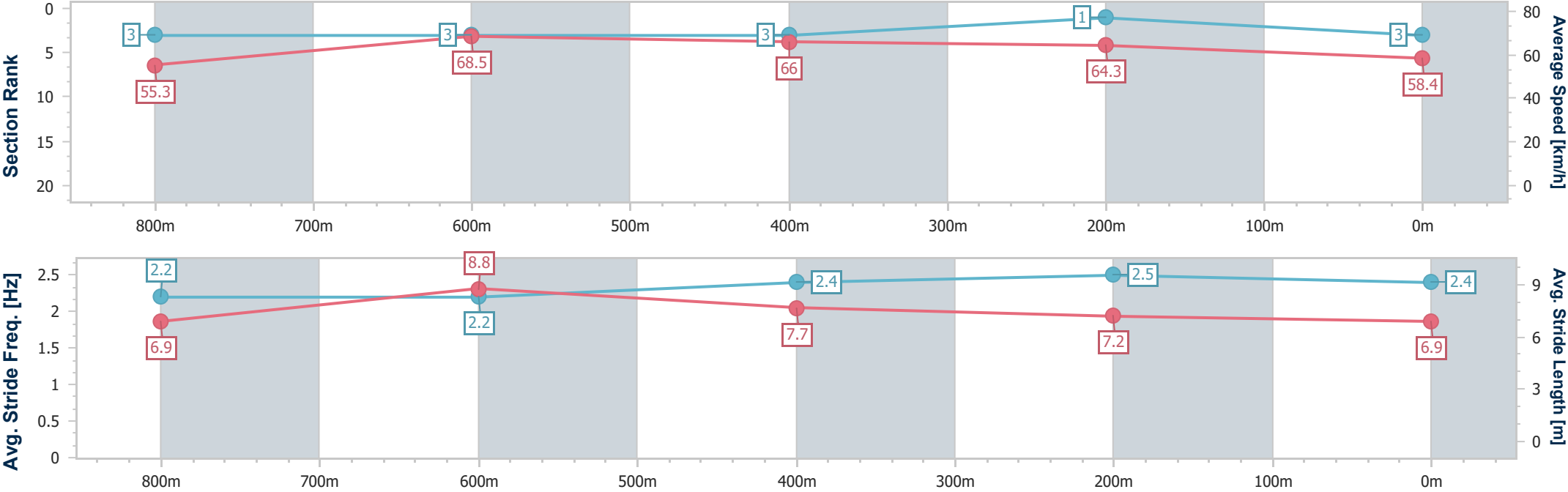


Eagle FarmProfessional
Race 3: BECOME A BRC MEMBER QTIS Three-Year-Old Maiden
Plate - 1000m
13 August 2025 - 13:44
Track Rating: Soft 5, Weather: Fine, Rail Position: +10m Entire



BRISBANE
RACING CLUB

Section	Overall	800m	600m	400m	200m										
Section Times	0:57.90 [3] (0:13.01)	0:44.89 [3] (0:10.52)	0:34.37 [3] (0:10.82)	0:23.55 [3] (0:11.21)	0:12.34 [1] (0:12.34)										
Average Speed [km/h]	55.3	68.5	66.0	64.3	58.4										
Top Speed [km/h]	69.9	69.9	68.8	67.9	61.9										
Avg. Dist. to Rail [m]	1.1	0.6	1.4	2.2	0.5										
Avg. Stride Freq. [Hz]	2.2	2.2	2.4	2.5	2.4										
Avg. Stride Length [m]	6.9	8.8	7.7	7.2	6.9										





Horse/Jockey Name	Quickzou
Final Rank	4
Fastest Section Time (Section)	0:10.53 (800m)
Top Speed [km/h] (Section)	70.6 (800m)
Race State	Finished

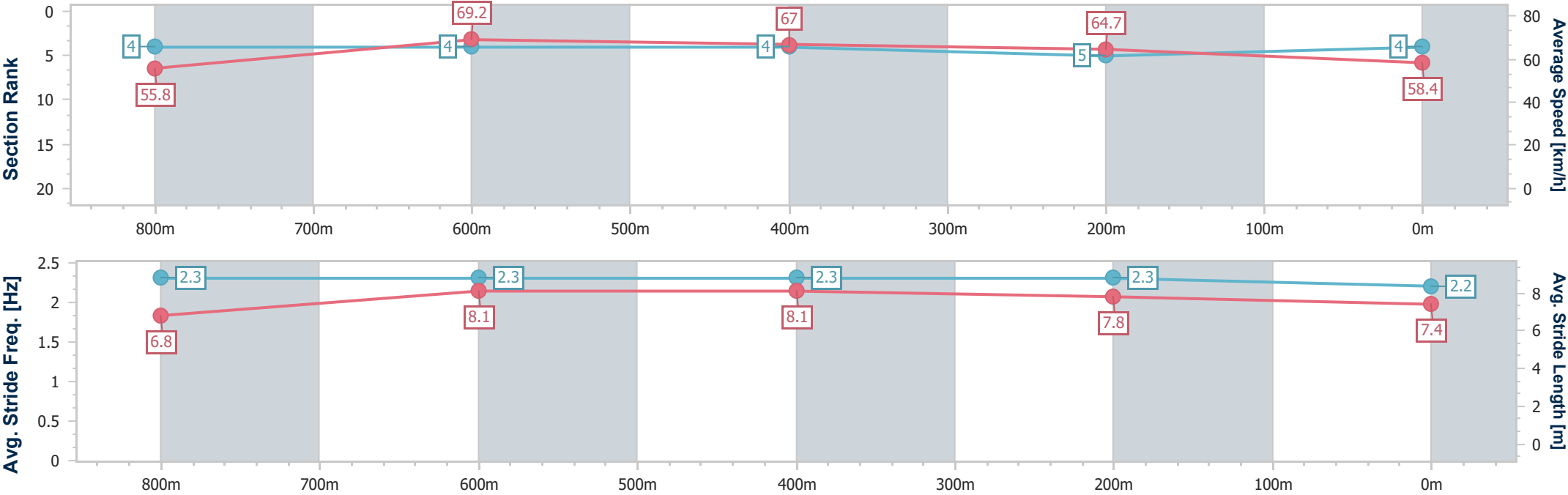


Eagle FarmProfessional
Race 3: BECOME A BRC MEMBER QTIS Three-Year-Old Maiden
Plate - 1000m
13 August 2025 - 13:44
Track Rating: Soft 5, Weather: Fine, Rail Position: +10m Entire



BRISBANE
RACING CLUB

Section	Overall	800m	600m	400m	200m										
Section Times	0:57.93 [4] (0:13.04)	0:44.89 [4] (0:10.53)	0:34.36 [4] (0:10.90)	0:23.46 [4] (0:11.17)	0:12.29 [5] (0:12.29)										
Average Speed [km/h]	55.8	69.2	67.0	64.7	58.4										
Top Speed [km/h]	69.4	70.6	68.5	66.2	62.4										
Avg. Dist. to Rail [m]	4.8	3.3	3.0	3.5	3.5										
Avg. Stride Freq. [Hz]	2.3	2.3	2.3	2.3	2.2										
Avg. Stride Length [m]	6.8	8.1	8.1	7.8	7.4										





Horse/Jockey Name	Rusty Tycoon
Final Rank	5
Fastest Section Time (Section)	0:10.76 (800m)
Top Speed [km/h] (Section)	68.2 (800m)
Race State	Finished

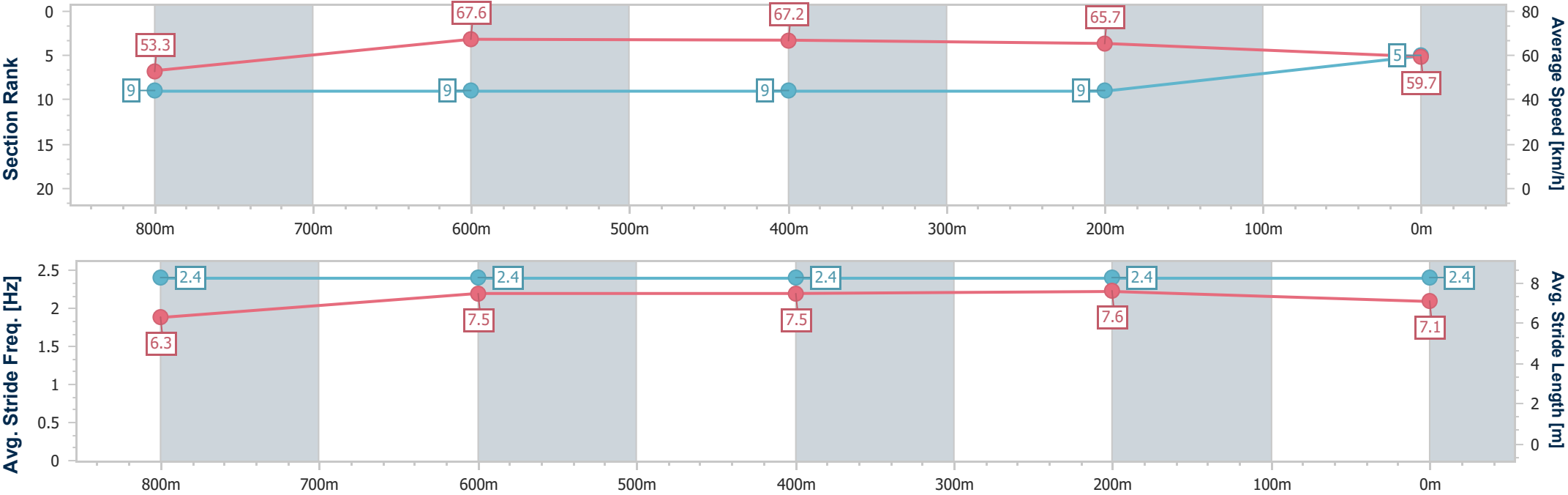


Eagle Farm Professional
Race 3: BECOME A BRC MEMBER QTIS Three-Year-Old Maiden
Plate - 1000m
13 August 2025 - 13:44
Track Rating: Soft 5, Weather: Fine, Rail Position: +10m Entire



BRISBANE
RACING CLUB

Section	Overall	800m	600m	400m	200m														
Section Times	0:58.15 [5] (0:13.61)	0:44.54 [9] (0:10.76)	0:33.78 [9] (0:10.76)	0:23.02 [9] (0:10.96)	0:12.06 [9] (0:12.06)														
Average Speed [km/h]	53.3	67.6	67.2	65.7	59.7														
Top Speed [km/h]	68.1	68.2	68.0	67.0	62.9														
Avg. Dist. to Rail [m]	3.5	2.2	0.8	5.7	8.4														
Avg. Stride Freq. [Hz]	2.4	2.4	2.4	2.4	2.4														
Avg. Stride Length [m]	6.3	7.5	7.5	7.6	7.1														





Horse/Jockey Name	Seveer
Final Rank	6
Fastest Section Time (Section)	0:10.56 (800m)
Top Speed [km/h] (Section)	71.2 (Overall)
Race State	Finished

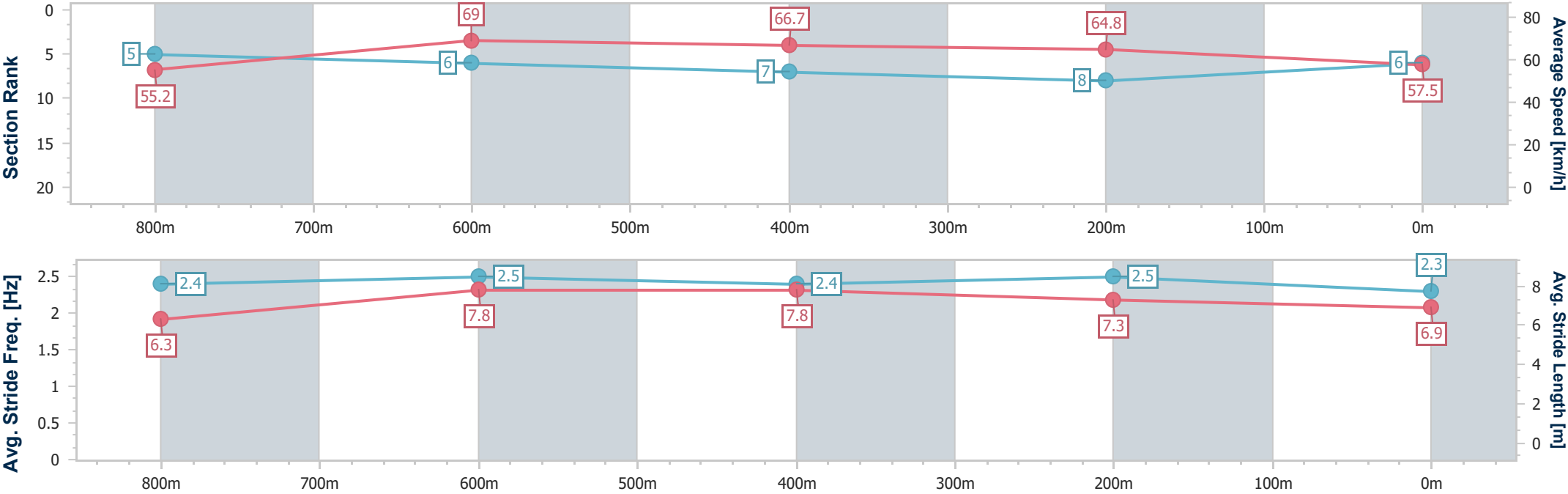


Eagle FarmProfessional
Race 3: BECOME A BRC MEMBER QTIS Three-Year-Old Maiden
Plate - 1000m
13 August 2025 - 13:44
Track Rating: Soft 5, Weather: Fine, Rail Position: +10m Entire



BRISBANE
RACING CLUB

Section	Overall	800m	600m	400m	200m										
Section Times	0:58.33 [6] (0:13.20)	0:45.13 [5] (0:10.56)	0:34.57 [6] (0:10.93)	0:23.64 [7] (0:11.10)	0:12.54 [8] (0:12.54)										
Average Speed [km/h]	55.2	69.0	66.7	64.8	57.5										
Top Speed [km/h]	71.2	71.0	67.6	67.5	62.1										
Avg. Dist. to Rail [m]	6.0	2.8	2.5	5.8	5.4										
Avg. Stride Freq. [Hz]	2.4	2.5	2.4	2.5	2.3										
Avg. Stride Length [m]	6.3	7.8	7.8	7.3	6.9										





Horse/Jockey Name	Cryptic Beauty
Final Rank	7
Fastest Section Time (Section)	0:10.51 (800m)
Top Speed [km/h] (Section)	71.2 (800m)
Race State	Finished

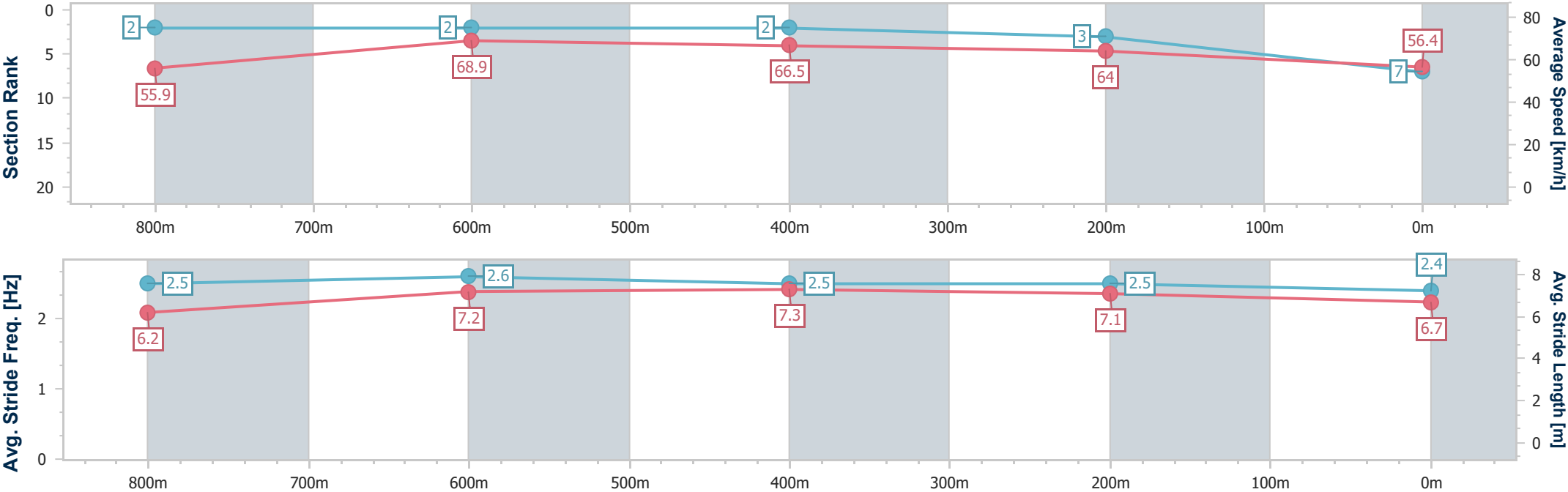


Eagle Farm Professional
Race 3: BECOME A BRC MEMBER QTIS Three-Year-Old Maiden
Plate - 1000m
13 August 2025 - 13:44
Track Rating: Soft 5, Weather: Fine, Rail Position: +10m Entire



BRISBANE
RACING CLUB

Section	Overall	800m	600m	400m	200m										
Section Times	0:58.35 [7] (0:12.97)	0:45.38 [2] (0:10.51)	0:34.87 [2] (0:10.86)	0:24.01 [2] (0:11.28)	0:12.73 [3] (0:12.73)										
Average Speed [km/h]	55.9	68.9	66.5	64.0	56.4										
Top Speed [km/h]	71.0	71.2	67.1	66.0	60.6										
Avg. Dist. to Rail [m]	1.5	1.6	0.8	1.0	1.1										
Avg. Stride Freq. [Hz]	2.5	2.6	2.5	2.5	2.4										
Avg. Stride Length [m]	6.2	7.2	7.3	7.1	6.7										





Horse/Jockey Name	Boss Mode
Final Rank	8
Fastest Section Time (Section)	0:10.49 (800m)
Top Speed [km/h] (Section)	71.6 (Overall)
Race State	Finished

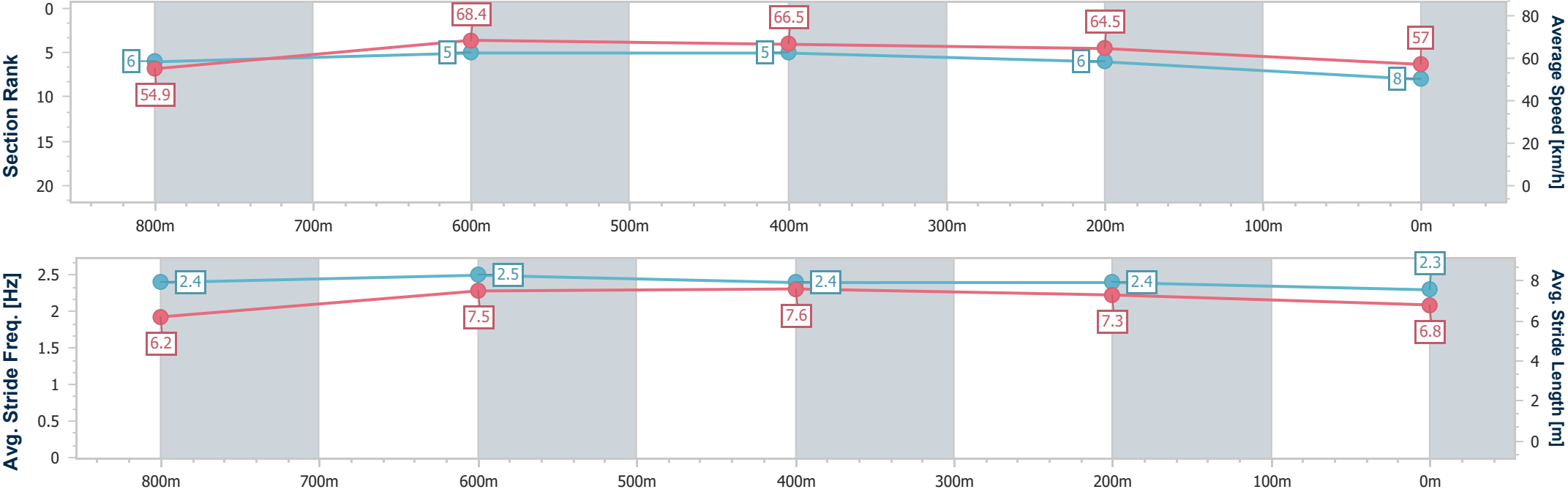


Eagle Farm Professional
Race 3: BECOME A BRC MEMBER QTIS Three-Year-Old Maiden
Plate - 1000m
13 August 2025 - 13:44
Track Rating: Soft 5, Weather: Fine, Rail Position: +10m Entire



BRISBANE
RACING CLUB

Section	Overall	800m	600m	400m	200m										
Section Times	0:58.37 [8] (0:13.21)	0:45.16 [6] (0:10.49)	0:34.67 [5] (0:10.87)	0:23.80 [5] (0:11.16)	0:12.64 [6] (0:12.64)										
Average Speed [km/h]	54.9	68.4	66.5	64.5	57.0										
Top Speed [km/h]	71.6	71.4	67.7	67.7	61.9										
Avg. Dist. to Rail [m]	1.3	0.3	0.8	1.6	0.9										
Avg. Stride Freq. [Hz]	2.4	2.5	2.4	2.4	2.3										
Avg. Stride Length [m]	6.2	7.5	7.6	7.3	6.8										





Horse/Jockey Name	Ready For Zion
Final Rank	9
Fastest Section Time (Section)	0:10.50 (800m)
Top Speed [km/h] (Section)	71.5 (Overall)
Race State	Finished

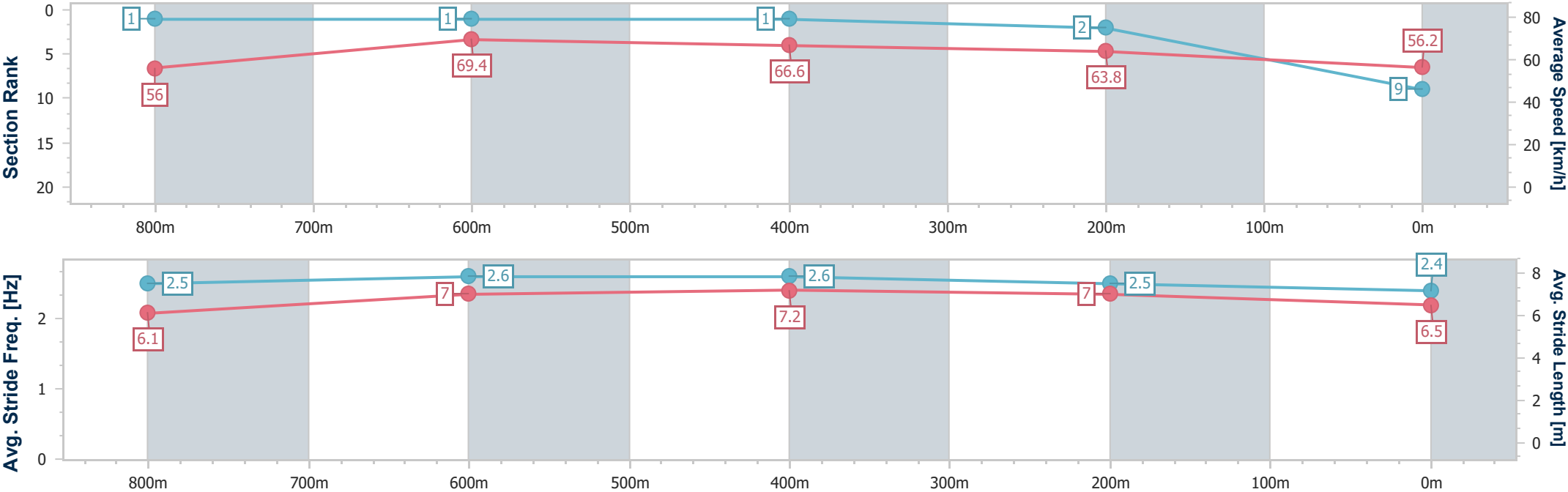


Eagle Farm Professional
Race 3: BECOME A BRC MEMBER QTIS Three-Year-Old Maiden
Plate - 1000m
13 August 2025 - 13:44
Track Rating: Soft 5, Weather: Fine, Rail Position: +10m Entire



BRISBANE
RACING CLUB

Section	Overall	800m	600m	400m	200m									
Section Times	0:58.38 [9] (0:12.94)	0:45.44 [1] (0:10.50)	0:34.94 [1] (0:10.89)	0:24.05 [1] (0:11.27)	0:12.78 [2] (0:12.78)									
Average Speed [km/h]	56.0	69.4	66.6	63.8	56.2									
Top Speed [km/h]	71.5	71.4	67.4	66.8	60.8									
Avg. Dist. to Rail [m]	3.5	2.2	1.6	2.8	2.7									
Avg. Stride Freq. [Hz]	2.5	2.6	2.6	2.5	2.4									
Avg. Stride Length [m]	6.1	7.0	7.2	7.0	6.5									





Horse/Jockey Name	Royal Diplomat
Final Rank	10
Fastest Section Time (Section)	0:10.72 (800m)
Top Speed [km/h] (Section)	69.2 (800m)
Race State	Finished

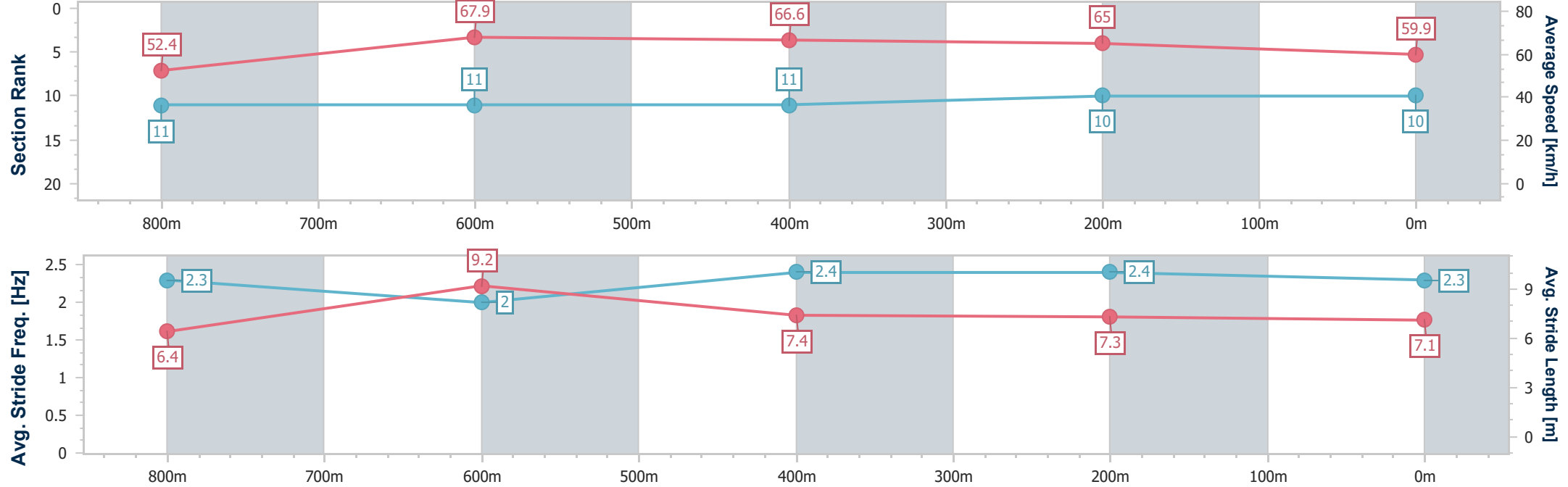


Eagle FarmProfessional
Race 3: BECOME A BRC MEMBER QTIS Three-Year-Old Maiden
Plate - 1000m
13 August 2025 - 13:44
Track Rating: Soft 5, Weather: Fine, Rail Position: +10m Entire



BRISBANE
RACING CLUB

Section	Overall	800m	600m	400m	200m														
Section Times	0:58.60 [10] (0:13.82)	0:44.78 [11] (0:10.72)	0:34.06 [11] (0:10.99)	0:23.07 [11] (0:11.06)	0:12.01 [10] (0:12.01)														
Average Speed [km/h]	52.4	67.9	66.6	65.0	59.9														
Top Speed [km/h]	69.1	69.2	67.7	67.9	62.6														
Avg. Dist. to Rail [m]	6.2	2.2	3.0	7.5	7.6														
Avg. Stride Freq. [Hz]	2.3	2.0	2.4	2.4	2.3														
Avg. Stride Length [m]	6.4	9.2	7.4	7.3	7.1														





Horse/Jockey Name	Save The Roses
Final Rank	11
Fastest Section Time (Section)	0:10.70 (800m)
Top Speed [km/h] (Section)	68.5 (800m)
Race State	Finished

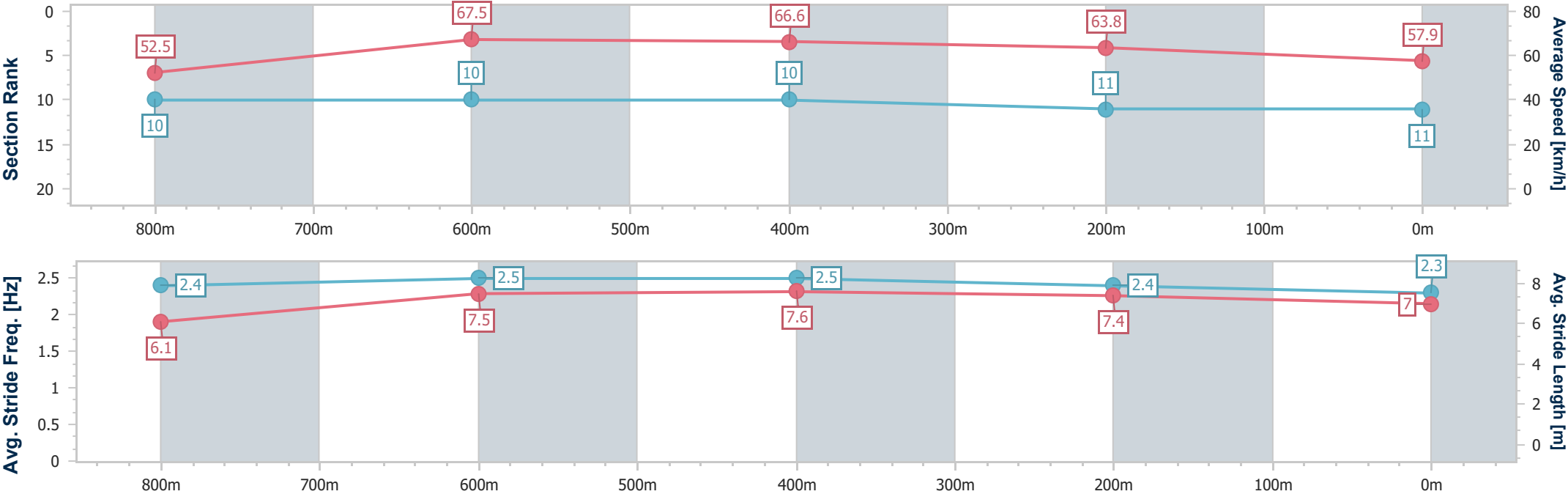


Eagle FarmProfessional
Race 3: BECOME A BRC MEMBER QTIS Three-Year-Old Maiden
Plate - 1000m
13 August 2025 - 13:44
Track Rating: Soft 5, Weather: Fine, Rail Position: +10m Entire



BRISBANE
RACING CLUB

Section	Overall	800m	600m	400m	200m														
Section Times	0:59.03 [11] (0:13.80)	0:45.23 [10] (0:10.70)	0:34.53 [10] (0:10.84)	0:23.69 [10] (0:11.27)	0:12.42 [11] (0:12.42)														
Average Speed [km/h]	52.5	67.5	66.6	63.8	57.9														
Top Speed [km/h]	68.3	68.5	67.5	66.2	61.9														
Avg. Dist. to Rail [m]	4.2	1.2	0.5	4.0	5.1														
Avg. Stride Freq. [Hz]	2.4	2.5	2.5	2.4	2.3														
Avg. Stride Length [m]	6.1	7.5	7.6	7.4	7.0														





Eagle Farm Professional
Race 4: COUNTRY MUSIC RACEDAY 6 SEPTEMBER Class 4 Handicap -
1400m

13 August 2025 - 14:20



Track Rating: Soft 5, Weather: Fine, Rail Position: +10m Entire

Section					Overall	1200m	1000m	800m	600m	400m	Last 600m		
Field Times					1:23.17 (0:14.05)	1:09.12 (0:10.98)	0:58.14 (0:11.24)	0:46.90 (0:11.43)	0:35.47 (0:11.59)	0:23.88 (0:11.58)	0:35.47		
Rank	TAB	Horse/Jockey	Barrier	Top Speed [km/h]	Fastest Section							Distance Travelled [m]	
1	5	EXCEED SPEED	7	66.0	0:11.17	1:23.17 [1]	1:08.73 [5]	0:57.44 [4]	0:45.88 [4]	0:34.49 [4]	0:23.32 [4]	0:34.49	
		Ben Thompson		400m	600m	(0:14.44)	(0:11.29)	(0:11.56)	(0:11.39)	(0:11.17)	(0:11.18)		
2	3	DIVAKARA	1	66.9	0:11.11	1:23.25 [2]	1:08.84 [4]	0:57.45 [5]	0:45.78 [5]	0:34.44 [5]	0:23.30 [5]	0:34.44	-5
		Kyle Wilson-Taylor		400m	400m	(0:14.41)	(0:11.39)	(0:11.67)	(0:11.34)	(0:11.14)	(0:11.11)		
3	8	KICKATINALONG	3	66.6	0:11.10	1:23.31 [3]	1:09.26 [1]	0:58.16 [2]	0:46.55 [2]	0:35.07 [2]	0:23.76 [2]	0:35.07	+0
		Luke Tarrant		1200m	1200m	(0:14.05)	(0:11.10)	(0:11.61)	(0:11.48)	(0:11.31)	(0:11.44)		
4	9	KIND WISH	5	65.8	0:11.13	1:23.39 [4]	1:09.23 [3]	0:57.79 [3]	0:46.21 [3]	0:34.79 [3]	0:23.66 [3]	0:34.79	-3
		Jake Bayliss		400m	600m	(0:14.16)	(0:11.44)	(0:11.58)	(0:11.42)	(0:11.13)	(0:11.25)		
5	1	BOONDOCKS	6	67.9	0:10.82	1:23.40 [5]	1:08.43 [8]	0:57.06 [8]	0:45.47 [8]	0:34.06 [8]	0:23.24 [7]	0:34.06	-3
		Ryan Maloney		600m	600m	(0:14.97)	(0:11.37)	(0:11.59)	(0:11.41)	(0:10.82)	(0:11.14)		
6	11	HAYAKU	4	65.9	0:11.14	1:23.57 [6]	1:08.98 [6]	0:57.61 [6]	0:46.03 [6]	0:34.66 [6]	0:23.52 [6]	0:34.66	-3
		Karl Zechner		400m	600m	(0:14.59)	(0:11.37)	(0:11.58)	(0:11.37)	(0:11.14)	(0:11.24)		
7	4	MILTON ROAD	2	66.9	0:10.97	1:23.64 [7]	1:09.58 [2]	0:58.61 [1]	0:47.37 [1]	0:35.94 [1]	0:24.35 [1]	0:35.94	-6
		Cobi Vitler		1200m	1200m	(0:14.06)	(0:10.97)	(0:11.24)	(0:11.43)	(0:11.59)	(0:11.58)		
8	7	MIDNIGHT DRIFTER	8	66.0	0:11.19	1:24.13 [8]	1:09.43 [7]	0:58.17 [7]	0:46.49 [7]	0:35.05 [7]	0:23.86 [8]	0:35.05	+3
		Cejay Graham		1200m	600m	(0:14.70)	(0:11.26)	(0:11.68)	(0:11.44)	(0:11.19)	(0:11.40)		

Scratched: Nails And Pride (#10), Facundo (#2), Disselation (#6)



Eagle Farm Professional
Race 4: COUNTRY MUSIC RACEDAY 6 SEPTEMBER Class 4 Handicap - 1400m
13 August 2025 - 14:20



Track Rating: Soft 5, Weather: Fine, Rail Position: +10m Entire

Section		200m		Last 600m			
Field Times		0:12.30 (0:12.30)		0:35.47			
Rank	TAB Horse/Jockey	Barrier	Top Speed [km/h]	Fastest Section	Margin	Distance Travelled [m]	
1	5 EXCEED SPEED	7	66.0	0:11.17	0:12.14 [4]	1:23.17	0:34.49
	Ben Thompson		400m	600m	(0:12.14)		
2	3 DIVAKARA	1	66.9	0:11.11	0:12.19 [5]	0.44L	0:34.44 -5
	Kyle Wilson-Taylor		400m	400m	(0:12.19)		
3	8 KICKATINALONG	3	66.6	0:11.10	0:12.32 [3]	0.77L	0:35.07 +0
	Luke Tarrant		1200m	1200m	(0:12.32)		
4	9 KIND WISH	5	65.8	0:11.13	0:12.41 [2]	1.3L	0:34.79 -3
	Jake Bayliss		400m	600m	(0:12.41)		
5	1 BOONDOCKS	6	67.9	0:10.82	0:12.10 [7]	1.32L	0:34.06 -3
	Ryan Maloney		600m	600m	(0:12.10)		
6	11 HAYAKU	4	65.9	0:11.14	0:12.28 [6]	2.31L	0:34.66 -3
	Karl Zechner		400m	600m	(0:12.28)		
7	4 MILTON ROAD	2	66.9	0:10.97	0:12.77 [1]	2.74L	0:35.94 -6
	Cobi Vitler		1200m	1200m	(0:12.77)		
8	7 MIDNIGHT DRIFTER	8	66.0	0:11.19	0:12.46 [8]	5.63L	0:35.05 +3
	Cejay Graham		1200m	600m	(0:12.46)		

Scratched: Nails And Pride (#10), Facundo (#2), Disselation (#6)



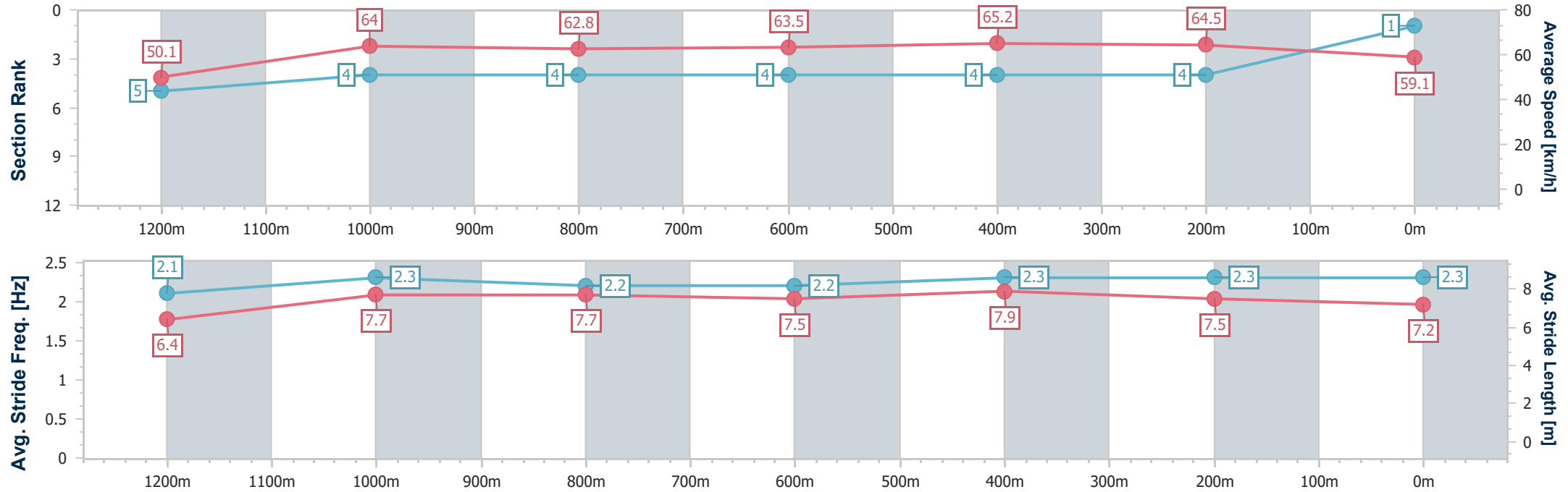
Horse/Jockey Name	Exceed Speed
Final Rank	1
Fastest Section Time (Section)	0:11.17 (600m)
Top Speed [km/h] (Section)	66.0 (400m)
Race State	Finished



Eagle Farm Professional
Race 4: COUNTRY MUSIC RACEDAY 6 SEPTEMBER Class 4
Handicap - 1400m
13 August 2025 - 14:20
Track Rating: Soft 5, Weather: Fine, Rail Position: +10m Entire



Section	Overall	1200m	1000m	800m	600m	400m	200m						
Section Times	1:23.17 [1] (0:14.44)	1:08.73 [5] (0:11.29)	0:57.44 [4] (0:11.56)	0:45.88 [4] (0:11.39)	0:34.49 [4] (0:11.17)	0:23.32 [4] (0:11.18)	0:12.14 [4] (0:12.14)						
Average Speed [km/h]	50.1	64.0	62.8	63.5	65.2	64.5	59.1						
Top Speed [km/h]	64.8	65.3	63.5	64.9	65.8	66.0	63.2						
Avg. Dist. to Rail [m]	5.5	2.7	2.1	1.5	1.9	5.2	7.4						
Avg. Stride Freq. [Hz]	2.1	2.3	2.2	2.2	2.3	2.3	2.3						
Avg. Stride Length [m]	6.4	7.7	7.7	7.5	7.9	7.5	7.2						



[] Ranking at each section and finish
-.-.- No data available at this section
NA No data available



Horse/Jockey Name	Divakara
Final Rank	2
Fastest Section Time (Section)	0:11.11 (400m)
Top Speed [km/h] (Section)	66.9 (400m)
Race State	Finished

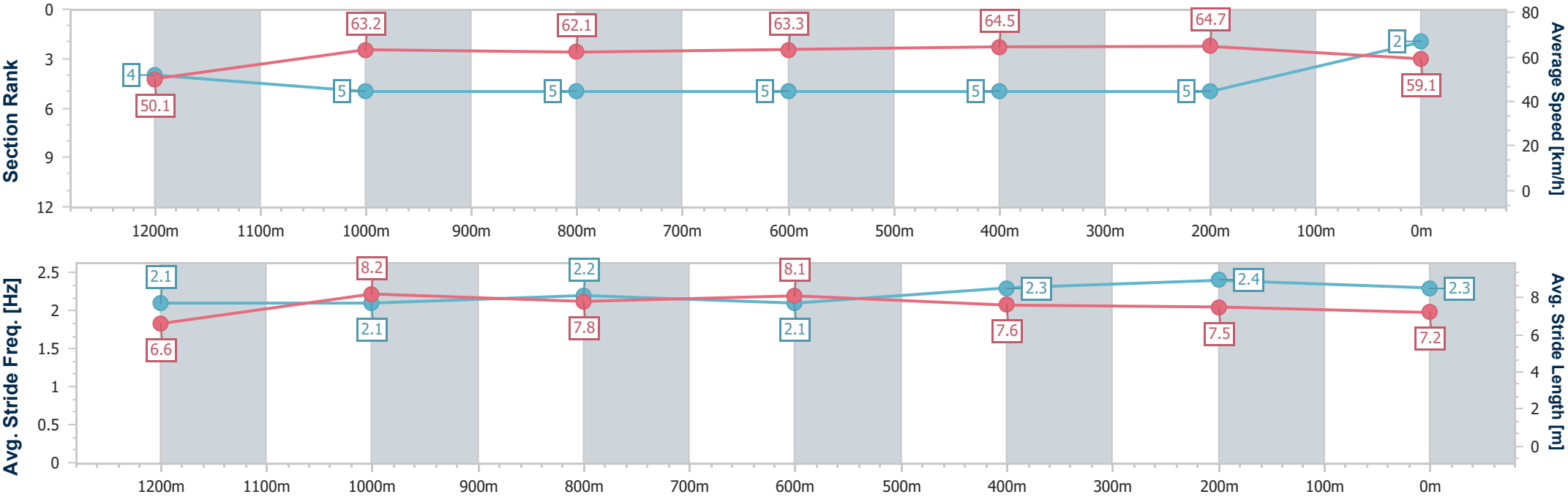


Eagle Farm Professional
Race 4: COUNTRY MUSIC RACEDAY 6 SEPTEMBER Class 4
Handicap - 1400m
13 August 2025 - 14:20
Track Rating: Soft 5, Weather: Fine, Rail Position: +10m Entire



BRISBANE
RACING CLUB

Section	Overall	1200m	1000m	800m	600m	400m	200m						
Section Times	1:23.25 [2] (0:14.41)	1:08.84 [4] (0:11.39)	0:57.45 [5] (0:11.67)	0:45.78 [5] (0:11.34)	0:34.44 [5] (0:11.14)	0:23.30 [5] (0:11.11)	0:12.19 [5] (0:12.19)						
Average Speed [km/h]	50.1	63.2	62.1	63.3	64.5	64.7	59.1						
Top Speed [km/h]	63.7	64.1	63.3	64.6	66.4	66.9	62.1						
Avg. Dist. to Rail [m]	3.0	2.3	1.2	0.4	0.5	2.1	2.9						
Avg. Stride Freq. [Hz]	2.1	2.1	2.2	2.1	2.3	2.4	2.3						
Avg. Stride Length [m]	6.6	8.2	7.8	8.1	7.6	7.5	7.2						





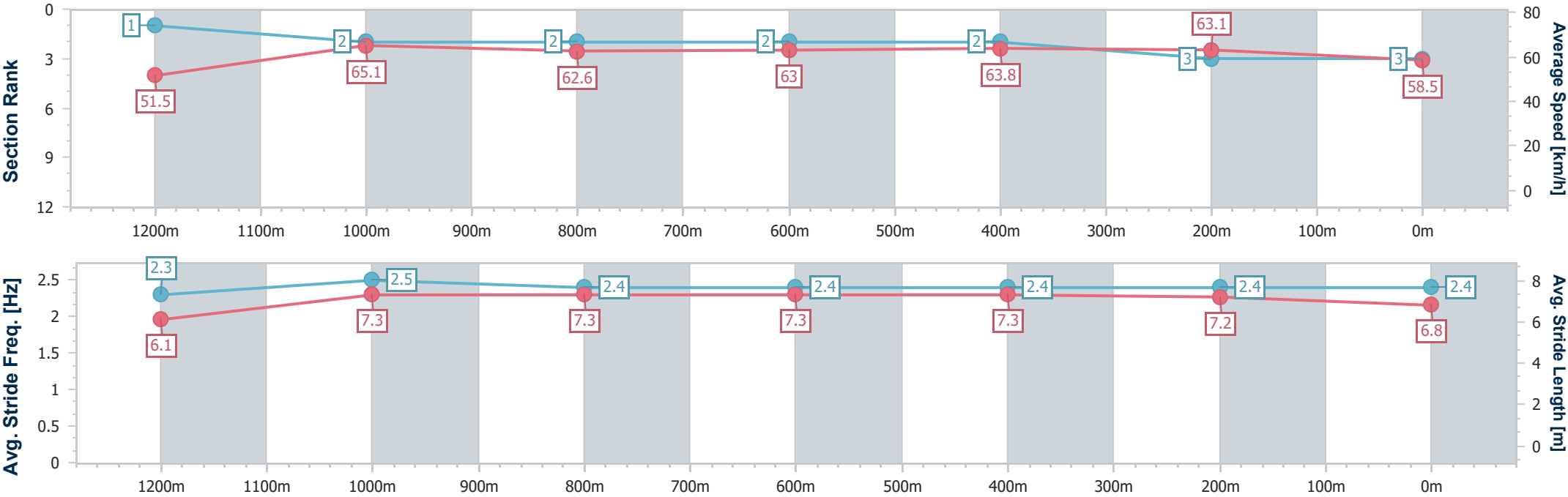
Horse/Jockey Name	Kickatinalong
Final Rank	3
Fastest Section Time (Section)	0:11.10 (1200m)
Top Speed [km/h] (Section)	66.6 (1200m)
Race State	Finished



Eagle FarmProfessional
Race 4: COUNTRY MUSIC RACEDAY 6 SEPTEMBER Class 4
Handicap - 1400m
13 August 2025 - 14:20
Track Rating: Soft 5, Weather: Fine, Rail Position: +10m Entire



Section	Overall	1200m	1000m	800m	600m	400m	200m						
Section Times	1:23.31 [3] (0:14.05)	1:09.26 [1] (0:11.10)	0:58.16 [2] (0:11.61)	0:46.55 [2] (0:11.48)	0:35.07 [2] (0:11.31)	0:23.76 [2] (0:11.44)	0:12.32 [3] (0:12.32)						
Average Speed [km/h]	51.5	65.1	62.6	63.0	63.8	63.1	58.5						
Top Speed [km/h]	66.4	66.6	63.4	63.8	64.9	64.4	61.4						
Avg. Dist. to Rail [m]	5.6	3.3	2.0	1.6	0.7	2.8	3.1						
Avg. Stride Freq. [Hz]	2.3	2.5	2.4	2.4	2.4	2.4	2.4						
Avg. Stride Length [m]	6.1	7.3	7.3	7.3	7.3	7.2	6.8						





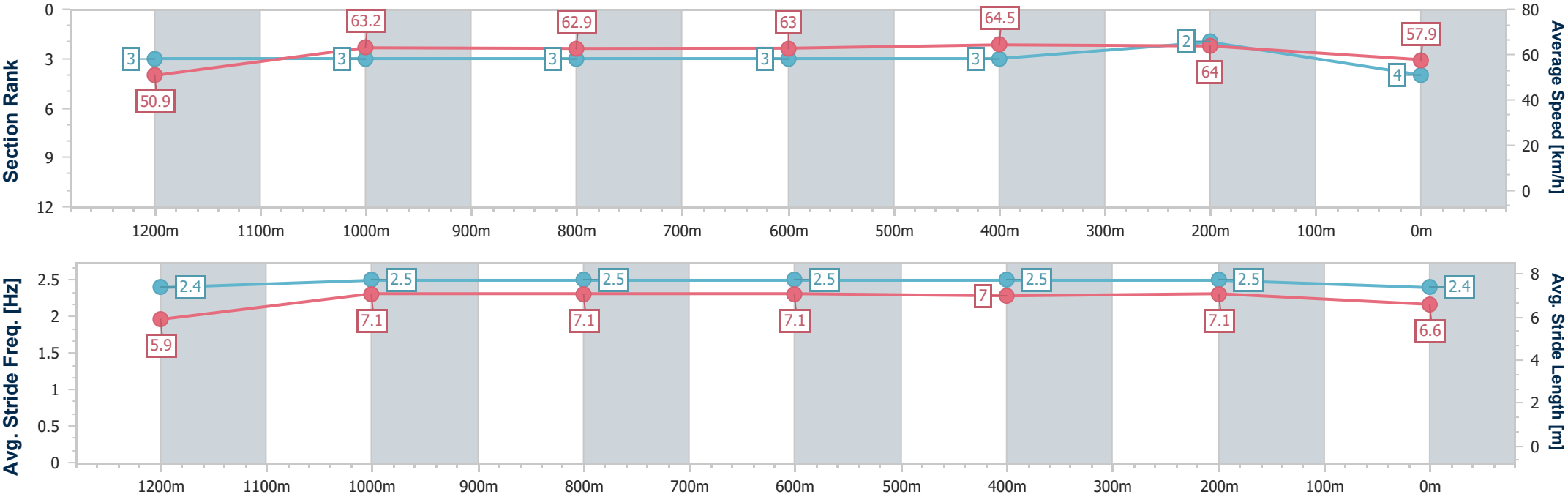
Horse/Jockey Name	Kind Wish
Final Rank	4
Fastest Section Time (Section)	0:11.13 (600m)
Top Speed [km/h] (Section)	65.8 (400m)
Race State	Finished



Eagle Farm Professional
Race 4: COUNTRY MUSIC RACEDAY 6 SEPTEMBER Class 4
Handicap - 1400m
13 August 2025 - 14:20
Track Rating: Soft 5, Weather: Fine, Rail Position: +10m Entire



Section	Overall	1200m	1000m	800m	600m	400m	200m						
Section Times	1:23.39 [4] (0:14.16)	1:09.23 [3] (0:11.44)	0:57.79 [3] (0:11.58)	0:46.21 [3] (0:11.42)	0:34.79 [3] (0:11.13)	0:23.66 [3] (0:11.25)	0:12.41 [2] (0:12.41)						
Average Speed [km/h]	50.9	63.2	62.9	63.0	64.5	64.0	57.9						
Top Speed [km/h]	63.2	64.0	63.3	63.7	65.5	65.8	61.7						
Avg. Dist. to Rail [m]	4.9	3.7	2.2	0.5	0.9	2.0	3.7						
Avg. Stride Freq. [Hz]	2.4	2.5	2.5	2.5	2.5	2.5	2.4						
Avg. Stride Length [m]	5.9	7.1	7.1	7.1	7.0	7.1	6.6						



- [] Ranking at each section and finish
- .-.- No data available at this section
- NA No data available



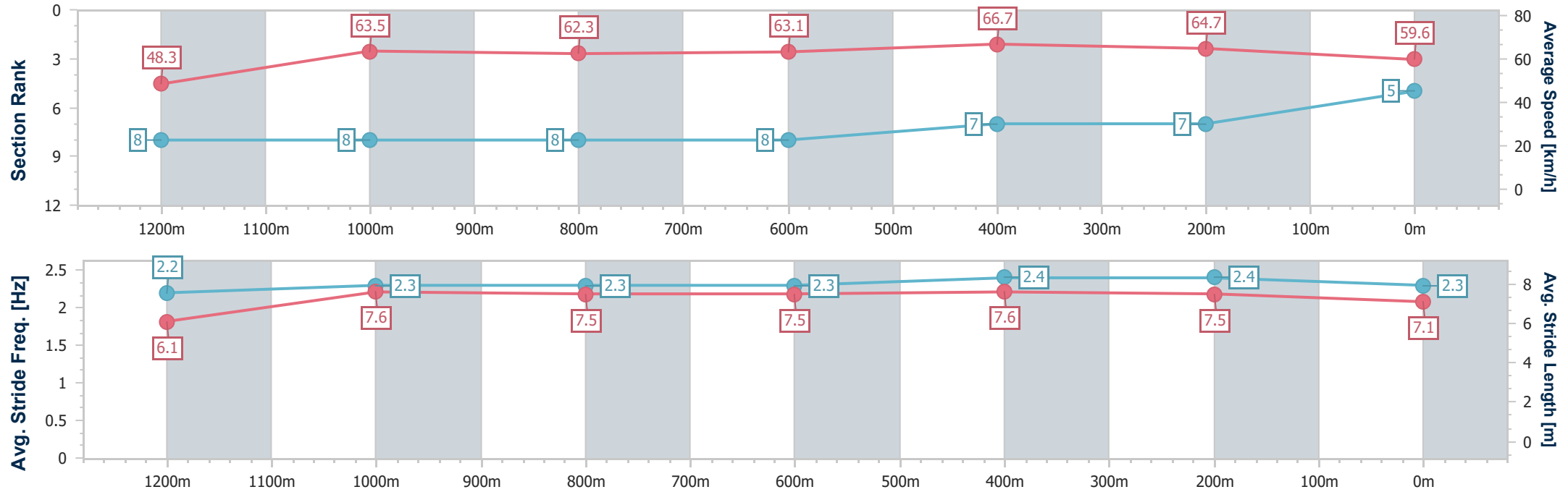
Horse/Jockey Name	Boondocks
Final Rank	5
Fastest Section Time (Section)	0:10.82 (600m)
Top Speed [km/h] (Section)	67.9 (600m)
Race State	Finished



Eagle Farm Professional
Race 4: COUNTRY MUSIC RACEDAY 6 SEPTEMBER Class 4
Handicap - 1400m
13 August 2025 - 14:20
Track Rating: Soft 5, Weather: Fine, Rail Position: +10m Entire



Section	Overall	1200m	1000m	800m	600m	400m	200m						
Section Times	1:23.40 [5] (0:14.97)	1:08.43 [8] (0:11.37)	0:57.06 [8] (0:11.59)	0:45.47 [8] (0:11.41)	0:34.06 [8] (0:10.82)	0:23.24 [7] (0:11.14)	0:12.10 [7] (0:12.10)						
Average Speed [km/h]	48.3	63.5	62.3	63.1	66.7	64.7	59.6						
Top Speed [km/h]	62.9	65.1	63.9	65.5	67.9	67.7	63.5						
Avg. Dist. to Rail [m]	4.1	2.1	1.0	0.3	0.8	4.3	7.1						
Avg. Stride Freq. [Hz]	2.2	2.3	2.3	2.3	2.4	2.4	2.3						
Avg. Stride Length [m]	6.1	7.6	7.5	7.5	7.6	7.5	7.1						



- [] Ranking at each section and finish
- .-.- No data available at this section
- NA No data available



Horse/Jockey Name	Hayaku
Final Rank	6
Fastest Section Time (Section)	0:11.14 (600m)
Top Speed [km/h] (Section)	65.9 (400m)
Race State	Finished

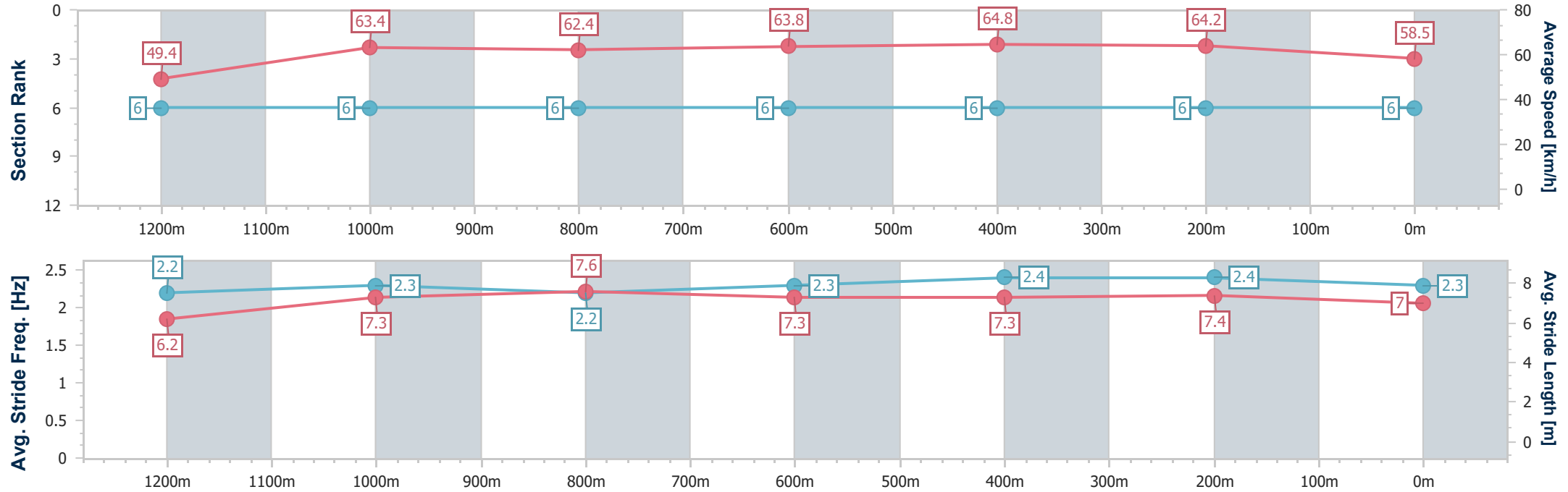


Eagle FarmProfessional
Race 4: COUNTRY MUSIC RACEDAY 6 SEPTEMBER Class 4
Handicap - 1400m
13 August 2025 - 14:20
Track Rating: Soft 5, Weather: Fine, Rail Position: +10m Entire



BRISBANE
RACING CLUB

Section	Overall	1200m	1000m	800m	600m	400m	200m						
Section Times	1:23.57 [6] (0:14.59)	1:08.98 [6] (0:11.37)	0:57.61 [6] (0:11.58)	0:46.03 [6] (0:11.37)	0:34.66 [6] (0:11.14)	0:23.52 [6] (0:11.24)	0:12.28 [6] (0:12.28)						
Average Speed [km/h]	49.4	63.4	62.4	63.8	64.8	64.2	58.5						
Top Speed [km/h]	62.9	64.3	63.5	65.0	65.7	65.9	61.9						
Avg. Dist. to Rail [m]	4.0	2.1	1.4	0.8	1.6	5.4	7.9						
Avg. Stride Freq. [Hz]	2.2	2.3	2.2	2.3	2.4	2.4	2.3						
Avg. Stride Length [m]	6.2	7.3	7.6	7.3	7.3	7.4	7.0						





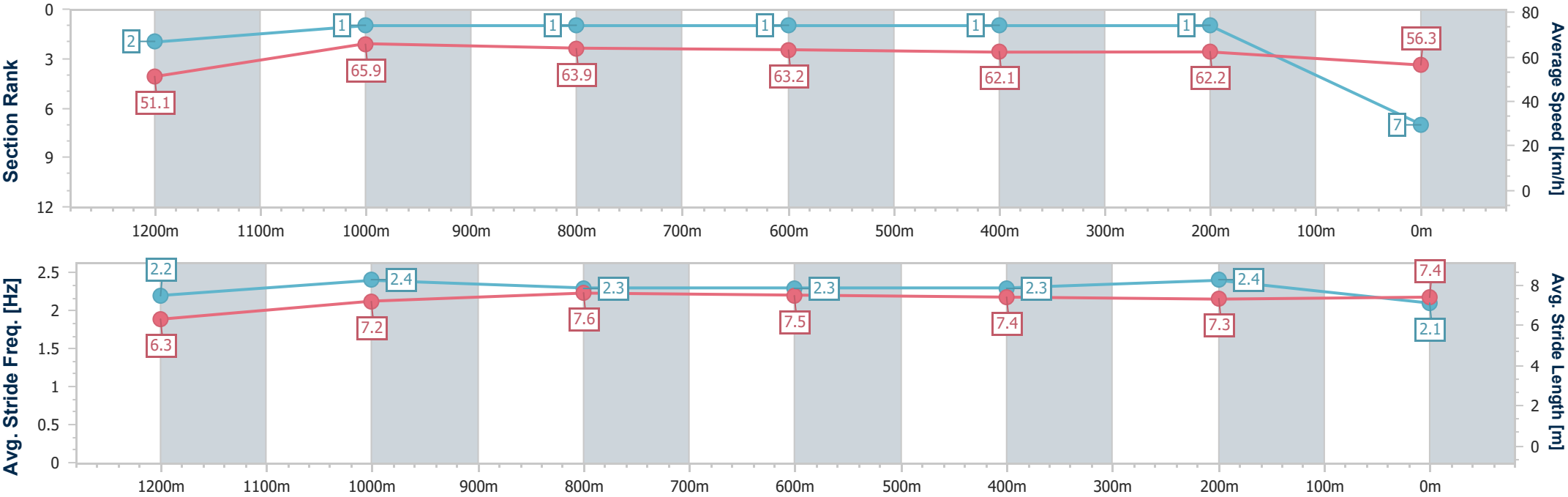
Horse/Jockey Name	Milton Road
Final Rank	7
Fastest Section Time (Section)	0:10.97 (1200m)
Top Speed [km/h] (Section)	66.9 (1200m)
Race State	Finished



Eagle Farm Professional
Race 4: COUNTRY MUSIC RACEDAY 6 SEPTEMBER Class 4
Handicap - 1400m
13 August 2025 - 14:20
Track Rating: Soft 5, Weather: Fine, Rail Position: +10m Entire



Section	Overall	1200m	1000m	800m	600m	400m	200m						
Section Times	1:23.64 [7] (0:14.06)	1:09.58 [2] (0:10.97)	0:58.61 [1] (0:11.24)	0:47.37 [1] (0:11.43)	0:35.94 [1] (0:11.59)	0:24.35 [1] (0:11.58)	0:12.77 [1] (0:12.77)						
Average Speed [km/h]	51.1	65.9	63.9	63.2	62.1	62.2	56.3						
Top Speed [km/h]	64.8	66.9	64.6	64.6	64.2	63.7	59.5						
Avg. Dist. to Rail [m]	3.0	0.3	0.2	0.5	0.4	0.6	1.0						
Avg. Stride Freq. [Hz]	2.2	2.4	2.3	2.3	2.3	2.4	2.1						
Avg. Stride Length [m]	6.3	7.2	7.6	7.5	7.4	7.3	7.4						





Horse/Jockey Name	Midnight Drifter
Final Rank	8
Fastest Section Time (Section)	0:11.19 (600m)
Top Speed [km/h] (Section)	66.0 (1200m)
Race State	Finished

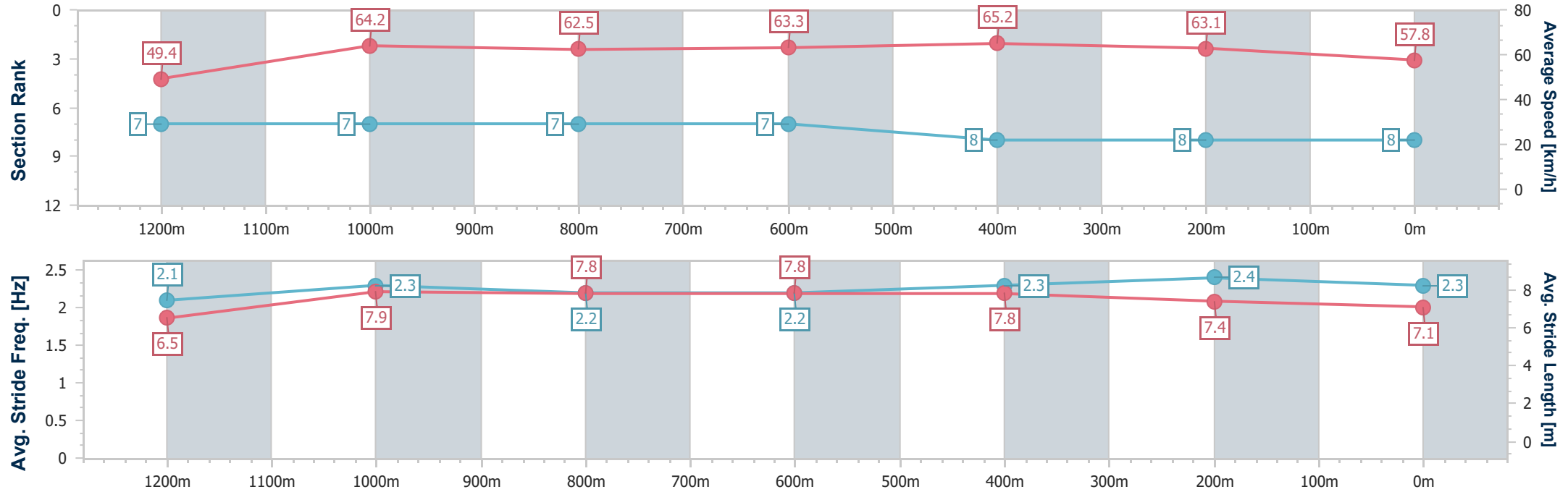


Eagle FarmProfessional
Race 4: COUNTRY MUSIC RACEDAY 6 SEPTEMBER Class 4
Handicap - 1400m
13 August 2025 - 14:20
Track Rating: Soft 5, Weather: Fine, Rail Position: +10m Entire



BRISBANE
RACING CLUB

Section	Overall	1200m	1000m	800m	600m	400m	200m						
Section Times	1:24.13 [8] (0:14.70)	1:09.43 [7] (0:11.26)	0:58.17 [7] (0:11.68)	0:46.49 [7] (0:11.44)	0:35.05 [7] (0:11.19)	0:23.86 [8] (0:11.40)	0:12.46 [8] (0:12.46)						
Average Speed [km/h]	49.4	64.2	62.5	63.3	65.2	63.1	57.8						
Top Speed [km/h]	63.3	66.0	63.6	65.4	65.9	66.0	61.3						
Avg. Dist. to Rail [m]	6.6	3.2	3.0	2.0	2.2	6.1	6.7						
Avg. Stride Freq. [Hz]	2.1	2.3	2.2	2.2	2.3	2.4	2.3						
Avg. Stride Length [m]	6.5	7.9	7.8	7.8	7.8	7.4	7.1						





Eagle Farm Professional
Race 5: SPRING CARNIVAL ON SALE NOW BENCHMARK 65 Handicap - 1600m
13 August 2025 - 14:53



Track Rating: Soft 5, Weather: Fine, Rail Position: +10m Entire

Section						Overall	1400m	1200m	1000m	800m	600m	400m	Last 600m	
Field Times						1:36.24 (0:13.78)	1:22.46 (0:11.40)	1:11.06 (0:11.75)	0:59.31 (0:11.88)	0:47.43 (0:12.25)	0:35.18 (0:11.63)	0:23.55 (0:11.21)	0:35.18	
Rank	TAB	Horse/Jockey	Barrier	Top Speed [km/h]	Fastest Section									Distance Travelled [m]
1	6	READY FOR THE TRIP	6	66.0	0:11.18	1:36.24 [1]	1:22.37 [3]	1:10.66 [4]	0:58.71 [4]	0:46.76 [4]	0:34.71 [4]	0:23.27 [3]	0:34.71	
		Ryan Maloney		400m	400m	(0:13.87)	(0:11.71)	(0:11.95)	(0:11.95)	(0:12.05)	(0:11.44)	(0:11.18)		
2	4	SIMPLY FUN	1	67.0	0:11.21	1:36.33 [2]	1:22.53 [2]	1:11.15 [1]	0:59.40 [1]	0:47.52 [1]	0:35.27 [1]	0:23.64 [1]	0:35.27	-2
		Georgina Cartwright		400m	400m	(0:13.80)	(0:11.38)	(0:11.75)	(0:11.88)	(0:12.25)	(0:11.63)	(0:11.21)		
3	5	CHIEF IN CHARGE	3	65.5	0:11.23	1:36.35 [3]	1:22.24 [5]	1:10.80 [3]	0:58.88 [3]	0:46.98 [3]	0:34.90 [3]	0:23.36 [4]	0:34.90	-3
		Ben Thompson		400m	400m	(0:14.11)	(0:11.44)	(0:11.92)	(0:11.90)	(0:12.08)	(0:11.54)	(0:11.23)		
4	8	MAPLE DOOR	2	65.8	0:11.13	1:36.71 [4]	1:22.11 [8]	1:10.64 [8]	0:58.65 [8]	0:46.67 [8]	0:34.72 [8]	0:23.36 [8]	0:34.72	+0
		Cobi Vitler		400m	400m	(0:14.60)	(0:11.47)	(0:11.99)	(0:11.98)	(0:11.95)	(0:11.36)	(0:11.13)		
5	1	SUNLORD	5	64.6	0:11.37	1:36.72 [5]	1:22.47 [7]	1:10.85 [7]	0:58.99 [5]	0:47.13 [5]	0:35.03 [6]	0:23.58 [7]	0:35.03	-2
		Luke Dempsey		400m	400m	(0:14.25)	(0:11.62)	(0:11.86)	(0:11.86)	(0:12.10)	(0:11.45)	(0:11.37)		
6	7	HEADHUNTER	7	65.8	0:11.30	1:36.85 [6]	1:23.07 [1]	1:11.51 [2]	0:59.65 [2]	0:47.69 [2]	0:35.49 [2]	0:24.04 [2]	0:35.49	+3
		Damien Thornton		400m	400m	(0:13.78)	(0:11.56)	(0:11.86)	(0:11.96)	(0:12.20)	(0:11.45)	(0:11.30)		
7	11	POUTCHEK	4	66.5	0:11.25	1:37.41 [7]	1:23.32 [4]	1:11.59 [5]	0:59.59 [6]	0:47.67 [7]	0:35.52 [7]	0:24.27 [6]	0:35.52	+3
		Jake Bayliss		600m	600m	(0:14.09)	(0:11.73)	(0:12.00)	(0:11.92)	(0:12.15)	(0:11.25)	(0:11.35)		
8	3	HEREDITARY	8	64.5	0:11.47	1:39.47 [8]	1:25.29 [6]	1:13.63 [6]	1:01.62 [7]	0:49.79 [6]	0:37.87 [5]	0:26.40 [5]	0:37.87	-2
		Jace McMurray		600m	600m	(0:14.18)	(0:11.66)	(0:12.01)	(0:11.83)	(0:11.92)	(0:11.47)	(0:11.64)		

Scratched: Victory Flame (#2), Amalgamation (#12), Skorpios Isle (#9), Shadow Cruiser (#10)



Eagle Farm Professional
Race 5: SPRING CARNIVAL ON SALE NOW BENCHMARK 65 Handicap - 1600m
13 August 2025 - 14:53



Track Rating: Soft 5, Weather: Fine, Rail Position: +10m Entire

Section		200m		Last 600m			
Field Times		0:12.34 (0:12.34)		0:35.18			
Rank	TAB Horse/Jockey	Barrier	Top Speed [km/h]	Fastest Section	Margin	Distance Travelled [m]	
1	6 READY FOR THE TRIP	6	66.0	0:11.18	0:12.09 [3]	1:36.24	0:34.71
	Ryan Maloney		400m	400m	(0:12.09)		
2	4 SIMPLY FUN	1	67.0	0:11.21	0:12.43 [1]	0.53L	0:35.27 -2
	Georgina Cartwright		400m	400m	(0:12.43)		
3	5 CHIEF IN CHARGE	3	65.5	0:11.23	0:12.13 [4]	0.66L	0:34.90 -3
	Ben Thompson		400m	400m	(0:12.13)		
4	8 MAPLE DOOR	2	65.8	0:11.13	0:12.23 [5]	2.77L	0:34.72 +0
	Cobi Vitler		400m	400m	(0:12.23)		
5	1 SUNLORD	5	64.6	0:11.37	0:12.21 [7]	2.87L	0:35.03 -2
	Luke Dempsey		400m	400m	(0:12.21)		
6	7 HEADHUNTER	7	65.8	0:11.30	0:12.74 [2]	3.61L	0:35.49 +3
	Damien Thornton		400m	400m	(0:12.74)		
7	11 POUTCHEK	4	66.5	0:11.25	0:12.92 [6]	6.91L	0:35.52 +3
	Jake Bayliss		600m	600m	(0:12.92)		
8	3 HEREDITARY	8	64.5	0:11.47	0:14.76 [8]	19.02L	0:37.87 -2
	Jace McMurray		600m	600m	(0:14.76)		

Scratched: Victory Flame (#2), Amalgamation (#12), Skorpis Isle (#9), Shadow Cruiser (#10)



Horse/Jockey Name	Ready For The Trip
Final Rank	1
Fastest Section Time (Section)	0:11.18 (400m)
Top Speed [km/h] (Section)	66.0 (400m)
Race State	Finished

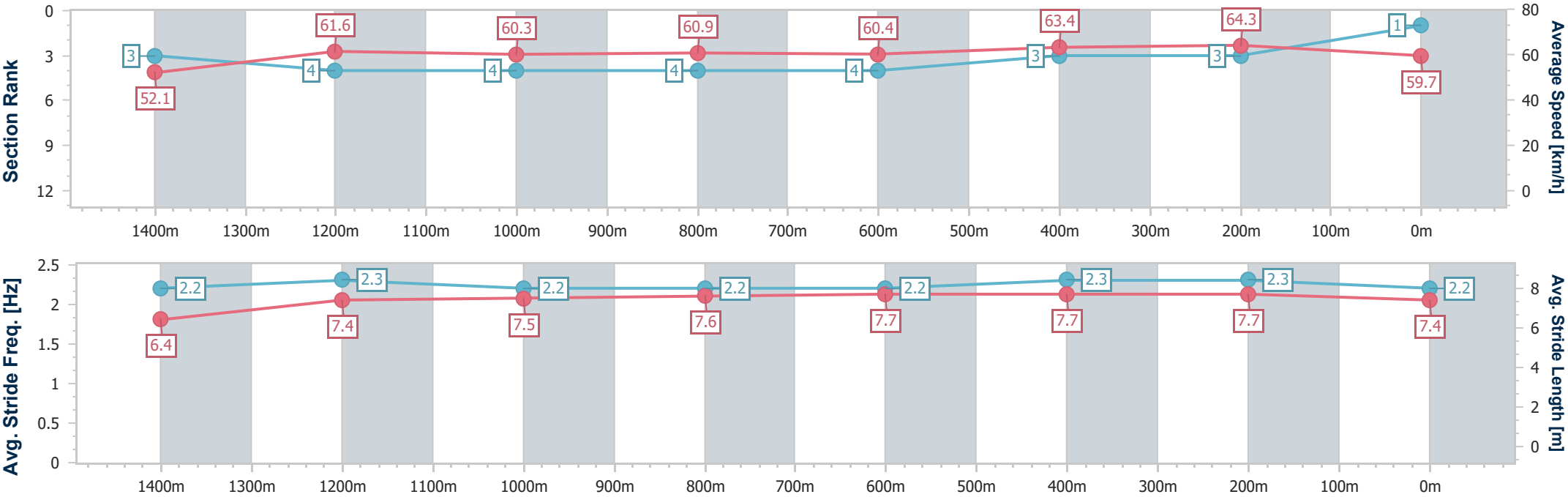


Eagle Farm Professional
Race 5: SPRING CARNIVAL ON SALE NOW BENCHMARK 65
Handicap - 1600m
13 August 2025 - 14:53
Track Rating: Soft 5, Weather: Fine, Rail Position: +10m Entire



BRISBANE
RACING CLUB

Section	Overall	1400m	1200m	1000m	800m	600m	400m	200m						
Section Times	1:36.24 [1] (0:13.87)	1:22.37 [3] (0:11.71)	1:10.66 [4] (0:11.95)	0:58.71 [4] (0:11.95)	0:46.76 [4] (0:12.05)	0:34.71 [4] (0:11.44)	0:23.27 [3] (0:11.18)	0:12.09 [3] (0:12.09)						
Average Speed [km/h]	52.1	61.6	60.3	60.9	60.4	63.4	64.3	59.7						
Top Speed [km/h]	63.8	63.1	61.8	61.5	61.4	64.9	66.0	62.3						
Avg. Dist. to Rail [m]	6.2	2.4	2.6	2.4	2.3	1.8	3.6	1.6						
Avg. Stride Freq. [Hz]	2.2	2.3	2.2	2.2	2.2	2.3	2.3	2.2						
Avg. Stride Length [m]	6.4	7.4	7.5	7.6	7.7	7.7	7.7	7.4						





Horse/Jockey Name	Simply Fun
Final Rank	2
Fastest Section Time (Section)	0:11.21 (400m)
Top Speed [km/h] (Section)	67.0 (400m)
Race State	Finished

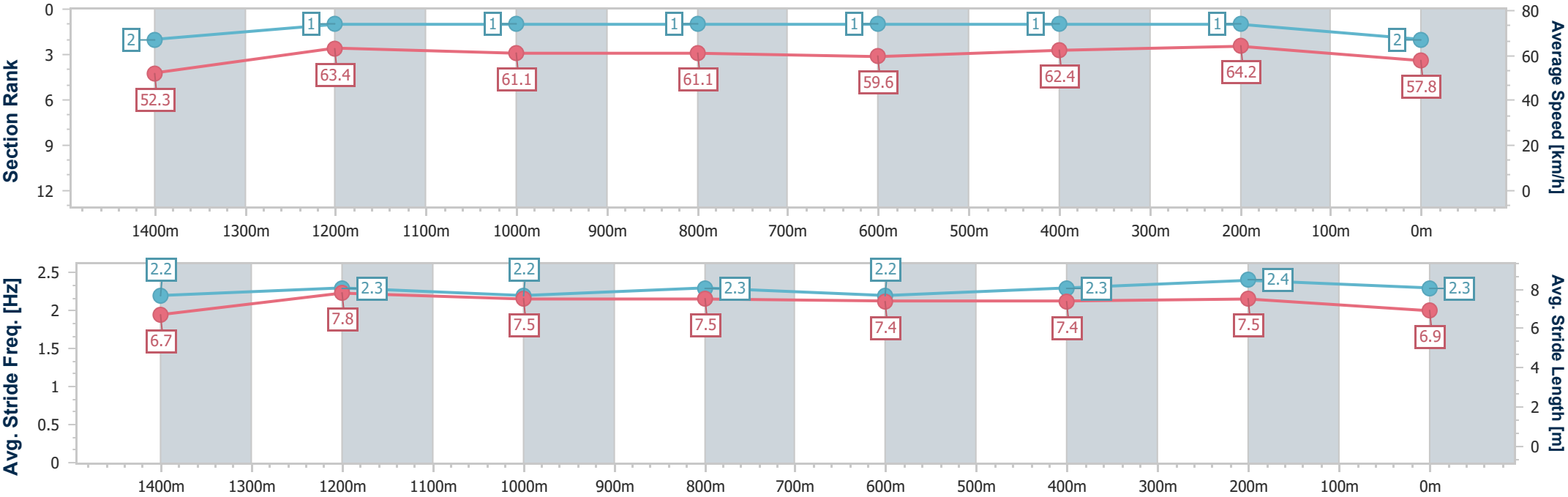


Eagle Farm Professional
Race 5: SPRING CARNIVAL ON SALE NOW BENCHMARK 65
Handicap - 1600m
13 August 2025 - 14:53
Track Rating: Soft 5, Weather: Fine, Rail Position: +10m Entire



BRISBANE
RACING CLUB

Section	Overall	1400m	1200m	1000m	800m	600m	400m	200m					
Section Times	1:36.33 [2] (0:13.80)	1:22.53 [2] (0:11.38)	1:11.15 [1] (0:11.75)	0:59.40 [1] (0:11.88)	0:47.52 [1] (0:12.25)	0:35.27 [1] (0:11.63)	0:23.64 [1] (0:11.21)	0:12.43 [1] (0:12.43)					
Average Speed [km/h]	52.3	63.4	61.1	61.1	59.6	62.4	64.2	57.8					
Top Speed [km/h]	64.2	64.6	62.4	62.0	62.4	63.8	67.0	61.6					
Avg. Dist. to Rail [m]	2.8	0.9	0.7	1.7	3.8	1.4	2.5	1.3					
Avg. Stride Freq. [Hz]	2.2	2.3	2.2	2.3	2.2	2.3	2.4	2.3					
Avg. Stride Length [m]	6.7	7.8	7.5	7.5	7.4	7.4	7.5	6.9					





Horse/Jockey Name	Chief In Charge
Final Rank	3
Fastest Section Time (Section)	0:11.23 (400m)
Top Speed [km/h] (Section)	65.5 (400m)
Race State	Finished

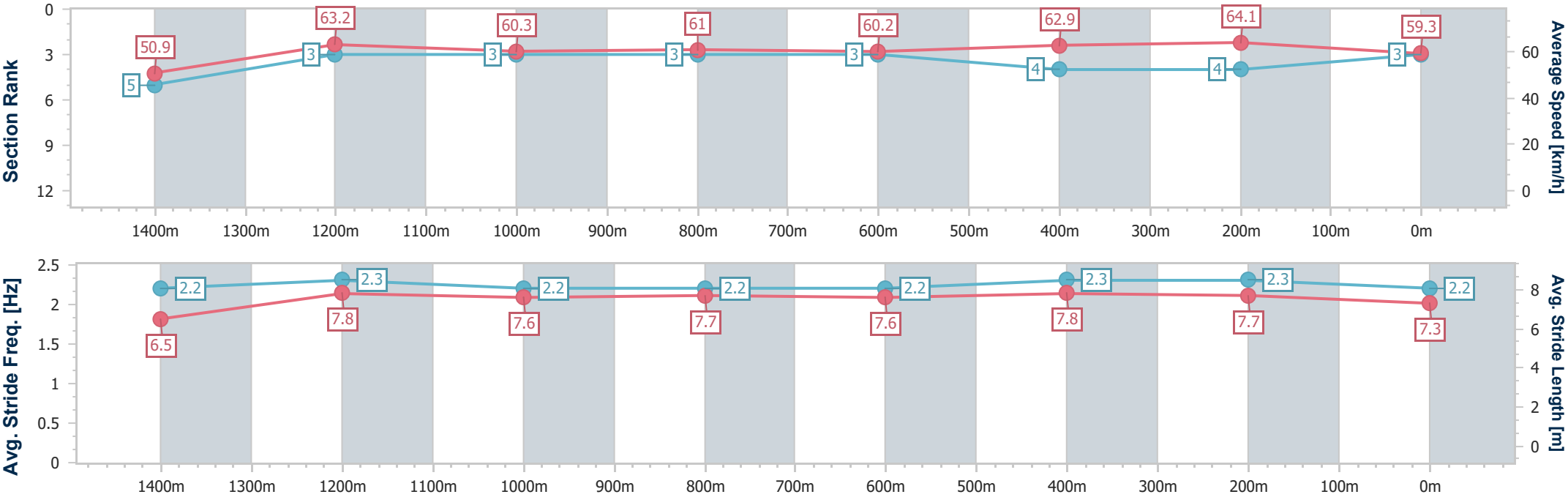


Eagle Farm Professional
Race 5: SPRING CARNIVAL ON SALE NOW BENCHMARK 65
Handicap - 1600m
13 August 2025 - 14:53
Track Rating: Soft 5, Weather: Fine, Rail Position: +10m Entire



BRISBANE
RACING CLUB

Section	Overall	1400m	1200m	1000m	800m	600m	400m	200m					
Section Times	1:36.35 [3] (0:14.11)	1:22.24 [5] (0:11.44)	1:10.80 [3] (0:11.92)	0:58.88 [3] (0:11.90)	0:46.98 [3] (0:12.08)	0:34.90 [3] (0:11.54)	0:23.36 [4] (0:11.23)	0:12.13 [4] (0:12.13)					
Average Speed [km/h]	50.9	63.2	60.3	61.0	60.2	62.9	64.1	59.3					
Top Speed [km/h]	63.8	64.6	62.5	61.8	62.4	63.8	65.5	62.9					
Avg. Dist. to Rail [m]	3.7	1.5	1.0	1.6	2.5	1.2	0.6	0.9					
Avg. Stride Freq. [Hz]	2.2	2.3	2.2	2.2	2.2	2.3	2.3	2.2					
Avg. Stride Length [m]	6.5	7.8	7.6	7.7	7.6	7.8	7.7	7.3					





Horse/Jockey Name	Maple Door
Final Rank	4
Fastest Section Time (Section)	0:11.13 (400m)
Top Speed [km/h] (Section)	65.8 (400m)
Race State	Finished

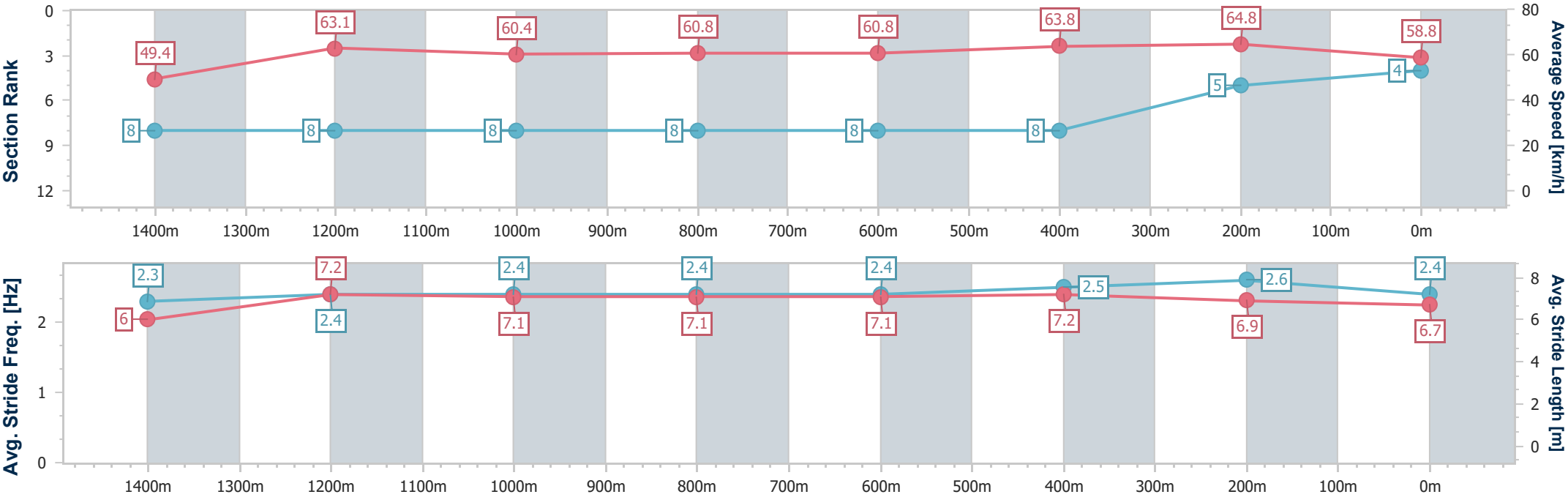


Eagle Farm Professional
Race 5: SPRING CARNIVAL ON SALE NOW BENCHMARK 65
Handicap - 1600m
13 August 2025 - 14:53
Track Rating: Soft 5, Weather: Fine, Rail Position: +10m Entire



BRISBANE
RACING CLUB

Section	Overall	1400m	1200m	1000m	800m	600m	400m	200m					
Section Times	1:36.71 [4] (0:14.60)	1:22.11 [8] (0:11.47)	1:10.64 [8] (0:11.99)	0:58.65 [8] (0:11.98)	0:46.67 [8] (0:11.95)	0:34.72 [8] (0:11.36)	0:23.36 [8] (0:11.13)	0:12.23 [5] (0:12.23)					
Average Speed [km/h]	49.4	63.1	60.4	60.8	60.8	63.8	64.8	58.8					
Top Speed [km/h]	62.7	64.1	61.7	62.9	62.2	65.2	65.8	62.2					
Avg. Dist. to Rail [m]	3.9	3.6	3.5	3.0	1.9	1.6	5.4	5.1					
Avg. Stride Freq. [Hz]	2.3	2.4	2.4	2.4	2.4	2.5	2.6	2.4					
Avg. Stride Length [m]	6.0	7.2	7.1	7.1	7.1	7.2	6.9	6.7					





Horse/Jockey Name	Sunlord
Final Rank	5
Fastest Section Time (Section)	0:11.37 (400m)
Top Speed [km/h] (Section)	64.6 (400m)
Race State	Finished

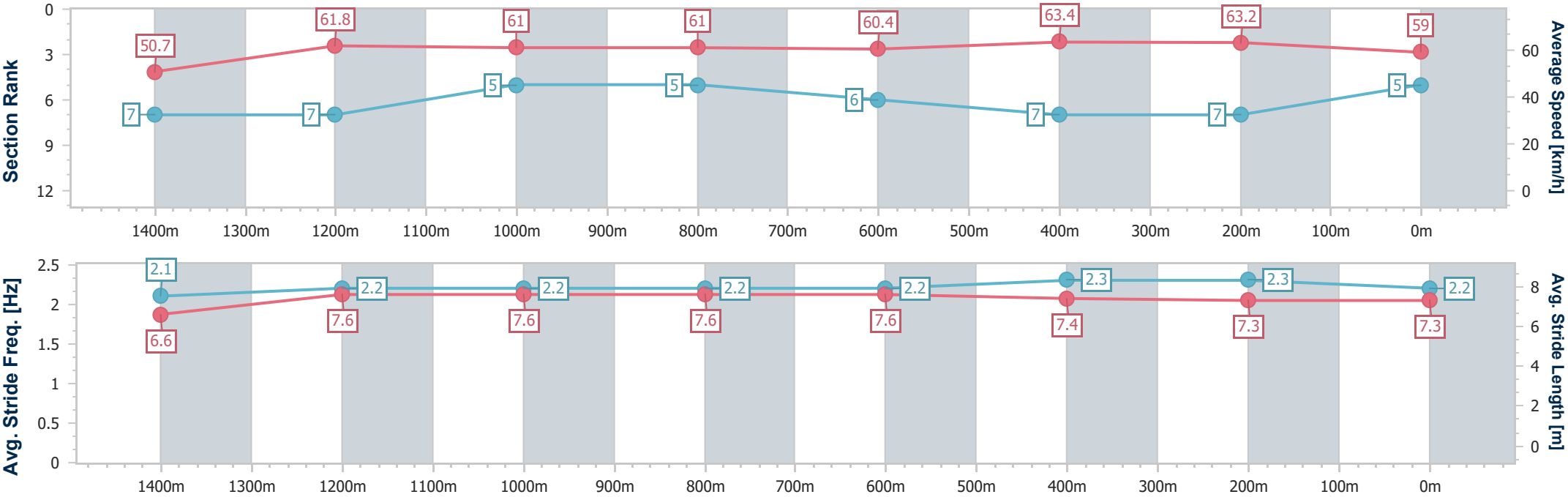


Eagle Farm Professional
Race 5: SPRING CARNIVAL ON SALE NOW BENCHMARK 65
Handicap - 1600m
13 August 2025 - 14:53
Track Rating: Soft 5, Weather: Fine, Rail Position: +10m Entire



BRISBANE
RACING CLUB

Section	Overall	1400m	1200m	1000m	800m	600m	400m	200m					
Section Times	1:36.72 [5] (0:14.25)	1:22.47 [7] (0:11.62)	1:10.85 [7] (0:11.86)	0:58.99 [5] (0:11.86)	0:47.13 [5] (0:12.10)	0:35.03 [6] (0:11.45)	0:23.58 [7] (0:11.37)	0:12.21 [7] (0:12.21)					
Average Speed [km/h]	50.7	61.8	61.0	61.0	60.4	63.4	63.2	59.0					
Top Speed [km/h]	62.7	62.6	61.9	62.4	61.7	64.5	64.6	62.3					
Avg. Dist. to Rail [m]	5.0	1.6	1.4	1.7	2.5	2.1	3.3	3.0					
Avg. Stride Freq. [Hz]	2.1	2.2	2.2	2.2	2.2	2.3	2.3	2.2					
Avg. Stride Length [m]	6.6	7.6	7.6	7.6	7.6	7.4	7.3	7.3					





Horse/Jockey Name	Headhunter
Final Rank	6
Fastest Section Time (Section)	0:11.30 (400m)
Top Speed [km/h] (Section)	65.8 (400m)
Race State	Finished

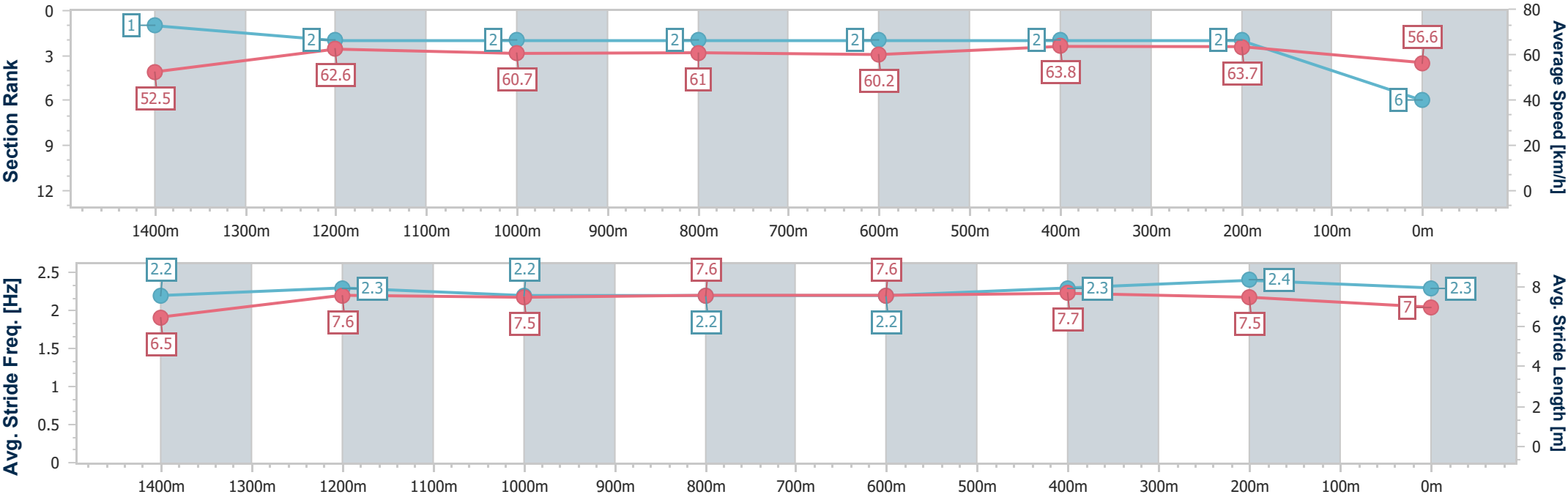


Eagle Farm Professional
Race 5: SPRING CARNIVAL ON SALE NOW BENCHMARK 65
Handicap - 1600m
13 August 2025 - 14:53
Track Rating: Soft 5, Weather: Fine, Rail Position: +10m Entire



BRISBANE
RACING CLUB

Section	Overall	1400m	1200m	1000m	800m	600m	400m	200m					
Section Times	1:36.85 [6] (0:13.78)	1:23.07 [1] (0:11.56)	1:11.51 [2] (0:11.86)	0:59.65 [2] (0:11.96)	0:47.69 [2] (0:12.20)	0:35.49 [2] (0:11.45)	0:24.04 [2] (0:11.30)	0:12.74 [2] (0:12.74)					
Average Speed [km/h]	52.5	62.6	60.7	61.0	60.2	63.8	63.7	56.6					
Top Speed [km/h]	64.4	64.0	62.5	61.9	61.3	65.3	65.8	60.8					
Avg. Dist. to Rail [m]	7.0	2.3	1.7	2.6	4.2	3.1	3.7	1.5					
Avg. Stride Freq. [Hz]	2.2	2.3	2.2	2.2	2.2	2.3	2.4	2.3					
Avg. Stride Length [m]	6.5	7.6	7.5	7.6	7.6	7.7	7.5	7.0					





Horse/Jockey Name	Poutchek
Final Rank	7
Fastest Section Time (Section)	0:11.25 (600m)
Top Speed [km/h] (Section)	66.5 (600m)
Race State	Finished

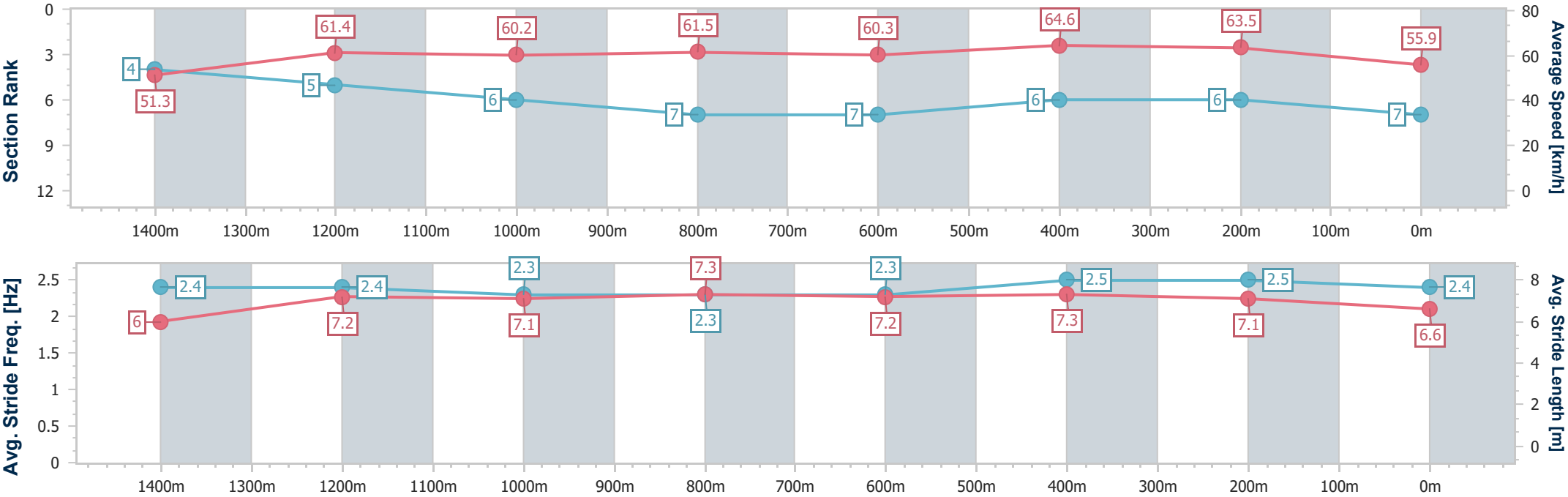


Eagle Farm Professional
Race 5: SPRING CARNIVAL ON SALE NOW BENCHMARK 65
Handicap - 1600m
13 August 2025 - 14:53
Track Rating: Soft 5, Weather: Fine, Rail Position: +10m Entire



BRISBANE
RACING CLUB

Section	Overall	1400m	1200m	1000m	800m	600m	400m	200m					
Section Times	1:37.41 [7] (0:14.09)	1:23.32 [4] (0:11.73)	1:11.59 [5] (0:12.00)	0:59.59 [6] (0:11.92)	0:47.67 [7] (0:12.15)	0:35.52 [7] (0:11.25)	0:24.27 [6] (0:11.35)	0:12.92 [6] (0:12.92)					
Average Speed [km/h]	51.3	61.4	60.2	61.5	60.3	64.6	63.5	55.9					
Top Speed [km/h]	62.2	62.9	61.2	63.3	61.8	66.5	65.2	61.2					
Avg. Dist. to Rail [m]	3.9	3.1	4.3	3.5	4.0	2.2	4.5	2.8					
Avg. Stride Freq. [Hz]	2.4	2.4	2.3	2.3	2.3	2.5	2.5	2.4					
Avg. Stride Length [m]	6.0	7.2	7.1	7.3	7.2	7.3	7.1	6.6					





Horse/Jockey Name	Hereditary
Final Rank	8
Fastest Section Time (Section)	0:11.47 (600m)
Top Speed [km/h] (Section)	64.5 (600m)
Race State	Finished

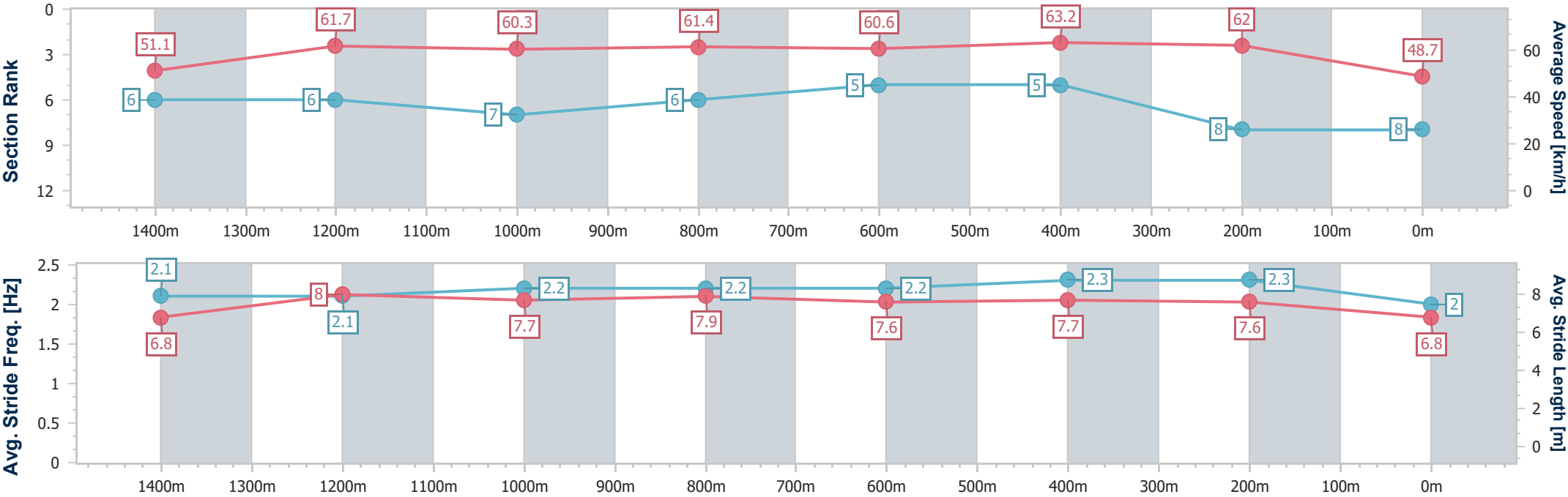


Eagle Farm Professional
Race 5: SPRING CARNIVAL ON SALE NOW BENCHMARK 65
Handicap - 1600m
13 August 2025 - 14:53
Track Rating: Soft 5, Weather: Fine, Rail Position: +10m Entire



BRISBANE
RACING CLUB

Section	Overall	1400m	1200m	1000m	800m	600m	400m	200m					
Section Times	1:39.47 [8] (0:14.18)	1:25.29 [6] (0:11.66)	1:13.63 [6] (0:12.01)	1:01.62 [7] (0:11.83)	0:49.79 [6] (0:11.92)	0:37.87 [5] (0:11.47)	0:26.40 [5] (0:11.64)	0:14.76 [8] (0:14.76)					
Average Speed [km/h]	51.1	61.7	60.3	61.4	60.6	63.2	62.0	48.7					
Top Speed [km/h]	62.3	63.5	60.7	62.8	61.9	64.5	64.0	58.8					
Avg. Dist. to Rail [m]	8.1	3.5	3.7	1.9	0.7	1.6	5.9	5.4					
Avg. Stride Freq. [Hz]	2.1	2.1	2.2	2.2	2.2	2.3	2.3	2.0					
Avg. Stride Length [m]	6.8	8.0	7.7	7.9	7.6	7.7	7.6	6.8					





Eagle Farm Professional

Race 6: SKY RACING BENCHMARK 70 Handicap - 1000m

13 August 2025 - 15:30



BRISBANE
RACING CLUB

Track Rating: Soft 5, Weather: Fine, Rail Position: +10m Entire

Section						Overall	800m	600m	400m	200m			Last 600m	
Field Times						0:57.20 (0:12.93)	0:44.27 (0:10.34)	0:33.93 (0:10.76)	0:23.17 (0:11.11)	0:12.06 (0:12.06)			0:33.93	
Rank	TAB	Horse/Jockey	Barrier	Top Speed [km/h]	Fastest Section					Margin				Distance Travelled [m]
1	7	TIGER TIE	2	70.9	0:10.34	0:57.20 [1]	0:44.27 [1]	0:33.93 [1]	0:23.17 [1]	0:12.06 [1]	0:57.20	0:33.93		
		Tahlia Fenlon		Overall	800m	(0:12.93)	(0:10.34)	(0:10.76)	(0:11.11)	(0:12.06)				
2	2	SHOW ME MERCY	1	69.9	0:10.53	0:57.24 [2]	0:44.22 [2]	0:33.69 [3]	0:22.86 [3]	0:11.96 [2]	0.21L	0:33.69 +1		
		Jace McMurray		800m	800m	(0:13.02)	(0:10.53)	(0:10.83)	(0:10.90)	(0:11.96)				
3	12	SUPER ZAMBONI	5	70.1	0:10.50	0:57.40 [3]	0:44.13 [4]	0:33.63 [4]	0:22.81 [4]	0:12.03 [3]	1.17L	0:33.63 +4		
		Dale Smith		800m	800m	(0:13.27)	(0:10.50)	(0:10.82)	(0:10.78)	(0:12.03)				
4	3	TROIKA	9	71.0	0:10.68	0:57.59 [4]	0:44.15 [7]	0:33.44 [7]	0:22.76 [7]	0:12.02 [5]	2.25L	0:33.44 +5		
		Emily Lang		400m	600m	(0:13.44)	(0:10.71)	(0:10.68)	(0:10.74)	(0:12.02)				
5	8	FRAGILE LOVE	10	70.1	0:10.49	0:57.70 [5]	0:43.62 [10]	0:32.96 [10]	0:22.47 [10]	0:11.81 [8]	2.94L	0:32.96 +3		
		Cobi Vitler		600m	600m	(0:14.08)	(0:10.66)	(0:10.49)	(0:10.66)	(0:11.81)				
6	9	ALL STASHED UP	7	70.0	0:10.59	0:57.76 [6]	0:44.12 [8]	0:33.53 [8]	0:22.68 [8]	0:11.83 [9]	3.29L	0:33.53 +4		
		Martin Harley		Overall	800m	(0:13.64)	(0:10.59)	(0:10.85)	(0:10.85)	(0:11.83)				
7	6	OPAL FIELDS	8	69.1	0:10.60	0:57.91 [7]	0:44.50 [6]	0:33.90 [6]	0:23.11 [6]	0:12.18 [6]	4.18L	0:33.90 -1		
		Ryan Maloney		800m	800m	(0:13.41)	(0:10.60)	(0:10.79)	(0:10.93)	(0:12.18)				
8	1	MAGURO	6	71.0	0:10.38	0:58.05 [8]	0:44.93 [3]	0:34.55 [2]	0:23.75 [2]	0:12.60 [4]	4.98L	0:34.55 -1		
		Bailey Wheeler		Overall	800m	(0:13.12)	(0:10.38)	(0:10.80)	(0:11.15)	(0:12.60)				
9	5	MY NAME IS	3	71.0	0:10.57	0:58.06 [9]	0:44.78 [5]	0:34.21 [5]	0:23.39 [5]	0:12.31 [7]	5.06L	0:34.21 -1		
		Les Tilley		Overall	800m	(0:13.28)	(0:10.57)	(0:10.82)	(0:11.08)	(0:12.31)				
10	10	BREAK FREE	4	69.7	0:10.67	0:58.31 [10]	0:44.56 [9]	0:33.89 [9]	0:23.12 [9]	0:12.27 [10]	6.5L	0:33.89 +1		
		Damien Thornton		Overall	800m	(0:13.75)	(0:10.67)	(0:10.77)	(0:10.85)	(0:12.27)				

Scratched: Defiant Boom (#4), She's Exotic (#11)

Report Created: Wed 13 August 2025 16:33 GMT+ (Note: Timing is based on position data)

Page 1/11

[] Ranking at each section and finish
-:-:- No data available at this section
NA No data available

SCN Saddle cloth number
DNF Did not finish
DNT Did not track

data processed by  TRIPLESDATA



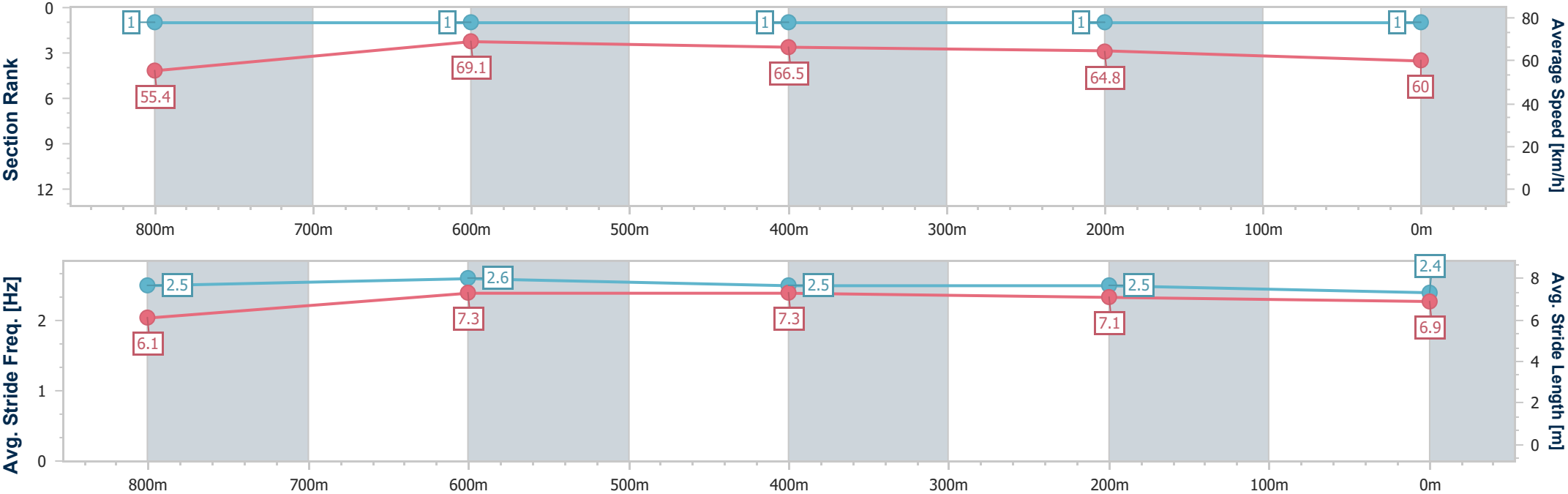
Horse/Jockey Name	Tiger Tie
Final Rank	1
Fastest Section Time (Section)	0:10.34 (800m)
Top Speed [km/h] (Section)	70.9 (Overall)
Race State	Finished



Eagle FarmProfessional
Race 6: SKY RACING BENCHMARK 70 Handicap - 1000m
13 August 2025 - 15:30
Track Rating: Soft 5, Weather: Fine, Rail Position: +10m Entire



Section	Overall	800m	600m	400m	200m														
Section Times	0:57.20 [1] (0:12.93)	0:44.27 [1] (0:10.34)	0:33.93 [1] (0:10.76)	0:23.17 [1] (0:11.11)	0:12.06 [1] (0:12.06)														
Average Speed [km/h]	55.4	69.1	66.5	64.8	60.0														
Top Speed [km/h]	70.9	70.3	67.5	66.7	63.6														
Avg. Dist. to Rail [m]	1.7	1.9	1.0	0.5	0.8														
Avg. Stride Freq. [Hz]	2.5	2.6	2.5	2.5	2.4														
Avg. Stride Length [m]	6.1	7.3	7.3	7.1	6.9														



- [] Ranking at each section and finish
- .-.- No data available at this section
- NA No data available



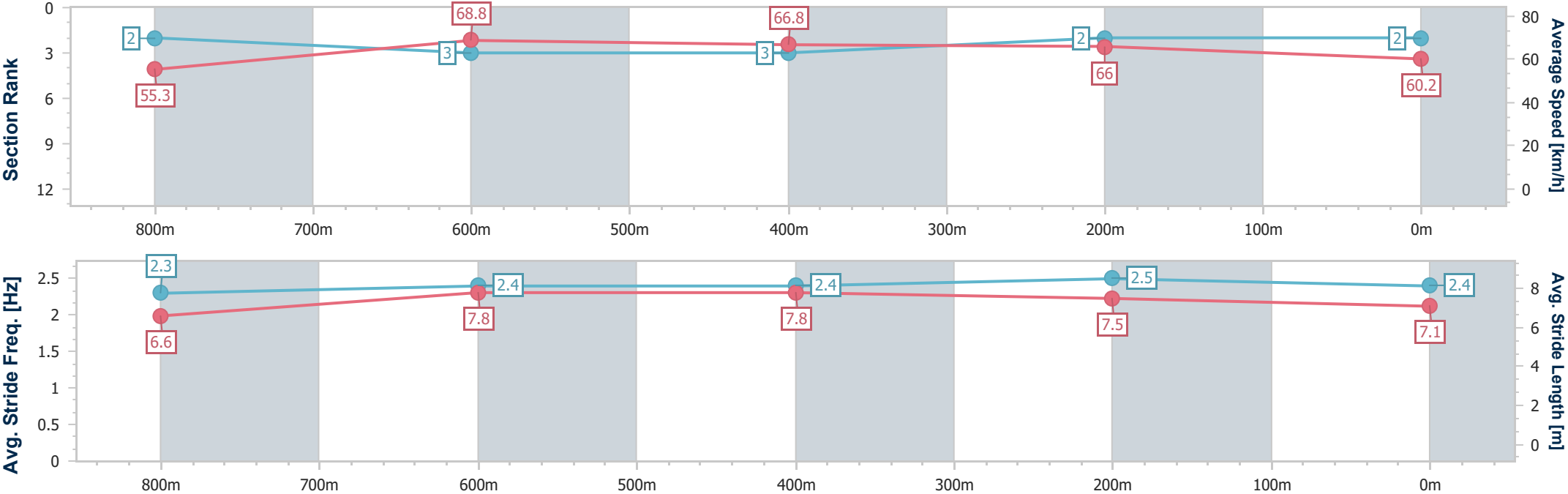
Horse/Jockey Name	Show Me Mercy
Final Rank	2
Fastest Section Time (Section)	0:10.53 (800m)
Top Speed [km/h] (Section)	69.9 (800m)
Race State	Finished



Eagle FarmProfessional
Race 6: SKY RACING BENCHMARK 70 Handicap - 1000m
13 August 2025 - 15:30
Track Rating: Soft 5, Weather: Fine, Rail Position: +10m Entire



Section	Overall	800m	600m	400m	200m										
Section Times	0:57.24 [2] (0:13.02)	0:44.22 [2] (0:10.53)	0:33.69 [3] (0:10.83)	0:22.86 [3] (0:10.90)	0:11.96 [2] (0:11.96)										
Average Speed [km/h]	55.3	68.8	66.8	66.0	60.2										
Top Speed [km/h]	69.5	69.9	67.4	67.3	64.8										
Avg. Dist. to Rail [m]	1.5	0.8	0.9	2.3	2.6										
Avg. Stride Freq. [Hz]	2.3	2.4	2.4	2.5	2.4										
Avg. Stride Length [m]	6.6	7.8	7.8	7.5	7.1										



[] Ranking at each section and finish
-.-.- No data available at this section
NA No data available



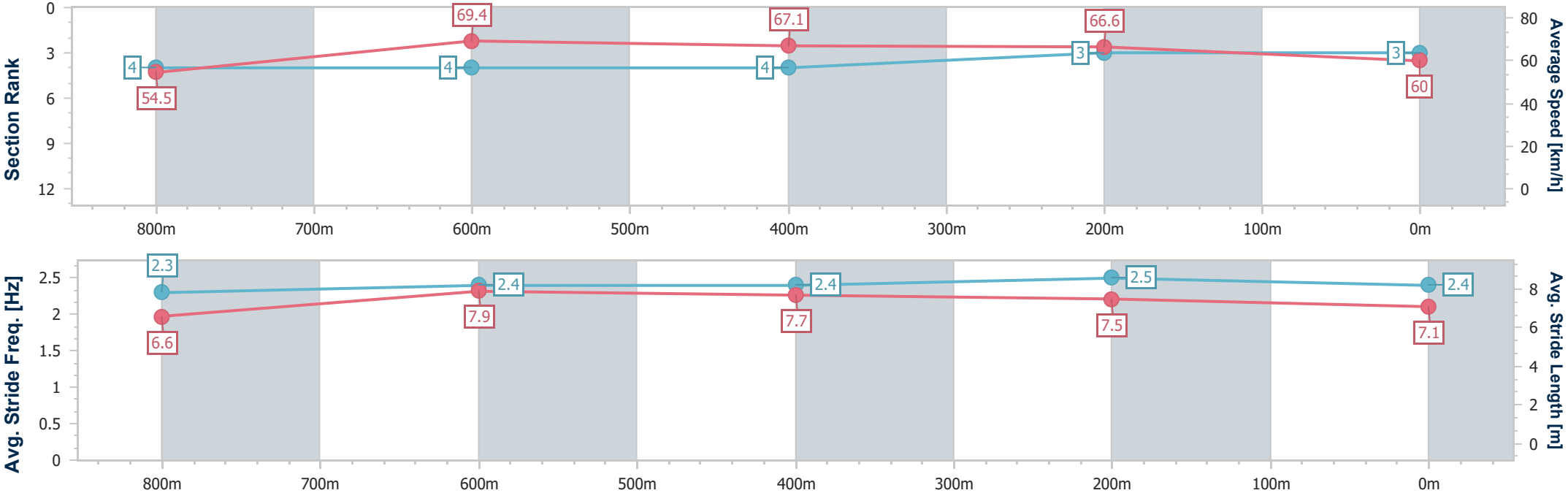
Horse/Jockey Name	Super Zamboni
Final Rank	3
Fastest Section Time (Section)	0:10.50 (800m)
Top Speed [km/h] (Section)	70.1 (800m)
Race State	Finished



Eagle FarmProfessional
Race 6: SKY RACING BENCHMARK 70 Handicap - 1000m
13 August 2025 - 15:30
Track Rating: Soft 5, Weather: Fine, Rail Position: +10m Entire



Section	Overall	800m	600m	400m	200m										
Section Times	0:57.40 [3] (0:13.27)	0:44.13 [4] (0:10.50)	0:33.63 [4] (0:10.82)	0:22.81 [4] (0:10.78)	0:12.03 [3] (0:12.03)										
Average Speed [km/h]	54.5	69.4	67.1	66.6	60.0										
Top Speed [km/h]	69.8	70.1	68.5	67.9	64.8										
Avg. Dist. to Rail [m]	2.2	2.3	2.0	5.6	5.4										
Avg. Stride Freq. [Hz]	2.3	2.4	2.4	2.5	2.4										
Avg. Stride Length [m]	6.6	7.9	7.7	7.5	7.1										





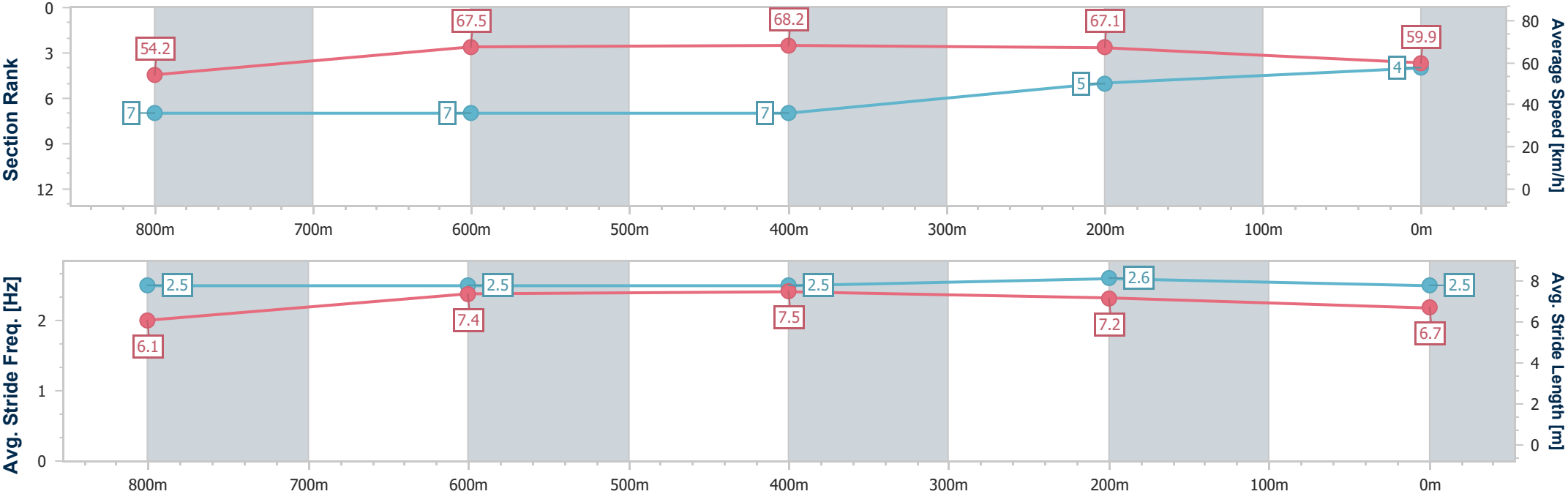
Horse/Jockey Name	Troika
Final Rank	4
Fastest Section Time (Section)	0:10.68 (600m)
Top Speed [km/h] (Section)	71.0 (400m)
Race State	Finished



Eagle FarmProfessional
Race 6: SKY RACING BENCHMARK 70 Handicap - 1000m
13 August 2025 - 15:30
Track Rating: Soft 5, Weather: Fine, Rail Position: +10m Entire



Section	Overall	800m	600m	400m	200m														
Section Times	0:57.59 [4] (0:13.44)	0:44.15 [7] (0:10.71)	0:33.44 [7] (0:10.68)	0:22.76 [7] (0:10.74)	0:12.02 [5] (0:12.02)														
Average Speed [km/h]	54.2	67.5	68.2	67.1	59.9														
Top Speed [km/h]	68.3	68.3	70.7	71.0	62.8														
Avg. Dist. to Rail [m]	4.8	1.7	2.5	7.4	8.9														
Avg. Stride Freq. [Hz]	2.5	2.5	2.5	2.6	2.5														
Avg. Stride Length [m]	6.1	7.4	7.5	7.2	6.7														





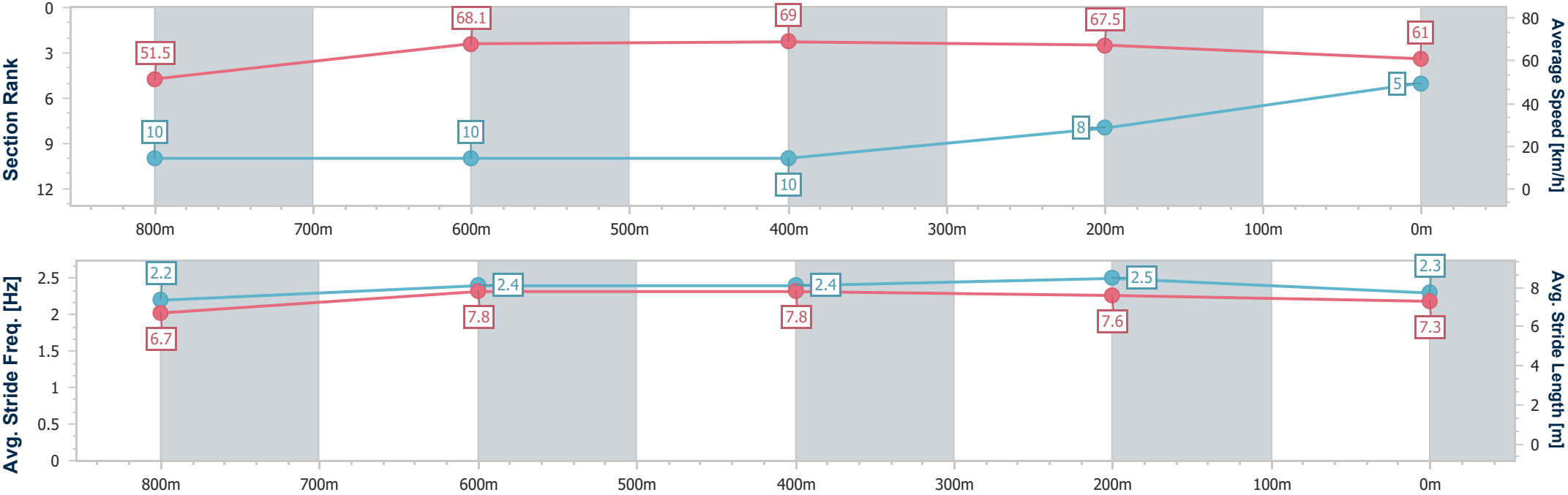
Horse/Jockey Name	Fragile Love
Final Rank	5
Fastest Section Time (Section)	0:10.49 (600m)
Top Speed [km/h] (Section)	70.1 (600m)
Race State	Finished



Eagle FarmProfessional
Race 6: SKY RACING BENCHMARK 70 Handicap - 1000m
13 August 2025 - 15:30
Track Rating: Soft 5, Weather: Fine, Rail Position: +10m Entire



Section	Overall	800m	600m	400m	200m										
Section Times	0:57.70 [5] (0:14.08)	0:43.62 [10] (0:10.66)	0:32.96 [10] (0:10.49)	0:22.47 [10] (0:10.66)	0:11.81 [8] (0:11.81)										
Average Speed [km/h]	51.5	68.1	69.0	67.5	61.0										
Top Speed [km/h]	67.2	69.7	70.1	69.4	65.5										
Avg. Dist. to Rail [m]	4.3	1.6	1.9	7.6	7.7										
Avg. Stride Freq. [Hz]	2.2	2.4	2.4	2.5	2.3										
Avg. Stride Length [m]	6.7	7.8	7.8	7.6	7.3										





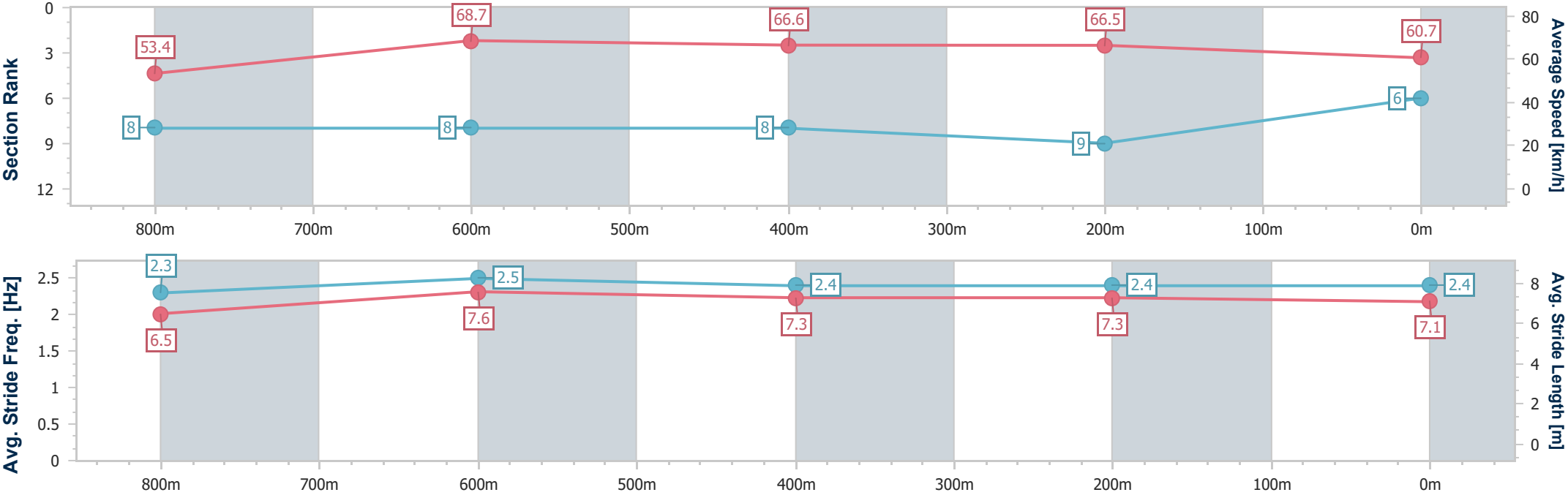
Horse/Jockey Name	All Stashed Up
Final Rank	6
Fastest Section Time (Section)	0:10.59 (800m)
Top Speed [km/h] (Section)	70.0 (Overall)
Race State	Finished



Eagle FarmProfessional
Race 6: SKY RACING BENCHMARK 70 Handicap - 1000m
13 August 2025 - 15:30
Track Rating: Soft 5, Weather: Fine, Rail Position: +10m Entire



Section	Overall	800m	600m	400m	200m														
Section Times	0:57.76 [6] (0:13.64)	0:44.12 [8] (0:10.59)	0:33.53 [8] (0:10.85)	0:22.68 [8] (0:10.85)	0:11.83 [9] (0:11.83)														
Average Speed [km/h]	53.4	68.7	66.6	66.5	60.7														
Top Speed [km/h]	70.0	70.0	66.9	67.3	65.1														
Avg. Dist. to Rail [m]	3.8	2.4	1.0	4.3	4.3														
Avg. Stride Freq. [Hz]	2.3	2.5	2.4	2.4	2.4														
Avg. Stride Length [m]	6.5	7.6	7.3	7.3	7.1														



- [] Ranking at each section and finish
- .-.- No data available at this section
- NA No data available



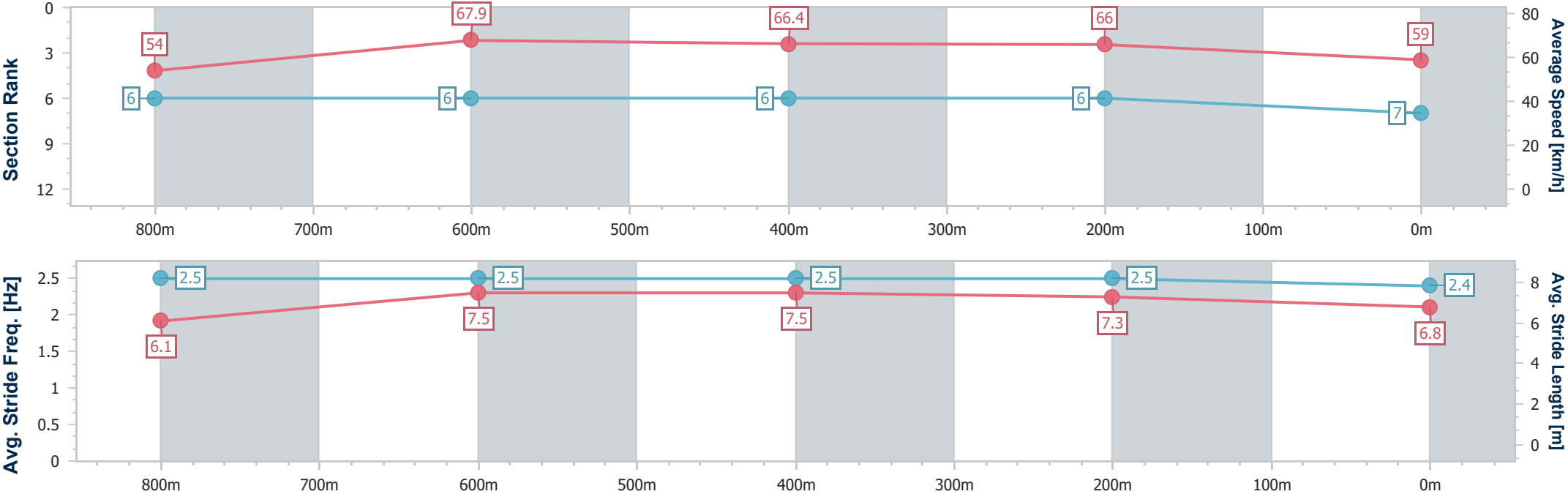
Horse/Jockey Name	Opal Fields
Final Rank	7
Fastest Section Time (Section)	0:10.60 (800m)
Top Speed [km/h] (Section)	69.1 (800m)
Race State	Finished



Eagle FarmProfessional
Race 6: SKY RACING BENCHMARK 70 Handicap - 1000m
13 August 2025 - 15:30
Track Rating: Soft 5, Weather: Fine, Rail Position: +10m Entire



Section	Overall	800m	600m	400m	200m										
Section Times	0:57.91 [7] (0:13.41)	0:44.50 [6] (0:10.60)	0:33.90 [6] (0:10.79)	0:23.11 [6] (0:10.93)	0:12.18 [6] (0:12.18)										
Average Speed [km/h]	54.0	67.9	66.4	66.0	59.0										
Top Speed [km/h]	69.0	69.1	68.0	67.2	63.7										
Avg. Dist. to Rail [m]	3.6	1.1	1.3	3.4	2.9										
Avg. Stride Freq. [Hz]	2.5	2.5	2.5	2.5	2.4										
Avg. Stride Length [m]	6.1	7.5	7.5	7.3	6.8										





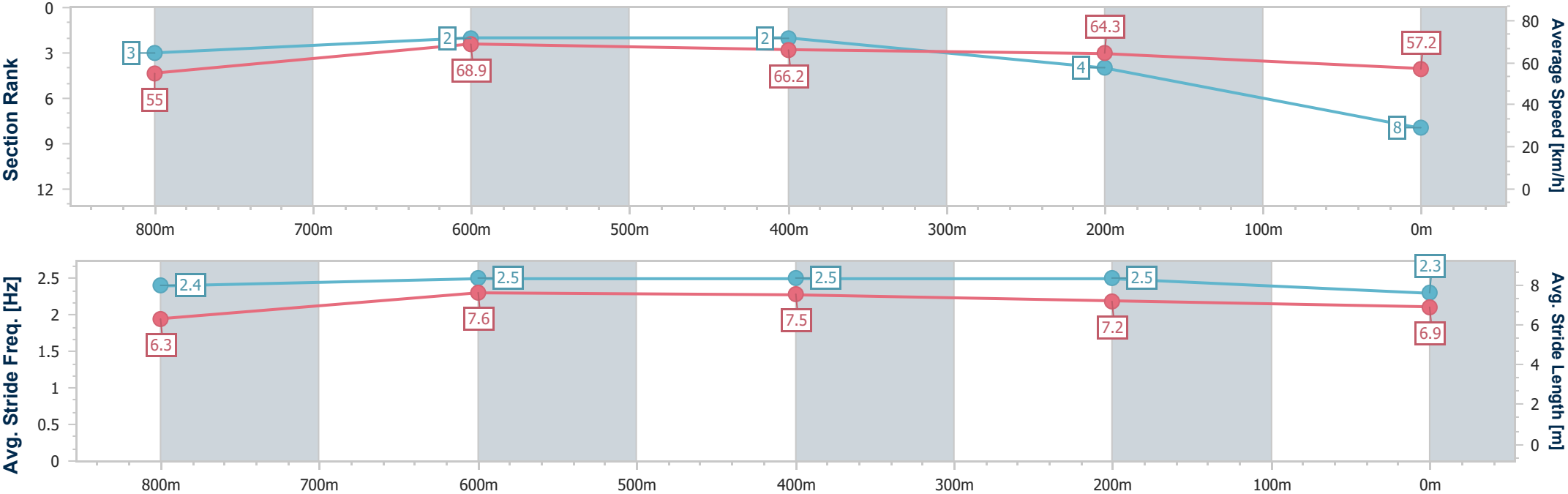
Horse/Jockey Name	Maguro
Final Rank	8
Fastest Section Time (Section)	0:10.38 (800m)
Top Speed [km/h] (Section)	71.0 (Overall)
Race State	Finished



Eagle FarmProfessional
Race 6: SKY RACING BENCHMARK 70 Handicap - 1000m
13 August 2025 - 15:30
Track Rating: Soft 5, Weather: Fine, Rail Position: +10m Entire



Section	Overall	800m	600m	400m	200m														
Section Times	0:58.05 [8] (0:13.12)	0:44.93 [3] (0:10.38)	0:34.55 [2] (0:10.80)	0:23.75 [2] (0:11.15)	0:12.60 [4] (0:12.60)														
Average Speed [km/h]	55.0	68.9	66.2	64.3	57.2														
Top Speed [km/h]	71.0	70.6	67.8	66.7	61.6														
Avg. Dist. to Rail [m]	2.2	1.7	1.3	1.5	0.9														
Avg. Stride Freq. [Hz]	2.4	2.5	2.5	2.5	2.3														
Avg. Stride Length [m]	6.3	7.6	7.5	7.2	6.9														





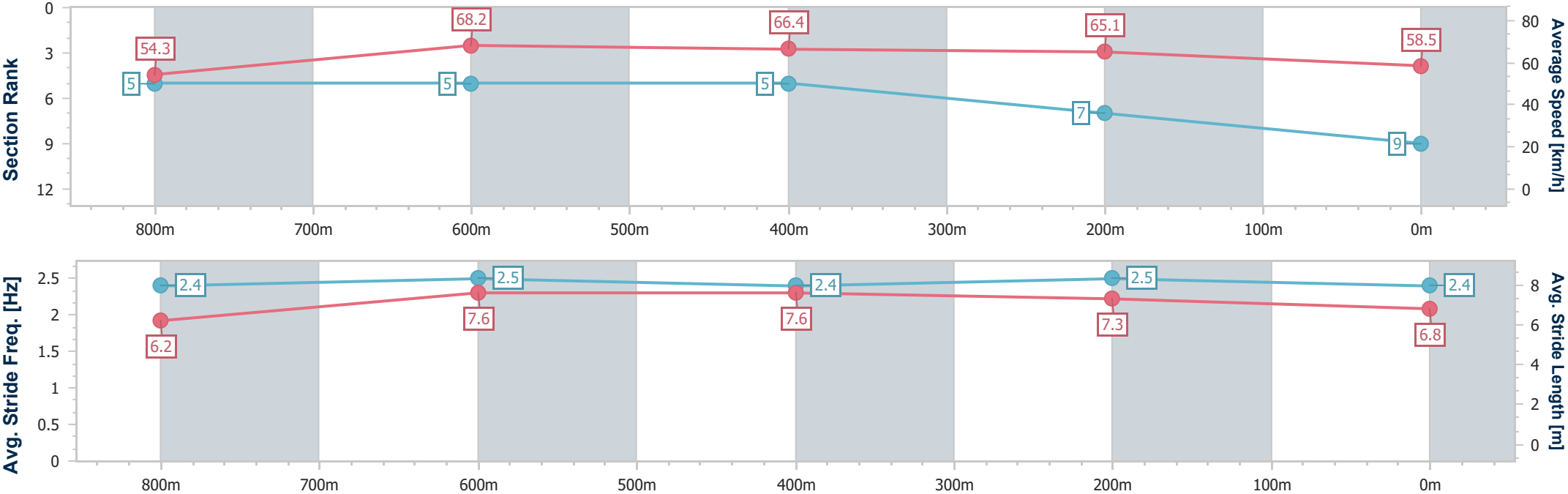
Horse/Jockey Name	My Name Is
Final Rank	9
Fastest Section Time (Section)	0:10.57 (800m)
Top Speed [km/h] (Section)	71.0 (Overall)
Race State	Finished



Eagle FarmProfessional
Race 6: SKY RACING BENCHMARK 70 Handicap - 1000m
13 August 2025 - 15:30
Track Rating: Soft 5, Weather: Fine, Rail Position: +10m Entire



Section	Overall	800m	600m	400m	200m														
Section Times	0:58.06 [9] (0:13.28)	0:44.78 [5] (0:10.57)	0:34.21 [5] (0:10.82)	0:23.39 [5] (0:11.08)	0:12.31 [7] (0:12.31)														
Average Speed [km/h]	54.3	68.2	66.4	65.1	58.5														
Top Speed [km/h]	71.0	69.0	67.0	66.4	62.7														
Avg. Dist. to Rail [m]	1.2	0.4	0.3	1.7	2.0														
Avg. Stride Freq. [Hz]	2.4	2.5	2.4	2.5	2.4														
Avg. Stride Length [m]	6.2	7.6	7.6	7.3	6.8														





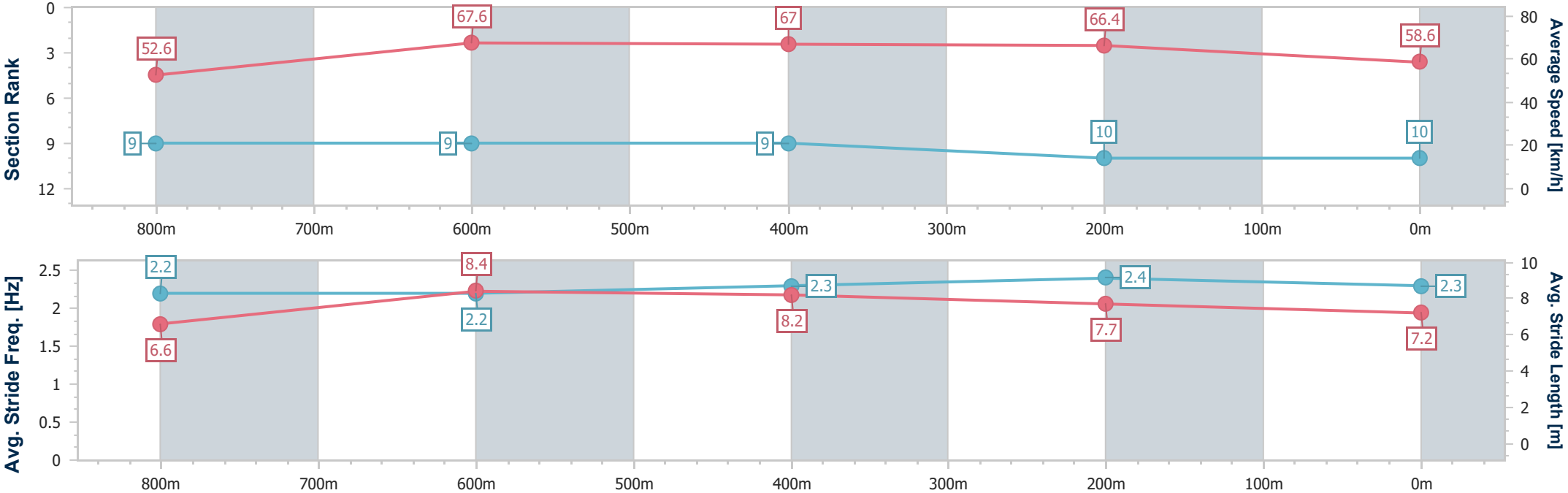
Horse/Jockey Name	Break Free
Final Rank	10
Fastest Section Time (Section)	0:10.67 (800m)
Top Speed [km/h] (Section)	69.7 (Overall)
Race State	Finished



Eagle FarmProfessional
Race 6: SKY RACING BENCHMARK 70 Handicap - 1000m
13 August 2025 - 15:30
Track Rating: Soft 5, Weather: Fine, Rail Position: +10m Entire



Section	Overall	800m	600m	400m	200m										
Section Times	0:58.31 [10] (0:13.75)	0:44.56 [9] (0:10.67)	0:33.89 [9] (0:10.77)	0:23.12 [9] (0:10.85)	0:12.27 [10] (0:12.27)										
Average Speed [km/h]	52.6	67.6	67.0	66.4	58.6										
Top Speed [km/h]	69.7	69.6	68.2	68.3	63.1										
Avg. Dist. to Rail [m]	1.9	0.4	1.5	7.0	5.5										
Avg. Stride Freq. [Hz]	2.2	2.2	2.3	2.4	2.3										
Avg. Stride Length [m]	6.6	8.4	8.2	7.7	7.2										





Eagle Farm Professional

Race 7: XXXX GOLD Class 1 Handicap - 1000m

13 August 2025 - 16:04



BRISBANE
RACING CLUB

Track Rating: Good 4, Weather: Fine, Rail Position: +10m Entire

Section						Overall	800m	600m	400m	200m	Last 600m			
Field Times						0:57.87 (0:13.20)	0:44.67 (0:10.70)	0:33.97 (0:11.07)	0:22.90 (0:11.02)	0:11.88 (0:11.88)	0:33.97			
Rank	TAB	Horse/Jockey	Barrier	Top Speed [km/h]	Fastest Section							Margin		
1	11	GILIANA	1	68.4	0:10.73	0:57.87 [1]	0:44.51 [6]	0:33.70 [6]	0:22.61 [5]	0:11.88 [1]	0:57.87	0:33.70		
		Emily Lang		400m	400m	(0:13.36)	(0:10.81)	(0:11.09)	(0:10.73)	(0:11.88)				
2	6	CASSIERE	3	69.6	0:10.68	0:58.19 [2]	0:44.69 [8]	0:34.01 [7]	0:22.78 [7]	0:11.81 [7]	1.88L	0:34.01		
		Ben Thompson		Overall	800m	(0:13.50)	(0:10.68)	(0:11.23)	(0:10.97)	(0:11.81)				
3	9	FROSTFIRE	9	70.2	0:10.73	0:58.28 [3]	0:45.08 [1]	0:34.35 [2]	0:23.20 [2]	0:12.14 [2]	2.38L	0:34.35		
		Kyle Wilson-Taylor		Overall	800m	(0:13.20)	(0:10.73)	(0:11.15)	(0:11.06)	(0:12.14)				
4	2	MERCIAN	11	69.3	0:10.83	0:58.28 [4]	0:44.96 [5]	0:33.84 [9]	0:22.86 [8]	0:12.03 [4]	2.41L	0:33.84		
		Georgina Cartwright		Overall	400m	(0:13.32)	(0:11.12)	(0:10.98)	(0:10.83)	(0:12.03)				
5	3	MINOR KEY	4	70.6	0:10.75	0:58.31 [5]	0:44.48 [11]	0:33.73 [11]	0:22.79 [9]	0:11.97 [6]	2.55L	0:33.73		
		Dan McGillivray		800m	800m	(0:13.83)	(0:10.75)	(0:10.94)	(0:10.82)	(0:11.97)				
6	12	TIPSY TIGER	2	68.7	0:10.69	0:58.49 [6]	0:45.10 [7]	0:34.41 [4]	0:23.26 [4]	0:12.18 [5]	3.6L	0:34.41		
		Cejay Graham		Overall	800m	(0:13.39)	(0:10.69)	(0:11.15)	(0:11.08)	(0:12.18)				
7	13	EXOFLOW	6	70.6	0:10.70	0:58.52 [7]	0:45.32 [1]	0:34.62 [1]	0:23.55 [1]	0:12.37 [3]	3.82L	0:34.62		
		Heavelon Van		800m	800m	(0:13.20)	(0:10.70)	(0:11.07)	(0:11.18)	(0:12.37)				
8	7	POCKETMONEY	12	71.3	0:10.63	0:58.85 [8]	0:45.17 [10]	0:34.54 [8]	0:23.32 [10]	0:12.33 [8]	5.76L	0:34.54		
		Martin Harley		800m	800m	(0:13.68)	(0:10.63)	(0:11.22)	(0:10.99)	(0:12.33)				
9	8	THE SOUR	7	68.9	0:10.93	0:59.09 [9]	0:45.56 [9]	0:34.53 [10]	0:23.16 [11]	0:12.23 [11]	7.16L	0:34.53		
		Corey Sutherland		Overall	400m	(0:13.53)	(0:11.03)	(0:11.37)	(0:10.93)	(0:12.23)				
10	10	SIGNATURE TART	10	71.0	0:10.78	0:59.53 [10]	0:46.22 [4]	0:35.44 [5]	0:24.16 [6]	0:12.95 [9]	9.74L	0:35.44		
		Danny Peisley		Overall	800m	(0:13.31)	(0:10.78)	(0:11.28)	(0:11.21)	(0:12.95)				

Scratched: Leica Pherrari (#14), Encubierta (#4), Ace's In Bloom (#5), Li'l Rex (#16), Sapana's Pearl (#15)



Eagle Farm Professional
Race 7: XXXX GOLD Class 1 Handicap - 1000m
13 August 2025 - 16:04



Track Rating: Good 4, Weather: Fine, Rail Position: +10m Entire

Section						Overall	800m	600m	400m	200m			Last 600m
Field Times						0:57.87 (0:13.20)	0:44.67 (0:10.70)	0:33.97 (0:11.07)	0:22.90 (0:11.02)	0:11.88 (0:11.88)			0:33.97
Rank	TAB	Horse/Jockey	Barrier	Top Speed [km/h]	Fastest Section							Margin	Distance Travelled [m]
11	1	VIACONI	5	69.1	0:10.82	1:00.07 [11]	0:46.83 [3]	0:36.01 [3]	0:24.88 [3]	0:13.34 [10]	12.9L	0:36.01	+4
		Andrew Mallyon		800m	800m	(0:13.24)	(0:10.82)	(0:11.13)	(0:11.54)	(0:13.34)			

Scratched: Leica Pherrari (#14), Encubierto (#4), Ace's In Bloom (#5), Li'l Rex (#16), Sapana's Pearl (#15)



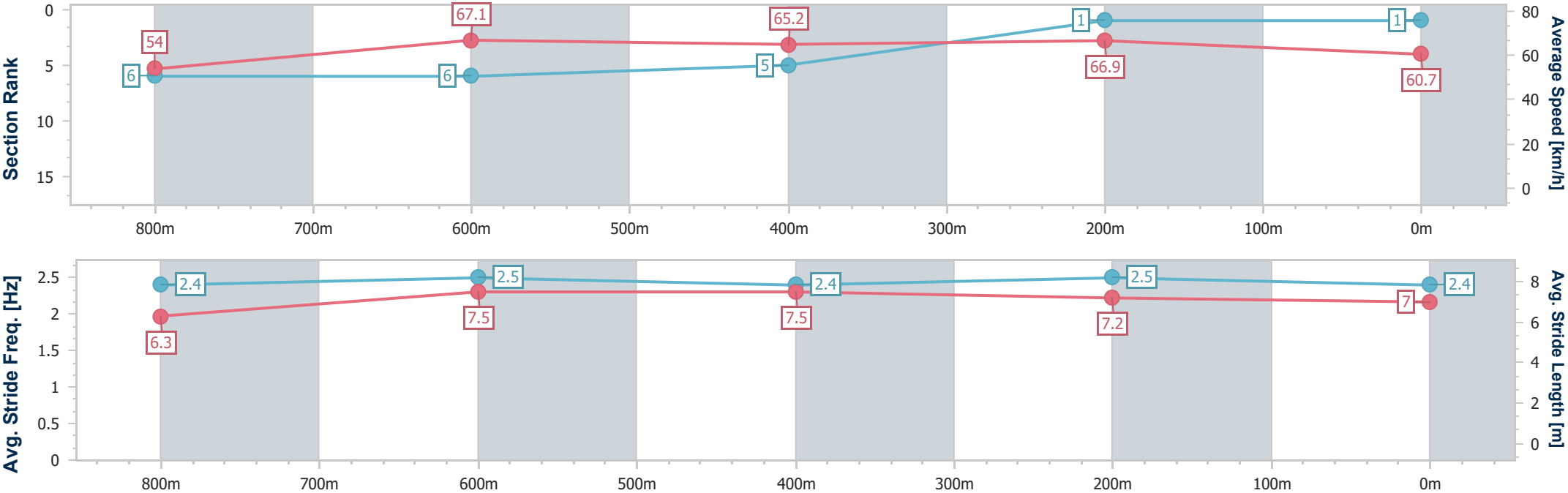
Horse/Jockey Name	Giliana
Final Rank	1
Fastest Section Time (Section)	0:10.73 (400m)
Top Speed [km/h] (Section)	68.4 (400m)
Race State	Finished



Eagle FarmProfessional
Race 7: XXXX GOLD Class 1 Handicap - 1000m
13 August 2025 - 16:04
Track Rating: Good 4, Weather: Fine, Rail Position: +10m Entire



Section	Overall	800m	600m	400m	200m										
Section Times	0:57.87 [1] (0:13.36)	0:44.51 [6] (0:10.81)	0:33.70 [6] (0:11.09)	0:22.61 [5] (0:10.73)	0:11.88 [1] (0:11.88)										
Average Speed [km/h]	54.0	67.1	65.2	66.9	60.7										
Top Speed [km/h]	68.0	67.9	66.7	68.4	64.2										
Avg. Dist. to Rail [m]	1.3	2.1	0.6	1.7	1.5										
Avg. Stride Freq. [Hz]	2.4	2.5	2.4	2.5	2.4										
Avg. Stride Length [m]	6.3	7.5	7.5	7.2	7.0										



[] Ranking at each section and finish
-.-.- No data available at this section
NA No data available



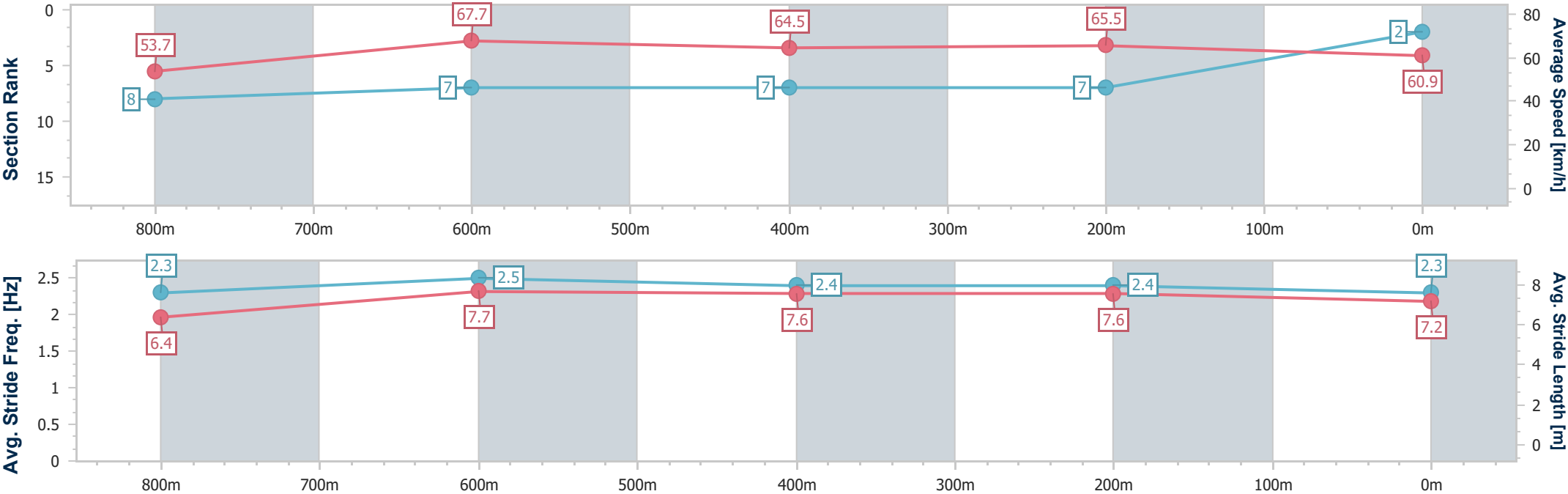
Horse/Jockey Name	Cassiere
Final Rank	2
Fastest Section Time (Section)	0:10.68 (800m)
Top Speed [km/h] (Section)	69.6 (Overall)
Race State	Finished



Eagle FarmProfessional
Race 7: XXXX GOLD Class 1 Handicap - 1000m
13 August 2025 - 16:04
Track Rating: Good 4, Weather: Fine, Rail Position: +10m Entire



Section	Overall	800m	600m	400m	200m														
Section Times	0:58.19 [2] (0:13.50)	0:44.69 [8] (0:10.68)	0:34.01 [7] (0:11.23)	0:22.78 [7] (0:10.97)	0:11.81 [7] (0:11.81)														
Average Speed [km/h]	53.7	67.7	64.5	65.5	60.9														
Top Speed [km/h]	69.6	68.9	67.2	67.2	63.9														
Avg. Dist. to Rail [m]	1.2	1.0	1.3	1.1	0.5														
Avg. Stride Freq. [Hz]	2.3	2.5	2.4	2.4	2.3														
Avg. Stride Length [m]	6.4	7.7	7.6	7.6	7.2														





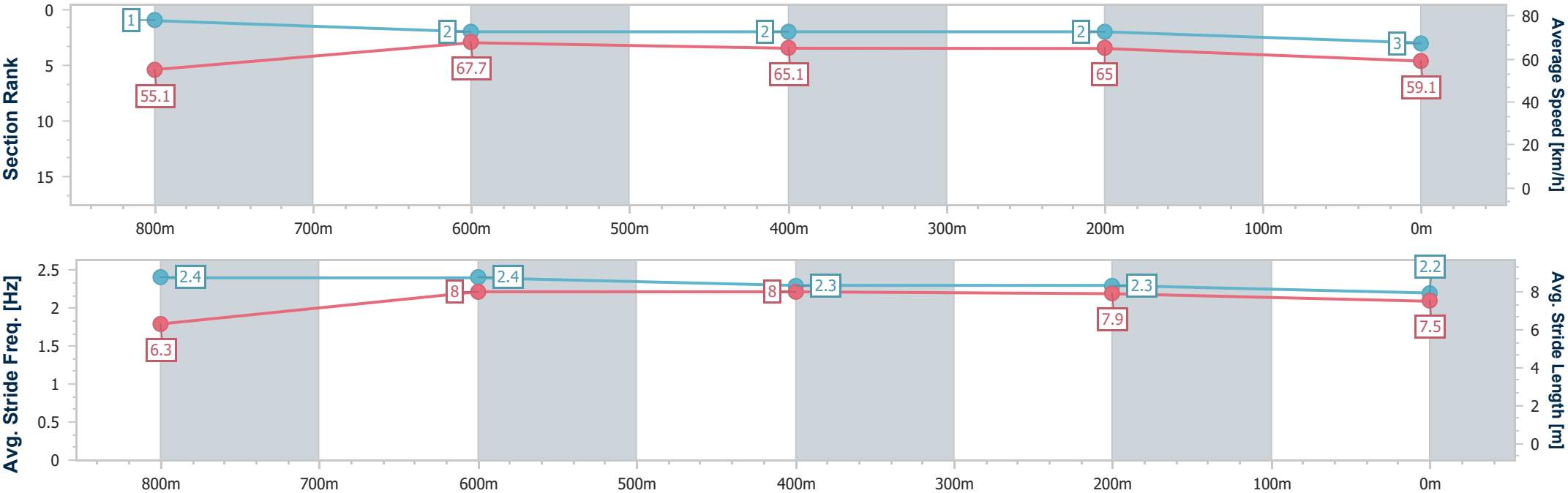
Horse/Jockey Name	Frostfire
Final Rank	3
Fastest Section Time (Section)	0:10.73 (800m)
Top Speed [km/h] (Section)	70.2 (Overall)
Race State	Finished



Eagle FarmProfessional
Race 7: XXXX GOLD Class 1 Handicap - 1000m
13 August 2025 - 16:04
Track Rating: Good 4, Weather: Fine, Rail Position: +10m Entire



Section	Overall	800m	600m	400m	200m										
Section Times	0:58.28 [3] (0:13.20)	0:45.08 [1] (0:10.73)	0:34.35 [2] (0:11.15)	0:23.20 [2] (0:11.06)	0:12.14 [2] (0:12.14)										
Average Speed [km/h]	55.1	67.7	65.1	65.0	59.1										
Top Speed [km/h]	70.2	69.6	65.9	66.2	63.2										
Avg. Dist. to Rail [m]	3.7	2.3	1.1	3.6	4.1										
Avg. Stride Freq. [Hz]	2.4	2.4	2.3	2.3	2.2										
Avg. Stride Length [m]	6.3	8.0	8.0	7.9	7.5										



[] Ranking at each section and finish
-.-.- No data available at this section
NA No data available



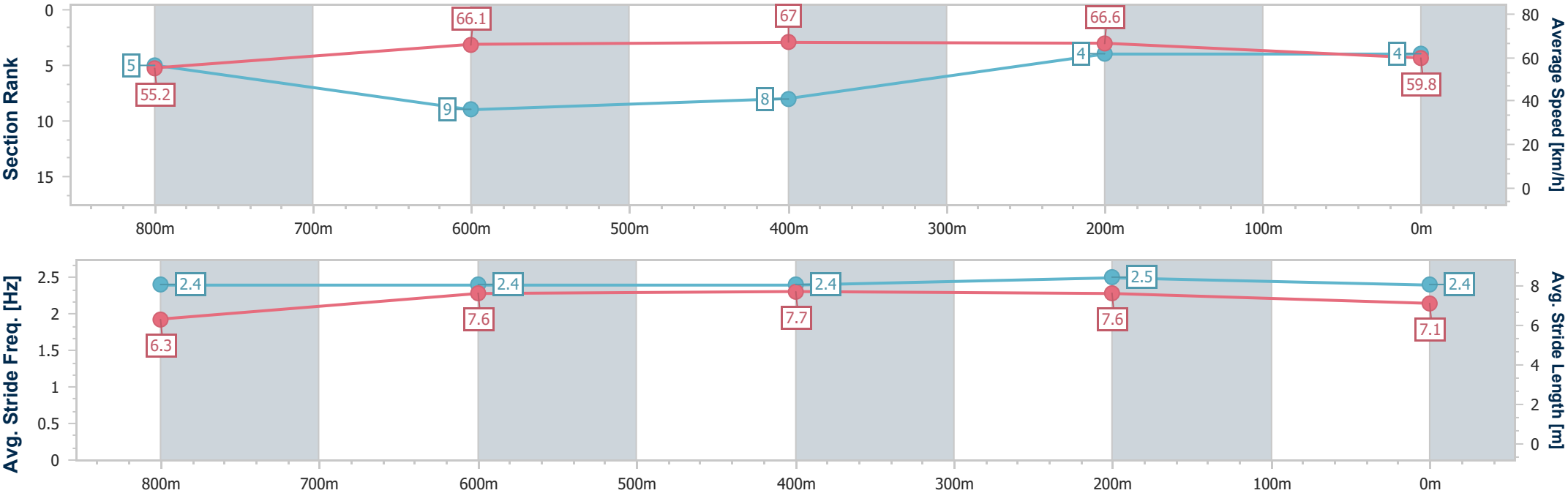
Horse/Jockey Name	Mercian
Final Rank	4
Fastest Section Time (Section)	0:10.83 (400m)
Top Speed [km/h] (Section)	69.3 (Overall)
Race State	Finished



Eagle FarmProfessional
Race 7: XXXX GOLD Class 1 Handicap - 1000m
13 August 2025 - 16:04
Track Rating: Good 4, Weather: Fine, Rail Position: +10m Entire



Section	Overall	800m	600m	400m	200m														
Section Times	0:58.28 [4] (0:13.32)	0:44.96 [5] (0:11.12)	0:33.84 [9] (0:10.98)	0:22.86 [8] (0:10.83)	0:12.03 [4] (0:12.03)														
Average Speed [km/h]	55.2	66.1	67.0	66.6	59.8														
Top Speed [km/h]	69.3	68.0	67.9	68.8	63.3														
Avg. Dist. to Rail [m]	6.7	5.4	4.6	7.2	6.1														
Avg. Stride Freq. [Hz]	2.4	2.4	2.4	2.5	2.4														
Avg. Stride Length [m]	6.3	7.6	7.7	7.6	7.1														





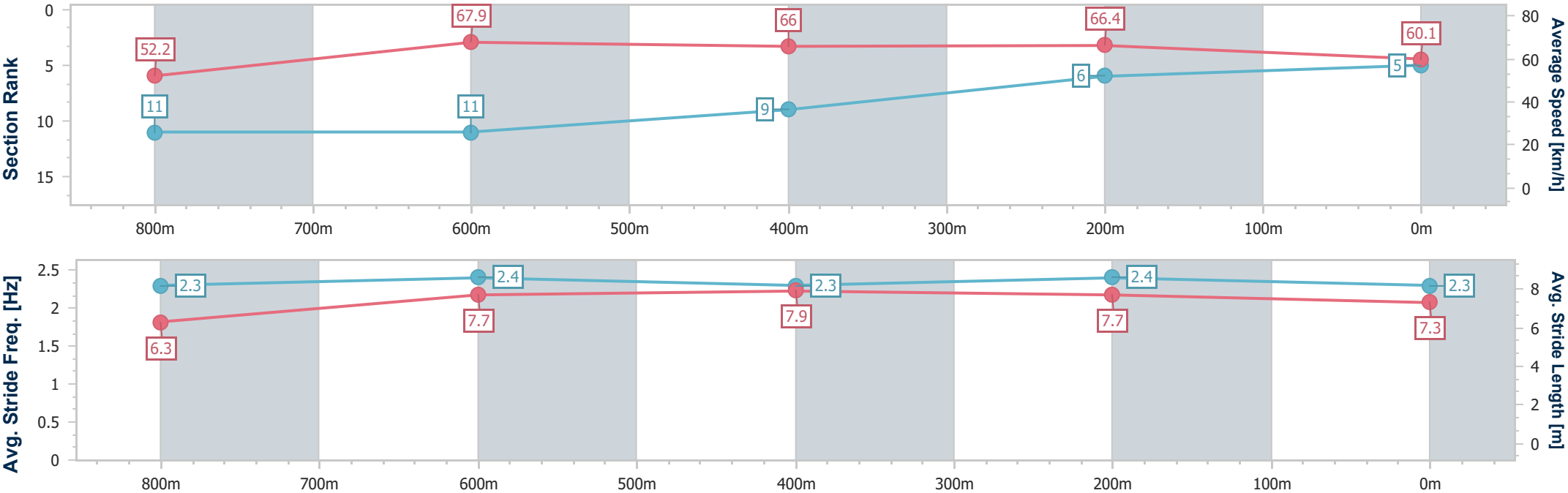
Horse/Jockey Name	Minor Key
Final Rank	5
Fastest Section Time (Section)	0:10.75 (800m)
Top Speed [km/h] (Section)	70.6 (800m)
Race State	Finished



Eagle FarmProfessional
Race 7: XXXX GOLD Class 1 Handicap - 1000m
13 August 2025 - 16:04
Track Rating: Good 4, Weather: Fine, Rail Position: +10m Entire



Section	Overall	800m	600m	400m	200m														
Section Times	0:58.31 [5] (0:13.83)	0:44.48 [11] (0:10.75)	0:33.73 [11] (0:10.94)	0:22.79 [9] (0:10.82)	0:11.97 [6] (0:11.97)														
Average Speed [km/h]	52.2	67.9	66.0	66.4	60.1														
Top Speed [km/h]	67.8	70.6	67.0	68.6	65.1														
Avg. Dist. to Rail [m]	1.9	2.3	0.5	2.7	2.7														
Avg. Stride Freq. [Hz]	2.3	2.4	2.3	2.4	2.3														
Avg. Stride Length [m]	6.3	7.7	7.9	7.7	7.3														





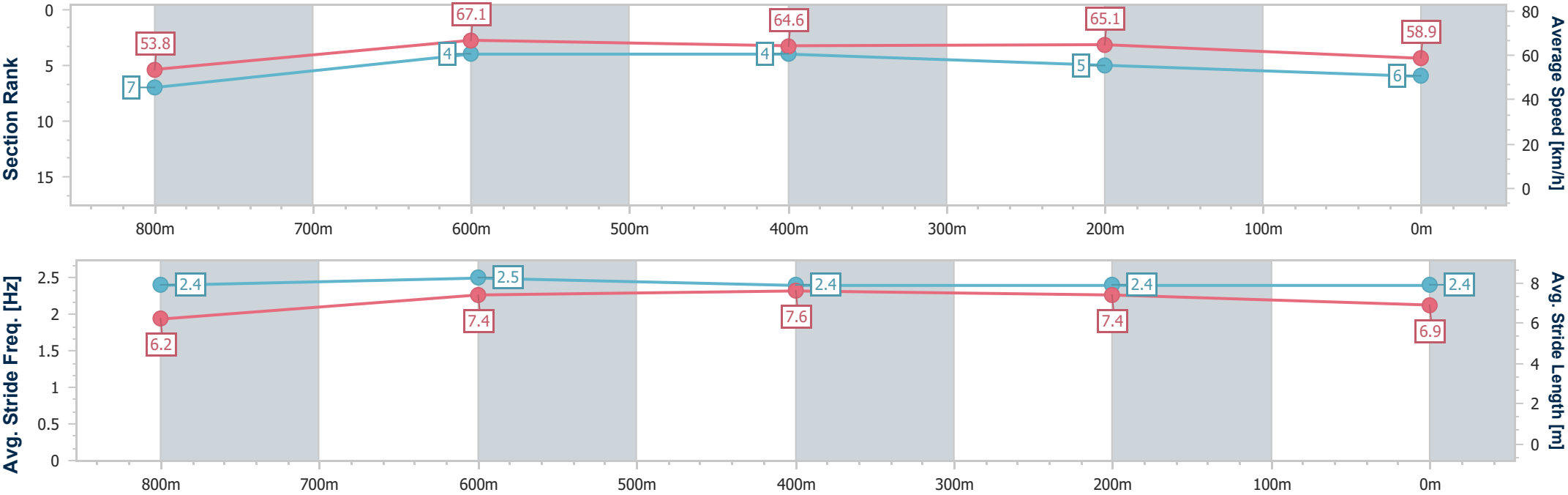
Horse/Jockey Name	Tipsy Tiger
Final Rank	6
Fastest Section Time (Section)	0:10.69 (800m)
Top Speed [km/h] (Section)	68.7 (Overall)
Race State	Finished



Eagle FarmProfessional
Race 7: XXXX GOLD Class 1 Handicap - 1000m
13 August 2025 - 16:04
Track Rating: Good 4, Weather: Fine, Rail Position: +10m Entire



Section	Overall	800m	600m	400m	200m															
Section Times	0:58.49 [6] (0:13.39)	0:45.10 [7] (0:10.69)	0:34.41 [4] (0:11.15)	0:23.26 [4] (0:11.08)	0:12.18 [5] (0:12.18)															
Average Speed [km/h]	53.8	67.1	64.6	65.1	58.9															
Top Speed [km/h]	68.7	68.6	66.4	66.6	62.4															
Avg. Dist. to Rail [m]	1.6	1.0	0.9	4.9	6.0															
Avg. Stride Freq. [Hz]	2.4	2.5	2.4	2.4	2.4															
Avg. Stride Length [m]	6.2	7.4	7.6	7.4	6.9															





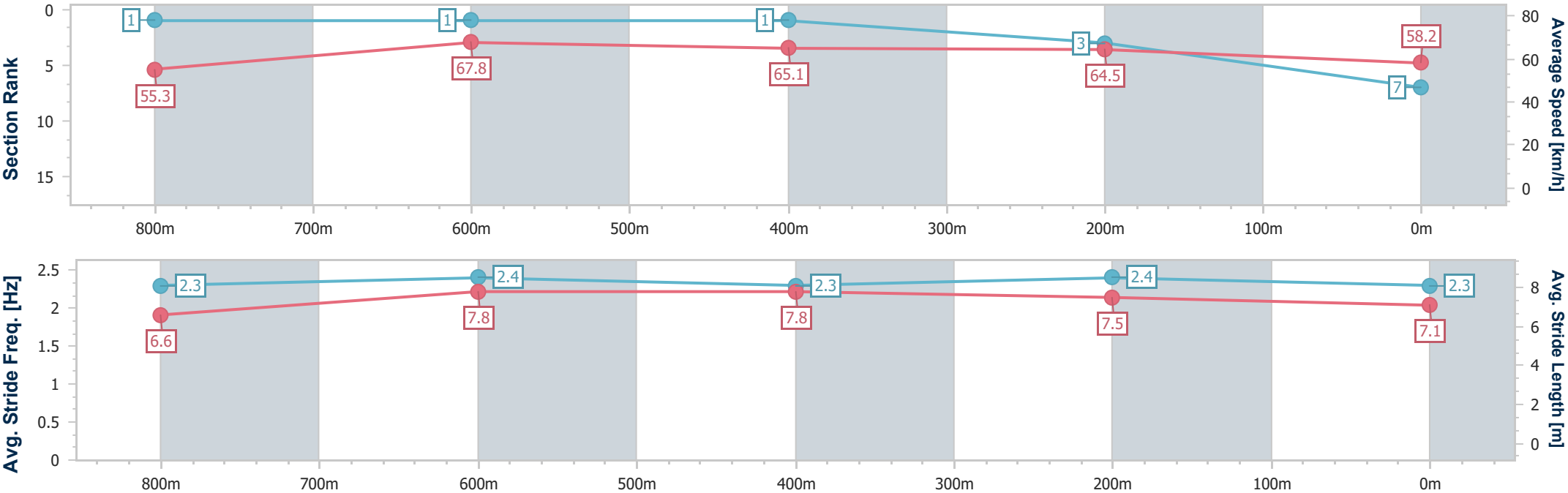
Horse/Jockey Name	Exoflow
Final Rank	7
Fastest Section Time (Section)	0:10.70 (800m)
Top Speed [km/h] (Section)	70.6 (800m)
Race State	Finished



Eagle FarmProfessional
Race 7: XXXX GOLD Class 1 Handicap - 1000m
13 August 2025 - 16:04
Track Rating: Good 4, Weather: Fine, Rail Position: +10m Entire



Section	Overall	800m	600m	400m	200m														
Section Times	0:58.52 [7] (0:13.20)	0:45.32 [1] (0:10.70)	0:34.62 [1] (0:11.07)	0:23.55 [1] (0:11.18)	0:12.37 [3] (0:12.37)														
Average Speed [km/h]	55.3	67.8	65.1	64.5	58.2														
Top Speed [km/h]	70.5	70.6	66.2	65.8	62.6														
Avg. Dist. to Rail [m]	3.4	2.5	0.4	1.5	2.3														
Avg. Stride Freq. [Hz]	2.3	2.4	2.3	2.4	2.3														
Avg. Stride Length [m]	6.6	7.8	7.8	7.5	7.1														





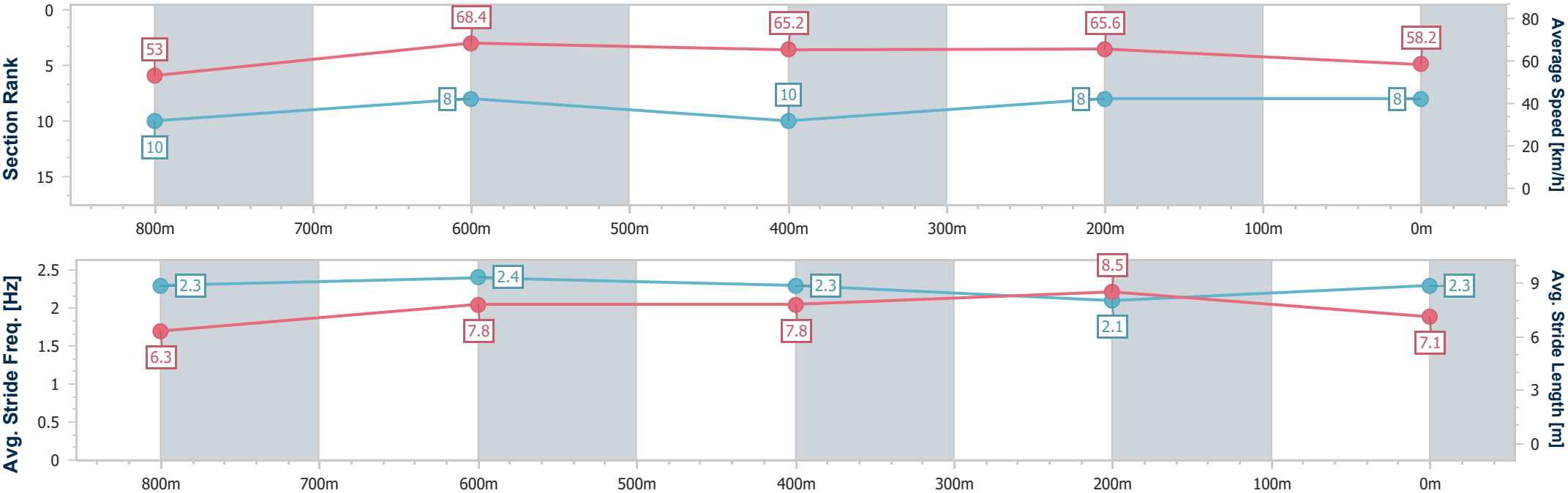
Horse/Jockey Name	Pocketmoney
Final Rank	8
Fastest Section Time (Section)	0:10.63 (800m)
Top Speed [km/h] (Section)	71.3 (800m)
Race State	Finished



Eagle FarmProfessional
Race 7: XXXX GOLD Class 1 Handicap - 1000m
13 August 2025 - 16:04
Track Rating: Good 4, Weather: Fine, Rail Position: +10m Entire



Section	Overall	800m	600m	400m	200m														
Section Times	0:58.85 [8] (0:13.68)	0:45.17 [10] (0:10.63)	0:34.54 [8] (0:11.22)	0:23.32 [10] (0:10.99)	0:12.33 [8] (0:12.33)														
Average Speed [km/h]	53.0	68.4	65.2	65.6	58.2														
Top Speed [km/h]	70.3	71.3	66.3	68.1	63.0														
Avg. Dist. to Rail [m]	5.2	2.4	3.0	5.8	6.1														
Avg. Stride Freq. [Hz]	2.3	2.4	2.3	2.1	2.3														
Avg. Stride Length [m]	6.3	7.8	7.8	8.5	7.1														





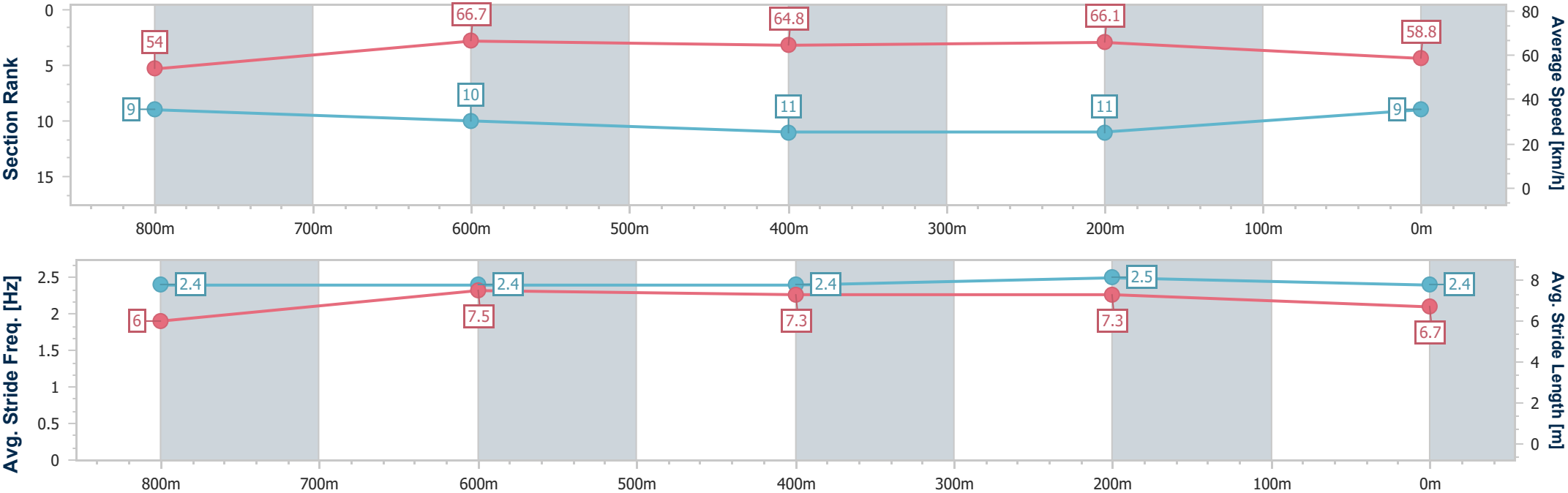
Horse/Jockey Name	The Sour
Final Rank	9
Fastest Section Time (Section)	0:10.93 (400m)
Top Speed [km/h] (Section)	68.9 (Overall)
Race State	Finished



Eagle FarmProfessional
Race 7: XXXX GOLD Class 1 Handicap - 1000m
13 August 2025 - 16:04
Track Rating: Good 4, Weather: Fine, Rail Position: +10m Entire



Section	Overall	800m	600m	400m	200m														
Section Times	0:59.09 [9] (0:13.53)	0:45.56 [9] (0:11.03)	0:34.53 [10] (0:11.37)	0:23.16 [11] (0:10.93)	0:12.23 [11] (0:12.23)														
Average Speed [km/h]	54.0	66.7	64.8	66.1	58.8														
Top Speed [km/h]	68.9	68.5	66.3	67.7	63.1														
Avg. Dist. to Rail [m]	4.4	4.8	5.4	12.0	12.8														
Avg. Stride Freq. [Hz]	2.4	2.4	2.4	2.5	2.4														
Avg. Stride Length [m]	6.0	7.5	7.3	7.3	6.7														





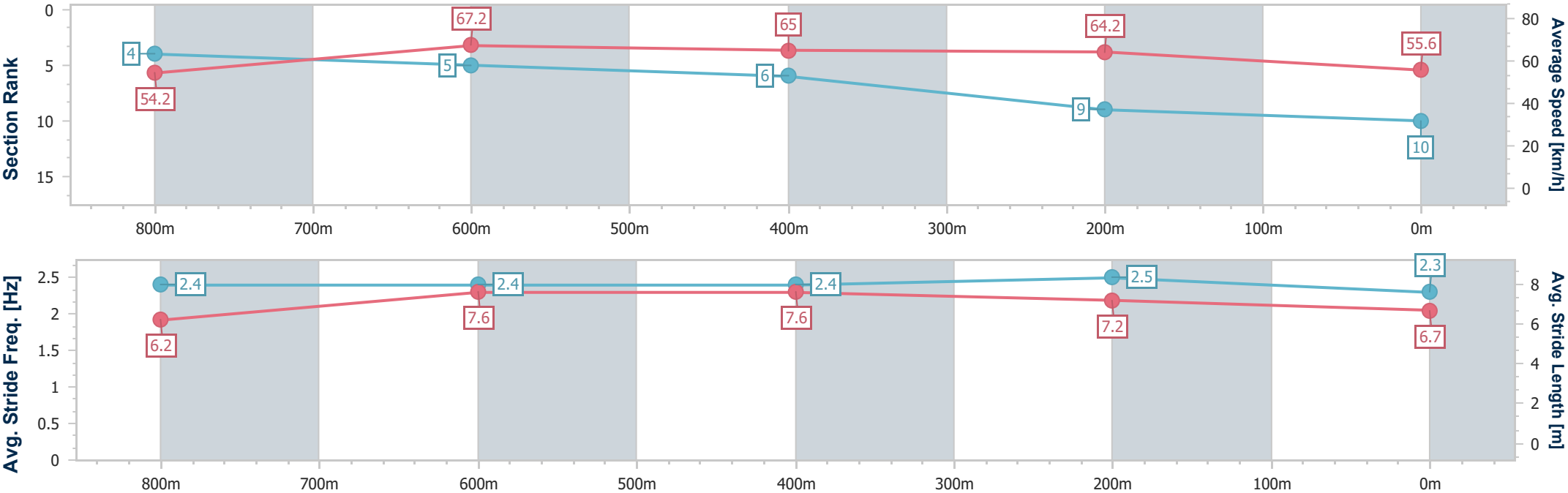
Horse/Jockey Name	Signature Tart
Final Rank	10
Fastest Section Time (Section)	0:10.78 (800m)
Top Speed [km/h] (Section)	71.0 (Overall)
Race State	Finished



Eagle FarmProfessional
Race 7: XXXX GOLD Class 1 Handicap - 1000m
13 August 2025 - 16:04
Track Rating: Good 4, Weather: Fine, Rail Position: +10m Entire



Section	Overall	800m	600m	400m	200m														
Section Times	0:59.53 [10] (0:13.31)	0:46.22 [4] (0:10.78)	0:35.44 [5] (0:11.28)	0:24.16 [6] (0:11.21)	0:12.95 [9] (0:12.95)														
Average Speed [km/h]	54.2	67.2	65.0	64.2	55.6														
Top Speed [km/h]	71.0	70.9	67.6	66.7	60.6														
Avg. Dist. to Rail [m]	1.6	1.0	3.6	7.4	6.6														
Avg. Stride Freq. [Hz]	2.4	2.4	2.4	2.5	2.3														
Avg. Stride Length [m]	6.2	7.6	7.6	7.2	6.7														





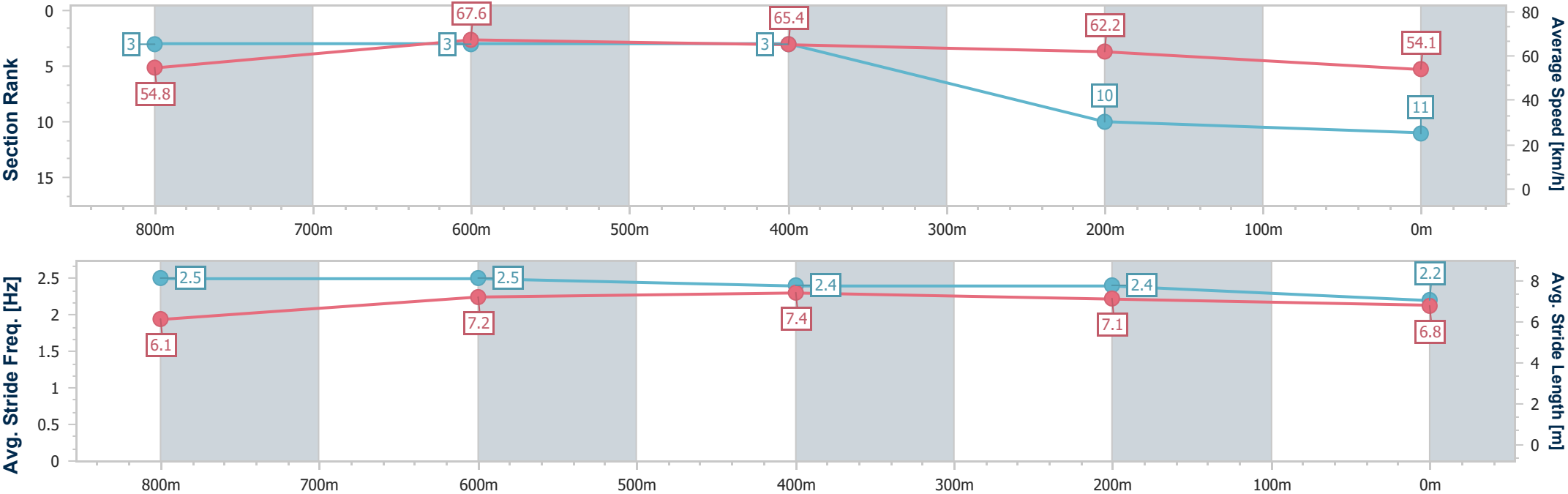
Horse/Jockey Name	Viaconi
Final Rank	11
Fastest Section Time (Section)	0:10.82 (800m)
Top Speed [km/h] (Section)	69.1 (800m)
Race State	Finished



Eagle FarmProfessional
Race 7: XXXX GOLD Class 1 Handicap - 1000m
13 August 2025 - 16:04
Track Rating: Good 4, Weather: Fine, Rail Position: +10m Entire



Section	Overall	800m	600m	400m	200m										
Section Times	1:00.07 [11] (0:13.24)	0:46.83 [3] (0:10.82)	0:36.01 [3] (0:11.13)	0:24.88 [3] (0:11.54)	0:13.34 [10] (0:13.34)										
Average Speed [km/h]	54.8	67.6	65.4	62.2	54.1										
Top Speed [km/h]	68.8	69.1	65.9	65.2	58.4										
Avg. Dist. to Rail [m]	2.4	3.3	2.0	4.2	5.4										
Avg. Stride Freq. [Hz]	2.5	2.5	2.4	2.4	2.2										
Avg. Stride Length [m]	6.1	7.2	7.4	7.1	6.8										





Eagle Farm Professional
Race 8: LADBROKES FAST PAYOUTS BENCHMARK 65 Handicap -
1200m

13 August 2025 - 16:40



BRISBANE
RACING CLUB

Track Rating: Soft 5, Weather: Fine, Rail Position: +10m Entire

Section						Overall	1000m	800m	600m	400m	200m	Last 600m			
Field Times						1:10.32 (0:13.32)	0:57.00 (0:10.84)	0:46.16 (0:11.44)	0:34.72 (0:11.57)	0:23.15 (0:11.20)	0:11.95 (0:11.95)	0:34.72			
Rank	TAB	Horse/Jockey	Barrier	Top Speed [km/h]	Fastest Section									Margin	Distance Travelled [m]
1	12	ZOUFANI	8	69.4	0:10.84	1:10.32 [1]	0:57.00 [1]	0:46.16 [1]	0:34.72 [1]	0:23.15 [1]	0:11.95 [1]	1:10.32	0:34.72		
		Cejay Graham		1000m	1000m	(0:13.32)	(0:10.84)	(0:11.44)	(0:11.57)	(0:11.20)	(0:11.95)				
2	10	FLYING SHELLY	4	67.2	0:10.92	1:10.33 [2]	0:56.87 [3]	0:45.95 [4]	0:34.49 [4]	0:23.04 [2]	0:11.92 [2]	0.06L	0:34.49	-2	
		Justin Huxtable		1000m	1000m	(0:13.46)	(0:10.92)	(0:11.46)	(0:11.45)	(0:11.12)	(0:11.92)				
3	3	TORO STRIKE	1	67.9	0:10.96	1:10.66 [3]	0:56.79 [6]	0:45.68 [6]	0:34.36 [7]	0:22.87 [6]	0:11.91 [6]	1.98L	0:34.36	-3	
		Cobi Vitler		400m	400m	(0:13.87)	(0:11.11)	(0:11.32)	(0:11.49)	(0:10.96)	(0:11.91)				
4	6	ROCK THE SUNRISE	9	67.8	0:11.03	1:10.81 [4]	0:56.47 [9]	0:45.44 [9]	0:34.32 [9]	0:22.89 [9]	0:11.85 [7]	2.86L	0:34.32	-3	
		Damien Thornton		1000m	1000m	(0:14.34)	(0:11.03)	(0:11.12)	(0:11.43)	(0:11.04)	(0:11.85)				
5	8	JENCHICK BOOM	2	67.2	0:10.92	1:10.83 [5]	0:56.97 [5]	0:46.05 [5]	0:34.66 [5]	0:23.20 [5]	0:12.14 [5]	3.02L	0:34.66	+0	
		Ben Thompson		1000m	1000m	(0:13.86)	(0:10.92)	(0:11.39)	(0:11.46)	(0:11.06)	(0:12.14)				
6	4	ANSON BAY	7	67.4	0:11.05	1:10.92 [6]	0:56.84 [7]	0:45.79 [8]	0:34.46 [8]	0:23.09 [8]	0:11.94 [8]	3.51L	0:34.46	+2	
		Emily Lang		1000m	1000m	(0:14.08)	(0:11.05)	(0:11.33)	(0:11.37)	(0:11.15)	(0:11.94)				
7	11	INDAZA	6	69.6	0:10.88	1:11.05 [7]	0:57.67 [2]	0:46.79 [2]	0:35.25 [3]	0:23.72 [4]	0:12.52 [3]	4.3L	0:35.25	+2	
		Ryan Maloney		Overall	1000m	(0:13.38)	(0:10.88)	(0:11.54)	(0:11.53)	(0:11.20)	(0:12.52)				
8	9	COMMANDMENT	3	67.4	0:10.98	1:11.10 [8]	0:57.02 [8]	0:46.04 [7]	0:34.85 [6]	0:23.27 [7]	0:11.99 [9]	4.6L	0:34.85	-1	
		Andrew Mallyon		1000m	1000m	(0:14.08)	(0:10.98)	(0:11.19)	(0:11.58)	(0:11.28)	(0:11.99)				
9	18	MAGIC ISLAND	5	68.4	0:10.88	1:11.25 [9]	0:57.75 [4]	0:46.87 [3]	0:35.47 [2]	0:23.95 [3]	0:12.61 [4]	5.46L	0:35.47	-1	
		Jake Bayliss		1000m	1000m	(0:13.50)	(0:10.88)	(0:11.40)	(0:11.52)	(0:11.34)	(0:12.61)				

Did Not Finish: Aperitivo (#7)

Scratched: Diamond Epic (#16), True Amor (#5), Super Zamboni (#15), Lavoni (#13), Rose Of Shiraz (#14), Fly Fifer (#17), Gelatin (#2), Mayne (#1)



Horse/Jockey Name	Zoufani
Final Rank	1
Fastest Section Time (Section)	0:10.84 (1000m)
Top Speed [km/h] (Section)	69.4 (1000m)
Race State	Finished

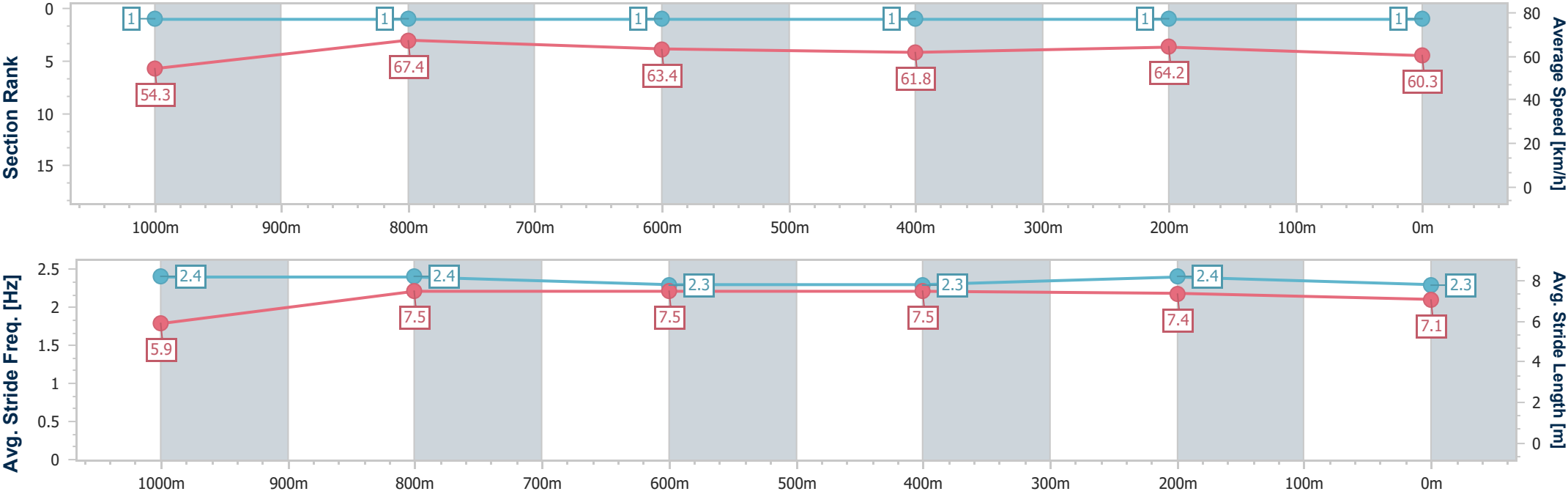


Eagle FarmProfessional
Race 8: LADBROKES FAST PAYOUTS BENCHMARK 65
Handicap - 1200m
13 August 2025 - 16:40
Track Rating: Soft 5, Weather: Fine, Rail Position: +10m Entire



BRISBANE
RACING CLUB

Section	Overall	1000m	800m	600m	400m	200m								
Section Times	1:10.32 [1] (0:13.32)	0:57.00 [1] (0:10.84)	0:46.16 [1] (0:11.44)	0:34.72 [1] (0:11.57)	0:23.15 [1] (0:11.20)	0:11.95 [1] (0:11.95)								
Average Speed [km/h]	54.3	67.4	63.4	61.8	64.2	60.3								
Top Speed [km/h]	69.2	69.4	65.5	64.2	64.9	62.1								
Avg. Dist. to Rail [m]	6.3	3.1	1.5	1.1	0.2	2.0								
Avg. Stride Freq. [Hz]	2.4	2.4	2.3	2.3	2.4	2.3								
Avg. Stride Length [m]	5.9	7.5	7.5	7.5	7.4	7.1								





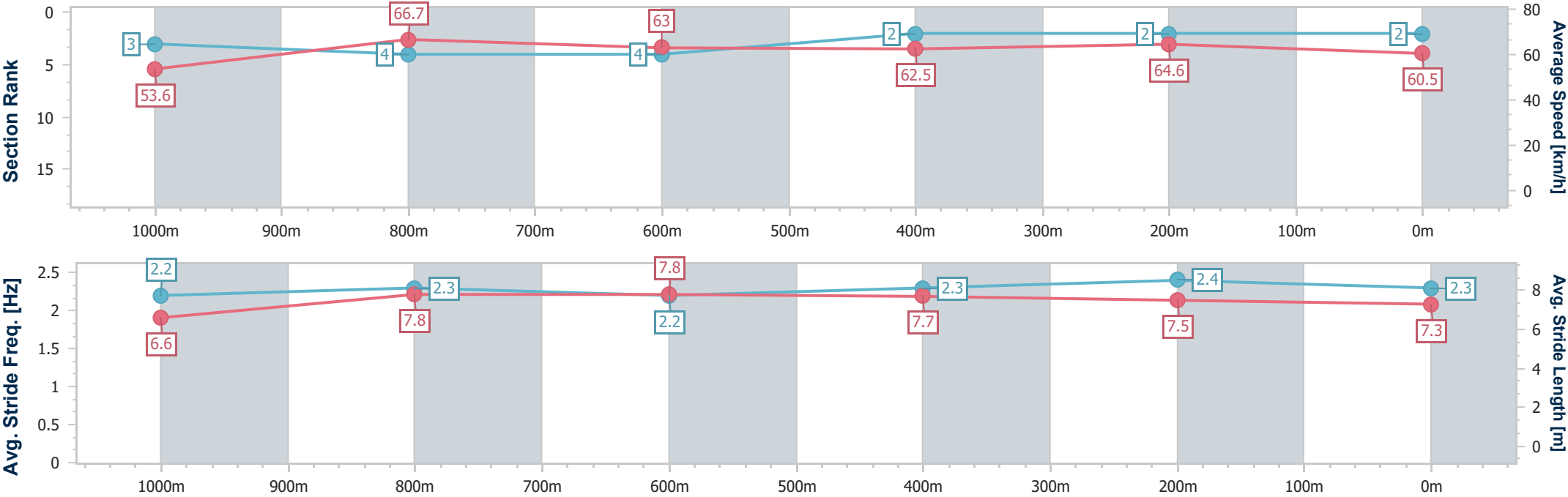
Horse/Jockey Name	Flying Shelly
Final Rank	2
Fastest Section Time (Section)	0:10.92 (1000m)
Top Speed [km/h] (Section)	67.2 (1000m)
Race State	Finished



Eagle FarmProfessional
Race 8: LADBROKES FAST PAYOUTS BENCHMARK 65
Handicap - 1200m
13 August 2025 - 16:40
Track Rating: Soft 5, Weather: Fine, Rail Position: +10m Entire



Section	Overall	1000m	800m	600m	400m	200m							
Section Times	1:10.33 [2] (0:13.46)	0:56.87 [3] (0:10.92)	0:45.95 [4] (0:11.46)	0:34.49 [4] (0:11.45)	0:23.04 [2] (0:11.12)	0:11.92 [2] (0:11.92)							
Average Speed [km/h]	53.6	66.7	63.0	62.5	64.6	60.5							
Top Speed [km/h]	67.0	67.2	65.2	64.5	66.1	63.2							
Avg. Dist. to Rail [m]	2.8	1.7	0.8	1.3	0.6	0.2							
Avg. Stride Freq. [Hz]	2.2	2.3	2.2	2.3	2.4	2.3							
Avg. Stride Length [m]	6.6	7.8	7.8	7.7	7.5	7.3							





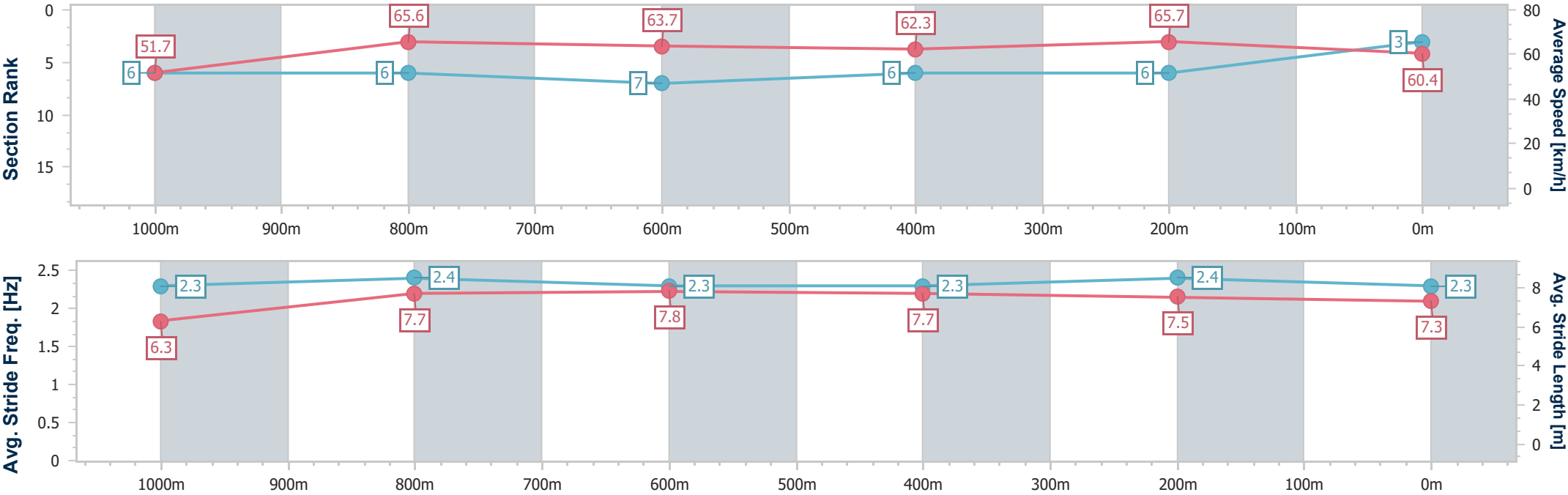
Horse/Jockey Name	Toro Strike
Final Rank	3
Fastest Section Time (Section)	0:10.96 (400m)
Top Speed [km/h] (Section)	67.9 (400m)
Race State	Finished



Eagle Farm Professional
Race 8: LADBROKES FAST PAYOUTS BENCHMARK 65
Handicap - 1200m
13 August 2025 - 16:40
Track Rating: Soft 5, Weather: Fine, Rail Position: +10m Entire



Section	Overall	1000m	800m	600m	400m	200m							
Section Times	1:10.66 [3] (0:13.87)	0:56.79 [6] (0:11.11)	0:45.68 [6] (0:11.32)	0:34.36 [7] (0:11.49)	0:22.87 [6] (0:10.96)	0:11.91 [6] (0:11.91)							
Average Speed [km/h]	51.7	65.6	63.7	62.3	65.7	60.4							
Top Speed [km/h]	63.9	67.1	66.6	64.4	67.9	63.4							
Avg. Dist. to Rail [m]	1.3	2.3	0.8	1.3	0.9	0.5							
Avg. Stride Freq. [Hz]	2.3	2.4	2.3	2.3	2.4	2.3							
Avg. Stride Length [m]	6.3	7.7	7.8	7.7	7.5	7.3							





Horse/Jockey Name	Rock The Sunrise
Final Rank	4
Fastest Section Time (Section)	0:11.03 (1000m)
Top Speed [km/h] (Section)	67.8 (1000m)
Race State	Finished

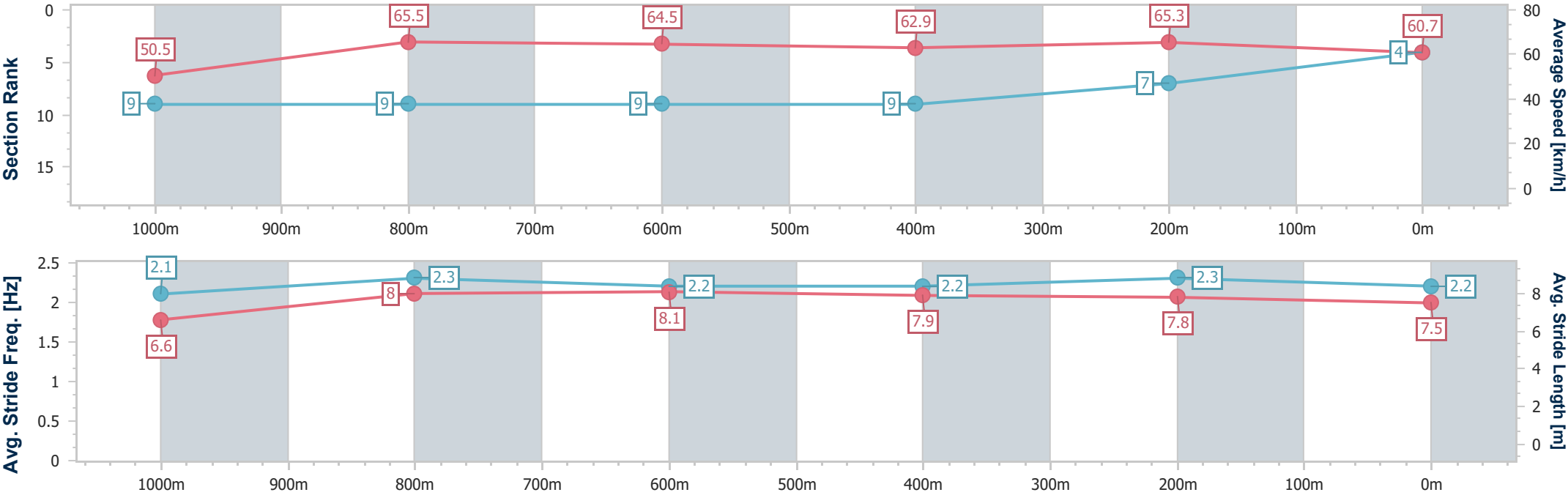


Eagle FarmProfessional
Race 8: LADBROKES FAST PAYOUTS BENCHMARK 65
Handicap - 1200m
13 August 2025 - 16:40
Track Rating: Soft 5, Weather: Fine, Rail Position: +10m Entire



BRISBANE
RACING CLUB

Section	Overall	1000m	800m	600m	400m	200m							
Section Times	1:10.81 [4] (0:14.34)	0:56.47 [9] (0:11.03)	0:45.44 [9] (0:11.12)	0:34.32 [9] (0:11.43)	0:22.89 [9] (0:11.04)	0:11.85 [7] (0:11.85)							
Average Speed [km/h]	50.5	65.5	64.5	62.9	65.3	60.7							
Top Speed [km/h]	63.2	67.8	67.7	64.9	66.7	63.5							
Avg. Dist. to Rail [m]	6.5	0.9	1.2	1.2	5.5	3.7							
Avg. Stride Freq. [Hz]	2.1	2.3	2.2	2.2	2.3	2.2							
Avg. Stride Length [m]	6.6	8.0	8.1	7.9	7.8	7.5							





Horse/Jockey Name	Jenchick Boom
Final Rank	5
Fastest Section Time (Section)	0:10.92 (1000m)
Top Speed [km/h] (Section)	67.2 (1000m)
Race State	Finished



Eagle FarmProfessional
Race 8: LADBROKES FAST PAYOUTS BENCHMARK 65
Handicap - 1200m

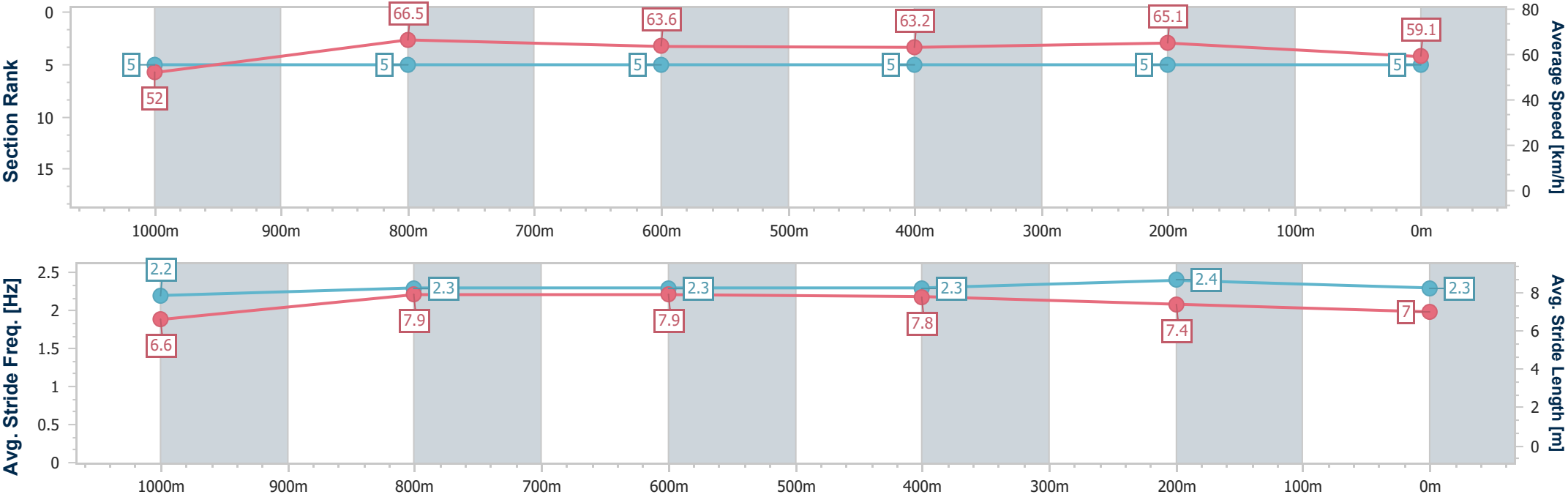
13 August 2025 - 16:40

Track Rating: Soft 5, Weather: Fine, Rail Position: +10m Entire



BRISBANE
RACING CLUB

Section	Overall	1000m	800m	600m	400m	200m								
Section Times	1:10.83 [5] (0:13.86)	0:56.97 [5] (0:10.92)	0:46.05 [5] (0:11.39)	0:34.66 [5] (0:11.46)	0:23.20 [5] (0:11.06)	0:12.14 [5] (0:12.14)								
Average Speed [km/h]	52.0	66.5	63.6	63.2	65.1	59.1								
Top Speed [km/h]	65.0	67.2	66.1	64.3	66.5	63.2								
Avg. Dist. to Rail [m]	1.6	1.8	1.4	0.9	4.8	6.2								
Avg. Stride Freq. [Hz]	2.2	2.3	2.3	2.3	2.4	2.3								
Avg. Stride Length [m]	6.6	7.9	7.9	7.8	7.4	7.0								





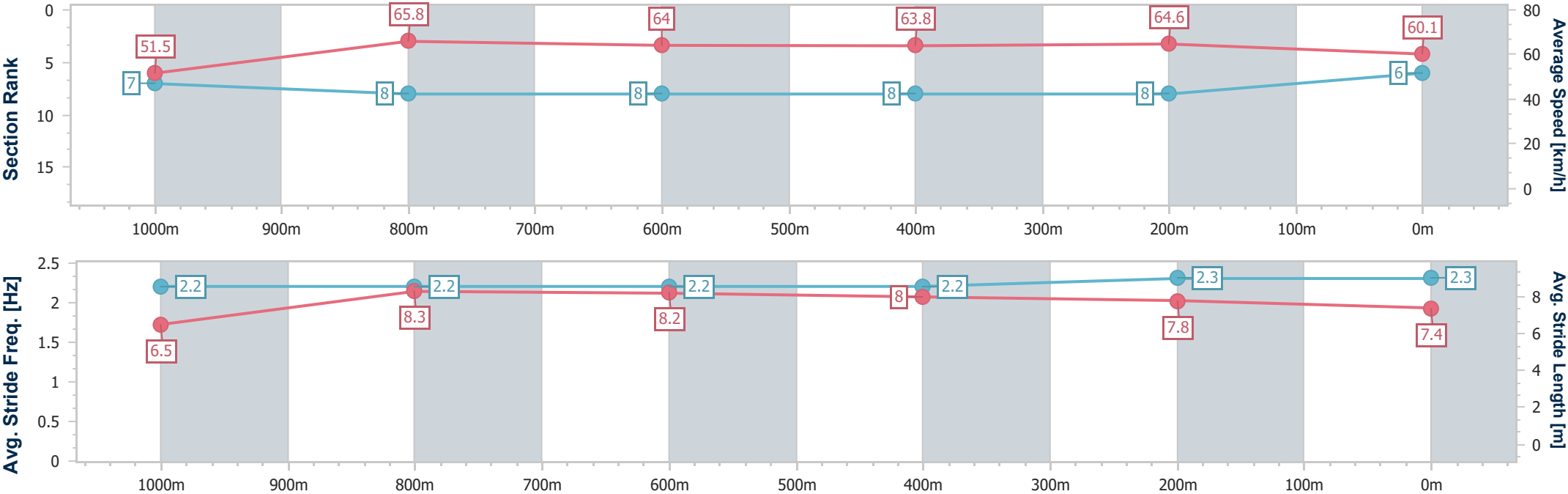
Horse/Jockey Name	Anson Bay
Final Rank	6
Fastest Section Time (Section)	0:11.05 (1000m)
Top Speed [km/h] (Section)	67.4 (1000m)
Race State	Finished



Eagle FarmProfessional
Race 8: LADBROKES FAST PAYOUTS BENCHMARK 65
Handicap - 1200m
13 August 2025 - 16:40
Track Rating: Soft 5, Weather: Fine, Rail Position: +10m Entire



Section	Overall	1000m	800m	600m	400m	200m								
Section Times	1:10.92 [6] (0:14.08)	0:56.84 [7] (0:11.05)	0:45.79 [8] (0:11.33)	0:34.46 [8] (0:11.37)	0:23.09 [8] (0:11.15)	0:11.94 [8] (0:11.94)								
Average Speed [km/h]	51.5	65.8	64.0	63.8	64.6	60.1								
Top Speed [km/h]	63.1	67.4	66.6	65.2	66.0	62.7								
Avg. Dist. to Rail [m]	5.3	2.6	1.7	1.7	7.0	8.8								
Avg. Stride Freq. [Hz]	2.2	2.2	2.2	2.2	2.3	2.3								
Avg. Stride Length [m]	6.5	8.3	8.2	8.0	7.8	7.4								





Horse/Jockey Name	Indaza
Final Rank	7
Fastest Section Time (Section)	0:10.88 (1000m)
Top Speed [km/h] (Section)	69.6 (Overall)
Race State	Finished



Eagle FarmProfessional
Race 8: LADBROKES FAST PAYOUTS BENCHMARK 65
Handicap - 1200m

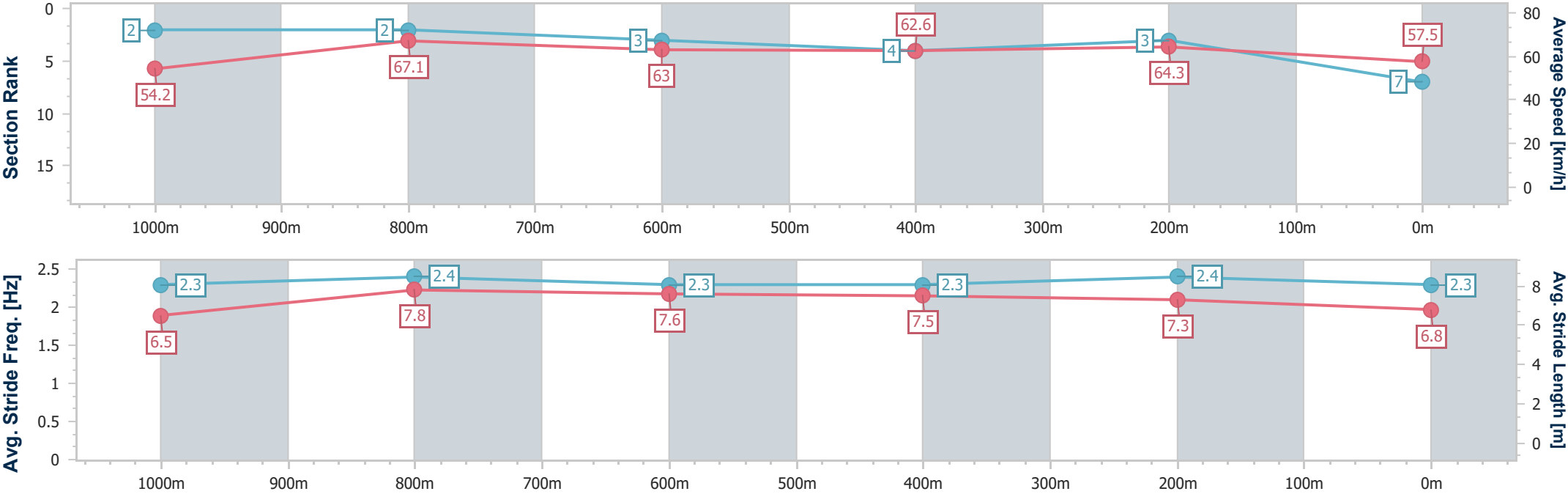
13 August 2025 - 16:40

Track Rating: Soft 5, Weather: Fine, Rail Position: +10m Entire



BRISBANE
RACING CLUB

Section	Overall	1000m	800m	600m	400m	200m							
Section Times	1:11.05 [7] (0:13.38)	0:57.67 [2] (0:10.88)	0:46.79 [2] (0:11.54)	0:35.25 [3] (0:11.53)	0:23.72 [4] (0:11.20)	0:12.52 [3] (0:12.52)							
Average Speed [km/h]	54.2	67.1	63.0	62.6	64.3	57.5							
Top Speed [km/h]	69.6	69.3	66.1	64.3	65.7	62.0							
Avg. Dist. to Rail [m]	4.8	3.3	2.6	0.5	2.9	3.8							
Avg. Stride Freq. [Hz]	2.3	2.4	2.3	2.3	2.4	2.3							
Avg. Stride Length [m]	6.5	7.8	7.6	7.5	7.3	6.8							





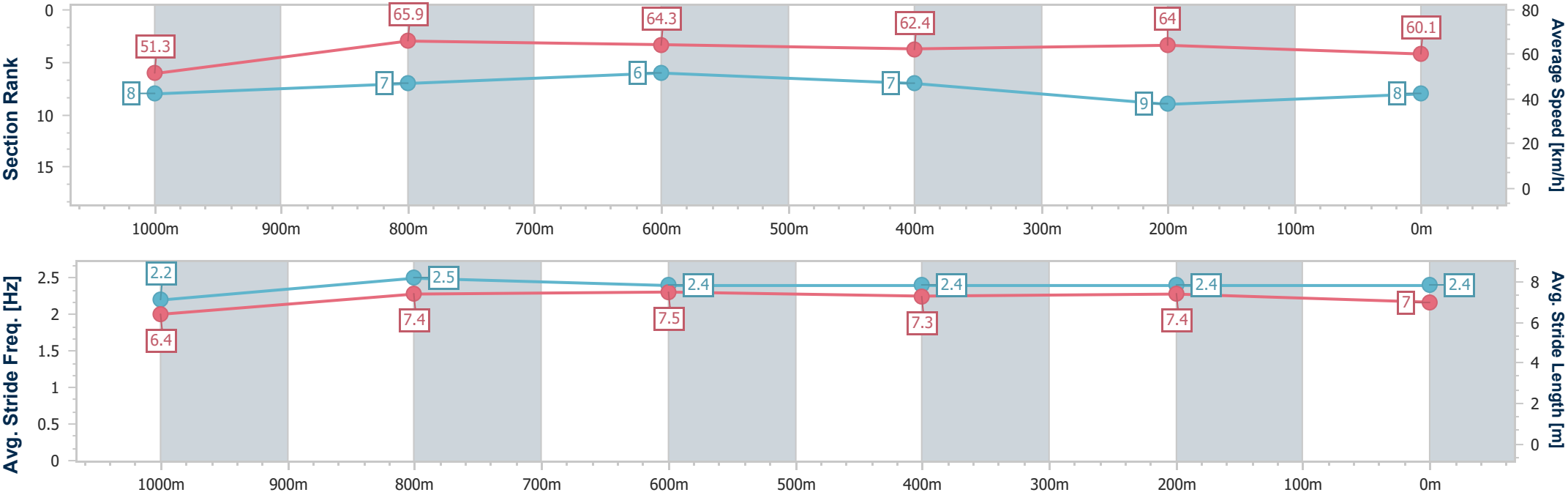
Horse/Jockey Name	Commandment
Final Rank	8
Fastest Section Time (Section)	0:10.98 (1000m)
Top Speed [km/h] (Section)	67.4 (1000m)
Race State	Finished



Eagle FarmProfessional
Race 8: LADBROKES FAST PAYOUTS BENCHMARK 65
Handicap - 1200m
13 August 2025 - 16:40
Track Rating: Soft 5, Weather: Fine, Rail Position: +10m Entire



Section	Overall	1000m	800m	600m	400m	200m							
Section Times	1:11.10 [8] (0:14.08)	0:57.02 [8] (0:10.98)	0:46.04 [7] (0:11.19)	0:34.85 [6] (0:11.58)	0:23.27 [7] (0:11.28)	0:11.99 [9] (0:11.99)							
Average Speed [km/h]	51.3	65.9	64.3	62.4	64.0	60.1							
Top Speed [km/h]	64.5	67.4	66.9	64.1	64.6	62.6							
Avg. Dist. to Rail [m]	2.3	1.1	0.3	0.9	2.8	2.3							
Avg. Stride Freq. [Hz]	2.2	2.5	2.4	2.4	2.4	2.4							
Avg. Stride Length [m]	6.4	7.4	7.5	7.3	7.4	7.0							





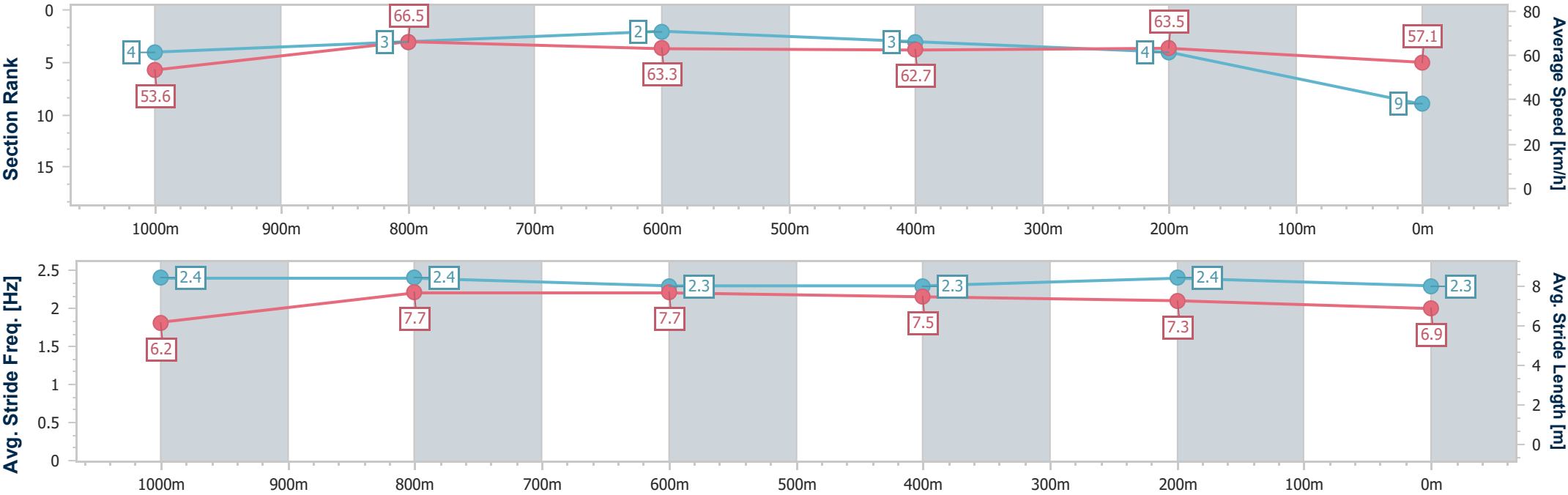
Horse/Jockey Name	Magic Island
Final Rank	9
Fastest Section Time (Section)	0:10.88 (1000m)
Top Speed [km/h] (Section)	68.4 (1000m)
Race State	Finished



Eagle FarmProfessional
Race 8: LADBROKES FAST PAYOUTS BENCHMARK 65
Handicap - 1200m
13 August 2025 - 16:40
Track Rating: Soft 5, Weather: Fine, Rail Position: +10m Entire



Section	Overall	1000m	800m	600m	400m	200m							
Section Times	1:11.25 [9] (0:13.50)	0:57.75 [4] (0:10.88)	0:46.87 [3] (0:11.40)	0:35.47 [2] (0:11.52)	0:23.95 [3] (0:11.34)	0:12.61 [4] (0:12.61)							
Average Speed [km/h]	53.6	66.5	63.3	62.7	63.5	57.1							
Top Speed [km/h]	67.1	68.4	64.6	64.7	65.9	60.9							
Avg. Dist. to Rail [m]	3.6	1.4	0.4	0.9	5.2	6.2							
Avg. Stride Freq. [Hz]	2.4	2.4	2.3	2.3	2.4	2.3							
Avg. Stride Length [m]	6.2	7.7	7.7	7.5	7.3	6.9							





Horse/Jockey Name	Aperitivo
Final Rank	-
Fastest Section Time (Section)	0:12.35 (800m)
Top Speed [km/h] (Section)	60.0 (1000m)
Race State	DidNotFinish



Eagle FarmProfessional
Race 8: LADBROKES FAST PAYOUTS BENCHMARK 65
Handicap - 1200m

13 August 2025 - 16:40

Track Rating: Soft 5, Weather: Fine, Rail Position: +10m Entire



BRISBANE
RACING CLUB

Section	Overall	1000m	800m	600m	400m	200m							
Section Times	0:00.00 [-] (0:14.97)	0:00.00 [10] (0:12.36)	0:00.00 [10] (0:12.35)	0:00.00 [10] (0:12.74)	0:00.00 [10] (0:16.36)	-:--:-							
Average Speed [km/h]	48.6	59.1	58.5	56.2	43.9	--:-							
Top Speed [km/h]	59.8	60.0	59.1	58.4	52.7	--:-							
Avg. Dist. to Rail [m]	7.8	3.5	0.9	1.1	0.2	--:-							
Avg. Stride Freq. [Hz]	2.2	2.3	2.3	2.2	2.1	--:-							
Avg. Stride Length [m]	6.0	7.2	7.2	7.0	5.8	--:-							

