



Rockhampton Professional

Race 1: GREAT NORTHERN QTIS Three-Year-Old Handicap - 1050m

21 August 2025 - 12:30



Track Rating: Soft 5, Weather: Fine, Rail Position: +5m Entire

Section						Overall	1000m	800m	600m	400m	200m	Last 600m		
Field Times						1:00.34 (0:04.45)	0:55.89 (0:11.51)	0:44.38 (0:11.46)	0:32.92 (0:10.69)	0:22.23 (0:10.74)	0:11.49 (0:11.49)	0:32.92		
Rank	TAB	Horse/Jockey	Barrier	Top Speed [km/h]	Fastest Section							Margin	Distance Travelled [m]	
1	4	OUR EAGLE ROCK	3	69.3	0:04.75	1:00.34 [1]	0:55.59 [3]	0:43.99 [3]	0:32.64 [2]	0:21.98 [3]	0:11.35 [3]	1:00.34	0:32.64	
		Nikki Olzard		600m	Overall	(0:04.75)	(0:11.60)	(0:11.35)	(0:10.66)	(0:10.63)	(0:11.35)			
2	2	KRACKACAN	1	68.9	0:04.45	1:00.41 [2]	0:55.96 [1]	0:44.45 [1]	0:32.99 [1]	0:22.30 [1]	0:11.56 [1]	0.42L	0:32.99	+3
		McKenzie Apel		600m	Overall	(0:04.45)	(0:11.51)	(0:11.46)	(0:10.69)	(0:10.74)	(0:11.56)			
3	3	TINKERBELLA	2	69.4	0:04.62	1:00.57 [3]	0:55.95 [2]	0:44.28 [2]	0:32.84 [3]	0:22.26 [2]	0:11.65 [2]	1.35L	0:32.84	+10
		Hannah Richardson		400m	Overall	(0:04.62)	(0:11.67)	(0:11.44)	(0:10.58)	(0:10.61)	(0:11.65)			
4	5	HI FRANK	4	70.1	0:04.79	1:00.82 [4]	0:56.03 [4]	0:44.36 [4]	0:32.97 [4]	0:22.42 [4]	0:11.71 [4]	2.84L	0:32.97	+2
		Sean Cormack		600m	Overall	(0:04.79)	(0:11.67)	(0:11.39)	(0:10.55)	(0:10.71)	(0:11.71)			

Scratched: Stylish Joker (#1), Bungaribee Rain (#6)



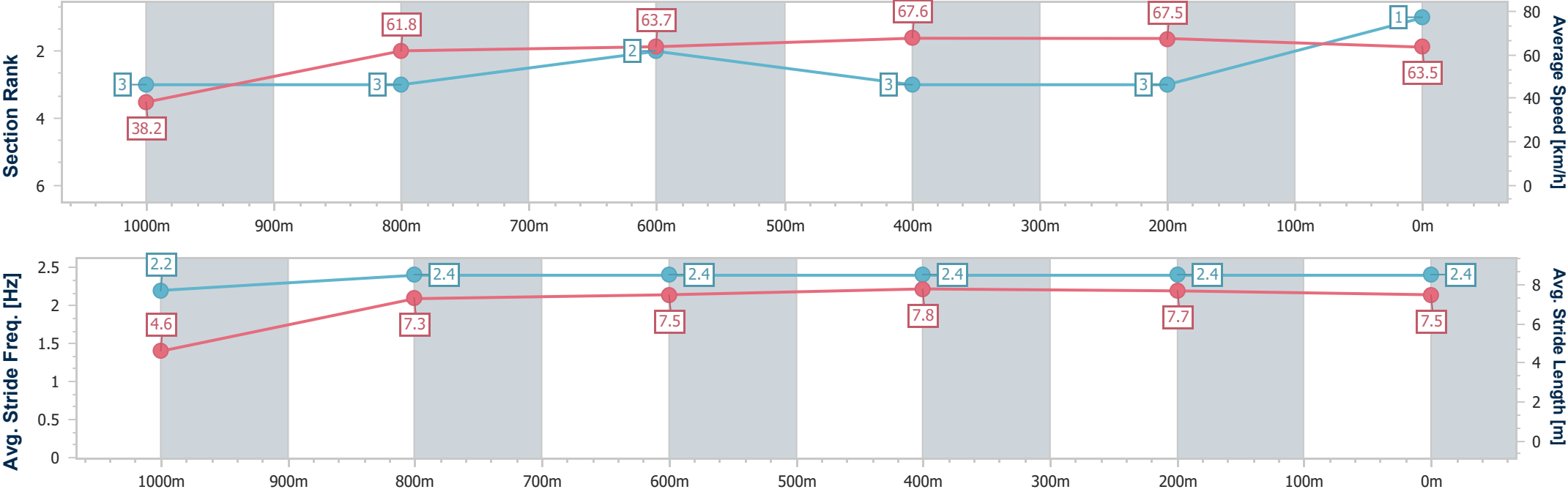
Horse/Jockey Name	Our Eagle Rock
Final Rank	1
Fastest Section Time (Section)	0:04.75 (Overall)
Top Speed [km/h] (Section)	69.3 (600m)
Race State	Finished



RockhamptonProfessional
Race 1: GREAT NORTHERN QTIS Three-Year-Old Handicap - 1050m
21 August 2025 - 12:30
Track Rating: Soft 5, Weather: Fine, Rail Position: +5m Entire



Section	Overall	1000m	800m	600m	400m	200m								
Section Times	1:00.34 [1] (0:04.75)	0:55.59 [3] (0:11.60)	0:43.99 [3] (0:11.35)	0:32.64 [2] (0:10.66)	0:21.98 [3] (0:10.63)	0:11.35 [3] (0:11.35)								
Average Speed [km/h]	38.2	61.8	63.7	67.6	67.5	63.5								
Top Speed [km/h]	52.1	65.0	65.4	69.3	69.3	67.6								
Avg. Dist. to Rail [m]	2.5	0.9	1.1	1.9	0.5	1.4								
Avg. Stride Freq. [Hz]	2.2	2.4	2.4	2.4	2.4	2.4								
Avg. Stride Length [m]	4.6	7.3	7.5	7.8	7.7	7.5								





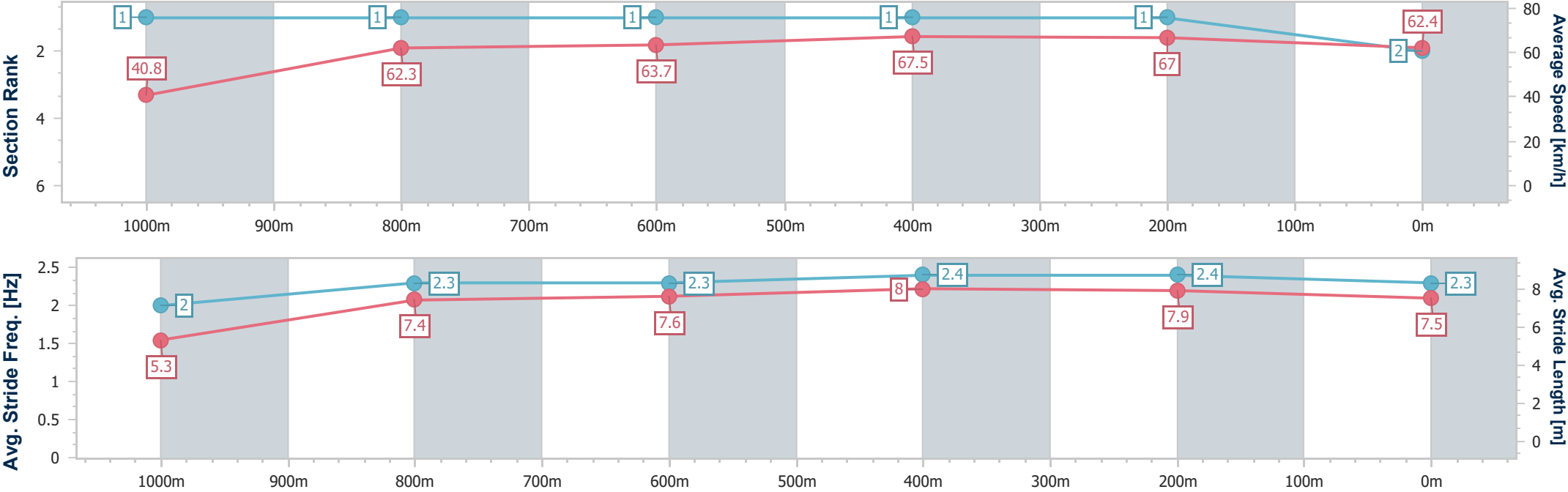
Horse/Jockey Name	Krackacan
Final Rank	2
Fastest Section Time (Section)	0:04.45 (Overall)
Top Speed [km/h] (Section)	68.9 (600m)
Race State	Finished



RockhamptonProfessional
Race 1: GREAT NORTHERN QTIS Three-Year-Old Handicap - 1050m
21 August 2025 - 12:30
Track Rating: Soft 5, Weather: Fine, Rail Position: +5m Entire



Section	Overall	1000m	800m	600m	400m	200m								
Section Times	1:00.41 [2] (0:04.45)	0:55.96 [1] (0:11.51)	0:44.45 [1] (0:11.46)	0:32.99 [1] (0:10.69)	0:22.30 [1] (0:10.74)	0:11.56 [1] (0:11.56)								
Average Speed [km/h]	40.8	62.3	63.7	67.5	67.0	62.4								
Top Speed [km/h]	56.3	64.2	66.0	68.9	68.4	64.6								
Avg. Dist. to Rail [m]	0.7	0.7	1.7	1.8	1.3	0.8								
Avg. Stride Freq. [Hz]	2.0	2.3	2.3	2.4	2.4	2.3								
Avg. Stride Length [m]	5.3	7.4	7.6	8.0	7.9	7.5								





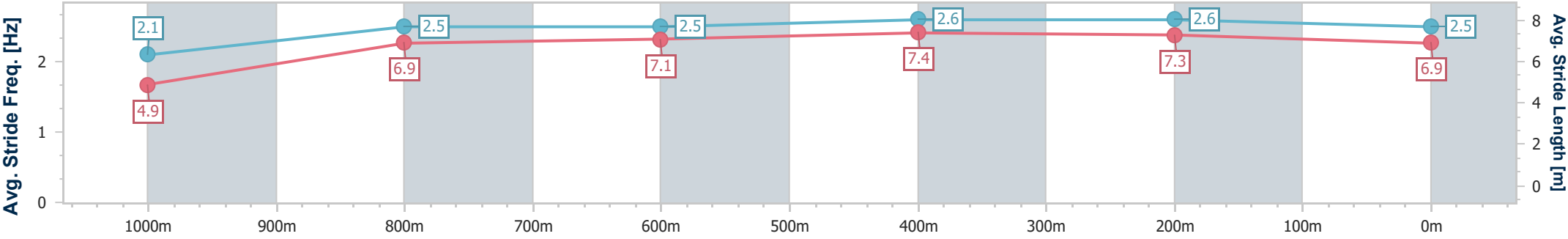
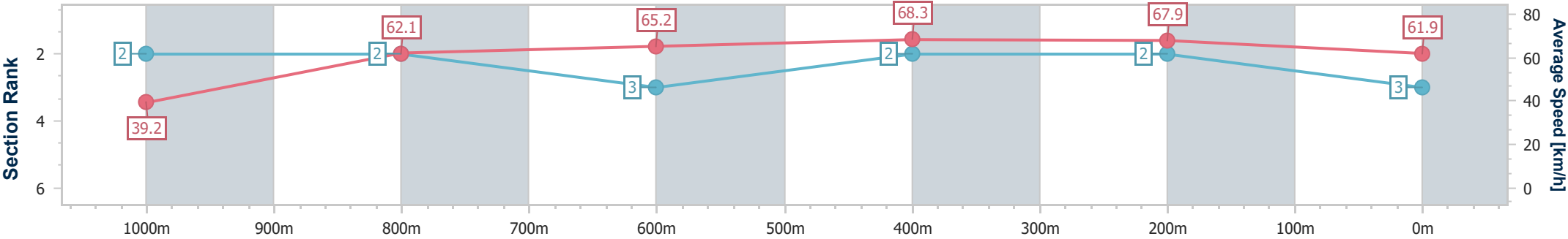
Horse/Jockey Name	Tinkerbella
Final Rank	3
Fastest Section Time (Section)	0:04.62 (Overall)
Top Speed [km/h] (Section)	69.4 (400m)
Race State	Finished



RockhamptonProfessional
Race 1: GREAT NORTHERN QTIS Three-Year-Old Handicap - 1050m
21 August 2025 - 12:30
Track Rating: Soft 5, Weather: Fine, Rail Position: +5m Entire



Section	Overall	1000m	800m	600m	400m	200m								
Section Times	1:00.57 [3] (0:04.62)	0:55.95 [2] (0:11.67)	0:44.28 [2] (0:11.44)	0:32.84 [3] (0:10.58)	0:22.26 [2] (0:10.61)	0:11.65 [2] (0:11.65)								
Average Speed [km/h]	39.2	62.1	65.2	68.3	67.9	61.9								
Top Speed [km/h]	54.6	64.8	67.3	69.1	69.4	65.6								
Avg. Dist. to Rail [m]	1.6	1.2	4.3	3.1	2.8	5.7								
Avg. Stride Freq. [Hz]	2.1	2.5	2.5	2.6	2.6	2.5								
Avg. Stride Length [m]	4.9	6.9	7.1	7.4	7.3	6.9								





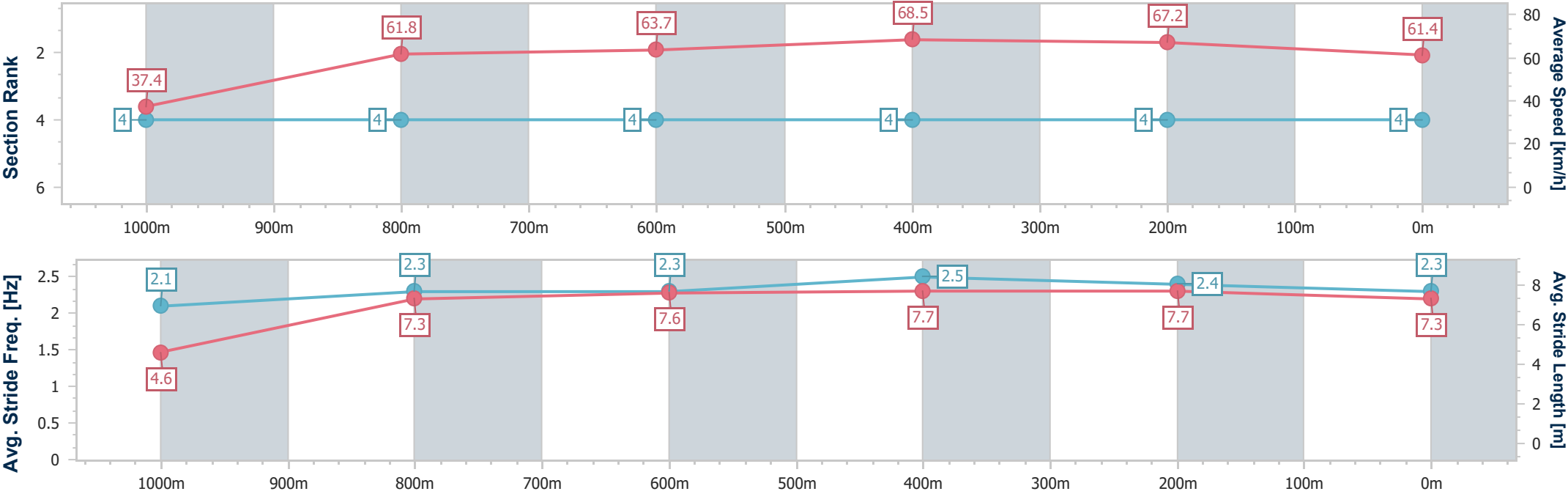
Horse/Jockey Name	Hi Frank
Final Rank	4
Fastest Section Time (Section)	0:04.79 (Overall)
Top Speed [km/h] (Section)	70.1 (600m)
Race State	Finished



RockhamptonProfessional
Race 1: GREAT NORTHERN QTIS Three-Year-Old Handicap - 1050m
21 August 2025 - 12:30
Track Rating: Soft 5, Weather: Fine, Rail Position: +5m Entire



Section	Overall	1000m	800m	600m	400m	200m								
Section Times	1:00.82 [4] (0:04.79)	0:56.03 [4] (0:11.67)	0:44.36 [4] (0:11.39)	0:32.97 [4] (0:10.55)	0:22.42 [4] (0:10.71)	0:11.71 [4] (0:11.71)								
Average Speed [km/h]	37.4	61.8	63.7	68.5	67.2	61.4								
Top Speed [km/h]	54.1	64.3	65.8	70.1	69.2	65.5								
Avg. Dist. to Rail [m]	3.4	0.7	1.2	4.4	4.6	8.7								
Avg. Stride Freq. [Hz]	2.1	2.3	2.3	2.5	2.4	2.3								
Avg. Stride Length [m]	4.6	7.3	7.6	7.7	7.7	7.3								





Rockhampton Professional
Race 2: TAB BENCHMARK 60 Handicap - 1050m
21 August 2025 - 13:05



Track Rating: Soft 5, Weather: Fine, Rail Position: +5m Entire

Section						Overall	1000m	800m	600m	400m	200m			Last 600m
Field Times						0:59.66 (0:04.52)	0:55.14 (0:11.38)	0:43.76 (0:11.07)	0:32.69 (0:10.68)	0:22.01 (0:10.59)	0:11.42 (0:11.42)			0:32.69
Rank	TAB	Horse/Jockey	Barrier	Top Speed [km/h]	Fastest Section							Margin	Distance Travelled [m]	
1	2	DEVIL DEVIL	1	70.5	0:04.76	0:59.66 [1]	0:54.90 [4]	0:43.30 [4]	0:32.29 [4]	0:21.74 [4]	0:11.33 [2]	0:59.66	0:32.29	
		Ryan Wiggins		400m	Overall	(0:04.76)	(0:11.60)	(0:11.01)	(0:10.55)	(0:10.41)	(0:11.33)			
2	4	RIDEAU	4	69.5	0:04.52	0:59.74 [2]	0:55.22 [1]	0:43.84 [1]	0:32.77 [1]	0:22.09 [1]	0:11.50 [1]	0.45L	0:32.77	+0
		Justin Huxtable		400m	Overall	(0:04.52)	(0:11.38)	(0:11.07)	(0:10.68)	(0:10.59)	(0:11.50)			
3	1	PRETTY SLICK	2	69.2	0:04.62	1:00.10 [3]	0:55.48 [3]	0:44.03 [3]	0:32.91 [3]	0:22.29 [3]	0:11.61 [3]	2.62L	0:32.91	+0
		Ashley Butler		400m	Overall	(0:04.62)	(0:11.45)	(0:11.12)	(0:10.62)	(0:10.68)	(0:11.61)			
4	3	BOLD AND SMOOTH	6	69.0	0:04.55	1:00.13 [4]	0:55.58 [2]	0:44.12 [2]	0:32.98 [2]	0:22.33 [2]	0:11.54 [4]	2.77L	0:32.98	+5
		Leah Martyn		600m	Overall	(0:04.55)	(0:11.46)	(0:11.14)	(0:10.65)	(0:10.79)	(0:11.54)			
5	5	ANDIRON	3	69.7	0:05.01	1:00.56 [5]	0:55.55 [6]	0:43.82 [6]	0:32.68 [6]	0:22.20 [5]	0:11.70 [5]	5.28L	0:32.68	+1
		McKenzie Apel		400m	Overall	(0:05.01)	(0:11.73)	(0:11.14)	(0:10.48)	(0:10.50)	(0:11.70)			
6	6	ZUFASTA	5	69.4	0:04.80	1:01.21 [6]	0:56.41 [5]	0:44.56 [5]	0:33.40 [5]	0:22.82 [6]	0:11.92 [6]	9.15L	0:33.40	+3
		Raul Silvera Olivera		600m	Overall	(0:04.80)	(0:11.85)	(0:11.16)	(0:10.58)	(0:10.90)	(0:11.92)			

Scratched: Rumi Star (#7)



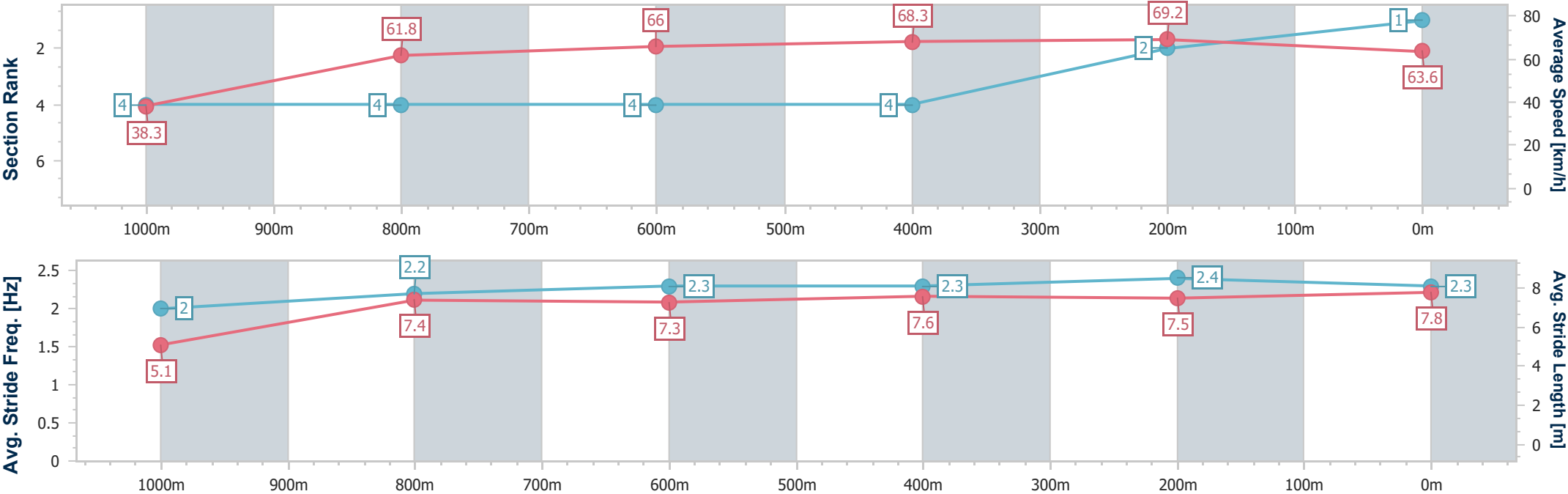
Horse/Jockey Name	Devil Devil
Final Rank	1
Fastest Section Time (Section)	0:04.76 (Overall)
Top Speed [km/h] (Section)	70.5 (400m)
Race State	Finished



RockhamptonProfessional
Race 2: TAB BENCHMARK 60 Handicap - 1050m
21 August 2025 - 13:05
Track Rating: Soft 5, Weather: Fine, Rail Position: +5m Entire



Section	Overall	1000m	800m	600m	400m	200m								
Section Times	0:59.66 [1] (0:04.76)	0:54.90 [4] (0:11.60)	0:43.30 [4] (0:11.01)	0:32.29 [4] (0:10.55)	0:21.74 [4] (0:10.41)	0:11.33 [2] (0:11.33)								
Average Speed [km/h]	38.3	61.8	66.0	68.3	69.2	63.6								
Top Speed [km/h]	54.3	65.5	66.6	69.7	70.5	66.9								
Avg. Dist. to Rail [m]	0.6	0.9	1.4	3.3	4.5	3.9								
Avg. Stride Freq. [Hz]	2.0	2.2	2.3	2.3	2.4	2.3								
Avg. Stride Length [m]	5.1	7.4	7.3	7.6	7.5	7.8								





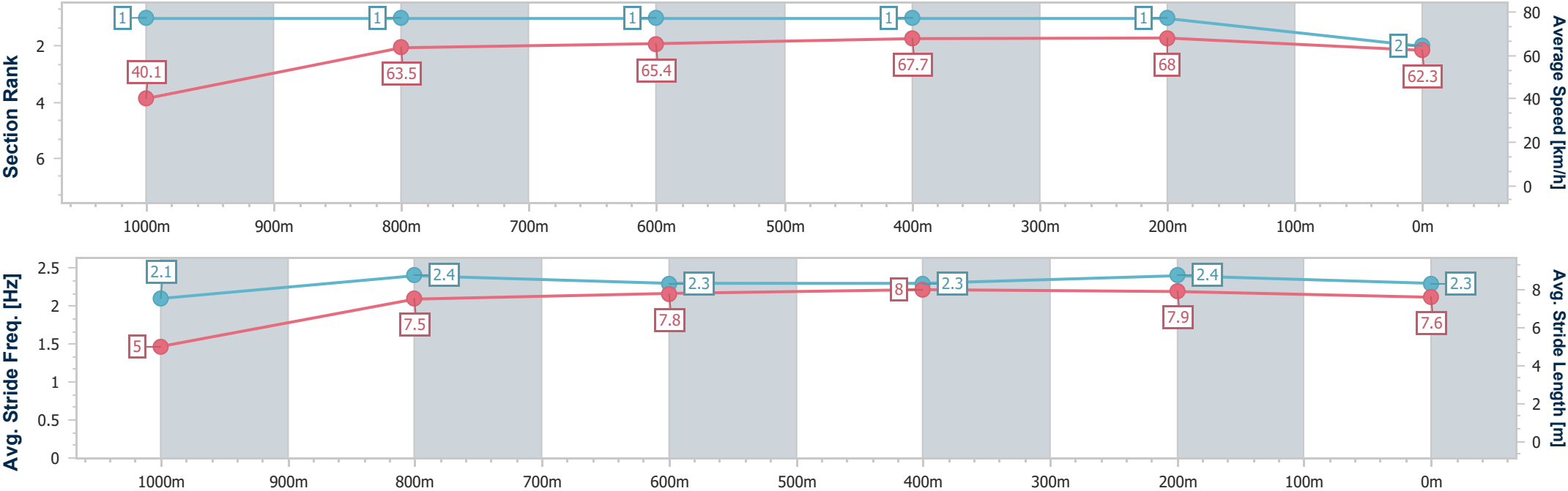
Horse/Jockey Name	Rideau
Final Rank	2
Fastest Section Time (Section)	0:04.52 (Overall)
Top Speed [km/h] (Section)	69.5 (400m)
Race State	Finished



RockhamptonProfessional
Race 2: TAB BENCHMARK 60 Handicap - 1050m
21 August 2025 - 13:05
Track Rating: Soft 5, Weather: Fine, Rail Position: +5m Entire



Section	Overall	1000m	800m	600m	400m	200m								
Section Times	0:59.74 [2] (0:04.52)	0:55.22 [1] (0:11.38)	0:43.84 [1] (0:11.07)	0:32.77 [1] (0:10.68)	0:22.09 [1] (0:10.59)	0:11.50 [1] (0:11.50)								
Average Speed [km/h]	40.1	63.5	65.4	67.7	68.0	62.3								
Top Speed [km/h]	55.7	66.1	66.6	68.9	69.5	65.9								
Avg. Dist. to Rail [m]	2.9	0.4	1.0	2.4	2.0	1.7								
Avg. Stride Freq. [Hz]	2.1	2.4	2.3	2.3	2.4	2.3								
Avg. Stride Length [m]	5.0	7.5	7.8	8.0	7.9	7.6								





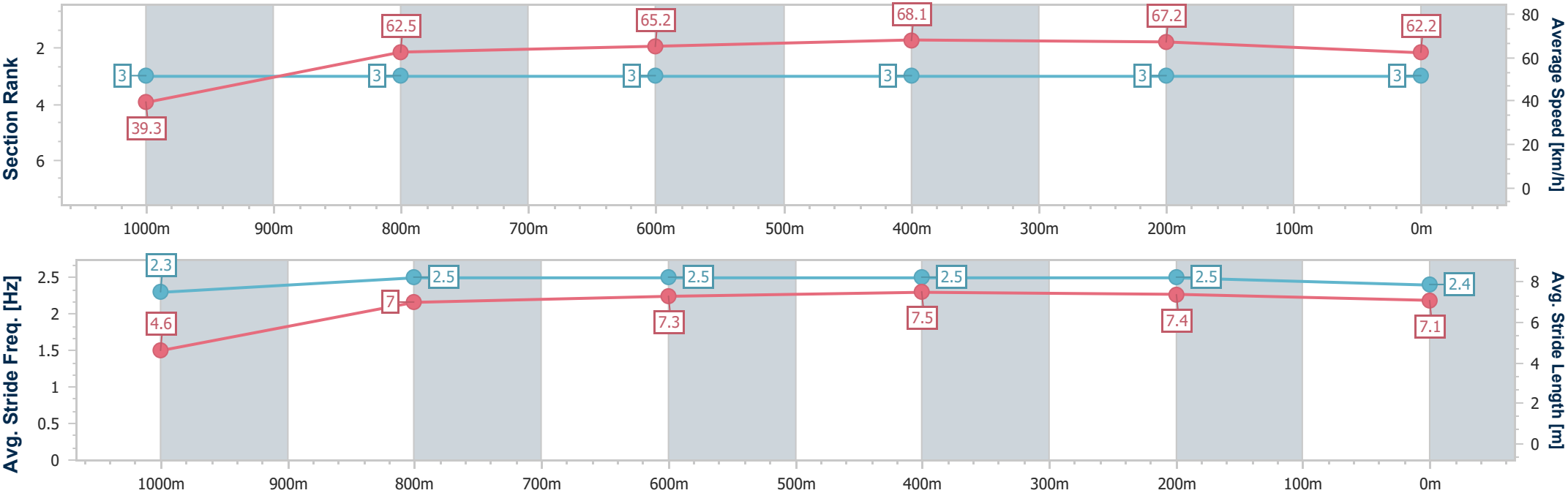
Horse/Jockey Name	Pretty Slick
Final Rank	3
Fastest Section Time (Section)	0:04.62 (Overall)
Top Speed [km/h] (Section)	69.2 (400m)
Race State	Finished



RockhamptonProfessional
Race 2: TAB BENCHMARK 60 Handicap - 1050m
21 August 2025 - 13:05
Track Rating: Soft 5, Weather: Fine, Rail Position: +5m Entire



Section	Overall	1000m	800m	600m	400m	200m							
Section Times	1:00.10 [3] (0:04.62)	0:55.48 [3] (0:11.45)	0:44.03 [3] (0:11.12)	0:32.91 [3] (0:10.62)	0:22.29 [3] (0:10.68)	0:11.61 [3] (0:11.61)							
Average Speed [km/h]	39.3	62.5	65.2	68.1	67.2	62.2							
Top Speed [km/h]	55.3	65.0	66.5	69.2	69.2	65.6							
Avg. Dist. to Rail [m]	0.9	0.9	1.5	2.8	2.9	3.3							
Avg. Stride Freq. [Hz]	2.3	2.5	2.5	2.5	2.5	2.4							
Avg. Stride Length [m]	4.6	7.0	7.3	7.5	7.4	7.1							





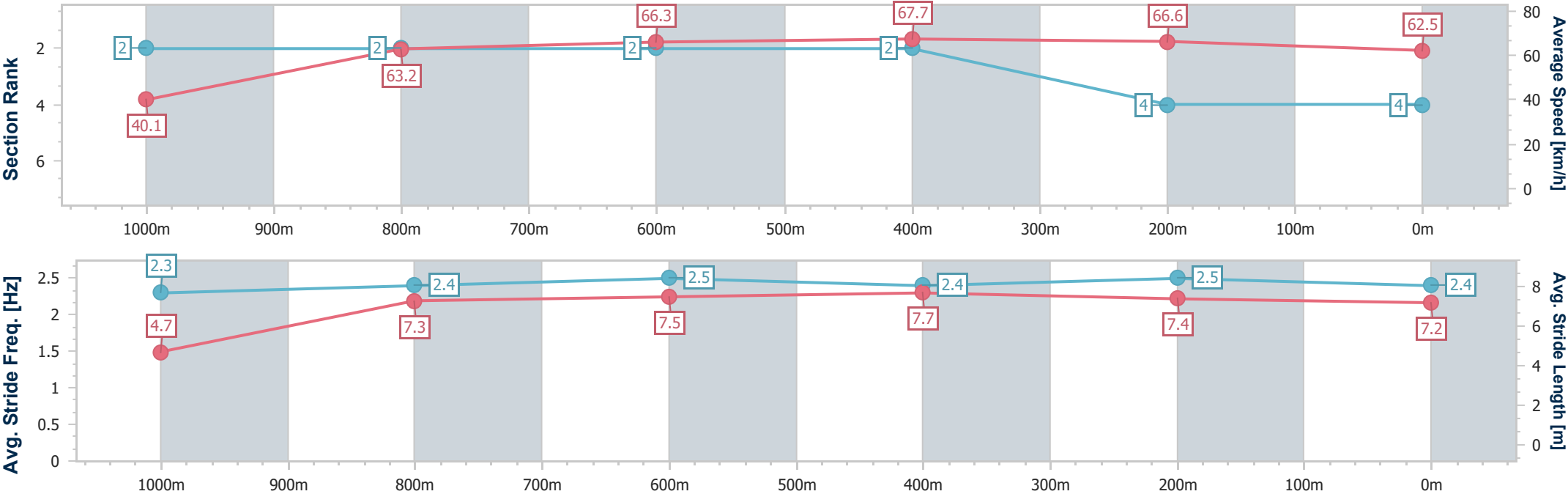
Horse/Jockey Name	Bold And Smooth
Final Rank	4
Fastest Section Time (Section)	0:04.55 (Overall)
Top Speed [km/h] (Section)	69.0 (600m)
Race State	Finished



RockhamptonProfessional
Race 2: TAB BENCHMARK 60 Handicap - 1050m
21 August 2025 - 13:05
Track Rating: Soft 5, Weather: Fine, Rail Position: +5m Entire



Section	Overall	1000m	800m	600m	400m	200m								
Section Times	1:00.13 [4] (0:04.55)	0:55.58 [2] (0:11.46)	0:44.12 [2] (0:11.14)	0:32.98 [2] (0:10.65)	0:22.33 [2] (0:10.79)	0:11.54 [4] (0:11.54)								
Average Speed [km/h]	40.1	63.2	66.3	67.7	66.6	62.5								
Top Speed [km/h]	56.6	66.7	67.4	69.0	68.6	64.8								
Avg. Dist. to Rail [m]	5.3	1.3	3.2	3.7	4.0	4.5								
Avg. Stride Freq. [Hz]	2.3	2.4	2.5	2.4	2.5	2.4								
Avg. Stride Length [m]	4.7	7.3	7.5	7.7	7.4	7.2								





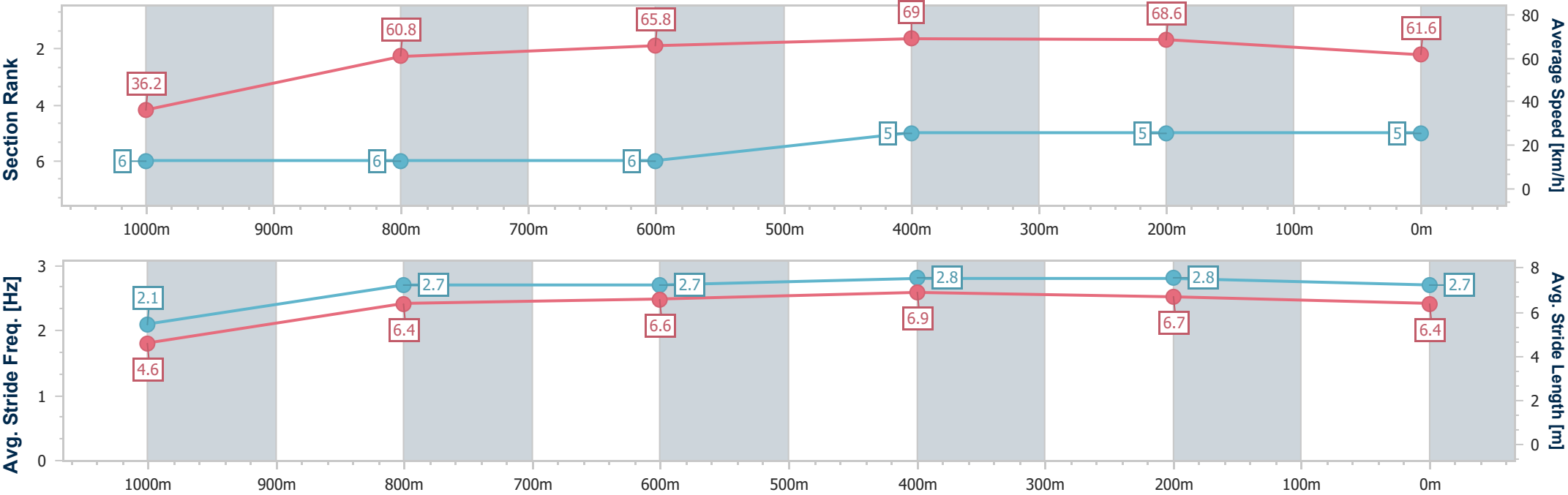
Horse/Jockey Name	Andiron
Final Rank	5
Fastest Section Time (Section)	0:05.01 (Overall)
Top Speed [km/h] (Section)	69.7 (400m)
Race State	Finished



RockhamptonProfessional
Race 2: TAB BENCHMARK 60 Handicap - 1050m
21 August 2025 - 13:05
Track Rating: Soft 5, Weather: Fine, Rail Position: +5m Entire



Section	Overall	1000m	800m	600m	400m	200m							
Section Times	1:00.56 [5] (0:05.01)	0:55.55 [6] (0:11.73)	0:43.82 [6] (0:11.14)	0:32.68 [6] (0:10.48)	0:22.20 [5] (0:10.50)	0:11.70 [5] (0:11.70)							
Average Speed [km/h]	36.2	60.8	65.8	69.0	68.6	61.6							
Top Speed [km/h]	53.1	63.8	67.2	69.5	69.7	66.3							
Avg. Dist. to Rail [m]	2.1	0.9	2.3	3.7	5.0	5.3							
Avg. Stride Freq. [Hz]	2.1	2.7	2.7	2.8	2.8	2.7							
Avg. Stride Length [m]	4.6	6.4	6.6	6.9	6.7	6.4							





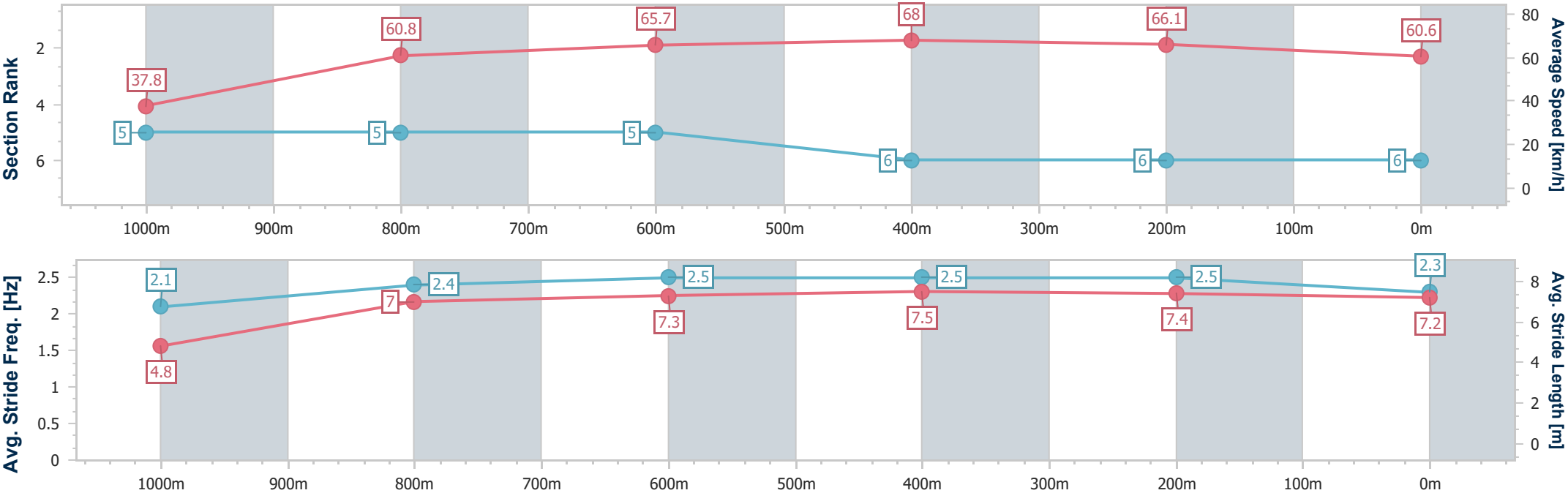
Horse/Jockey Name	Zufasta
Final Rank	6
Fastest Section Time (Section)	0:04.80 (Overall)
Top Speed [km/h] (Section)	69.4 (600m)
Race State	Finished



RockhamptonProfessional
Race 2: TAB BENCHMARK 60 Handicap - 1050m
21 August 2025 - 13:05
Track Rating: Soft 5, Weather: Fine, Rail Position: +5m Entire



Section	Overall	1000m	800m	600m	400m	200m								
Section Times	1:01.21 [6] (0:04.80)	0:56.41 [5] (0:11.85)	0:44.56 [5] (0:11.16)	0:33.40 [5] (0:10.58)	0:22.82 [6] (0:10.90)	0:11.92 [6] (0:11.92)								
Average Speed [km/h]	37.8	60.8	65.7	68.0	66.1	60.6								
Top Speed [km/h]	53.4	64.0	66.9	69.4	68.8	64.0								
Avg. Dist. to Rail [m]	4.0	0.5	2.5	4.9	6.4	4.1								
Avg. Stride Freq. [Hz]	2.1	2.4	2.5	2.5	2.5	2.3								
Avg. Stride Length [m]	4.8	7.0	7.3	7.5	7.4	7.2								





Rockhampton Professional
Race 3: GET YOUR CAULFIELD CUP TICKETS BENCHMARK 65
Handicap - 1600m
21 August 2025 - 13:40



Track Rating: Soft 5, Weather: Fine, Rail Position: +5m Entire

Section						Overall	1400m	1200m	1000m	800m	600m	400m	Last 600m		
Field Times						1:35.34 (0:13.46)	1:21.88 (0:11.42)	1:10.46 (0:11.87)	0:58.59 (0:12.10)	0:46.49 (0:12.02)	0:34.47 (0:11.46)	0:23.01 (0:11.13)	0:34.47		
Rank	TAB	Horse/Jockey	Barrier	Top Speed [km/h]	Fastest Section										Distance Travelled [m]
1	6	BOOM BOOM BELLA	1	66.9	0:11.11	1:35.34 [1]	1:21.77 [3]	1:10.10 [4]	0:58.11 [4]	0:45.97 [4]	0:34.00 [4]	0:22.86 [4]	0:34.00		
		Leah Martyn		400m	400m	(0:13.57)	(0:11.67)	(0:11.99)	(0:12.14)	(0:11.97)	(0:11.14)	(0:11.11)			
2	4	GENERAL WOLFFE	3	65.4	0:11.13	1:35.77 [2]	1:21.89 [7]	1:10.12 [6]	0:58.27 [7]	0:46.12 [6]	0:34.33 [6]	0:23.11 [5]	0:34.33 +5		
		Raul Silvera Olivera		400m	400m	(0:13.88)	(0:11.77)	(0:11.85)	(0:12.15)	(0:11.79)	(0:11.22)	(0:11.13)			
3	2	PREPOTENT	7	66.6	0:11.07	1:35.77 [3]	1:22.22 [2]	1:10.62 [3]	0:58.66 [3]	0:46.55 [3]	0:34.54 [3]	0:23.38 [3]	0:34.54 +8		
		Ryan Wiggins		400m	400m	(0:13.55)	(0:11.60)	(0:11.96)	(0:12.11)	(0:12.01)	(0:11.16)	(0:11.07)			
4	1	ZHUANG SHI	4	66.5	0:11.02	1:35.84 [4]	1:22.19 [4]	1:10.43 [5]	0:58.50 [5]	0:46.32 [5]	0:34.50 [5]	0:23.48 [2]	0:34.50 +10		
		Sean Cormack		600m	600m	(0:13.65)	(0:11.76)	(0:11.93)	(0:12.18)	(0:11.82)	(0:11.02)	(0:11.21)			
5	7	ALL BUSINESS	2	66.2	0:11.34	1:36.14 [5]	1:22.68 [1]	1:11.26 [1]	0:59.39 [1]	0:47.29 [1]	0:35.27 [1]	0:23.81 [1]	0:35.27 +4		
		Tahlia Fenlon		1400m	400m	(0:13.46)	(0:11.42)	(0:11.87)	(0:12.10)	(0:12.02)	(0:11.46)	(0:11.34)			
6	3	MOOTESSA	6	65.9	0:11.10	1:36.18 [6]	1:22.43 [6]	1:10.51 [7]	0:58.70 [6]	0:46.41 [7]	0:34.52 [7]	0:23.42 [7]	0:34.52 +11		
		Jade Metcalfe		600m	600m	(0:13.75)	(0:11.92)	(0:11.81)	(0:12.29)	(0:11.89)	(0:11.10)	(0:11.25)			
7	8	CITIROC	5	65.0	0:11.27	1:38.31 [7]	1:24.56 [5]	1:13.29 [2]	1:01.38 [2]	0:49.26 [2]	0:37.28 [2]	0:25.57 [6]	0:37.28 +5		
		Adam Sewell		1400m	1400m	(0:13.75)	(0:11.27)	(0:11.91)	(0:12.12)	(0:11.98)	(0:11.71)	(0:11.99)			

Scratched: Out Of Luck (#5)



Rockhampton Professional
Race 3: GET YOUR CAULFIELD CUP TICKETS BENCHMARK 65
Handicap - 1600m
21 August 2025 - 13:40



Track Rating: Soft 5, Weather: Fine, Rail Position: +5m Entire

Section						200m			Last 600m
Field Times						0:11.88 (0:11.88)			0:34.47
Rank	TAB	Horse/Jockey	Barrier	Top Speed [km/h]	Fastest Section	Margin		Distance Travelled [m]	
1	6	BOOM BOOM BELLA	1	66.9	0:11.11	0:11.75 [3]	1:35.34	0:34.00	
		Leah Martyn		400m	400m	(0:11.75)			
2	4	GENERAL WOLFFE	3	65.4	0:11.13	0:11.98 [5]	2.54L	0:34.33	+5
		Raul Silvera Olivera		400m	400m	(0:11.98)			
3	2	PREPOTENT	7	66.6	0:11.07	0:12.31 [1]	2.54L	0:34.54	+8
		Ryan Wiggins		400m	400m	(0:12.31)			
4	1	ZHUANG SHI	4	66.5	0:11.02	0:12.27 [2]	2.94L	0:34.50	+10
		Sean Cormack		600m	600m	(0:12.27)			
5	7	ALL BUSINESS	2	66.2	0:11.34	0:12.47 [4]	4.72L	0:35.27	+4
		Tahlia Fenlon		1400m	400m	(0:12.47)			
6	3	MOOTESSA	6	65.9	0:11.10	0:12.17 [6]	4.94L	0:34.52	+11
		Jade Metcalfe		600m	600m	(0:12.17)			
7	8	CITIROC	5	65.0	0:11.27	0:13.58 [7]	17.47L	0:37.28	+5
		Adam Sewell		1400m	1400m	(0:13.58)			

Scratched: Out Of Luck (#5)



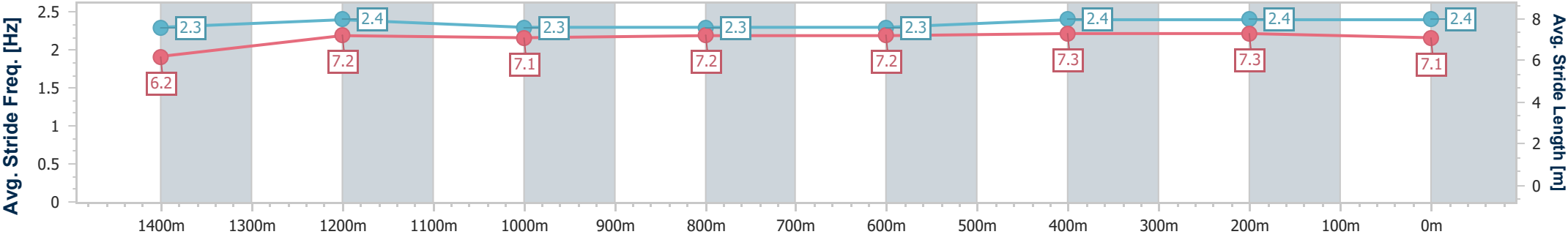
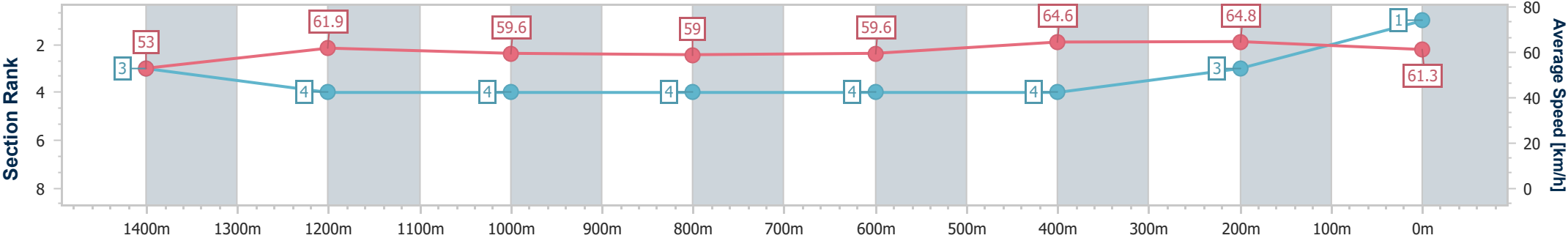
Horse/Jockey Name	Boom Boom Bella
Final Rank	1
Fastest Section Time (Section)	0:11.11 (400m)
Top Speed [km/h] (Section)	66.9 (400m)
Race State	Finished



RockhamptonProfessional
Race 3: GET YOUR CAULFIELD CUP TICKETS BENCHMARK
65 Handicap - 1600m
21 August 2025 - 13:40
Track Rating: Soft 5, Weather: Fine, Rail Position: +5m Entire



Section	Overall	1400m	1200m	1000m	800m	600m	400m	200m					
Section Times	1:35.34 [1] (0:13.57)	1:21.77 [3] (0:11.67)	1:10.10 [4] (0:11.99)	0:58.11 [4] (0:12.14)	0:45.97 [4] (0:11.97)	0:34.00 [4] (0:11.14)	0:22.86 [4] (0:11.11)	0:11.75 [3] (0:11.75)					
Average Speed [km/h]	53.0	61.9	59.6	59.0	59.6	64.6	64.8	61.3					
Top Speed [km/h]	62.4	62.6	62.7	60.4	62.9	66.0	66.9	63.0					
Avg. Dist. to Rail [m]	0.9	1.0	0.8	1.0	0.8	1.5	1.4	1.1					
Avg. Stride Freq. [Hz]	2.3	2.4	2.3	2.3	2.3	2.4	2.4	2.4					
Avg. Stride Length [m]	6.2	7.2	7.1	7.2	7.2	7.3	7.3	7.1					





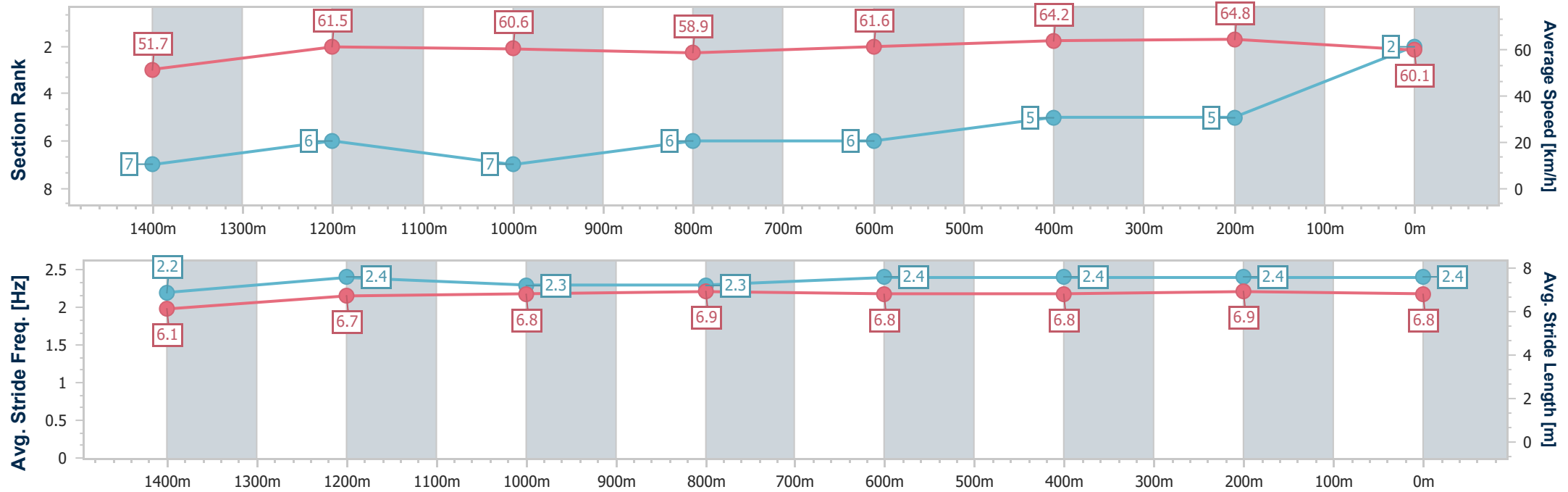
Horse/Jockey Name	General Wolffe
Final Rank	2
Fastest Section Time (Section)	0:11.13 (400m)
Top Speed [km/h] (Section)	65.4 (400m)
Race State	Finished



RockhamptonProfessional
Race 3: GET YOUR CAULFIELD CUP TICKETS BENCHMARK
65 Handicap - 1600m
21 August 2025 - 13:40
Track Rating: Soft 5, Weather: Fine, Rail Position: +5m Entire



Section	Overall	1400m	1200m	1000m	800m	600m	400m	200m					
Section Times	1:35.77 [2] (0:13.88)	1:21.89 [7] (0:11.77)	1:10.12 [6] (0:11.85)	0:58.27 [7] (0:12.15)	0:46.12 [6] (0:11.79)	0:34.33 [6] (0:11.22)	0:23.11 [5] (0:11.13)	0:11.98 [5] (0:11.98)					
Average Speed [km/h]	51.7	61.5	60.6	58.9	61.6	64.2	64.8	60.1					
Top Speed [km/h]	62.3	62.9	61.9	60.5	62.6	65.4	65.4	63.4					
Avg. Dist. to Rail [m]	0.8	0.5	0.7	1.0	1.3	4.3	6.2	8.1					
Avg. Stride Freq. [Hz]	2.2	2.4	2.3	2.3	2.4	2.4	2.4	2.4					
Avg. Stride Length [m]	6.1	6.7	6.8	6.9	6.8	6.8	6.9	6.8					



- [] Ranking at each section and finish
- .-.- No data available at this section
- NA No data available



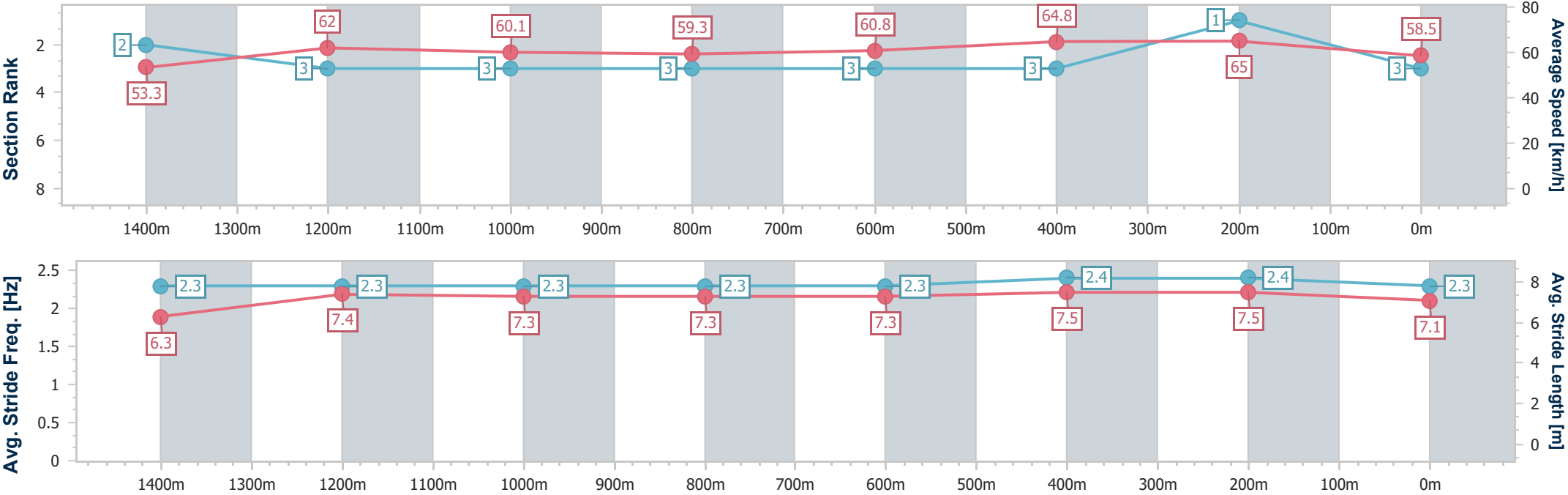
Horse/Jockey Name	Prepotent
Final Rank	3
Fastest Section Time (Section)	0:11.07 (400m)
Top Speed [km/h] (Section)	66.6 (400m)
Race State	Finished



RockhamptonProfessional
Race 3: GET YOUR CAULFIELD CUP TICKETS BENCHMARK
65 Handicap - 1600m
21 August 2025 - 13:40
Track Rating: Soft 5, Weather: Fine, Rail Position: +5m Entire



Section	Overall	1400m	1200m	1000m	800m	600m	400m	200m					
Section Times	1:35.77 [3] (0:13.55)	1:22.22 [2] (0:11.60)	1:10.62 [3] (0:11.96)	0:58.66 [3] (0:12.11)	0:46.55 [3] (0:12.01)	0:34.54 [3] (0:11.16)	0:23.38 [3] (0:11.07)	0:12.31 [1] (0:12.31)					
Average Speed [km/h]	53.3	62.0	60.1	59.3	60.8	64.8	65.0	58.5					
Top Speed [km/h]	64.9	65.2	61.2	61.6	62.1	66.2	66.6	62.5					
Avg. Dist. to Rail [m]	3.7	0.4	0.2	0.4	1.8	3.8	4.6	4.3					
Avg. Stride Freq. [Hz]	2.3	2.3	2.3	2.3	2.3	2.4	2.4	2.3					
Avg. Stride Length [m]	6.3	7.4	7.3	7.3	7.3	7.5	7.5	7.1					





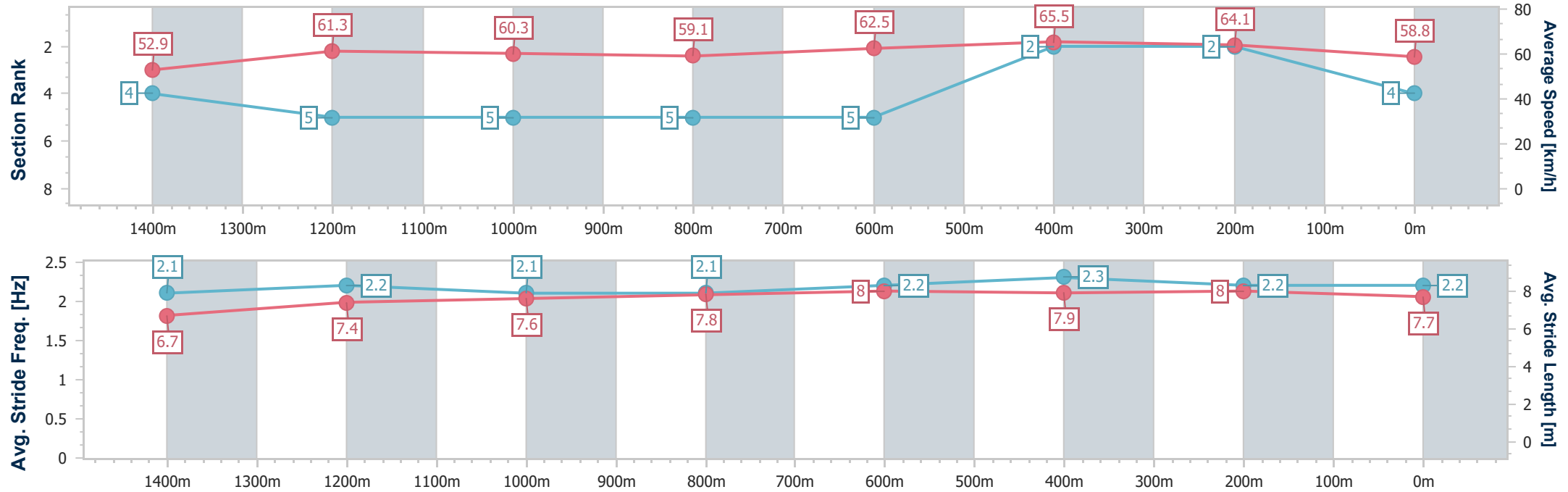
Horse/Jockey Name	Zhuang Shi
Final Rank	4
Fastest Section Time (Section)	0:11.02 (600m)
Top Speed [km/h] (Section)	66.5 (600m)
Race State	Finished



RockhamptonProfessional
Race 3: GET YOUR CAULFIELD CUP TICKETS BENCHMARK
65 Handicap - 1600m
21 August 2025 - 13:40
Track Rating: Soft 5, Weather: Fine, Rail Position: +5m Entire



Section	Overall	1400m	1200m	1000m	800m	600m	400m	200m					
Section Times	1:35.84 [4] (0:13.65)	1:22.19 [4] (0:11.76)	1:10.43 [5] (0:11.93)	0:58.50 [5] (0:12.18)	0:46.32 [5] (0:11.82)	0:34.50 [5] (0:11.02)	0:23.48 [2] (0:11.21)	0:12.27 [2] (0:12.27)					
Average Speed [km/h]	52.9	61.3	60.3	59.1	62.5	65.5	64.1	58.8					
Top Speed [km/h]	62.0	61.8	61.5	61.9	64.2	66.5	65.8	62.4					
Avg. Dist. to Rail [m]	1.1	0.4	0.5	0.6	3.0	5.2	5.2	5.7					
Avg. Stride Freq. [Hz]	2.1	2.2	2.1	2.1	2.2	2.3	2.2	2.2					
Avg. Stride Length [m]	6.7	7.4	7.6	7.8	8.0	7.9	8.0	7.7					





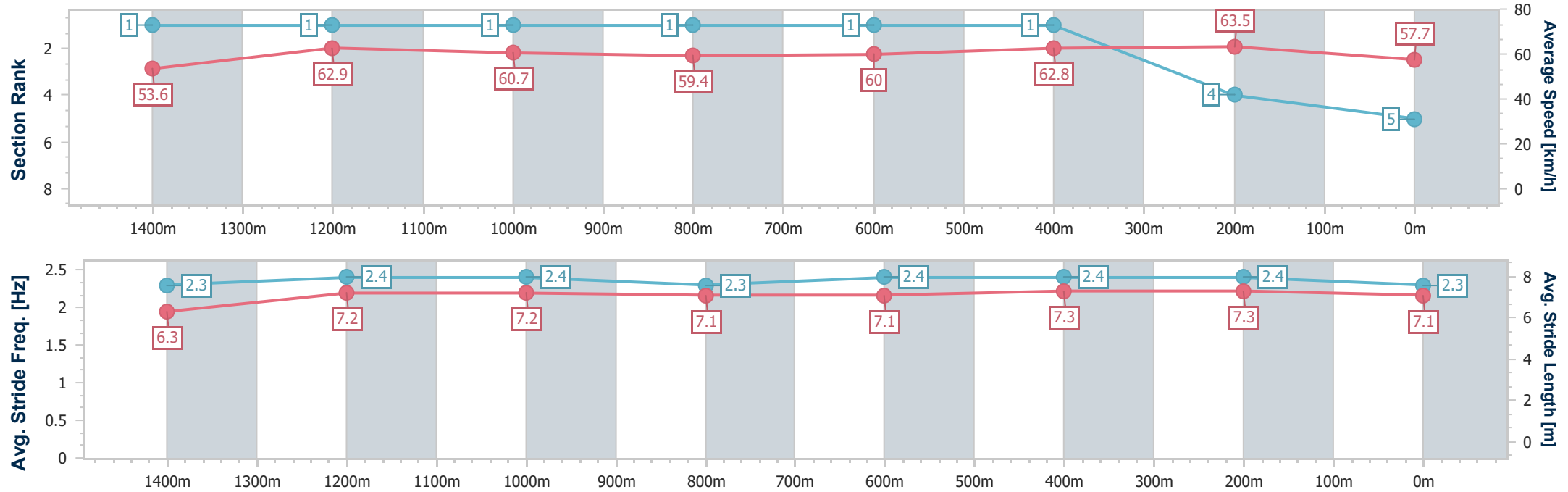
Horse/Jockey Name	All Business
Final Rank	5
Fastest Section Time (Section)	0:11.34 (400m)
Top Speed [km/h] (Section)	66.2 (1400m)
Race State	Finished



RockhamptonProfessional
Race 3: GET YOUR CAULFIELD CUP TICKETS BENCHMARK
65 Handicap - 1600m
21 August 2025 - 13:40
Track Rating: Soft 5, Weather: Fine, Rail Position: +5m Entire



Section	Overall	1400m	1200m	1000m	800m	600m	400m	200m					
Section Times	1:36.14 [5] (0:13.46)	1:22.68 [1] (0:11.42)	1:11.26 [1] (0:11.87)	0:59.39 [1] (0:12.10)	0:47.29 [1] (0:12.02)	0:35.27 [1] (0:11.46)	0:23.81 [1] (0:11.34)	0:12.47 [4] (0:12.47)					
Average Speed [km/h]	53.6	62.9	60.7	59.4	60.0	62.8	63.5	57.7					
Top Speed [km/h]	62.7	66.2	62.8	60.2	61.9	65.0	65.3	60.9					
Avg. Dist. to Rail [m]	0.5	1.2	0.8	0.7	0.7	1.9	2.9	2.9					
Avg. Stride Freq. [Hz]	2.3	2.4	2.4	2.3	2.4	2.4	2.4	2.3					
Avg. Stride Length [m]	6.3	7.2	7.2	7.1	7.1	7.3	7.3	7.1					





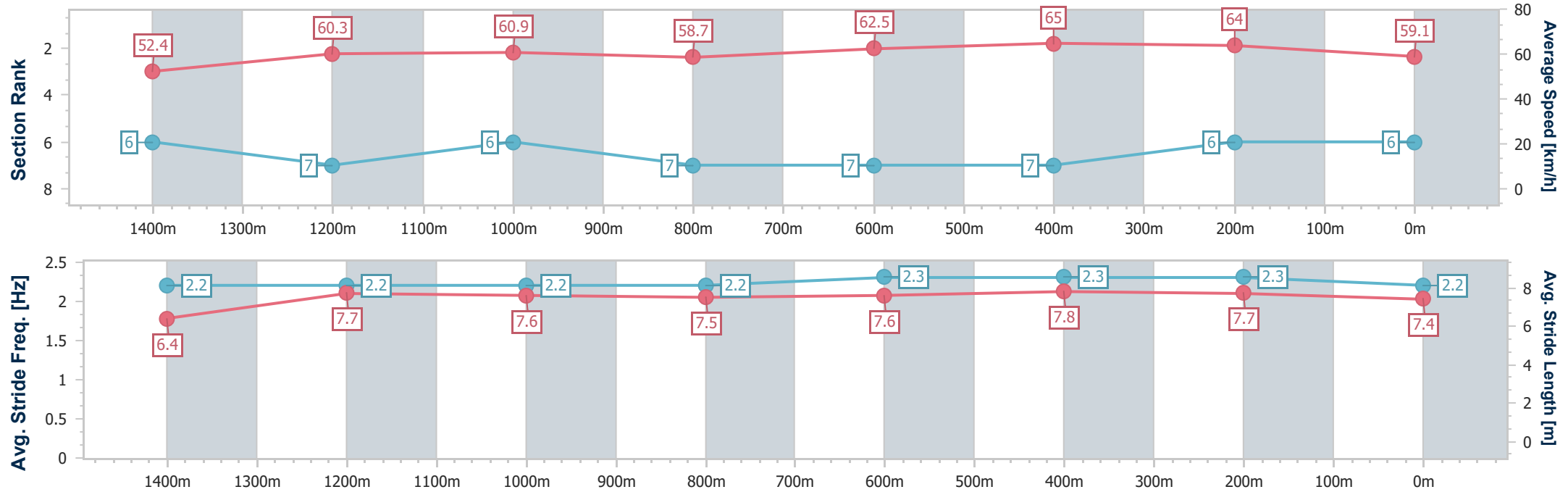
Horse/Jockey Name	Mootessa
Final Rank	6
Fastest Section Time (Section)	0:11.10 (600m)
Top Speed [km/h] (Section)	65.9 (600m)
Race State	Finished



RockhamptonProfessional
Race 3: GET YOUR CAULFIELD CUP TICKETS BENCHMARK
65 Handicap - 1600m
21 August 2025 - 13:40
Track Rating: Soft 5, Weather: Fine, Rail Position: +5m Entire



Section	Overall	1400m	1200m	1000m	800m	600m	400m	200m					
Section Times	1:36.18 [6] (0:13.75)	1:22.43 [6] (0:11.92)	1:10.51 [7] (0:11.81)	0:58.70 [6] (0:12.29)	0:46.41 [7] (0:11.89)	0:34.52 [7] (0:11.10)	0:23.42 [7] (0:11.25)	0:12.17 [6] (0:12.17)					
Average Speed [km/h]	52.4	60.3	60.9	58.7	62.5	65.0	64.0	59.1					
Top Speed [km/h]	61.0	61.2	62.3	60.9	64.5	65.9	65.6	62.0					
Avg. Dist. to Rail [m]	2.3	0.4	1.2	0.7	3.8	6.4	8.4	6.9					
Avg. Stride Freq. [Hz]	2.2	2.2	2.2	2.2	2.3	2.3	2.3	2.2					
Avg. Stride Length [m]	6.4	7.7	7.6	7.5	7.6	7.8	7.7	7.4					





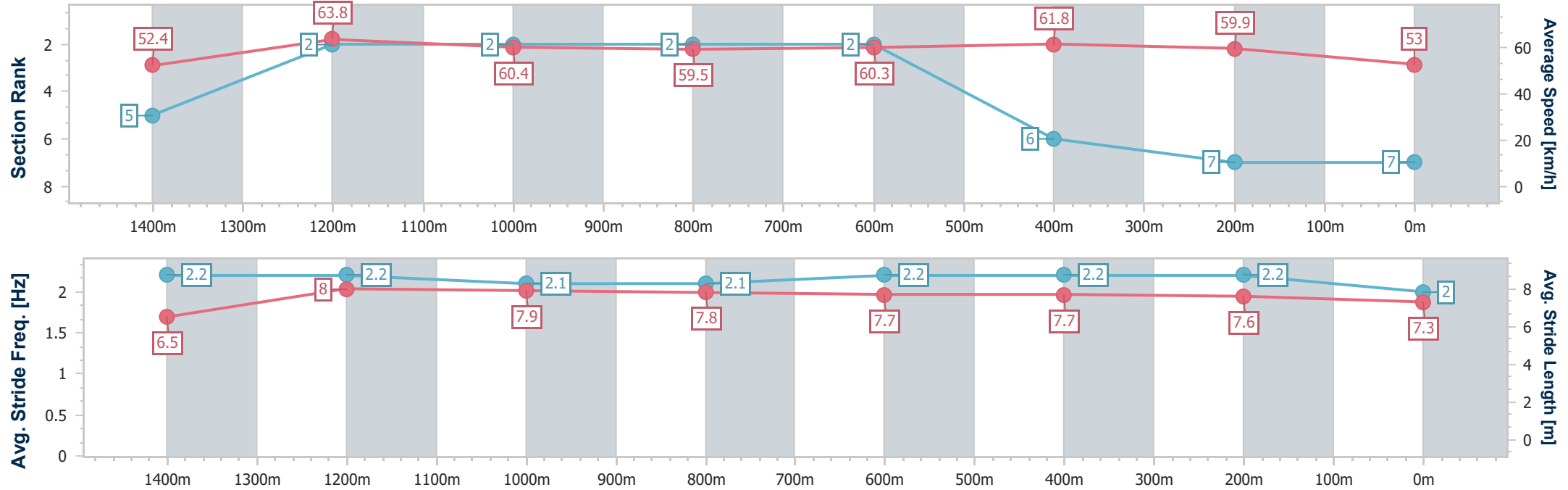
Horse/Jockey Name	Citiroc
Final Rank	7
Fastest Section Time (Section)	0:11.27 (1400m)
Top Speed [km/h] (Section)	65.0 (1400m)
Race State	Finished



RockhamptonProfessional
Race 3: GET YOUR CAULFIELD CUP TICKETS BENCHMARK
65 Handicap - 1600m
21 August 2025 - 13:40
Track Rating: Soft 5, Weather: Fine, Rail Position: +5m Entire



Section	Overall	1400m	1200m	1000m	800m	600m	400m	200m					
Section Times	1:38.31 [7] (0:13.75)	1:24.56 [5] (0:11.27)	1:13.29 [2] (0:11.91)	1:01.38 [2] (0:12.12)	0:49.26 [2] (0:11.98)	0:37.28 [2] (0:11.71)	0:25.57 [6] (0:11.99)	0:13.58 [7] (0:13.58)					
Average Speed [km/h]	52.4	63.8	60.4	59.5	60.3	61.8	59.9	53.0					
Top Speed [km/h]	63.3	65.0	63.1	60.2	61.2	62.4	61.6	57.5					
Avg. Dist. to Rail [m]	3.4	2.4	0.5	0.5	0.9	2.5	3.2	4.7					
Avg. Stride Freq. [Hz]	2.2	2.2	2.1	2.1	2.2	2.2	2.2	2.0					
Avg. Stride Length [m]	6.5	8.0	7.9	7.8	7.7	7.7	7.6	7.3					





Rockhampton Professional
Race 4: OFFICE NATIONAL EXPRESS OPEN Handicap - 1300m
21 August 2025 - 14:15



Track Rating: Soft 5, Weather: Fine, Rail Position: +5m Entire

Section						Overall	1200m	1000m	800m	600m	400m	Last 600m	
Field Times						1:15.82 (0:07.75)	1:08.07 (0:11.39)	0:56.68 (0:11.28)	0:45.40 (0:11.48)	0:33.92 (0:11.08)	0:22.84 (0:11.15)	0:33.92	
Rank	TAB	Horse/Jockey	Barrier	Top Speed [km/h]	Fastest Section							Distance Travelled [m]	
1	2	MEDIA EMPIRE	1	66.2	0:07.93	1:15.82 [1]	1:07.89 [3]	0:56.44 [3]	0:45.14 [3]	0:33.62 [3]	0:22.60 [4]	0:33.62	
		Raul Silvera Olivera		600m	Overall	(0:07.93)	(0:11.45)	(0:11.30)	(0:11.52)	(0:11.02)	(0:11.04)		
2	1	PANTELONE	4	66.8	0:07.87	1:15.99 [2]	1:08.12 [2]	0:56.69 [2]	0:45.41 [2]	0:33.95 [2]	0:22.93 [2]	0:33.95 +1	
		Hannah Richardson		400m	Overall	(0:07.87)	(0:11.43)	(0:11.28)	(0:11.46)	(0:11.02)	(0:11.07)		
3	5	MOENAVE	2	68.2	0:08.15	1:16.20 [3]	1:08.05 [5]	0:56.59 [4]	0:45.33 [4]	0:33.86 [4]	0:22.99 [3]	0:33.86 +0	
		Sean Cormack		600m	Overall	(0:08.15)	(0:11.46)	(0:11.26)	(0:11.47)	(0:10.87)	(0:11.15)		
4	7	GALEKA	5	66.7	0:08.07	1:16.39 [4]	1:08.32 [4]	0:56.67 [5]	0:45.30 [5]	0:33.95 [5]	0:22.91 [5]	0:33.95 -4	
		Jade Metcalfe		600m	Overall	(0:08.07)	(0:11.65)	(0:11.37)	(0:11.35)	(0:11.04)	(0:11.11)		
5	4	DRAGON'S SNIP	3	66.2	0:07.75	1:16.59 [5]	1:08.84 [1]	0:57.45 [1]	0:46.17 [1]	0:34.69 [1]	0:23.61 [1]	0:34.69 -3	
		Nikki Olzard		600m	Overall	(0:07.75)	(0:11.39)	(0:11.28)	(0:11.48)	(0:11.08)	(0:11.29)		

Scratched: Celestial Harbour (#3), Gangitano (#6)



Rockhampton Professional
Race 4: OFFICE NATIONAL EXPRESS OPEN Handicap - 1300m
21 August 2025 - 14:15



Track Rating: Soft 5, Weather: Fine, Rail Position: +5m Entire

Section Field Times				200m 0:11.69 (0:11.69)				Last 600m 0:33.92	
Rank	TAB	Horse/Jockey	Barrier	Top Speed [km/h]	Fastest Section	Margin		Distance Travelled [m]	
1	2	MEDIA EMPIRE	1	66.2	0:07.93	0:11.56 [2]	1:15.82	0:33.62	
		Raul Silvera Olivera		600m	Overall	(0:11.56)			
2	1	PANTELONE	4	66.8	0:07.87	0:11.86 [1]	0.98L	0:33.95	+1
		Hannah Richardson		400m	Overall	(0:11.86)			
3	5	MOENAVE	2	68.2	0:08.15	0:11.84 [4]	2.21L	0:33.86	+0
		Sean Cormack		600m	Overall	(0:11.84)			
4	7	GALEKA	5	66.7	0:08.07	0:11.80 [5]	3.34L	0:33.95	-4
		Jade Metcalfe		600m	Overall	(0:11.80)			
5	4	DRAGON'S SNIP	3	66.2	0:07.75	0:12.32 [3]	4.5L	0:34.69	-3
		Nikki Olzard		600m	Overall	(0:12.32)			

Scratched: Celestial Harbour (#3), Gangitano (#6)



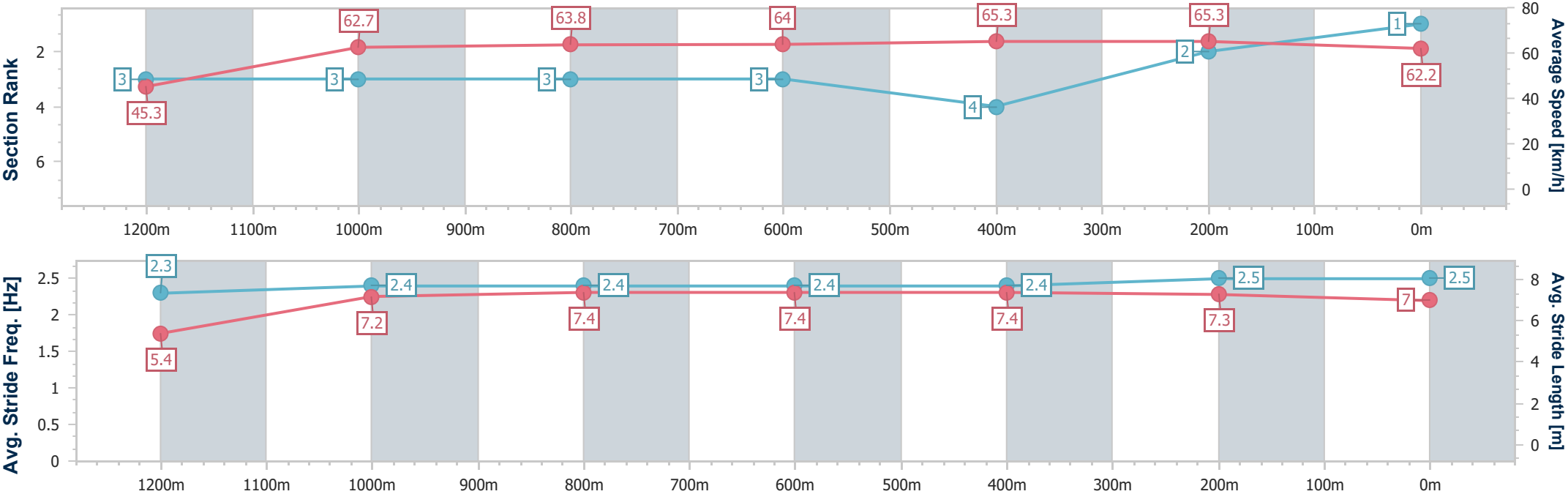
Horse/Jockey Name	Media Empire
Final Rank	1
Fastest Section Time (Section)	0:07.93 (Overall)
Top Speed [km/h] (Section)	66.2 (600m)
Race State	Finished



RockhamptonProfessional
Race 4: OFFICE NATIONAL EXPRESS OPEN Handicap - 1300m
21 August 2025 - 14:15
Track Rating: Soft 5, Weather: Fine, Rail Position: +5m Entire



Section	Overall	1200m	1000m	800m	600m	400m	200m						
Section Times	1:15.82 [1] (0:07.93)	1:07.89 [3] (0:11.45)	0:56.44 [3] (0:11.30)	0:45.14 [3] (0:11.52)	0:33.62 [3] (0:11.02)	0:22.60 [4] (0:11.04)	0:11.56 [2] (0:11.56)						
Average Speed [km/h]	45.3	62.7	63.8	64.0	65.3	65.3	62.2						
Top Speed [km/h]	59.9	64.2	65.0	65.0	66.2	66.2	64.5						
Avg. Dist. to Rail [m]	1.0	0.7	0.6	2.6	2.9	3.9	5.1						
Avg. Stride Freq. [Hz]	2.3	2.4	2.4	2.4	2.4	2.5	2.5						
Avg. Stride Length [m]	5.4	7.2	7.4	7.4	7.4	7.3	7.0						





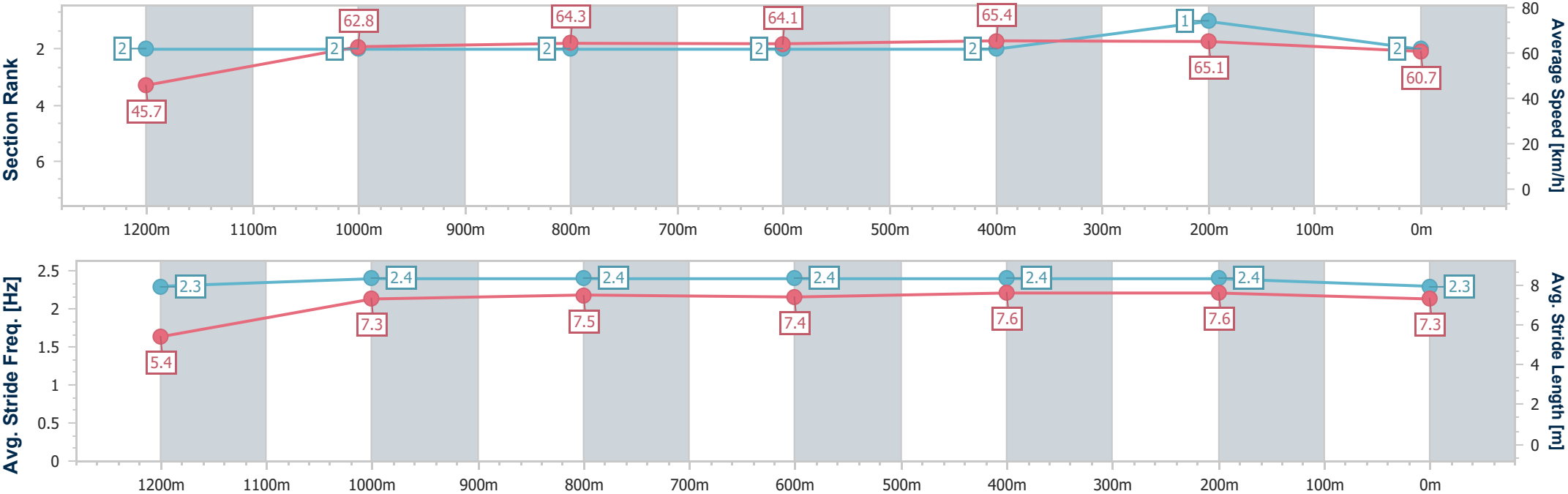
Horse/Jockey Name	Pantelone
Final Rank	2
Fastest Section Time (Section)	0:07.87 (Overall)
Top Speed [km/h] (Section)	66.8 (400m)
Race State	Finished



RockhamptonProfessional
Race 4: OFFICE NATIONAL EXPRESS OPEN Handicap - 1300m
21 August 2025 - 14:15
Track Rating: Soft 5, Weather: Fine, Rail Position: +5m Entire



Section	Overall	1200m	1000m	800m	600m	400m	200m						
Section Times	1:15.99 [2] (0:07.87)	1:08.12 [2] (0:11.43)	0:56.69 [2] (0:11.28)	0:45.41 [2] (0:11.46)	0:33.95 [2] (0:11.02)	0:22.93 [2] (0:11.07)	0:11.86 [1] (0:11.86)						
Average Speed [km/h]	45.7	62.8	64.3	64.1	65.4	65.1	60.7						
Top Speed [km/h]	62.8	64.2	66.1	65.4	66.8	66.8	62.9						
Avg. Dist. to Rail [m]	2.9	0.3	0.8	2.7	3.5	4.1	4.0						
Avg. Stride Freq. [Hz]	2.3	2.4	2.4	2.4	2.4	2.4	2.3						
Avg. Stride Length [m]	5.4	7.3	7.5	7.4	7.6	7.6	7.3						



[] Ranking at each section and finish
-.-.- No data available at this section
NA No data available



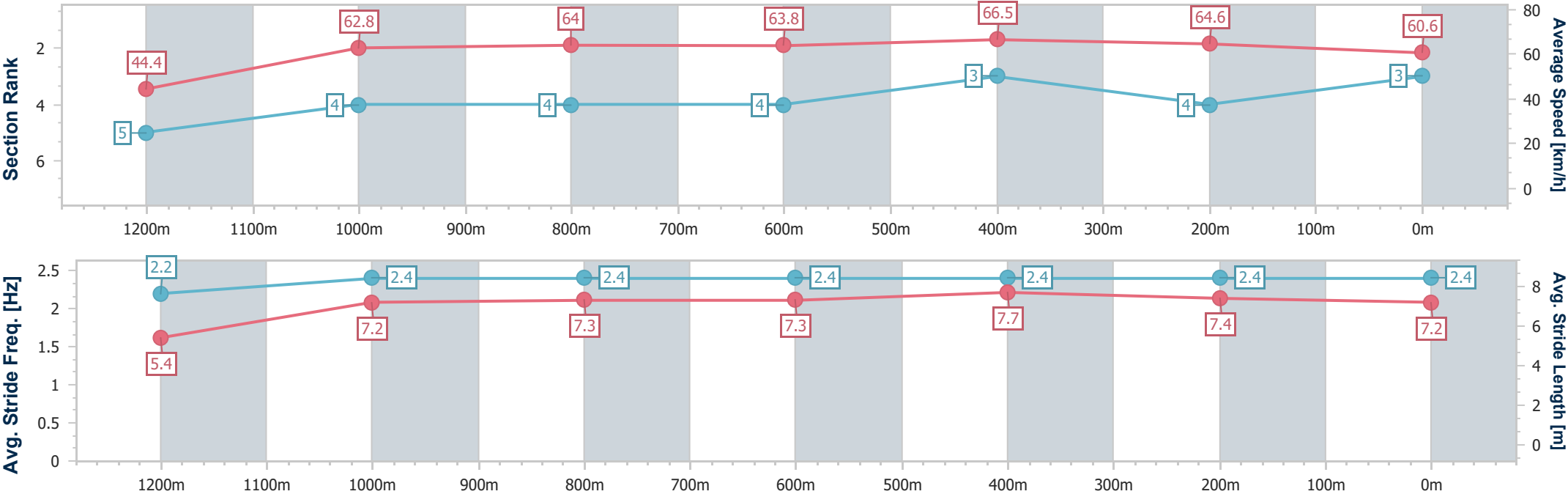
Horse/Jockey Name	Moenave
Final Rank	3
Fastest Section Time (Section)	0:08.15 (Overall)
Top Speed [km/h] (Section)	68.2 (600m)
Race State	Finished



RockhamptonProfessional
Race 4: OFFICE NATIONAL EXPRESS OPEN Handicap - 1300m
21 August 2025 - 14:15
Track Rating: Soft 5, Weather: Fine, Rail Position: +5m Entire



Section	Overall	1200m	1000m	800m	600m	400m	200m						
Section Times	1:16.20 [3] (0:08.15)	1:08.05 [5] (0:11.46)	0:56.59 [4] (0:11.26)	0:45.33 [4] (0:11.47)	0:33.86 [4] (0:10.87)	0:22.99 [3] (0:11.15)	0:11.84 [4] (0:11.84)						
Average Speed [km/h]	44.4	62.8	64.0	63.8	66.5	64.6	60.6						
Top Speed [km/h]	59.3	64.8	65.1	64.7	68.2	66.5	63.9						
Avg. Dist. to Rail [m]	1.0	0.2	0.4	2.2	3.3	3.6	5.5						
Avg. Stride Freq. [Hz]	2.2	2.4	2.4	2.4	2.4	2.4	2.4						
Avg. Stride Length [m]	5.4	7.2	7.3	7.3	7.7	7.4	7.2						





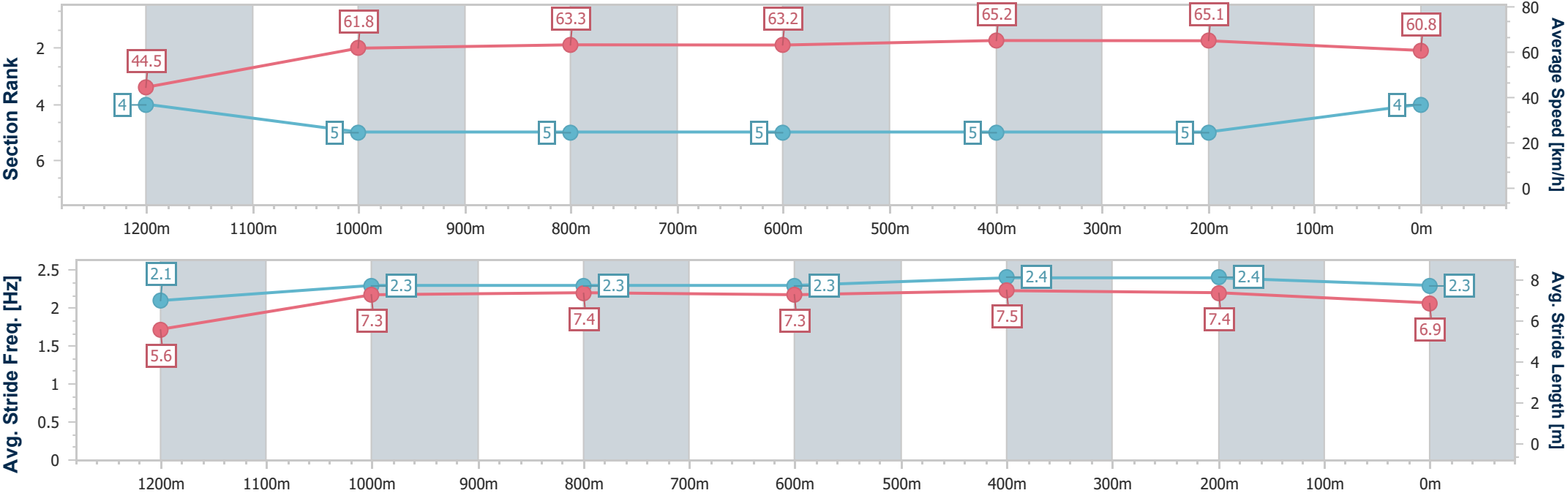
Horse/Jockey Name	Galeka
Final Rank	4
Fastest Section Time (Section)	0:08.07 (Overall)
Top Speed [km/h] (Section)	66.7 (600m)
Race State	Finished



RockhamptonProfessional
Race 4: OFFICE NATIONAL EXPRESS OPEN Handicap - 1300m
21 August 2025 - 14:15
Track Rating: Soft 5, Weather: Fine, Rail Position: +5m Entire



Section	Overall	1200m	1000m	800m	600m	400m	200m						
Section Times	1:16.39 [4] (0:08.07)	1:08.32 [4] (0:11.65)	0:56.67 [5] (0:11.37)	0:45.30 [5] (0:11.35)	0:33.95 [5] (0:11.04)	0:22.91 [5] (0:11.11)	0:11.80 [5] (0:11.80)						
Average Speed [km/h]	44.5	61.8	63.3	63.2	65.2	65.1	60.8						
Top Speed [km/h]	59.0	63.7	63.9	63.9	66.7	66.0	63.7						
Avg. Dist. to Rail [m]	3.7	1.1	0.4	0.6	1.6	5.9	9.1						
Avg. Stride Freq. [Hz]	2.1	2.3	2.3	2.3	2.4	2.4	2.3						
Avg. Stride Length [m]	5.6	7.3	7.4	7.3	7.5	7.4	6.9						





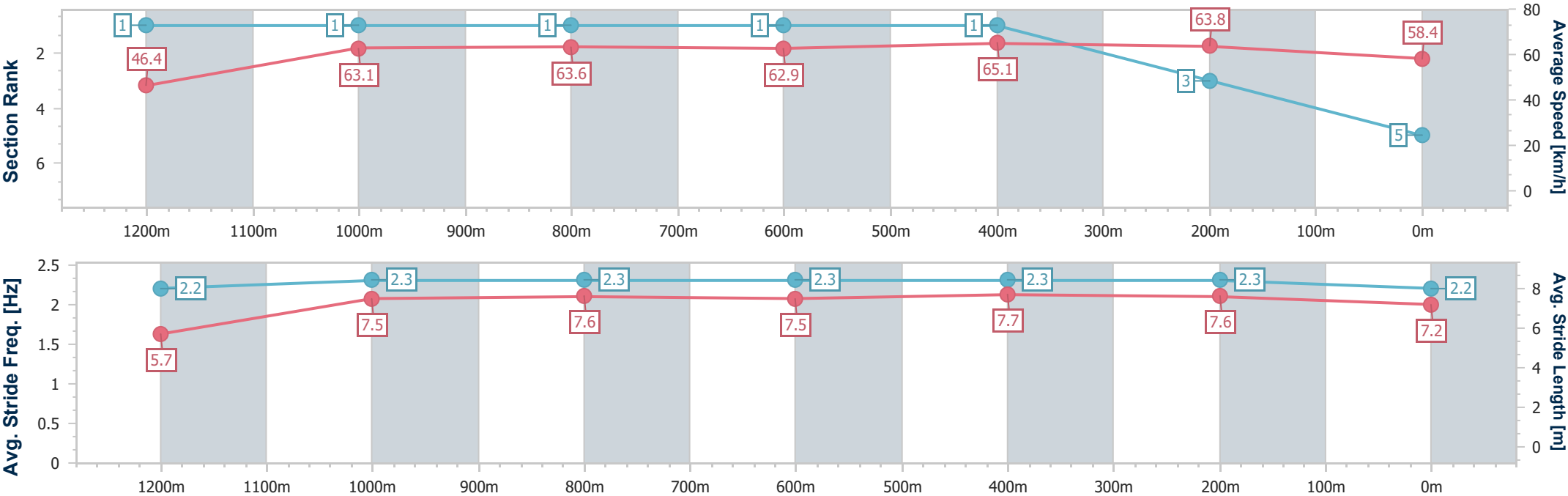
Horse/Jockey Name	Dragon's Snip
Final Rank	5
Fastest Section Time (Section)	0:07.75 (Overall)
Top Speed [km/h] (Section)	66.2 (600m)
Race State	Finished



RockhamptonProfessional
Race 4: OFFICE NATIONAL EXPRESS OPEN Handicap - 1300m
21 August 2025 - 14:15
Track Rating: Soft 5, Weather: Fine, Rail Position: +5m Entire



Section	Overall	1200m	1000m	800m	600m	400m	200m						
Section Times	1:16.59 [5] (0:07.75)	1:08.84 [1] (0:11.39)	0:57.45 [1] (0:11.28)	0:46.17 [1] (0:11.48)	0:34.69 [1] (0:11.08)	0:23.61 [1] (0:11.29)	0:12.32 [3] (0:12.32)						
Average Speed [km/h]	46.4	63.1	63.6	62.9	65.1	63.8	58.4						
Top Speed [km/h]	61.3	64.1	64.6	64.1	66.2	65.5	61.7						
Avg. Dist. to Rail [m]	1.8	1.1	0.9	1.1	2.5	3.2	3.6						
Avg. Stride Freq. [Hz]	2.2	2.3	2.3	2.3	2.3	2.3	2.2						
Avg. Stride Length [m]	5.7	7.5	7.6	7.5	7.7	7.6	7.2						





Rockhampton Professional
Race 5: MELBOURNE CUP RACES AT CALLAGHAN PARK Maiden Plate
- 1100m

21 August 2025 - 14:55



Track Rating: Good 4, Weather: Fine, Rail Position: +5m Entire

Section		Overall				1000m	800m	600m	400m	200m	Last 600m		
Field Times		1:02.50				0:55.45	0:44.89	0:33.58	0:22.89	0:11.86	0:33.58		
		(0:07.05)				(0:10.56)	(0:11.31)	(0:10.69)	(0:11.03)	(0:11.86)			
Rank	TAB	Horse/Jockey	Barrier	Top Speed [km/h]	Fastest Section						Margin	Distance Travelled [m]	
1	7	PRIDE OF VENUS	3	69.7	0:07.40	1:02.50 [1]	0:55.10 [4]	0:44.17 [4]	0:33.15 [3]	0:22.64 [3]	0:11.85 [2]	1:02.50	0:33.15
		Ryan Wiggins		600m	Overall	(0:07.40)	(0:10.93)	(0:11.02)	(0:10.51)	(0:10.79)	(0:11.85)		
2	4	MOOCHI STARLIGHT	11	69.3	0:07.05	1:02.80 [2]	0:55.75 [1]	0:45.19 [1]	0:33.85 [2]	0:23.19 [1]	0:12.16 [1]	1.76L	0:33.85 +7
		Anthony Allen		1000m	Overall	(0:07.05)	(0:10.56)	(0:11.34)	(0:10.66)	(0:11.03)	(0:12.16)		
3	12	TAYLOR'S RAGE	7	69.0	0:07.27	1:03.47 [3]	0:56.20 [3]	0:45.34 [2]	0:34.55 [1]	0:23.78 [2]	0:12.63 [3]	5.72L	0:34.55 +3
		Hannah Richardson		800m	Overall	(0:07.27)	(0:10.86)	(0:10.79)	(0:10.77)	(0:11.15)	(0:12.63)		
4	1	CASH PIT	9	67.9	0:07.48	1:03.95 [4]	0:56.47 [6]	0:45.32 [6]	0:33.83 [7]	0:22.92 [6]	0:11.90 [5]	8.51L	0:33.83 +5
		Natalea Summers		600m	Overall	(0:07.48)	(0:11.15)	(0:11.49)	(0:10.91)	(0:11.02)	(0:11.90)		
5	2	GEE UP	6	68.2	0:07.54	1:04.00 [5]	0:56.46 [8]	0:45.26 [7]	0:33.98 [6]	0:23.09 [5]	0:12.09 [4]	8.84L	0:33.98 +2
		Justin Huxtable		600m	Overall	(0:07.54)	(0:11.20)	(0:11.28)	(0:10.89)	(0:11.00)	(0:12.09)		
6	9	SHEEZA FLING	8	68.3	0:07.81	1:04.03 [6]	0:56.22 [11]	0:44.78 [10]	0:33.64 [9]	0:22.91 [7]	0:11.94 [6]	8.99L	0:33.64 +0
		Nikki Olzard		600m	Overall	(0:07.81)	(0:11.44)	(0:11.14)	(0:10.73)	(0:10.97)	(0:11.94)		
7	11	PENSEUR POSITIF	5	67.2	0:07.78	1:04.10 [7]	0:56.32 [10]	0:44.84 [11]	0:33.43 [11]	0:22.52 [10]	0:11.44 [9]	9.38L	0:33.43 +2
		Raul Silvera Olivera		600m	Overall	(0:07.78)	(0:11.48)	(0:11.41)	(0:10.91)	(0:11.08)	(0:11.44)		
8	8	SEWN UP	12	67.2	0:07.62	1:04.47 [8]	0:56.85 [9]	0:45.42 [9]	0:34.12 [8]	0:23.17 [8]	0:11.99 [8]	11.6L	0:34.12 +8
		Georgina Cartwright		800m	Overall	(0:07.62)	(0:11.43)	(0:11.30)	(0:10.95)	(0:11.18)	(0:11.99)		
9	14	WINDSOR ROAD	1	67.1	0:07.45	1:04.57 [9]	0:57.12 [5]	0:46.13 [5]	0:34.92 [4]	0:23.80 [4]	0:12.39 [7]	12.17L	0:34.92 +2
		Adam Sewell		1000m	Overall	(0:07.45)	(0:10.99)	(0:11.21)	(0:11.12)	(0:11.41)	(0:12.39)		
10	10	SHELL INDIE	2	65.8	0:07.51	1:06.08 [10]	0:58.57 [7]	0:47.05 [8]	0:35.61 [10]	0:24.41 [11]	0:12.76 [10]	21.07L	0:35.61 +1
		Brooke Johnson		600m	Overall	(0:07.51)	(0:11.52)	(0:11.44)	(0:11.20)	(0:11.65)	(0:12.76)		

Scratched: He's A Fighter (#3), Wild Dust (#15), Poppy's Pride (#6), Powerchute (#5)



Rockhampton Professional
Race 5: MELBOURNE CUP RACES AT CALLAGHAN PARK Maiden Plate
- 1100m
21 August 2025 - 14:55



Track Rating: Good 4, Weather: Fine, Rail Position: +5m Entire

Section						Overall	1000m	800m	600m	400m	200m	Last 600m		
Field Times						1:02.50 (0:07.05)	0:55.45 (0:10.56)	0:44.89 (0:11.31)	0:33.58 (0:10.69)	0:22.89 (0:11.03)	0:11.86 (0:11.86)	0:33.58		
Rank	TAB	Horse/Jockey	Barrier	Top Speed [km/h]	Fastest Section							Margin	Distance Travelled [m]	
11	13	GEECEEDIAMOND	4	66.9	0:07.21	1:09.99 [11]	1:02.78 [2]	0:51.78 [3]	0:40.17 [5]	0:28.49 [9]	0:15.60 [11]	44.05L	0:40.17	+1
		Tahlia Fenlon		1000m	Overall	(0:07.21)	(0:11.00)	(0:11.61)	(0:11.68)	(0:12.89)	(0:15.60)			

Scratched: He's A Fighter (#3), Wild Dust (#15), Poppy's Pride (#6), Powerchute (#5)



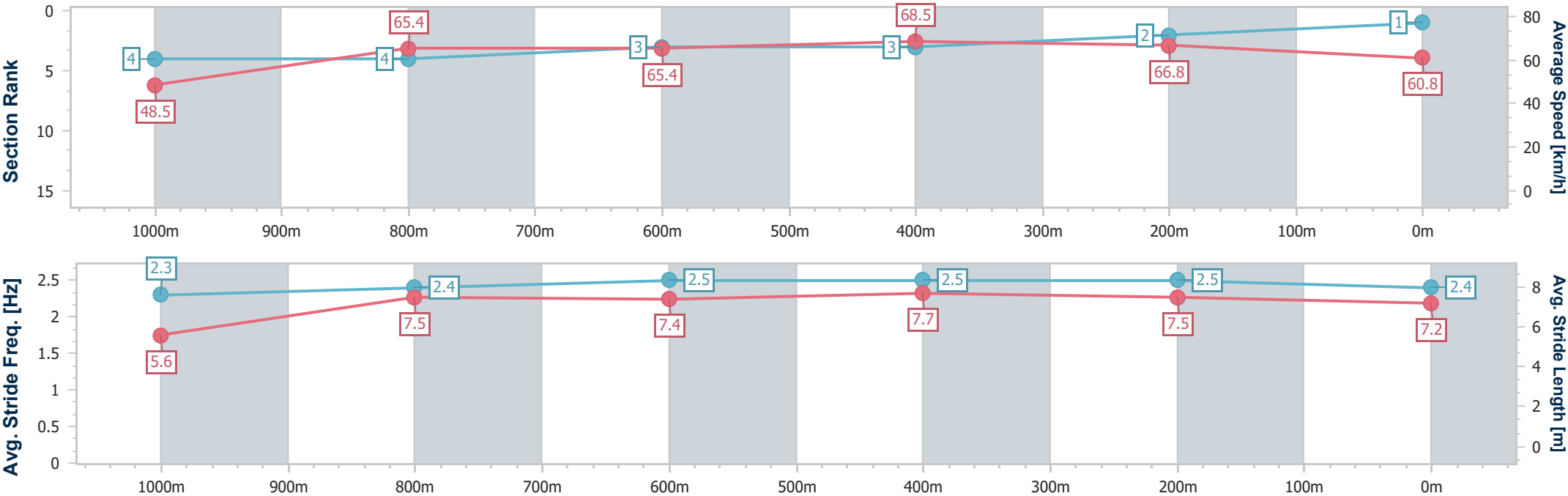
Horse/Jockey Name	Pride Of Venus
Final Rank	1
Fastest Section Time (Section)	0:07.40 (Overall)
Top Speed [km/h] (Section)	69.7 (600m)
Race State	Finished



RockhamptonProfessional
Race 5: MELBOURNE CUP RACES AT CALLAGHAN PARK
Maiden Plate - 1100m
21 August 2025 - 14:55
Track Rating: Good 4, Weather: Fine, Rail Position: +5m Entire



Section	Overall	1000m	800m	600m	400m	200m								
Section Times	1:02.50 [1] (0:07.40)	0:55.10 [4] (0:10.93)	0:44.17 [4] (0:11.02)	0:33.15 [3] (0:10.51)	0:22.64 [3] (0:10.79)	0:11.85 [2] (0:11.85)								
Average Speed [km/h]	48.5	65.4	65.4	68.5	66.8	60.8								
Top Speed [km/h]	62.6	66.8	66.5	69.7	68.6	65.2								
Avg. Dist. to Rail [m]	1.3	0.8	0.8	3.0	4.6	3.1								
Avg. Stride Freq. [Hz]	2.3	2.4	2.5	2.5	2.5	2.4								
Avg. Stride Length [m]	5.6	7.5	7.4	7.7	7.5	7.2								





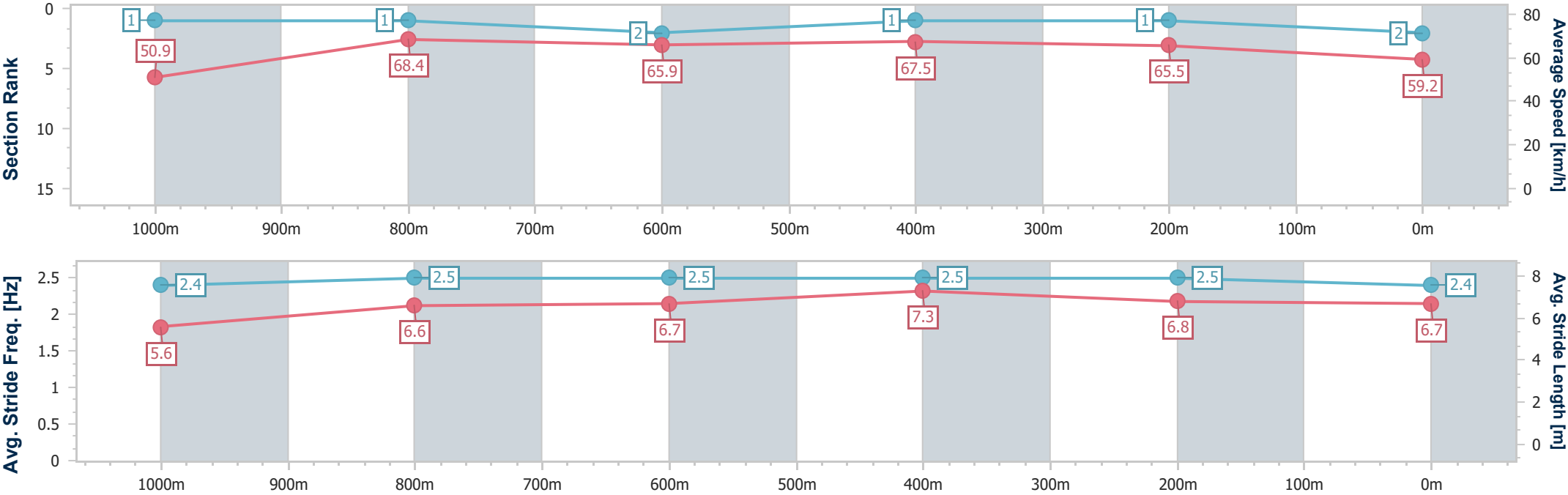
Horse/Jockey Name	Moochi Starlight
Final Rank	2
Fastest Section Time (Section)	0:07.05 (Overall)
Top Speed [km/h] (Section)	69.3 (1000m)
Race State	Finished



RockhamptonProfessional
Race 5: MELBOURNE CUP RACES AT CALLAGHAN PARK
Maiden Plate - 1100m
21 August 2025 - 14:55
Track Rating: Good 4, Weather: Fine, Rail Position: +5m Entire



Section	Overall	1000m	800m	600m	400m	200m								
Section Times	1:02.80 [2] (0:07.05)	0:55.75 [1] (0:10.56)	0:45.19 [1] (0:11.34)	0:33.85 [2] (0:10.66)	0:23.19 [1] (0:11.03)	0:12.16 [1] (0:12.16)								
Average Speed [km/h]	50.9	68.4	65.9	67.5	65.5	59.2								
Top Speed [km/h]	66.3	69.3	66.7	68.5	66.5	62.9								
Avg. Dist. to Rail [m]	7.7	1.3	4.7	2.0	2.7	3.3								
Avg. Stride Freq. [Hz]	2.4	2.5	2.5	2.5	2.5	2.4								
Avg. Stride Length [m]	5.6	6.6	6.7	7.3	6.8	6.7								





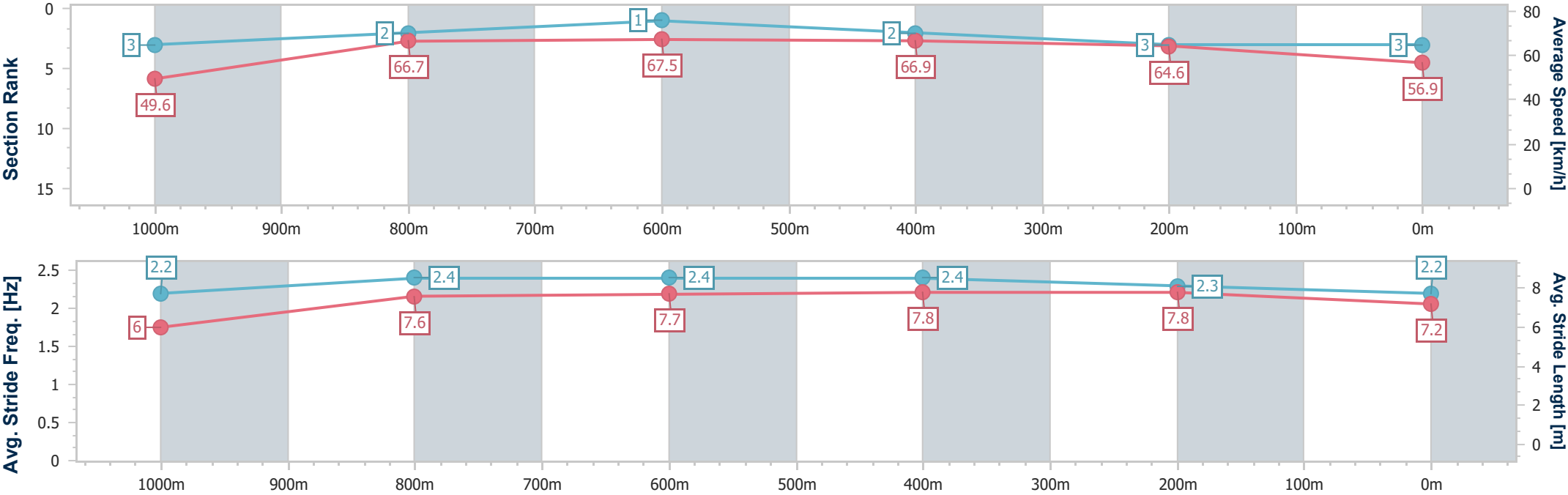
Horse/Jockey Name	Taylor's Rage
Final Rank	3
Fastest Section Time (Section)	0:07.27 (Overall)
Top Speed [km/h] (Section)	69.0 (800m)
Race State	Finished



RockhamptonProfessional
Race 5: MELBOURNE CUP RACES AT CALLAGHAN PARK
Maiden Plate - 1100m
21 August 2025 - 14:55
Track Rating: Good 4, Weather: Fine, Rail Position: +5m Entire



Section	Overall	1000m	800m	600m	400m	200m								
Section Times	1:03.47 [3] (0:07.27)	0:56.20 [3] (0:10.86)	0:45.34 [2] (0:10.79)	0:34.55 [1] (0:10.77)	0:23.78 [2] (0:11.15)	0:12.63 [3] (0:12.63)								
Average Speed [km/h]	49.6	66.7	67.5	66.9	64.6	56.9								
Top Speed [km/h]	63.9	68.0	69.0	68.2	67.1	60.6								
Avg. Dist. to Rail [m]	4.8	1.2	1.4	3.8	4.3	7.3								
Avg. Stride Freq. [Hz]	2.2	2.4	2.4	2.4	2.3	2.2								
Avg. Stride Length [m]	6.0	7.6	7.7	7.8	7.8	7.2								





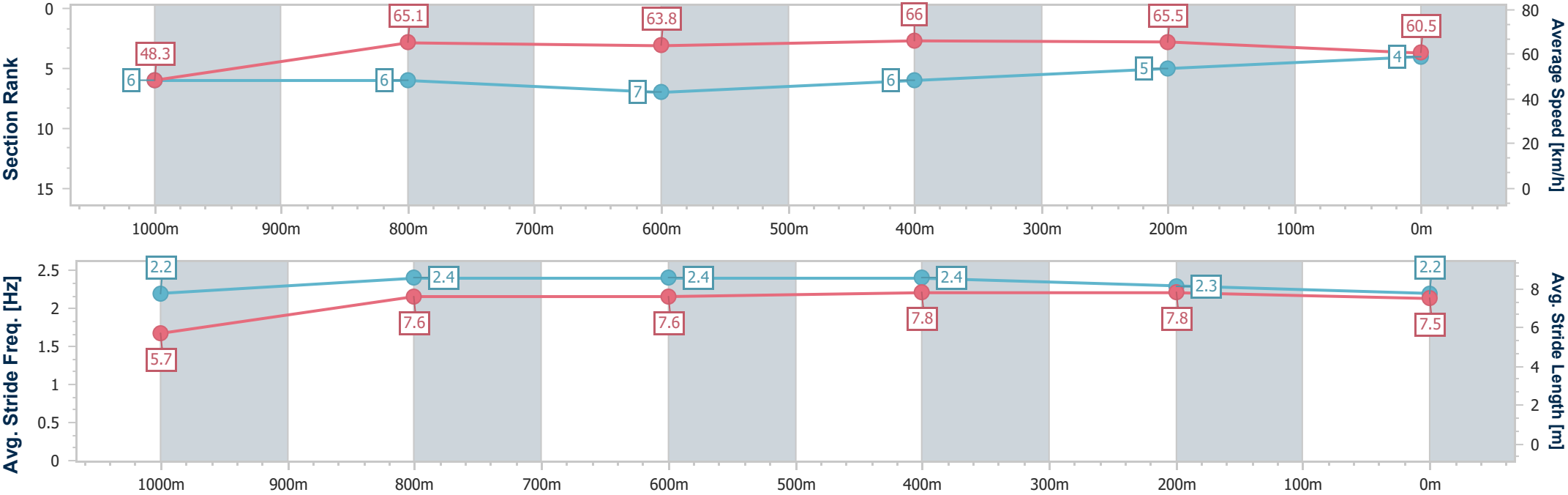
Horse/Jockey Name	Cash Pit
Final Rank	4
Fastest Section Time (Section)	0:07.48 (Overall)
Top Speed [km/h] (Section)	67.9 (600m)
Race State	Finished



RockhamptonProfessional
Race 5: MELBOURNE CUP RACES AT CALLAGHAN PARK
Maiden Plate - 1100m
21 August 2025 - 14:55
Track Rating: Good 4, Weather: Fine, Rail Position: +5m Entire



Section	Overall	1000m	800m	600m	400m	200m								
Section Times	1:03.95 [4] (0:07.48)	0:56.47 [6] (0:11.15)	0:45.32 [6] (0:11.49)	0:33.83 [7] (0:10.91)	0:22.92 [6] (0:11.02)	0:11.90 [5] (0:11.90)								
Average Speed [km/h]	48.3	65.1	63.8	66.0	65.5	60.5								
Top Speed [km/h]	63.6	66.8	65.8	67.9	67.8	63.6								
Avg. Dist. to Rail [m]	6.5	1.6	2.5	4.0	3.4	3.0								
Avg. Stride Freq. [Hz]	2.2	2.4	2.4	2.4	2.3	2.2								
Avg. Stride Length [m]	5.7	7.6	7.6	7.8	7.8	7.5								





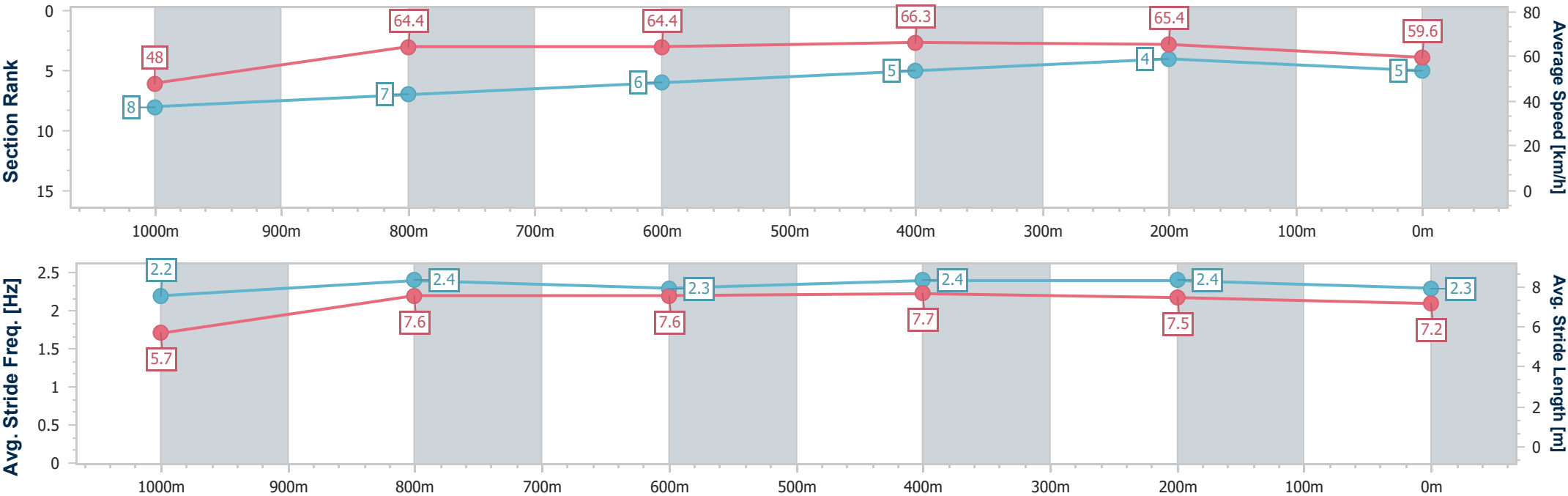
Horse/Jockey Name	Gee Up
Final Rank	5
Fastest Section Time (Section)	0:07.54 (Overall)
Top Speed [km/h] (Section)	68.2 (600m)
Race State	Finished



RockhamptonProfessional
Race 5: MELBOURNE CUP RACES AT CALLAGHAN PARK
Maiden Plate - 1100m
21 August 2025 - 14:55
Track Rating: Good 4, Weather: Fine, Rail Position: +5m Entire



Section	Overall	1000m	800m	600m	400m	200m								
Section Times	1:04.00 [5] (0:07.54)	0:56.46 [8] (0:11.20)	0:45.26 [7] (0:11.28)	0:33.98 [6] (0:10.89)	0:23.09 [5] (0:11.00)	0:12.09 [4] (0:12.09)								
Average Speed [km/h]	48.0	64.4	64.4	66.3	65.4	59.6								
Top Speed [km/h]	63.1	66.2	67.1	68.2	67.6	63.1								
Avg. Dist. to Rail [m]	4.2	0.6	1.1	2.7	3.1	4.3								
Avg. Stride Freq. [Hz]	2.2	2.4	2.3	2.4	2.4	2.3								
Avg. Stride Length [m]	5.7	7.6	7.6	7.7	7.5	7.2								





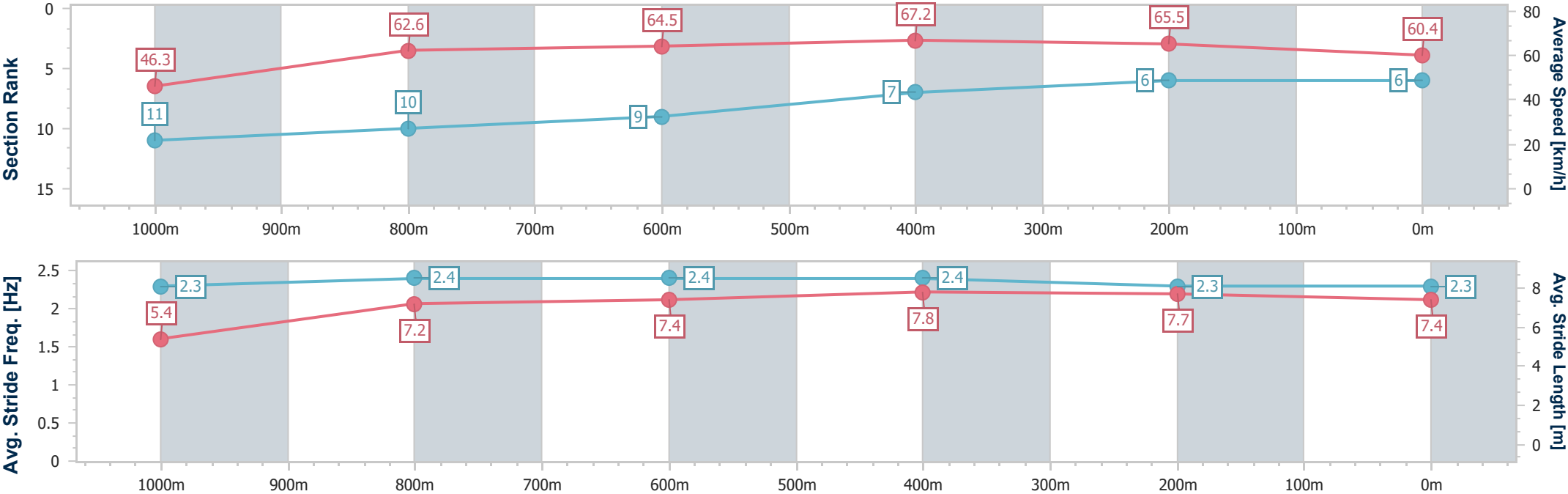
Horse/Jockey Name	Sheeza Fling
Final Rank	6
Fastest Section Time (Section)	0:07.81 (Overall)
Top Speed [km/h] (Section)	68.3 (600m)
Race State	Finished



RockhamptonProfessional
Race 5: MELBOURNE CUP RACES AT CALLAGHAN PARK
Maiden Plate - 1100m
21 August 2025 - 14:55
Track Rating: Good 4, Weather: Fine, Rail Position: +5m Entire



Section	Overall	1000m	800m	600m	400m	200m								
Section Times	1:04.03 [6] (0:07.81)	0:56.22 [11] (0:11.44)	0:44.78 [10] (0:11.14)	0:33.64 [9] (0:10.73)	0:22.91 [7] (0:10.97)	0:11.94 [6] (0:11.94)								
Average Speed [km/h]	46.3	62.6	64.5	67.2	65.5	60.4								
Top Speed [km/h]	59.1	65.5	65.9	68.3	67.4	64.1								
Avg. Dist. to Rail [m]	4.7	1.0	0.3	3.1	6.4	7.6								
Avg. Stride Freq. [Hz]	2.3	2.4	2.4	2.4	2.3	2.3								
Avg. Stride Length [m]	5.4	7.2	7.4	7.8	7.7	7.4								





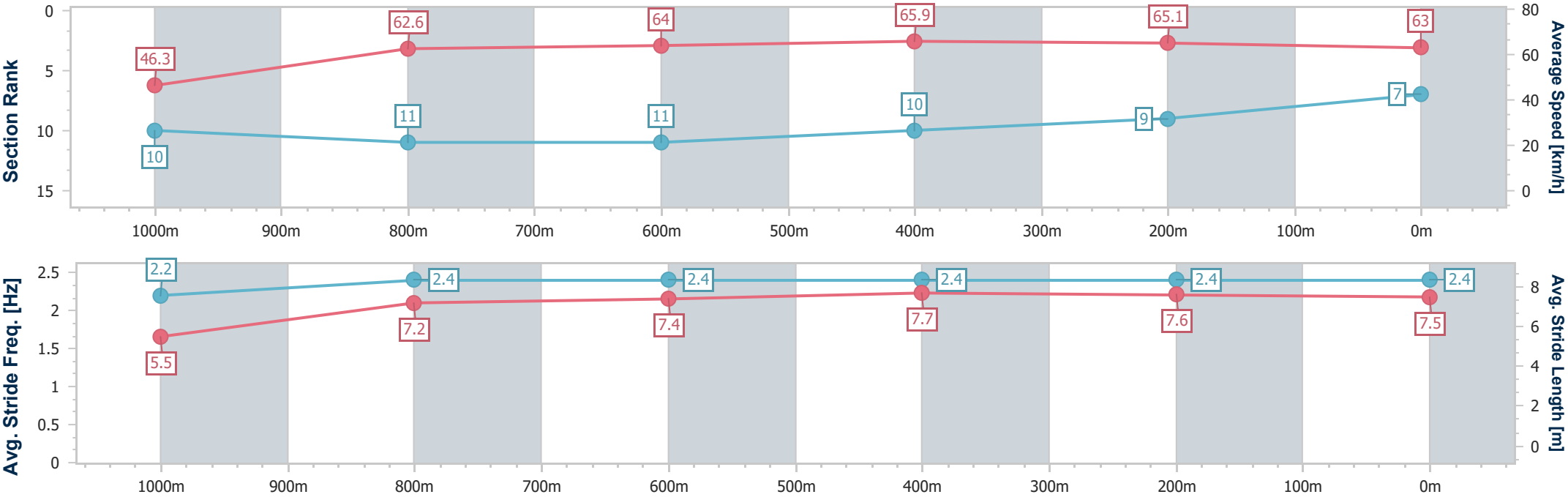
Horse/Jockey Name	Penseur Positif
Final Rank	7
Fastest Section Time (Section)	0:07.78 (Overall)
Top Speed [km/h] (Section)	67.2 (600m)
Race State	Finished



RockhamptonProfessional
Race 5: MELBOURNE CUP RACES AT CALLAGHAN PARK
Maiden Plate - 1100m
21 August 2025 - 14:55
Track Rating: Good 4, Weather: Fine, Rail Position: +5m Entire



Section	Overall	1000m	800m	600m	400m	200m								
Section Times	1:04.10 [7] (0:07.78)	0:56.32 [10] (0:11.48)	0:44.84 [11] (0:11.41)	0:33.43 [11] (0:10.91)	0:22.52 [10] (0:11.08)	0:11.44 [9] (0:11.44)								
Average Speed [km/h]	46.3	62.6	64.0	65.9	65.1	63.0								
Top Speed [km/h]	59.9	63.8	65.8	67.2	66.3	64.9								
Avg. Dist. to Rail [m]	3.0	0.6	1.7	4.0	3.0	2.6								
Avg. Stride Freq. [Hz]	2.2	2.4	2.4	2.4	2.4	2.4								
Avg. Stride Length [m]	5.5	7.2	7.4	7.7	7.6	7.5								





Horse/Jockey Name	Sewn Up
Final Rank	8
Fastest Section Time (Section)	0:07.62 (Overall)
Top Speed [km/h] (Section)	67.2 (800m)
Race State	Finished

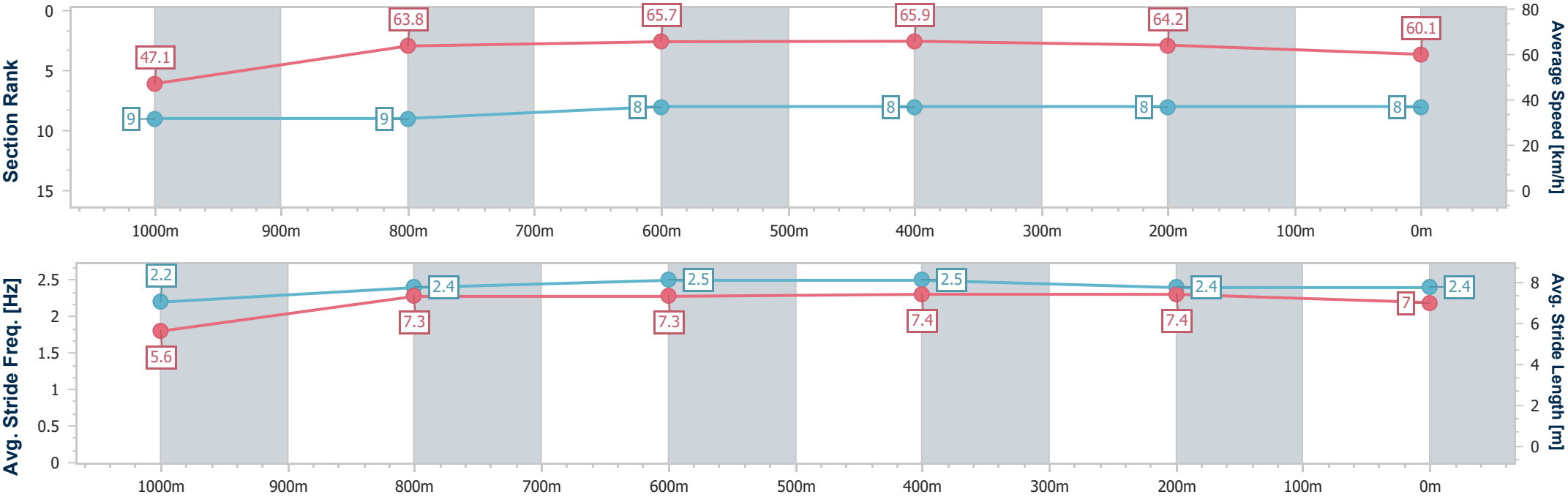


RockhamptonProfessional
Race 5: MELBOURNE CUP RACES AT CALLAGHAN PARK
Maiden Plate - 1100m
21 August 2025 - 14:55



Track Rating: Good 4, Weather: Fine, Rail Position: +5m Entire

Section	Overall	1000m	800m	600m	400m	200m								
Section Times	1:04.47 [8] (0:07.62)	0:56.85 [9] (0:11.43)	0:45.42 [9] (0:11.30)	0:34.12 [8] (0:10.95)	0:23.17 [8] (0:11.18)	0:11.99 [8] (0:11.99)								
Average Speed [km/h]	47.1	63.8	65.7	65.9	64.2	60.1								
Top Speed [km/h]	59.9	65.4	67.2	66.9	65.9	62.6								
Avg. Dist. to Rail [m]	8.6	2.2	3.7	5.0	6.2	5.8								
Avg. Stride Freq. [Hz]	2.2	2.4	2.5	2.5	2.4	2.4								
Avg. Stride Length [m]	5.6	7.3	7.3	7.4	7.4	7.0								





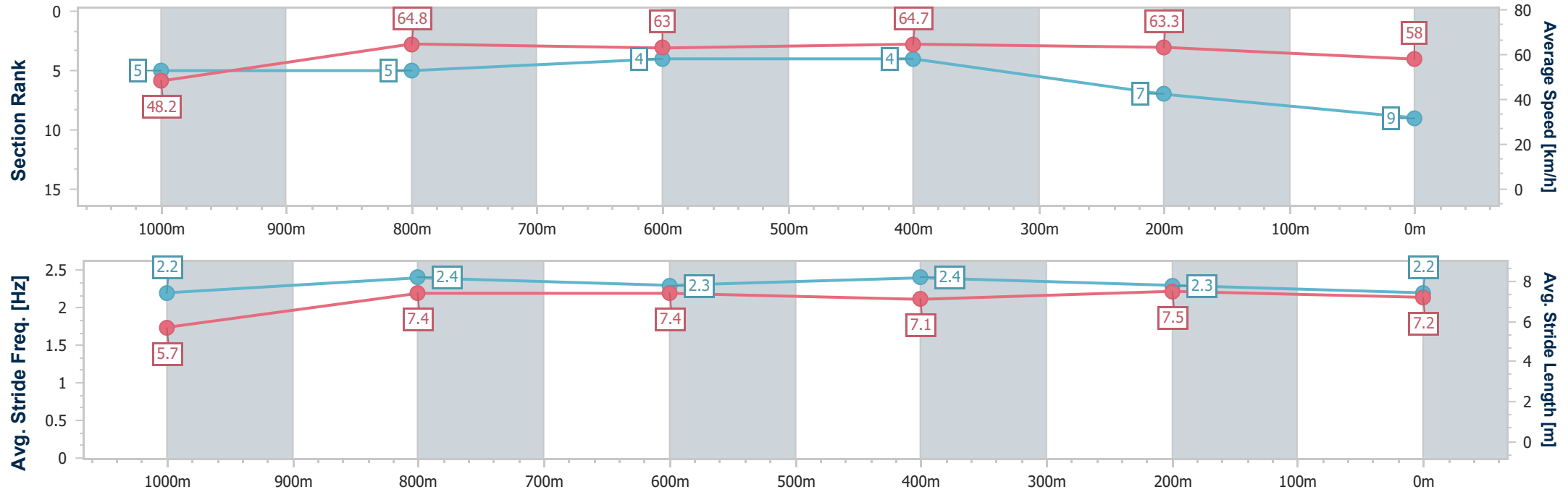
Horse/Jockey Name	Windsor Road
Final Rank	9
Fastest Section Time (Section)	0:07.45 (Overall)
Top Speed [km/h] (Section)	67.1 (1000m)
Race State	Finished



RockhamptonProfessional
Race 5: MELBOURNE CUP RACES AT CALLAGHAN PARK
Maiden Plate - 1100m
21 August 2025 - 14:55
Track Rating: Good 4, Weather: Fine, Rail Position: +5m Entire



Section	Overall	1000m	800m	600m	400m	200m								
Section Times	1:04.57 [9] (0:07.45)	0:57.12 [5] (0:10.99)	0:46.13 [5] (0:11.21)	0:34.92 [4] (0:11.12)	0:23.80 [4] (0:11.41)	0:12.39 [7] (0:12.39)								
Average Speed [km/h]	48.2	64.8	63.0	64.7	63.3	58.0								
Top Speed [km/h]	65.4	67.1	65.2	65.7	65.0	60.6								
Avg. Dist. to Rail [m]	0.5	1.4	2.4	1.9	2.4	1.8								
Avg. Stride Freq. [Hz]	2.2	2.4	2.3	2.4	2.3	2.2								
Avg. Stride Length [m]	5.7	7.4	7.4	7.1	7.5	7.2								





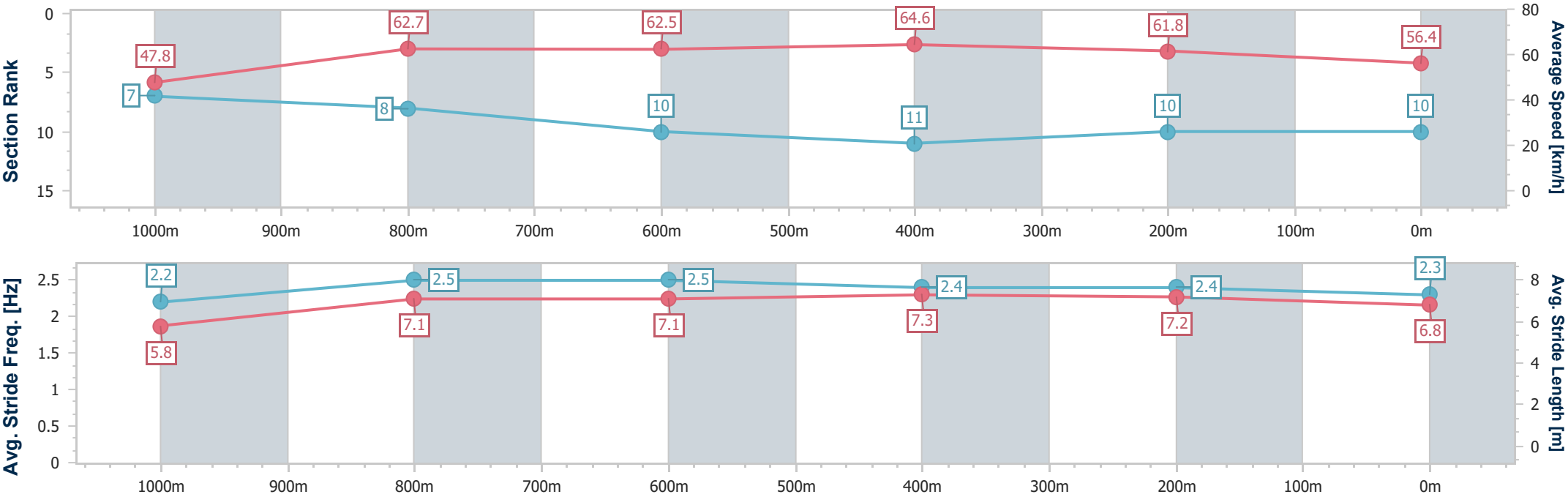
Horse/Jockey Name	Shell Indie
Final Rank	10
Fastest Section Time (Section)	0:07.51 (Overall)
Top Speed [km/h] (Section)	65.8 (600m)
Race State	Finished



RockhamptonProfessional
Race 5: MELBOURNE CUP RACES AT CALLAGHAN PARK
Maiden Plate - 1100m
21 August 2025 - 14:55
Track Rating: Good 4, Weather: Fine, Rail Position: +5m Entire



Section	Overall	1000m	800m	600m	400m	200m								
Section Times	1:06.08 [10] (0:07.51)	0:58.57 [7] (0:11.52)	0:47.05 [8] (0:11.44)	0:35.61 [10] (0:11.20)	0:24.41 [11] (0:11.65)	0:12.76 [10] (0:12.76)								
Average Speed [km/h]	47.8	62.7	62.5	64.6	61.8	56.4								
Top Speed [km/h]	60.8	63.8	63.7	65.8	63.2	59.5								
Avg. Dist. to Rail [m]	0.6	0.4	0.5	2.3	3.5	3.3								
Avg. Stride Freq. [Hz]	2.2	2.5	2.5	2.4	2.4	2.3								
Avg. Stride Length [m]	5.8	7.1	7.1	7.3	7.2	6.8								





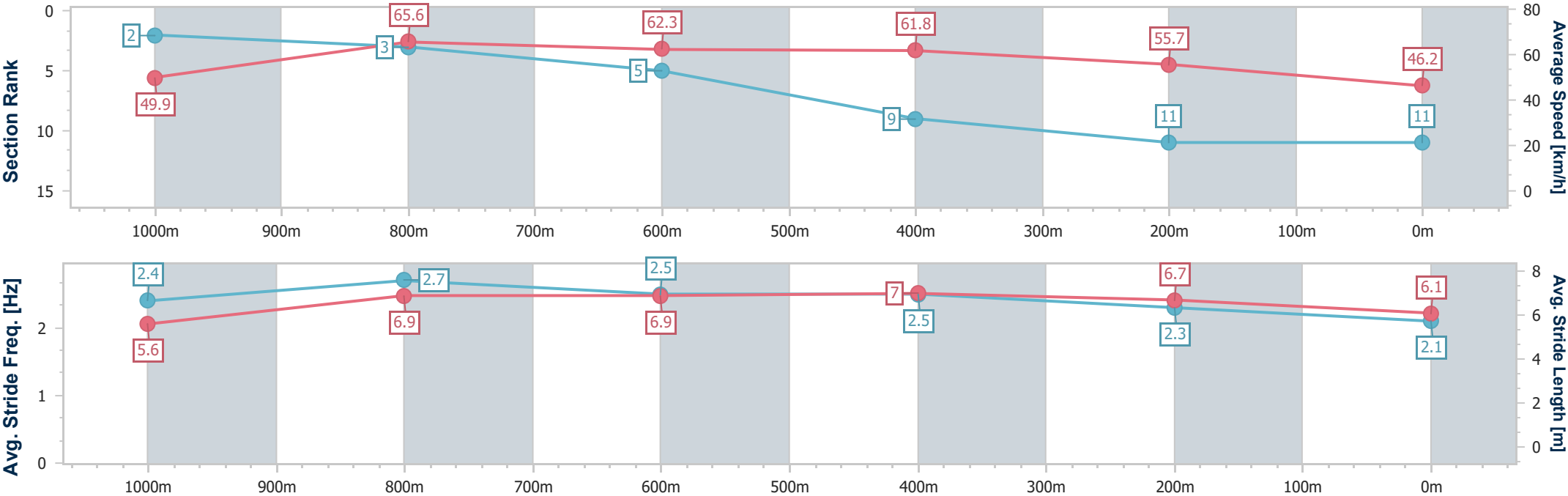
Horse/Jockey Name	Geeceediamond
Final Rank	11
Fastest Section Time (Section)	0:07.21 (Overall)
Top Speed [km/h] (Section)	66.9 (1000m)
Race State	Finished



RockhamptonProfessional
Race 5: MELBOURNE CUP RACES AT CALLAGHAN PARK
Maiden Plate - 1100m
21 August 2025 - 14:55
Track Rating: Good 4, Weather: Fine, Rail Position: +5m Entire



Section	Overall	1000m	800m	600m	400m	200m								
Section Times	1:09.99 [11] (0:07.21)	1:02.78 [2] (0:11.00)	0:51.78 [3] (0:11.61)	0:40.17 [5] (0:11.68)	0:28.49 [9] (0:12.89)	0:15.60 [11] (0:15.60)								
Average Speed [km/h]	49.9	65.6	62.3	61.8	55.7	46.2								
Top Speed [km/h]	64.2	66.9	63.9	62.8	60.2	50.4								
Avg. Dist. to Rail [m]	3.0	0.8	0.7	1.9	2.8	4.1								
Avg. Stride Freq. [Hz]	2.4	2.7	2.5	2.5	2.3	2.1								
Avg. Stride Length [m]	5.6	6.9	6.9	7.0	6.7	6.1								





Rockhampton Professional

Race 6: EDENBROOK DEVELOPMENTS Class 3 Handicap - 1300m

21 August 2025 - 15:35



Track Rating: Good 4, Weather: Fine, Rail Position: +5m Entire

Section						Overall	1200m	1000m	800m	600m	400m	Last 600m	
Field Times						1:15.84 (0:07.61)	1:08.23 (0:11.30)	0:56.93 (0:10.97)	0:45.96 (0:11.69)	0:34.27 (0:11.10)	0:23.17 (0:11.16)	0:00.00	
Rank	TAB	Horse/Jockey	Barrier	Top Speed [km/h]	Fastest Section								Distance Travelled [m]
1	2	WOODSTOCK ROCK	9	66.5	0:07.74	1:15.84 [1]	1:08.10 [3]	0:56.92 [2]	0:45.96 [1]	0:34.27 [1]	0:23.17 [1]	0:34.27	
		Ryan Wiggins		1000m	Overall	(0:07.74)	(0:11.18)	(0:10.96)	(0:11.69)	(0:11.10)	(0:11.16)		
2	1	OUTWITTED	2	66.5	0:07.61	1:15.86 [2]	1:08.25 [1]	0:56.85 [3]	0:45.58 [3]	0:34.10 [3]	0:23.09 [2]	0:34.10 +0	
		Ashley Butler		400m	Overall	(0:07.61)	(0:11.40)	(0:11.27)	(0:11.48)	(0:11.01)	(0:11.10)		
3	7	OUT OF LUCK	5	67.2	0:08.23	1:16.09 [3]	1:07.86 [10]	0:56.59 [8]	0:45.26 [7]	0:33.79 [7]	0:22.84 [5]	0:33.79 +1	
		Justin Huxtable		600m	Overall	(0:08.23)	(0:11.27)	(0:11.33)	(0:11.47)	(0:10.95)	(0:11.04)		
4	6	NICCONORI	1	66.3	0:07.85	1:16.10 [4]	1:08.25 [4]	0:56.97 [5]	0:45.61 [5]	0:34.12 [4]	0:23.07 [4]	0:34.12 +1	
		Amy Graham		600m	Overall	(0:07.85)	(0:11.28)	(0:11.36)	(0:11.49)	(0:11.05)	(0:11.20)		
5	8	ELECTRIC BRAE	8	67.1	0:08.00	1:16.42 [5]	1:08.42 [8]	0:56.59 [9]	0:45.22 [9]	0:33.87 [8]	0:22.93 [8]	0:33.87 -3	
		Anthony Allen		400m	Overall	(0:08.00)	(0:11.83)	(0:11.37)	(0:11.35)	(0:10.94)	(0:10.99)		
6	10	MASALI RAFFA	7	Data was not able to be tracked for this horse		-:-:-	-:-:-	-:-:-	-:-:-	-:-:-	-:-:-	-:-:- -:-:-	
		Natalea Summers											
7	3	ROTHFURY	6	65.8	0:07.90	1:16.73 [7]	1:08.83 [5]	0:57.38 [6]	0:46.15 [6]	0:34.55 [6]	0:23.38 [7]	0:34.55 +3	
		Raul Silvera Olivera		600m	Overall	(0:07.90)	(0:11.45)	(0:11.23)	(0:11.60)	(0:11.17)	(0:11.18)		
8	9	HOLY CROWN	10	66.1	0:07.68	1:16.80 [8]	1:09.12 [2]	0:57.89 [1]	0:46.77 [2]	0:35.11 [2]	0:23.97 [3]	0:35.11 +5	
		Georgina Cartwright		1200m	Overall	(0:07.68)	(0:11.23)	(0:11.12)	(0:11.66)	(0:11.14)	(0:11.47)		
9	4	JUST BINGO	3	65.1	0:07.90	1:17.09 [9]	1:09.19 [6]	0:58.00 [4]	0:46.70 [4]	0:34.99 [5]	0:23.77 [6]	0:34.99 +5	
		McKenzie Apel		1200m	Overall	(0:07.90)	(0:11.19)	(0:11.30)	(0:11.71)	(0:11.22)	(0:11.43)		
10	5	MOISSANITE	4	64.7	0:07.97	1:17.67 [10]	1:09.70 [7]	0:58.19 [7]	0:46.72 [8]	0:34.82 [9]	0:23.56 [9]	0:34.82 +3	
		Adam Sewell		600m	Overall	(0:07.97)	(0:11.51)	(0:11.47)	(0:11.90)	(0:11.26)	(0:11.31)		



Rockhampton Professional

Race 6: EDENBROOK DEVELOPMENTS Class 3 Handicap - 1300m

21 August 2025 - 15:35



Track Rating: Good 4, Weather: Fine, Rail Position: +5m Entire

Section Field Times						200m 0:12.01 (0:12.01)			Last 600m 0:00.00		
Rank	TAB	Horse/Jockey	Barrier	Top Speed [km/h]	Fastest Section	Margin	Margin			Distance Travelled [m]	
1	2	WOODSTOCK ROCK	9	66.5	0:07.74	0:12.01 [1]	1:15.84		0:34.27		
		Ryan Wiggins		1000m	Overall	(0:12.01)					
2	1	OUTWITTED	2	66.5	0:07.61	0:11.99 [2]	0.13L		0:34.10		+0
		Ashley Butler		400m	Overall	(0:11.99)					
3	7	OUT OF LUCK	5	67.2	0:08.23	0:11.80 [4]	1.52L		0:33.79		+1
		Justin Huxtable		600m	Overall	(0:11.80)					
4	6	NICCONORI	1	66.3	0:07.85	0:11.87 [3]	1.54L		0:34.12		+1
		Amy Graham		600m	Overall	(0:11.87)					
5	8	ELECTRIC BRAE	8	67.1	0:08.00	0:11.94 [6]	3.44L		0:33.87		-3
		Anthony Allen		400m	Overall	(0:11.94)					
6	10	MASALI RAFFA	7	Data was not able to be tracked for this horse		-:--:-	4.71L		-:--:-		----
		Natalea Summers									
7	3	ROTHFURY	6	65.8	0:07.90	0:12.20 [7]	5.25L		0:34.55		+3
		Raul Silvera Olivera		600m	Overall	(0:12.20)					
8	9	HOLY CROWN	10	66.1	0:07.68	0:12.50 [5]	5.69L		0:35.11		+5
		Georgina Cartwright		1200m	Overall	(0:12.50)					
9	4	JUST BINGO	3	65.1	0:07.90	0:12.34 [8]	7.37L		0:34.99		+5
		McKenzie Apel		1200m	Overall	(0:12.34)					
10	5	MOISSANITE	4	64.7	0:07.97	0:12.25 [9]	10.78L		0:34.82		+3
		Adam Sewell		600m	Overall	(0:12.25)					



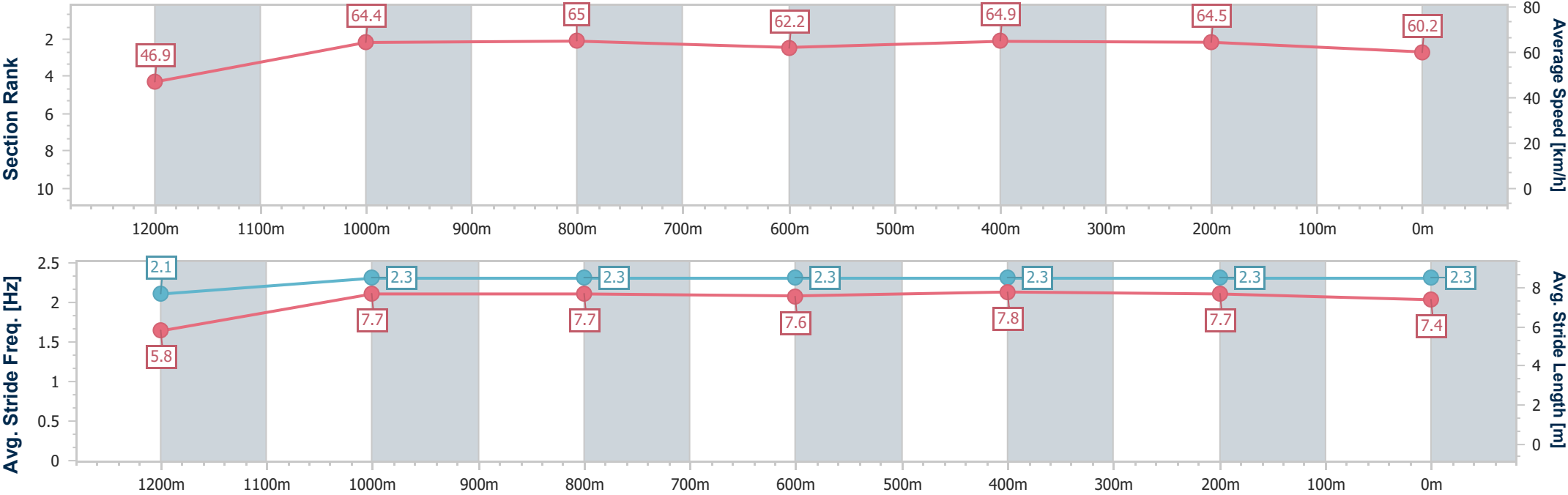
Horse/Jockey Name	Woodstock Rock
Final Rank	1
Fastest Section Time (Section)	0:07.74 (Overall)
Top Speed [km/h] (Section)	66.5 (1000m)
Race State	Finished



RockhamptonProfessional
Race 6: EDENBROOK DEVELOPMENTS Class 3 Handicap - 1300m
21 August 2025 - 15:35
Track Rating: Good 4, Weather: Fine, Rail Position: +5m Entire



Section	Overall	1200m	1000m	800m	600m	400m	200m						
Section Times	1:15.84 [1] (0:07.74)	1:08.10 [3] (0:11.18)	0:56.92 [2] (0:10.96)	0:45.96 [1] (0:11.69)	0:34.27 [1] (0:11.10)	0:23.17 [1] (0:11.16)	0:12.01 [1] (0:12.01)						
Average Speed [km/h]	46.9	64.4	65.0	62.2	64.9	64.5	60.2						
Top Speed [km/h]	62.7	65.3	66.5	63.9	65.8	65.7	63.0						
Avg. Dist. to Rail [m]	7.4	1.0	1.4	1.5	2.1	2.0	2.3						
Avg. Stride Freq. [Hz]	2.1	2.3	2.3	2.3	2.3	2.3	2.3						
Avg. Stride Length [m]	5.8	7.7	7.7	7.6	7.8	7.7	7.4						





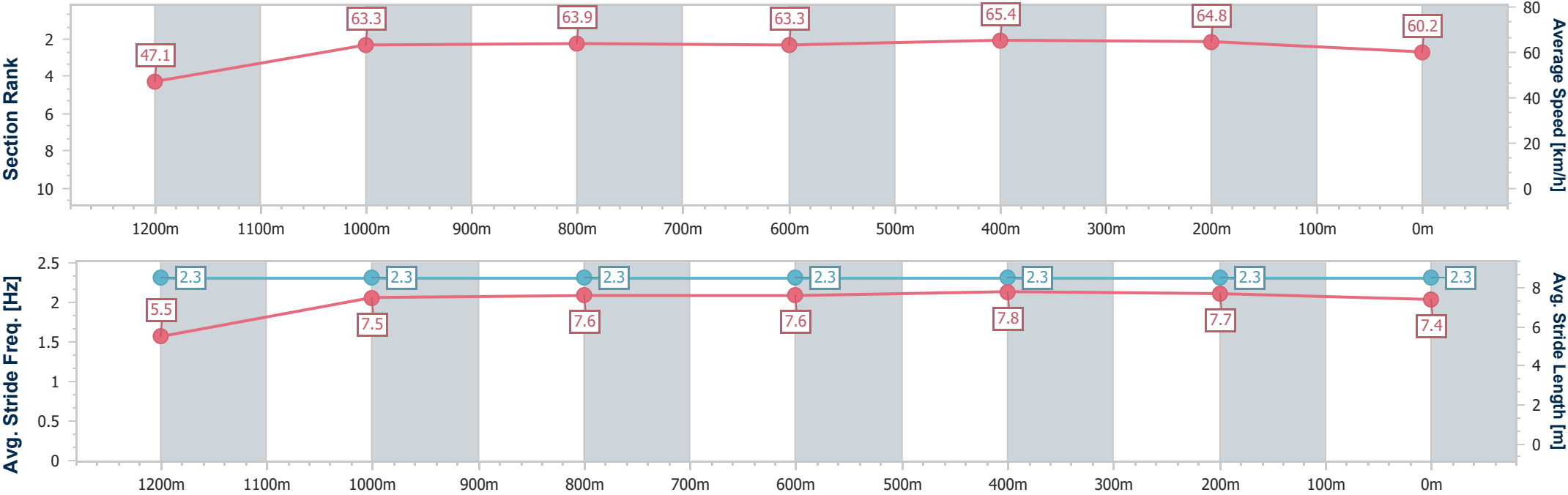
Horse/Jockey Name	Outwitted
Final Rank	2
Fastest Section Time (Section)	0:07.61 (Overall)
Top Speed [km/h] (Section)	66.5 (400m)
Race State	Finished



RockhamptonProfessional
Race 6: EDENBROOK DEVELOPMENTS Class 3 Handicap - 1300m
21 August 2025 - 15:35
Track Rating: Good 4, Weather: Fine, Rail Position: +5m Entire



Section	Overall	1200m	1000m	800m	600m	400m	200m						
Section Times	1:15.86 [2] (0:07.61)	1:08.25 [1] (0:11.40)	0:56.85 [3] (0:11.27)	0:45.58 [3] (0:11.48)	0:34.10 [3] (0:11.01)	0:23.09 [2] (0:11.10)	0:11.99 [2] (0:11.99)						
Average Speed [km/h]	47.1	63.3	63.9	63.3	65.4	64.8	60.2						
Top Speed [km/h]	63.6	63.8	64.2	64.3	66.4	66.5	62.8						
Avg. Dist. to Rail [m]	1.3	0.6	0.5	1.5	2.3	3.1	3.4						
Avg. Stride Freq. [Hz]	2.3	2.3	2.3	2.3	2.3	2.3	2.3						
Avg. Stride Length [m]	5.5	7.5	7.6	7.6	7.8	7.7	7.4						





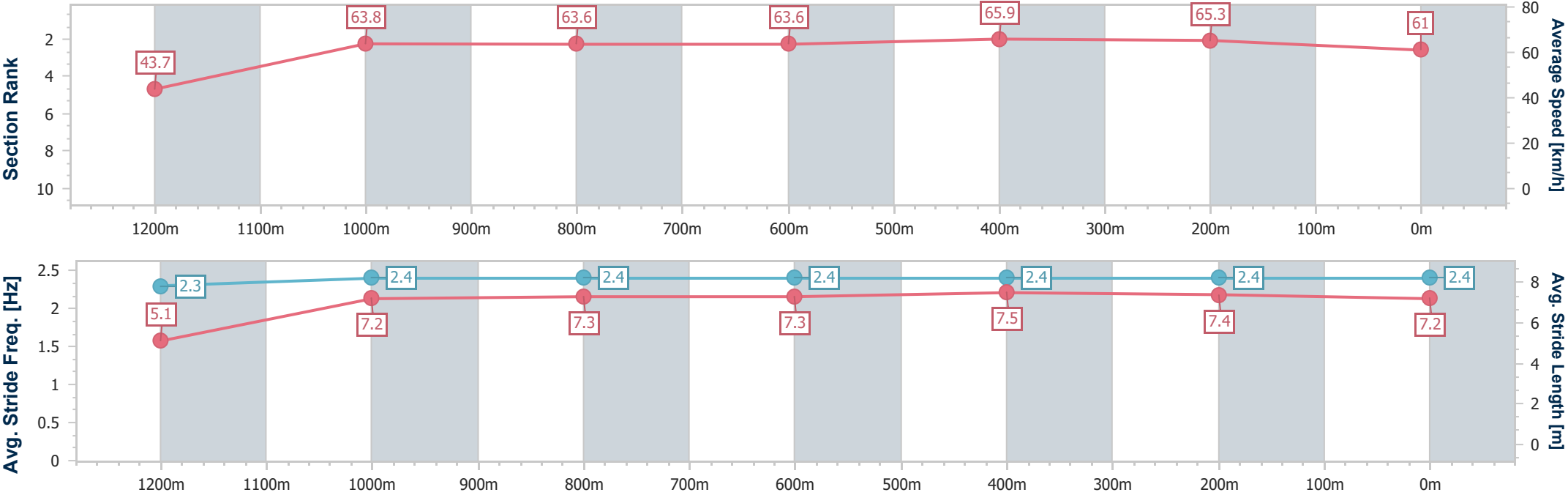
Horse/Jockey Name	Out Of Luck
Final Rank	3
Fastest Section Time (Section)	0:08.23 (Overall)
Top Speed [km/h] (Section)	67.2 (600m)
Race State	Finished



RockhamptonProfessional
Race 6: EDENBROOK DEVELOPMENTS Class 3 Handicap - 1300m
21 August 2025 - 15:35
Track Rating: Good 4, Weather: Fine, Rail Position: +5m Entire



Section	Overall	1200m	1000m	800m	600m	400m	200m						
Section Times	1:16.09 [3] (0:08.23)	1:07.86 [10] (0:11.27)	0:56.59 [8] (0:11.33)	0:45.26 [7] (0:11.47)	0:33.79 [7] (0:10.95)	0:22.84 [5] (0:11.04)	0:11.80 [4] (0:11.80)						
Average Speed [km/h]	43.7	63.8	63.6	63.6	65.9	65.3	61.0						
Top Speed [km/h]	63.4	65.0	64.7	65.2	67.2	67.2	63.4						
Avg. Dist. to Rail [m]	3.7	0.3	0.4	1.8	2.9	5.5	6.5						
Avg. Stride Freq. [Hz]	2.3	2.4	2.4	2.4	2.4	2.4	2.4						
Avg. Stride Length [m]	5.1	7.2	7.3	7.3	7.5	7.4	7.2						





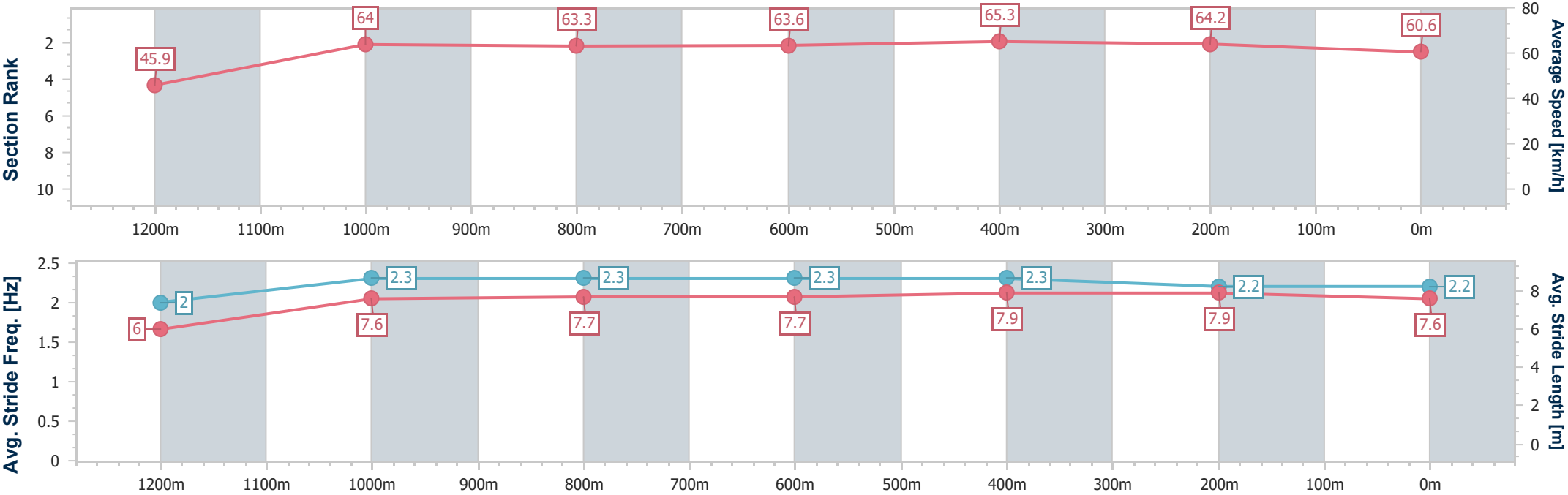
Horse/Jockey Name	Nicconori
Final Rank	4
Fastest Section Time (Section)	0:07.85 (Overall)
Top Speed [km/h] (Section)	66.3 (600m)
Race State	Finished



RockhamptonProfessional
Race 6: EDENBROOK DEVELOPMENTS Class 3 Handicap - 1300m
21 August 2025 - 15:35
Track Rating: Good 4, Weather: Fine, Rail Position: +5m Entire



Section	Overall	1200m	1000m	800m	600m	400m	200m						
Section Times	1:16.10 [4] (0:07.85)	1:08.25 [4] (0:11.28)	0:56.97 [5] (0:11.36)	0:45.61 [5] (0:11.49)	0:34.12 [4] (0:11.05)	0:23.07 [4] (0:11.20)	0:11.87 [3] (0:11.87)						
Average Speed [km/h]	45.9	64.0	63.3	63.6	65.3	64.2	60.6						
Top Speed [km/h]	65.1	64.9	64.4	64.2	66.3	66.0	63.6						
Avg. Dist. to Rail [m]	0.9	0.1	0.2	1.9	2.7	2.3	2.1						
Avg. Stride Freq. [Hz]	2.0	2.3	2.3	2.3	2.3	2.2	2.2						
Avg. Stride Length [m]	6.0	7.6	7.7	7.7	7.9	7.9	7.6						





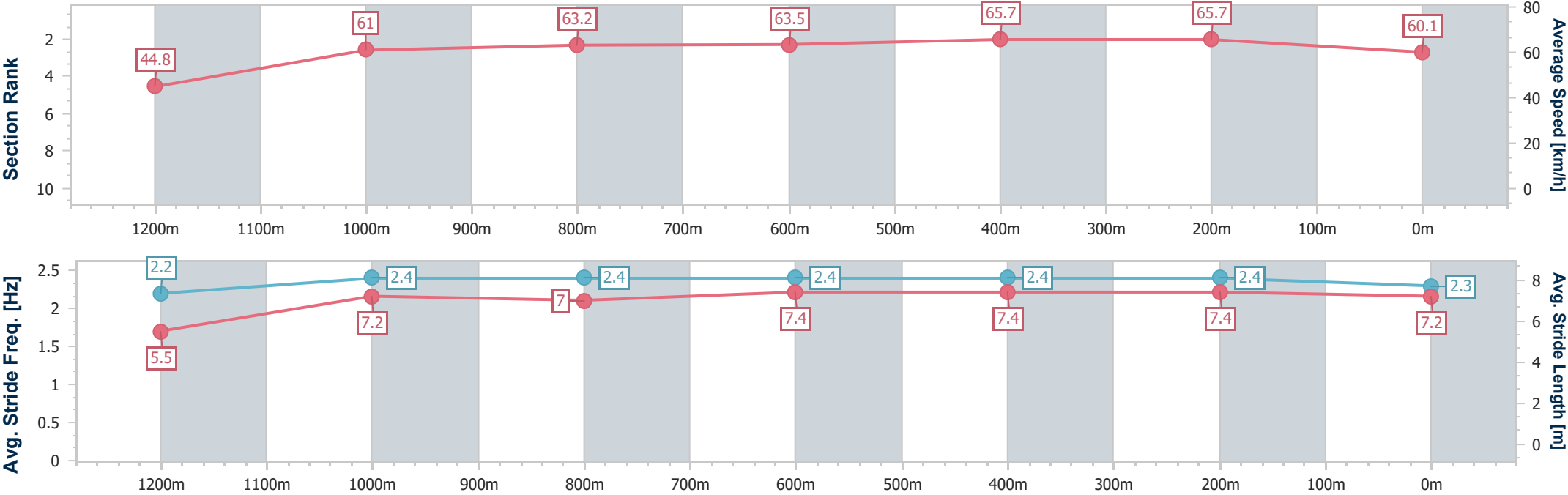
Horse/Jockey Name	Electric Brae
Final Rank	5
Fastest Section Time (Section)	0:08.00 (Overall)
Top Speed [km/h] (Section)	67.1 (400m)
Race State	Finished



RockhamptonProfessional
Race 6: EDENBROOK DEVELOPMENTS Class 3 Handicap - 1300m
21 August 2025 - 15:35
Track Rating: Good 4, Weather: Fine, Rail Position: +5m Entire



Section	Overall	1200m	1000m	800m	600m	400m	200m						
Section Times	1:16.42 [5] (0:08.00)	1:08.42 [8] (0:11.83)	0:56.59 [9] (0:11.37)	0:45.22 [9] (0:11.35)	0:33.87 [8] (0:10.94)	0:22.93 [8] (0:10.99)	0:11.94 [6] (0:11.94)						
Average Speed [km/h]	44.8	61.0	63.2	63.5	65.7	65.7	60.1						
Top Speed [km/h]	60.7	63.3	64.7	64.1	66.8	67.1	63.6						
Avg. Dist. to Rail [m]	7.2	2.9	0.5	0.8	1.2	2.9	4.5						
Avg. Stride Freq. [Hz]	2.2	2.4	2.4	2.4	2.4	2.4	2.3						
Avg. Stride Length [m]	5.5	7.2	7.0	7.4	7.4	7.4	7.2						





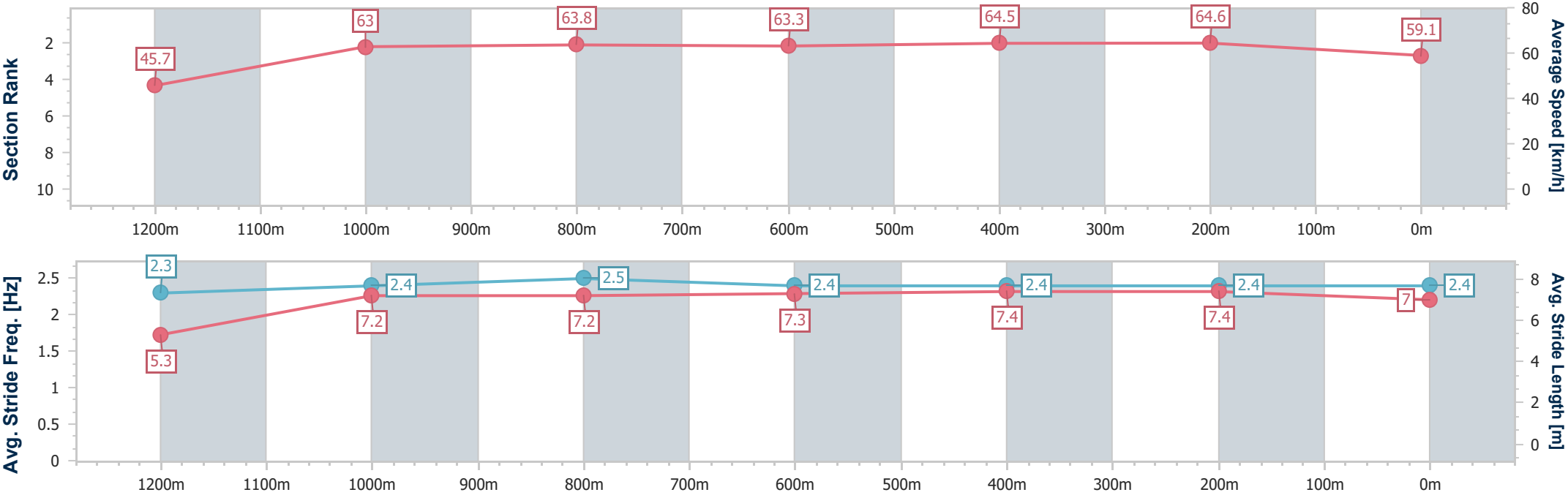
Horse/Jockey Name	Rothfury
Final Rank	7
Fastest Section Time (Section)	0:07.90 (Overall)
Top Speed [km/h] (Section)	65.8 (600m)
Race State	Finished



RockhamptonProfessional
Race 6: EDENBROOK DEVELOPMENTS Class 3 Handicap - 1300m
21 August 2025 - 15:35
Track Rating: Good 4, Weather: Fine, Rail Position: +5m Entire



Section	Overall	1200m	1000m	800m	600m	400m	200m						
Section Times	1:16.73 [7] (0:07.90)	1:08.83 [5] (0:11.45)	0:57.38 [6] (0:11.23)	0:46.15 [6] (0:11.60)	0:34.55 [6] (0:11.17)	0:23.38 [7] (0:11.18)	0:12.20 [7] (0:12.20)						
Average Speed [km/h]	45.7	63.0	63.8	63.3	64.5	64.6	59.1						
Top Speed [km/h]	61.8	63.9	64.8	64.6	65.8	65.6	63.1						
Avg. Dist. to Rail [m]	3.8	0.7	0.4	2.5	5.2	7.6	7.8						
Avg. Stride Freq. [Hz]	2.3	2.4	2.5	2.4	2.4	2.4	2.4						
Avg. Stride Length [m]	5.3	7.2	7.2	7.3	7.4	7.4	7.0						





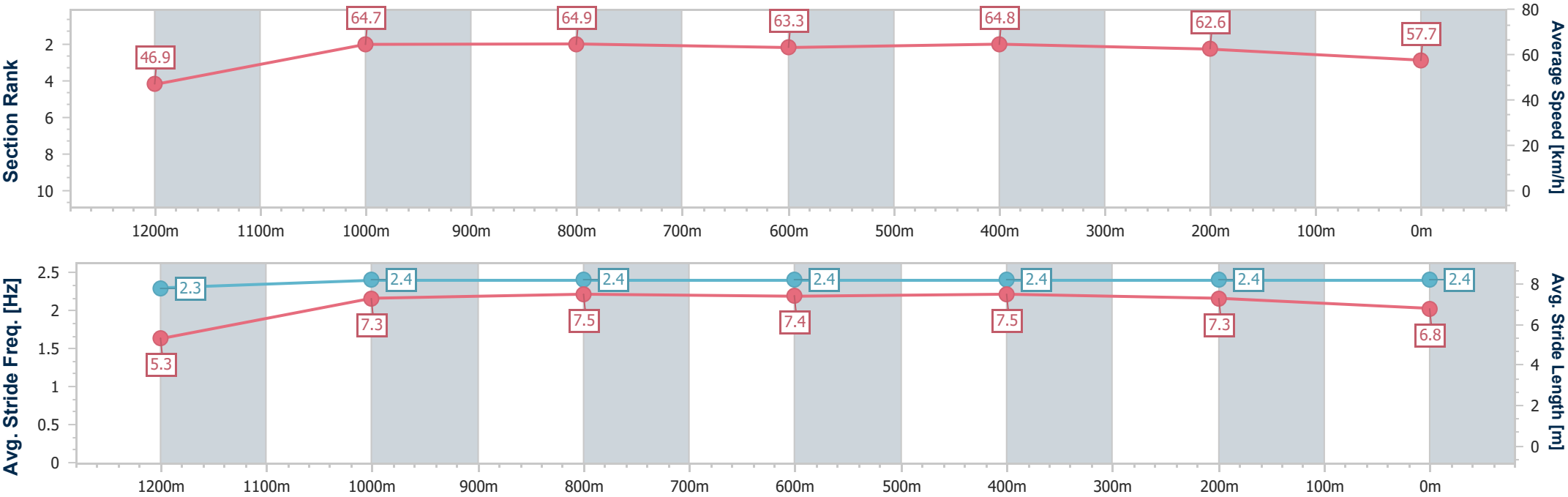
Horse/Jockey Name	Holy Crown
Final Rank	8
Fastest Section Time (Section)	0:07.68 (Overall)
Top Speed [km/h] (Section)	66.1 (1200m)
Race State	Finished



RockhamptonProfessional
Race 6: EDENBROOK DEVELOPMENTS Class 3 Handicap - 1300m
21 August 2025 - 15:35
Track Rating: Good 4, Weather: Fine, Rail Position: +5m Entire



Section	Overall	1200m	1000m	800m	600m	400m	200m						
Section Times	1:16.80 [8] (0:07.68)	1:09.12 [2] (0:11.23)	0:57.89 [1] (0:11.12)	0:46.77 [2] (0:11.66)	0:35.11 [2] (0:11.14)	0:23.97 [3] (0:11.47)	0:12.50 [5] (0:12.50)						
Average Speed [km/h]	46.9	64.7	64.9	63.3	64.8	62.6	57.7						
Top Speed [km/h]	62.2	66.1	66.0	64.6	65.8	65.5	61.0						
Avg. Dist. to Rail [m]	9.9	3.3	0.9	2.7	2.5	3.1	3.1						
Avg. Stride Freq. [Hz]	2.3	2.4	2.4	2.4	2.4	2.4	2.4						
Avg. Stride Length [m]	5.3	7.3	7.5	7.4	7.5	7.3	6.8						





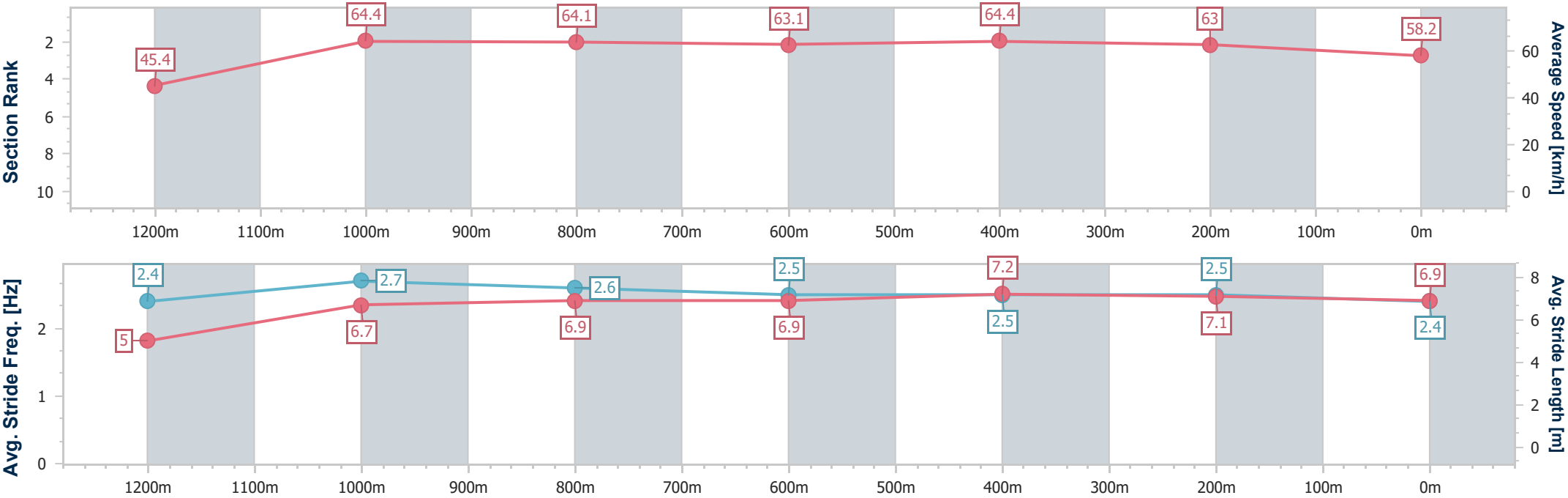
Horse/Jockey Name	Just Bingo
Final Rank	9
Fastest Section Time (Section)	0:07.90 (Overall)
Top Speed [km/h] (Section)	65.1 (1200m)
Race State	Finished



RockhamptonProfessional
Race 6: EDENBROOK DEVELOPMENTS Class 3 Handicap - 1300m
21 August 2025 - 15:35
Track Rating: Good 4, Weather: Fine, Rail Position: +5m Entire



Section	Overall	1200m	1000m	800m	600m	400m	200m						
Section Times	1:17.09 [9] (0:07.90)	1:09.19 [6] (0:11.19)	0:58.00 [4] (0:11.30)	0:46.70 [4] (0:11.71)	0:34.99 [5] (0:11.22)	0:23.77 [6] (0:11.43)	0:12.34 [8] (0:12.34)						
Average Speed [km/h]	45.4	64.4	64.1	63.1	64.4	63.0	58.2						
Top Speed [km/h]	62.5	65.1	65.1	64.7	65.1	64.2	61.0						
Avg. Dist. to Rail [m]	1.8	0.4	1.0	3.5	3.5	5.2	4.6						
Avg. Stride Freq. [Hz]	2.4	2.7	2.6	2.5	2.5	2.5	2.4						
Avg. Stride Length [m]	5.0	6.7	6.9	6.9	7.2	7.1	6.9						





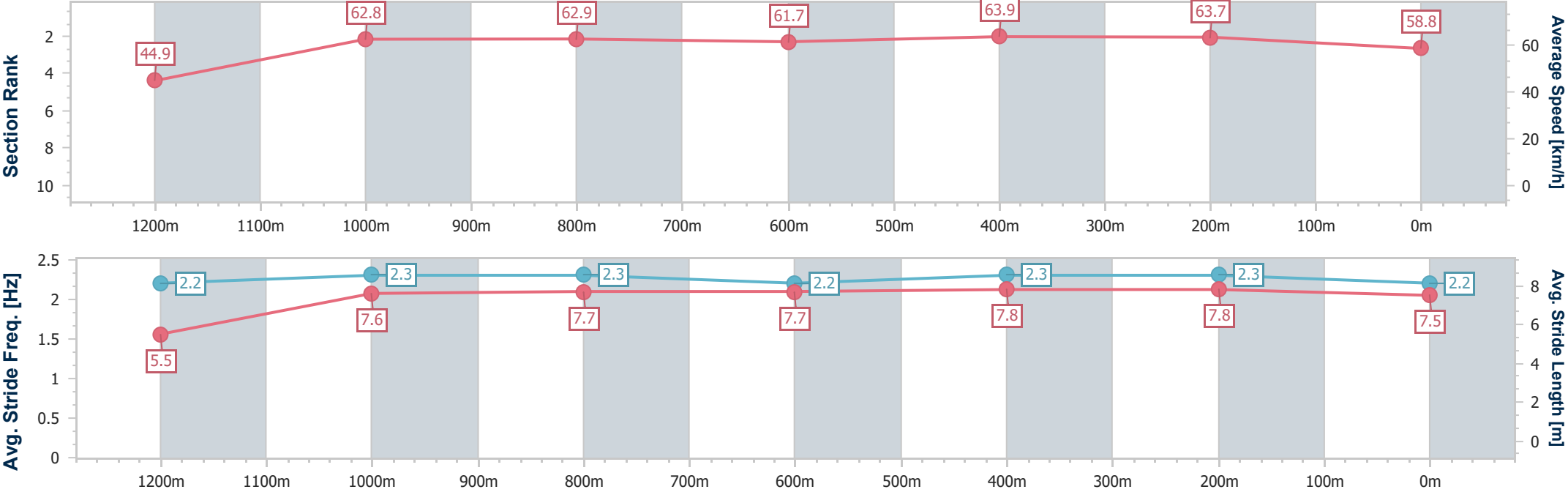
Horse/Jockey Name	Moissanite
Final Rank	10
Fastest Section Time (Section)	0:07.97 (Overall)
Top Speed [km/h] (Section)	64.7 (600m)
Race State	Finished



RockhamptonProfessional
Race 6: EDENBROOK DEVELOPMENTS Class 3 Handicap - 1300m
21 August 2025 - 15:35
Track Rating: Good 4, Weather: Fine, Rail Position: +5m Entire



Section	Overall	1200m	1000m	800m	600m	400m	200m						
Section Times	1:17.67 [10] (0:07.97)	1:09.70 [7] (0:11.51)	0:58.19 [7] (0:11.47)	0:46.72 [8] (0:11.90)	0:34.82 [9] (0:11.26)	0:23.56 [9] (0:11.31)	0:12.25 [9] (0:12.25)						
Average Speed [km/h]	44.9	62.8	62.9	61.7	63.9	63.7	58.8						
Top Speed [km/h]	60.3	63.7	63.4	63.3	64.7	64.4	62.2						
Avg. Dist. to Rail [m]	3.4	1.1	0.4	2.4	3.3	3.6	4.5						
Avg. Stride Freq. [Hz]	2.2	2.3	2.3	2.2	2.3	2.3	2.2						
Avg. Stride Length [m]	5.5	7.6	7.7	7.7	7.8	7.8	7.5						





Horse/Jockey Name	Masali Raffa
Final Rank	-
Fastest Section Time (Section)	-:--:--
Top Speed [km/h] (Section)	--.-
Race State	DidNotTrack



RockhamptonProfessional
Race 6: EDENBROOK DEVELOPMENTS Class 3 Handicap - 1300m
21 August 2025 - 15:35
Track Rating: Good 4, Weather: Fine, Rail Position: +5m Entire



Section	Overall	1200m	1000m	800m	600m	400m	200m						
Section Times	-:--:--	-:--:--	-:--:--	-:--:--	-:--:--	-:--:--	-:--:--						
Average Speed [km/h]	--.-	--.-	--.-	--.-	--.-	--.-	--.-						
Top Speed [km/h]	--.-	--.-	--.-	--.-	--.-	--.-	--.-						
Avg. Dist. to Rail [m]	.-	.-	.-	.-	.-	.-	.-						
Avg. Stride Freq. [Hz]	--.-	--.-	--.-	--.-	--.-	--.-	--.-						
Avg. Stride Length [m]	--.-	--.-	--.-	--.-	--.-	--.-	--.-						

- [] Ranking at each section and finish
- :--:-- No data available at this section
- NA No data available



Rockhampton Professional
Race 7: PARKHURST QUALITY MEATS RATINGS BAND 0 - 55 Handicap -
1400m

21 August 2025 - 16:11



Track Rating: Good 4, Weather: Fine, Rail Position: +5m Entire

Section						Overall	1200m	1000m	800m	600m	400m	Last 600m	
Field Times						1:22.57 (0:12.95)	1:09.62 (0:10.79)	0:58.83 (0:11.34)	0:47.49 (0:11.73)	0:35.76 (0:11.51)	0:24.25 (0:11.58)	0:35.76	
Rank	TAB	Horse/Jockey	Barrier	Top Speed [km/h]	Fastest Section								Distance Travelled [m]
1	1	TIZSO FAB	8	68.1	0:10.79	1:22.57 [1]	1:09.62 [1]	0:58.83 [1]	0:47.47 [2]	0:35.71 [2]	0:24.25 [1]	0:35.71	
		McKenzie Apel		Overall	1200m	(0:12.95)	(0:10.79)	(0:11.36)	(0:11.76)	(0:11.46)	(0:11.58)		
2	7	JAY BEE ELL	2	65.6	0:11.17	1:22.71 [2]	1:09.47 [5]	0:58.30 [7]	0:46.89 [7]	0:35.11 [7]	0:23.90 [5]	0:35.11 +4	
		Adam Sewell		600m	1200m	(0:13.24)	(0:11.17)	(0:11.41)	(0:11.78)	(0:11.21)	(0:11.46)		
3	4	ICONIC PRINCE	1	65.6	0:11.13	1:22.72 [3]	1:09.11 [9]	0:57.98 [9]	0:46.71 [9]	0:35.02 [8]	0:23.72 [7]	0:35.02 +3	
		Sean Cormack		1200m	1200m	(0:13.61)	(0:11.13)	(0:11.27)	(0:11.69)	(0:11.30)	(0:11.41)		
4	12	LATIN LOVE	5	66.5	0:11.16	1:22.76 [4]	1:09.13 [11]	0:57.85 [11]	0:46.49 [11]	0:34.84 [10]	0:23.68 [9]	0:34.84 +3	
		Brooke Johnson		600m	600m	(0:13.63)	(0:11.28)	(0:11.36)	(0:11.65)	(0:11.16)	(0:11.33)		
5	3	SANTORINI SUMMER	4	66.5	0:11.13	1:22.90 [5]	1:09.92 [3]	0:58.79 [3]	0:47.41 [3]	0:35.66 [3]	0:24.12 [3]	0:35.66 +2	
		Tahlia Fenlon		1200m	1200m	(0:12.98)	(0:11.13)	(0:11.38)	(0:11.75)	(0:11.54)	(0:11.37)		
6	2	VICTORY'S GHOST	12	67.2	0:10.95	1:23.11 [6]	1:09.72 [7]	0:58.77 [6]	0:47.33 [6]	0:35.59 [5]	0:24.33 [4]	0:35.59 +6	
		Leah Martyn		1200m	1200m	(0:13.39)	(0:10.95)	(0:11.44)	(0:11.74)	(0:11.26)	(0:11.57)		
7	9	BULL DIMPLE RUM	3	66.0	0:11.15	1:23.13 [7]	1:09.24 [12]	0:58.09 [12]	0:46.63 [12]	0:34.96 [12]	0:23.79 [11]	0:34.96 +3	
		Raul Silvera Olivera		1200m	1200m	(0:13.89)	(0:11.15)	(0:11.46)	(0:11.67)	(0:11.17)	(0:11.40)		
8	6	NATIVE BEE	6	65.1	0:11.18	1:23.33 [8]	1:09.86 [8]	0:58.68 [8]	0:47.35 [8]	0:35.47 [9]	0:24.01 [10]	0:35.47 +4	
		Georgina Cartwright		1200m	1200m	(0:13.47)	(0:11.18)	(0:11.33)	(0:11.88)	(0:11.46)	(0:11.51)		
9	11	FLAWLESS AMBITION	10	66.6	0:11.10	1:23.60 [9]	1:10.51 [4]	0:59.41 [4]	0:47.98 [4]	0:36.18 [4]	0:24.78 [6]	0:36.18 +0	
		Anthony Allen		Overall	1200m	(0:13.09)	(0:11.10)	(0:11.43)	(0:11.80)	(0:11.40)	(0:11.85)		
10	5	KIRELLA SHORES	7	65.0	0:11.23	1:23.81 [10]	1:10.19 [10]	0:58.96 [10]	0:47.59 [10]	0:35.76 [11]	0:24.42 [12]	0:35.76 +7	
		Tasha Chambers		1200m	1200m	(0:13.62)	(0:11.23)	(0:11.37)	(0:11.83)	(0:11.34)	(0:11.64)		

Scratched: Masali Raffa (#13)

Report Created: Thu 21 August 2025 17:06 GMT+1 (Note: Timing is based on position data)

Page 1/16

[] Ranking at each section and finish
-:-:- No data available at this section
NA No data available

SCN Saddle cloth number
DNF Did not finish
DNT Did not track

data processed by  TRIPLESDATA



Rockhampton Professional
Race 7: PARKHURST QUALITY MEATS RATINGS BAND 0 - 55 Handicap -
1400m
21 August 2025 - 16:11



Track Rating: Good 4, Weather: Fine, Rail Position: +5m Entire

Section					Overall	1200m	1000m	800m	600m	400m	Last 600m		
Field Times					1:22.57 (0:12.95)	1:09.62 (0:10.79)	0:58.83 (0:11.34)	0:47.49 (0:11.73)	0:35.76 (0:11.51)	0:24.25 (0:11.58)	0:35.76		
Rank	TAB	Horse/Jockey	Barrier	Top Speed [km/h]	Fastest Section							Distance Travelled [m]	
11	8	SPIRITED SMILE	9	66.6	0:11.00	1:23.86 [11]	1:10.61 [6]	0:59.61 [5]	0:48.13 [5]	0:36.33 [6]	0:24.81 [8]	0:36.33	+2
		Amy Graham		1200m	1200m	(0:13.25)	(0:11.00)	(0:11.48)	(0:11.80)	(0:11.52)	(0:11.82)		
12	10	FINE AND RARE	11	67.6	0:10.86	1:24.70 [12]	1:11.72 [2]	1:00.86 [2]	0:49.62 [1]	0:37.89 [1]	0:26.14 [2]	0:37.89	+2
		Nikki Olzard		1200m	1200m	(0:12.98)	(0:10.86)	(0:11.24)	(0:11.73)	(0:11.75)	(0:12.25)		

Scratched: Masali Raffa (#13)



Rockhampton Professional
Race 7: PARKHURST QUALITY MEATS RATINGS BAND 0 - 55 Handicap -
1400m
21 August 2025 - 16:11



Track Rating: Good 4, Weather: Fine, Rail Position: +5m Entire

Section		200m					Last 600m		
Field Times		0:12.67 (0:12.67)					0:35.76		
Rank	TAB	Horse/Jockey	Barrier	Top Speed [km/h]	Fastest Section	Margin		Distance Travelled [m]	
1	1	TIZSO FAB	8	68.1	0:10.79	0:12.67 [1]	1:22.57	0:35.71	
		McKenzie Apel		Overall	1200m	(0:12.67)			
2	7	JAY BEE ELL	2	65.6	0:11.17	0:12.44 [3]	0.8L	0:35.11 +4	
		Adam Sewell		600m	1200m	(0:12.44)			
3	4	ICONIC PRINCE	1	65.6	0:11.13	0:12.31 [6]	0.87L	0:35.02 +3	
		Sean Cormack		1200m	1200m	(0:12.31)			
4	12	LATIN LOVE	5	66.5	0:11.16	0:12.35 [5]	1.07L	0:34.84 +3	
		Brooke Johnson		600m	600m	(0:12.35)			
5	3	SANTORINI SUMMER	4	66.5	0:11.13	0:12.75 [2]	1.94L	0:35.66 +2	
		Tahlia Fenlon		1200m	1200m	(0:12.75)			
6	2	VICTORY'S GHOST	12	67.2	0:10.95	0:12.76 [4]	3.15L	0:35.59 +6	
		Leah Martyn		1200m	1200m	(0:12.76)			
7	9	BULL DIMPLE RUM	3	66.0	0:11.15	0:12.39 [8]	3.29L	0:34.96 +3	
		Raul Silvera Olivera		1200m	1200m	(0:12.39)			
8	6	NATIVE BEE	6	65.1	0:11.18	0:12.50 [10]	4.45L	0:35.47 +4	
		Georgina Cartwright		1200m	1200m	(0:12.50)			
9	11	FLAWLESS AMBITION	10	66.6	0:11.10	0:12.93 [7]	6.02L	0:36.18 +0	
		Anthony Allen		Overall	1200m	(0:12.93)			
10	5	KIRELLA SHORES	7	65.0	0:11.23	0:12.78 [12]	7.24L	0:35.76 +7	
		Tasha Chambers		1200m	1200m	(0:12.78)			

Scratched: Masali Raffa (#13)



Rockhampton Professional
Race 7: PARKHURST QUALITY MEATS RATINGS BAND 0 - 55 Handicap -
1400m
21 August 2025 - 16:11



Track Rating: Good 4, Weather: Fine, Rail Position: +5m Entire

Section						200m		Last 600m	
Field Times						0:12.67 (0:12.67)		0:35.76	
Rank	TAB	Horse/Jockey	Barrier	Top Speed [km/h]	Fastest Section	Margin		Distance Travelled [m]	
11	8	SPIRITED SMILE	9	66.6	0:11.00	0:12.99 [11]	7.59L	0:36.33	+2
		Amy Graham		1200m	1200m	(0:12.99)			
12	10	FINE AND RARE	11	67.6	0:10.86	0:13.89 [9]	12.49L	0:37.89	+2
		Nikki Olzard		1200m	1200m	(0:13.89)			

Scratched: Masali Raffa (#13)



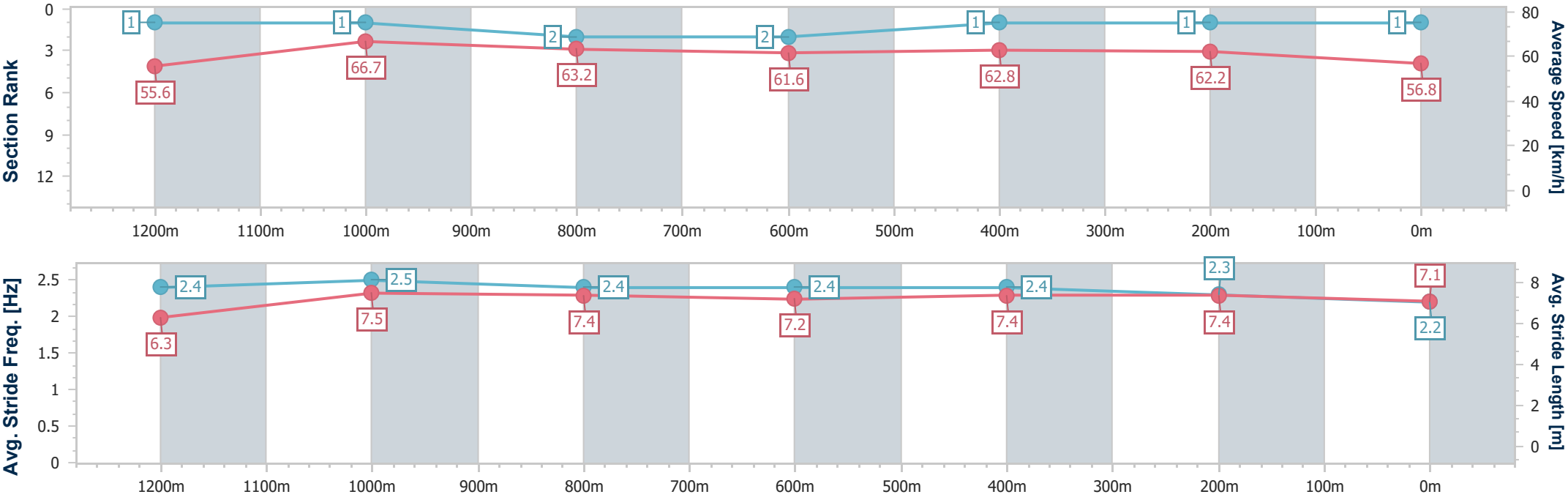
Horse/Jockey Name	Tizso Fab
Final Rank	1
Fastest Section Time (Section)	0:10.79 (1200m)
Top Speed [km/h] (Section)	68.1 (Overall)
Race State	Finished



RockhamptonProfessional
Race 7: PARKHURST QUALITY MEATS RATINGS BAND 0 - 55
Handicap - 1400m
21 August 2025 - 16:11
Track Rating: Good 4, Weather: Fine, Rail Position: +5m Entire



Section	Overall	1200m	1000m	800m	600m	400m	200m						
Section Times	1:22.57 [1] (0:12.95)	1:09.62 [1] (0:10.79)	0:58.83 [1] (0:11.36)	0:47.47 [2] (0:11.76)	0:35.71 [2] (0:11.46)	0:24.25 [1] (0:11.58)	0:12.67 [1] (0:12.67)						
Average Speed [km/h]	55.6	66.7	63.2	61.6	62.8	62.2	56.8						
Top Speed [km/h]	68.1	67.9	65.6	63.3	64.0	63.7	60.4						
Avg. Dist. to Rail [m]	4.0	0.5	0.6	1.1	1.9	2.9	3.5						
Avg. Stride Freq. [Hz]	2.4	2.5	2.4	2.4	2.4	2.3	2.2						
Avg. Stride Length [m]	6.3	7.5	7.4	7.2	7.4	7.4	7.1						





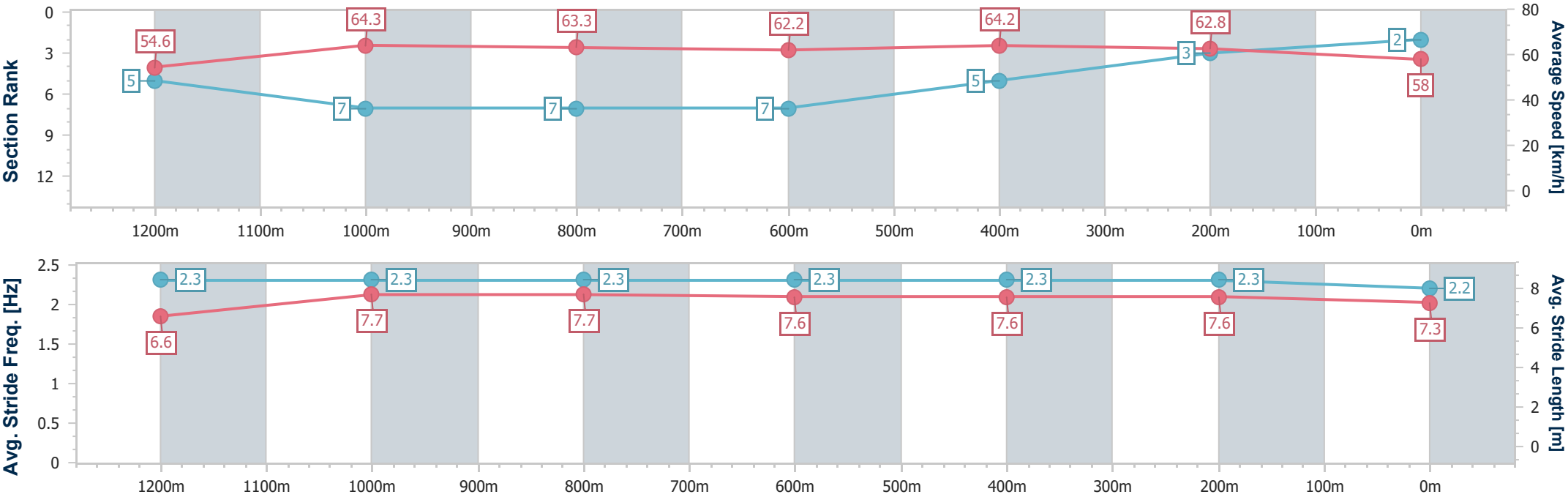
Horse/Jockey Name	Jay Bee Ell
Final Rank	2
Fastest Section Time (Section)	0:11.17 (1200m)
Top Speed [km/h] (Section)	65.6 (600m)
Race State	Finished



RockhamptonProfessional
Race 7: PARKHURST QUALITY MEATS RATINGS BAND 0 - 55
Handicap - 1400m
21 August 2025 - 16:11
Track Rating: Good 4, Weather: Fine, Rail Position: +5m Entire



Section	Overall	1200m	1000m	800m	600m	400m	200m						
Section Times	1:22.71 [2] (0:13.24)	1:09.47 [5] (0:11.17)	0:58.30 [7] (0:11.41)	0:46.89 [7] (0:11.78)	0:35.11 [7] (0:11.21)	0:23.90 [5] (0:11.46)	0:12.44 [3] (0:12.44)						
Average Speed [km/h]	54.6	64.3	63.3	62.2	64.2	62.8	58.0						
Top Speed [km/h]	64.9	65.3	65.2	62.7	65.6	64.7	61.0						
Avg. Dist. to Rail [m]	1.4	0.5	0.8	1.9	1.0	2.1	2.5						
Avg. Stride Freq. [Hz]	2.3	2.3	2.3	2.3	2.3	2.3	2.2						
Avg. Stride Length [m]	6.6	7.7	7.7	7.6	7.6	7.6	7.3						





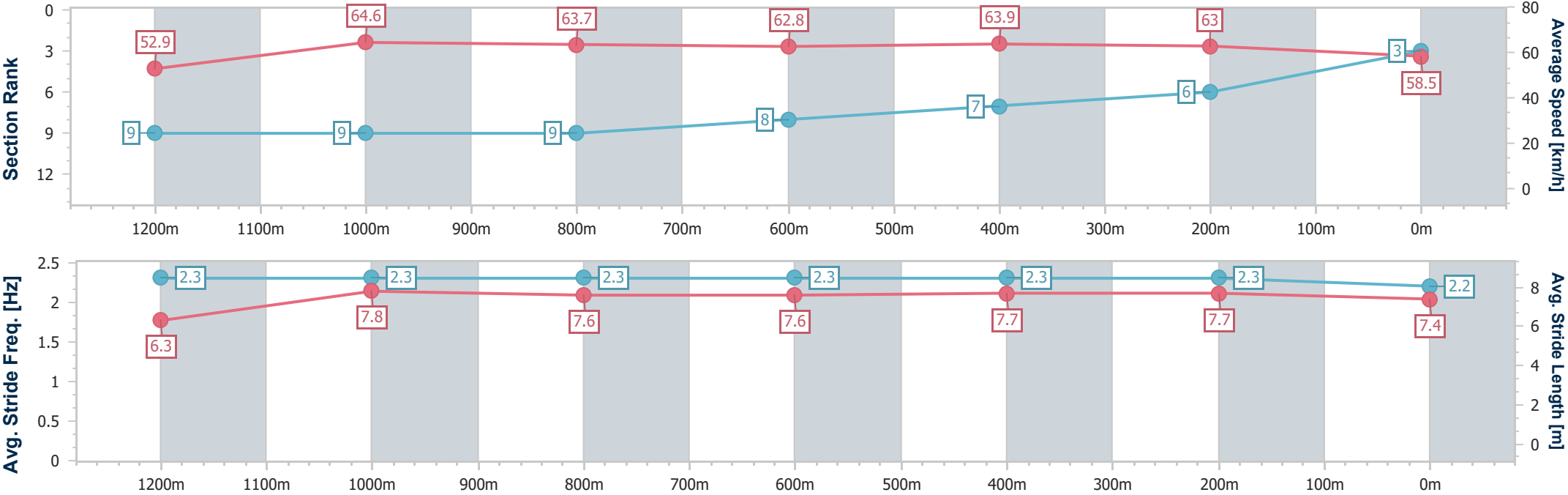
Horse/Jockey Name	Iconic Prince
Final Rank	3
Fastest Section Time (Section)	0:11.13 (1200m)
Top Speed [km/h] (Section)	65.6 (1200m)
Race State	Finished



RockhamptonProfessional
Race 7: PARKHURST QUALITY MEATS RATINGS BAND 0 - 55
Handicap - 1400m
21 August 2025 - 16:11
Track Rating: Good 4, Weather: Fine, Rail Position: +5m Entire



Section	Overall	1200m	1000m	800m	600m	400m	200m						
Section Times	1:22.72 [3] (0:13.61)	1:09.11 [9] (0:11.13)	0:57.98 [9] (0:11.27)	0:46.71 [9] (0:11.69)	0:35.02 [8] (0:11.30)	0:23.72 [7] (0:11.41)	0:12.31 [6] (0:12.31)						
Average Speed [km/h]	52.9	64.6	63.7	62.8	63.9	63.0	58.5						
Top Speed [km/h]	64.5	65.6	65.5	64.9	64.9	64.5	61.4						
Avg. Dist. to Rail [m]	1.1	1.4	0.8	2.4	4.0	6.1	6.7						
Avg. Stride Freq. [Hz]	2.3	2.3	2.3	2.3	2.3	2.3	2.2						
Avg. Stride Length [m]	6.3	7.8	7.6	7.6	7.7	7.7	7.4						





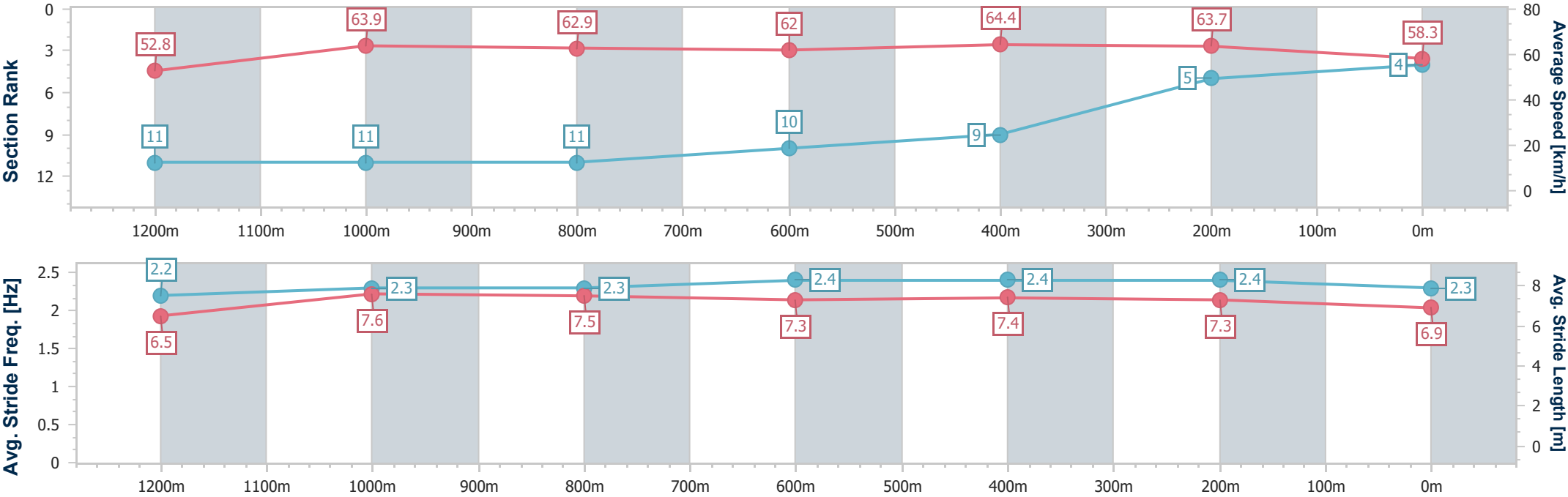
Horse/Jockey Name	Latin Love
Final Rank	4
Fastest Section Time (Section)	0:11.16 (600m)
Top Speed [km/h] (Section)	66.5 (600m)
Race State	Finished



RockhamptonProfessional
Race 7: PARKHURST QUALITY MEATS RATINGS BAND 0 - 55
Handicap - 1400m
21 August 2025 - 16:11
Track Rating: Good 4, Weather: Fine, Rail Position: +5m Entire



Section	Overall	1200m	1000m	800m	600m	400m	200m						
Section Times	1:22.76 [4] (0:13.63)	1:09.13 [11] (0:11.28)	0:57.85 [11] (0:11.36)	0:46.49 [11] (0:11.65)	0:34.84 [10] (0:11.16)	0:23.68 [9] (0:11.33)	0:12.35 [5]						
Average Speed [km/h]	52.8	63.9	62.9	62.0	64.4	63.7	58.3						
Top Speed [km/h]	63.7	65.0	65.0	65.2	66.5	65.7	61.2						
Avg. Dist. to Rail [m]	2.8	0.4	0.4	0.2	1.9	3.3	2.8						
Avg. Stride Freq. [Hz]	2.2	2.3	2.3	2.4	2.4	2.4	2.3						
Avg. Stride Length [m]	6.5	7.6	7.5	7.3	7.4	7.3	6.9						





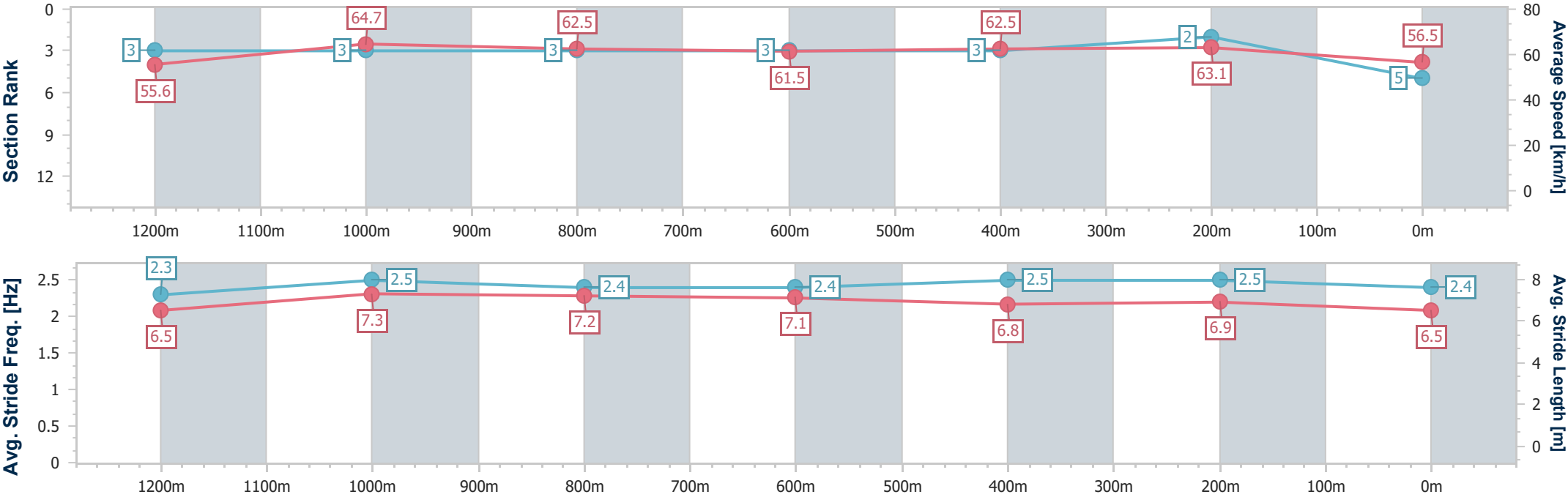
Horse/Jockey Name	Santorini Summer
Final Rank	5
Fastest Section Time (Section)	0:11.13 (1200m)
Top Speed [km/h] (Section)	66.5 (1200m)
Race State	Finished



RockhamptonProfessional
Race 7: PARKHURST QUALITY MEATS RATINGS BAND 0 - 55
Handicap - 1400m
21 August 2025 - 16:11
Track Rating: Good 4, Weather: Fine, Rail Position: +5m Entire



Section	Overall	1200m	1000m	800m	600m	400m	200m						
Section Times	1:22.90 [5] (0:12.98)	1:09.92 [3] (0:11.13)	0:58.79 [3] (0:11.38)	0:47.41 [3] (0:11.75)	0:35.66 [3] (0:11.54)	0:24.12 [3] (0:11.37)	0:12.75 [2] (0:12.75)						
Average Speed [km/h]	55.6	64.7	62.5	61.5	62.5	63.1	56.5						
Top Speed [km/h]	66.5	66.5	66.5	62.5	65.5	65.2	60.3						
Avg. Dist. to Rail [m]	2.2	1.1	1.2	0.3	1.9	3.6	3.2						
Avg. Stride Freq. [Hz]	2.3	2.5	2.4	2.4	2.5	2.5	2.4						
Avg. Stride Length [m]	6.5	7.3	7.2	7.1	6.8	6.9	6.5						





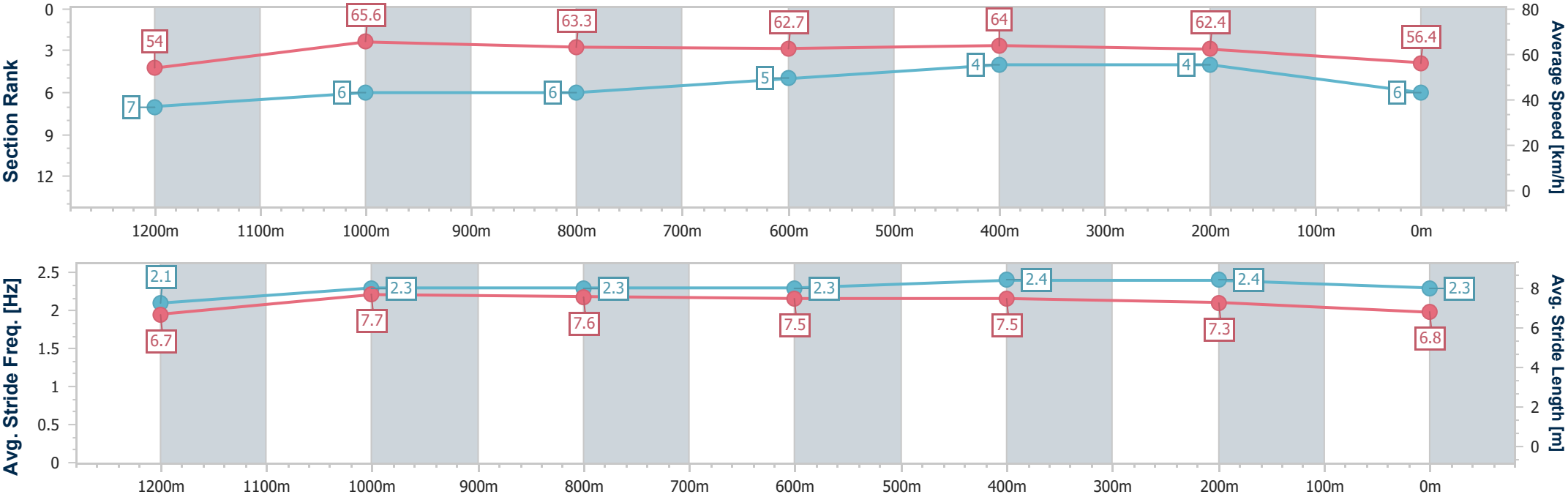
Horse/Jockey Name	Victory's Ghost
Final Rank	6
Fastest Section Time (Section)	0:10.95 (1200m)
Top Speed [km/h] (Section)	67.2 (1200m)
Race State	Finished



RockhamptonProfessional
Race 7: PARKHURST QUALITY MEATS RATINGS BAND 0 - 55
Handicap - 1400m
21 August 2025 - 16:11
Track Rating: Good 4, Weather: Fine, Rail Position: +5m Entire



Section	Overall	1200m	1000m	800m	600m	400m	200m						
Section Times	1:23.11 [6] (0:13.39)	1:09.72 [7] (0:10.95)	0:58.77 [6] (0:11.44)	0:47.33 [6] (0:11.74)	0:35.59 [5] (0:11.26)	0:24.33 [4] (0:11.57)	0:12.76 [4] (0:12.76)						
Average Speed [km/h]	54.0	65.6	63.3	62.7	64.0	62.4	56.4						
Top Speed [km/h]	66.5	67.2	64.9	63.4	64.8	64.5	59.9						
Avg. Dist. to Rail [m]	7.8	1.5	0.9	2.6	5.3	7.2	7.6						
Avg. Stride Freq. [Hz]	2.1	2.3	2.3	2.3	2.4	2.4	2.3						
Avg. Stride Length [m]	6.7	7.7	7.6	7.5	7.5	7.3	6.8						





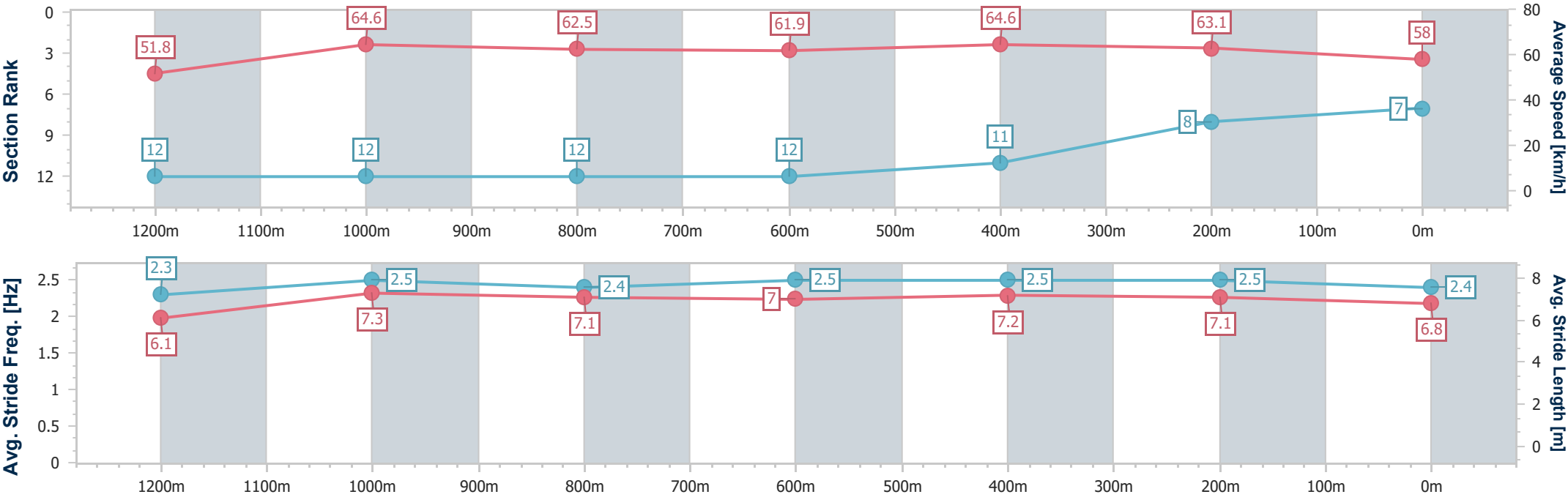
Horse/Jockey Name	Bull Dimple Rum
Final Rank	7
Fastest Section Time (Section)	0:11.15 (1200m)
Top Speed [km/h] (Section)	66.0 (1200m)
Race State	Finished



RockhamptonProfessional
Race 7: PARKHURST QUALITY MEATS RATINGS BAND 0 - 55
Handicap - 1400m
21 August 2025 - 16:11
Track Rating: Good 4, Weather: Fine, Rail Position: +5m Entire



Section	Overall	1200m	1000m	800m	600m	400m	200m						
Section Times	1:23.13 [7] (0:13.89)	1:09.24 [12] (0:11.15)	0:58.09 [12] (0:11.46)	0:46.63 [12] (0:11.67)	0:34.96 [12] (0:11.17)	0:23.79 [11] (0:11.40)	0:12.39 [8] (0:12.39)						
Average Speed [km/h]	51.8	64.6	62.5	61.9	64.6	63.1	58.0						
Top Speed [km/h]	65.5	66.0	63.8	63.8	65.1	65.2	61.8						
Avg. Dist. to Rail [m]	1.6	0.3	0.9	1.1	1.6	2.2	3.2						
Avg. Stride Freq. [Hz]	2.3	2.5	2.4	2.5	2.5	2.5	2.4						
Avg. Stride Length [m]	6.1	7.3	7.1	7.0	7.2	7.1	6.8						





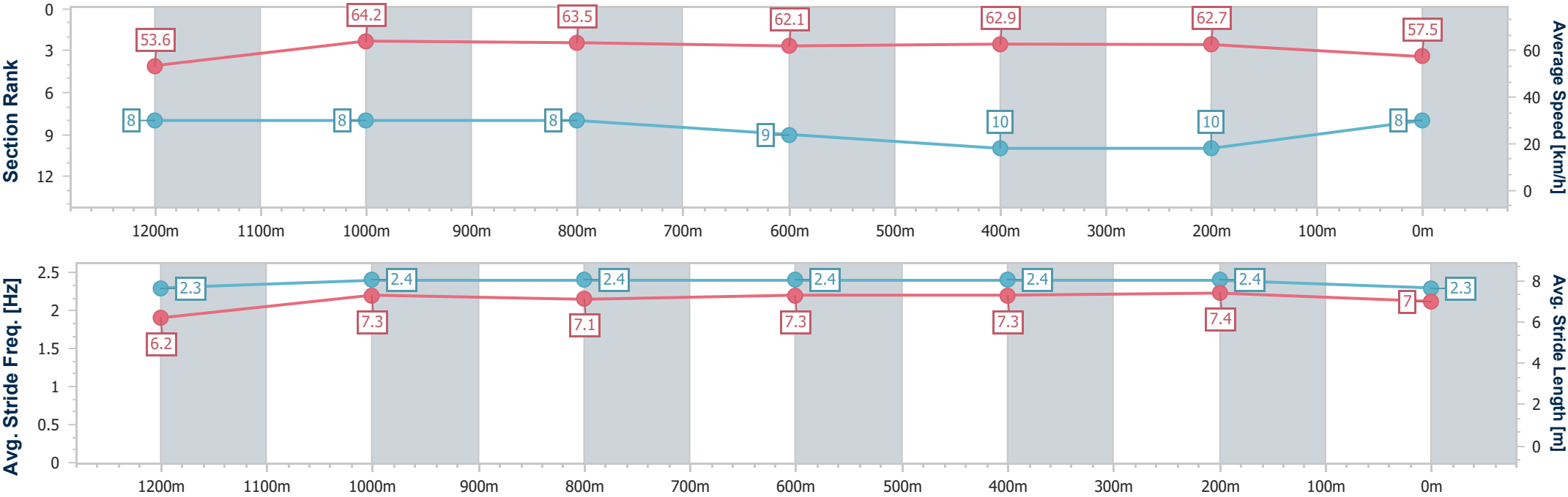
Horse/Jockey Name	Native Bee
Final Rank	8
Fastest Section Time (Section)	0:11.18 (1200m)
Top Speed [km/h] (Section)	65.1 (1200m)
Race State	Finished



RockhamptonProfessional
Race 7: PARKHURST QUALITY MEATS RATINGS BAND 0 - 55
Handicap - 1400m
21 August 2025 - 16:11
Track Rating: Good 4, Weather: Fine, Rail Position: +5m Entire



Section	Overall	1200m	1000m	800m	600m	400m	200m						
Section Times	1:23.33 [8] (0:13.47)	1:09.86 [8] (0:11.18)	0:58.68 [8] (0:11.33)	0:47.35 [8] (0:11.88)	0:35.47 [9] (0:11.46)	0:24.01 [10] (0:11.51)	0:12.50 [10] (0:12.50)						
Average Speed [km/h]	53.6	64.2	63.5	62.1	62.9	62.7	57.5						
Top Speed [km/h]	64.5	65.1	65.1	63.1	63.9	63.3	60.7						
Avg. Dist. to Rail [m]	3.1	0.4	0.4	3.0	6.8	9.3	10.2						
Avg. Stride Freq. [Hz]	2.3	2.4	2.4	2.4	2.4	2.4	2.3						
Avg. Stride Length [m]	6.2	7.3	7.1	7.3	7.3	7.4	7.0						





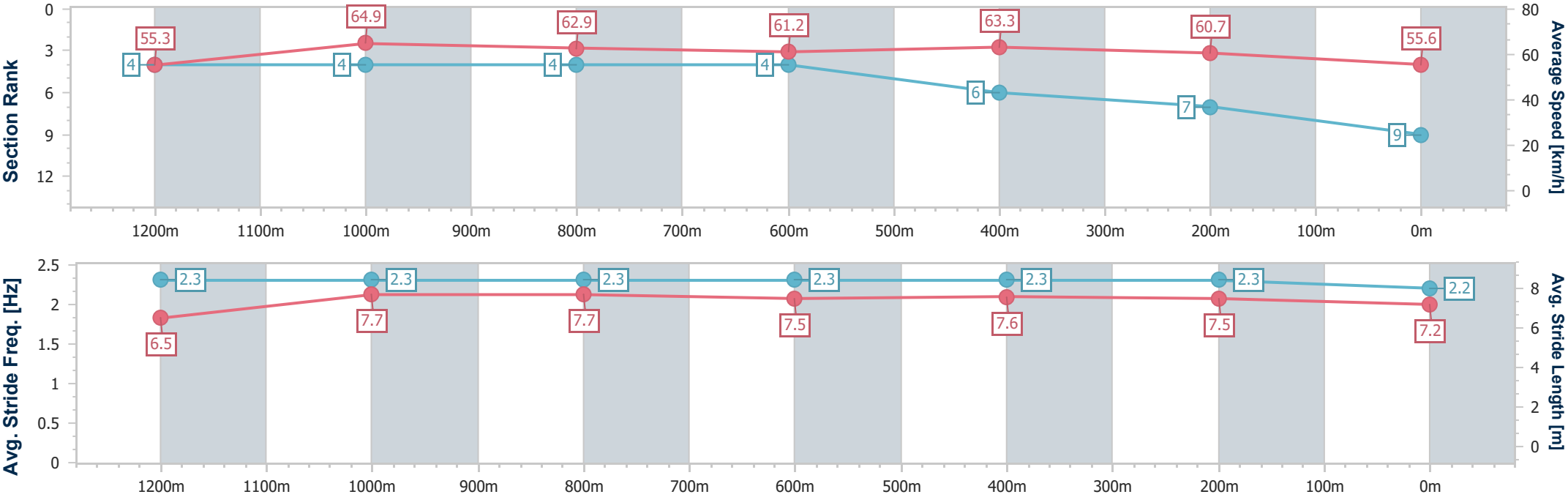
Horse/Jockey Name	Flawless Ambition
Final Rank	9
Fastest Section Time (Section)	0:11.10 (1200m)
Top Speed [km/h] (Section)	66.6 (Overall)
Race State	Finished



RockhamptonProfessional
Race 7: PARKHURST QUALITY MEATS RATINGS BAND 0 - 55
Handicap - 1400m
21 August 2025 - 16:11
Track Rating: Good 4, Weather: Fine, Rail Position: +5m Entire



Section	Overall	1200m	1000m	800m	600m	400m	200m						
Section Times	1:23.60 [9] (0:13.09)	1:10.51 [4] (0:11.10)	0:59.41 [4] (0:11.43)	0:47.98 [4] (0:11.80)	0:36.18 [4] (0:11.40)	0:24.78 [6] (0:11.85)	0:12.93 [7] (0:12.93)						
Average Speed [km/h]	55.3	64.9	62.9	61.2	63.3	60.7	55.6						
Top Speed [km/h]	66.6	66.5	64.6	61.5	63.9	62.5	58.1						
Avg. Dist. to Rail [m]	5.8	0.3	0.2	0.5	2.3	5.2	6.3						
Avg. Stride Freq. [Hz]	2.3	2.3	2.3	2.3	2.3	2.3	2.2						
Avg. Stride Length [m]	6.5	7.7	7.7	7.5	7.6	7.5	7.2						





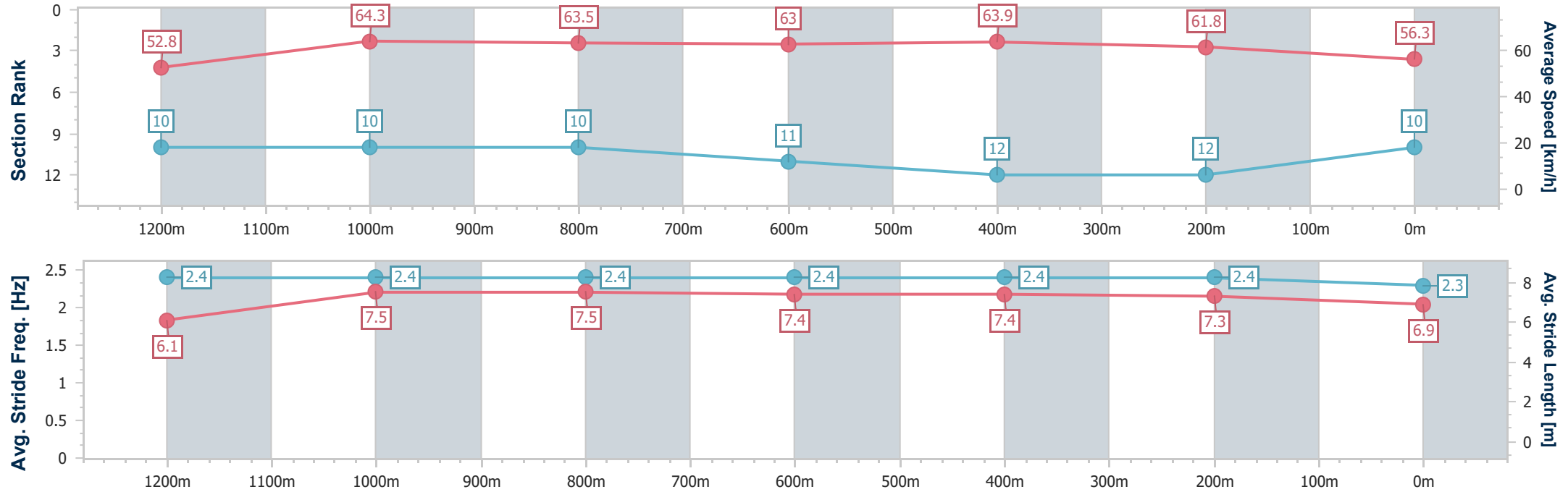
Horse/Jockey Name	Kirella Shores
Final Rank	10
Fastest Section Time (Section)	0:11.23 (1200m)
Top Speed [km/h] (Section)	65.0 (1200m)
Race State	Finished



RockhamptonProfessional
Race 7: PARKHURST QUALITY MEATS RATINGS BAND 0 - 55
Handicap - 1400m
21 August 2025 - 16:11
Track Rating: Good 4, Weather: Fine, Rail Position: +5m Entire



Section	Overall	1200m	1000m	800m	600m	400m	200m						
Section Times	1:23.81 [10] (0:13.62)	1:10.19 [10] (0:11.23)	0:58.96 [10] (0:11.37)	0:47.59 [10] (0:11.83)	0:35.76 [11] (0:11.34)	0:24.42 [12] (0:11.64)	0:12.78 [12] (0:12.78)						
Average Speed [km/h]	52.8	64.3	63.5	63.0	63.9	61.8	56.3						
Top Speed [km/h]	64.3	65.0	64.4	63.4	64.5	63.9	59.5						
Avg. Dist. to Rail [m]	3.5	0.7	0.8	4.2	7.6	10.2	10.8						
Avg. Stride Freq. [Hz]	2.4	2.4	2.4	2.4	2.4	2.4	2.3						
Avg. Stride Length [m]	6.1	7.5	7.5	7.4	7.4	7.3	6.9						





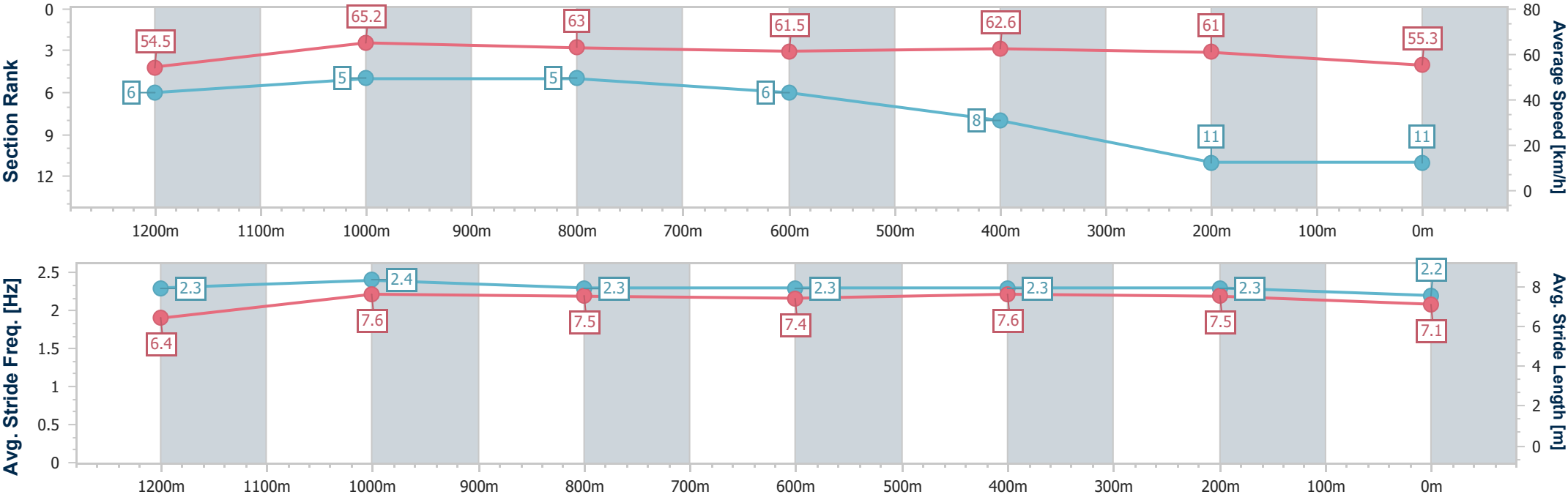
Horse/Jockey Name	Spirited Smile
Final Rank	11
Fastest Section Time (Section)	0:11.00 (1200m)
Top Speed [km/h] (Section)	66.6 (1200m)
Race State	Finished



RockhamptonProfessional
Race 7: PARKHURST QUALITY MEATS RATINGS BAND 0 - 55
Handicap - 1400m
21 August 2025 - 16:11
Track Rating: Good 4, Weather: Fine, Rail Position: +5m Entire



Section	Overall	1200m	1000m	800m	600m	400m	200m						
Section Times	1:23.86 [11] (0:13.25)	1:10.61 [6] (0:11.00)	0:59.61 [5] (0:11.48)	0:48.13 [5] (0:11.80)	0:36.33 [6] (0:11.52)	0:24.81 [8] (0:11.82)	0:12.99 [11] (0:12.99)						
Average Speed [km/h]	54.5	65.2	63.0	61.5	62.6	61.0	55.3						
Top Speed [km/h]	66.4	66.6	64.0	62.9	63.0	63.1	58.1						
Avg. Dist. to Rail [m]	4.9	0.3	0.7	1.4	2.5	4.9	6.3						
Avg. Stride Freq. [Hz]	2.3	2.4	2.3	2.3	2.3	2.3	2.2						
Avg. Stride Length [m]	6.4	7.6	7.5	7.4	7.6	7.5	7.1						





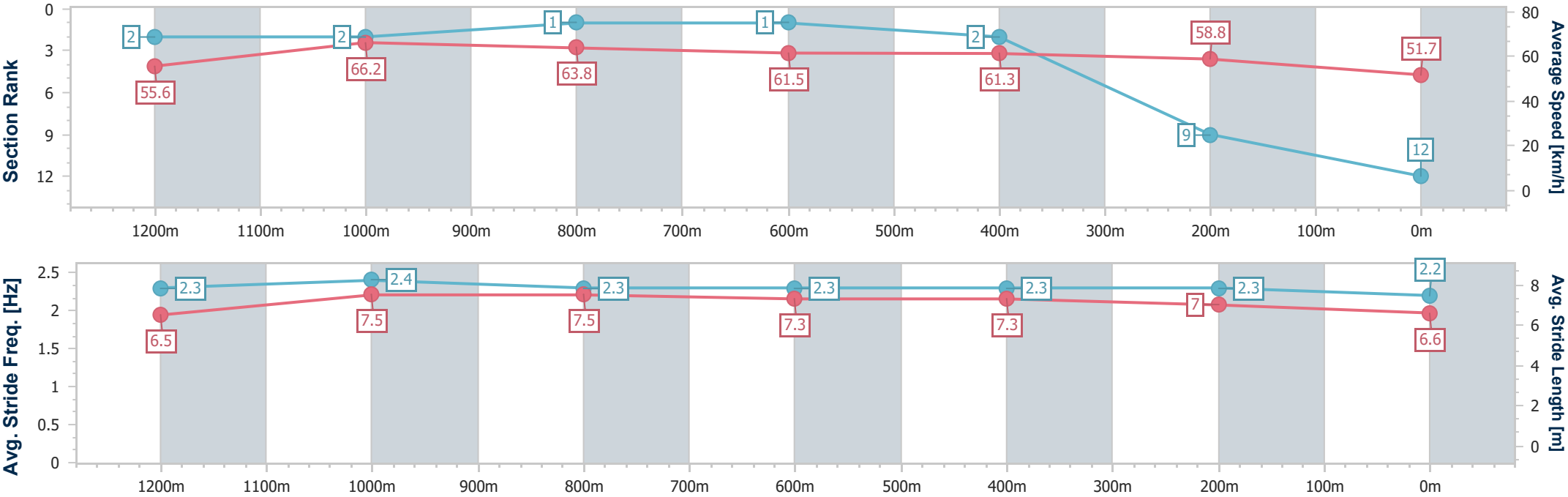
Horse/Jockey Name	Fine And Rare
Final Rank	12
Fastest Section Time (Section)	0:10.86 (1200m)
Top Speed [km/h] (Section)	67.6 (1200m)
Race State	Finished



RockhamptonProfessional
Race 7: PARKHURST QUALITY MEATS RATINGS BAND 0 - 55
Handicap - 1400m
21 August 2025 - 16:11
Track Rating: Good 4, Weather: Fine, Rail Position: +5m Entire



Section	Overall	1200m	1000m	800m	600m	400m	200m						
Section Times	1:24.70 [12] (0:12.98)	1:11.72 [2] (0:10.86)	1:00.86 [2] (0:11.24)	0:49.62 [1] (0:11.73)	0:37.89 [1] (0:11.75)	0:26.14 [2] (0:12.25)	0:13.89 [9] (0:13.89)						
Average Speed [km/h]	55.6	66.2	63.8	61.5	61.3	58.8	51.7						
Top Speed [km/h]	66.9	67.6	65.6	63.8	62.5	62.0	55.3						
Avg. Dist. to Rail [m]	6.9	0.7	0.8	0.8	1.9	3.4	5.5						
Avg. Stride Freq. [Hz]	2.3	2.4	2.3	2.3	2.3	2.3	2.2						
Avg. Stride Length [m]	6.5	7.5	7.5	7.3	7.3	7.0	6.6						





Rockhampton Professional

Race 8: CENTRE STATE SIGNS RATINGS BAND 0 - 55 Handicap - 1100m

21 August 2025 - 16:48



Track Rating: Good 4, Weather: Fine, Rail Position: +5m Entire

Section		Overall				1000m	800m	600m	400m	200m	Last 600m		
Field Times		1:02.58				0:55.93	0:45.07	0:33.85	0:22.97	0:11.91	0:33.85		
		(0:06.65)				(0:10.86)	(0:11.22)	(0:10.88)	(0:11.06)	(0:11.91)			
Rank	TAB	Horse/Jockey	Barrier	Top Speed [km/h]	Fastest Section						Margin	Distance Travelled [m]	
1	3	SNAZZY SNITZEL	5	67.5	0:06.65	1:02.58 [1]	0:55.93 [1]	0:45.07 [1]	0:33.85 [1]	0:22.97 [1]	0:11.91 [1]	1:02.58	0:33.85
		Amy Graham		Overall	Overall	(0:06.65)	(0:10.86)	(0:11.22)	(0:10.88)	(0:11.06)	(0:11.91)		
2	1	GILBERT'S GOLD	7	67.8	0:06.80	1:02.58 [2]	0:55.78 [3]	0:44.99 [2]	0:33.81 [2]	0:22.86 [2]	0:11.83 [2]	0.01L	0:33.81 -1
		McKenzie Apel		1000m	Overall	(0:06.80)	(0:10.79)	(0:11.18)	(0:10.95)	(0:11.03)	(0:11.83)		
3	8	CHOCKABLOCK	1	67.8	0:06.83	1:02.81 [3]	0:55.98 [4]	0:44.98 [3]	0:33.69 [4]	0:22.84 [4]	0:11.91 [4]	1.33L	0:33.69 +0
		Jade Metcalfe		600m	Overall	(0:06.83)	(0:11.00)	(0:11.29)	(0:10.85)	(0:10.93)	(0:11.91)		
4	6	IRISH ROCKET	8	67.0	0:06.74	1:02.88 [4]	0:56.14 [2]	0:45.00 [4]	0:33.83 [3]	0:22.95 [3]	0:11.99 [3]	1.72L	0:33.83 +1
		Raul Silvera Olivera		800m	Overall	(0:06.74)	(0:11.14)	(0:11.17)	(0:10.88)	(0:10.96)	(0:11.99)		
5	9	MONDAY CHOICE	4	68.4	0:06.84	1:02.90 [5]	0:56.06 [5]	0:44.67 [7]	0:33.36 [8]	0:22.60 [7]	0:11.78 [6]	1.84L	0:33.36 +4
		Tasha Chambers		600m	Overall	(0:06.84)	(0:11.39)	(0:11.31)	(0:10.76)	(0:10.82)	(0:11.78)		
6	11	JELLISHOT	9	68.0	0:06.95	1:03.08 [6]	0:56.13 [8]	0:44.63 [9]	0:33.40 [9]	0:22.63 [9]	0:11.75 [7]	2.94L	0:33.40 +3
		Georgina Cartwright		600m	Overall	(0:06.95)	(0:11.50)	(0:11.23)	(0:10.77)	(0:10.88)	(0:11.75)		
7	5	CRIMSON DECIPHER	2	67.6	0:06.92	1:03.65 [7]	0:56.73 [7]	0:45.74 [5]	0:34.44 [6]	0:23.59 [5]	0:12.58 [5]	6.28L	0:34.44 +3
		Anthony Allen		1000m	Overall	(0:06.92)	(0:10.99)	(0:11.30)	(0:10.85)	(0:11.01)	(0:12.58)		
8	13	AZURE DE LAGO	6	67.3	0:07.04	1:03.70 [8]	0:56.66 [9]	0:45.42 [8]	0:34.19 [7]	0:23.37 [8]	0:12.20 [9]	6.59L	0:34.19 +0
		Natalea Summers		600m	Overall	(0:07.04)	(0:11.24)	(0:11.23)	(0:10.82)	(0:11.17)	(0:12.20)		
9	12	FRENCH WISH	3	67.1	0:06.92	1:04.05 [9]	0:57.13 [6]	0:46.02 [6]	0:34.87 [5]	0:23.93 [6]	0:12.64 [8]	8.63L	0:34.87 +2
		Leah Martyn		800m	Overall	(0:06.92)	(0:11.11)	(0:11.15)	(0:10.94)	(0:11.29)	(0:12.64)		

Scratched: Discovered Gold (#4), Pink Solitaire (#10), Diamond Money (#2), Ten Carat Lucy (#7)



Horse/Jockey Name	Snazzy Snitzel
Final Rank	1
Fastest Section Time (Section)	0:06.65 (Overall)
Top Speed [km/h] (Section)	67.5 (Overall)
Race State	Finished

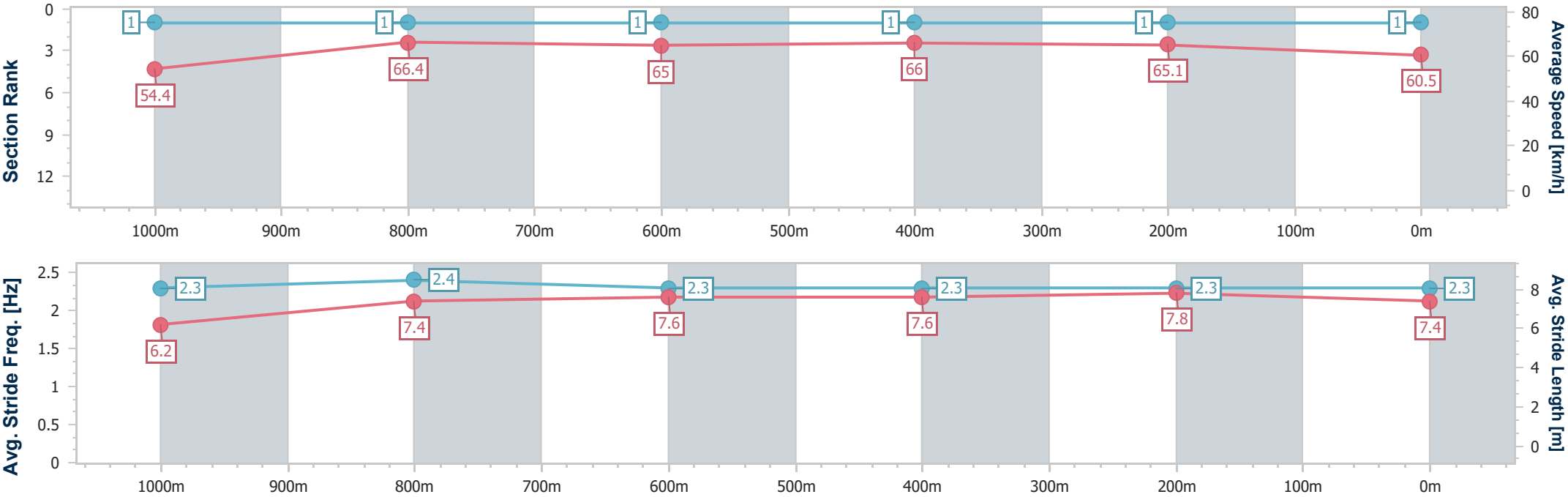


RockhamptonProfessional
Race 8: CENTRE STATE SIGNS RATINGS BAND 0 - 55
Handicap - 1100m
21 August 2025 - 16:48



Track Rating: Good 4, Weather: Fine, Rail Position: +5m Entire

Section	Overall	1000m	800m	600m	400m	200m								
Section Times	1:02.58 [1] (0:06.65)	0:55.93 [1] (0:10.86)	0:45.07 [1] (0:11.22)	0:33.85 [1] (0:10.88)	0:22.97 [1] (0:11.06)	0:11.91 [1] (0:11.91)								
Average Speed [km/h]	54.4	66.4	65.0	66.0	65.1	60.5								
Top Speed [km/h]	67.5	67.4	66.2	66.7	66.5	63.2								
Avg. Dist. to Rail [m]	4.4	1.0	1.3	2.1	2.3	4.2								
Avg. Stride Freq. [Hz]	2.3	2.4	2.3	2.3	2.3	2.3								
Avg. Stride Length [m]	6.2	7.4	7.6	7.6	7.8	7.4								





Horse/Jockey Name	Gilbert's Gold
Final Rank	2
Fastest Section Time (Section)	0:06.80 (Overall)
Top Speed [km/h] (Section)	67.8 (1000m)
Race State	Finished

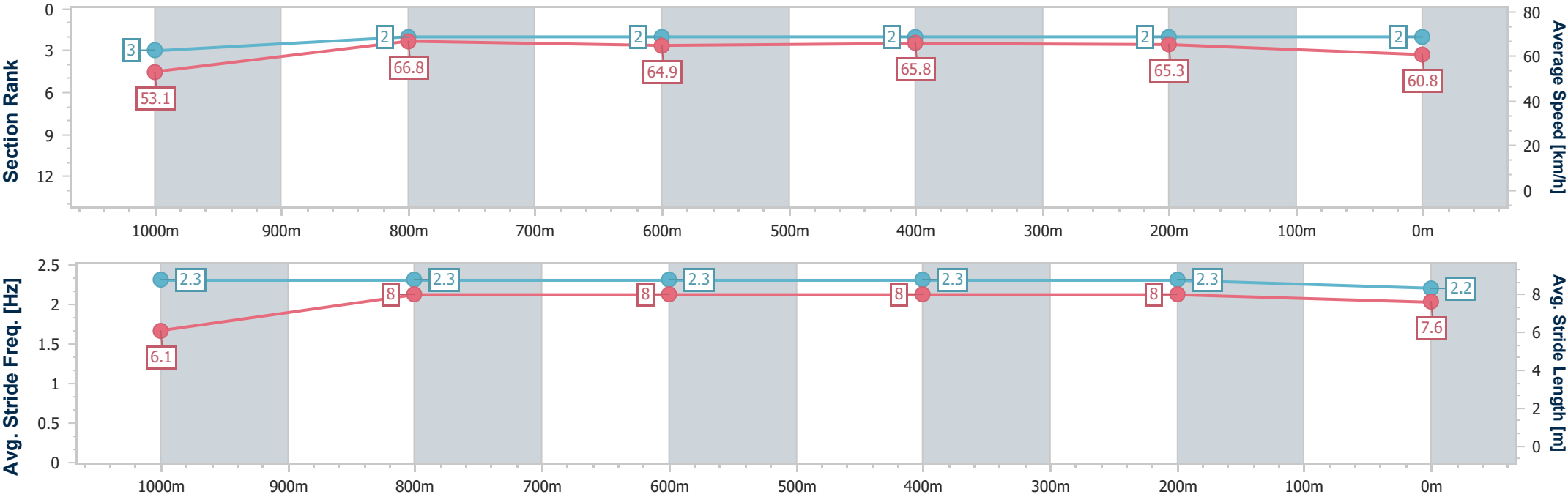


RockhamptonProfessional
Race 8: CENTRE STATE SIGNS RATINGS BAND 0 - 55
Handicap - 1100m
21 August 2025 - 16:48



Track Rating: Good 4, Weather: Fine, Rail Position: +5m Entire

Section	Overall	1000m	800m	600m	400m	200m								
Section Times	1:02.58 [2] (0:06.80)	0:55.78 [3] (0:10.79)	0:44.99 [2] (0:11.18)	0:33.81 [2] (0:10.95)	0:22.86 [2] (0:11.03)	0:11.83 [2] (0:11.83)								
Average Speed [km/h]	53.1	66.8	64.9	65.8	65.3	60.8								
Top Speed [km/h]	64.5	67.8	66.8	66.5	66.5	63.8								
Avg. Dist. to Rail [m]	5.7	1.1	1.3	2.4	3.1	5.3								
Avg. Stride Freq. [Hz]	2.3	2.3	2.3	2.3	2.3	2.2								
Avg. Stride Length [m]	6.1	8.0	8.0	8.0	8.0	7.6								





Horse/Jockey Name	Chockablock
Final Rank	3
Fastest Section Time (Section)	0:06.83 (Overall)
Top Speed [km/h] (Section)	67.8 (600m)
Race State	Finished

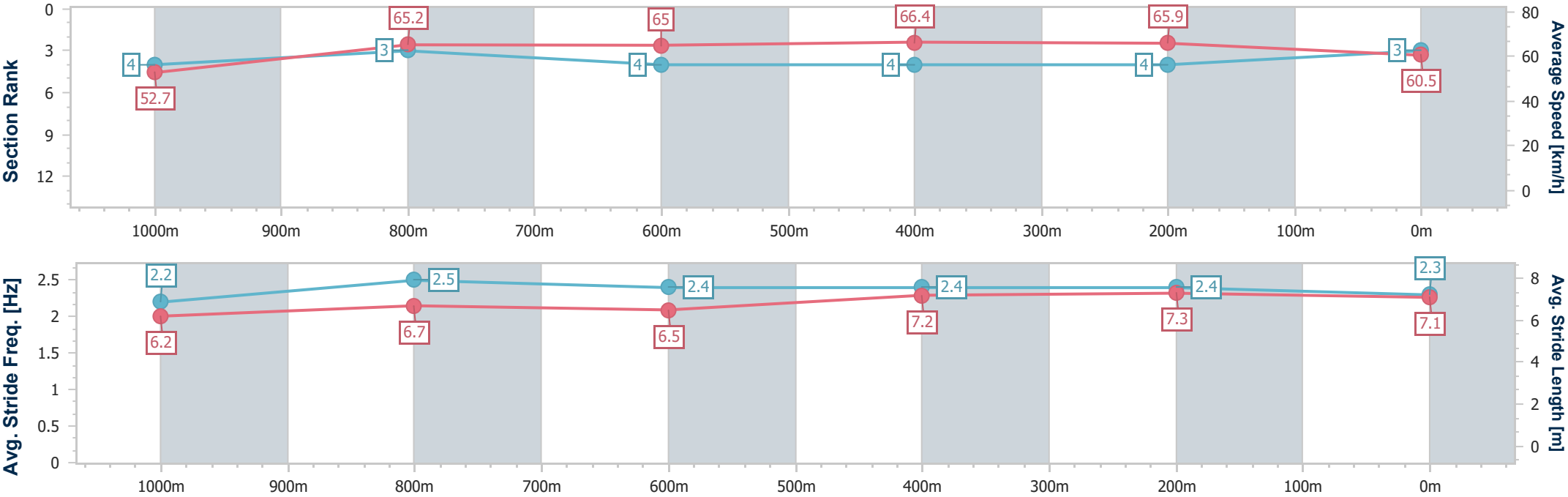


RockhamptonProfessional
Race 8: CENTRE STATE SIGNS RATINGS BAND 0 - 55
Handicap - 1100m
21 August 2025 - 16:48



Track Rating: Good 4, Weather: Fine, Rail Position: +5m Entire

Section	Overall	1000m	800m	600m	400m	200m							
Section Times	1:02.81 [3] (0:06.83)	0:55.98 [4] (0:11.00)	0:44.98 [3] (0:11.29)	0:33.69 [4] (0:10.85)	0:22.84 [4] (0:10.93)	0:11.91 [4] (0:11.91)							
Average Speed [km/h]	52.7	65.2	65.0	66.4	65.9	60.5							
Top Speed [km/h]	63.7	66.6	66.6	67.8	67.7	63.8							
Avg. Dist. to Rail [m]	0.7	0.6	1.9	2.8	2.3	2.3							
Avg. Stride Freq. [Hz]	2.2	2.5	2.4	2.4	2.4	2.3							
Avg. Stride Length [m]	6.2	6.7	6.5	7.2	7.3	7.1							





Horse/Jockey Name	Irish Rocket
Final Rank	4
Fastest Section Time (Section)	0:06.74 (Overall)
Top Speed [km/h] (Section)	67.0 (800m)
Race State	Finished

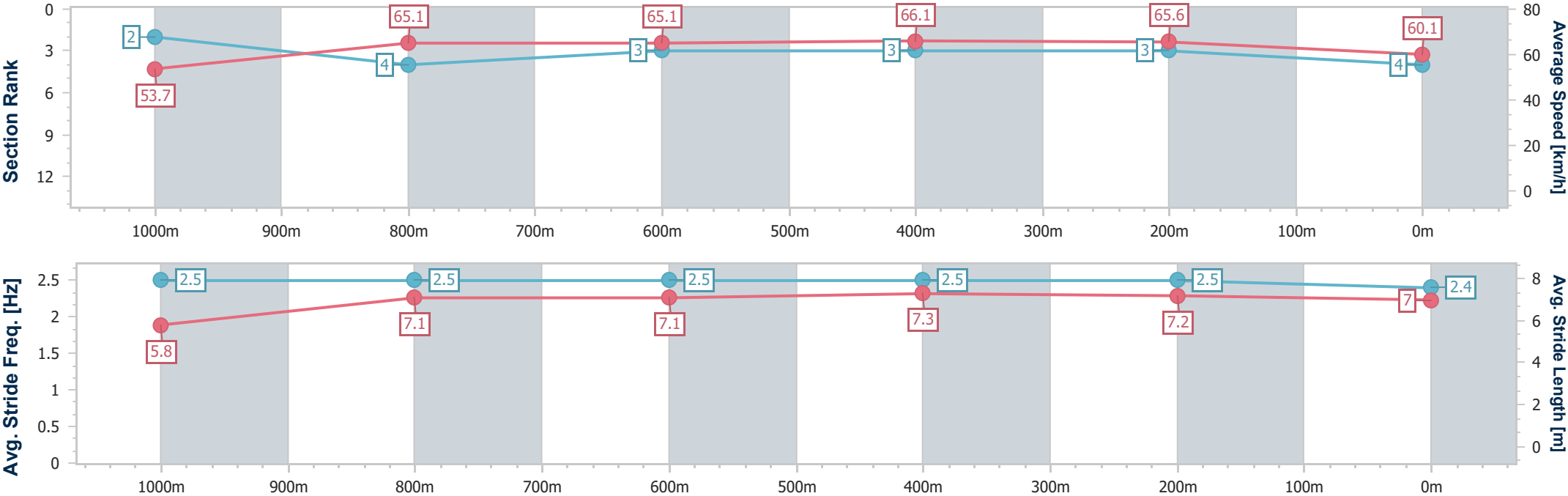


RockhamptonProfessional
Race 8: CENTRE STATE SIGNS RATINGS BAND 0 - 55
Handicap - 1100m
21 August 2025 - 16:48



Track Rating: Good 4, Weather: Fine, Rail Position: +5m Entire

Section	Overall	1000m	800m	600m	400m	200m								
Section Times	1:02.88 [4] (0:06.74)	0:56.14 [2] (0:11.14)	0:45.00 [4] (0:11.17)	0:33.83 [3] (0:10.88)	0:22.95 [3] (0:10.96)	0:11.99 [3] (0:11.99)								
Average Speed [km/h]	53.7	65.1	65.1	66.1	65.6	60.1								
Top Speed [km/h]	63.5	67.0	67.0	67.0	67.0	63.7								
Avg. Dist. to Rail [m]	6.0	2.1	1.2	2.9	4.2	5.9								
Avg. Stride Freq. [Hz]	2.5	2.5	2.5	2.5	2.5	2.4								
Avg. Stride Length [m]	5.8	7.1	7.1	7.3	7.2	7.0								





Horse/Jockey Name	Monday Choice
Final Rank	5
Fastest Section Time (Section)	0:06.84 (Overall)
Top Speed [km/h] (Section)	68.4 (600m)
Race State	Finished

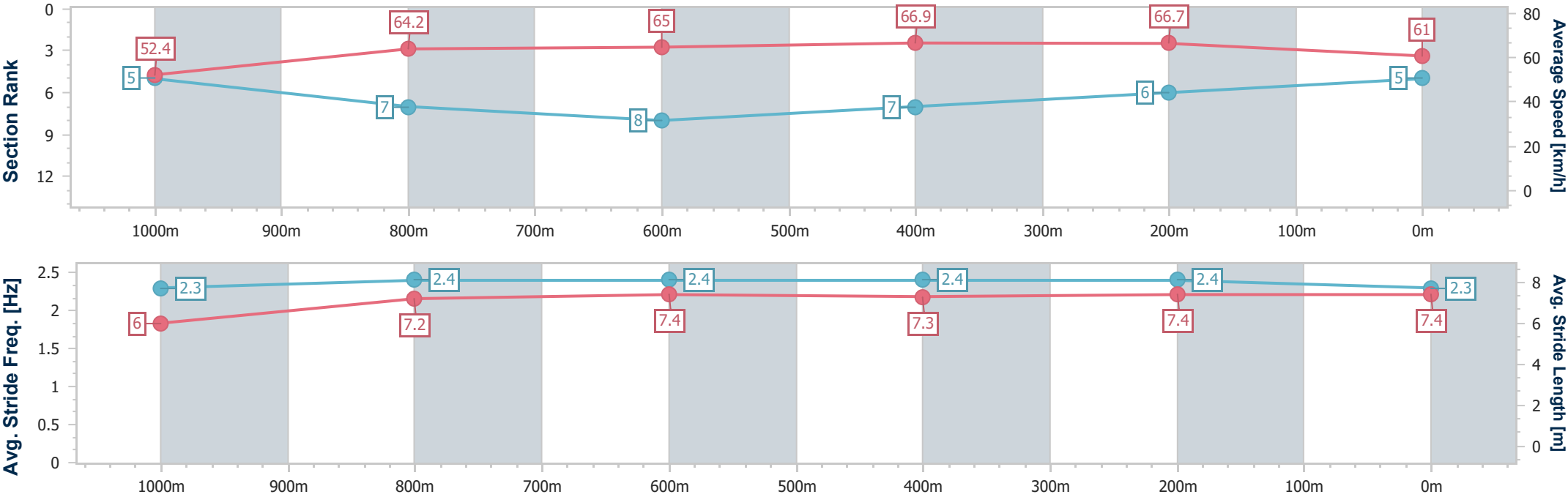


RockhamptonProfessional
Race 8: CENTRE STATE SIGNS RATINGS BAND 0 - 55
Handicap - 1100m
21 August 2025 - 16:48



Track Rating: Good 4, Weather: Fine, Rail Position: +5m Entire

Section	Overall	1000m	800m	600m	400m	200m								
Section Times	1:02.90 [5] (0:06.84)	0:56.06 [5] (0:11.39)	0:44.67 [7] (0:11.31)	0:33.36 [8] (0:10.76)	0:22.60 [7] (0:10.82)	0:11.78 [6] (0:11.78)								
Average Speed [km/h]	52.4	64.2	65.0	66.9	66.7	61.0								
Top Speed [km/h]	63.1	65.4	66.5	68.4	68.1	64.3								
Avg. Dist. to Rail [m]	3.0	2.0	2.8	4.0	5.6	6.7								
Avg. Stride Freq. [Hz]	2.3	2.4	2.4	2.4	2.4	2.3								
Avg. Stride Length [m]	6.0	7.2	7.4	7.3	7.4	7.4								





Horse/Jockey Name	Jellishot
Final Rank	6
Fastest Section Time (Section)	0:06.95 (Overall)
Top Speed [km/h] (Section)	68.0 (600m)
Race State	Finished

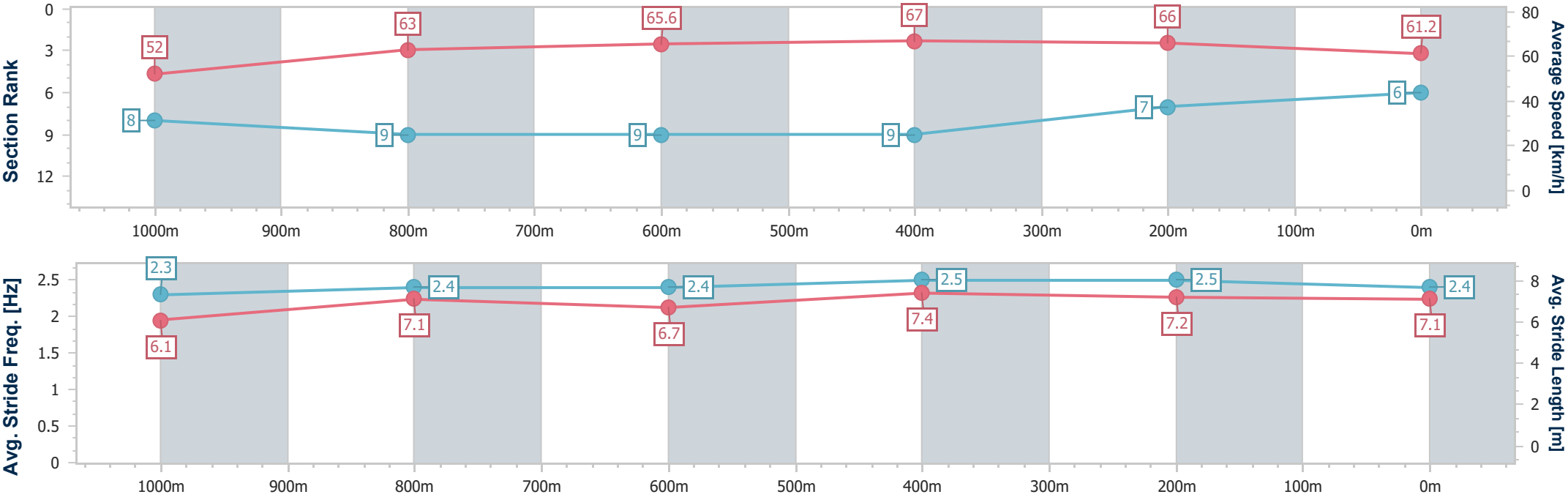


RockhamptonProfessional
Race 8: CENTRE STATE SIGNS RATINGS BAND 0 - 55
Handicap - 1100m
21 August 2025 - 16:48



Track Rating: Good 4, Weather: Fine, Rail Position: +5m Entire

Section	Overall	1000m	800m	600m	400m	200m								
Section Times	1:03.08 [6] (0:06.95)	0:56.13 [8] (0:11.50)	0:44.63 [9] (0:11.23)	0:33.40 [9] (0:10.77)	0:22.63 [9] (0:10.88)	0:11.75 [7] (0:11.75)								
Average Speed [km/h]	52.0	63.0	65.6	67.0	66.0	61.2								
Top Speed [km/h]	62.3	64.5	66.3	68.0	67.8	64.2								
Avg. Dist. to Rail [m]	6.9	2.2	2.5	4.3	5.2	6.9								
Avg. Stride Freq. [Hz]	2.3	2.4	2.4	2.5	2.5	2.4								
Avg. Stride Length [m]	6.1	7.1	6.7	7.4	7.2	7.1								





Horse/Jockey Name	Crimson Decipher
Final Rank	7
Fastest Section Time (Section)	0:06.92 (Overall)
Top Speed [km/h] (Section)	67.6 (1000m)
Race State	Finished

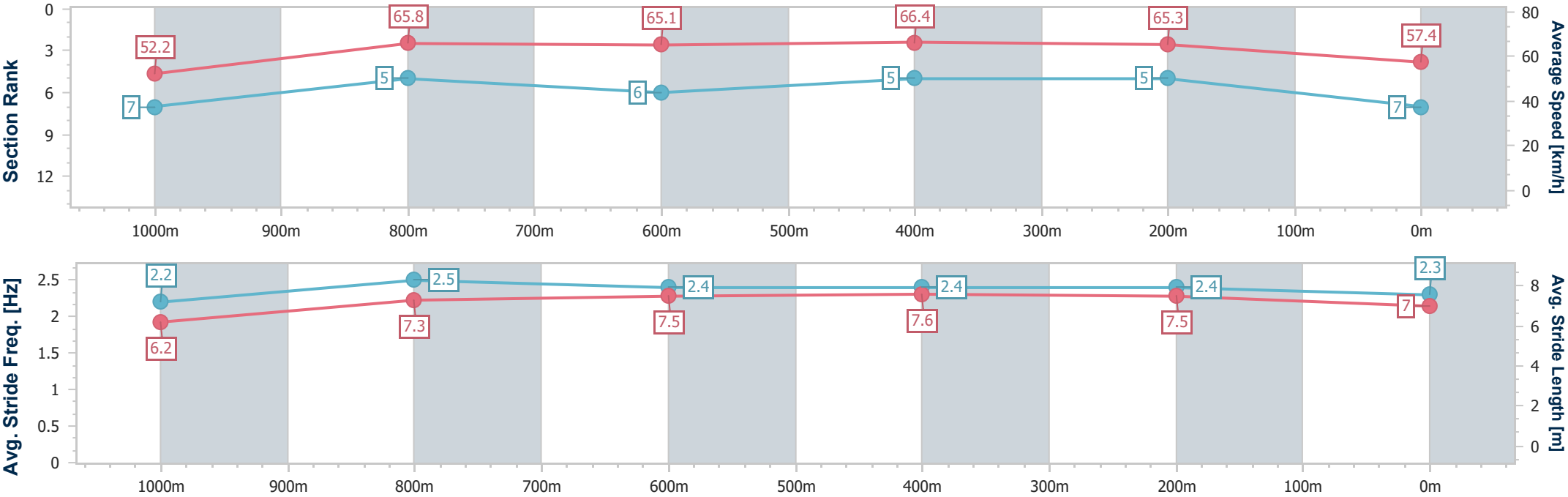


RockhamptonProfessional
Race 8: CENTRE STATE SIGNS RATINGS BAND 0 - 55
Handicap - 1100m
21 August 2025 - 16:48



Track Rating: Good 4, Weather: Fine, Rail Position: +5m Entire

Section	Overall	1000m	800m	600m	400m	200m								
Section Times	1:03.65 [7] (0:06.92)	0:56.73 [7] (0:10.99)	0:45.74 [5] (0:11.30)	0:34.44 [6] (0:10.85)	0:23.59 [5] (0:11.01)	0:12.58 [5] (0:12.58)								
Average Speed [km/h]	52.2	65.8	65.1	66.4	65.3	57.4								
Top Speed [km/h]	64.2	67.6	66.2	67.5	67.5	61.8								
Avg. Dist. to Rail [m]	1.1	0.7	2.8	4.8	6.3	7.8								
Avg. Stride Freq. [Hz]	2.2	2.5	2.4	2.4	2.4	2.3								
Avg. Stride Length [m]	6.2	7.3	7.5	7.6	7.5	7.0								





Horse/Jockey Name	Azure De Lago
Final Rank	8
Fastest Section Time (Section)	0:07.04 (Overall)
Top Speed [km/h] (Section)	67.3 (600m)
Race State	Finished

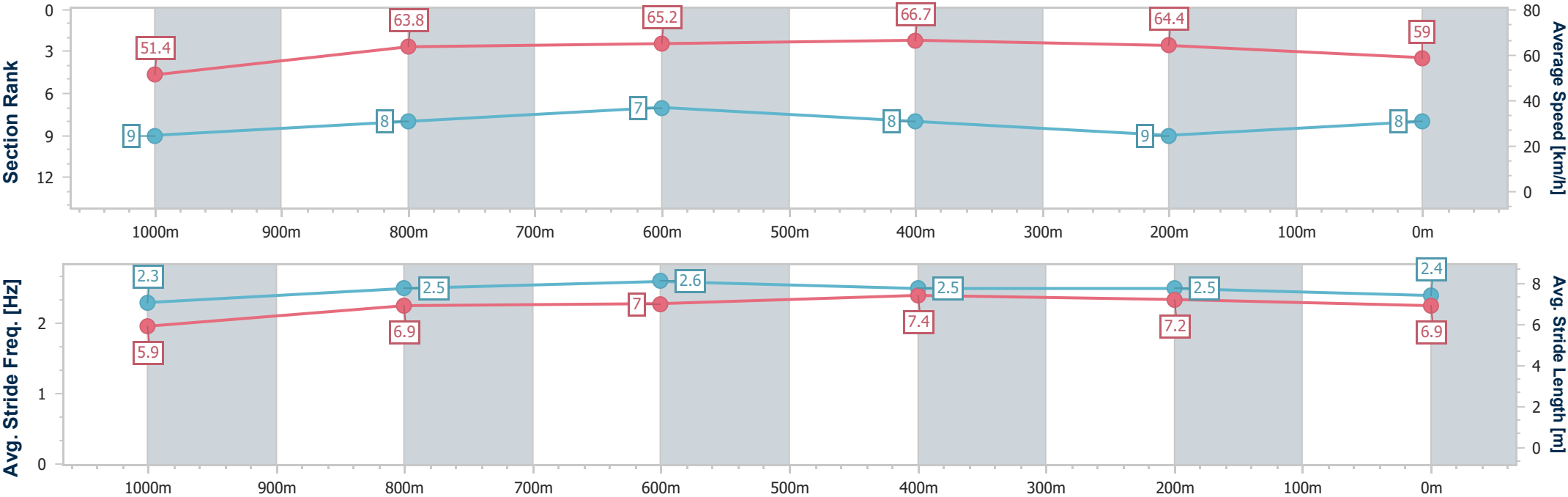


RockhamptonProfessional
Race 8: CENTRE STATE SIGNS RATINGS BAND 0 - 55
Handicap - 1100m
21 August 2025 - 16:48



Track Rating: Good 4, Weather: Fine, Rail Position: +5m Entire

Section	Overall	1000m	800m	600m	400m	200m								
Section Times	1:03.70 [8] (0:07.04)	0:56.66 [9] (0:11.24)	0:45.42 [8] (0:11.23)	0:34.19 [7] (0:10.82)	0:23.37 [8] (0:11.17)	0:12.20 [9] (0:12.20)								
Average Speed [km/h]	51.4	63.8	65.2	66.7	64.4	59.0								
Top Speed [km/h]	64.6	65.4	65.9	67.3	66.2	62.8								
Avg. Dist. to Rail [m]	4.2	0.7	1.9	2.5	2.8	2.5								
Avg. Stride Freq. [Hz]	2.3	2.5	2.6	2.5	2.5	2.4								
Avg. Stride Length [m]	5.9	6.9	7.0	7.4	7.2	6.9								





Horse/Jockey Name	French Wish
Final Rank	9
Fastest Section Time (Section)	0:06.92 (Overall)
Top Speed [km/h] (Section)	67.1 (800m)
Race State	Finished



RockhamptonProfessional
Race 8: CENTRE STATE SIGNS RATINGS BAND 0 - 55
Handicap - 1100m
21 August 2025 - 16:48



Track Rating: Good 4, Weather: Fine, Rail Position: +5m Entire

Section	Overall	1000m	800m	600m	400m	200m								
Section Times	1:04.05 [9] (0:06.92)	0:57.13 [6] (0:11.11)	0:46.02 [6] (0:11.15)	0:34.87 [5] (0:10.94)	0:23.93 [6] (0:11.29)	0:12.64 [8] (0:12.64)								
Average Speed [km/h]	51.9	65.2	65.7	66.1	63.8	56.8								
Top Speed [km/h]	63.1	66.5	67.1	66.8	66.4	60.9								
Avg. Dist. to Rail [m]	1.8	1.0	2.3	5.1	8.2	8.1								
Avg. Stride Freq. [Hz]	2.4	2.5	2.5	2.6	2.5	2.3								
Avg. Stride Length [m]	5.8	7.2	7.3	7.1	7.1	6.8								

