



Ladbroke's Cannon Park Professional
Race 1: FGF BITUMEN Maiden Handicap - 1250m
23 August 2025 - 13:14



Track Rating: Good 4, Weather: Fine, Rail Position: True

Section		Overall				1000m	800m	600m	400m	200m	Last 600m		
Field Times		1:14.70 (0:15.87)				0:58.83 (0:11.50)	0:47.33 (0:11.51)	0:35.82 (0:12.07)	0:23.75 (0:12.03)	0:11.72 (0:11.72)	0:35.82		
Rank	TAB	Horse/Jockey	Barrier	Top Speed [km/h]	Fastest Section						Margin	Distance Travelled [m]	
1	5	EXTREMELY FRILLY	14	65.4	0:11.26	1:14.70 [1]	0:57.67 [12]	0:46.41 [12]	0:34.73 [12]	0:23.24 [9]	0:11.58 [5]	1:14.70	0:34.73
		Aidan Holt		1000m	1000m	(0:17.03)	(0:11.26)	(0:11.68)	(0:11.49)	(0:11.66)	(0:11.58)		
2	3	GERALDINE'S WISH	10	66.0	0:11.29	1:14.91 [2]	0:58.15 [9]	0:46.86 [9]	0:35.10 [9]	0:23.47 [8]	0:11.93 [1]	1.25L	0:35.10 +1
		Krysten Swaffer		Overall	1000m	(0:16.76)	(0:11.29)	(0:11.76)	(0:11.63)	(0:11.54)	(0:11.93)		
3	10	CHARM TELLER	2	67.7	0:11.54	1:15.13 [3]	0:59.26 [1]	0:47.64 [3]	0:36.10 [3]	0:23.87 [5]	0:12.09 [2]	2.5L	0:36.10 +0
		Sean Cormack		Overall	800m	(0:15.87)	(0:11.62)	(0:11.54)	(0:12.23)	(0:11.78)	(0:12.09)		
4	6	FLOURISH	8	68.2	0:11.51	1:15.22 [4]	0:59.09 [4]	0:47.54 [5]	0:36.03 [4]	0:24.02 [4]	0:12.05 [6]	3.01L	0:36.03 +3
		Jackson Murphy		Overall	800m	(0:16.13)	(0:11.55)	(0:11.51)	(0:12.01)	(0:11.97)	(0:12.05)		
5	4	URIS	7	67.2	0:11.42	1:15.23 [5]	0:59.23 [3]	0:47.77 [2]	0:36.35 [1]	0:24.28 [1]	0:12.13 [3]	3.08L	0:36.35 +5
		McKenzie Apel		Overall	800m	(0:16.00)	(0:11.46)	(0:11.42)	(0:12.07)	(0:12.15)	(0:12.13)		
6	12	STARMEIRA	6	65.6	0:11.35	1:15.30 [6]	0:58.71 [8]	0:47.36 [8]	0:35.62 [8]	0:23.70 [10]	0:12.03 [10]	3.54L	0:35.62 -8
		Ivo Fry		Overall	1000m	(0:16.59)	(0:11.35)	(0:11.74)	(0:11.92)	(0:11.67)	(0:12.03)		
7	11	SPRING'S GIFT	5	67.9	0:11.51	1:15.37 [7]	0:59.14 [6]	0:47.63 [6]	0:36.06 [5]	0:24.20 [3]	0:12.26 [4]	3.9L	0:36.06 +3
		Nathan Thomas		Overall	1000m	(0:16.23)	(0:11.51)	(0:11.57)	(0:11.86)	(0:11.94)	(0:12.26)		
8	7	SUPEEDO GONZALES	9	66.6	0:11.35	1:15.58 [8]	0:59.00 [7]	0:47.65 [7]	0:36.10 [7]	0:24.16 [7]	0:12.32 [8]	5.18L	0:36.10 +0
		Les Tilley		1000m	1000m	(0:16.58)	(0:11.35)	(0:11.55)	(0:11.94)	(0:11.84)	(0:12.32)		
9	1	OUTONO	1	66.4	0:11.45	1:15.69 [9]	0:59.47 [5]	0:48.02 [4]	0:36.36 [6]	0:24.40 [6]	0:12.49 [7]	5.8L	0:36.36 -3
		Chris Meehan		Overall	1000m	(0:16.22)	(0:11.45)	(0:11.66)	(0:11.96)	(0:11.91)	(0:12.49)		
10	13	MOHAWK WARRIOR	4	67.9	0:11.48	1:16.05 [10]	1:00.16 [2]	0:48.68 [1]	0:37.11 [2]	0:25.10 [2]	0:12.79 [8]	7.91L	0:37.11 +3
		Rachel Shred		Overall	1000m	(0:15.89)	(0:11.48)	(0:11.57)	(0:12.01)	(0:12.31)	(0:12.79)		

Scratched: Sweet 'N' Elite (#9), Arturetta (#14)



Ladbroke's Cannon Park Professional
Race 1: FGF BITUMEN Maiden Handicap - 1250m
23 August 2025 - 13:14



Track Rating: Good 4, Weather: Fine, Rail Position: True

Section						Overall	1000m	800m	600m	400m	200m	Last 600m		
Field Times						1:14.70 (0:15.87)	0:58.83 (0:11.50)	0:47.33 (0:11.51)	0:35.82 (0:12.07)	0:23.75 (0:12.03)	0:11.72 (0:11.72)	0:35.82		
Rank	TAB	Horse/Jockey	Barrier	Top Speed [km/h]	Fastest Section							Margin	Distance Travelled [m]	
11	2	LOVE WRAP	13	68.3	0:11.23	1:17.35 [11]	1:00.44 [11]	0:49.21 [10]	0:37.40 [11]	0:25.22 [12]	0:12.82 [11]	15.57L	0:37.40	-1
		Ty Wheeler		Overall	1000m	(0:16.91)	(0:11.23)	(0:11.81)	(0:12.18)	(0:12.40)	(0:12.82)			
12	8	OVERWATCH	11	66.1	0:11.38	1:19.55 [12]	1:02.72 [10]	0:51.34 [11]	0:39.61 [10]	0:27.60 [11]	0:14.98 [12]	28.52L	0:39.61	+3
		Ryan Wiggins		1000m	1000m	(0:16.83)	(0:11.38)	(0:11.73)	(0:12.01)	(0:12.62)	(0:14.98)			

Scratched: Sweet 'N' Elite (#9), Arturetta (#14)



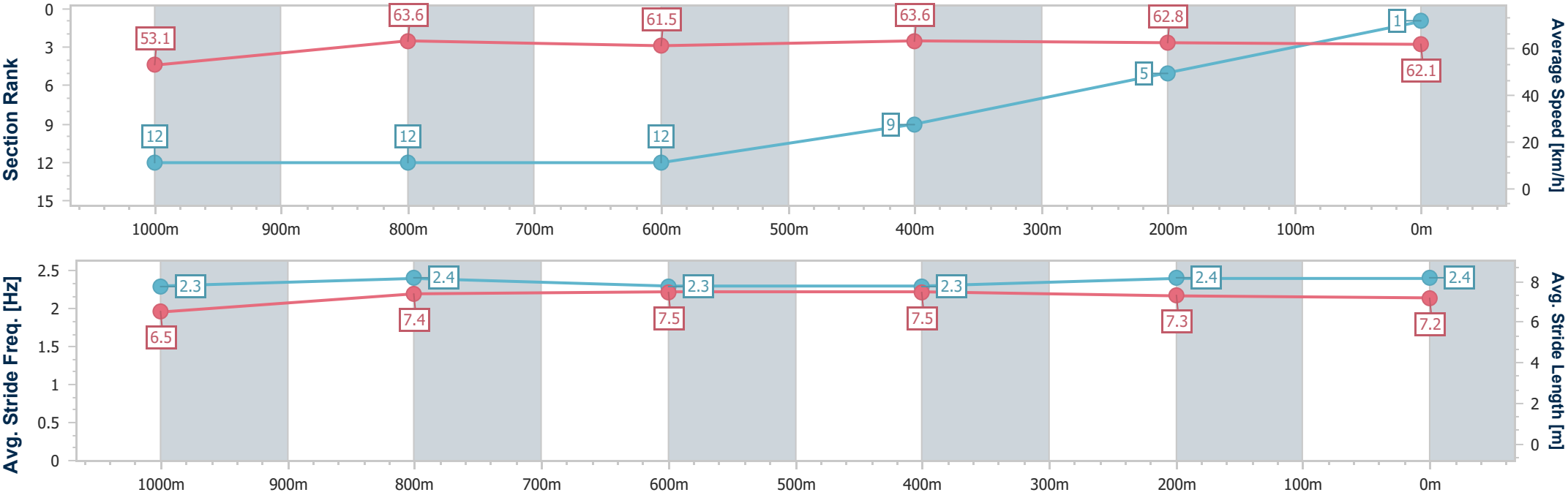
Horse/Jockey Name	Extremely Frilly
Final Rank	1
Fastest Section Time (Section)	0:11.26 (1000m)
Top Speed [km/h] (Section)	65.4 (1000m)
Race State	Finished



Ladbrokes Cannon ParkProfessional
Race 1: FGF BITUMEN Maiden Handicap - 1250m
23 August 2025 - 13:14
Track Rating: Good 4, Weather: Fine, Rail Position: True



Section	Overall	1000m	800m	600m	400m	200m							
Section Times	1:14.70 [1] (0:17.03)	0:57.67 [12] (0:11.26)	0:46.41 [12] (0:11.68)	0:34.73 [12] (0:11.49)	0:23.24 [9] (0:11.66)	0:11.58 [5] (0:11.58)							
Average Speed [km/h]	53.1	63.6	61.5	63.6	62.8	62.1							
Top Speed [km/h]	65.3	65.4	63.5	64.7	64.2	63.6							
Avg. Dist. to Rail [m]	5.0	1.1	2.1	2.2	6.6	6.9							
Avg. Stride Freq. [Hz]	2.3	2.4	2.3	2.3	2.4	2.4							
Avg. Stride Length [m]	6.5	7.4	7.5	7.5	7.3	7.2							





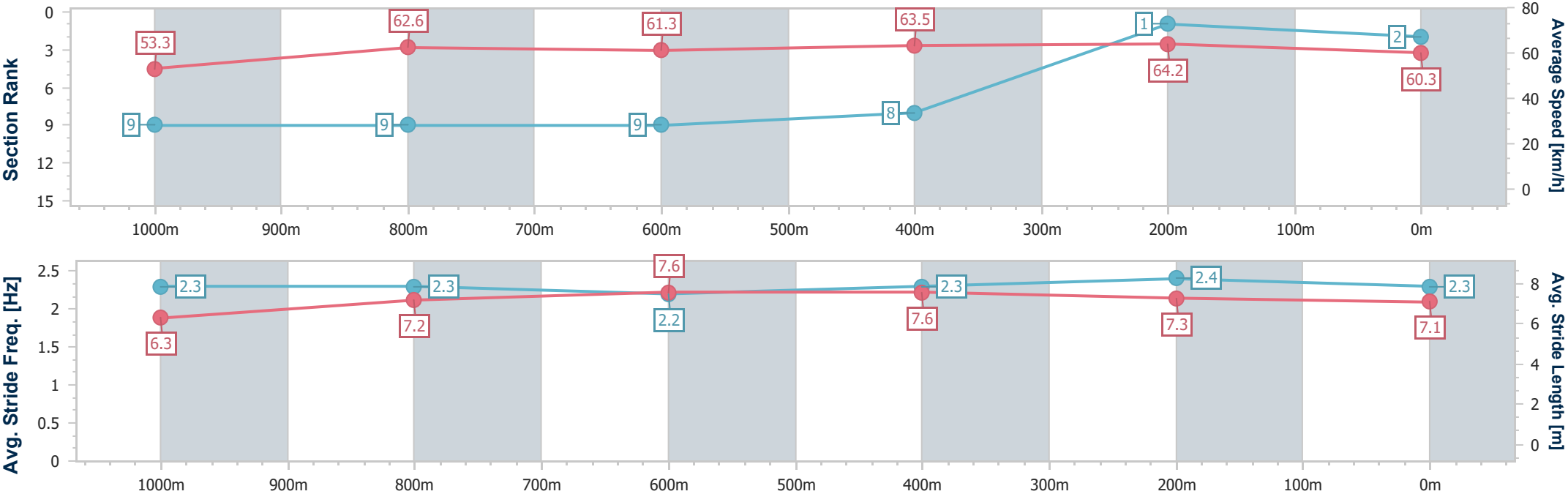
Horse/Jockey Name	Geraldine's Wish
Final Rank	2
Fastest Section Time (Section)	0:11.29 (1000m)
Top Speed [km/h] (Section)	66.0 (Overall)
Race State	Finished



Ladbrokes Cannon ParkProfessional
Race 1: FGF BITUMEN Maiden Handicap - 1250m
23 August 2025 - 13:14
Track Rating: Good 4, Weather: Fine, Rail Position: True



Section	Overall	1000m	800m	600m	400m	200m							
Section Times	1:14.91 [2] (0:16.76)	0:58.15 [9] (0:11.29)	0:46.86 [9] (0:11.76)	0:35.10 [9] (0:11.63)	0:23.47 [8] (0:11.54)	0:11.93 [1] (0:11.93)							
Average Speed [km/h]	53.3	62.6	61.3	63.5	64.2	60.3							
Top Speed [km/h]	66.0	64.6	64.8	65.4	65.3	62.9							
Avg. Dist. to Rail [m]	3.4	2.5	0.2	3.7	10.8	8.9							
Avg. Stride Freq. [Hz]	2.3	2.3	2.2	2.3	2.4	2.3							
Avg. Stride Length [m]	6.3	7.2	7.6	7.6	7.3	7.1							





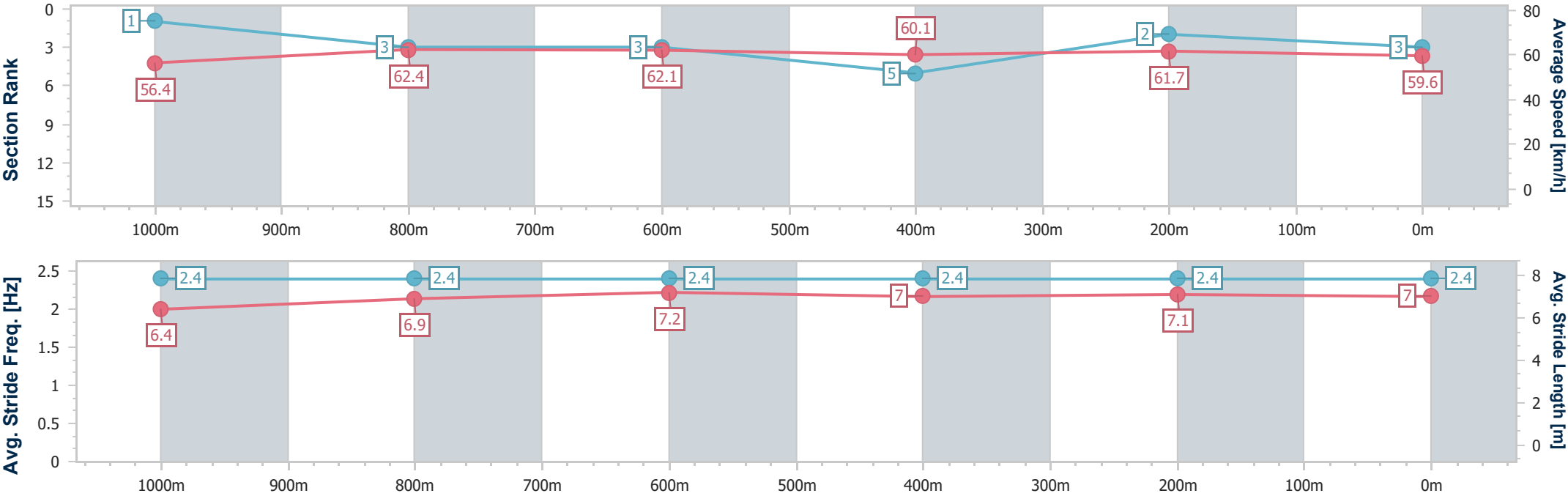
Horse/Jockey Name	Charm Teller
Final Rank	3
Fastest Section Time (Section)	0:11.54 (800m)
Top Speed [km/h] (Section)	67.7 (Overall)
Race State	Finished



Ladbrokes Cannon ParkProfessional
Race 1: FGF BITUMEN Maiden Handicap - 1250m
23 August 2025 - 13:14
Track Rating: Good 4, Weather: Fine, Rail Position: True



Section	Overall	1000m	800m	600m	400m	200m							
Section Times	1:15.13 [3] (0:15.87)	0:59.26 [1] (0:11.62)	0:47.64 [3] (0:11.54)	0:36.10 [3] (0:12.23)	0:23.87 [5] (0:11.78)	0:12.09 [2] (0:12.09)							
Average Speed [km/h]	56.4	62.4	62.1	60.1	61.7	59.6							
Top Speed [km/h]	67.7	64.6	63.6	63.2	62.6	61.3							
Avg. Dist. to Rail [m]	1.6	1.7	4.0	3.5	2.1	2.2							
Avg. Stride Freq. [Hz]	2.4	2.4	2.4	2.4	2.4	2.4							
Avg. Stride Length [m]	6.4	6.9	7.2	7.0	7.1	7.0							





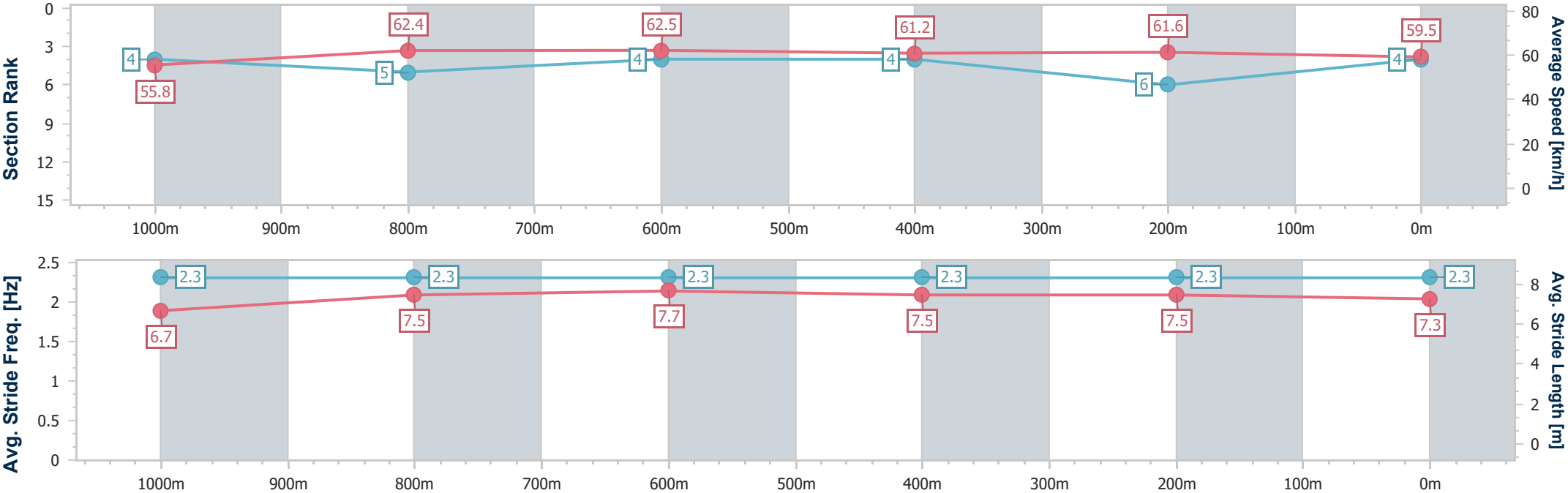
Horse/Jockey Name	Flourish
Final Rank	4
Fastest Section Time (Section)	0:11.51 (800m)
Top Speed [km/h] (Section)	68.2 (Overall)
Race State	Finished



Ladbrokes Cannon ParkProfessional
Race 1: FGF BITUMEN Maiden Handicap - 1250m
23 August 2025 - 13:14
Track Rating: Good 4, Weather: Fine, Rail Position: True



Section	Overall	1000m	800m	600m	400m	200m							
Section Times	1:15.22 [4] (0:16.13)	0:59.09 [4] (0:11.55)	0:47.54 [5] (0:11.51)	0:36.03 [4] (0:12.01)	0:24.02 [4] (0:11.97)	0:12.05 [6] (0:12.05)							
Average Speed [km/h]	55.8	62.4	62.5	61.2	61.6	59.5							
Top Speed [km/h]	68.2	65.2	63.8	63.5	63.4	62.2							
Avg. Dist. to Rail [m]	1.8	1.2	1.9	3.2	6.9	6.1							
Avg. Stride Freq. [Hz]	2.3	2.3	2.3	2.3	2.3	2.3							
Avg. Stride Length [m]	6.7	7.5	7.7	7.5	7.5	7.3							



[] Ranking at each section and finish
- - - - - No data available at this section
NA No data available



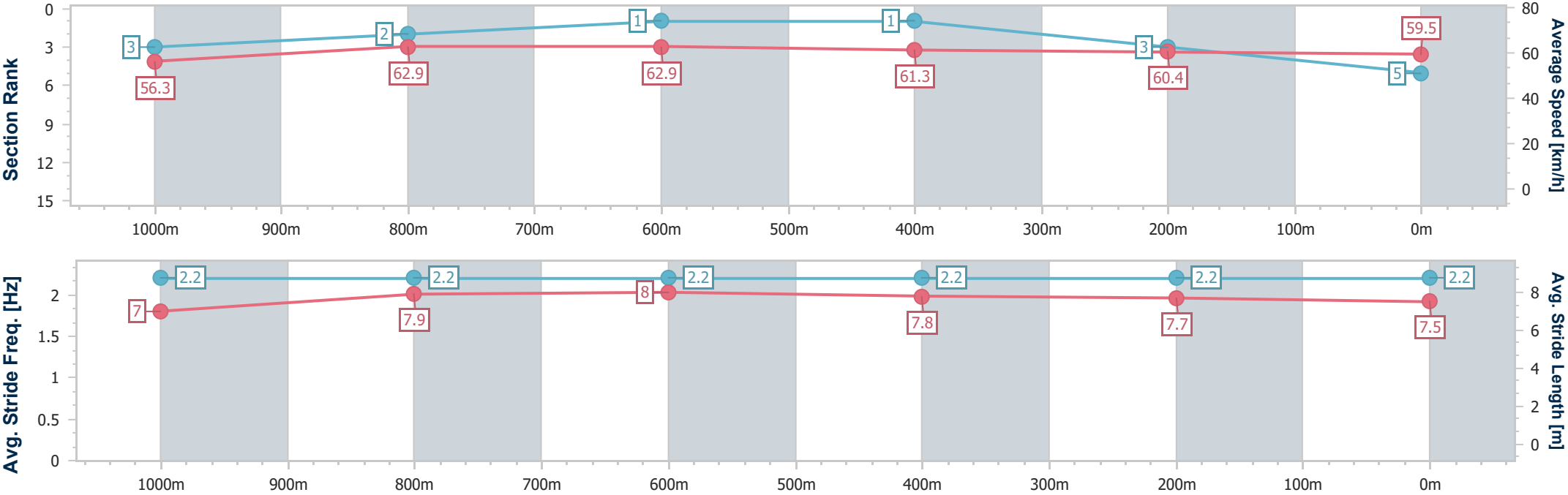
Horse/Jockey Name	Uris
Final Rank	5
Fastest Section Time (Section)	0:11.42 (800m)
Top Speed [km/h] (Section)	67.2 (Overall)
Race State	Finished



Ladbrokes Cannon ParkProfessional
Race 1: FGF BITUMEN Maiden Handicap - 1250m
23 August 2025 - 13:14
Track Rating: Good 4, Weather: Fine, Rail Position: True



Section	Overall	1000m	800m	600m	400m	200m							
Section Times	1:15.23 [5] (0:16.00)	0:59.23 [3] (0:11.46)	0:47.77 [2] (0:11.42)	0:36.35 [1] (0:12.07)	0:24.28 [1] (0:12.15)	0:12.13 [3] (0:12.13)							
Average Speed [km/h]	56.3	62.9	62.9	61.3	60.4	59.5							
Top Speed [km/h]	67.2	65.8	64.2	63.2	61.1	61.2							
Avg. Dist. to Rail [m]	1.6	0.7	2.6	4.4	4.9	3.9							
Avg. Stride Freq. [Hz]	2.2	2.2	2.2	2.2	2.2	2.2							
Avg. Stride Length [m]	7.0	7.9	8.0	7.8	7.7	7.5							





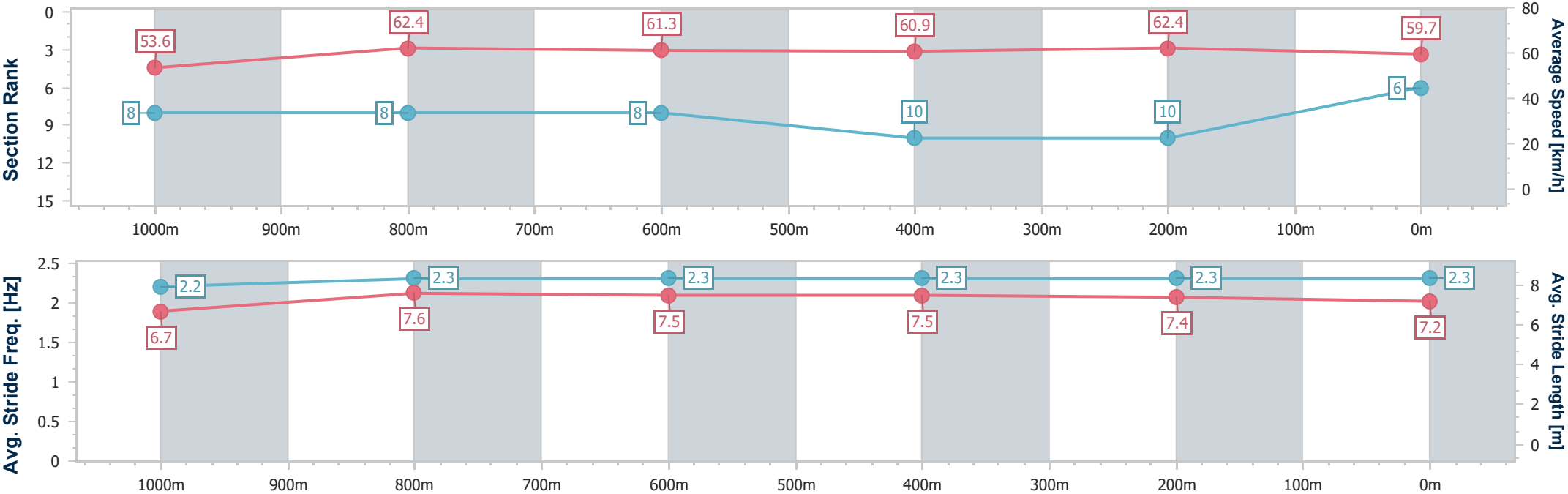
Horse/Jockey Name	Starmeira
Final Rank	6
Fastest Section Time (Section)	0:11.35 (1000m)
Top Speed [km/h] (Section)	65.6 (Overall)
Race State	Finished



Ladbrokes Cannon ParkProfessional
Race 1: FGF BITUMEN Maiden Handicap - 1250m
23 August 2025 - 13:14
Track Rating: Good 4, Weather: Fine, Rail Position: True



Section	Overall	1000m	800m	600m	400m	200m							
Section Times	1:15.30 [6] (0:16.59)	0:58.71 [8] (0:11.35)	0:47.36 [8] (0:11.74)	0:35.62 [8] (0:11.92)	0:23.70 [10] (0:11.67)	0:12.03 [10] (0:12.03)							
Average Speed [km/h]	53.6	62.4	61.3	60.9	62.4	59.7							
Top Speed [km/h]	65.6	64.5	63.8	63.8	63.1	60.9							
Avg. Dist. to Rail [m]	2.7	2.4	0.4	1.5	2.1	1.6							
Avg. Stride Freq. [Hz]	2.2	2.3	2.3	2.3	2.3	2.3							
Avg. Stride Length [m]	6.7	7.6	7.5	7.5	7.4	7.2							



[] Ranking at each section and finish
- - - - - No data available at this section
NA No data available



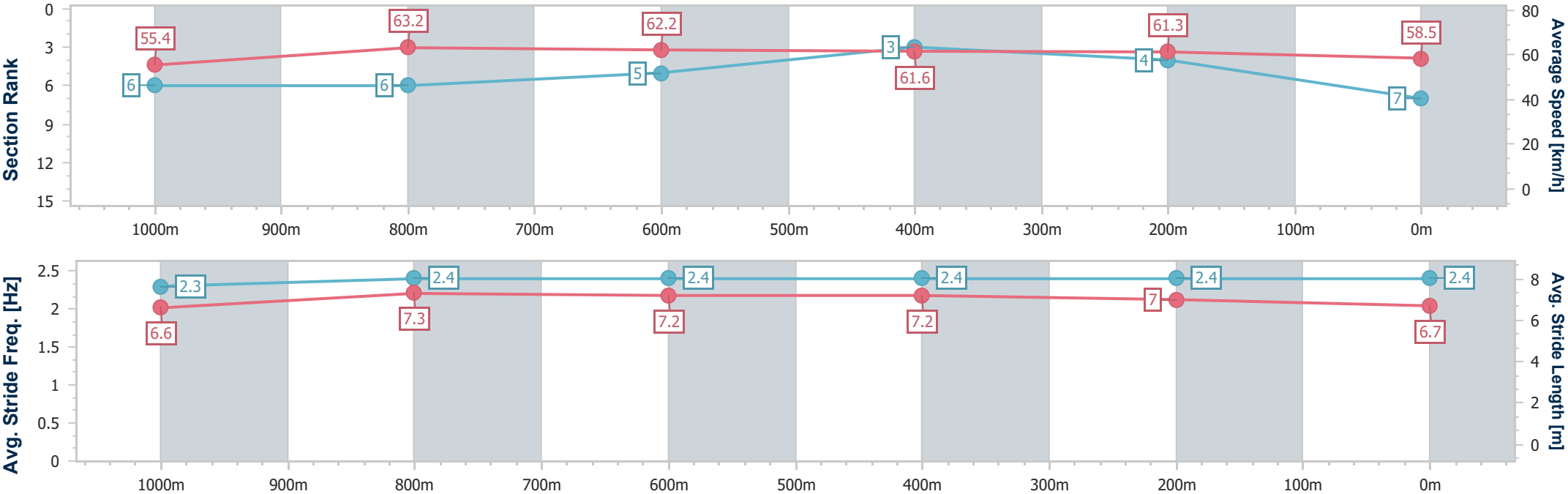
Horse/Jockey Name	Spring's Gift
Final Rank	7
Fastest Section Time (Section)	0:11.51 (1000m)
Top Speed [km/h] (Section)	67.9 (Overall)
Race State	Finished



Ladbrokes Cannon ParkProfessional
Race 1: FGF BITUMEN Maiden Handicap - 1250m
23 August 2025 - 13:14
Track Rating: Good 4, Weather: Fine, Rail Position: True



Section	Overall	1000m	800m	600m	400m	200m								
Section Times	1:15.37 [7] (0:16.23)	0:59.14 [6] (0:11.51)	0:47.63 [6] (0:11.57)	0:36.06 [5] (0:11.86)	0:24.20 [3] (0:11.94)	0:12.26 [4] (0:12.26)								
Average Speed [km/h]	55.4	63.2	62.2	61.6	61.3	58.5								
Top Speed [km/h]	67.9	66.9	63.9	63.8	62.4	61.2								
Avg. Dist. to Rail [m]	1.0	1.3	1.9	2.3	4.8	3.8								
Avg. Stride Freq. [Hz]	2.3	2.4	2.4	2.4	2.4	2.4								
Avg. Stride Length [m]	6.6	7.3	7.2	7.2	7.0	6.7								





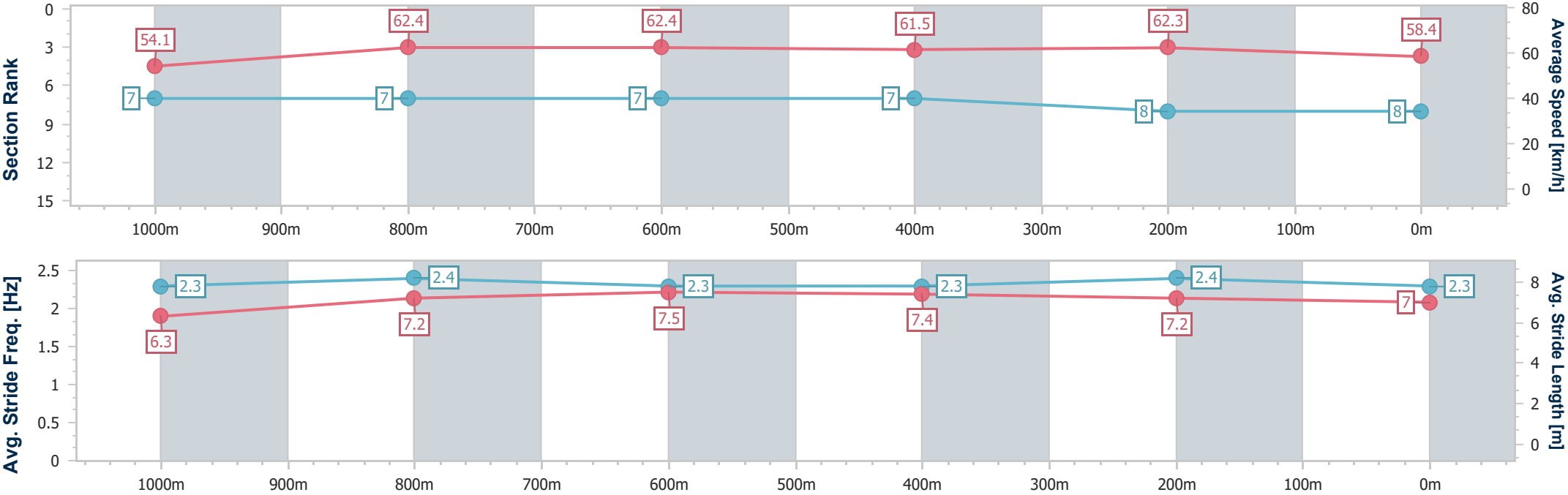
Horse/Jockey Name	Supeedo Gonzales
Final Rank	8
Fastest Section Time (Section)	0:11.35 (1000m)
Top Speed [km/h] (Section)	66.6 (1000m)
Race State	Finished



Ladbrokes Cannon ParkProfessional
Race 1: FGF BITUMEN Maiden Handicap - 1250m
23 August 2025 - 13:14
Track Rating: Good 4, Weather: Fine, Rail Position: True



Section	Overall	1000m	800m	600m	400m	200m							
Section Times	1:15.58 [8] (0:16.58)	0:59.00 [7] (0:11.35)	0:47.65 [7] (0:11.55)	0:36.10 [7] (0:11.94)	0:24.16 [7] (0:11.84)	0:12.32 [8] (0:12.32)							
Average Speed [km/h]	54.1	62.4	62.4	61.5	62.3	58.4							
Top Speed [km/h]	66.5	66.6	63.8	64.1	63.4	61.5							
Avg. Dist. to Rail [m]	2.3	1.8	0.9	2.8	9.0	8.5							
Avg. Stride Freq. [Hz]	2.3	2.4	2.3	2.3	2.4	2.3							
Avg. Stride Length [m]	6.3	7.2	7.5	7.4	7.2	7.0							





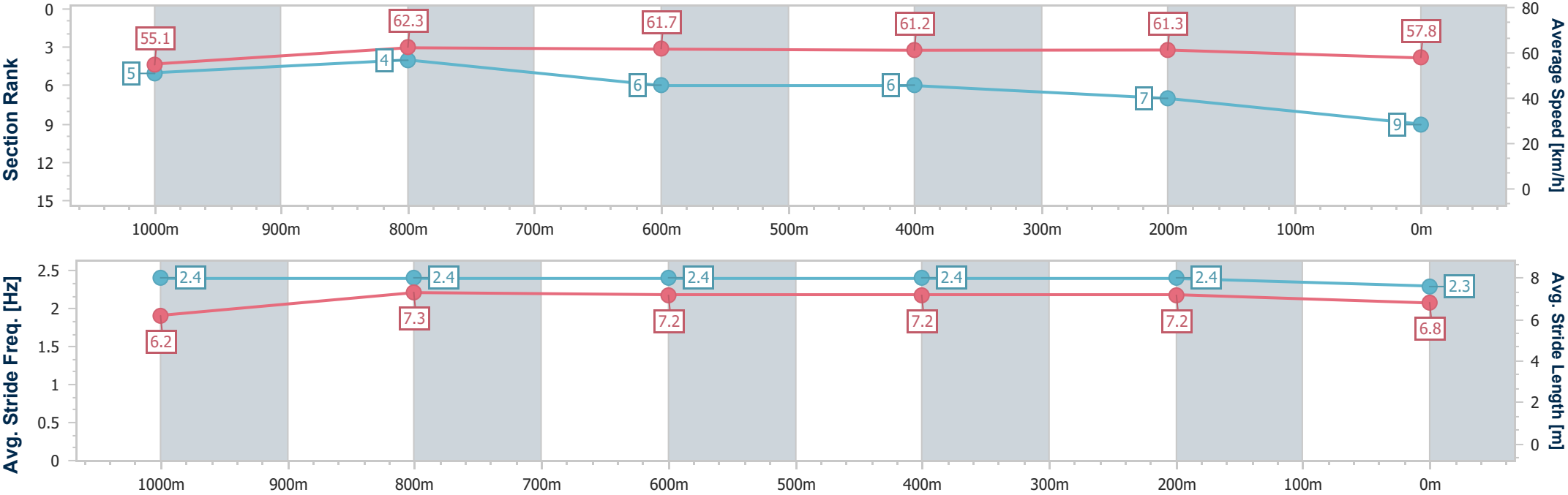
Horse/Jockey Name	Outono
Final Rank	9
Fastest Section Time (Section)	0:11.45 (1000m)
Top Speed [km/h] (Section)	66.4 (Overall)
Race State	Finished



Ladbrokes Cannon ParkProfessional
Race 1: FGF BITUMEN Maiden Handicap - 1250m
23 August 2025 - 13:14
Track Rating: Good 4, Weather: Fine, Rail Position: True



Section	Overall	1000m	800m	600m	400m	200m							
Section Times	1:15.69 [9] (0:16.22)	0:59.47 [5] (0:11.45)	0:48.02 [4] (0:11.66)	0:36.36 [6] (0:11.96)	0:24.40 [6] (0:11.91)	0:12.49 [7] (0:12.49)							
Average Speed [km/h]	55.1	62.3	61.7	61.2	61.3	57.8							
Top Speed [km/h]	66.4	65.8	64.1	63.9	63.0	59.2							
Avg. Dist. to Rail [m]	2.1	1.8	0.4	2.2	5.1	3.9							
Avg. Stride Freq. [Hz]	2.4	2.4	2.4	2.4	2.4	2.3							
Avg. Stride Length [m]	6.2	7.3	7.2	7.2	7.2	6.8							





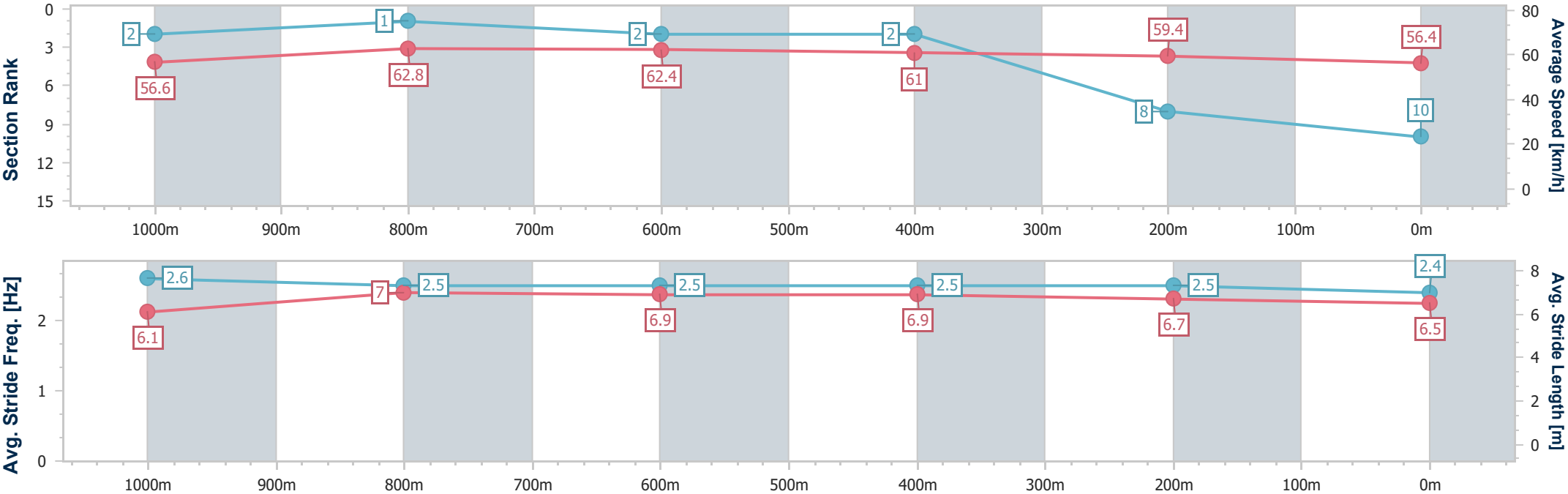
Horse/Jockey Name	Mohawk Warrior
Final Rank	10
Fastest Section Time (Section)	0:11.48 (1000m)
Top Speed [km/h] (Section)	67.9 (Overall)
Race State	Finished



Ladbrokes Cannon ParkProfessional
Race 1: FGF BITUMEN Maiden Handicap - 1250m
23 August 2025 - 13:14
Track Rating: Good 4, Weather: Fine, Rail Position: True



Section	Overall	1000m	800m	600m	400m	200m							
Section Times	1:16.05 [10] (0:15.89)	1:00.16 [2] (0:11.48)	0:48.68 [1] (0:11.57)	0:37.11 [2] (0:12.01)	0:25.10 [2] (0:12.31)	0:12.79 [8] (0:12.79)							
Average Speed [km/h]	56.6	62.8	62.4	61.0	59.4	56.4							
Top Speed [km/h]	67.9	65.1	63.0	63.1	60.7	58.4							
Avg. Dist. to Rail [m]	0.8	1.1	2.4	3.1	5.2	2.0							
Avg. Stride Freq. [Hz]	2.6	2.5	2.5	2.5	2.5	2.4							
Avg. Stride Length [m]	6.1	7.0	6.9	6.9	6.7	6.5							





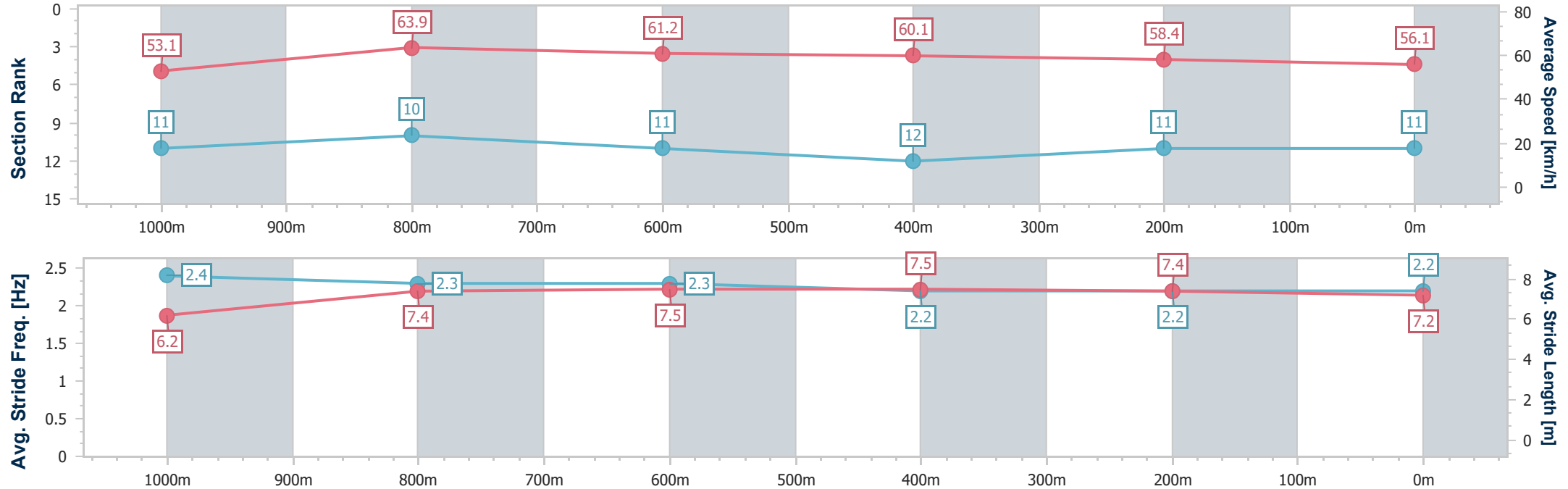
Horse/Jockey Name	Love Wrap
Final Rank	11
Fastest Section Time (Section)	0:11.23 (1000m)
Top Speed [km/h] (Section)	68.3 (Overall)
Race State	Finished



Ladbrokes Cannon ParkProfessional
Race 1: FGF BITUMEN Maiden Handicap - 1250m
23 August 2025 - 13:14
Track Rating: Good 4, Weather: Fine, Rail Position: True



Section	Overall	1000m	800m	600m	400m	200m							
Section Times	1:17.35 [11] (0:16.91)	1:00.44 [11] (0:11.23)	0:49.21 [10] (0:11.81)	0:37.40 [11] (0:12.18)	0:25.22 [12] (0:12.40)	0:12.82 [11] (0:12.82)							
Average Speed [km/h]	53.1	63.9	61.2	60.1	58.4	56.1							
Top Speed [km/h]	68.3	66.9	62.9	62.4	59.5	58.2							
Avg. Dist. to Rail [m]	5.1	1.4	2.8	2.6	2.2	3.2							
Avg. Stride Freq. [Hz]	2.4	2.3	2.3	2.2	2.2	2.2							
Avg. Stride Length [m]	6.2	7.4	7.5	7.5	7.4	7.2							





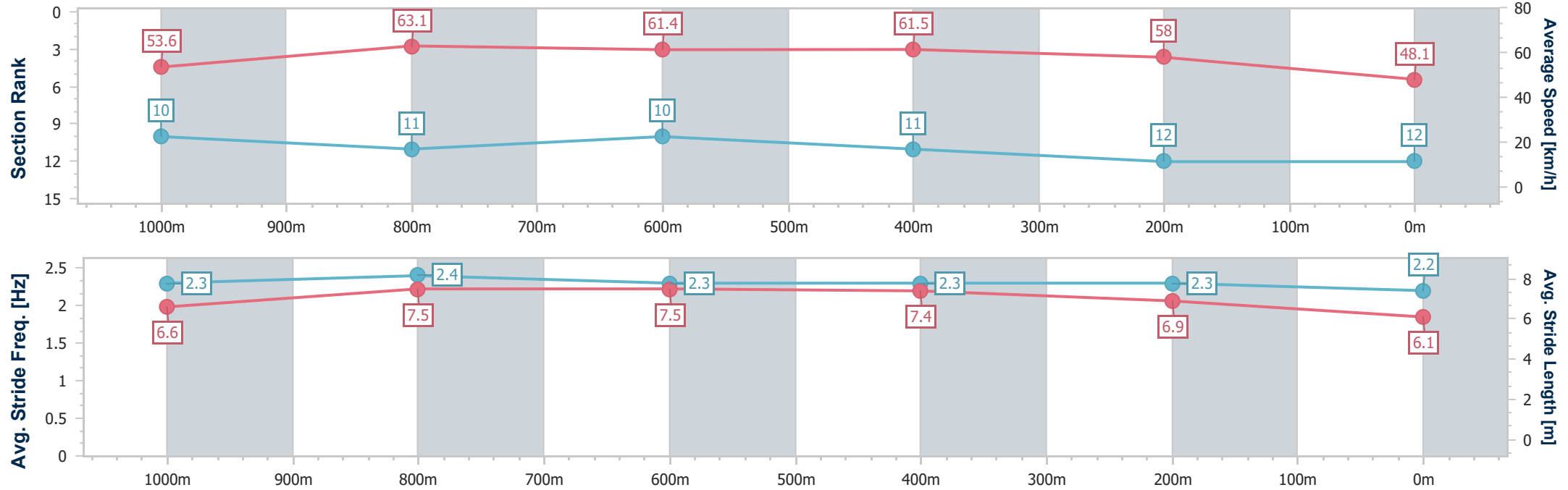
Horse/Jockey Name	Overwatch
Final Rank	12
Fastest Section Time (Section)	0:11.38 (1000m)
Top Speed [km/h] (Section)	66.1 (1000m)
Race State	Finished



Ladbrokes Cannon ParkProfessional
Race 1: FGF BITUMEN Maiden Handicap - 1250m
23 August 2025 - 13:14
Track Rating: Good 4, Weather: Fine, Rail Position: True



Section	Overall	1000m	800m	600m	400m	200m							
Section Times	1:19.55 [12] (0:16.83)	1:02.72 [10] (0:11.38)	0:51.34 [11] (0:11.73)	0:39.61 [10] (0:12.01)	0:27.60 [11] (0:12.62)	0:14.98 [12] (0:14.98)							
Average Speed [km/h]	53.6	63.1	61.4	61.5	58.0	48.1							
Top Speed [km/h]	65.7	66.1	64.3	65.0	59.5	55.5							
Avg. Dist. to Rail [m]	4.2	0.6	1.4	3.5	5.3	4.4							
Avg. Stride Freq. [Hz]	2.3	2.4	2.3	2.3	2.3	2.2							
Avg. Stride Length [m]	6.6	7.5	7.5	7.4	6.9	6.1							





Ladbroke's Cannon Park Professional
Race 2: EARLVILLE SHOPPING TOWN QTIS Three-Year-Old Handicap -
1250m

23 August 2025 - 13:50



Track Rating: Good 4, Weather: Fine, Rail Position: True

Section		Overall				1000m	800m	600m	400m	200m	Last 600m		
Field Times		1:14.77				0:58.64	0:47.84	0:36.43	0:24.62	0:12.48	0:36.43		
		(0:16.13)				(0:10.80)	(0:11.41)	(0:11.81)	(0:12.14)	(0:12.48)			
Rank	TAB	Horse/Jockey	Barrier	Top Speed [km/h]	Fastest Section						Margin	Distance Travelled [m]	
1	7	SUPID DATE	1	66.2	0:11.03	1:14.77 [1]	0:58.19 [3]	0:47.16 [3]	0:36.02 [3]	0:24.26 [4]	0:12.43 [2]	1:14.77	0:36.02
		Sean Cormack		800m	1000m	(0:16.58)	(0:11.03)	(0:11.14)	(0:11.76)	(0:11.83)	(0:12.43)		
2	4	MISTER TIA	7	66.7	0:10.95	1:14.88 [2]	0:58.00 [6]	0:47.05 [5]	0:35.80 [6]	0:24.06 [6]	0:12.34 [5]	0.62L	0:35.80 +1
		Ivo Fry		Overall	1000m	(0:16.88)	(0:10.95)	(0:11.25)	(0:11.74)	(0:11.72)	(0:12.34)		
3	2	WHATTA MISSION	4	67.5	0:10.88	1:15.01 [3]	0:58.64 [2]	0:47.76 [2]	0:36.44 [2]	0:24.75 [2]	0:12.72 [1]	1.4L	0:36.44 -3
		Aidan Holt		Overall	1000m	(0:16.37)	(0:10.88)	(0:11.32)	(0:11.69)	(0:12.03)	(0:12.72)		
4	5	RAFF VADER	3	66.7	0:10.93	1:15.02 [4]	0:58.32 [4]	0:47.39 [4]	0:36.13 [5]	0:24.37 [5]	0:12.50 [4]	1.44L	0:36.13 -1
		Ryan Wiggins		Overall	1000m	(0:16.70)	(0:10.93)	(0:11.26)	(0:11.76)	(0:11.87)	(0:12.50)		
5	1	VEGAMEISTER	6	67.7	0:10.94	1:15.38 [5]	0:58.53 [5]	0:47.51 [6]	0:36.57 [4]	0:24.87 [3]	0:12.79 [6]	3.56L	0:36.57 -4
		McKenzie Apel		Overall	800m	(0:16.85)	(0:11.02)	(0:10.94)	(0:11.70)	(0:12.08)	(0:12.79)		
6	3	GOLD CLASSIC	2	67.0	0:10.80	1:15.52 [6]	0:59.39 [1]	0:48.59 [1]	0:37.18 [1]	0:25.37 [1]	0:13.12 [3]	4.41L	0:37.18 -6
		Chris Meehan		Overall	1000m	(0:16.13)	(0:10.80)	(0:11.41)	(0:11.81)	(0:12.25)	(0:13.12)		
7	8	PRETTY PROFIT	5	66.0	0:10.97	1:16.31 [7]	0:59.09 [7]	0:48.12 [7]	0:36.78 [7]	0:24.84 [7]	0:12.57 [7]	9.03L	0:36.78 +2
		Jason Taylor		1000m	1000m	(0:17.22)	(0:10.97)	(0:11.34)	(0:11.94)	(0:12.27)	(0:12.57)		

Scratched: Gem Of Scots (#6)



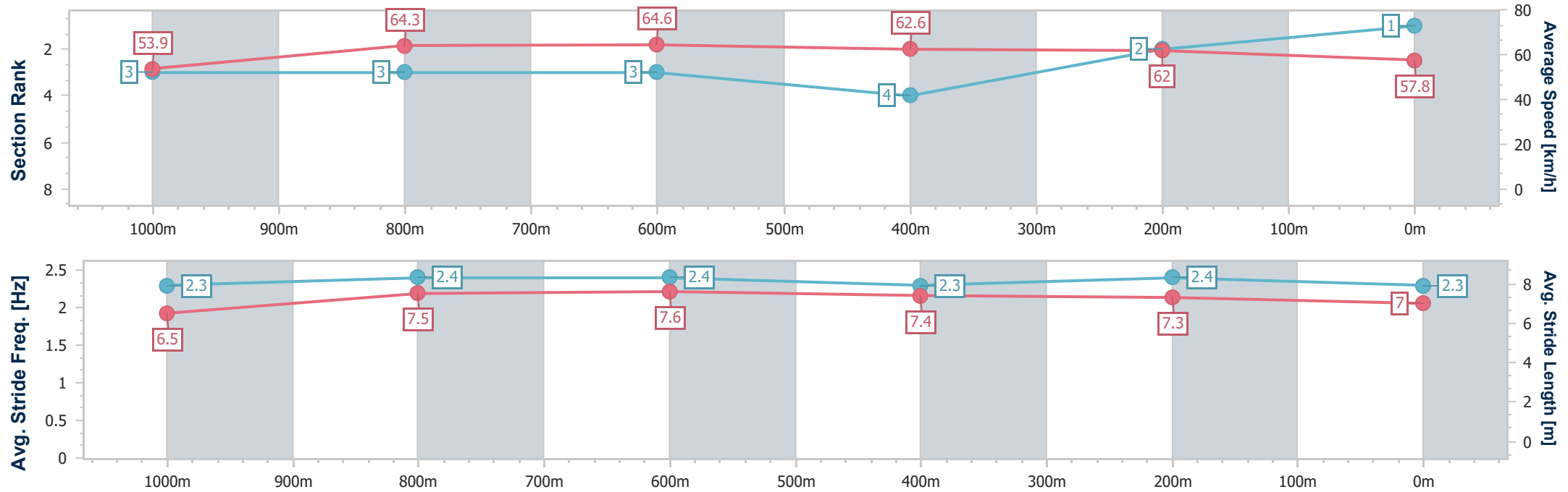
Horse/Jockey Name	Supid Date
Final Rank	1
Fastest Section Time (Section)	0:11.03 (1000m)
Top Speed [km/h] (Section)	66.2 (800m)
Race State	Finished



Ladbrokes Cannon Park Professional
Race 2: EARLVILLE SHOPPING TOWN QTIS Three-Year-Old
Handicap - 1250m
23 August 2025 - 13:50
Track Rating: Good 4, Weather: Fine, Rail Position: True



Section	Overall	1000m	800m	600m	400m	200m							
Section Times	1:14.77 [1] (0:16.58)	0:58.19 [3] (0:11.03)	0:47.16 [3] (0:11.14)	0:36.02 [3] (0:11.76)	0:24.26 [4] (0:11.83)	0:12.43 [2] (0:12.43)							
Average Speed [km/h]	53.9	64.3	64.6	62.6	62.0	57.8							
Top Speed [km/h]	65.2	66.0	66.2	64.2	62.9	61.5							
Avg. Dist. to Rail [m]	2.7	1.8	1.5	3.2	5.6	5.2							
Avg. Stride Freq. [Hz]	2.3	2.4	2.4	2.3	2.4	2.3							
Avg. Stride Length [m]	6.5	7.5	7.6	7.4	7.3	7.0							





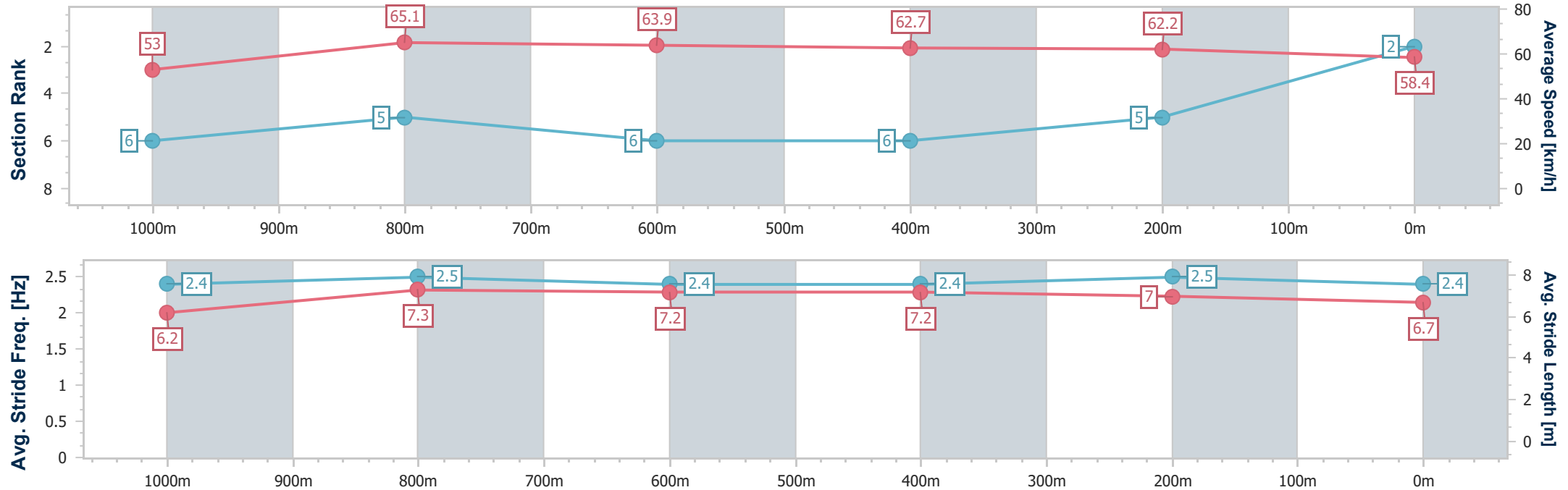
Horse/Jockey Name	Mister Tia
Final Rank	2
Fastest Section Time (Section)	0:10.95 (1000m)
Top Speed [km/h] (Section)	66.7 (Overall)
Race State	Finished



Ladbrokes Cannon Park Professional
Race 2: EARLVILLE SHOPPING TOWN QTIS Three-Year-Old
Handicap - 1250m
23 August 2025 - 13:50
Track Rating: Good 4, Weather: Fine, Rail Position: True



Section	Overall	1000m	800m	600m	400m	200m							
Section Times	1:14.88 [2] (0:16.88)	0:58.00 [6] (0:10.95)	0:47.05 [5] (0:11.25)	0:35.80 [6] (0:11.74)	0:24.06 [6] (0:11.72)	0:12.34 [5] (0:12.34)							
Average Speed [km/h]	53.0	65.1	63.9	62.7	62.2	58.4							
Top Speed [km/h]	66.7	66.6	64.8	64.4	63.0	61.0							
Avg. Dist. to Rail [m]	2.1	1.8	2.1	2.8	5.9	5.1							
Avg. Stride Freq. [Hz]	2.4	2.5	2.4	2.4	2.5	2.4							
Avg. Stride Length [m]	6.2	7.3	7.2	7.2	7.0	6.7							





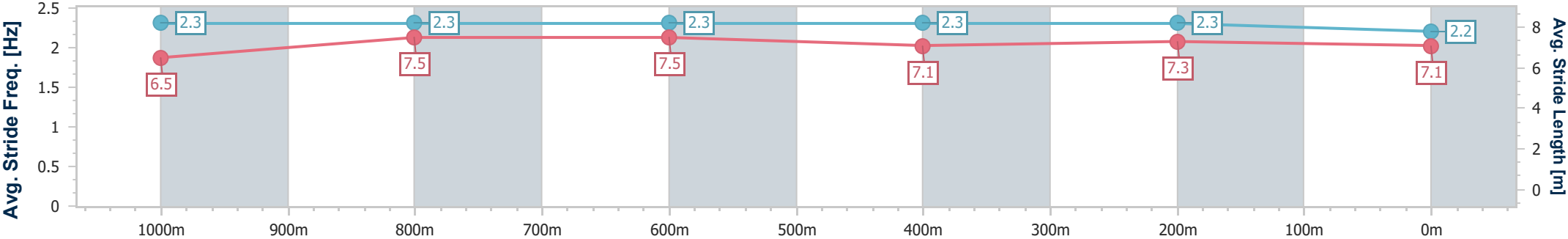
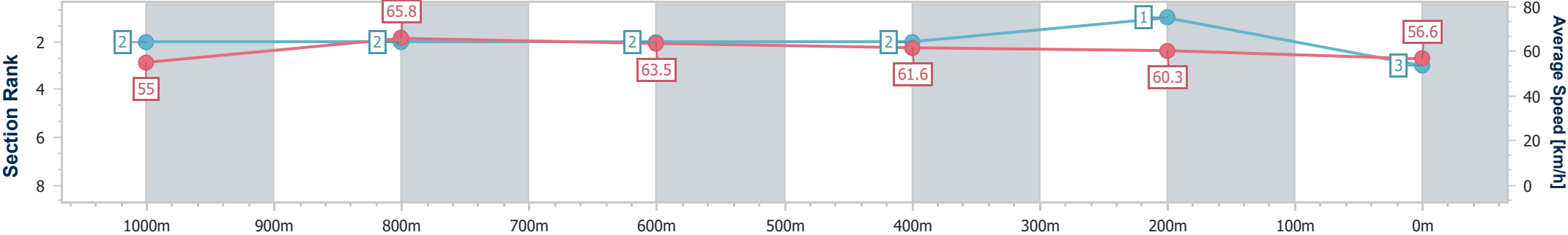
Horse/Jockey Name	Whatta Mission
Final Rank	3
Fastest Section Time (Section)	0:10.88 (1000m)
Top Speed [km/h] (Section)	67.5 (Overall)
Race State	Finished



Ladbrokes Cannon Park Professional
Race 2: EARLVILLE SHOPPING TOWN QTIS Three-Year-Old
Handicap - 1250m
23 August 2025 - 13:50
Track Rating: Good 4, Weather: Fine, Rail Position: True



Section	Overall	1000m	800m	600m	400m	200m								
Section Times	1:15.01 [3] (0:16.37)	0:58.64 [2] (0:10.88)	0:47.76 [2] (0:11.32)	0:36.44 [2] (0:11.69)	0:24.75 [2] (0:12.03)	0:12.72 [1] (0:12.72)								
Average Speed [km/h]	55.0	65.8	63.5	61.6	60.3	56.6								
Top Speed [km/h]	67.5	67.1	64.5	62.5	61.5	58.9								
Avg. Dist. to Rail [m]	2.0	1.1	0.5	0.6	3.2	3.8								
Avg. Stride Freq. [Hz]	2.3	2.3	2.3	2.3	2.3	2.2								
Avg. Stride Length [m]	6.5	7.5	7.5	7.1	7.3	7.1								





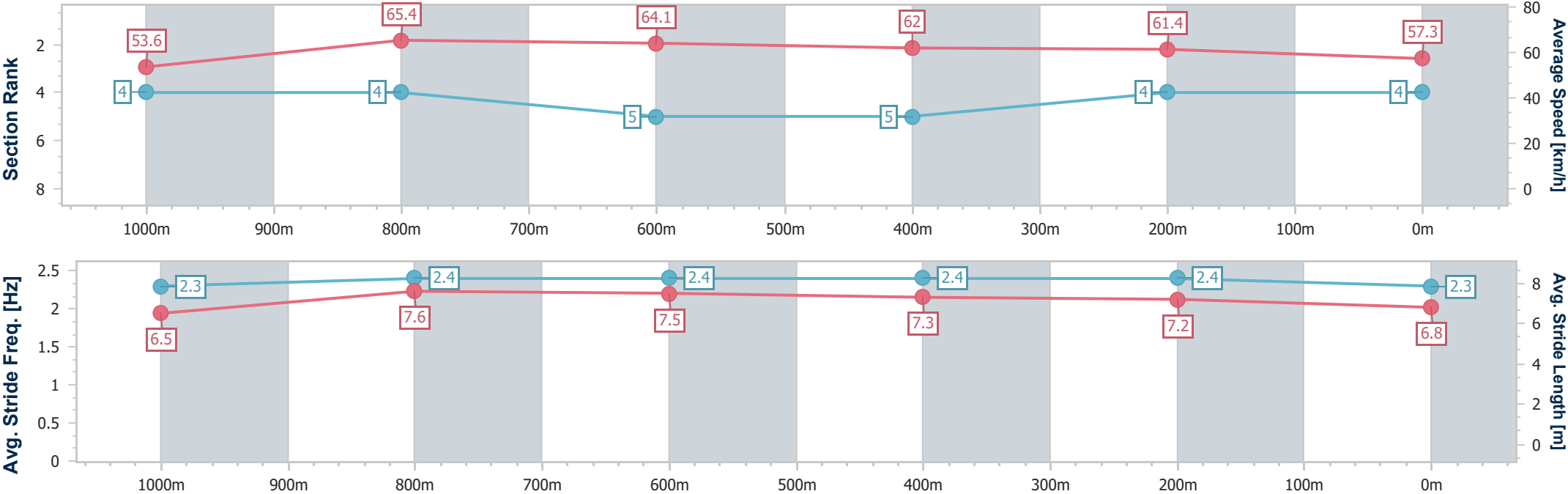
Horse/Jockey Name	Raff Vader
Final Rank	4
Fastest Section Time (Section)	0:10.93 (1000m)
Top Speed [km/h] (Section)	66.7 (Overall)
Race State	Finished



Ladbrokes Cannon Park Professional
Race 2: EARLVILLE SHOPPING TOWN QTIS Three-Year-Old
Handicap - 1250m
23 August 2025 - 13:50
Track Rating: Good 4, Weather: Fine, Rail Position: True



Section	Overall	1000m	800m	600m	400m	200m							
Section Times	1:15.02 [4] (0:16.70)	0:58.32 [4] (0:10.93)	0:47.39 [4] (0:11.26)	0:36.13 [5] (0:11.76)	0:24.37 [5] (0:11.87)	0:12.50 [4] (0:12.50)							
Average Speed [km/h]	53.6	65.4	64.1	62.0	61.4	57.3							
Top Speed [km/h]	66.7	66.4	65.1	62.8	62.5	60.3							
Avg. Dist. to Rail [m]	1.9	1.5	1.6	1.9	6.1	7.1							
Avg. Stride Freq. [Hz]	2.3	2.4	2.4	2.4	2.4	2.3							
Avg. Stride Length [m]	6.5	7.6	7.5	7.3	7.2	6.8							





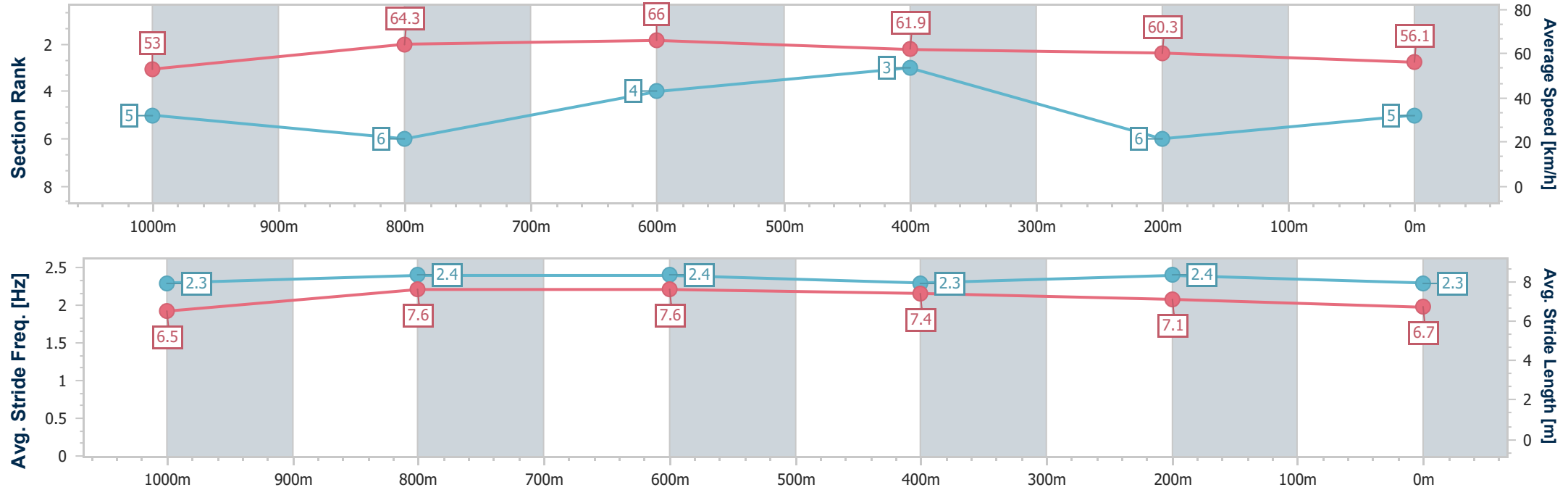
Horse/Jockey Name	Vegameister
Final Rank	5
Fastest Section Time (Section)	0:10.94 (800m)
Top Speed [km/h] (Section)	67.7 (Overall)
Race State	Finished



Ladbroke's Cannon Park Professional
Race 2: EARLVILLE SHOPPING TOWN QTIS Three-Year-Old
Handicap - 1250m
23 August 2025 - 13:50
Track Rating: Good 4, Weather: Fine, Rail Position: True



Section	Overall	1000m	800m	600m	400m	200m							
Section Times	1:15.38 [5] (0:16.85)	0:58.53 [5] (0:11.02)	0:47.51 [6] (0:10.94)	0:36.57 [4] (0:11.70)	0:24.87 [3] (0:12.08)	0:12.79 [6] (0:12.79)							
Average Speed [km/h]	53.0	64.3	66.0	61.9	60.3	56.1							
Top Speed [km/h]	67.7	67.3	66.9	64.2	62.0	58.8							
Avg. Dist. to Rail [m]	3.3	1.6	0.5	1.2	2.4	1.6							
Avg. Stride Freq. [Hz]	2.3	2.4	2.4	2.3	2.4	2.3							
Avg. Stride Length [m]	6.5	7.6	7.6	7.4	7.1	6.7							





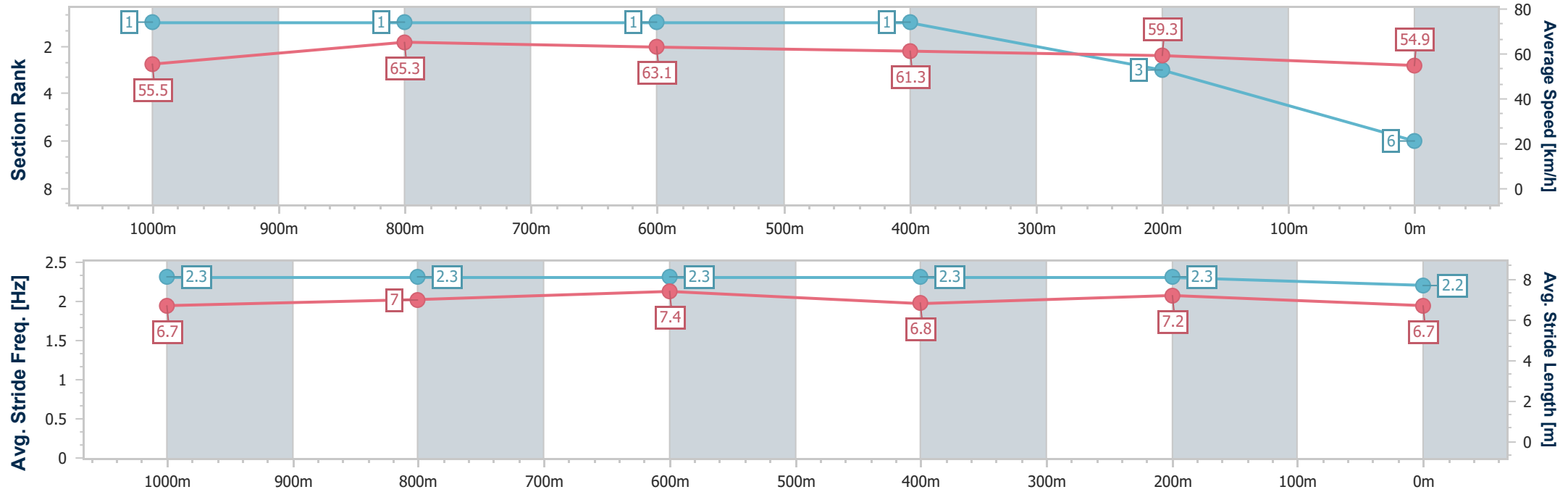
Horse/Jockey Name	Gold Classic
Final Rank	6
Fastest Section Time (Section)	0:10.80 (1000m)
Top Speed [km/h] (Section)	67.0 (Overall)
Race State	Finished



Ladbrokes Cannon Park Professional
Race 2: EARLVILLE SHOPPING TOWN QTIS Three-Year-Old
Handicap - 1250m
23 August 2025 - 13:50
Track Rating: Good 4, Weather: Fine, Rail Position: True



Section	Overall	1000m	800m	600m	400m	200m								
Section Times	1:15.52 [6] (0:16.13)	0:59.39 [1] (0:10.80)	0:48.59 [1] (0:11.41)	0:37.18 [1] (0:11.81)	0:25.37 [1] (0:12.25)	0:13.12 [3] (0:13.12)								
Average Speed [km/h]	55.5	65.3	63.1	61.3	59.3	54.9								
Top Speed [km/h]	67.0	66.5	64.9	62.7	60.6	57.4								
Avg. Dist. to Rail [m]	1.8	2.7	1.1	1.0	3.6	4.1								
Avg. Stride Freq. [Hz]	2.3	2.3	2.3	2.3	2.3	2.2								
Avg. Stride Length [m]	6.7	7.0	7.4	6.8	7.2	6.7								





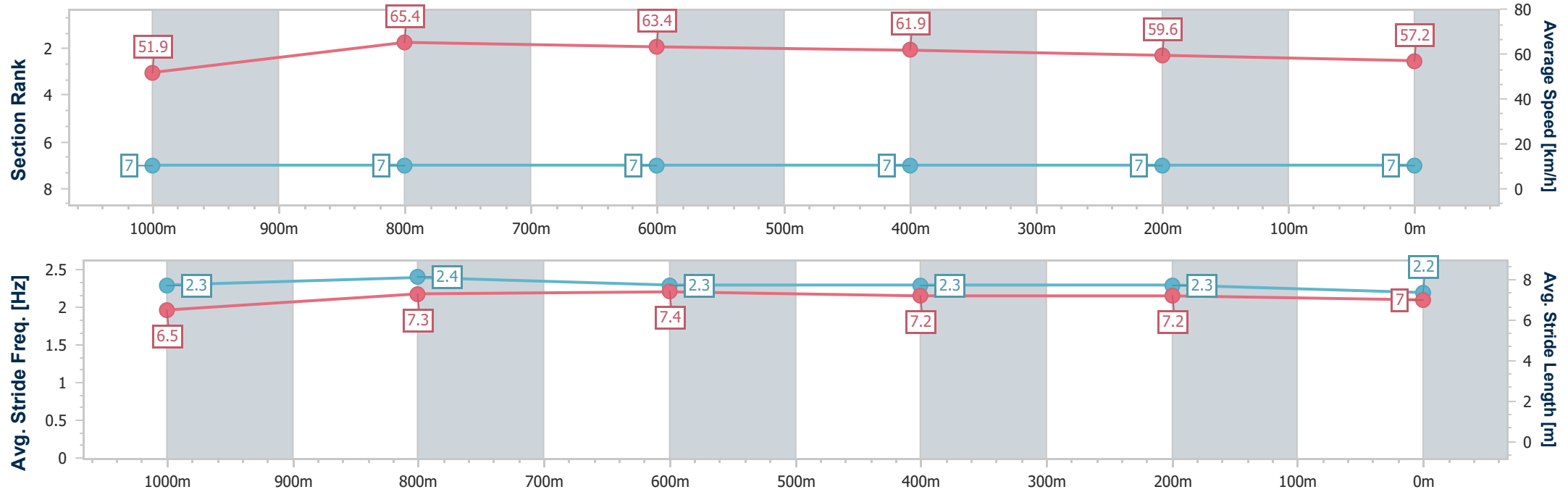
Horse/Jockey Name	Pretty Profit
Final Rank	7
Fastest Section Time (Section)	0:10.97 (1000m)
Top Speed [km/h] (Section)	66.0 (1000m)
Race State	Finished



Ladbrokes Cannon Park Professional
Race 2: EARLVILLE SHOPPING TOWN QTIS Three-Year-Old
Handicap - 1250m
23 August 2025 - 13:50
Track Rating: Good 4, Weather: Fine, Rail Position: True



Section	Overall	1000m	800m	600m	400m	200m								
Section Times	1:16.31 [7] (0:17.22)	0:59.09 [7] (0:10.97)	0:48.12 [7] (0:11.34)	0:36.78 [7] (0:11.94)	0:24.84 [7] (0:12.27)	0:12.57 [7] (0:12.57)								
Average Speed [km/h]	51.9	65.4	63.4	61.9	59.6	57.2								
Top Speed [km/h]	65.6	66.0	64.1	63.2	60.7	58.5								
Avg. Dist. to Rail [m]	2.0	1.5	2.9	3.8	6.2	6.8								
Avg. Stride Freq. [Hz]	2.3	2.4	2.3	2.3	2.3	2.2								
Avg. Stride Length [m]	6.5	7.3	7.4	7.2	7.2	7.0								





Ladbroke's Cannon Park Professional
Race 3: LADBROKES BENCHMARK 78 Handicap - 1250m
23 August 2025 - 14:24



Track Rating: Good 4, Weather: Fine, Rail Position: True

Section						Overall	1000m	800m	600m	400m	200m	Last 600m	
Field Times						1:12.73 (0:15.78)	0:56.95 (0:10.84)	0:46.11 (0:10.99)	0:35.12 (0:11.39)	0:23.73 (0:11.66)	0:12.07 (0:12.07)	0:35.12	
Rank	TAB	Horse/Jockey	Barrier	Top Speed [km/h]	Fastest Section							Margin	Distance Travelled [m]
1	3	TURBEAU	2	68.1	0:11.00	1:12.73 [1]	0:56.47 [5]	0:45.47 [6]	0:34.43 [6]	0:23.08 [5]	0:11.65 [3]	1:12.73	0:34.43
		Ryan Wiggins		Overall	1000m	(0:16.26)	(0:11.00)	(0:11.04)	(0:11.35)	(0:11.43)	(0:11.65)		
2	4	LOUD NOISE	7	69.1	0:10.83	1:12.73 [2]	0:56.74 [2]	0:45.91 [2]	0:34.92 [2]	0:23.56 [2]	0:12.07 [1]	0.03L	0:34.92 +2
		Krysten Swaffer		Overall	1000m	(0:15.99)	(0:10.83)	(0:10.99)	(0:11.36)	(0:11.49)	(0:12.07)		
3	2	EARLY FUSION	4	68.1	0:10.84	1:12.83 [3]	0:57.05 [1]	0:46.21 [1]	0:35.22 [1]	0:23.83 [1]	0:12.16 [2]	0.56L	0:35.22 +0
		McKenzie Apel		Overall	1000m	(0:15.78)	(0:10.84)	(0:10.99)	(0:11.39)	(0:11.67)	(0:12.16)		
4	7	ALMIGHTY JAB	5	68.8	0:10.91	1:13.40 [4]	0:57.05 [6]	0:46.14 [5]	0:35.12 [5]	0:23.70 [6]	0:12.14 [5]	3.93L	0:35.12 +5
		Nathan Thomas		Overall	1000m	(0:16.35)	(0:10.91)	(0:11.02)	(0:11.42)	(0:11.56)	(0:12.14)		
5	1	HE'S XCEPTIONAL	3	68.5	0:10.97	1:13.66 [5]	0:57.66 [3]	0:46.69 [3]	0:35.62 [3]	0:24.34 [3]	0:12.58 [4]	5.47L	0:35.62 +2
		Leah Martyn		1000m	1000m	(0:16.00)	(0:10.97)	(0:11.07)	(0:11.28)	(0:11.76)	(0:12.58)		
6	6	CROWNING MOMENT	6	67.8	0:10.86	1:13.81 [6]	0:57.66 [4]	0:46.80 [4]	0:35.74 [4]	0:24.35 [4]	0:12.54 [6]	6.34L	0:35.74 +2
		Sean Cormack		Overall	1000m	(0:16.15)	(0:10.86)	(0:11.06)	(0:11.39)	(0:11.81)	(0:12.54)		

Scratched: Highbar (#5)



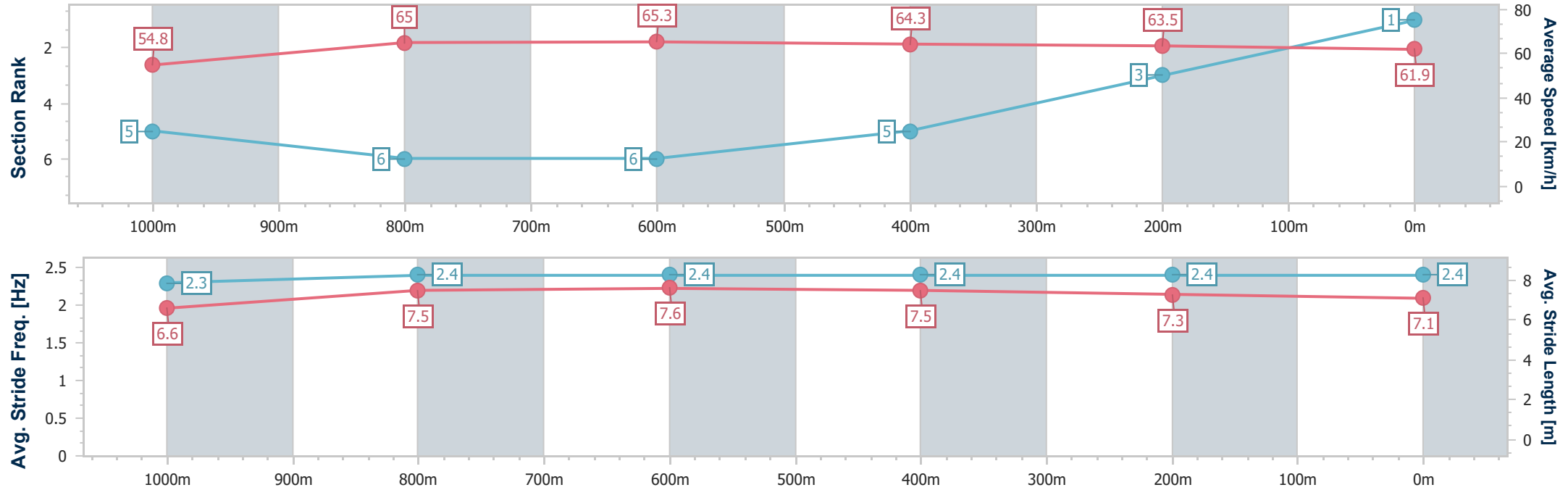
Horse/Jockey Name	Turbeau
Final Rank	1
Fastest Section Time (Section)	0:11.00 (1000m)
Top Speed [km/h] (Section)	68.1 (Overall)
Race State	Finished



Ladbroke's Cannon Park Professional
Race 3: LADBROKES BENCHMARK 78 Handicap - 1250m
23 August 2025 - 14:24
Track Rating: Good 4, Weather: Fine, Rail Position: True



Section	Overall	1000m	800m	600m	400m	200m							
Section Times	1:12.73 [1] (0:16.26)	0:56.47 [5] (0:11.00)	0:45.47 [6] (0:11.04)	0:34.43 [6] (0:11.35)	0:23.08 [5] (0:11.43)	0:11.65 [3] (0:11.65)							
Average Speed [km/h]	54.8	65.0	65.3	64.3	63.5	61.9							
Top Speed [km/h]	68.1	66.1	66.2	65.8	65.9	63.8							
Avg. Dist. to Rail [m]	3.5	1.6	1.5	2.1	4.2	3.9							
Avg. Stride Freq. [Hz]	2.3	2.4	2.4	2.4	2.4	2.4							
Avg. Stride Length [m]	6.6	7.5	7.6	7.5	7.3	7.1							





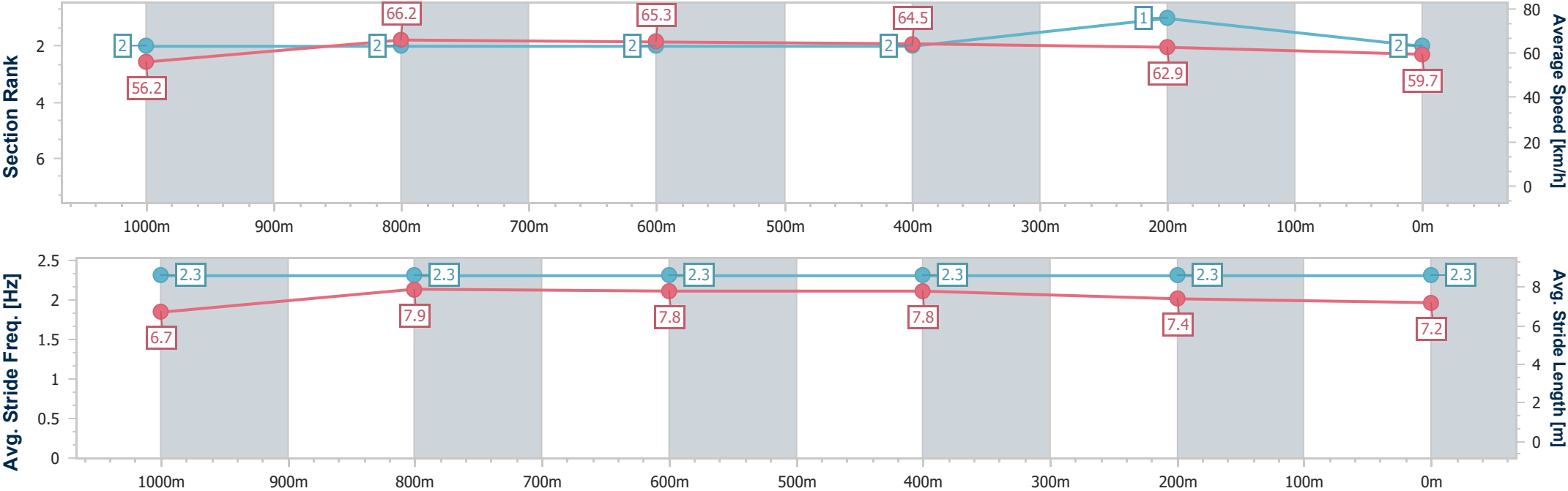
Horse/Jockey Name	Loud Noise
Final Rank	2
Fastest Section Time (Section)	0:10.83 (1000m)
Top Speed [km/h] (Section)	69.1 (Overall)
Race State	Finished



Ladbroke's Cannon Park Professional
Race 3: LADBROKES BENCHMARK 78 Handicap - 1250m
23 August 2025 - 14:24
Track Rating: Good 4, Weather: Fine, Rail Position: True



Section	Overall	1000m	800m	600m	400m	200m							
Section Times	1:12.73 [2] (0:15.99)	0:56.74 [2] (0:10.83)	0:45.91 [2] (0:10.99)	0:34.92 [2] (0:11.36)	0:23.56 [2] (0:11.49)	0:12.07 [1] (0:12.07)							
Average Speed [km/h]	56.2	66.2	65.3	64.5	62.9	59.7							
Top Speed [km/h]	69.1	67.4	66.4	66.2	64.3	62.0							
Avg. Dist. to Rail [m]	1.9	1.1	1.8	2.3	3.8	3.8							
Avg. Stride Freq. [Hz]	2.3	2.3	2.3	2.3	2.3	2.3							
Avg. Stride Length [m]	6.7	7.9	7.8	7.8	7.4	7.2							



[] Ranking at each section and finish
- - - - No data available at this section
NA No data available



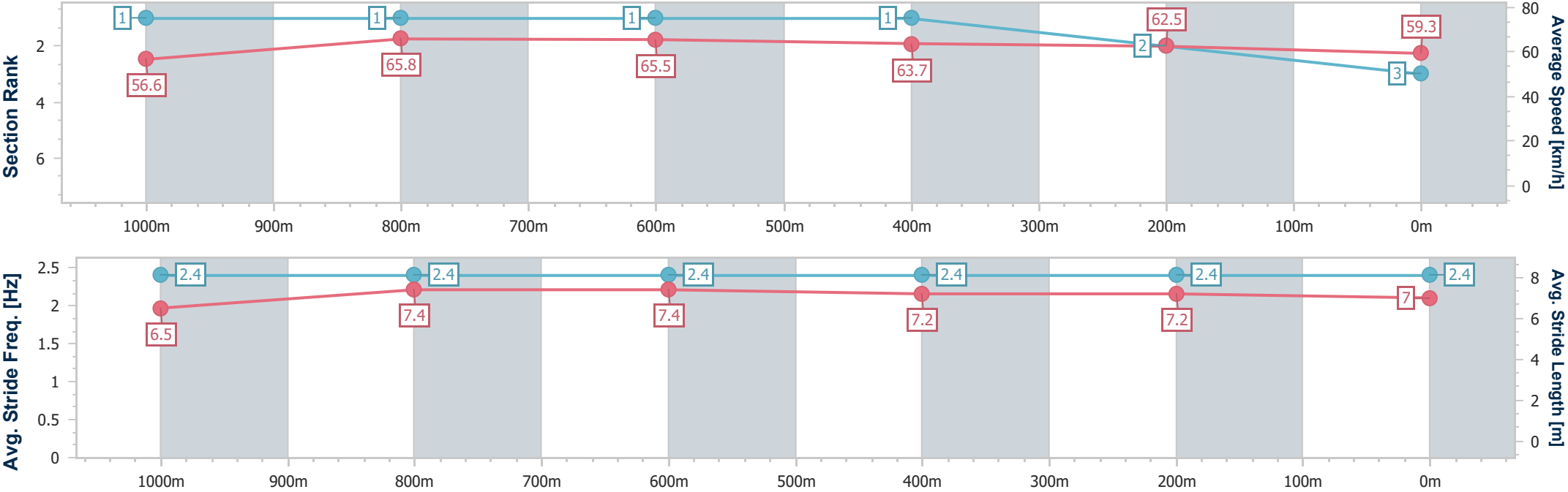
Horse/Jockey Name	Early Fusion
Final Rank	3
Fastest Section Time (Section)	0:10.84 (1000m)
Top Speed [km/h] (Section)	68.1 (Overall)
Race State	Finished



Ladbroke's Cannon Park Professional
Race 3: LADBROKES BENCHMARK 78 Handicap - 1250m
23 August 2025 - 14:24
Track Rating: Good 4, Weather: Fine, Rail Position: True



Section	Overall	1000m	800m	600m	400m	200m							
Section Times	1:12.83 [3] (0:15.78)	0:57.05 [1] (0:10.84)	0:46.21 [1] (0:10.99)	0:35.22 [1] (0:11.39)	0:23.83 [1] (0:11.67)	0:12.16 [2] (0:12.16)							
Average Speed [km/h]	56.6	65.8	65.5	63.7	62.5	59.3							
Top Speed [km/h]	68.1	66.7	65.9	65.8	63.4	61.7							
Avg. Dist. to Rail [m]	1.9	1.5	0.9	1.7	3.9	3.5							
Avg. Stride Freq. [Hz]	2.4	2.4	2.4	2.4	2.4	2.4							
Avg. Stride Length [m]	6.5	7.4	7.4	7.2	7.2	7.0							





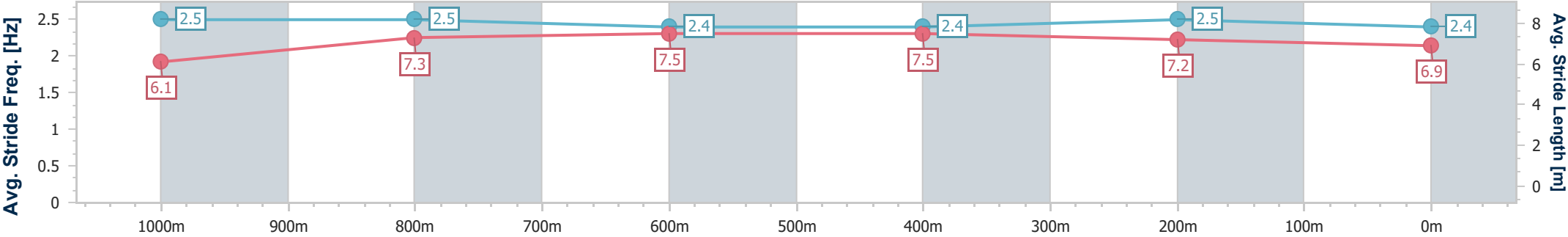
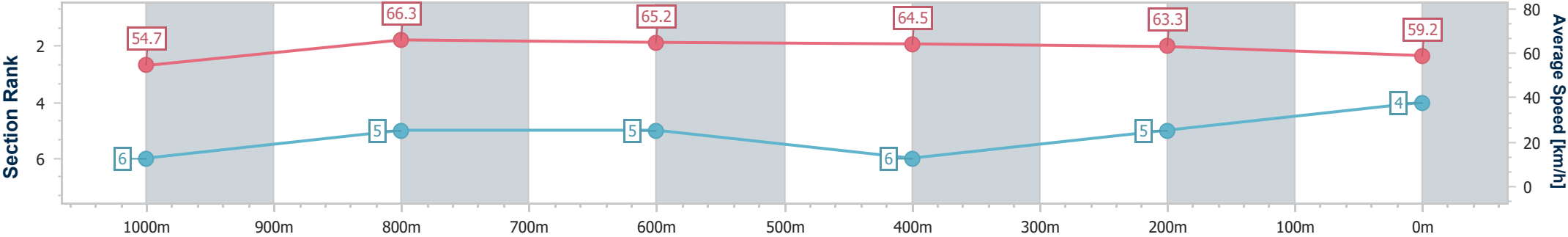
Horse/Jockey Name	Almighty Jab
Final Rank	4
Fastest Section Time (Section)	0:10.91 (1000m)
Top Speed [km/h] (Section)	68.8 (Overall)
Race State	Finished



Ladbroke's Cannon Park Professional
Race 3: LADBROKES BENCHMARK 78 Handicap - 1250m
23 August 2025 - 14:24
Track Rating: Good 4, Weather: Fine, Rail Position: True



Section	Overall	1000m	800m	600m	400m	200m							
Section Times	1:13.40 [4] (0:16.35)	0:57.05 [6] (0:10.91)	0:46.14 [5] (0:11.02)	0:35.12 [5] (0:11.42)	0:23.70 [6] (0:11.56)	0:12.14 [5] (0:12.14)							
Average Speed [km/h]	54.7	66.3	65.2	64.5	63.3	59.2							
Top Speed [km/h]	68.8	67.8	65.9	66.1	64.3	63.0							
Avg. Dist. to Rail [m]	2.5	1.3	2.1	3.3	6.5	5.9							
Avg. Stride Freq. [Hz]	2.5	2.5	2.4	2.4	2.5	2.4							
Avg. Stride Length [m]	6.1	7.3	7.5	7.5	7.2	6.9							





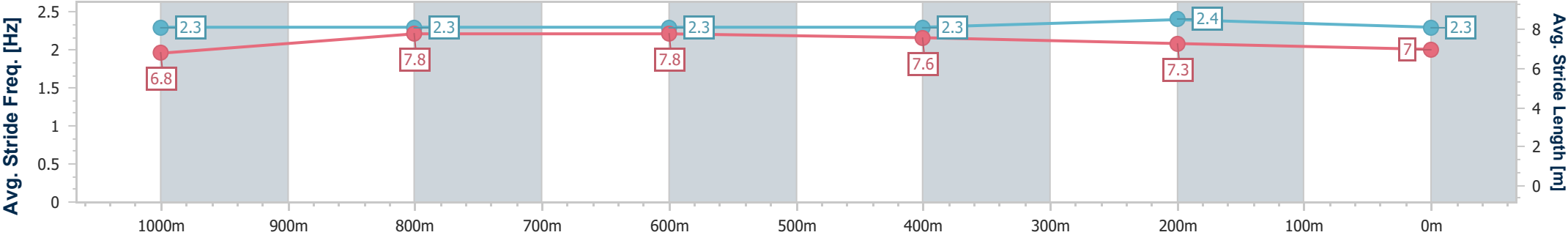
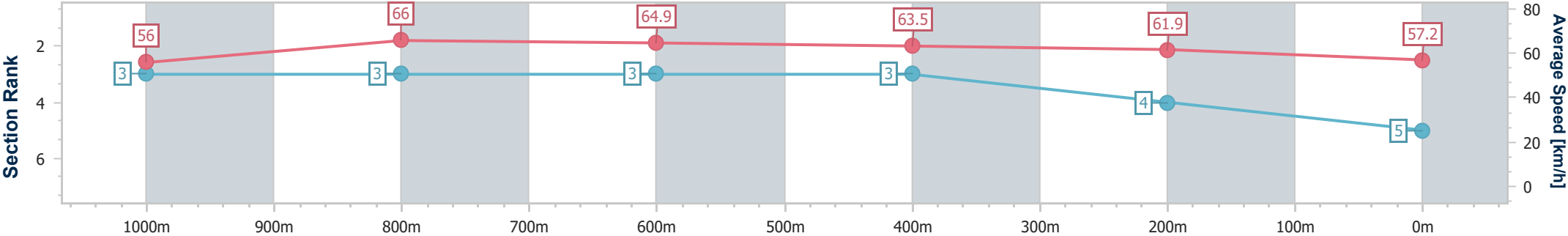
Horse/Jockey Name	He's Xceptional
Final Rank	5
Fastest Section Time (Section)	0:10.97 (1000m)
Top Speed [km/h] (Section)	68.5 (1000m)
Race State	Finished



Ladbrokes Cannon Park Professional
Race 3: LADBROKES BENCHMARK 78 Handicap - 1250m
23 August 2025 - 14:24
Track Rating: Good 4, Weather: Fine, Rail Position: True



Section	Overall	1000m	800m	600m	400m	200m							
Section Times	1:13.66 [5] (0:16.00)	0:57.66 [3] (0:10.97)	0:46.69 [3] (0:11.07)	0:35.62 [3] (0:11.28)	0:24.34 [3] (0:11.76)	0:12.58 [4] (0:12.58)							
Average Speed [km/h]	56.0	66.0	64.9	63.5	61.9	57.2							
Top Speed [km/h]	67.9	68.5	66.7	65.7	64.8	62.4							
Avg. Dist. to Rail [m]	0.9	1.0	0.5	1.6	2.9	0.8							
Avg. Stride Freq. [Hz]	2.3	2.3	2.3	2.3	2.4	2.3							
Avg. Stride Length [m]	6.8	7.8	7.8	7.6	7.3	7.0							





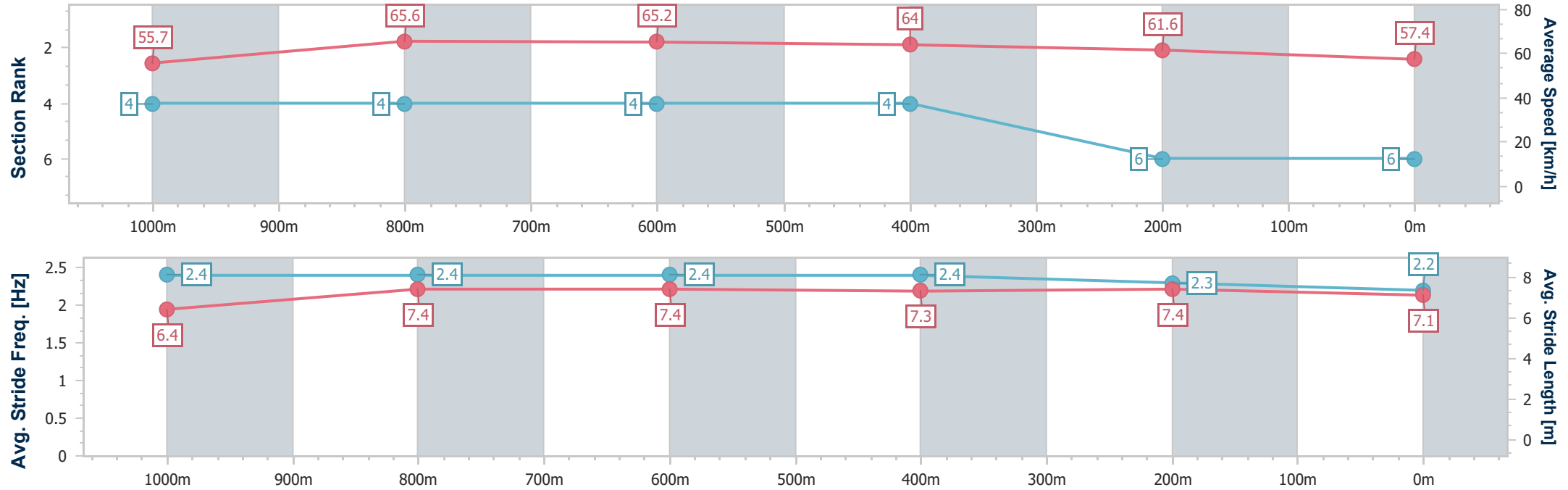
Horse/Jockey Name	Crowning Moment
Final Rank	6
Fastest Section Time (Section)	0:10.86 (1000m)
Top Speed [km/h] (Section)	67.8 (Overall)
Race State	Finished



Ladbroke's Cannon Park Professional
Race 3: LADBROKES BENCHMARK 78 Handicap - 1250m
23 August 2025 - 14:24
Track Rating: Good 4, Weather: Fine, Rail Position: True



Section	Overall	1000m	800m	600m	400m	200m							
Section Times	1:13.81 [6] (0:16.15)	0:57.66 [4] (0:10.86)	0:46.80 [4] (0:11.06)	0:35.74 [4] (0:11.39)	0:24.35 [4] (0:11.81)	0:12.54 [6] (0:12.54)							
Average Speed [km/h]	55.7	65.6	65.2	64.0	61.6	57.4							
Top Speed [km/h]	67.8	66.7	65.5	65.5	63.6	61.0							
Avg. Dist. to Rail [m]	1.1	1.4	1.3	2.0	4.7	5.0							
Avg. Stride Freq. [Hz]	2.4	2.4	2.4	2.4	2.3	2.2							
Avg. Stride Length [m]	6.4	7.4	7.4	7.3	7.4	7.1							





Ladbroke's Cannon Park Professional
Race 4: GREAT NORTHERN BREWING CO. BENCHMARK 70 Handicap -
1400m

23 August 2025 - 15:05



Track Rating: Good 4, Weather: Fine, Rail Position: True

Section		Overall				1200m	1000m	800m	600m	400m	Last 600m	
Field Times		1:23.54				1:09.43	0:58.46	0:46.91	0:35.20	0:23.50	0:35.20	
		(0:14.11)				(0:10.97)	(0:11.55)	(0:11.71)	(0:11.70)	(0:11.70)		
Rank	TAB	Horse/Jockey	Barrier	Top Speed [km/h]	Fastest Section							Distance Travelled [m]
1	3	LEAN EAGLE	8	67.3	0:10.79	1:23.54 [1]	1:08.25 [7]	0:57.46 [7]	0:46.24 [7]	0:34.77 [6]	0:23.14 [5]	0:34.77
		Ryan Wiggins		1200m	1200m	(0:15.29)	(0:10.79)	(0:11.22)	(0:11.47)	(0:11.63)	(0:11.51)	
2	1	GOING NUCLEAR	4	67.5	0:10.87	1:23.76 [2]	1:09.06 [4]	0:58.19 [4]	0:46.90 [4]	0:35.17 [4]	0:23.51 [4]	0:35.17 +2
		Leah Martyn		1200m	1200m	(0:14.70)	(0:10.87)	(0:11.29)	(0:11.73)	(0:11.66)	(0:11.49)	
3	2	LUCKY EXCHANGE	2	67.0	0:10.81	1:23.85 [3]	1:08.80 [6]	0:57.99 [6]	0:46.83 [5]	0:35.35 [3]	0:23.68 [2]	0:35.35 -4
		Les Tilley		1200m	1200m	(0:15.05)	(0:10.81)	(0:11.16)	(0:11.48)	(0:11.67)	(0:11.74)	
4	8	BRAVE AGENDA	3	67.4	0:10.97	1:24.06 [4]	1:09.95 [1]	0:58.98 [1]	0:47.43 [1]	0:35.72 [1]	0:24.02 [1]	0:35.72 +0
		Adam Sewell		Overall	1200m	(0:14.11)	(0:10.97)	(0:11.55)	(0:11.71)	(0:11.70)	(0:11.77)	
5	5	TURN BIRD	6	67.7	0:10.82	1:24.12 [5]	1:09.79 [2]	0:58.97 [2]	0:47.46 [2]	0:35.71 [2]	0:23.92 [3]	0:35.71 +3
		Sean Cormack		1200m	1200m	(0:14.33)	(0:10.82)	(0:11.51)	(0:11.75)	(0:11.79)	(0:11.64)	
6	7	BOOGIE WONDERLAND	1	67.4	0:10.81	1:24.61 [6]	1:10.04 [3]	0:59.23 [3]	0:47.77 [3]	0:35.96 [5]	0:24.18 [6]	0:35.96 +0
		Chris Meehan		1200m	1200m	(0:14.57)	(0:10.81)	(0:11.46)	(0:11.81)	(0:11.78)	(0:11.91)	
7	4	MOKTAFFY	5	67.9	0:10.76	1:24.64 [7]	1:09.61 [5]	0:58.85 [5]	0:47.58 [6]	0:35.81 [7]	0:24.07 [7]	0:35.81 +7
		Justin Huxtable		1200m	1200m	(0:15.03)	(0:10.76)	(0:11.27)	(0:11.77)	(0:11.74)	(0:11.81)	

Scratched: Almighty Jab (#6), Better Be Slick (#9)



Ladbrokes Cannon Park Professional
Race 4: GREAT NORTHERN BREWING CO. BENCHMARK 70 Handicap - 1400m
23 August 2025 - 15:05



Track Rating: Good 4, Weather: Fine, Rail Position: True

Section		200m					Last 600m		
Field Times		0:11.80 (0:11.80)					0:35.20		
Rank	TAB	Horse/Jockey	Barrier	Top Speed [km/h]	Fastest Section	Margin		Distance Travelled [m]	
1	3	LEAN EAGLE	8	67.3	0:10.79	0:11.63 [4]	1:23.54	0:34.77	
		Ryan Wiggins		1200m	1200m	(0:11.63)			
2	1	GOING NUCLEAR	4	67.5	0:10.87	0:12.02 [1]	1.32L	0:35.17	+2
		Leah Martyn		1200m	1200m	(0:12.02)			
3	2	LUCKY EXCHANGE	2	67.0	0:10.81	0:11.94 [4]	1.86L	0:35.35	-4
		Les Tilley		1200m	1200m	(0:11.94)			
4	8	BRAVE AGENDA	3	67.4	0:10.97	0:12.25 [2]	3.06L	0:35.72	+0
		Adam Sewell		Overall	1200m	(0:12.25)			
5	5	TURN BIRD	6	67.7	0:10.82	0:12.28 [3]	3.4L	0:35.71	+3
		Sean Cormack		1200m	1200m	(0:12.28)			
6	7	BOOGIE WONDERLAND	1	67.4	0:10.81	0:12.27 [6]	6.29L	0:35.96	+0
		Chris Meehan		1200m	1200m	(0:12.27)			
7	4	MOKTAFFY	5	67.9	0:10.76	0:12.26 [7]	6.49L	0:35.81	+7
		Justin Huxtable		1200m	1200m	(0:12.26)			

Scratched: Almighty Jab (#6), Better Be Slick (#9)



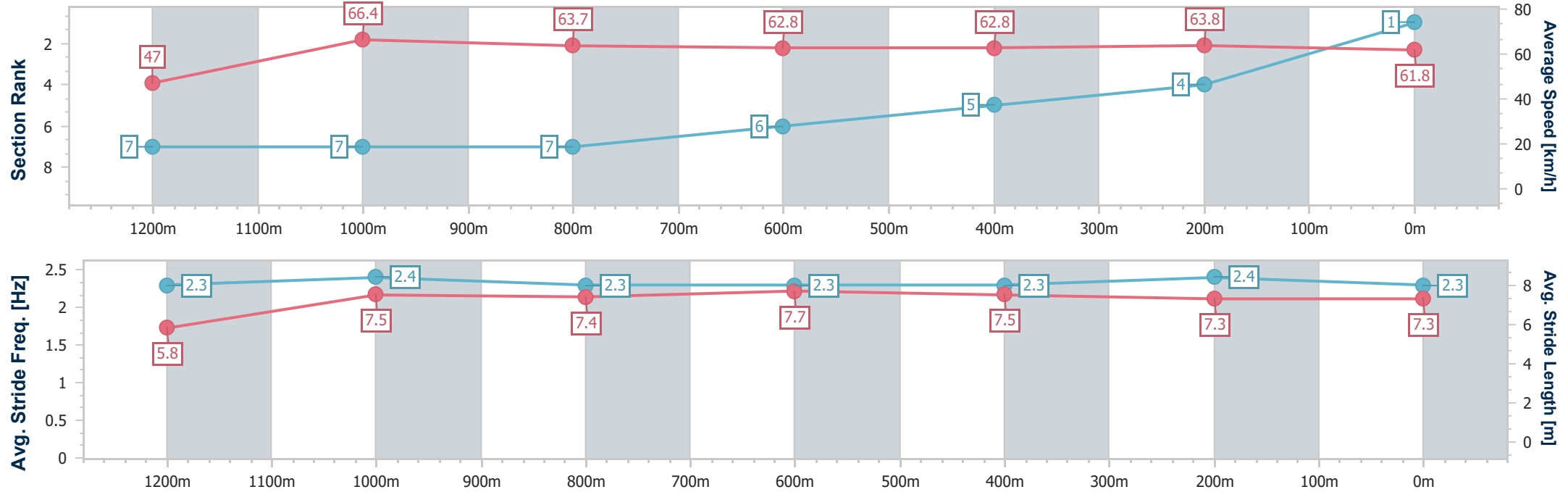
Horse/Jockey Name	Lean Eagle
Final Rank	1
Fastest Section Time (Section)	0:10.79 (1200m)
Top Speed [km/h] (Section)	67.3 (1200m)
Race State	Finished



Ladbrokes Cannon ParkProfessional
Race 4: GREAT NORTHERN BREWING CO. BENCHMARK 70
Handicap - 1400m
23 August 2025 - 15:05
Track Rating: Good 4, Weather: Fine, Rail Position: True



Section	Overall	1200m	1000m	800m	600m	400m	200m						
Section Times	1:23.54 [1] (0:15.29)	1:08.25 [7] (0:10.79)	0:57.46 [7] (0:11.22)	0:46.24 [7] (0:11.47)	0:34.77 [6] (0:11.63)	0:23.14 [5] (0:11.51)	0:11.63 [4] (0:11.63)						
Average Speed [km/h]	47.0	66.4	63.7	62.8	62.8	63.8	61.8						
Top Speed [km/h]	65.5	67.3	66.2	63.8	64.7	64.8	64.1						
Avg. Dist. to Rail [m]	4.2	1.8	1.4	2.6	2.8	7.6	9.4						
Avg. Stride Freq. [Hz]	2.3	2.4	2.3	2.3	2.3	2.4	2.3						
Avg. Stride Length [m]	5.8	7.5	7.4	7.7	7.5	7.3	7.3						





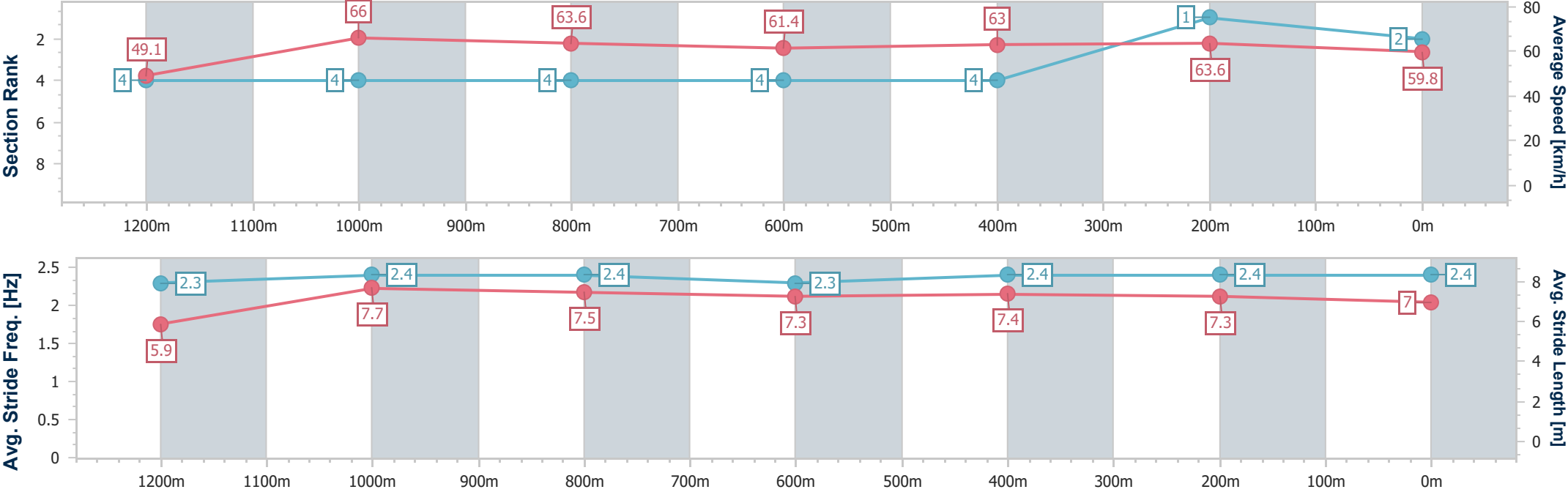
Horse/Jockey Name	Going Nuclear
Final Rank	2
Fastest Section Time (Section)	0:10.87 (1200m)
Top Speed [km/h] (Section)	67.5 (1200m)
Race State	Finished



Ladbroke's Cannon Park Professional
Race 4: GREAT NORTHERN BREWING CO. BENCHMARK 70
Handicap - 1400m
23 August 2025 - 15:05
Track Rating: Good 4, Weather: Fine, Rail Position: True



Section	Overall	1200m	1000m	800m	600m	400m	200m						
Section Times	1:23.76 [2] (0:14.70)	1:09.06 [4] (0:10.87)	0:58.19 [4] (0:11.29)	0:46.90 [4] (0:11.73)	0:35.17 [4] (0:11.66)	0:23.51 [4] (0:11.49)	0:12.02 [1] (0:12.02)						
Average Speed [km/h]	49.1	66.0	63.6	61.4	63.0	63.6	59.8						
Top Speed [km/h]	67.0	67.5	65.7	63.4	63.7	64.4	63.3						
Avg. Dist. to Rail [m]	2.7	0.8	1.0	2.8	2.8	6.3	7.4						
Avg. Stride Freq. [Hz]	2.3	2.4	2.4	2.3	2.4	2.4	2.4						
Avg. Stride Length [m]	5.9	7.7	7.5	7.3	7.4	7.3	7.0						



[] Ranking at each section and finish
-.-.- No data available at this section
NA No data available



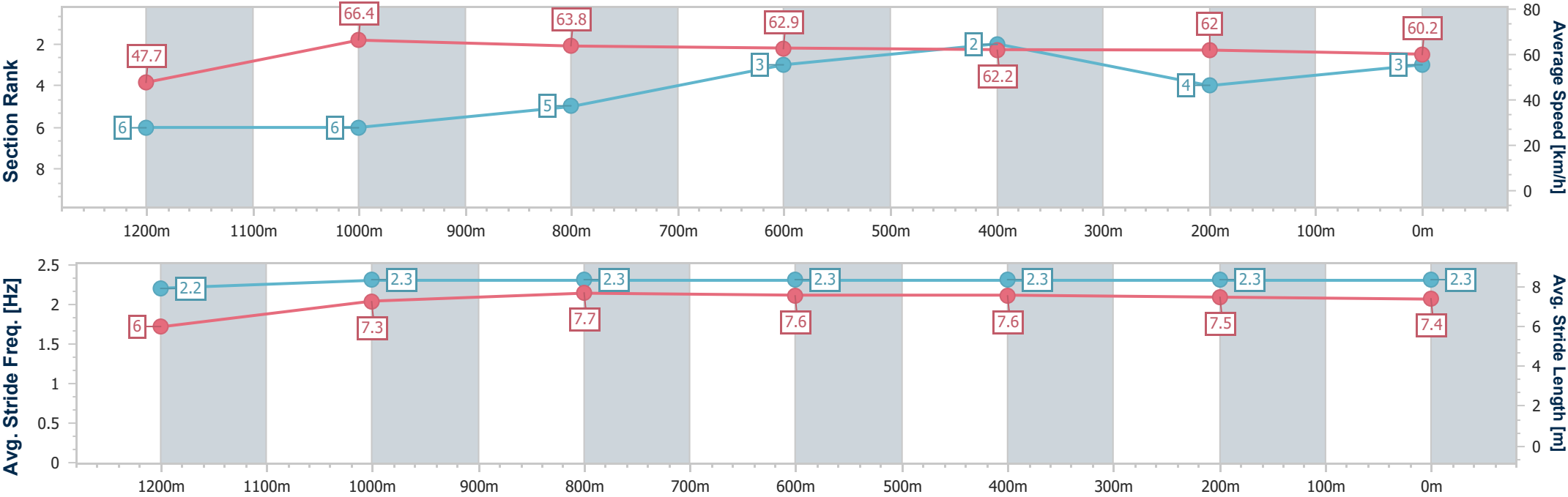
Horse/Jockey Name	Lucky Exchange
Final Rank	3
Fastest Section Time (Section)	0:10.81 (1200m)
Top Speed [km/h] (Section)	67.0 (1200m)
Race State	Finished



Ladbrokes Cannon Park Professional
Race 4: GREAT NORTHERN BREWING CO. BENCHMARK 70
Handicap - 1400m
23 August 2025 - 15:05
Track Rating: Good 4, Weather: Fine, Rail Position: True



Section	Overall	1200m	1000m	800m	600m	400m	200m						
Section Times	1:23.85 [3] (0:15.05)	1:08.80 [6] (0:10.81)	0:57.99 [6] (0:11.16)	0:46.83 [5] (0:11.48)	0:35.35 [3] (0:11.67)	0:23.68 [2] (0:11.74)	0:11.94 [4] (0:11.94)						
Average Speed [km/h]	47.7	66.4	63.8	62.9	62.2	62.0	60.2						
Top Speed [km/h]	65.8	67.0	65.5	63.4	64.1	62.6	62.1						
Avg. Dist. to Rail [m]	3.6	1.9	1.3	0.6	1.4	5.5	7.1						
Avg. Stride Freq. [Hz]	2.2	2.3	2.3	2.3	2.3	2.3	2.3						
Avg. Stride Length [m]	6.0	7.3	7.7	7.6	7.6	7.5	7.4						





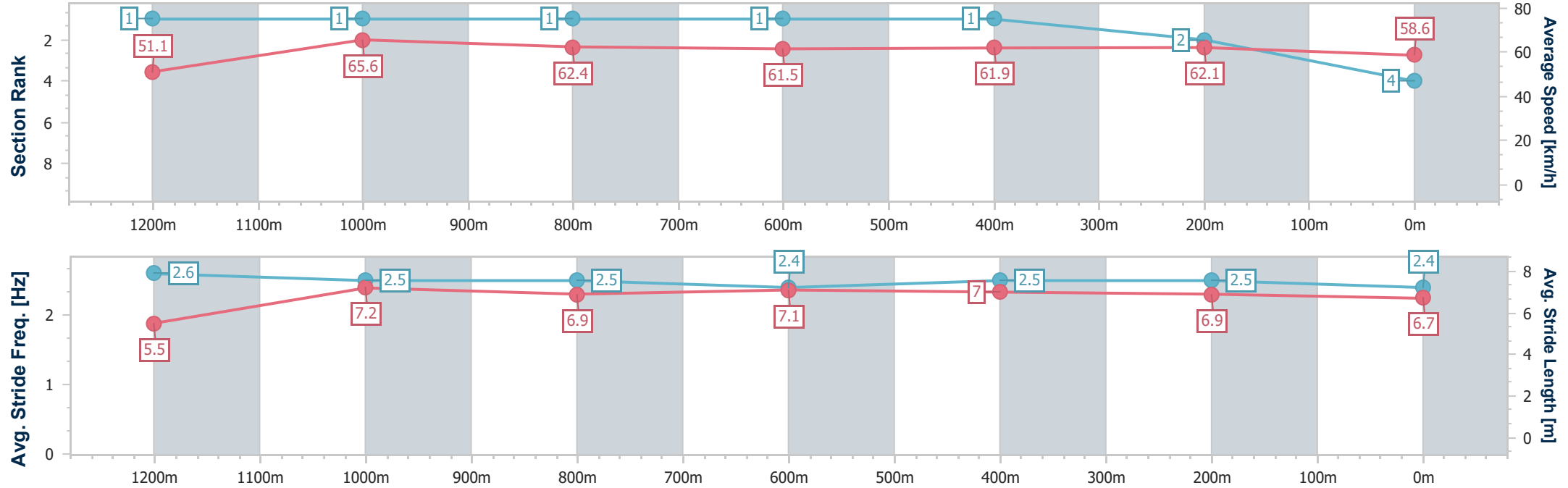
Horse/Jockey Name	Brave Agenda
Final Rank	4
Fastest Section Time (Section)	0:10.97 (1200m)
Top Speed [km/h] (Section)	67.4 (Overall)
Race State	Finished



Ladbroke's Cannon Park Professional
Race 4: GREAT NORTHERN BREWING CO. BENCHMARK 70
Handicap - 1400m
23 August 2025 - 15:05
Track Rating: Good 4, Weather: Fine, Rail Position: True



Section	Overall	1200m	1000m	800m	600m	400m	200m						
Section Times	1:24.06 [4] (0:14.11)	1:09.95 [1] (0:10.97)	0:58.98 [1] (0:11.55)	0:47.43 [1] (0:11.71)	0:35.72 [1] (0:11.70)	0:24.02 [1] (0:11.77)	0:12.25 [2] (0:12.25)						
Average Speed [km/h]	51.1	65.6	62.4	61.5	61.9	62.1	58.6						
Top Speed [km/h]	67.4	67.2	63.8	63.1	64.8	63.5	60.8						
Avg. Dist. to Rail [m]	1.8	0.4	0.9	2.0	1.5	5.2	5.9						
Avg. Stride Freq. [Hz]	2.6	2.5	2.5	2.4	2.5	2.5	2.4						
Avg. Stride Length [m]	5.5	7.2	6.9	7.1	7.0	6.9	6.7						





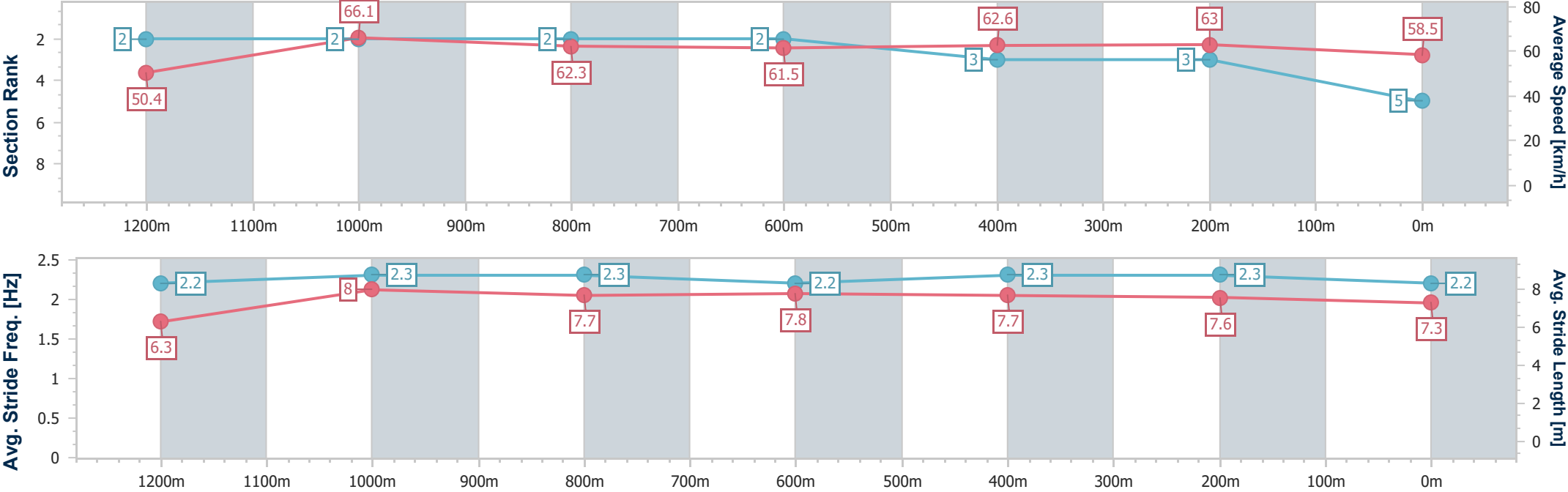
Horse/Jockey Name	Turn Bird
Final Rank	5
Fastest Section Time (Section)	0:10.82 (1200m)
Top Speed [km/h] (Section)	67.7 (1200m)
Race State	Finished



Ladbrokes Cannon Park Professional
Race 4: GREAT NORTHERN BREWING CO. BENCHMARK 70
Handicap - 1400m
23 August 2025 - 15:05
Track Rating: Good 4, Weather: Fine, Rail Position: True



Section	Overall	1200m	1000m	800m	600m	400m	200m						
Section Times	1:24.12 [5] (0:14.33)	1:09.79 [2] (0:10.82)	0:58.97 [2] (0:11.51)	0:47.46 [2] (0:11.75)	0:35.71 [2] (0:11.79)	0:23.92 [3] (0:11.64)	0:12.28 [3] (0:12.28)						
Average Speed [km/h]	50.4	66.1	62.3	61.5	62.6	63.0	58.5						
Top Speed [km/h]	67.7	67.7	64.9	62.8	63.5	64.2	61.7						
Avg. Dist. to Rail [m]	3.6	2.1	1.7	3.5	3.9	6.5	7.8						
Avg. Stride Freq. [Hz]	2.2	2.3	2.3	2.2	2.3	2.3	2.2						
Avg. Stride Length [m]	6.3	8.0	7.7	7.8	7.7	7.6	7.3						





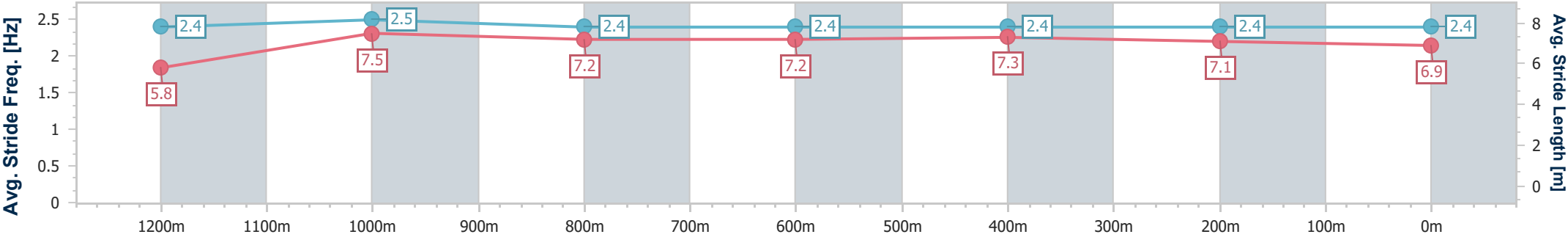
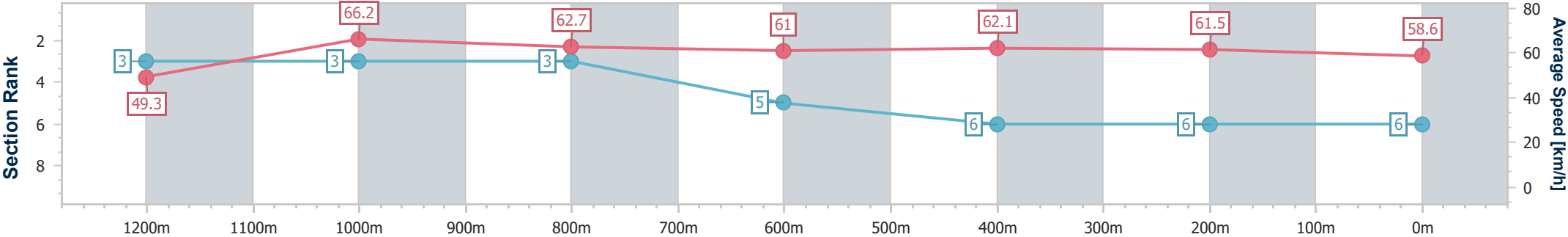
Horse/Jockey Name	Boogie Wonderland
Final Rank	6
Fastest Section Time (Section)	0:10.81 (1200m)
Top Speed [km/h] (Section)	67.4 (1200m)
Race State	Finished



Ladbrokes Cannon Park Professional
Race 4: GREAT NORTHERN BREWING CO. BENCHMARK 70
Handicap - 1400m
23 August 2025 - 15:05
Track Rating: Good 4, Weather: Fine, Rail Position: True



Section	Overall	1200m	1000m	800m	600m	400m	200m						
Section Times	1:24.61 [6] (0:14.57)	1:10.04 [3] (0:10.81)	0:59.23 [3] (0:11.46)	0:47.77 [3] (0:11.81)	0:35.96 [5] (0:11.78)	0:24.18 [6] (0:11.91)	0:12.27 [6] (0:12.27)						
Average Speed [km/h]	49.3	66.2	62.7	61.0	62.1	61.5	58.6						
Top Speed [km/h]	66.2	67.4	64.9	62.2	63.1	63.0	60.8						
Avg. Dist. to Rail [m]	3.7	1.8	1.1	2.2	2.1	7.8	7.6						
Avg. Stride Freq. [Hz]	2.4	2.5	2.4	2.4	2.4	2.4	2.4						
Avg. Stride Length [m]	5.8	7.5	7.2	7.2	7.3	7.1	6.9						





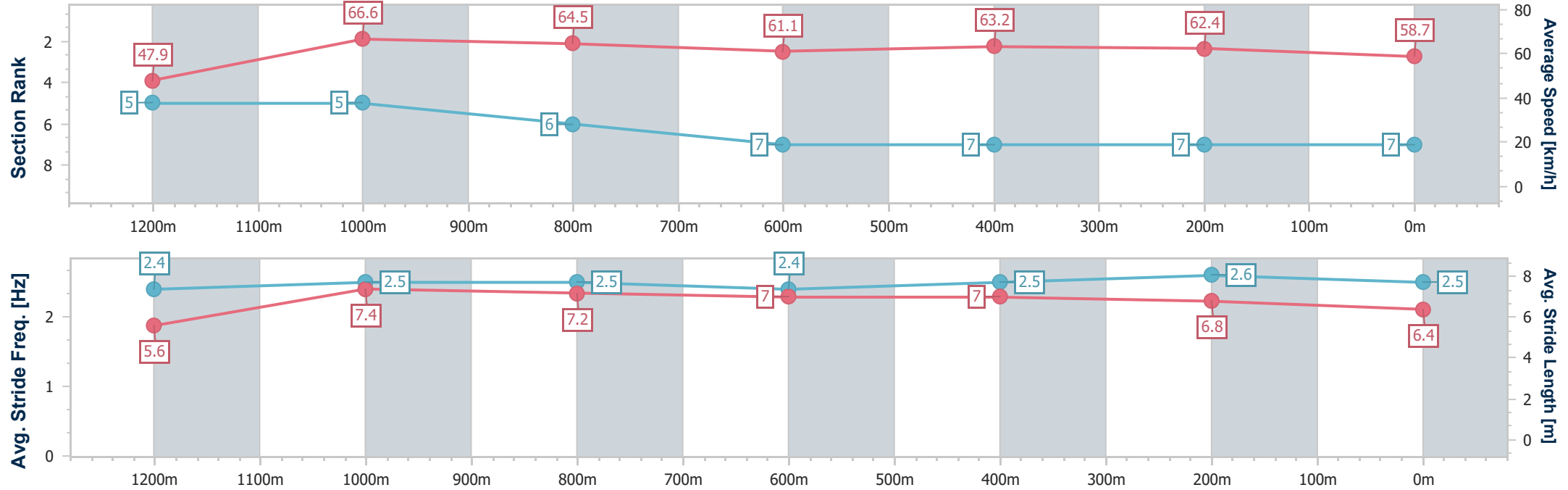
Horse/Jockey Name	Moktaffy
Final Rank	7
Fastest Section Time (Section)	0:10.76 (1200m)
Top Speed [km/h] (Section)	67.9 (1200m)
Race State	Finished



Ladbrokes Cannon ParkProfessional
Race 4: GREAT NORTHERN BREWING CO. BENCHMARK 70
Handicap - 1400m
23 August 2025 - 15:05
Track Rating: Good 4, Weather: Fine, Rail Position: True



Section	Overall	1200m	1000m	800m	600m	400m	200m						
Section Times	1:24.64 [7] (0:15.03)	1:09.61 [5] (0:10.76)	0:58.85 [5] (0:11.27)	0:47.58 [6] (0:11.77)	0:35.81 [7] (0:11.74)	0:24.07 [7] (0:11.81)	0:12.26 [7] (0:12.26)						
Average Speed [km/h]	47.9	66.6	64.5	61.1	63.2	62.4	58.7						
Top Speed [km/h]	65.8	67.9	66.2	62.2	64.9	64.5	60.8						
Avg. Dist. to Rail [m]	3.3	0.8	1.8	4.6	5.0	9.7	10.7						
Avg. Stride Freq. [Hz]	2.4	2.5	2.5	2.4	2.5	2.6	2.5						
Avg. Stride Length [m]	5.6	7.4	7.2	7.0	7.0	6.8	6.4						





Ladbroke's Cannon Park Professional
Race 5: MAGIC MILLIONS DAINTREE GUINEAS QTIS 4YO Handicap -
1500m

23 August 2025 - 15:45



Track Rating: Good 4, Weather: Fine, Rail Position: True

Section						Overall	1400m	1200m	1000m	800m	600m	400m	Last 600m		
Field Times						1:27.77 (0:07.59)	1:20.18 (0:10.36)	1:09.82 (0:10.52)	0:59.30 (0:11.30)	0:48.00 (0:11.82)	0:36.18 (0:11.91)	0:24.27 (0:11.93)	0:36.18		
Rank	TAB	Horse/Jockey	Barrier	Top Speed [km/h]	Fastest Section									Distance Travelled [m]	
1	4	SWATOW	6	70.8	0:07.84	1:27.77 [1]	1:19.93 [3]	1:09.39 [4]	0:58.79 [4]	0:47.60 [4]	0:35.94 [4]	0:24.06 [4]	0:35.94		
		Sean Cormack		1400m	Overall	(0:07.84)	(0:10.54)	(0:10.60)	(0:11.19)	(0:11.66)	(0:11.88)	(0:11.77)			
2	1	OBLIGATED	1	71.4	0:07.97	1:27.86 [2]	1:19.89 [4]	1:09.51 [3]	0:58.89 [3]	0:47.71 [3]	0:36.13 [3]	0:24.29 [2]	0:36.13	-8	
		Ashley Butler		1400m	Overall	(0:07.97)	(0:10.38)	(0:10.62)	(0:11.18)	(0:11.58)	(0:11.84)	(0:11.89)			
3	3	DANCE FOR ME RANDY	4	70.3	0:08.09	1:28.00 [3]	1:19.91 [6]	1:09.46 [5]	0:58.78 [5]	0:47.61 [5]	0:36.09 [5]	0:24.31 [3]	0:36.09	-10	
		Lacey Morrison		1400m	Overall	(0:08.09)	(0:10.45)	(0:10.68)	(0:11.17)	(0:11.52)	(0:11.78)	(0:11.74)			
4	2	COLE'S BEST	9	70.7	0:08.22	1:28.62 [4]	1:20.40 [7]	1:09.76 [7]	0:59.24 [7]	0:48.06 [6]	0:36.49 [6]	0:24.64 [7]	0:36.49	-2	
		Ryan Wiggins		1200m	Overall	(0:08.22)	(0:10.64)	(0:10.52)	(0:11.18)	(0:11.57)	(0:11.85)	(0:12.07)			
5	9	KICKAGOAL KENNY	8	71.4	0:07.67	1:28.63 [5]	1:20.96 [2]	1:10.68 [1]	1:00.16 [1]	0:48.86 [1]	0:37.04 [1]	0:25.13 [1]	0:37.04	-10	
		Krysten Swaffer		1400m	Overall	(0:07.67)	(0:10.28)	(0:10.52)	(0:11.30)	(0:11.82)	(0:11.91)	(0:12.04)			
6	6	KHALS	7	69.6	0:08.49	1:28.85 [6]	1:20.36 [8]	1:09.57 [8]	0:58.91 [8]	0:47.84 [8]	0:36.37 [8]	0:24.63 [8]	0:36.37	-6	
		Jackson Murphy		1400m	Overall	(0:08.49)	(0:10.79)	(0:10.66)	(0:11.07)	(0:11.47)	(0:11.74)	(0:11.99)			
7	8	CULLIVEL	2	71.2	0:07.59	1:29.28 [7]	1:21.69 [1]	1:11.20 [2]	1:00.62 [2]	0:49.32 [2]	0:37.60 [2]	0:25.52 [5]	0:37.60	-7	
		Ty Wheeler		1400m	Overall	(0:07.59)	(0:10.49)	(0:10.58)	(0:11.30)	(0:11.72)	(0:12.08)	(0:12.36)			
8	5	ATTENTIVE	3	69.2	0:08.06	1:29.69 [8]	1:21.63 [5]	1:11.05 [6]	1:00.31 [6]	0:49.07 [7]	0:37.55 [7]	0:25.79 [6]	0:37.55	-12	
		Les Tilley		1200m	Overall	(0:08.06)	(0:10.58)	(0:10.74)	(0:11.24)	(0:11.52)	(0:11.76)	(0:12.05)			

Scratched: The Honey Badger (#7)



Ladbroke's Cannon Park Professional
Race 5: MAGIC MILLIONS DAINTREE GUINEAS QTIS 4YO Handicap -
1500m

23 August 2025 - 15:45



Track Rating: Good 4, Weather: Fine, Rail Position: True

Section Field Times				200m 0:12.34 (0:12.34)				Last 600m 0:36.18	
Rank	TAB	Horse/Jockey	Barrier	Top Speed [km/h]	Fastest Section	Margin		Distance Travelled [m]	
1	4	SWATOW	6	70.8	0:07.84	0:12.29 [3]	1:27.77	0:35.94	
		Sean Cormack		1400m	Overall	(0:12.29)			
2	1	OBLIGATED	1	71.4	0:07.97	0:12.40 [2]	0.52L	0:36.13	-8
		Ashley Butler		1400m	Overall	(0:12.40)			
3	3	DANCE FOR ME RANDY	4	70.3	0:08.09	0:12.57 [1]	1.35L	0:36.09	-10
		Lacey Morrison		1400m	Overall	(0:12.57)			
4	2	COLE'S BEST	9	70.7	0:08.22	0:12.57 [6]	5.01L	0:36.49	-2
		Ryan Wiggins		1200m	Overall	(0:12.57)			
5	9	KICKAGOAL KENNY	8	71.4	0:07.67	0:13.09 [4]	5.07L	0:37.04	-10
		Krysten Swaffer		1400m	Overall	(0:13.09)			
6	6	KHALS	7	69.6	0:08.49	0:12.64 [8]	6.33L	0:36.37	-6
		Jackson Murphy		1400m	Overall	(0:12.64)			
7	8	CULLIVEL	2	71.2	0:07.59	0:13.16 [7]	8.85L	0:37.60	-7
		Ty Wheeler		1400m	Overall	(0:13.16)			
8	5	ATTENTIVE	3	69.2	0:08.06	0:13.74 [5]	11.31L	0:37.55	-12
		Les Tilley		1200m	Overall	(0:13.74)			

Scratched: The Honey Badger (#7)



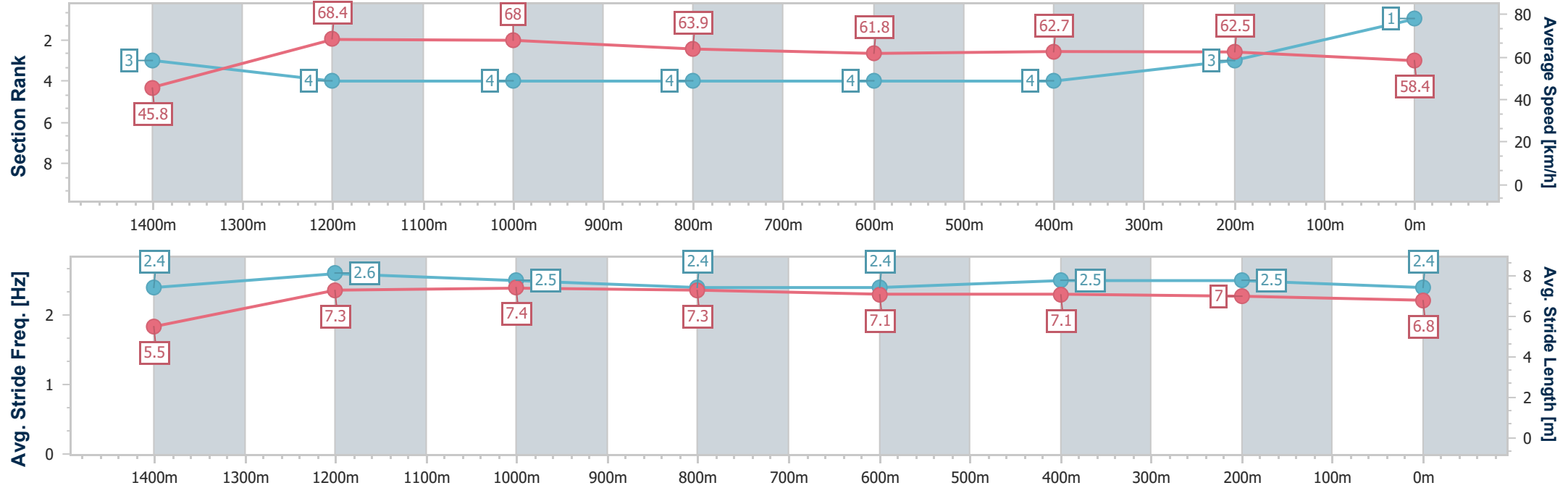
Horse/Jockey Name	Swatow
Final Rank	1
Fastest Section Time (Section)	0:07.84 (Overall)
Top Speed [km/h] (Section)	70.8 (1400m)
Race State	Finished



Ladbroke's Cannon Park Professional
Race 5: MAGIC MILLIONS DAINTREE GUINEAS QTIS 4YO
Handicap - 1500m
23 August 2025 - 15:45
Track Rating: Good 4, Weather: Fine, Rail Position: True



Section	Overall	1400m	1200m	1000m	800m	600m	400m	200m					
Section Times	1:27.77 [1] (0:07.84)	1:19.93 [3] (0:10.54)	1:09.39 [4] (0:10.60)	0:58.79 [4] (0:11.19)	0:47.60 [4] (0:11.66)	0:35.94 [4] (0:11.88)	0:24.06 [4] (0:11.77)	0:12.29 [3] (0:12.29)					
Average Speed [km/h]	45.8	68.4	68.0	63.9	61.8	62.7	62.5	58.4					
Top Speed [km/h]	64.1	70.8	70.7	66.0	63.0	64.1	64.6	61.3					
Avg. Dist. to Rail [m]	4.9	2.6	1.7	1.0	0.7	4.5	9.3	9.8					
Avg. Stride Freq. [Hz]	2.4	2.6	2.5	2.4	2.4	2.5	2.5	2.4					
Avg. Stride Length [m]	5.5	7.3	7.4	7.3	7.1	7.1	7.0	6.8					





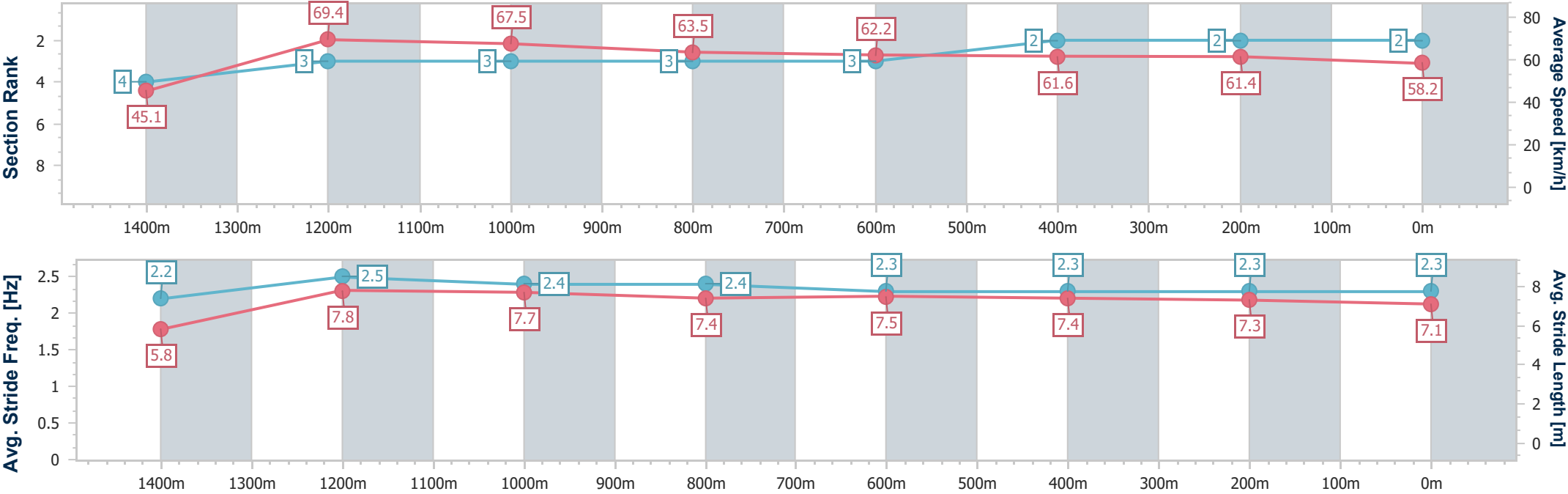
Horse/Jockey Name	Obligated
Final Rank	2
Fastest Section Time (Section)	0:07.97 (Overall)
Top Speed [km/h] (Section)	71.4 (1400m)
Race State	Finished



Ladbroke's Cannon Park Professional
Race 5: MAGIC MILLIONS DAINTREE GUINEAS QTIS 4YO
Handicap - 1500m
23 August 2025 - 15:45
Track Rating: Good 4, Weather: Fine, Rail Position: True



Section	Overall	1400m	1200m	1000m	800m	600m	400m	200m					
Section Times	1:27.86 [2] (0:07.97)	1:19.89 [4] (0:10.38)	1:09.51 [3] (0:10.62)	0:58.89 [3] (0:11.18)	0:47.71 [3] (0:11.58)	0:36.13 [3] (0:11.84)	0:24.29 [2] (0:11.89)	0:12.40 [2] (0:12.40)					
Average Speed [km/h]	45.1	69.4	67.5	63.5	62.2	61.6	61.4	58.2					
Top Speed [km/h]	66.7	71.4	71.1	65.0	64.0	62.6	62.2	60.3					
Avg. Dist. to Rail [m]	1.5	0.5	0.6	2.1	0.4	2.0	6.3	9.5					
Avg. Stride Freq. [Hz]	2.2	2.5	2.4	2.4	2.3	2.3	2.3	2.3					
Avg. Stride Length [m]	5.8	7.8	7.7	7.4	7.5	7.4	7.3	7.1					





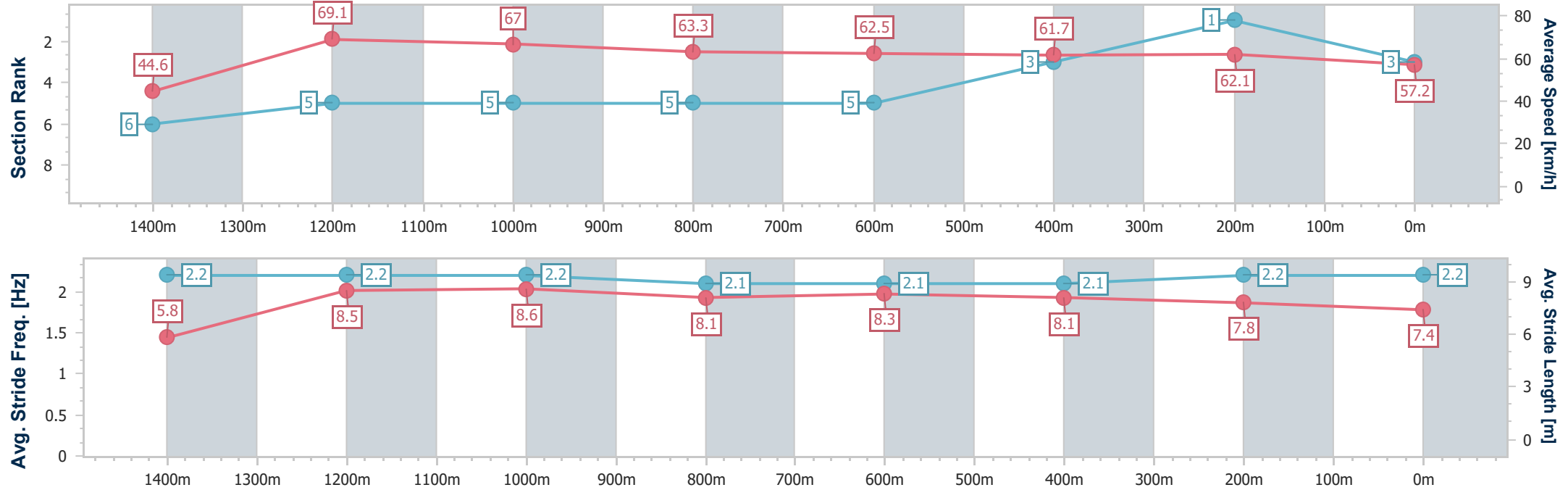
Horse/Jockey Name	Dance For Me Randy
Final Rank	3
Fastest Section Time (Section)	0:08.09 (Overall)
Top Speed [km/h] (Section)	70.3 (1400m)
Race State	Finished



Ladbroke's Cannon Park Professional
Race 5: MAGIC MILLIONS DAINTREE GUINEAS QTIS 4YO
Handicap - 1500m
23 August 2025 - 15:45
Track Rating: Good 4, Weather: Fine, Rail Position: True



Section	Overall	1400m	1200m	1000m	800m	600m	400m	200m					
Section Times	1:28.00 [3] (0:08.09)	1:19.91 [6] (0:10.45)	1:09.46 [5] (0:10.68)	0:58.78 [5] (0:11.17)	0:47.61 [5] (0:11.52)	0:36.09 [5] (0:11.78)	0:24.31 [3] (0:11.74)	0:12.57 [1] (0:12.57)					
Average Speed [km/h]	44.6	69.1	67.0	63.3	62.5	61.7	62.1	57.2					
Top Speed [km/h]	64.7	70.3	70.0	64.8	63.9	62.7	63.2	61.0					
Avg. Dist. to Rail [m]	2.7	0.5	0.9	2.4	0.6	1.7	4.3	6.5					
Avg. Stride Freq. [Hz]	2.2	2.2	2.2	2.1	2.1	2.1	2.2	2.2					
Avg. Stride Length [m]	5.8	8.5	8.6	8.1	8.3	8.1	7.8	7.4					





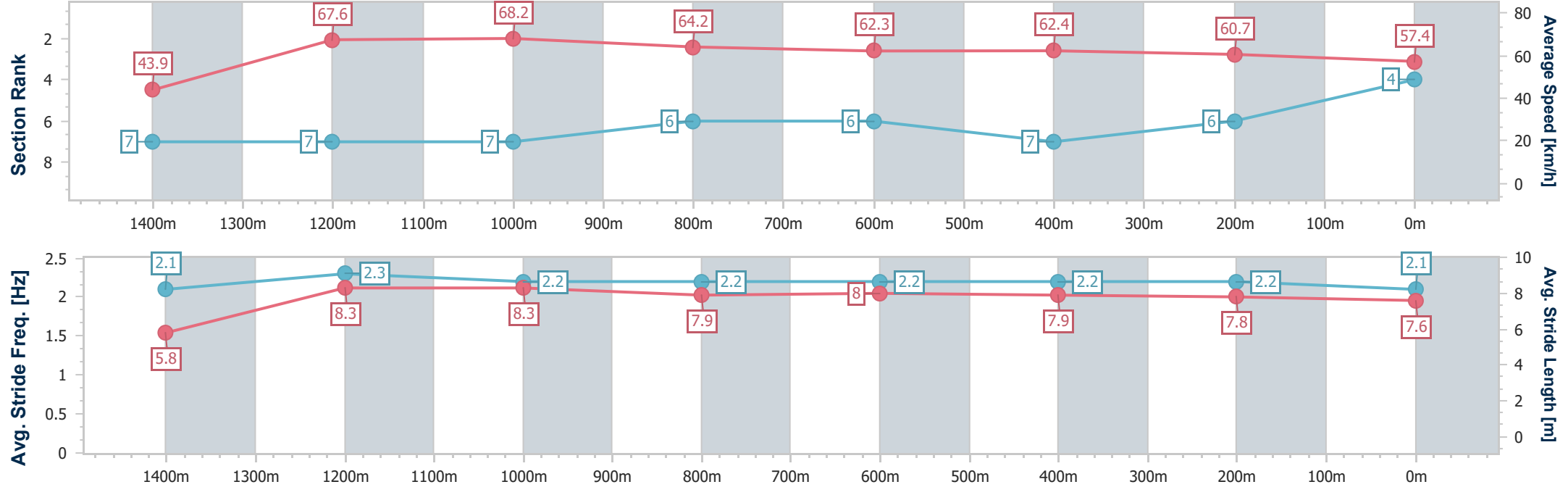
Horse/Jockey Name	Cole's Best
Final Rank	4
Fastest Section Time (Section)	0:08.22 (Overall)
Top Speed [km/h] (Section)	70.7 (1200m)
Race State	Finished



Ladbrokes Cannon Park Professional
Race 5: MAGIC MILLIONS DAINTREE GUINEAS QTIS 4YO
Handicap - 1500m
23 August 2025 - 15:45
Track Rating: Good 4, Weather: Fine, Rail Position: True



Section	Overall	1400m	1200m	1000m	800m	600m	400m	200m					
Section Times	1:28.62 [4] (0:08.22)	1:20.40 [7] (0:10.64)	1:09.76 [7] (0:10.52)	0:59.24 [7] (0:11.18)	0:48.06 [6] (0:11.57)	0:36.49 [6] (0:11.85)	0:24.64 [7] (0:12.07)	0:12.57 [6] (0:12.57)					
Average Speed [km/h]	43.9	67.6	68.2	64.2	62.3	62.4	60.7	57.4					
Top Speed [km/h]	61.6	69.7	70.7	65.5	64.6	63.2	61.3	60.2					
Avg. Dist. to Rail [m]	4.5	2.4	2.0	0.9	2.6	3.6	6.2	4.5					
Avg. Stride Freq. [Hz]	2.1	2.3	2.2	2.2	2.2	2.2	2.2	2.1					
Avg. Stride Length [m]	5.8	8.3	8.3	7.9	8.0	7.9	7.8	7.6					





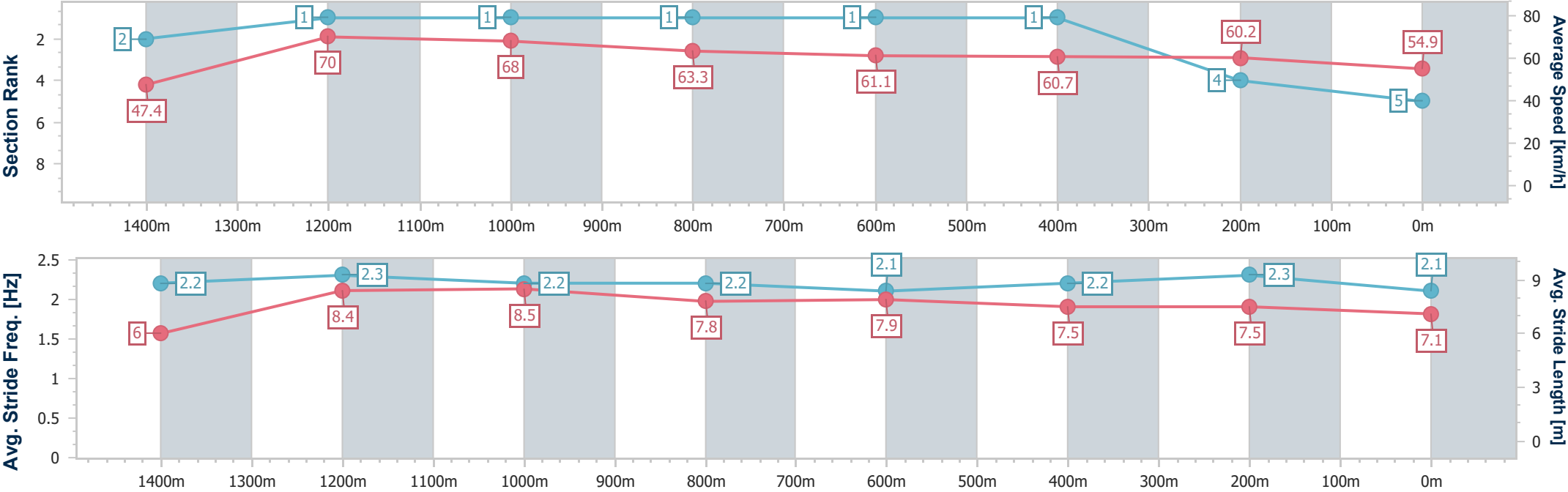
Horse/Jockey Name	Kickagoal Kenny
Final Rank	5
Fastest Section Time (Section)	0:07.67 (Overall)
Top Speed [km/h] (Section)	71.4 (1400m)
Race State	Finished



Ladbrokes Cannon Park Professional
Race 5: MAGIC MILLIONS DAINTREE GUINEAS QTIS 4YO
Handicap - 1500m
23 August 2025 - 15:45
Track Rating: Good 4, Weather: Fine, Rail Position: True



Section	Overall	1400m	1200m	1000m	800m	600m	400m	200m					
Section Times	1:28.63 [5] (0:07.67)	1:20.96 [2] (0:10.28)	1:10.68 [1] (0:10.52)	1:00.16 [1] (0:11.30)	0:48.86 [1] (0:11.82)	0:37.04 [1] (0:11.91)	0:25.13 [1] (0:12.04)	0:13.09 [4] (0:13.09)					
Average Speed [km/h]	47.4	70.0	68.0	63.3	61.1	60.7	60.2	54.9					
Top Speed [km/h]	66.7	71.4	70.9	65.6	63.2	61.2	61.6	58.9					
Avg. Dist. to Rail [m]	5.5	1.5	0.7	1.0	0.5	0.8	1.8	1.7					
Avg. Stride Freq. [Hz]	2.2	2.3	2.2	2.2	2.1	2.2	2.3	2.1					
Avg. Stride Length [m]	6.0	8.4	8.5	7.8	7.9	7.5	7.5	7.1					





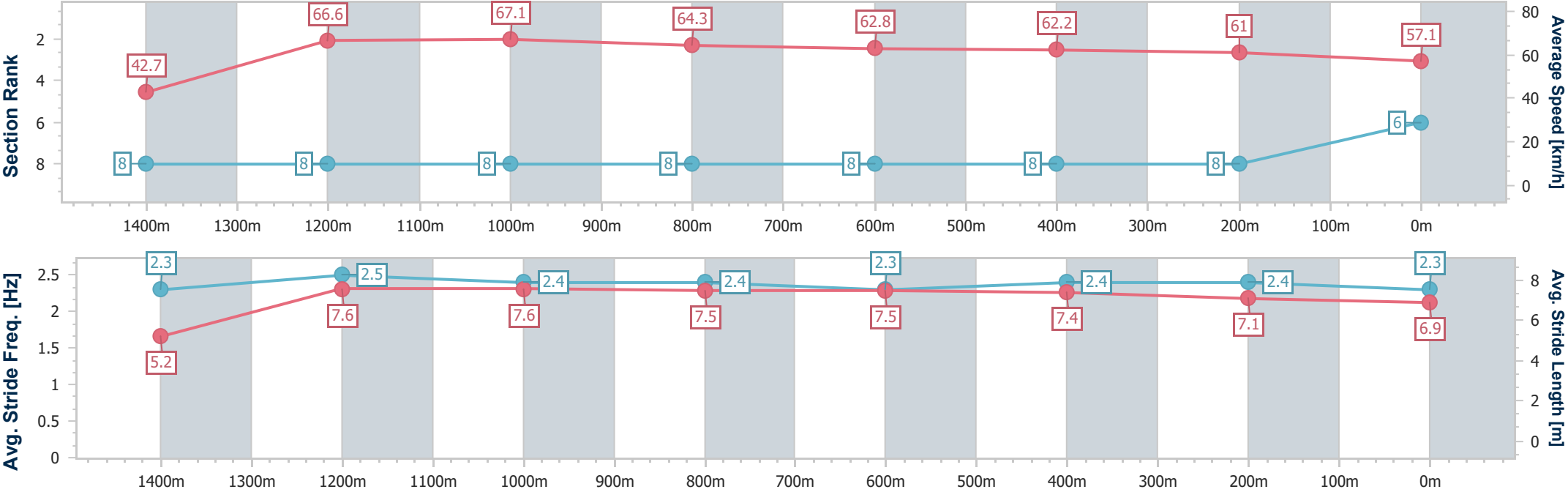
Horse/Jockey Name	Khals
Final Rank	6
Fastest Section Time (Section)	0:08.49 (Overall)
Top Speed [km/h] (Section)	69.6 (1400m)
Race State	Finished



Ladbrokes Cannon Park Professional
Race 5: MAGIC MILLIONS DAINTREE GUINEAS QTIS 4YO
Handicap - 1500m
23 August 2025 - 15:45
Track Rating: Good 4, Weather: Fine, Rail Position: True



Section	Overall	1400m	1200m	1000m	800m	600m	400m	200m					
Section Times	1:28.85 [6] (0:08.49)	1:20.36 [8] (0:10.79)	1:09.57 [8] (0:10.66)	0:58.91 [8] (0:11.07)	0:47.84 [8] (0:11.47)	0:36.37 [8] (0:11.74)	0:24.63 [8] (0:11.99)	0:12.64 [8] (0:12.64)					
Average Speed [km/h]	42.7	66.6	67.1	64.3	62.8	62.2	61.0	57.1					
Top Speed [km/h]	60.5	69.6	69.0	67.1	64.7	63.3	63.3	59.2					
Avg. Dist. to Rail [m]	5.5	1.1	0.6	1.7	1.1	2.3	7.9	10.5					
Avg. Stride Freq. [Hz]	2.3	2.5	2.4	2.4	2.3	2.4	2.4	2.3					
Avg. Stride Length [m]	5.2	7.6	7.6	7.5	7.5	7.4	7.1	6.9					





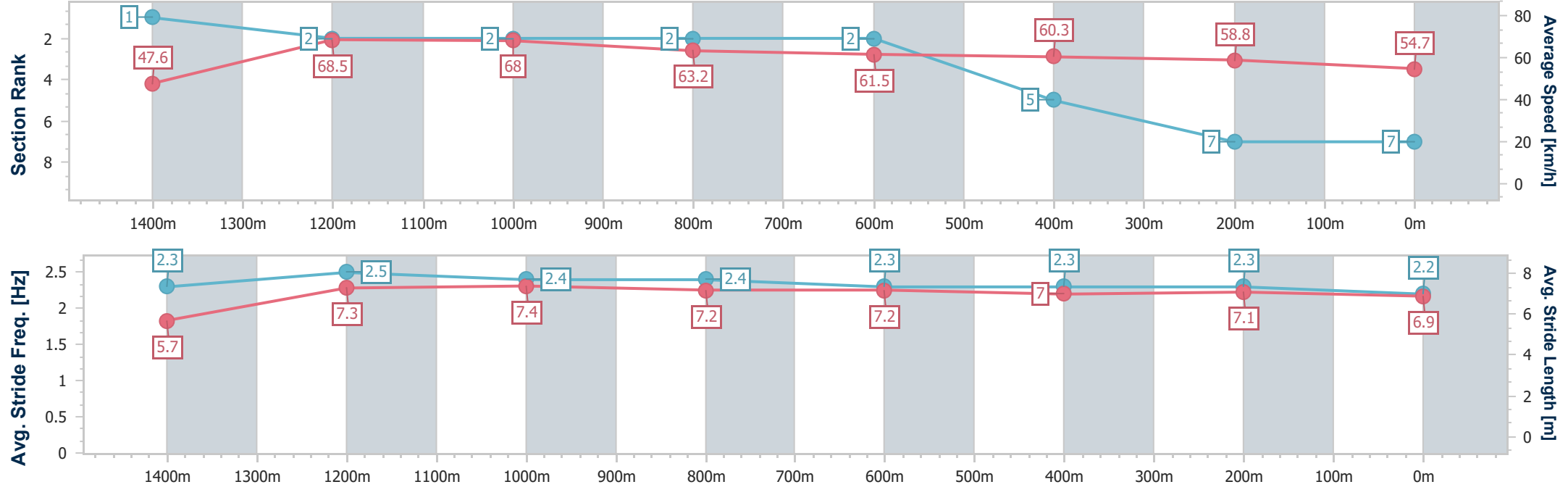
Horse/Jockey Name	Cullivel
Final Rank	7
Fastest Section Time (Section)	0:07.59 (Overall)
Top Speed [km/h] (Section)	71.2 (1400m)
Race State	Finished



Ladbroke's Cannon Park Professional
Race 5: MAGIC MILLIONS DAINTREE GUINEAS QTIS 4YO
Handicap - 1500m
23 August 2025 - 15:45
Track Rating: Good 4, Weather: Fine, Rail Position: True



Section	Overall	1400m	1200m	1000m	800m	600m	400m	200m					
Section Times	1:29.28 [7] (0:07.59)	1:21.69 [1] (0:10.49)	1:11.20 [2] (0:10.58)	1:00.62 [2] (0:11.30)	0:49.32 [2] (0:11.72)	0:37.60 [2] (0:12.08)	0:25.52 [5] (0:12.36)	0:13.16 [7] (0:13.16)					
Average Speed [km/h]	47.6	68.5	68.0	63.2	61.5	60.3	58.8	54.7					
Top Speed [km/h]	64.8	71.2	70.4	64.5	62.3	61.7	59.7	57.0					
Avg. Dist. to Rail [m]	1.3	0.3	0.6	0.8	0.3	1.4	5.1	5.8					
Avg. Stride Freq. [Hz]	2.3	2.5	2.4	2.4	2.3	2.3	2.3	2.2					
Avg. Stride Length [m]	5.7	7.3	7.4	7.2	7.2	7.0	7.1	6.9					





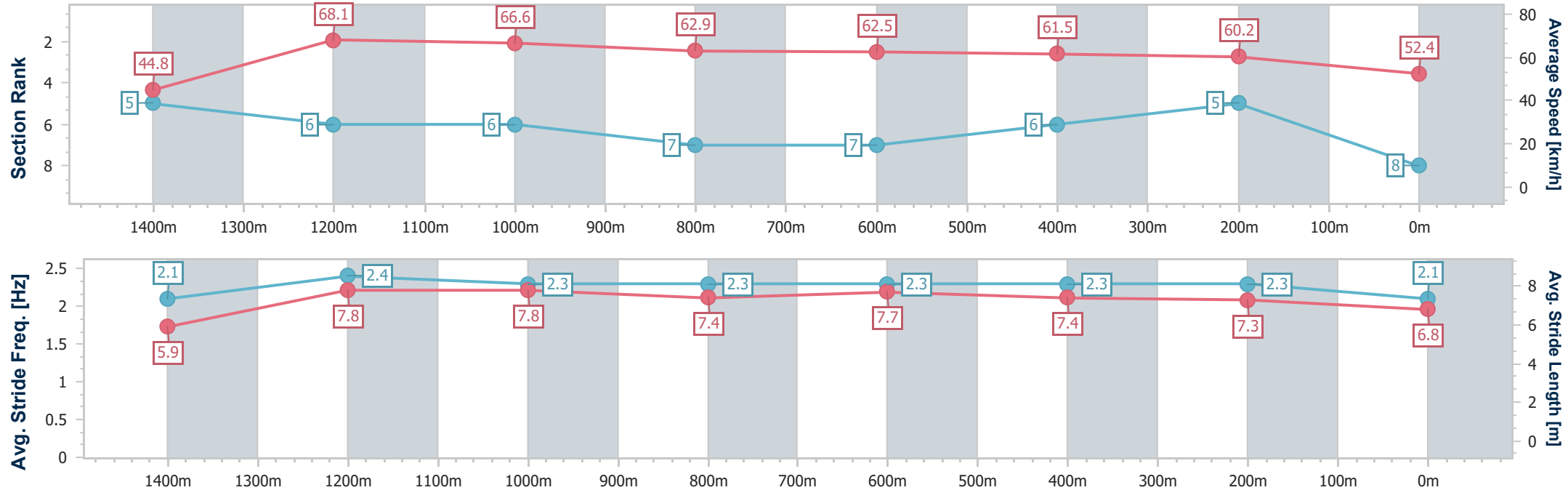
Horse/Jockey Name	Attentive
Final Rank	8
Fastest Section Time (Section)	0:08.06 (Overall)
Top Speed [km/h] (Section)	69.2 (1200m)
Race State	Finished



Ladbroke's Cannon Park Professional
Race 5: MAGIC MILLIONS DAINTREE GUINEAS QTIS 4YO
Handicap - 1500m
23 August 2025 - 15:45
Track Rating: Good 4, Weather: Fine, Rail Position: True



Section	Overall	1400m	1200m	1000m	800m	600m	400m	200m					
Section Times	1:29.69 [8] (0:08.06)	1:21.63 [5] (0:10.58)	1:11.05 [6] (0:10.74)	1:00.31 [6] (0:11.24)	0:49.07 [7] (0:11.52)	0:37.55 [7] (0:11.76)	0:25.79 [6] (0:12.05)	0:13.74 [5] (0:13.74)					
Average Speed [km/h]	44.8	68.1	66.6	62.9	62.5	61.5	60.2	52.4					
Top Speed [km/h]	63.6	69.1	69.2	64.1	64.5	63.2	61.9	57.1					
Avg. Dist. to Rail [m]	2.6	1.1	0.8	2.9	1.5	1.1	3.1	3.4					
Avg. Stride Freq. [Hz]	2.1	2.4	2.3	2.3	2.3	2.3	2.3	2.1					
Avg. Stride Length [m]	5.9	7.8	7.8	7.4	7.7	7.4	7.3	6.8					





Ladbrokes Cannon Park Professional

Race 6: LOUIE PICCONE MEMORIAL BENCHMARK 60 Handicap - 950m

23 August 2025 - 16:19



Track Rating: Good 4, Weather: Fine, Rail Position: True

Section						Overall	800m	600m	400m	200m	Last 600m		
Field Times						0:54.02 (0:10.11)	0:43.91 (0:10.09)	0:33.82 (0:10.57)	0:23.25 (0:11.20)	0:12.05 (0:12.05)	0:33.82		
Rank	TAB	Horse/Jockey	Barrier	Top Speed [km/h]	Fastest Section						Margin		
1	3	HARTSHORN	9	72.2	0:10.05	0:54.02 [1]	0:43.77 [2]	0:33.72 [2]	0:23.25 [1]	0:12.05 [1]	0:54.02	0:33.72	
		McKenzie Apel		800m	800m	(0:10.25)	(0:10.05)	(0:10.47)	(0:11.20)	(0:12.05)			
2	11	SOWILO SIREN	7	71.7	0:10.09	0:54.05 [2]	0:43.94 [1]	0:33.85 [1]	0:23.09 [2]	0:11.97 [2]	0.2L	0:33.85 +10	
		Tyler Leslight		800m	800m	(0:10.11)	(0:10.09)	(0:10.76)	(0:11.12)	(0:11.97)			
3	8	TARGETED	6	70.8	0:10.36	0:54.43 [3]	0:43.76 [8]	0:33.40 [8]	0:22.76 [9]	0:11.62 [5]	2.44L	0:33.40 +7	
		Lacey Morrison		800m	800m	(0:10.67)	(0:10.36)	(0:10.64)	(0:11.14)	(0:11.62)			
4	5	LUCKY ROLLA	4	70.6	0:10.41	0:54.49 [4]	0:43.76 [9]	0:33.35 [9]	0:22.85 [8]	0:11.62 [7]	2.77L	0:33.35 +6	
		Chris Meehan		600m	800m	(0:10.73)	(0:10.41)	(0:10.50)	(0:11.23)	(0:11.62)			
5	1	ARCTIC BEAR	5	69.5	0:10.54	0:54.69 [5]	0:43.51 [11]	0:32.97 [11]	0:22.28 [11]	0:11.34 [10]	3.97L	0:32.97 +4	
		Krysten Swaffer		600m	800m	(0:11.18)	(0:10.54)	(0:10.69)	(0:10.94)	(0:11.34)			
6	12	BELLA BIANCA	1	70.4	0:10.25	0:54.75 [6]	0:44.48 [3]	0:34.23 [4]	0:23.64 [3]	0:12.26 [3]	4.28L	0:34.23 +1	
		Ty Wheeler		800m	800m	(0:10.27)	(0:10.25)	(0:10.59)	(0:11.38)	(0:12.26)			
7	7	YAMABUSHI	8	71.1	0:10.25	0:54.76 [7]	0:44.15 [7]	0:33.90 [7]	0:23.25 [6]	0:12.06 [4]	4.36L	0:33.90 +4	
		Sean Cormack		800m	800m	(0:10.61)	(0:10.25)	(0:10.65)	(0:11.19)	(0:12.06)			
8	6	TIME TO PROPHET	10	70.2	0:10.27	0:54.82 [8]	0:44.28 [5]	0:34.01 [6]	0:23.24 [7]	0:11.82 [9]	4.69L	0:34.01 +8	
		Aidan Holt		800m	800m	(0:10.54)	(0:10.27)	(0:10.77)	(0:11.42)	(0:11.82)			
9	9	MISS DE BLAAS	2	71.5	0:10.19	0:55.12 [9]	0:44.81 [4]	0:34.62 [3]	0:23.86 [4]	0:12.28 [6]	6.48L	0:34.62 +4	
		Les Tilley		800m	800m	(0:10.31)	(0:10.19)	(0:10.76)	(0:11.58)	(0:12.28)			
10	4	GALBALAN	11	71.4	0:10.10	0:55.35 [10]	0:44.77 [6]	0:34.67 [5]	0:23.94 [5]	0:12.39 [8]	7.8L	0:34.67 +5	
		Justin Huxtable		800m	800m	(0:10.58)	(0:10.10)	(0:10.73)	(0:11.55)	(0:12.39)			

Scratched: Spirit Of Giving (#10)

Report Created: Sat 23 August 2025 16:57 GMT+1 (Note: Timing is based on position data)

Page 1/13

[] Ranking at each section and finish
-:-:- No data available at this section
NA No data available

SCN Saddle cloth number
DNF Did not finish
DNT Did not track

data processed by  TRIPLESDATA



Ladbrokes Cannon Park Professional
Race 6: LOUIE PICCONE MEMORIAL BENCHMARK 60 Handicap - 950m
23 August 2025 - 16:19



Track Rating: Good 4, Weather: Fine, Rail Position: True

Section					Overall	800m	600m	400m	200m	Last 600m			
Field Times					0:54.02 (0:10.11)	0:43.91 (0:10.09)	0:33.82 (0:10.57)	0:23.25 (0:11.20)	0:12.05 (0:12.05)	0:33.82			
Rank	TAB	Horse/Jockey	Barrier	Top Speed [km/h]	Fastest Section	Margin					Distance Travelled [m]		
11	2	STRATEGIST	3	68.8	0:10.57	0:55.56 [11]	0:44.59 [10]	0:34.02 [10]	0:23.29 [10]	0:12.00 [11]	9.06L	0:34.02	+3
		Ivo Fry		600m	800m	(0:10.97)	(0:10.57)	(0:10.73)	(0:11.29)	(0:12.00)			

Scratched: Spirit Of Giving (#10)



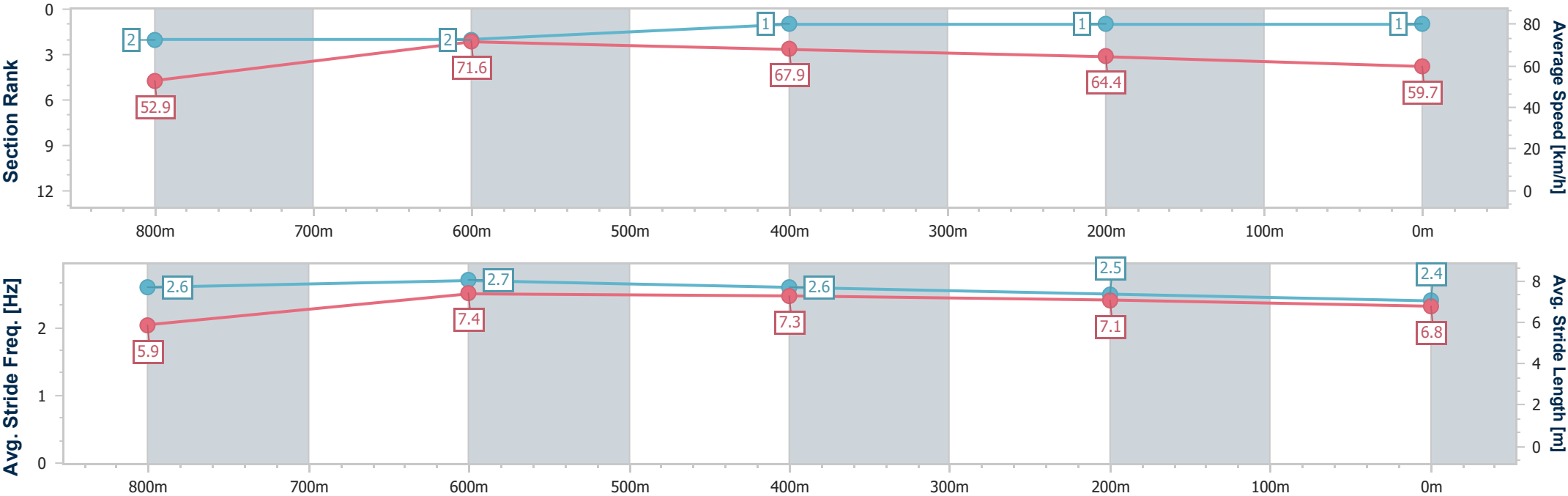
Horse/Jockey Name	Hartshorn
Final Rank	1
Fastest Section Time (Section)	0:10.05 (800m)
Top Speed [km/h] (Section)	72.2 (800m)
Race State	Finished



Ladbrokes Cannon Park Professional
Race 6: LOUIE PICCONE MEMORIAL BENCHMARK 60
Handicap - 950m
23 August 2025 - 16:19
Track Rating: Good 4, Weather: Fine, Rail Position: True



Section	Overall	800m	600m	400m	200m														
Section Times	0:54.02 [1] (0:10.25)	0:43.77 [2] (0:10.05)	0:33.72 [2] (0:10.47)	0:23.25 [1] (0:11.20)	0:12.05 [1] (0:12.05)														
Average Speed [km/h]	52.9	71.6	67.9	64.4	59.7														
Top Speed [km/h]	71.6	72.2	70.4	65.1	64.0														
Avg. Dist. to Rail [m]	7.3	1.6	1.5	1.5	1.2														
Avg. Stride Freq. [Hz]	2.6	2.7	2.6	2.5	2.4														
Avg. Stride Length [m]	5.9	7.4	7.3	7.1	6.8														





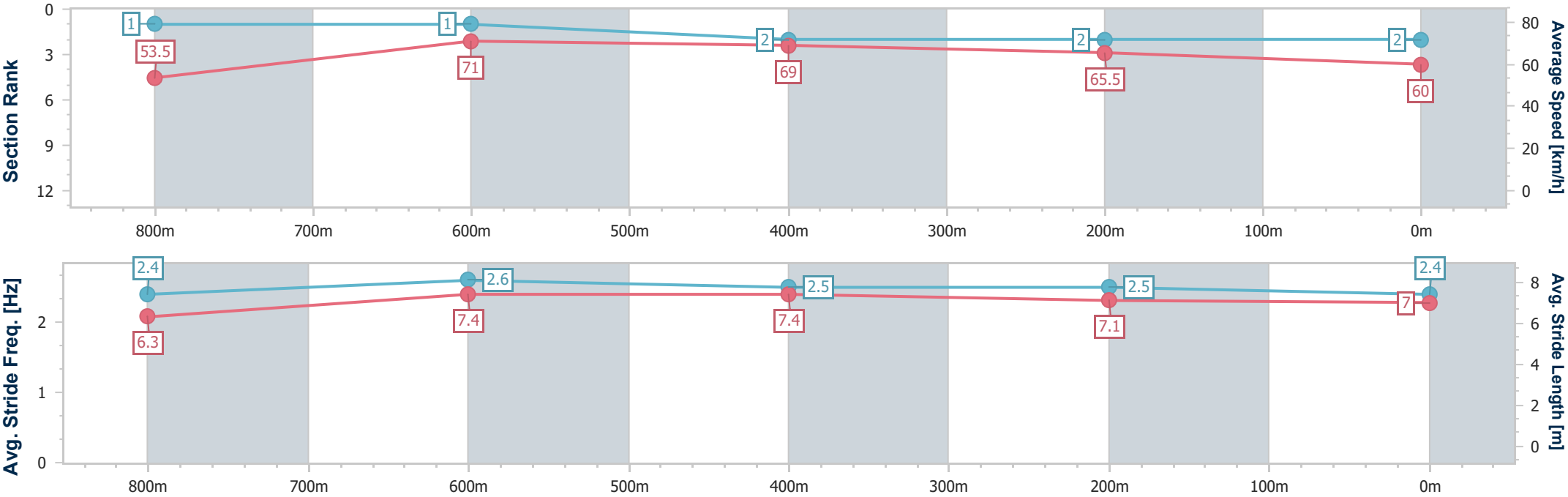
Horse/Jockey Name	Sowilo Siren
Final Rank	2
Fastest Section Time (Section)	0:10.09 (800m)
Top Speed [km/h] (Section)	71.7 (800m)
Race State	Finished



Ladbrokes Cannon Park Professional
Race 6: LOUIE PICCONE MEMORIAL BENCHMARK 60
Handicap - 950m
23 August 2025 - 16:19
Track Rating: Good 4, Weather: Fine, Rail Position: True



Section	Overall	800m	600m	400m	200m														
Section Times	0:54.05 [2] (0:10.11)	0:43.94 [1] (0:10.09)	0:33.85 [1] (0:10.76)	0:23.09 [2] (0:11.12)	0:11.97 [2] (0:11.97)														
Average Speed [km/h]	53.5	71.0	69.0	65.5	60.0														
Top Speed [km/h]	71.1	71.7	70.6	66.5	64.5														
Avg. Dist. to Rail [m]	6.4	3.3	4.2	4.6	6.5														
Avg. Stride Freq. [Hz]	2.4	2.6	2.5	2.5	2.4														
Avg. Stride Length [m]	6.3	7.4	7.4	7.1	7.0														





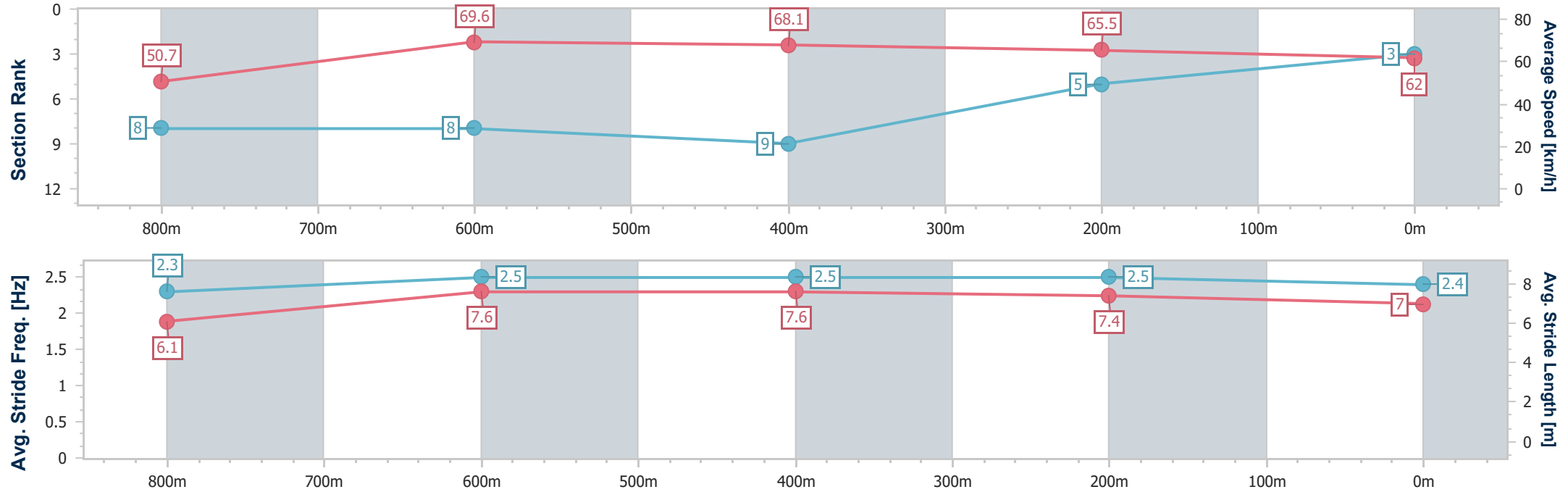
Horse/Jockey Name	Targeted
Final Rank	3
Fastest Section Time (Section)	0:10.36 (800m)
Top Speed [km/h] (Section)	70.8 (800m)
Race State	Finished



Ladbrokes Cannon ParkProfessional
Race 6: LOUIE PICCONE MEMORIAL BENCHMARK 60
Handicap - 950m
23 August 2025 - 16:19
Track Rating: Good 4, Weather: Fine, Rail Position: True



Section	Overall	800m	600m	400m	200m														
Section Times	0:54.43 [3] (0:10.67)	0:43.76 [8] (0:10.36)	0:33.40 [8] (0:10.64)	0:22.76 [9] (0:11.14)	0:11.62 [5] (0:11.62)														
Average Speed [km/h]	50.7	69.6	68.1	65.5	62.0														
Top Speed [km/h]	68.3	70.8	70.5	66.7	64.9														
Avg. Dist. to Rail [m]	4.8	1.5	1.8	5.5	6.8														
Avg. Stride Freq. [Hz]	2.3	2.5	2.5	2.5	2.4														
Avg. Stride Length [m]	6.1	7.6	7.6	7.4	7.0														





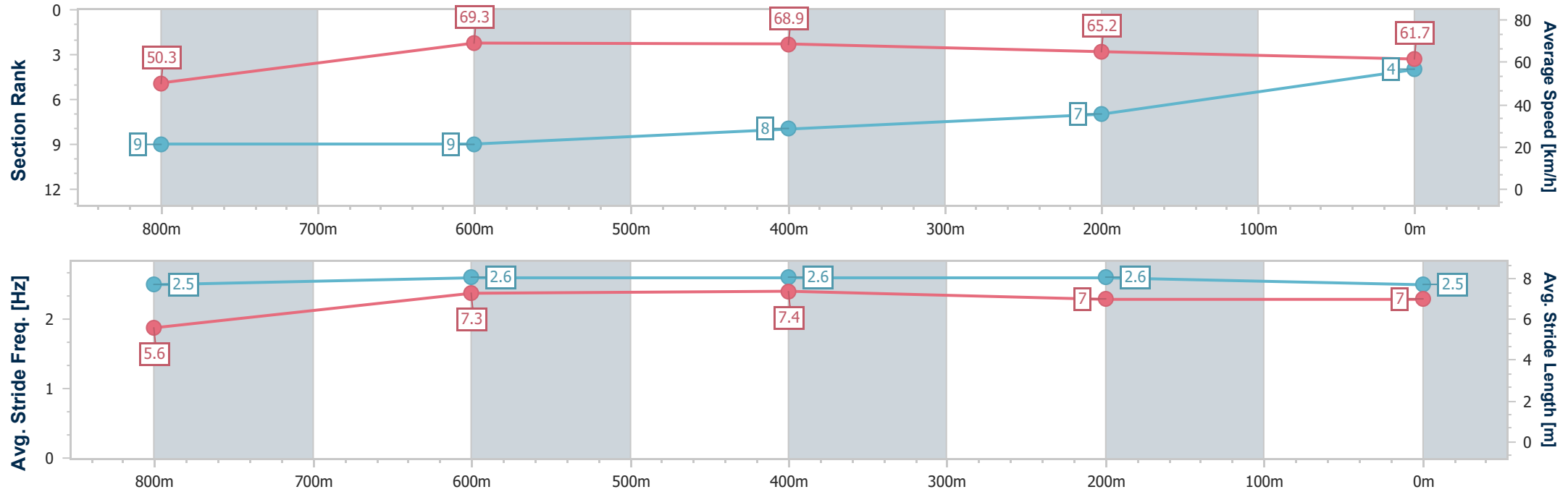
Horse/Jockey Name	Lucky Rolla
Final Rank	4
Fastest Section Time (Section)	0:10.41 (800m)
Top Speed [km/h] (Section)	70.6 (600m)
Race State	Finished



Ladbrokes Cannon Park Professional
Race 6: LOUIE PICCONE MEMORIAL BENCHMARK 60
Handicap - 950m
23 August 2025 - 16:19
Track Rating: Good 4, Weather: Fine, Rail Position: True



Section	Overall	800m	600m	400m	200m										
Section Times	0:54.49 [4] (0:10.73)	0:43.76 [9] (0:10.41)	0:33.35 [9] (0:10.50)	0:22.85 [8] (0:11.23)	0:11.62 [7] (0:11.62)										
Average Speed [km/h]	50.3	69.3	68.9	65.2	61.7										
Top Speed [km/h]	68.3	70.4	70.6	66.2	64.8										
Avg. Dist. to Rail [m]	3.2	0.7	1.3	8.8	13.3										
Avg. Stride Freq. [Hz]	2.5	2.6	2.6	2.6	2.5										
Avg. Stride Length [m]	5.6	7.3	7.4	7.0	7.0										





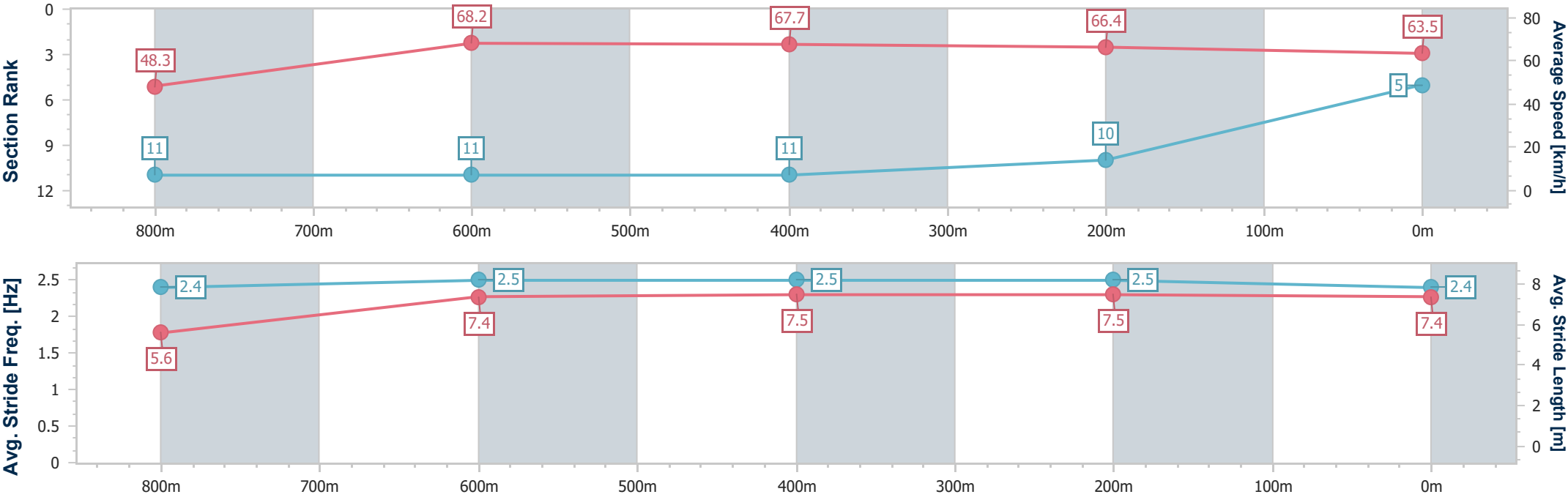
Horse/Jockey Name	Arctic Bear
Final Rank	5
Fastest Section Time (Section)	0:10.54 (800m)
Top Speed [km/h] (Section)	69.5 (600m)
Race State	Finished



Ladbrokes Cannon Park Professional
Race 6: LOUIE PICCONE MEMORIAL BENCHMARK 60
Handicap - 950m
23 August 2025 - 16:19
Track Rating: Good 4, Weather: Fine, Rail Position: True



Section	Overall	800m	600m	400m	200m														
Section Times	0:54.69 [5] (0:11.18)	0:43.51 [11] (0:10.54)	0:32.97 [11] (0:10.69)	0:22.28 [11] (0:10.94)	0:11.34 [10] (0:11.34)														
Average Speed [km/h]	48.3	68.2	67.7	66.4	63.5														
Top Speed [km/h]	67.1	69.0	69.5	66.9	66.6														
Avg. Dist. to Rail [m]	2.0	0.4	0.8	3.8	3.3														
Avg. Stride Freq. [Hz]	2.4	2.5	2.5	2.5	2.4														
Avg. Stride Length [m]	5.6	7.4	7.5	7.5	7.4														





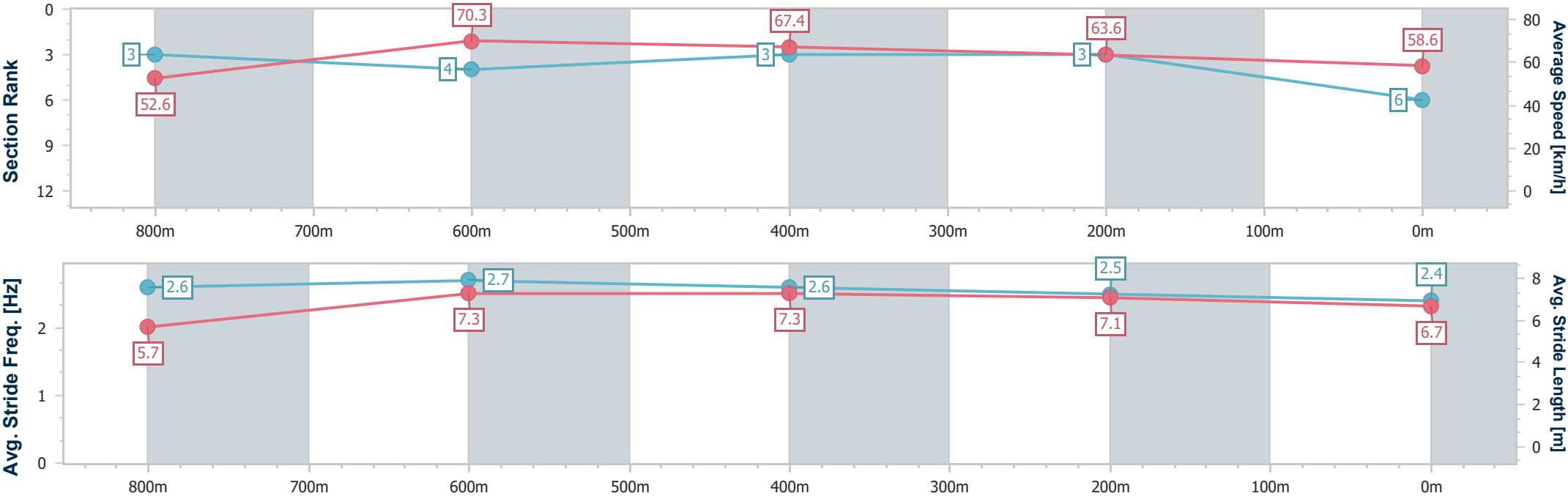
Horse/Jockey Name	Bella Bianca
Final Rank	6
Fastest Section Time (Section)	0:10.25 (800m)
Top Speed [km/h] (Section)	70.4 (800m)
Race State	Finished



Ladbroke's Cannon Park Professional
Race 6: LOUIE PICCONE MEMORIAL BENCHMARK 60
Handicap - 950m
23 August 2025 - 16:19
Track Rating: Good 4, Weather: Fine, Rail Position: True



Section	Overall	800m	600m	400m	200m										
Section Times	0:54.75 [6] (0:10.27)	0:44.48 [3] (0:10.25)	0:34.23 [4] (0:10.59)	0:23.64 [3] (0:11.38)	0:12.26 [3] (0:12.26)										
Average Speed [km/h]	52.6	70.3	67.4	63.6	58.6										
Top Speed [km/h]	69.4	70.4	69.5	65.1	62.0										
Avg. Dist. to Rail [m]	1.0	0.6	0.8	3.0	5.8										
Avg. Stride Freq. [Hz]	2.6	2.7	2.6	2.5	2.4										
Avg. Stride Length [m]	5.7	7.3	7.3	7.1	6.7										





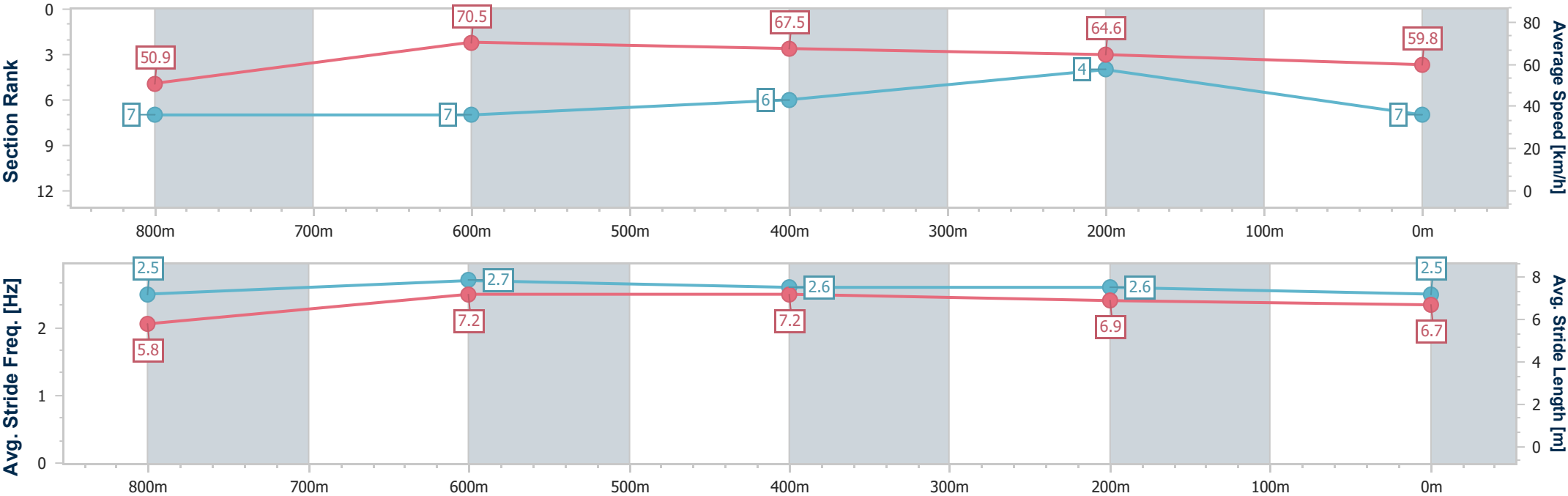
Horse/Jockey Name	Yamabushi
Final Rank	7
Fastest Section Time (Section)	0:10.25 (800m)
Top Speed [km/h] (Section)	71.1 (800m)
Race State	Finished



Ladbrokes Cannon Park Professional
Race 6: LOUIE PICCONE MEMORIAL BENCHMARK 60
Handicap - 950m
23 August 2025 - 16:19
Track Rating: Good 4, Weather: Fine, Rail Position: True



Section	Overall	800m	600m	400m	200m														
Section Times	0:54.76 [7] (0:10.61)	0:44.15 [7] (0:10.25)	0:33.90 [7] (0:10.65)	0:23.25 [6] (0:11.19)	0:12.06 [4] (0:12.06)														
Average Speed [km/h]	50.9	70.5	67.5	64.6	59.8														
Top Speed [km/h]	68.6	71.1	69.5	65.9	63.0														
Avg. Dist. to Rail [m]	7.3	2.0	0.8	4.6	6.0														
Avg. Stride Freq. [Hz]	2.5	2.7	2.6	2.6	2.5														
Avg. Stride Length [m]	5.8	7.2	7.2	6.9	6.7														





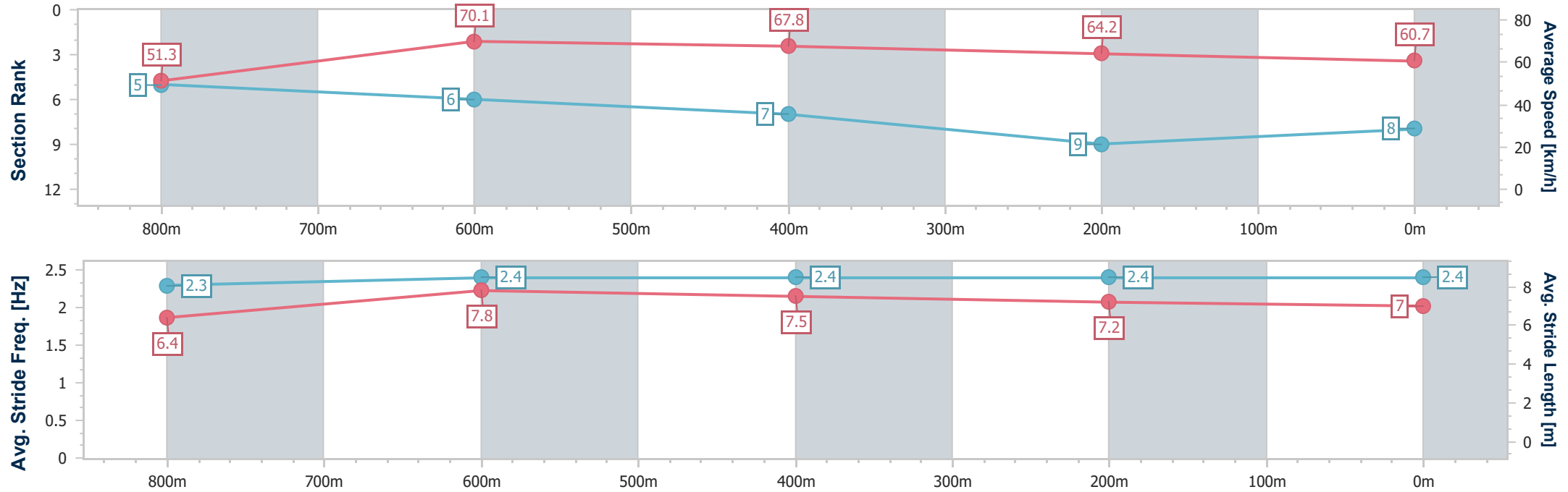
Horse/Jockey Name	Time To Prophet
Final Rank	8
Fastest Section Time (Section)	0:10.27 (800m)
Top Speed [km/h] (Section)	70.2 (800m)
Race State	Finished



Ladbrokes Cannon ParkProfessional
Race 6: LOUIE PICCONE MEMORIAL BENCHMARK 60
Handicap - 950m
23 August 2025 - 16:19
Track Rating: Good 4, Weather: Fine, Rail Position: True



Section	Overall	800m	600m	400m	200m										
Section Times	0:54.82 [8] (0:10.54)	0:44.28 [5] (0:10.27)	0:34.01 [6] (0:10.77)	0:23.24 [7] (0:11.42)	0:11.82 [9] (0:11.82)										
Average Speed [km/h]	51.3	70.1	67.8	64.2	60.7										
Top Speed [km/h]	68.4	70.2	70.0	65.8	62.2										
Avg. Dist. to Rail [m]	9.3	3.8	2.3	7.9	11.6										
Avg. Stride Freq. [Hz]	2.3	2.4	2.4	2.4	2.4										
Avg. Stride Length [m]	6.4	7.8	7.5	7.2	7.0										





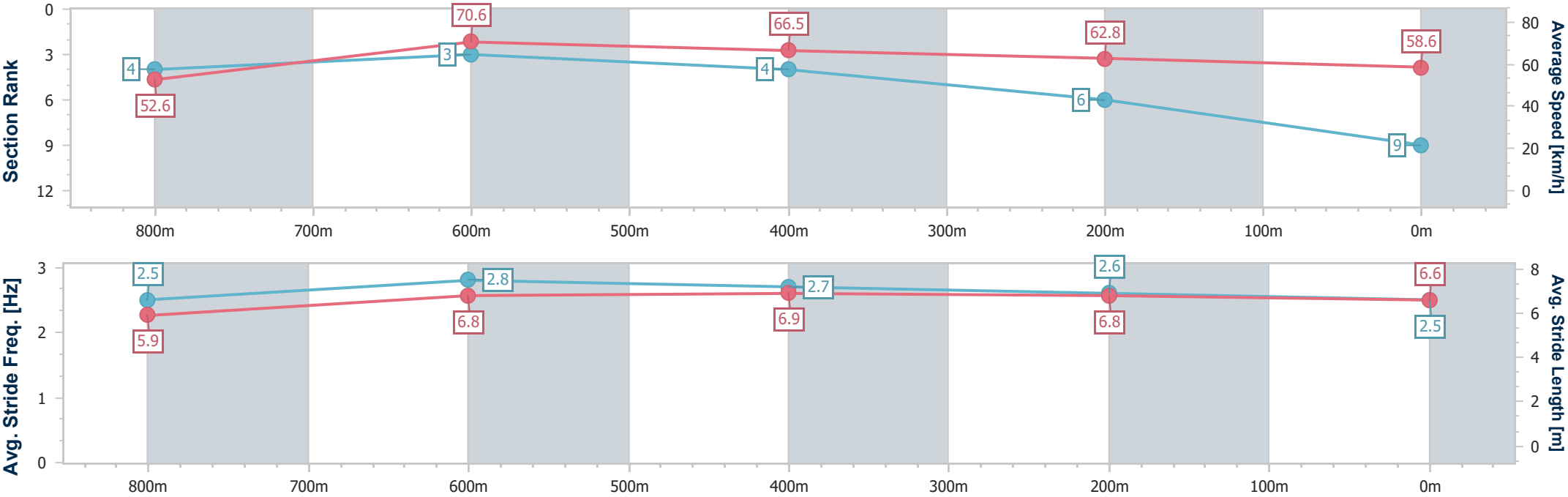
Horse/Jockey Name	Miss De Blaas
Final Rank	9
Fastest Section Time (Section)	0:10.19 (800m)
Top Speed [km/h] (Section)	71.5 (800m)
Race State	Finished



Ladbrokes Cannon Park Professional
Race 6: LOUIE PICCONE MEMORIAL BENCHMARK 60
Handicap - 950m
23 August 2025 - 16:19
Track Rating: Good 4, Weather: Fine, Rail Position: True



Section	Overall	800m	600m	400m	200m									
Section Times	0:55.12 [9] (0:10.31)	0:44.81 [4] (0:10.19)	0:34.62 [3] (0:10.76)	0:23.86 [4] (0:11.58)	0:12.28 [6] (0:12.28)									
Average Speed [km/h]	52.6	70.6	66.5	62.8	58.6									
Top Speed [km/h]	71.1	71.5	70.4	63.4	62.0									
Avg. Dist. to Rail [m]	0.5	0.5	0.8	5.5	7.8									
Avg. Stride Freq. [Hz]	2.5	2.8	2.7	2.6	2.5									
Avg. Stride Length [m]	5.9	6.8	6.9	6.8	6.6									





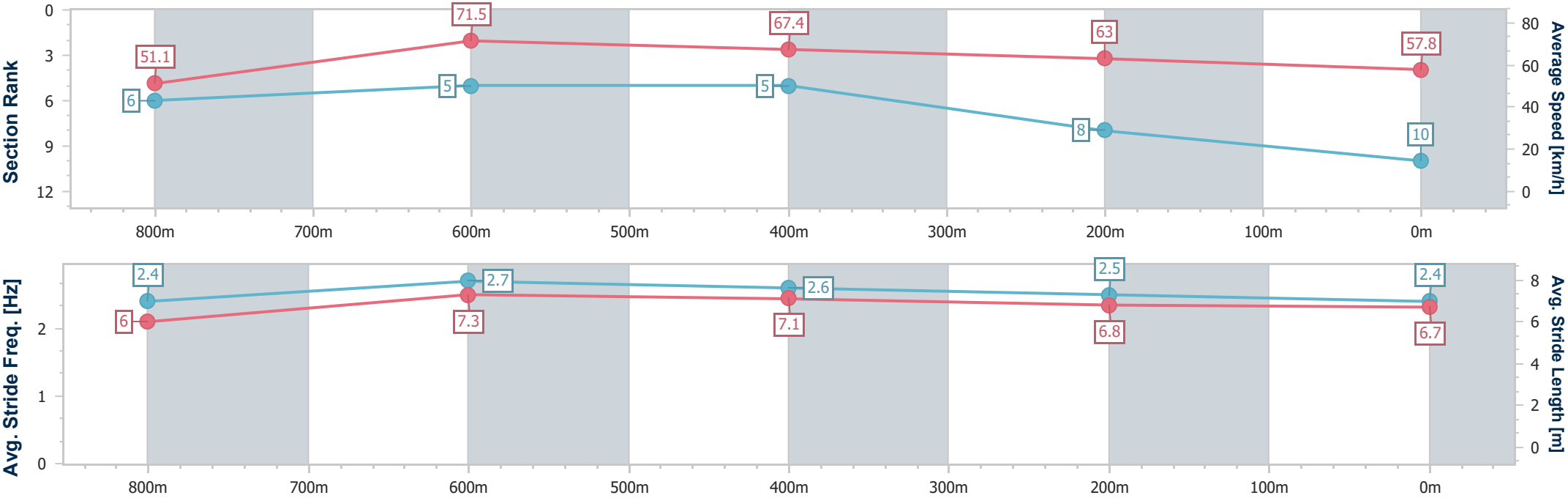
Horse/Jockey Name	Galbalan
Final Rank	10
Fastest Section Time (Section)	0:10.10 (800m)
Top Speed [km/h] (Section)	71.4 (800m)
Race State	Finished



Ladbrokes Cannon Park Professional
Race 6: LOUIE PICCONE MEMORIAL BENCHMARK 60
Handicap - 950m
23 August 2025 - 16:19
Track Rating: Good 4, Weather: Fine, Rail Position: True



Section	Overall	800m	600m	400m	200m										
Section Times	0:55.35 [10] (0:10.58)	0:44.77 [6] (0:10.10)	0:34.67 [5] (0:10.73)	0:23.94 [5] (0:11.55)	0:12.39 [8] (0:12.39)										
Average Speed [km/h]	51.1	71.5	67.4	63.0	57.8										
Top Speed [km/h]	69.1	71.4	70.4	64.2	61.2										
Avg. Dist. to Rail [m]	11.3	5.6	1.3	5.3	8.0										
Avg. Stride Freq. [Hz]	2.4	2.7	2.6	2.5	2.4										
Avg. Stride Length [m]	6.0	7.3	7.1	6.8	6.7										





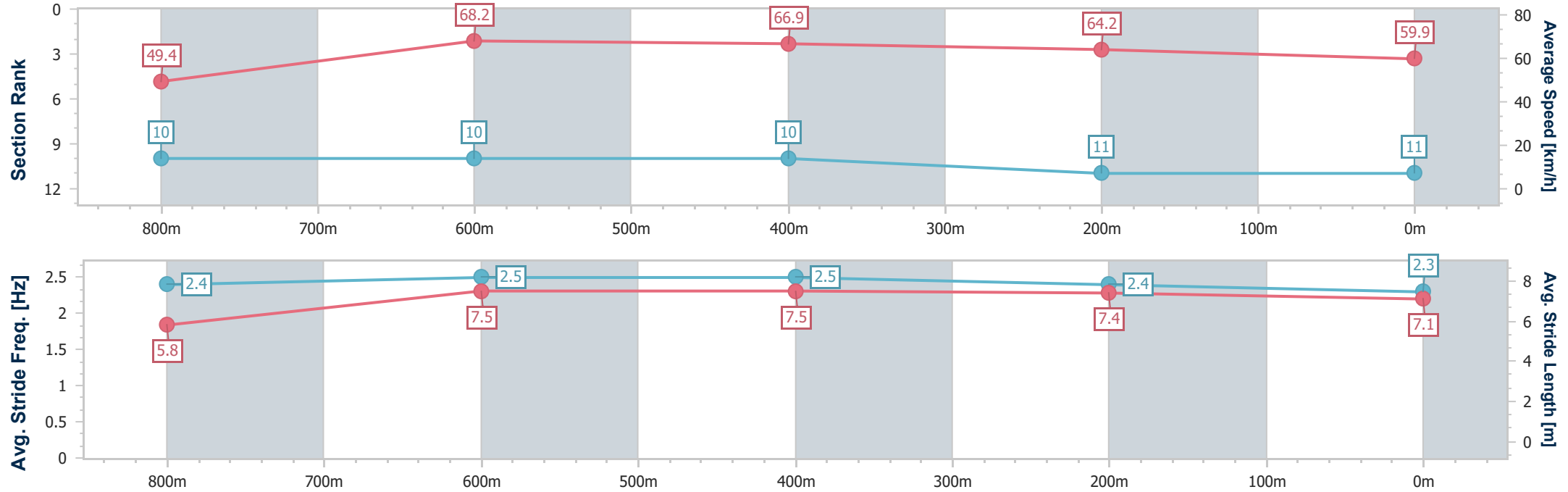
Horse/Jockey Name	Strategist
Final Rank	11
Fastest Section Time (Section)	0:10.57 (800m)
Top Speed [km/h] (Section)	68.8 (600m)
Race State	Finished



Ladbroke's Cannon Park Professional
Race 6: LOUIE PICCONE MEMORIAL BENCHMARK 60
Handicap - 950m
23 August 2025 - 16:19
Track Rating: Good 4, Weather: Fine, Rail Position: True



Section	Overall	800m	600m	400m	200m															
Section Times	0:55.56 [11] (0:10.97)	0:44.59 [10] (0:10.57)	0:34.02 [10] (0:10.73)	0:23.29 [10] (0:11.29)	0:12.00 [11] (0:12.00)															
Average Speed [km/h]	49.4	68.2	66.9	64.2	59.9															
Top Speed [km/h]	68.2	68.6	68.8	65.5	62.7															
Avg. Dist. to Rail [m]	3.6	2.1	1.1	1.9	1.9															
Avg. Stride Freq. [Hz]	2.4	2.5	2.5	2.4	2.3															
Avg. Stride Length [m]	5.8	7.5	7.5	7.4	7.1															





Ladbroke's Cannon Park Professional
Race 7: RED BERET HOTEL CAIRNS CUP - 2100m
23 August 2025 - 16:54



Track Rating: Good 4, Weather: Fine, Rail Position: True

Section						Overall	2000m	1800m	1600m	1400m	1200m	1000m	Last 600m	
Field Times						2:07.57 (0:08.30)	1:59.27 (0:11.43)	1:47.84 (0:11.70)	1:36.14 (0:11.91)	1:24.23 (0:11.65)	1:12.58 (0:11.44)	1:01.14 (0:11.56)	0:37.37	
Rank	TAB	Horse/Jockey	Barrier	Top Speed [km/h]	Fastest Section									Distance Travelled [m]
1	4	ROGUE BEAR	8	64.7	0:08.71	2:07.57 [1]	1:58.86 [10]	1:46.93 [11]	1:34.63 [11]	1:22.87 [12]	1:11.33 [12]	0:59.88 [12]	0:37.02	
		Justin Huxtable		1000m	Overall	(0:08.71)	(0:11.93)	(0:12.30)	(0:11.76)	(0:11.54)	(0:11.45)	(0:11.46)		
2	6	KIPLING'S JOURNEY	17	64.2	0:08.78	2:07.62 [2]	1:58.84 [12]	1:46.95 [12]	1:34.66 [12]	1:22.93 [11]	1:11.59 [9]	1:00.21 [8]	0:37.31	-5
		McKenzie Apel		1400m	Overall	(0:08.78)	(0:11.89)	(0:12.29)	(0:11.73)	(0:11.34)	(0:11.38)	(0:11.41)		
3	7	SIR GRACE	11	64.0	0:08.57	2:07.89 [3]	1:59.32 [8]	1:47.56 [9]	1:35.31 [9]	1:23.41 [10]	1:11.80 [10]	1:00.25 [10]	0:37.01	-1
		Nathan Thomas		600m	Overall	(0:08.57)	(0:11.76)	(0:12.25)	(0:11.90)	(0:11.61)	(0:11.55)	(0:11.56)		
4	8	SMART LEGEND	10	63.4	0:08.40	2:07.96 [4]	1:59.56 [2]	1:47.93 [5]	1:36.01 [4]	1:24.04 [5]	1:12.37 [5]	1:00.74 [5]	0:37.21	-7
		Sean Cormack		2000m	Overall	(0:08.40)	(0:11.63)	(0:11.92)	(0:11.97)	(0:11.67)	(0:11.63)	(0:11.86)		
5	11	ARMOUR FORCE	15	63.9	0:08.82	2:08.24 [5]	1:59.42 [13]	1:47.32 [13]	1:35.06 [14]	1:23.16 [14]	1:11.70 [13]	1:00.25 [13]	0:37.23	-6
		Jason Taylor		1400m	Overall	(0:08.82)	(0:12.10)	(0:12.26)	(0:11.90)	(0:11.46)	(0:11.45)	(0:11.52)		
6	9	SOLAR APEX	19	64.5	0:09.14	2:08.38 [6]	1:59.24 [14]	1:47.36 [14]	1:35.40 [13]	1:23.32 [13]	1:11.74 [14]	1:00.29 [14]	0:37.03	-17
		Jackson Murphy		1400m	Overall	(0:09.14)	(0:11.88)	(0:11.96)	(0:12.08)	(0:11.58)	(0:11.45)	(0:11.57)		
7	3	THIRD REALM	3	63.1	0:08.44	2:08.43 [7]	1:59.99 [4]	1:48.23 [6]	1:36.18 [8]	1:24.24 [7]	1:12.54 [8]	1:00.92 [9]	0:37.39	-16
		Leah Martyn		1400m	Overall	(0:08.44)	(0:11.76)	(0:12.05)	(0:11.94)	(0:11.70)	(0:11.62)	(0:11.85)		
8	13	STADIUM OF LIGHT	5	65.4	0:08.73	2:08.45 [8]	1:59.72 [11]	1:48.46 [4]	1:36.50 [4]	1:24.48 [6]	1:12.77 [6]	1:01.18 [6]	0:37.60	-17
		Chris Meehan		2000m	Overall	(0:08.73)	(0:11.26)	(0:11.96)	(0:12.02)	(0:11.71)	(0:11.59)	(0:11.89)		
9	10	ACCLIMATISE	13	65.2	0:08.49	2:08.58 [9]	2:00.09 [5]	1:48.85 [1]	1:37.15 [1]	1:25.24 [1]	1:13.59 [1]	1:02.13 [2]	0:38.31	-10
		Adam Sewell		1800m	Overall	(0:08.49)	(0:11.24)	(0:11.70)	(0:11.91)	(0:11.65)	(0:11.46)	(0:11.68)		
10	12	CONVENER	1	64.0	0:08.69	2:08.82 [10]	2:00.13 [9]	1:48.35 [10]	1:36.24 [10]	1:24.34 [9]	1:12.68 [11]	1:01.13 [11]	0:37.94	-6
		Les Tilley		800m	Overall	(0:08.69)	(0:11.78)	(0:12.11)	(0:11.90)	(0:11.66)	(0:11.55)	(0:11.72)		

Scratched: Olympic Korchnoi (#18), Fortified (#17), The Driller (#19), Perovic (#15), Lucky Exchange (#16)



Ladbroke's Cannon Park Professional
Race 7: RED BERET HOTEL CAIRNS CUP - 2100m
23 August 2025 - 16:54



Track Rating: Good 4, Weather: Fine, Rail Position: True

Section Field Times						Overall	2000m	1800m	1600m	1400m	1200m	1000m	Last 600m		
						2:07.57 (0:08.30)	1:59.27 (0:11.43)	1:47.84 (0:11.70)	1:36.14 (0:11.91)	1:24.23 (0:11.65)	1:12.58 (0:11.44)	1:01.14 (0:11.56)	0:37.37		
Rank	TAB	Horse/Jockey	Barrier	Top Speed [km/h]	Fastest Section										Distance Travelled [m]
11	5	ALCYONE	12	64.3	0:08.30	2:09.24 [11]	2:00.94 [1]	1:49.47 [2]	1:37.64 [2]	1:25.56 [3]	1:13.89 [4]	1:02.34 [3]	0:38.70	-16	
		Lacey Morrison		2000m	Overall	(0:08.30)	(0:11.47)	(0:11.83)	(0:12.08)	(0:11.67)	(0:11.55)	(0:11.86)			
12	2	MR MAESTRO	6	64.4	0:08.49	2:09.97 [12]	2:01.48 [5]	1:49.70 [8]	1:37.73 [7]	1:25.76 [8]	1:14.14 [7]	1:02.58 [7]	0:39.00	-12	
		Ryan Wiggins		1800m	Overall	(0:08.49)	(0:11.78)	(0:11.97)	(0:11.97)	(0:11.62)	(0:11.56)	(0:11.79)			
13	1	LOGAN STREET LION	16	64.9	0:08.40	2:10.00 [13]	2:01.60 [3]	1:50.15 [3]	1:38.08 [3]	1:26.37 [2]	1:14.74 [3]	1:03.03 [4]	0:39.45	+0	
		Aidan Holt		1600m	Overall	(0:08.40)	(0:11.45)	(0:12.07)	(0:11.71)	(0:11.63)	(0:11.71)	(0:11.83)			
14	14	VINCENZO	7	64.6	0:08.51	2:12.11 [14]	2:03.60 [7]	1:51.90 [7]	1:39.89 [6]	1:28.28 [4]	1:16.90 [2]	1:05.68 [1]	0:41.91	-8	
		Ty Wheeler		1400m	Overall	(0:08.51)	(0:11.70)	(0:12.01)	(0:11.61)	(0:11.38)	(0:11.22)	(0:11.56)			

Scratched: Olympic Korchnoi (#18), Fortified (#17), The Driller (#19), Perovic (#15), Lucky Exchange (#16)



Ladbroke's Cannon Park Professional
Race 7: RED BERET HOTEL CAIRNS CUP - 2100m
23 August 2025 - 16:54



Track Rating: Good 4, Weather: Fine, Rail Position: True

Section						800m	600m	400m	200m	Last 600m		
Field Times						0:49.58 (0:12.21)	0:37.37 (0:12.20)	0:25.17 (0:12.37)	0:12.80 (0:12.80)	0:37.37		
Rank	TAB	Horse/Jockey	Barrier	Top Speed [km/h]	Fastest Section						Margin	Distance Travelled [m]
1	4	ROGUE BEAR	8	64.7	0:08.71	0:48.42 [7]	0:37.02 [6]	0:25.01 [2]	0:12.80 [1]	2:07.57	0:37.02	
		Justin Huxtable		1000m	Overall	(0:11.40)	(0:12.01)	(0:12.21)	(0:12.80)			
2	6	KIPLING'S JOURNEY	17	64.2	0:08.78	0:48.80 [5]	0:37.31 [3]	0:25.22 [1]	0:12.74 [2]	0.28L	0:37.31	-5
		McKenzie Apel		1400m	Overall	(0:11.49)	(0:12.09)	(0:12.48)	(0:12.74)			
3	7	SIR GRACE	11	64.0	0:08.57	0:48.69 [10]	0:37.01 [9]	0:25.08 [5]	0:12.59 [3]	1.83L	0:37.01	-1
		Nathan Thomas		600m	Overall	(0:11.68)	(0:11.93)	(0:12.49)	(0:12.59)			
4	8	SMART LEGEND	10	63.4	0:08.40	0:48.88 [6]	0:37.21 [7]	0:25.07 [6]	0:12.60 [5]	2.26L	0:37.21	-7
		Sean Cormack		2000m	Overall	(0:11.67)	(0:12.14)	(0:12.47)	(0:12.60)			
5	11	ARMOUR FORCE	15	63.9	0:08.82	0:48.73 [13]	0:37.23 [12]	0:25.20 [11]	0:12.81 [6]	3.91L	0:37.23	-6
		Jason Taylor		1400m	Overall	(0:11.50)	(0:12.03)	(0:12.39)	(0:12.81)			
6	9	SOLAR APEX	19	64.5	0:09.14	0:48.72 [14]	0:37.03 [14]	0:24.88 [14]	0:12.61 [11]	4.72L	0:37.03	-17
		Jackson Murphy		1400m	Overall	(0:11.69)	(0:12.15)	(0:12.27)	(0:12.61)			
7	3	THIRD REALM	3	63.1	0:08.44	0:49.07 [11]	0:37.39 [13]	0:25.25 [13]	0:12.70 [10]	5.06L	0:37.39	-16
		Leah Martyn		1400m	Overall	(0:11.68)	(0:12.14)	(0:12.55)	(0:12.70)			
8	13	STADIUM OF LIGHT	5	65.4	0:08.73	0:49.29 [8]	0:37.60 [8]	0:25.50 [8]	0:12.87 [8]	5.16L	0:37.60	-17
		Chris Meehan		2000m	Overall	(0:11.69)	(0:12.10)	(0:12.63)	(0:12.87)			
9	10	ACCLIMATISE	13	65.2	0:08.49	0:50.45 [2]	0:38.31 [2]	0:26.01 [3]	0:13.22 [4]	5.93L	0:38.31	-10
		Adam Sewell		1800m	Overall	(0:12.14)	(0:12.30)	(0:12.79)	(0:13.22)			
10	12	CONVENER	1	64.0	0:08.69	0:49.41 [12]	0:37.94 [10]	0:25.76 [12]	0:13.11 [9]	7.35L	0:37.94	-6
		Les Tilley		800m	Overall	(0:11.47)	(0:12.18)	(0:12.65)	(0:13.11)			

Scratched: Olympic Korchnoi (#18), Fortified (#17), The Driller (#19), Perovic (#15), Lucky Exchange (#16)



Ladbroke's Cannon Park Professional
Race 7: RED BERET HOTEL CAIRNS CUP - 2100m
23 August 2025 - 16:54



Track Rating: Good 4, Weather: Fine, Rail Position: True

Section					800m	600m	400m	200m	Last 600m			
Field Times					0:49.58 (0:12.21)	0:37.37 (0:12.20)	0:25.17 (0:12.37)	0:12.80 (0:12.80)	0:37.37			
Rank	TAB	Horse/Jockey	Barrier	Top Speed [km/h]	Fastest Section					Margin	Distance Travelled [m]	
11	5	ALCYONE	12	64.3	0:08.30	0:50.48 [3]	0:38.70 [4]	0:26.52 [4]	0:13.79 [7]	9.79L	0:38.70	-16
		Lacey Morrison		2000m	Overall	(0:11.78)	(0:12.18)	(0:12.73)	(0:13.79)			
12	2	MR MAESTRO	6	64.4	0:08.49	0:50.79 [9]	0:39.00 [11]	0:26.97 [9]	0:13.96 [12]	14.09L	0:39.00	-12
		Ryan Wiggins		1800m	Overall	(0:11.79)	(0:12.03)	(0:13.01)	(0:13.96)			
13	1	LOGAN STREET LION	16	64.9	0:08.40	0:51.20 [4]	0:39.45 [5]	0:26.97 [10]	0:13.89 [13]	14.24L	0:39.45	+0
		Aidan Holt		1600m	Overall	(0:11.75)	(0:12.48)	(0:13.08)	(0:13.89)			
14	14	VINCENZO	7	64.6	0:08.51	0:54.12 [1]	0:41.91 [1]	0:29.20 [7]	0:15.56 [14]	26.67L	0:41.91	-8
		Ty Wheeler		1400m	Overall	(0:12.21)	(0:12.71)	(0:13.64)	(0:15.56)			

Scratched: Olympic Korchnoi (#18), Fortified (#17), The Driller (#19), Perovic (#15), Lucky Exchange (#16)



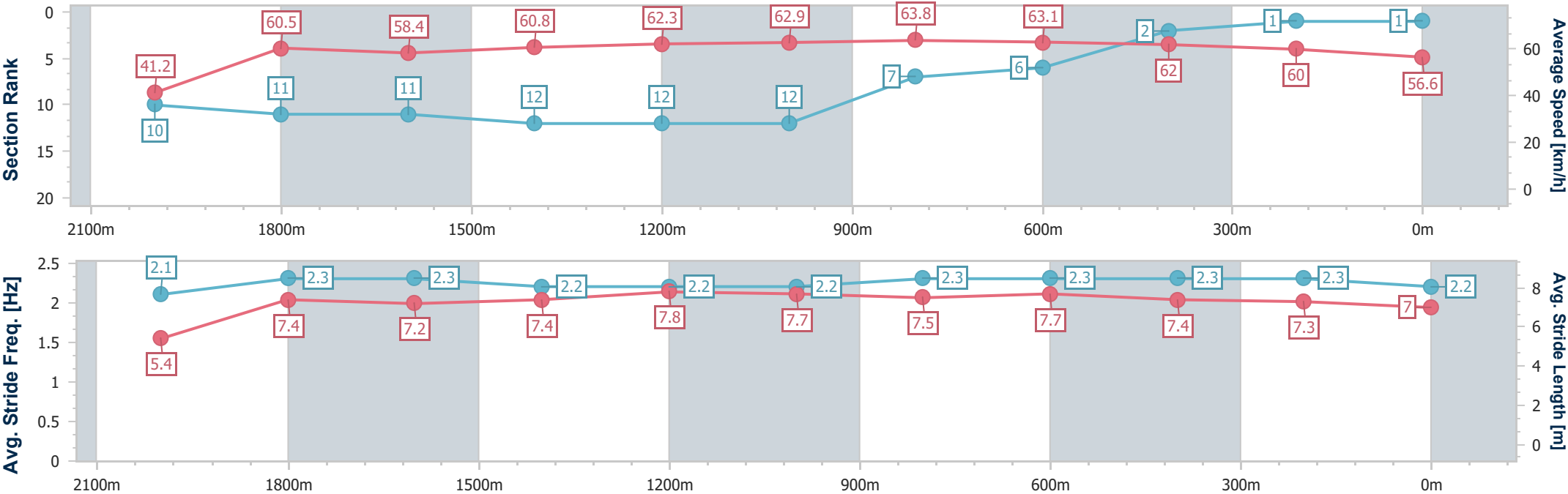
Horse/Jockey Name	Rogue Bear
Final Rank	1
Fastest Section Time (Section)	0:08.71 (Overall)
Top Speed [km/h] (Section)	64.7 (1000m)
Race State	Finished



Ladbrokes Cannon ParkProfessional
Race 7: RED BERET HOTEL CAIRNS CUP - 2100m
23 August 2025 - 16:54
Track Rating: Good 4, Weather: Fine, Rail Position: True



Section	Overall	2000m	1800m	1600m	1400m	1200m	1000m	800m	600m	400m	200m		
Section Times	2:07.57 [1] (0:08.71)	1:58.86 [10] (0:11.93)	1:46.93 [11] (0:12.30)	1:34.63 [11] (0:11.76)	1:22.87 [12] (0:11.54)	1:11.33 [12] (0:11.45)	0:59.88 [12] (0:11.46)	0:48.42 [7] (0:11.40)	0:37.02 [6] (0:12.01)	0:25.01 [2] (0:12.21)	0:12.80 [1] (0:12.80)		
Average Speed [km/h]	41.2	60.5	58.4	60.8	62.3	62.9	63.8	63.1	62.0	60.0	56.6		
Top Speed [km/h]	57.0	61.8	62.3	62.5	63.8	63.6	64.7	64.4	63.8	61.1	58.1		
Avg. Dist. to Rail [m]	5.8	2.6	0.9	1.7	1.2	0.7	3.0	5.2	5.5	7.4	6.4		
Avg. Stride Freq. [Hz]	2.1	2.3	2.3	2.2	2.2	2.2	2.3	2.3	2.3	2.3	2.2		
Avg. Stride Length [m]	5.4	7.4	7.2	7.4	7.8	7.7	7.5	7.7	7.4	7.3	7.0		



[] Ranking at each section and finish
-.-.- No data available at this section
NA No data available



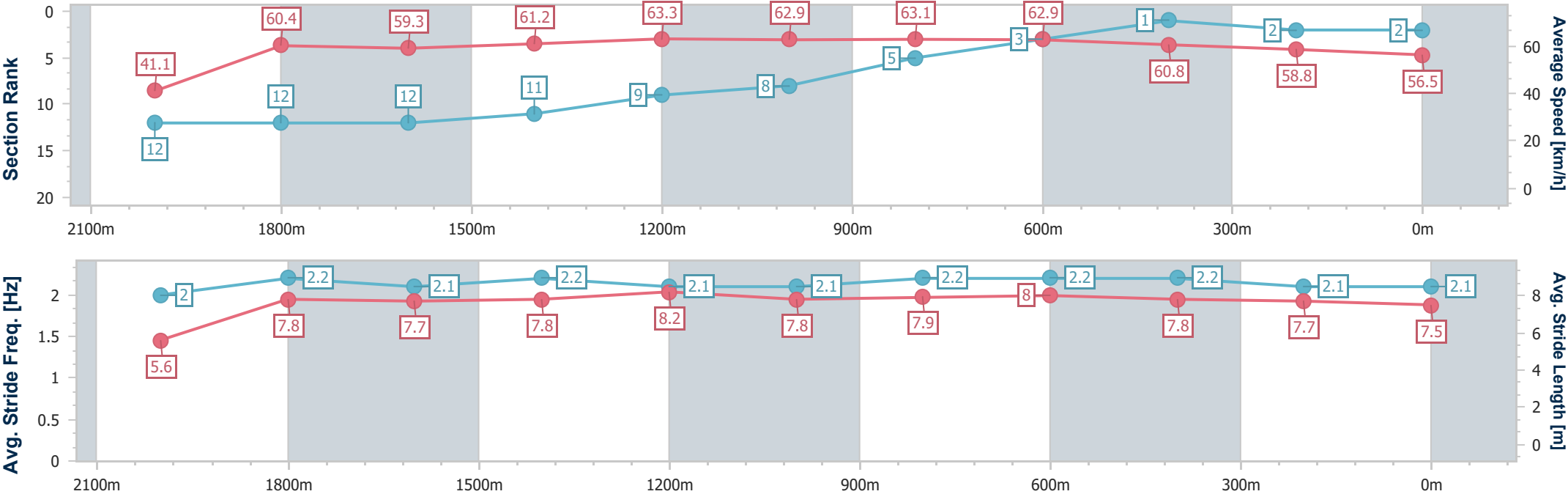
Horse/Jockey Name	Kipling's Journey
Final Rank	2
Fastest Section Time (Section)	0:08.78 (Overall)
Top Speed [km/h] (Section)	64.2 (1400m)
Race State	Finished



Ladbrokes Cannon ParkProfessional
Race 7: RED BERET HOTEL CAIRNS CUP - 2100m
23 August 2025 - 16:54
Track Rating: Good 4, Weather: Fine, Rail Position: True



Section	Overall	2000m	1800m	1600m	1400m	1200m	1000m	800m	600m	400m	200m		
Section Times	2:07.62 [2] (0:08.78)	1:58.84 [12] (0:11.89)	1:46.95 [12] (0:12.29)	1:34.66 [12] (0:11.73)	1:22.93 [11] (0:11.34)	1:11.59 [9] (0:11.38)	1:00.21 [8] (0:11.41)	0:48.80 [5] (0:11.49)	0:37.31 [3] (0:12.09)	0:25.22 [1] (0:12.48)	0:12.74 [2] (0:12.74)		
Average Speed [km/h]	41.1	60.4	59.3	61.2	63.3	62.9	63.1	62.9	60.8	58.8	56.5		
Top Speed [km/h]	57.9	61.3	61.5	62.2	64.2	63.8	63.8	63.2	62.2	59.3	58.1		
Avg. Dist. to Rail [m]	10.9	4.2	1.4	0.4	1.3	1.4	1.5	3.2	3.6	7.5	7.5		
Avg. Stride Freq. [Hz]	2.0	2.2	2.1	2.2	2.1	2.1	2.2	2.2	2.2	2.1	2.1		
Avg. Stride Length [m]	5.6	7.8	7.7	7.8	8.2	7.8	7.9	8.0	7.8	7.7	7.5		





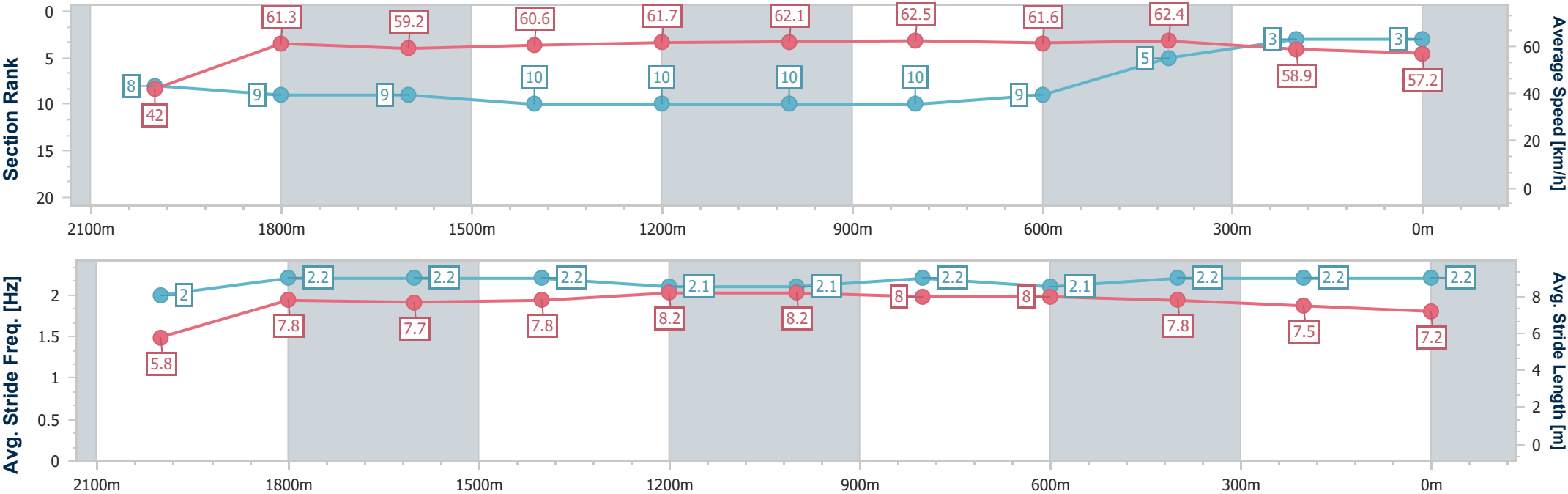
Horse/Jockey Name	Sir Grace
Final Rank	3
Fastest Section Time (Section)	0:08.57 (Overall)
Top Speed [km/h] (Section)	64.0 (600m)
Race State	Finished



Ladbrokes Cannon ParkProfessional
Race 7: RED BERET HOTEL CAIRNS CUP - 2100m
23 August 2025 - 16:54
Track Rating: Good 4, Weather: Fine, Rail Position: True



Section	Overall	2000m	1800m	1600m	1400m	1200m	1000m	800m	600m	400m	200m		
Section Times	2:07.89 [3] (0:08.57)	1:59.32 [8] (0:11.76)	1:47.56 [9] (0:12.25)	1:35.31 [9] (0:11.90)	1:23.41 [10] (0:11.61)	1:11.80 [10] (0:11.55)	1:00.25 [10] (0:11.56)	0:48.69 [10] (0:11.68)	0:37.01 [9] (0:11.93)	0:25.08 [5] (0:12.49)	0:12.59 [3] (0:12.59)		
Average Speed [km/h]	42.0	61.3	59.2	60.6	61.7	62.1	62.5	61.6	62.4	58.9	57.2		
Top Speed [km/h]	60.2	62.5	62.5	61.6	63.4	62.9	63.3	63.6	64.0	60.8	58.4		
Avg. Dist. to Rail [m]	6.0	2.1	1.1	0.4	0.8	1.4	1.3	3.1	4.7	8.6	9.8		
Avg. Stride Freq. [Hz]	2.0	2.2	2.2	2.2	2.1	2.1	2.2	2.1	2.2	2.2	2.2		
Avg. Stride Length [m]	5.8	7.8	7.7	7.8	8.2	8.2	8.0	8.0	7.8	7.5	7.2		





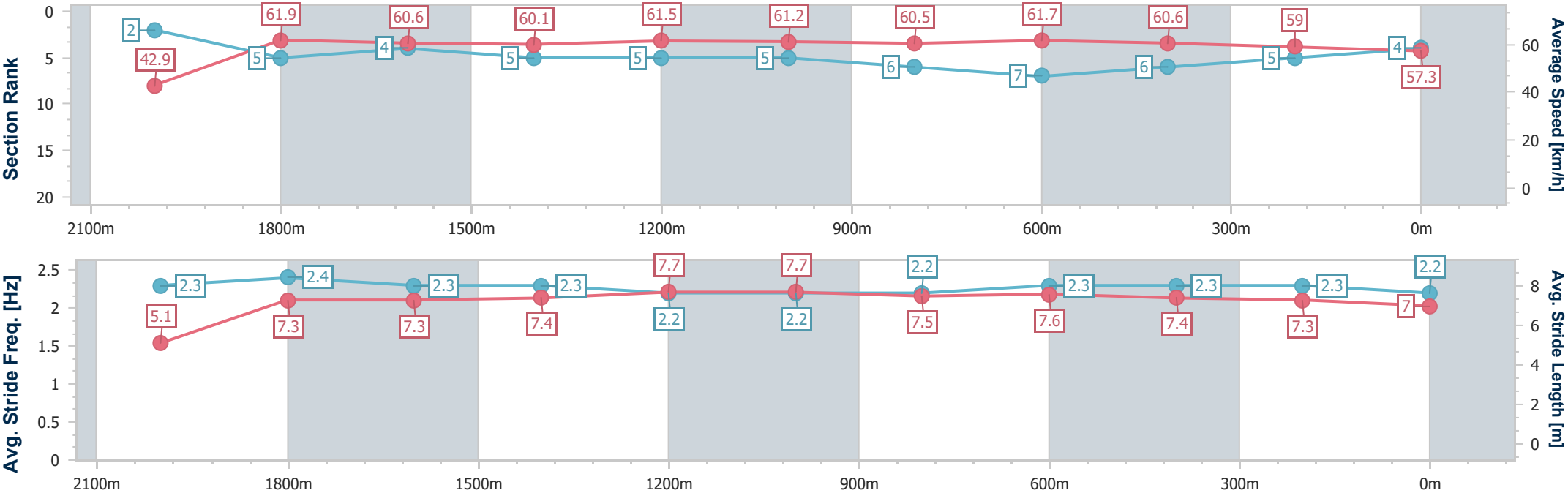
Horse/Jockey Name	Smart Legend
Final Rank	4
Fastest Section Time (Section)	0:08.40 (Overall)
Top Speed [km/h] (Section)	63.4 (2000m)
Race State	Finished



Ladbrokes Cannon ParkProfessional
Race 7: RED BERET HOTEL CAIRNS CUP - 2100m
23 August 2025 - 16:54
Track Rating: Good 4, Weather: Fine, Rail Position: True



Section	Overall	2000m	1800m	1600m	1400m	1200m	1000m	800m	600m	400m	200m		
Section Times	2:07.96 [4] (0:08.40)	1:59.56 [2] (0:11.63)	1:47.93 [5] (0:11.92)	1:36.01 [4] (0:11.97)	1:24.04 [5] (0:11.67)	1:12.37 [5] (0:11.63)	1:00.74 [5] (0:11.86)	0:48.88 [6] (0:11.67)	0:37.21 [7] (0:12.14)	0:25.07 [6] (0:12.47)	0:12.60 [5] (0:12.60)		
Average Speed [km/h]	42.9	61.9	60.6	60.1	61.5	61.2	60.5	61.7	60.6	59.0	57.3		
Top Speed [km/h]	60.7	63.4	62.8	60.9	62.5	62.1	61.7	62.4	62.2	59.4	58.6		
Avg. Dist. to Rail [m]	6.1	2.5	1.2	0.6	2.3	3.0	1.5	2.2	3.4	7.5	7.9		
Avg. Stride Freq. [Hz]	2.3	2.4	2.3	2.3	2.2	2.2	2.2	2.3	2.3	2.3	2.2		
Avg. Stride Length [m]	5.1	7.3	7.3	7.4	7.7	7.7	7.5	7.6	7.4	7.3	7.0		





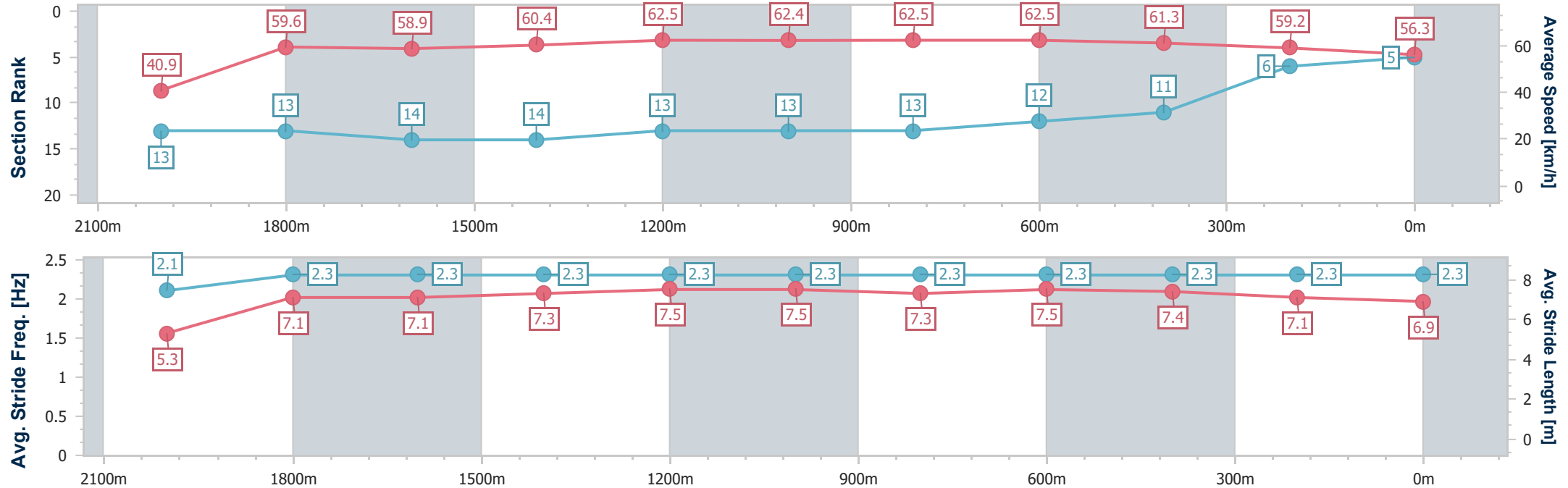
Horse/Jockey Name	Armour Force
Final Rank	5
Fastest Section Time (Section)	0:08.82 (Overall)
Top Speed [km/h] (Section)	63.9 (1400m)
Race State	Finished



Ladbrokes Cannon ParkProfessional
Race 7: RED BERET HOTEL CAIRNS CUP - 2100m
23 August 2025 - 16:54
Track Rating: Good 4, Weather: Fine, Rail Position: True



Section	Overall	2000m	1800m	1600m	1400m	1200m	1000m	800m	600m	400m	200m		
Section Times	2:08.24 [5] (0:08.82)	1:59.42 [13] (0:12.10)	1:47.32 [13] (0:12.26)	1:35.06 [14] (0:11.90)	1:23.16 [14] (0:11.46)	1:11.70 [13] (0:11.45)	1:00.25 [13] (0:11.52)	0:48.73 [13] (0:11.50)	0:37.23 [12] (0:12.03)	0:25.20 [11] (0:12.39)	0:12.81 [6] (0:12.81)		
Average Speed [km/h]	40.9	59.6	58.9	60.4	62.5	62.4	62.5	62.5	61.3	59.2	56.3		
Top Speed [km/h]	56.4	61.6	61.4	62.0	63.9	63.9	63.2	63.2	63.1	59.9	58.8		
Avg. Dist. to Rail [m]	8.3	2.6	1.1	0.6	1.8	2.0	1.1	4.2	4.4	7.8	11.7		
Avg. Stride Freq. [Hz]	2.1	2.3	2.3	2.3	2.3	2.3	2.3	2.3	2.3	2.3	2.3		
Avg. Stride Length [m]	5.3	7.1	7.1	7.3	7.5	7.5	7.3	7.5	7.4	7.1	6.9		





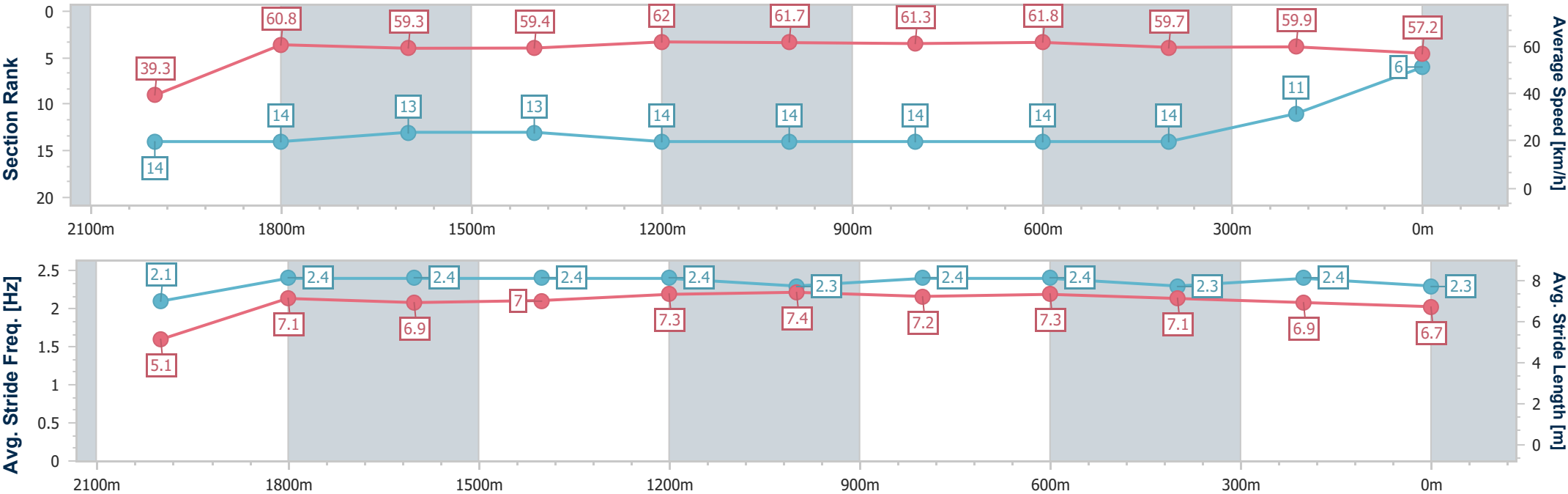
Horse/Jockey Name	Solar Apex
Final Rank	6
Fastest Section Time (Section)	0:09.14 (Overall)
Top Speed [km/h] (Section)	64.5 (1400m)
Race State	Finished



Ladbrokes Cannon ParkProfessional
Race 7: RED BERET HOTEL CAIRNS CUP - 2100m
23 August 2025 - 16:54
Track Rating: Good 4, Weather: Fine, Rail Position: True



Section	Overall	2000m	1800m	1600m	1400m	1200m	1000m	800m	600m	400m	200m		
Section Times	2:08.38 [6] (0:09.14)	1:59.24 [14] (0:11.88)	1:47.36 [14] (0:11.96)	1:35.40 [13] (0:12.08)	1:23.32 [13] (0:11.58)	1:11.74 [14] (0:11.45)	1:00.29 [14] (0:11.57)	0:48.72 [14] (0:11.69)	0:37.03 [14] (0:12.15)	0:24.88 [14] (0:12.27)	0:12.61 [11] (0:12.61)		
Average Speed [km/h]	39.3	60.8	59.3	59.4	62.0	61.7	61.3	61.8	59.7	59.9	57.2		
Top Speed [km/h]	58.7	61.6	61.4	61.3	64.5	64.0	63.2	62.9	61.7	60.3	59.2		
Avg. Dist. to Rail [m]	9.9	1.0	1.3	2.1	2.7	4.4	2.1	1.3	1.7	7.3	6.0		
Avg. Stride Freq. [Hz]	2.1	2.4	2.4	2.4	2.4	2.3	2.4	2.4	2.3	2.4	2.3		
Avg. Stride Length [m]	5.1	7.1	6.9	7.0	7.3	7.4	7.2	7.3	7.1	6.9	6.7		





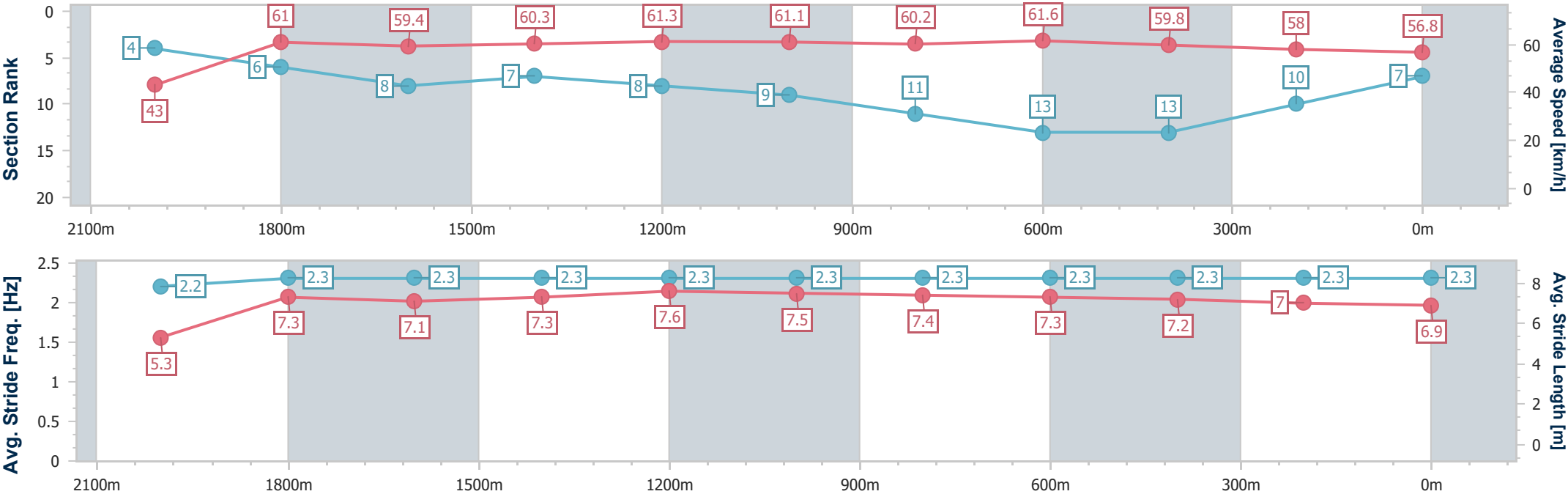
Horse/Jockey Name	Third Realm
Final Rank	7
Fastest Section Time (Section)	0:08.44 (Overall)
Top Speed [km/h] (Section)	63.1 (1400m)
Race State	Finished



Ladbrokes Cannon ParkProfessional
Race 7: RED BERET HOTEL CAIRNS CUP - 2100m
23 August 2025 - 16:54
Track Rating: Good 4, Weather: Fine, Rail Position: True



Section	Overall	2000m	1800m	1600m	1400m	1200m	1000m	800m	600m	400m	200m		
Section Times	2:08.43 [7] (0:08.44)	1:59.99 [4] (0:11.76)	1:48.23 [6] (0:12.05)	1:36.18 [8] (0:11.94)	1:24.24 [7] (0:11.70)	1:12.54 [8] (0:11.62)	1:00.92 [9] (0:11.85)	0:49.07 [11] (0:11.68)	0:37.39 [13] (0:12.14)	0:25.25 [13] (0:12.55)	0:12.70 [10] (0:12.70)		
Average Speed [km/h]	43.0	61.0	59.4	60.3	61.3	61.1	60.2	61.6	59.8	58.0	56.8		
Top Speed [km/h]	59.9	62.2	62.9	62.1	63.1	62.5	61.8	63.0	62.6	59.0	58.7		
Avg. Dist. to Rail [m]	1.5	1.0	1.2	1.1	2.1	4.1	1.4	0.6	1.7	4.2	4.9		
Avg. Stride Freq. [Hz]	2.2	2.3	2.3	2.3	2.3	2.3	2.3	2.3	2.3	2.3	2.3		
Avg. Stride Length [m]	5.3	7.3	7.1	7.3	7.6	7.5	7.4	7.3	7.2	7.0	6.9		





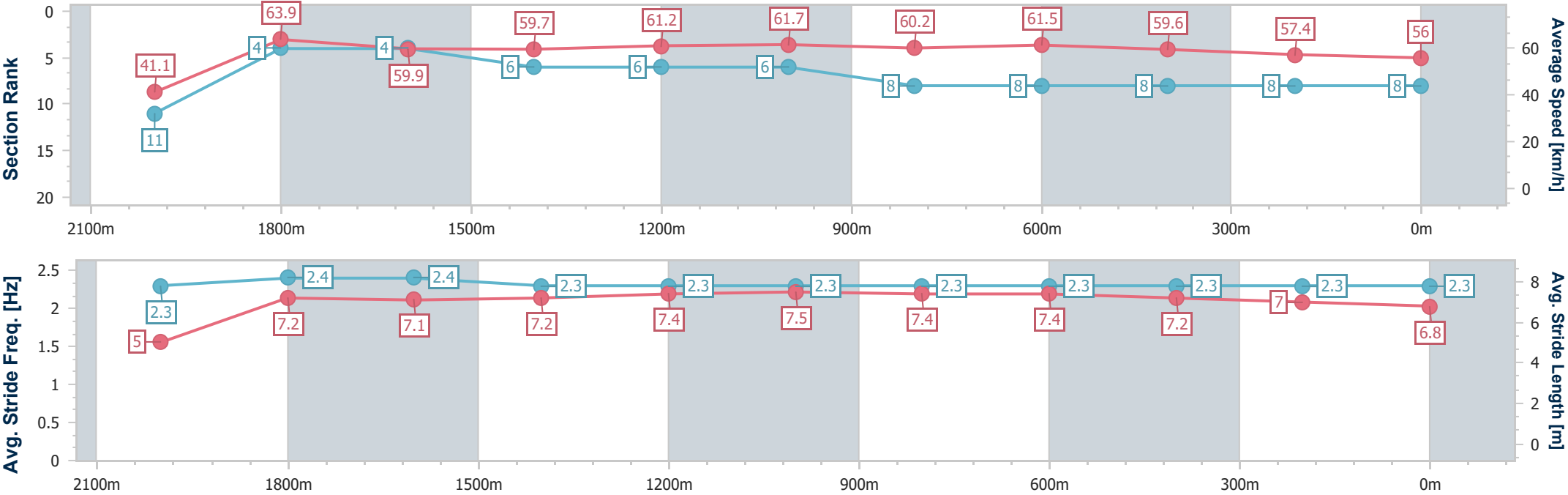
Horse/Jockey Name	Stadium Of Light
Final Rank	8
Fastest Section Time (Section)	0:08.73 (Overall)
Top Speed [km/h] (Section)	65.4 (2000m)
Race State	Finished



Ladbrokes Cannon ParkProfessional
Race 7: RED BERET HOTEL CAIRNS CUP - 2100m
23 August 2025 - 16:54
Track Rating: Good 4, Weather: Fine, Rail Position: True



Section	Overall	2000m	1800m	1600m	1400m	1200m	1000m	800m	600m	400m	200m		
Section Times	2:08.45 [8] (0:08.73)	1:59.72 [11] (0:11.26)	1:48.46 [4] (0:11.96)	1:36.50 [4] (0:12.02)	1:24.48 [6] (0:11.71)	1:12.77 [6] (0:11.59)	1:01.18 [6] (0:11.89)	0:49.29 [8] (0:11.69)	0:37.60 [8] (0:12.10)	0:25.50 [8] (0:12.63)	0:12.87 [8] (0:12.87)		
Average Speed [km/h]	41.1	63.9	59.9	59.7	61.2	61.7	60.2	61.5	59.6	57.4	56.0		
Top Speed [km/h]	62.6	65.4	62.4	61.2	62.7	62.3	61.4	62.5	62.7	57.9	57.3		
Avg. Dist. to Rail [m]	4.0	1.7	1.0	1.7	2.5	2.3	1.1	0.5	0.8	1.4	0.5		
Avg. Stride Freq. [Hz]	2.3	2.4	2.4	2.3	2.3	2.3	2.3	2.3	2.3	2.3	2.3		
Avg. Stride Length [m]	5.0	7.2	7.1	7.2	7.4	7.5	7.4	7.4	7.2	7.0	6.8		



[] Ranking at each section and finish
-.-.- No data available at this section
NA No data available



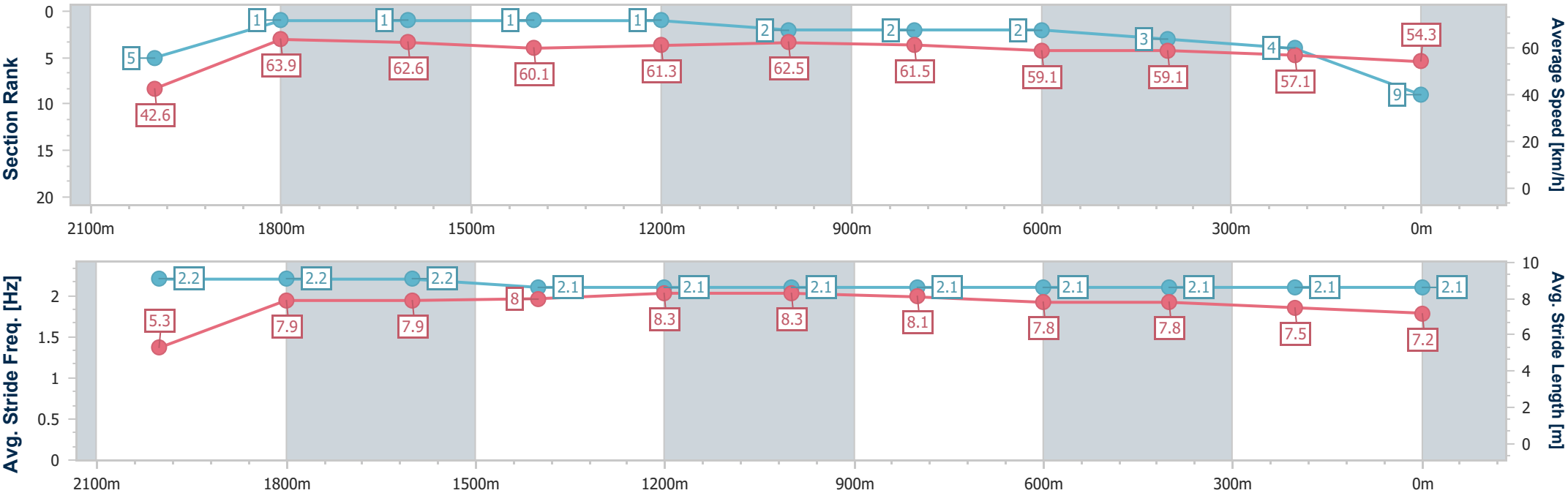
Horse/Jockey Name	Acclimatise
Final Rank	9
Fastest Section Time (Section)	0:08.49 (Overall)
Top Speed [km/h] (Section)	65.2 (1800m)
Race State	Finished



Ladbrokes Cannon ParkProfessional
Race 7: RED BERET HOTEL CAIRNS CUP - 2100m
23 August 2025 - 16:54
Track Rating: Good 4, Weather: Fine, Rail Position: True



Section	Overall	2000m	1800m	1600m	1400m	1200m	1000m	800m	600m	400m	200m		
Section Times	2:08.58 [9] (0:08.49)	2:00.09 [5] (0:11.24)	1:48.85 [1] (0:11.70)	1:37.15 [1] (0:11.91)	1:25.24 [1] (0:11.65)	1:13.59 [1] (0:11.46)	1:02.13 [2] (0:11.68)	0:50.45 [2] (0:12.14)	0:38.31 [2] (0:12.30)	0:26.01 [3] (0:12.79)	0:13.22 [4] (0:13.22)		
Average Speed [km/h]	42.6	63.9	62.6	60.1	61.3	62.5	61.5	59.1	59.1	57.1	54.3		
Top Speed [km/h]	61.8	65.1	65.2	63.1	62.8	63.4	63.7	62.6	60.3	59.4	55.6		
Avg. Dist. to Rail [m]	7.5	3.2	2.1	1.5	2.4	2.1	0.8	0.6	1.9	5.2	4.8		
Avg. Stride Freq. [Hz]	2.2	2.2	2.2	2.1	2.1	2.1	2.1	2.1	2.1	2.1	2.1		
Avg. Stride Length [m]	5.3	7.9	7.9	8.0	8.3	8.3	8.1	7.8	7.8	7.5	7.2		





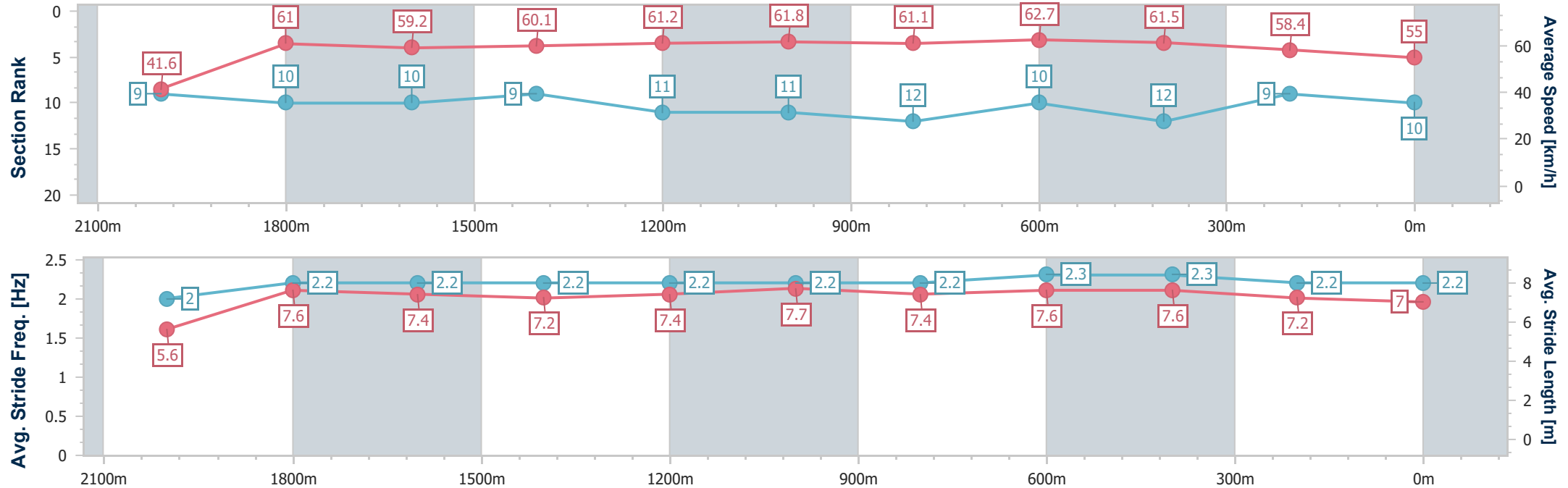
Horse/Jockey Name	Convener
Final Rank	10
Fastest Section Time (Section)	0:08.69 (Overall)
Top Speed [km/h] (Section)	64.0 (800m)
Race State	Finished



Ladbrokes Cannon ParkProfessional
Race 7: RED BERET HOTEL CAIRNS CUP - 2100m
23 August 2025 - 16:54
Track Rating: Good 4, Weather: Fine, Rail Position: True



Section	Overall	2000m	1800m	1600m	1400m	1200m	1000m	800m	600m	400m	200m		
Section Times	2:08.82 [10] (0:08.69)	2:00.13 [9] (0:11.78)	1:48.35 [10] (0:12.11)	1:36.24 [10] (0:11.90)	1:24.34 [9] (0:11.66)	1:12.68 [11] (0:11.55)	1:01.13 [11] (0:11.72)	0:49.41 [12] (0:11.47)	0:37.94 [10] (0:12.18)	0:25.76 [12] (0:12.65)	0:13.11 [9] (0:13.11)		
Average Speed [km/h]	41.6	61.0	59.2	60.1	61.2	61.8	61.1	62.7	61.5	58.4	55.0		
Top Speed [km/h]	59.6	61.8	62.0	61.3	63.1	62.5	62.4	64.0	63.1	59.1	57.3		
Avg. Dist. to Rail [m]	1.0	0.9	1.5	2.9	4.0	3.2	1.4	4.6	5.8	9.8	10.8		
Avg. Stride Freq. [Hz]	2.0	2.2	2.2	2.2	2.2	2.2	2.2	2.3	2.3	2.2	2.2		
Avg. Stride Length [m]	5.6	7.6	7.4	7.2	7.4	7.7	7.4	7.6	7.6	7.2	7.0		





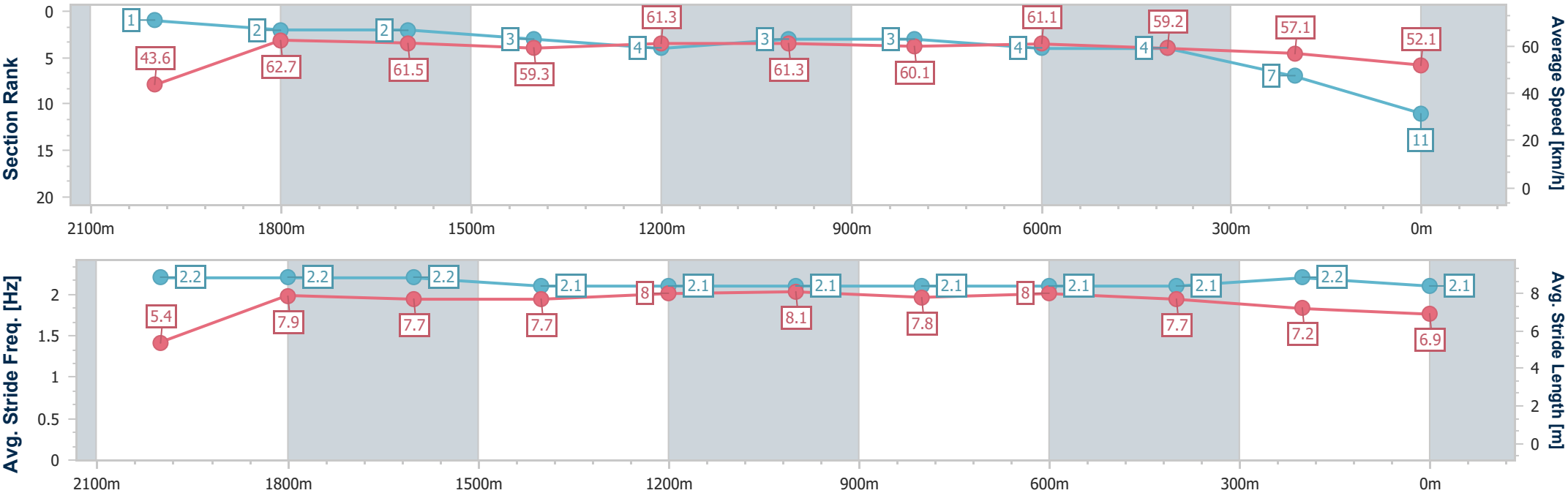
Horse/Jockey Name	Alcyone
Final Rank	11
Fastest Section Time (Section)	0:08.30 (Overall)
Top Speed [km/h] (Section)	64.3 (2000m)
Race State	Finished



Ladbrokes Cannon ParkProfessional
Race 7: RED BERET HOTEL CAIRNS CUP - 2100m
23 August 2025 - 16:54
Track Rating: Good 4, Weather: Fine, Rail Position: True



Section	Overall	2000m	1800m	1600m	1400m	1200m	1000m	800m	600m	400m	200m		
Section Times	2:09.24 [11] (0:08.30)	2:00.94 [1] (0:11.47)	1:49.47 [2] (0:11.83)	1:37.64 [2] (0:12.08)	1:25.56 [3] (0:11.67)	1:13.89 [4] (0:11.55)	1:02.34 [3] (0:11.86)	0:50.48 [3] (0:11.78)	0:38.70 [4] (0:12.18)	0:26.52 [4] (0:12.73)	0:13.79 [7] (0:13.79)		
Average Speed [km/h]	43.6	62.7	61.5	59.3	61.3	61.3	60.1	61.1	59.2	57.1	52.1		
Top Speed [km/h]	60.4	64.3	64.2	60.8	62.8	62.5	61.0	62.6	60.7	59.5	54.9		
Avg. Dist. to Rail [m]	7.6	2.4	1.6	1.4	3.5	4.9	1.7	0.8	1.6	3.5	2.6		
Avg. Stride Freq. [Hz]	2.2	2.2	2.2	2.1	2.1	2.1	2.1	2.1	2.1	2.2	2.1		
Avg. Stride Length [m]	5.4	7.9	7.7	7.7	8.0	8.1	7.8	8.0	7.7	7.2	6.9		





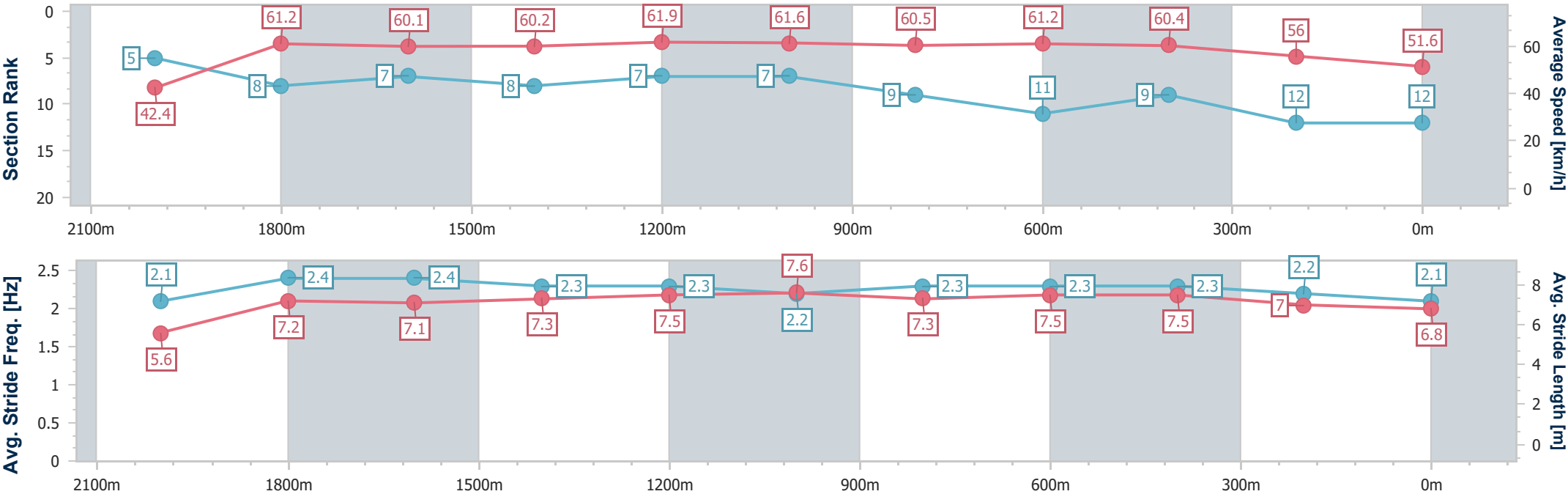
Horse/Jockey Name	Mr Maestro
Final Rank	12
Fastest Section Time (Section)	0:08.49 (Overall)
Top Speed [km/h] (Section)	64.4 (1800m)
Race State	Finished



Ladbrokes Cannon ParkProfessional
Race 7: RED BERET HOTEL CAIRNS CUP - 2100m
23 August 2025 - 16:54
Track Rating: Good 4, Weather: Fine, Rail Position: True



Section	Overall	2000m	1800m	1600m	1400m	1200m	1000m	800m	600m	400m	200m		
Section Times	2:09.97 [12] (0:08.49)	2:01.48 [5] (0:11.78)	1:49.70 [8] (0:11.97)	1:37.73 [7] (0:11.97)	1:25.76 [8] (0:11.62)	1:14.14 [7] (0:11.56)	1:02.58 [7] (0:11.79)	0:50.79 [9] (0:11.79)	0:39.00 [11] (0:12.03)	0:26.97 [9] (0:13.01)	0:13.96 [12] (0:13.96)		
Average Speed [km/h]	42.4	61.2	60.1	60.2	61.9	61.6	60.5	61.2	60.4	56.0	51.6		
Top Speed [km/h]	58.7	62.7	64.4	61.5	62.7	62.7	61.4	62.0	61.6	57.7	56.2		
Avg. Dist. to Rail [m]	3.1	1.2	0.4	0.4	1.6	2.6	1.2	0.6	1.4	5.7	6.4		
Avg. Stride Freq. [Hz]	2.1	2.4	2.4	2.3	2.3	2.2	2.3	2.3	2.3	2.2	2.1		
Avg. Stride Length [m]	5.6	7.2	7.1	7.3	7.5	7.6	7.3	7.5	7.5	7.0	6.8		



[] Ranking at each section and finish
-.-.- No data available at this section
NA No data available



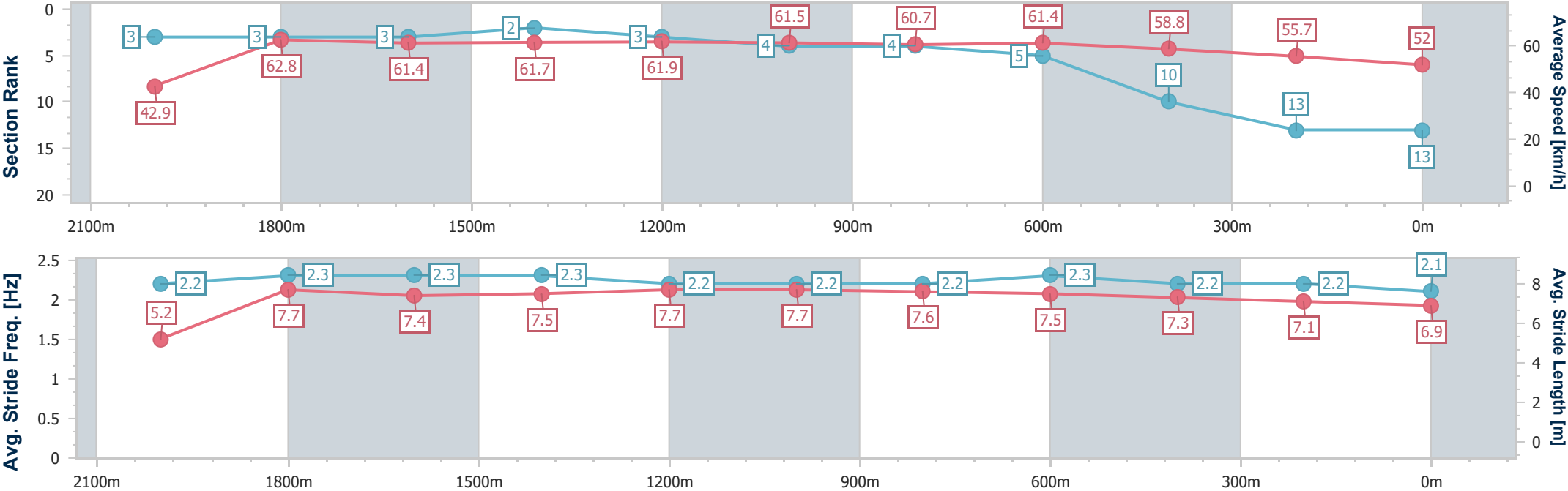
Horse/Jockey Name	Logan Street Lion
Final Rank	13
Fastest Section Time (Section)	0:08.40 (Overall)
Top Speed [km/h] (Section)	64.9 (1600m)
Race State	Finished



Ladbrokes Cannon ParkProfessional
Race 7: RED BERET HOTEL CAIRNS CUP - 2100m
23 August 2025 - 16:54
Track Rating: Good 4, Weather: Fine, Rail Position: True



Section	Overall	2000m	1800m	1600m	1400m	1200m	1000m	800m	600m	400m	200m		
Section Times	2:10.00 [13] (0:08.40)	2:01.60 [3] (0:11.45)	1:50.15 [3] (0:12.07)	1:38.08 [3] (0:11.71)	1:26.37 [2] (0:11.63)	1:14.74 [3] (0:11.71)	1:03.03 [4] (0:11.83)	0:51.20 [4] (0:11.75)	0:39.45 [5] (0:12.48)	0:26.97 [10] (0:13.08)	0:13.89 [13] (0:13.89)		
Average Speed [km/h]	42.9	62.8	61.4	61.7	61.9	61.5	60.7	61.4	58.8	55.7	52.0		
Top Speed [km/h]	61.1	63.9	64.0	64.9	63.6	62.3	61.5	62.6	61.2	56.5	54.5		
Avg. Dist. to Rail [m]	10.3	6.4	3.3	1.7	0.3	0.3	0.8	1.7	3.2	4.5	4.2		
Avg. Stride Freq. [Hz]	2.2	2.3	2.3	2.3	2.2	2.2	2.2	2.3	2.2	2.2	2.1		
Avg. Stride Length [m]	5.2	7.7	7.4	7.5	7.7	7.7	7.6	7.5	7.3	7.1	6.9		



[] Ranking at each section and finish
- - - - No data available at this section
NA No data available



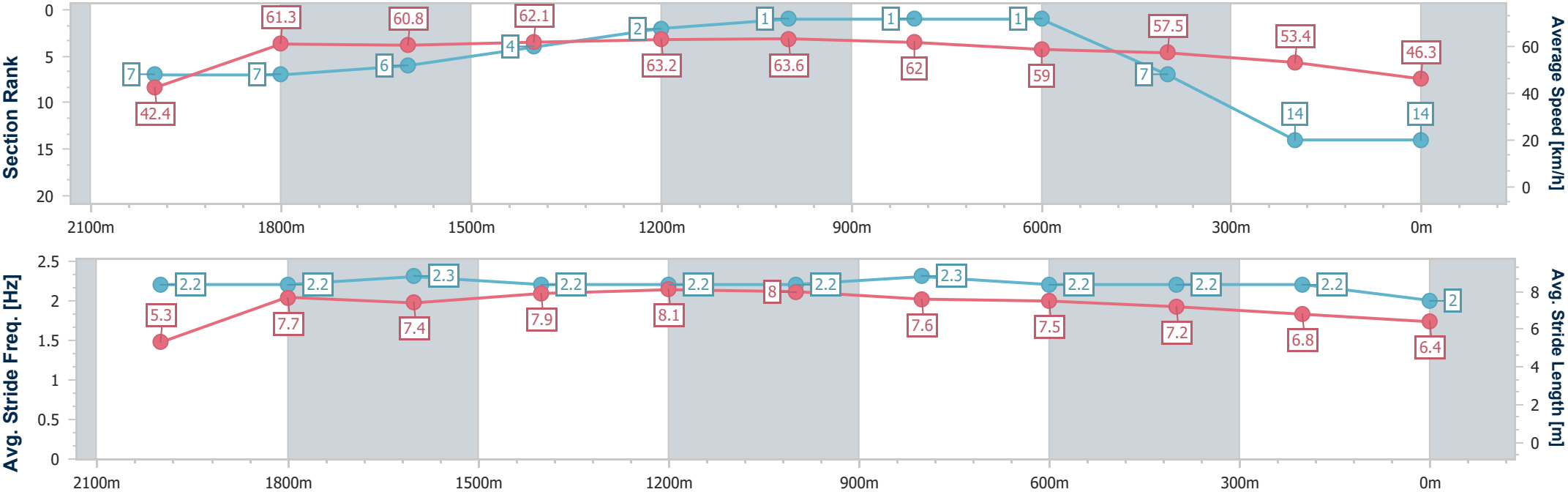
Horse/Jockey Name	Vincenzo
Final Rank	14
Fastest Section Time (Section)	0:08.51 (Overall)
Top Speed [km/h] (Section)	64.6 (1400m)
Race State	Finished



Ladbrokes Cannon ParkProfessional
Race 7: RED BERET HOTEL CAIRNS CUP - 2100m
23 August 2025 - 16:54
Track Rating: Good 4, Weather: Fine, Rail Position: True



Section	Overall	2000m	1800m	1600m	1400m	1200m	1000m	800m	600m	400m	200m		
Section Times	2:12.11 [14] (0:08.51)	2:03.60 [7] (0:11.70)	1:51.90 [7] (0:12.01)	1:39.89 [6] (0:11.61)	1:28.28 [4] (0:11.38)	1:16.90 [2] (0:11.22)	1:05.68 [1] (0:11.56)	0:54.12 [1] (0:12.21)	0:41.91 [1] (0:12.71)	0:29.20 [7] (0:13.64)	0:15.56 [14] (0:15.56)		
Average Speed [km/h]	42.4	61.3	60.8	62.1	63.2	63.6	62.0	59.0	57.5	53.4	46.3		
Top Speed [km/h]	61.8	62.8	64.2	63.5	64.6	64.6	63.6	59.9	58.9	55.3	49.8		
Avg. Dist. to Rail [m]	3.2	1.0	1.2	0.5	0.7	2.1	1.4	1.1	1.9	4.2	3.3		
Avg. Stride Freq. [Hz]	2.2	2.2	2.3	2.2	2.2	2.2	2.3	2.2	2.2	2.2	2.0		
Avg. Stride Length [m]	5.3	7.7	7.4	7.9	8.1	8.0	7.6	7.5	7.2	6.8	6.4		





Ladbroke's Cannon Park Professional

Race 8: CSF INDUSTRIES VIC TONKIN MEMORIAL Class 3 Plate - 1250m

23 August 2025 - 17:27



Track Rating: Good 4, Weather: Fine, Rail Position: True

Section						Overall	1000m	800m	600m	400m	200m	Last 600m			
Field Times						1:13.08 (0:15.89)	0:57.19 (0:10.61)	0:46.58 (0:10.79)	0:35.79 (0:11.63)	0:24.16 (0:12.05)	0:12.11 (0:12.11)	0:35.79			
Rank	TAB	Horse/Jockey	Barrier	Top Speed [km/h]	Fastest Section								Margin	Distance Travelled [m]	
1	5	BETTER BE SLICK	2	69.9	0:10.66	1:13.08 [1]	0:56.76 [6]	0:46.10 [6]	0:35.14 [5]	0:23.70 [4]	0:12.11 [1]	1:13.08	0:35.14		
		Lacey Morrison		Overall	1000m	(0:16.32)	(0:10.66)	(0:10.96)	(0:11.44)	(0:11.59)	(0:12.11)				
2	2	CHARTWELL	15	68.2	0:10.75	1:13.13 [2]	0:56.66 [8]	0:45.91 [8]	0:34.73 [8]	0:23.18 [8]	0:11.71 [5]	0.33L	0:34.73	+7	
		McKenzie Apel		Overall	1000m	(0:16.47)	(0:10.75)	(0:11.18)	(0:11.55)	(0:11.47)	(0:11.71)				
3	12	THORMENDOUS MISS	6	68.3	0:10.80	1:13.64 [3]	0:57.16 [9]	0:46.36 [9]	0:35.17 [9]	0:23.63 [9]	0:12.08 [9]	3.3L	0:35.17	-1	
		Jason Taylor		Overall	1000m	(0:16.48)	(0:10.80)	(0:11.19)	(0:11.54)	(0:11.55)	(0:12.08)				
4	1	CANDLELIT	8	69.5	0:10.70	1:13.68 [4]	0:57.59 [3]	0:46.89 [4]	0:35.74 [6]	0:24.19 [6]	0:12.29 [4]	3.56L	0:35.74	+8	
		Justin Huxtable		Overall	1000m	(0:16.09)	(0:10.70)	(0:11.15)	(0:11.55)	(0:11.90)	(0:12.29)				
5	3	SKOGAFOSS	14	68.8	0:10.67	1:13.80 [5]	0:57.44 [7]	0:46.77 [7]	0:35.55 [7]	0:24.08 [7]	0:12.24 [8]	4.29L	0:35.55	+9	
		Jackson Murphy		Overall	1000m	(0:16.36)	(0:10.67)	(0:11.22)	(0:11.47)	(0:11.84)	(0:12.24)				
6	6	CARDIOLOGIST	7	68.6	0:10.61	1:14.08 [6]	0:58.19 [1]	0:47.58 [1]	0:36.51 [2]	0:24.95 [2]	0:12.99 [2]	5.92L	0:36.51	+3	
		Les Tilley		1000m	1000m	(0:15.89)	(0:10.61)	(0:11.07)	(0:11.56)	(0:11.96)	(0:12.99)				
7	7	ECLIPSION	16	67.7	0:10.79	1:14.35 [7]	0:57.64 [10]	0:46.85 [10]	0:35.71 [10]	0:24.20 [10]	0:12.51 [10]	7.48L	0:35.71	+8	
		Ryan Wiggins		Overall	1000m	(0:16.71)	(0:10.79)	(0:11.14)	(0:11.51)	(0:11.69)	(0:12.51)				
8	15	GAMADALE NIP	5	69.9	0:10.58	1:14.45 [8]	0:58.18 [5]	0:47.60 [5]	0:36.62 [4]	0:25.05 [5]	0:12.94 [6]	8.07L	0:36.62	+5	
		Chris Meehan		1000m	1000m	(0:16.27)	(0:10.58)	(0:10.98)	(0:11.57)	(0:12.11)	(0:12.94)				
9	8	LISTENTOZOU	17	70.9	0:10.25	1:14.57 [9]	0:58.31 [4]	0:48.06 [2]	0:37.28 [1]	0:25.65 [1]	0:13.46 [3]	8.8L	0:37.28	+1	
		Krysten Swaffer		Overall	1000m	(0:16.26)	(0:10.25)	(0:10.78)	(0:11.63)	(0:12.19)	(0:13.46)				
10	11	SKYWRITER	13	67.9	0:11.06	1:15.02 [10]	0:57.91 [11]	0:46.85 [11]	0:35.55 [11]	0:24.22 [11]	0:12.64 [11]	11.44L	0:35.55	+7	
		Tyler Leslight		Overall	1000m	(0:17.11)	(0:11.06)	(0:11.30)	(0:11.33)	(0:11.58)	(0:12.64)				

Did Not Finish: Dreamwoman (#13)

Scratched: Ellie's Dream (#16), Over The Falls (#18), Redavni (#17), Tymon (#4), Odegard (#10), King Samuel (#14)



Ladbrokes Cannon Park Professional

Race 8: CSF INDUSTRIES VIC TONKIN MEMORIAL Class 3 Plate - 1250m

23 August 2025 - 17:27



Track Rating: Good 4, Weather: Fine, Rail Position: True

Section					Overall	1000m	800m	600m	400m	200m	Last 600m			
Field Times					1:13.08 (0:15.89)	0:57.19 (0:10.61)	0:46.58 (0:10.79)	0:35.79 (0:11.63)	0:24.16 (0:12.05)	0:12.11 (0:12.11)	0:35.79			
Rank	TAB	Horse/Jockey	Barrier	Top Speed [km/h]	Fastest Section						Margin	Distance Travelled [m]		
11	9	NOVELA	18	70.0	0:10.60	1:15.06 [11]	0:59.10 [2]	0:48.50 [3]	0:37.39 [3]	0:25.86 [3]	0:13.54 [7]	11.65L	0:37.39	+6
		Sean Cormack		Overall	1000m	(0:15.96)	(0:10.60)	(0:11.11)	(0:11.53)	(0:12.32)	(0:13.54)			

Did Not Finish: Dreamwoman (#13)

Scratched: Ellie's Dream (#16), Over The Falls (#18), Redavni (#17), Tymon (#4), Odegard (#10), King Samuel (#14)



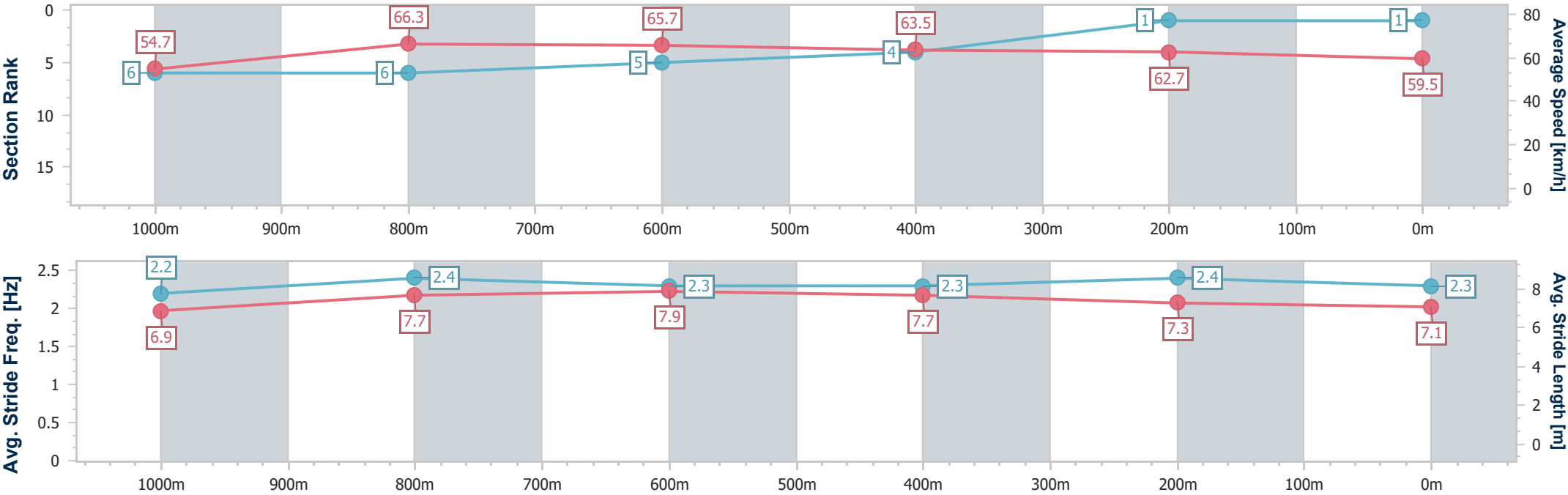
Horse/Jockey Name	Better Be Slick
Final Rank	1
Fastest Section Time (Section)	0:10.66 (1000m)
Top Speed [km/h] (Section)	69.9 (Overall)
Race State	Finished



Ladbrokes Cannon ParkProfessional
Race 8: CSF INDUSTRIES VIC TONKIN MEMORIAL Class 3
Plate - 1250m
23 August 2025 - 17:27
Track Rating: Good 4, Weather: Fine, Rail Position: True



Section	Overall	1000m	800m	600m	400m	200m							
Section Times	1:13.08 [1] (0:16.32)	0:56.76 [6] (0:10.66)	0:46.10 [6] (0:10.96)	0:35.14 [5] (0:11.44)	0:23.70 [4] (0:11.59)	0:12.11 [1] (0:12.11)							
Average Speed [km/h]	54.7	66.3	65.7	63.5	62.7	59.5							
Top Speed [km/h]	69.9	67.3	66.9	64.4	63.9	61.9							
Avg. Dist. to Rail [m]	1.7	2.2	0.2	1.2	3.6	3.9							
Avg. Stride Freq. [Hz]	2.2	2.4	2.3	2.3	2.4	2.3							
Avg. Stride Length [m]	6.9	7.7	7.9	7.7	7.3	7.1							





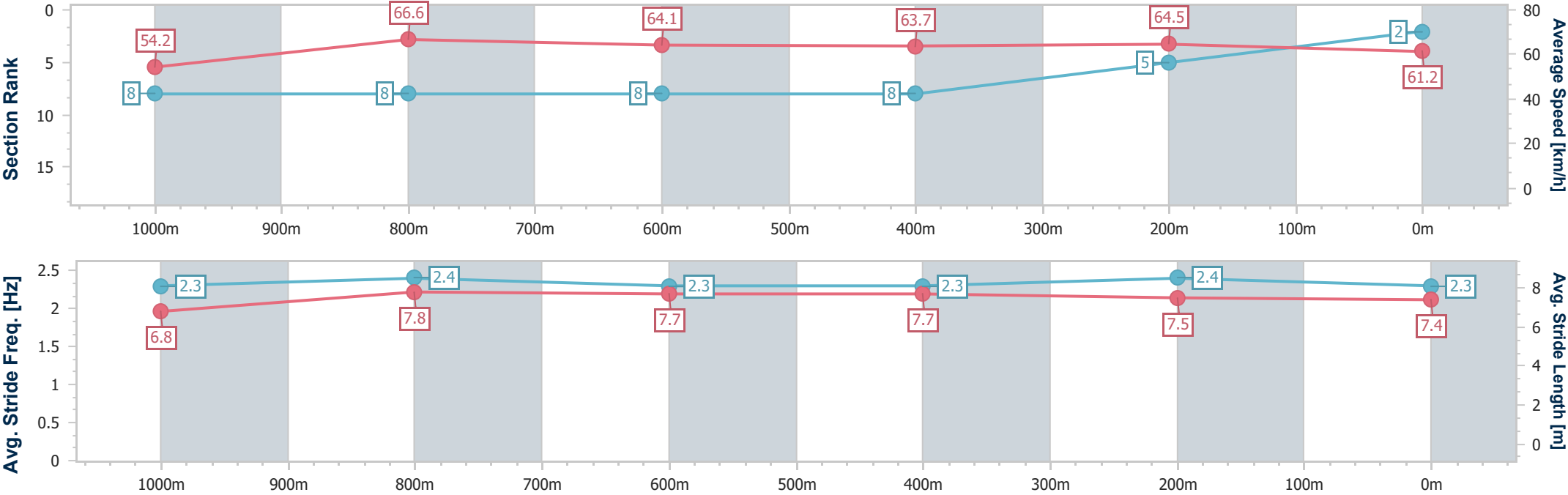
Horse/Jockey Name	Chartwell
Final Rank	2
Fastest Section Time (Section)	0:10.75 (1000m)
Top Speed [km/h] (Section)	68.2 (Overall)
Race State	Finished



Ladbrokes Cannon Park Professional
Race 8: CSF INDUSTRIES VIC TONKIN MEMORIAL Class 3
Plate - 1250m
23 August 2025 - 17:27
Track Rating: Good 4, Weather: Fine, Rail Position: True



Section	Overall	1000m	800m	600m	400m	200m							
Section Times	1:13.13 [2] (0:16.47)	0:56.66 [8] (0:10.75)	0:45.91 [8] (0:11.18)	0:34.73 [8] (0:11.55)	0:23.18 [8] (0:11.47)	0:11.71 [5] (0:11.71)							
Average Speed [km/h]	54.2	66.6	64.1	63.7	64.5	61.2							
Top Speed [km/h]	68.2	68.1	65.3	64.3	65.0	63.9							
Avg. Dist. to Rail [m]	3.6	2.2	2.4	3.0	10.8	9.6							
Avg. Stride Freq. [Hz]	2.3	2.4	2.3	2.3	2.4	2.3							
Avg. Stride Length [m]	6.8	7.8	7.7	7.7	7.5	7.4							





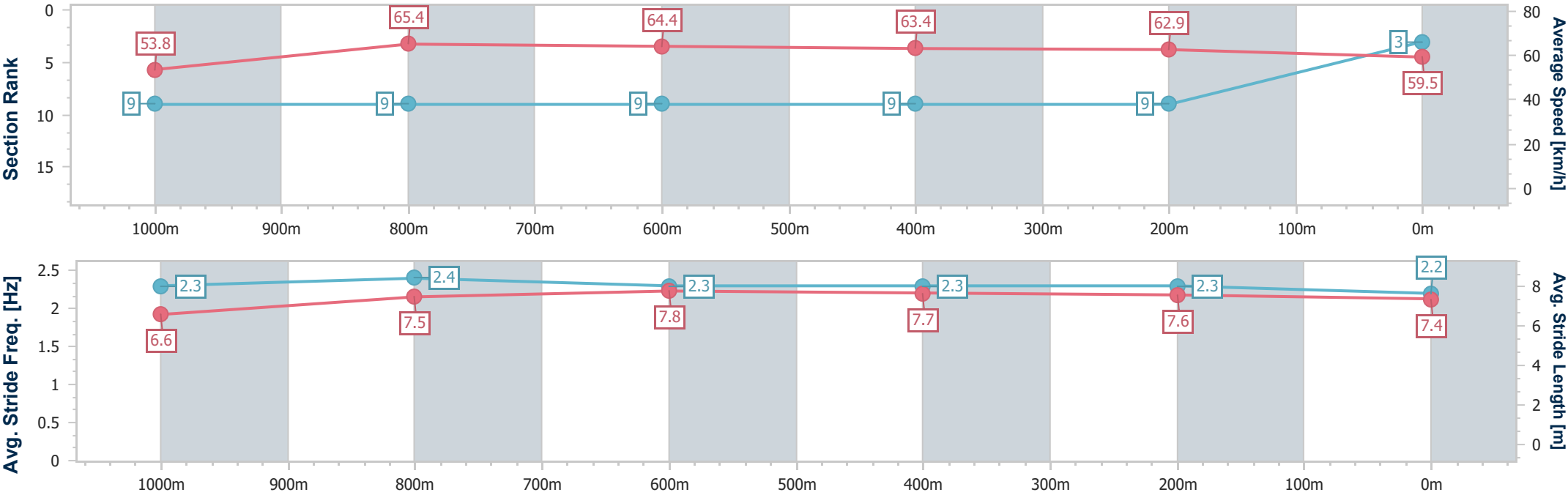
Horse/Jockey Name	Thormendous Miss
Final Rank	3
Fastest Section Time (Section)	0:10.80 (1000m)
Top Speed [km/h] (Section)	68.3 (Overall)
Race State	Finished



Ladbrokes Cannon Park Professional
Race 8: CSF INDUSTRIES VIC TONKIN MEMORIAL Class 3
Plate - 1250m
23 August 2025 - 17:27
Track Rating: Good 4, Weather: Fine, Rail Position: True



Section	Overall	1000m	800m	600m	400m	200m								
Section Times	1:13.64 [3] (0:16.48)	0:57.16 [9] (0:10.80)	0:46.36 [9] (0:11.19)	0:35.17 [9] (0:11.54)	0:23.63 [9] (0:11.55)	0:12.08 [9] (0:12.08)								
Average Speed [km/h]	53.8	65.4	64.4	63.4	62.9	59.5								
Top Speed [km/h]	68.3	67.3	65.9	64.3	64.6	61.2								
Avg. Dist. to Rail [m]	3.6	2.4	1.1	1.9	3.6	5.7								
Avg. Stride Freq. [Hz]	2.3	2.4	2.3	2.3	2.3	2.2								
Avg. Stride Length [m]	6.6	7.5	7.8	7.7	7.6	7.4								





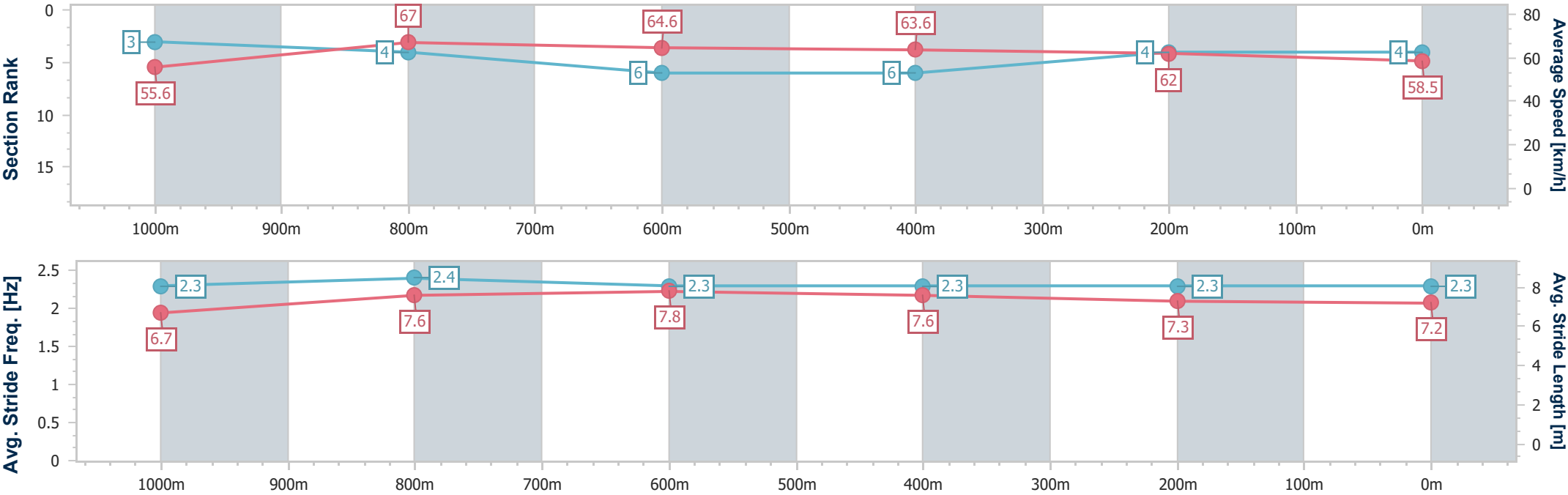
Horse/Jockey Name	Candlelit
Final Rank	4
Fastest Section Time (Section)	0:10.70 (1000m)
Top Speed [km/h] (Section)	69.5 (Overall)
Race State	Finished



Ladbrokes Cannon ParkProfessional
Race 8: CSF INDUSTRIES VIC TONKIN MEMORIAL Class 3
Plate - 1250m
23 August 2025 - 17:27
Track Rating: Good 4, Weather: Fine, Rail Position: True



Section	Overall	1000m	800m	600m	400m	200m							
Section Times	1:13.68 [4] (0:16.09)	0:57.59 [3] (0:10.70)	0:46.89 [4] (0:11.15)	0:35.74 [6] (0:11.55)	0:24.19 [6] (0:11.90)	0:12.29 [4] (0:12.29)							
Average Speed [km/h]	55.6	67.0	64.6	63.6	62.0	58.5							
Top Speed [km/h]	69.5	68.1	65.6	64.6	62.9	60.9							
Avg. Dist. to Rail [m]	1.8	2.1	3.0	3.3	9.5	8.5							
Avg. Stride Freq. [Hz]	2.3	2.4	2.3	2.3	2.3	2.3							
Avg. Stride Length [m]	6.7	7.6	7.8	7.6	7.3	7.2							





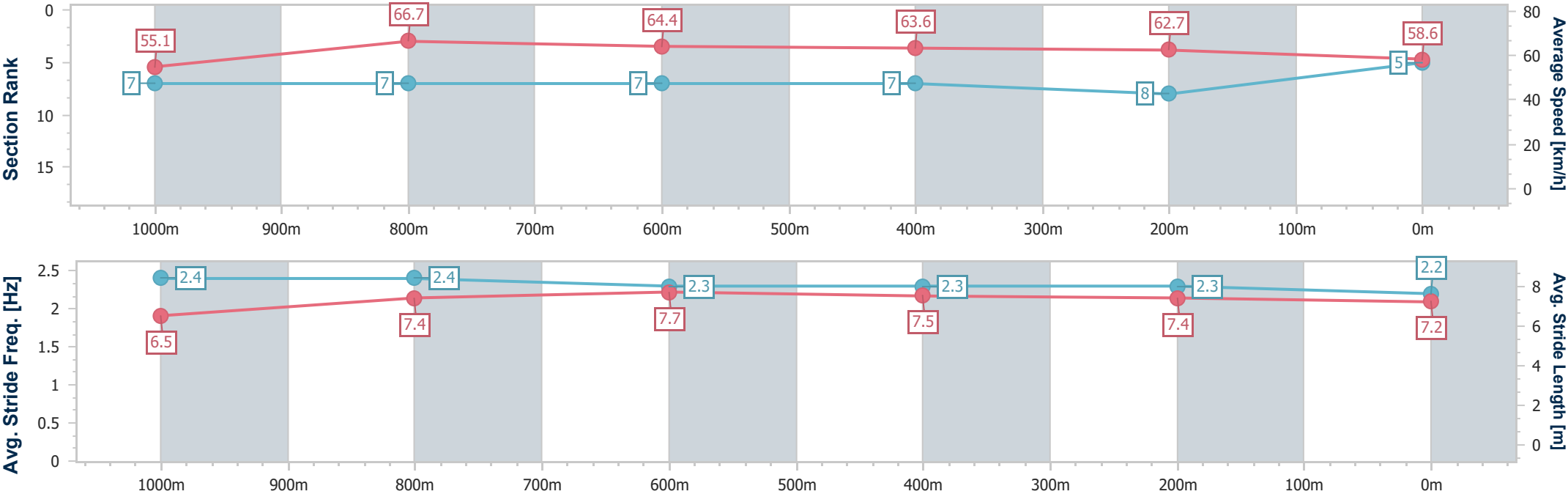
Horse/Jockey Name	Skogafoss
Final Rank	5
Fastest Section Time (Section)	0:10.67 (1000m)
Top Speed [km/h] (Section)	68.8 (Overall)
Race State	Finished



Ladbrokes Cannon Park Professional
Race 8: CSF INDUSTRIES VIC TONKIN MEMORIAL Class 3
Plate - 1250m
23 August 2025 - 17:27
Track Rating: Good 4, Weather: Fine, Rail Position: True



Section	Overall	1000m	800m	600m	400m	200m							
Section Times	1:13.80 [5] (0:16.36)	0:57.44 [7] (0:10.67)	0:46.77 [7] (0:11.22)	0:35.55 [7] (0:11.47)	0:24.08 [7] (0:11.84)	0:12.24 [8] (0:12.24)							
Average Speed [km/h]	55.1	66.7	64.4	63.6	62.7	58.6							
Top Speed [km/h]	68.8	68.5	66.5	65.3	64.4	61.0							
Avg. Dist. to Rail [m]	3.6	1.5	0.6	2.1	12.7	13.9							
Avg. Stride Freq. [Hz]	2.4	2.4	2.3	2.3	2.3	2.2							
Avg. Stride Length [m]	6.5	7.4	7.7	7.5	7.4	7.2							



[] Ranking at each section and finish
- - - - No data available at this section
NA No data available



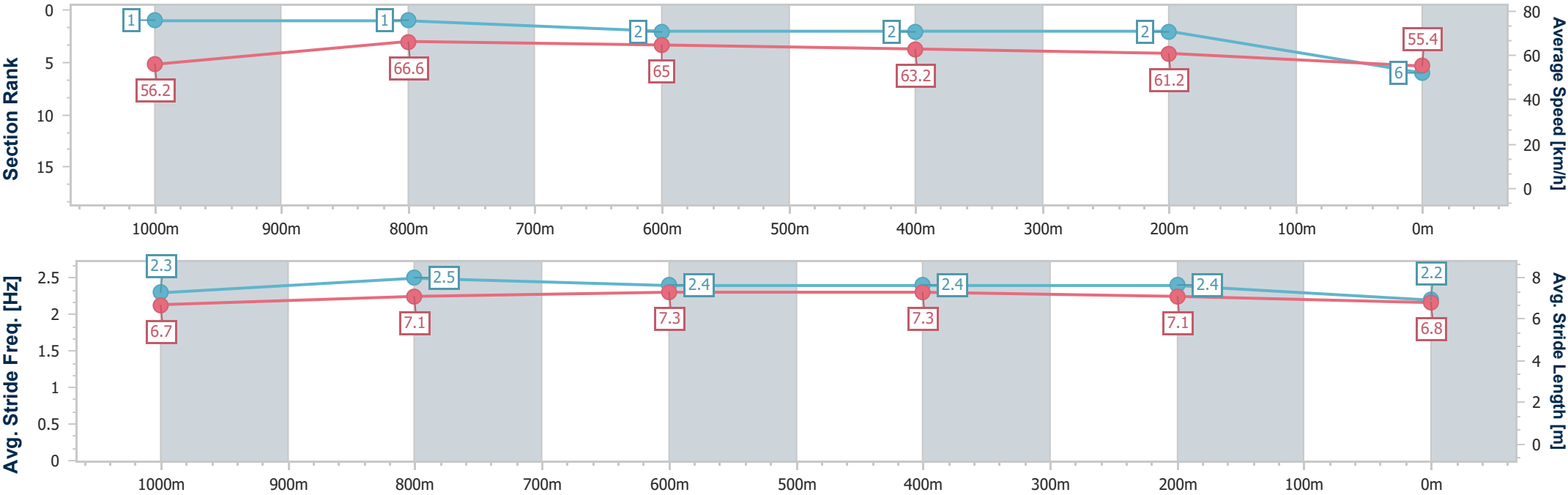
Horse/Jockey Name	Cardiologist
Final Rank	6
Fastest Section Time (Section)	0:10.61 (1000m)
Top Speed [km/h] (Section)	68.6 (1000m)
Race State	Finished



Ladbrokes Cannon ParkProfessional
Race 8: CSF INDUSTRIES VIC TONKIN MEMORIAL Class 3
Plate - 1250m
23 August 2025 - 17:27
Track Rating: Good 4, Weather: Fine, Rail Position: True



Section	Overall	1000m	800m	600m	400m	200m								
Section Times	1:14.08 [6] (0:15.89)	0:58.19 [1] (0:10.61)	0:47.58 [1] (0:11.07)	0:36.51 [2] (0:11.56)	0:24.95 [2] (0:11.96)	0:12.99 [2] (0:12.99)								
Average Speed [km/h]	56.2	66.6	65.0	63.2	61.2	55.4								
Top Speed [km/h]	68.6	68.6	66.2	65.1	62.3	58.1								
Avg. Dist. to Rail [m]	2.0	2.1	0.3	2.1	5.8	5.1								
Avg. Stride Freq. [Hz]	2.3	2.5	2.4	2.4	2.4	2.2								
Avg. Stride Length [m]	6.7	7.1	7.3	7.3	7.1	6.8								





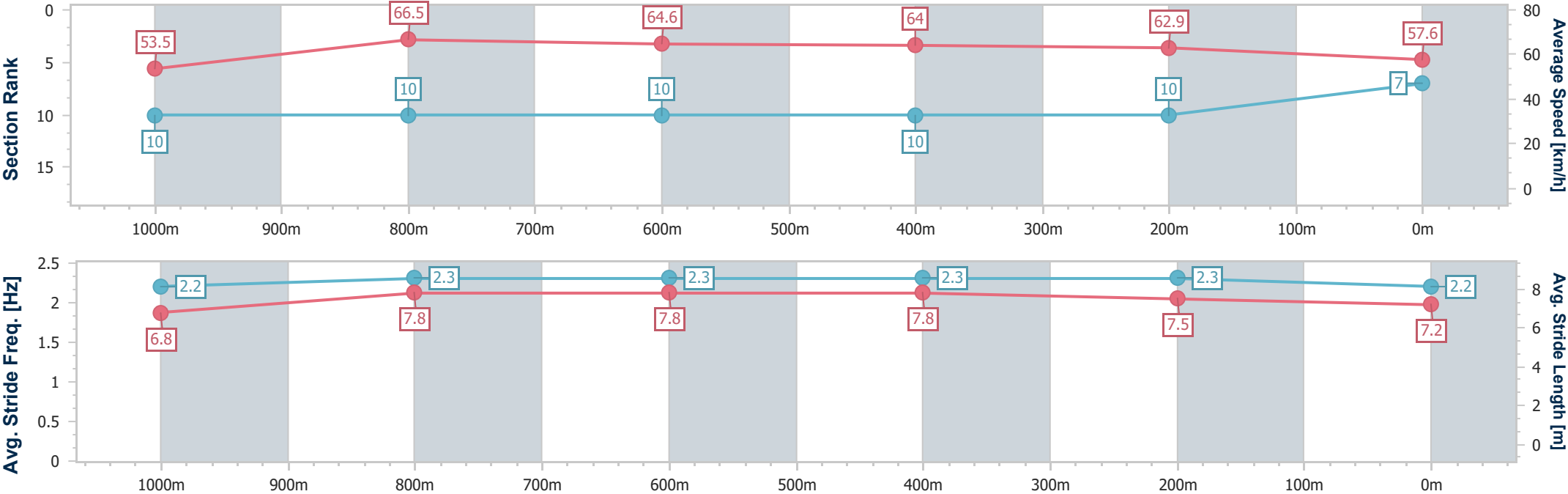
Horse/Jockey Name	Eclipseion
Final Rank	7
Fastest Section Time (Section)	0:10.79 (1000m)
Top Speed [km/h] (Section)	67.7 (Overall)
Race State	Finished



Ladbrokes Cannon ParkProfessional
Race 8: CSF INDUSTRIES VIC TONKIN MEMORIAL Class 3
Plate - 1250m
23 August 2025 - 17:27
Track Rating: Good 4, Weather: Fine, Rail Position: True



Section	Overall	1000m	800m	600m	400m	200m							
Section Times	1:14.35 [7] (0:16.71)	0:57.64 [10] (0:10.79)	0:46.85 [10] (0:11.14)	0:35.71 [10] (0:11.51)	0:24.20 [10] (0:11.69)	0:12.51 [10] (0:12.51)							
Average Speed [km/h]	53.5	66.5	64.6	64.0	62.9	57.6							
Top Speed [km/h]	67.7	67.5	65.4	65.2	64.1	60.7							
Avg. Dist. to Rail [m]	2.9	1.4	2.7	3.6	6.3	8.9							
Avg. Stride Freq. [Hz]	2.2	2.3	2.3	2.3	2.3	2.2							
Avg. Stride Length [m]	6.8	7.8	7.8	7.8	7.5	7.2							





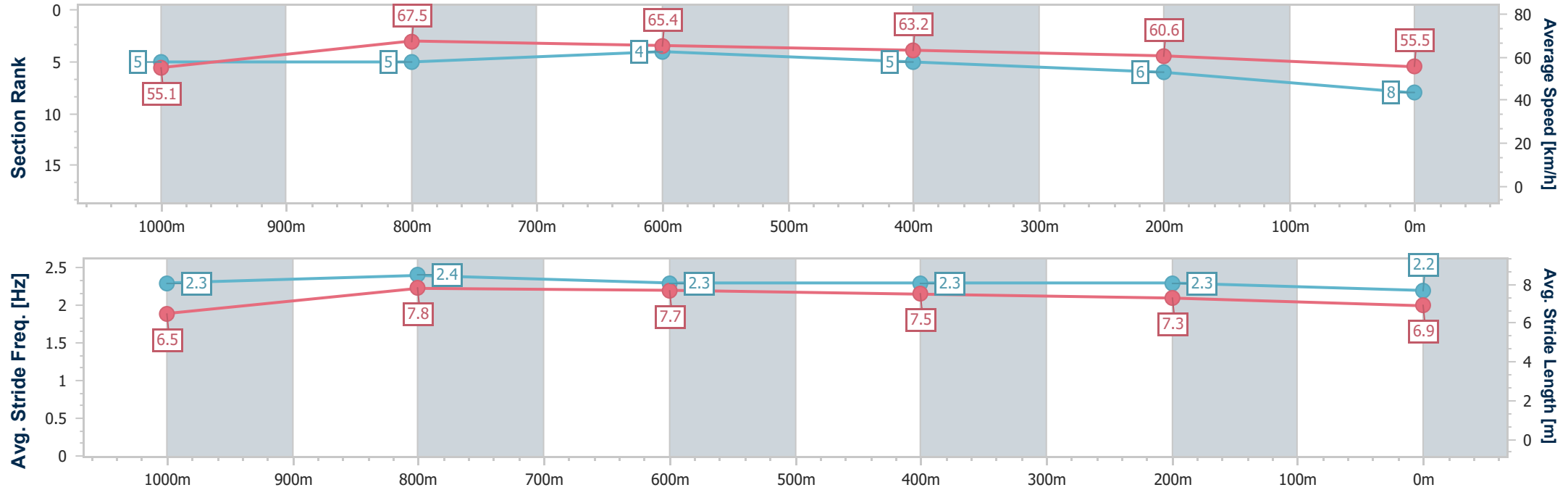
Horse/Jockey Name	Gamadale Nip
Final Rank	8
Fastest Section Time (Section)	0:10.58 (1000m)
Top Speed [km/h] (Section)	69.9 (1000m)
Race State	Finished



Ladbrokes Cannon Park Professional
Race 8: CSF INDUSTRIES VIC TONKIN MEMORIAL Class 3
Plate - 1250m
23 August 2025 - 17:27
Track Rating: Good 4, Weather: Fine, Rail Position: True



Section	Overall	1000m	800m	600m	400m	200m							
Section Times	1:14.45 [8] (0:16.27)	0:58.18 [5] (0:10.58)	0:47.60 [5] (0:10.98)	0:36.62 [4] (0:11.57)	0:25.05 [5] (0:12.11)	0:12.94 [6] (0:12.94)							
Average Speed [km/h]	55.1	67.5	65.4	63.2	60.6	55.5							
Top Speed [km/h]	68.2	69.9	67.6	65.5	62.2	58.3							
Avg. Dist. to Rail [m]	0.9	1.7	2.3	2.5	7.9	8.9							
Avg. Stride Freq. [Hz]	2.3	2.4	2.3	2.3	2.3	2.2							
Avg. Stride Length [m]	6.5	7.8	7.7	7.5	7.3	6.9							





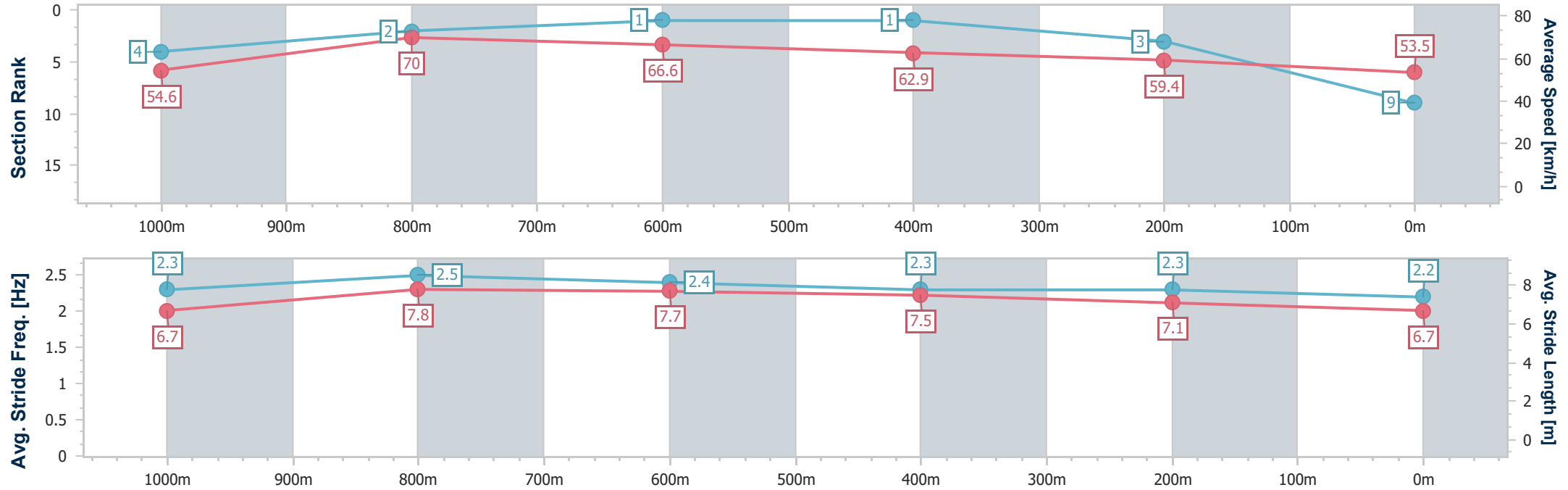
Horse/Jockey Name	Listentozou
Final Rank	9
Fastest Section Time (Section)	0:10.25 (1000m)
Top Speed [km/h] (Section)	70.9 (Overall)
Race State	Finished



Ladbrokes Cannon ParkProfessional
Race 8: CSF INDUSTRIES VIC TONKIN MEMORIAL Class 3
Plate - 1250m
23 August 2025 - 17:27
Track Rating: Good 4, Weather: Fine, Rail Position: True



Section	Overall	1000m	800m	600m	400m	200m								
Section Times	1:14.57 [9] (0:16.26)	0:58.31 [4] (0:10.25)	0:48.06 [2] (0:10.78)	0:37.28 [1] (0:11.63)	0:25.65 [1] (0:12.19)	0:13.46 [3] (0:13.46)								
Average Speed [km/h]	54.6	70.0	66.6	62.9	59.4	53.5								
Top Speed [km/h]	70.9	70.2	69.2	64.7	61.1	57.1								
Avg. Dist. to Rail [m]	3.9	2.4	2.6	2.0	3.8	4.1								
Avg. Stride Freq. [Hz]	2.3	2.5	2.4	2.3	2.3	2.2								
Avg. Stride Length [m]	6.7	7.8	7.7	7.5	7.1	6.7								





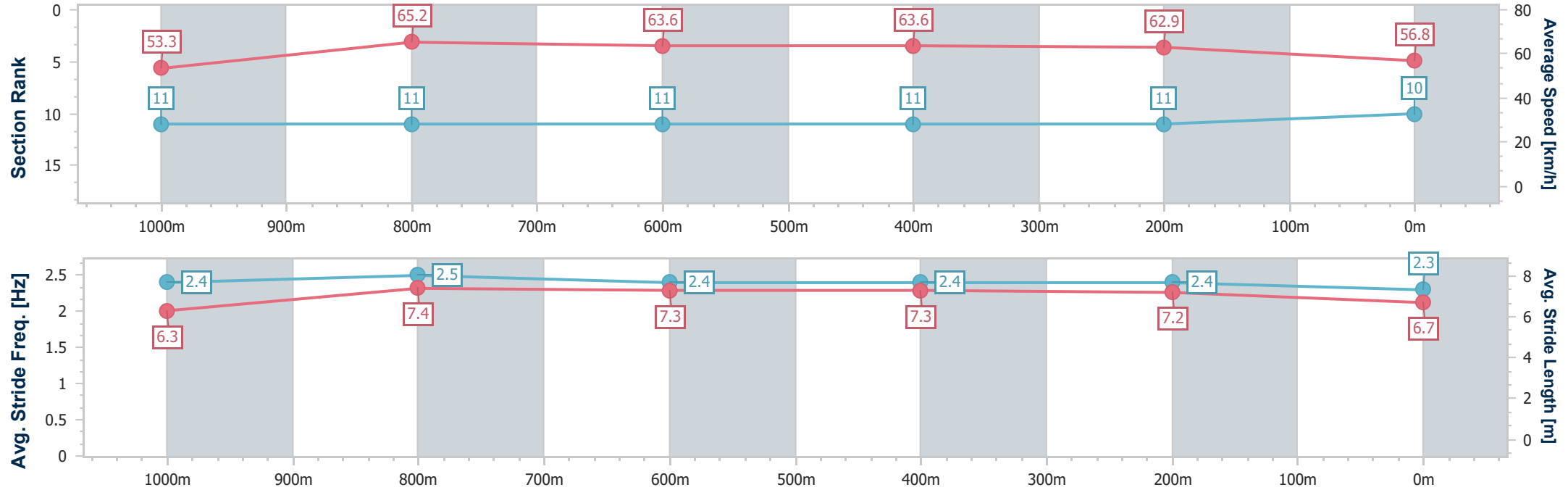
Horse/Jockey Name	Skywriter
Final Rank	10
Fastest Section Time (Section)	0:11.06 (1000m)
Top Speed [km/h] (Section)	67.9 (Overall)
Race State	Finished



Ladbroke's Cannon Park Professional
Race 8: CSF INDUSTRIES VIC TONKIN MEMORIAL Class 3
Plate - 1250m
23 August 2025 - 17:27
Track Rating: Good 4, Weather: Fine, Rail Position: True



Section	Overall	1000m	800m	600m	400m	200m							
Section Times	1:15.02 [10] (0:17.11)	0:57.91 [11] (0:11.06)	0:46.85 [11] (0:11.30)	0:35.55 [11] (0:11.33)	0:24.22 [11] (0:11.58)	0:12.64 [11] (0:12.64)							
Average Speed [km/h]	53.3	65.2	63.6	63.6	62.9	56.8							
Top Speed [km/h]	67.9	67.0	65.3	64.4	64.3	60.8							
Avg. Dist. to Rail [m]	6.1	1.6	1.1	1.1	4.9	5.5							
Avg. Stride Freq. [Hz]	2.4	2.5	2.4	2.4	2.4	2.3							
Avg. Stride Length [m]	6.3	7.4	7.3	7.3	7.2	6.7							





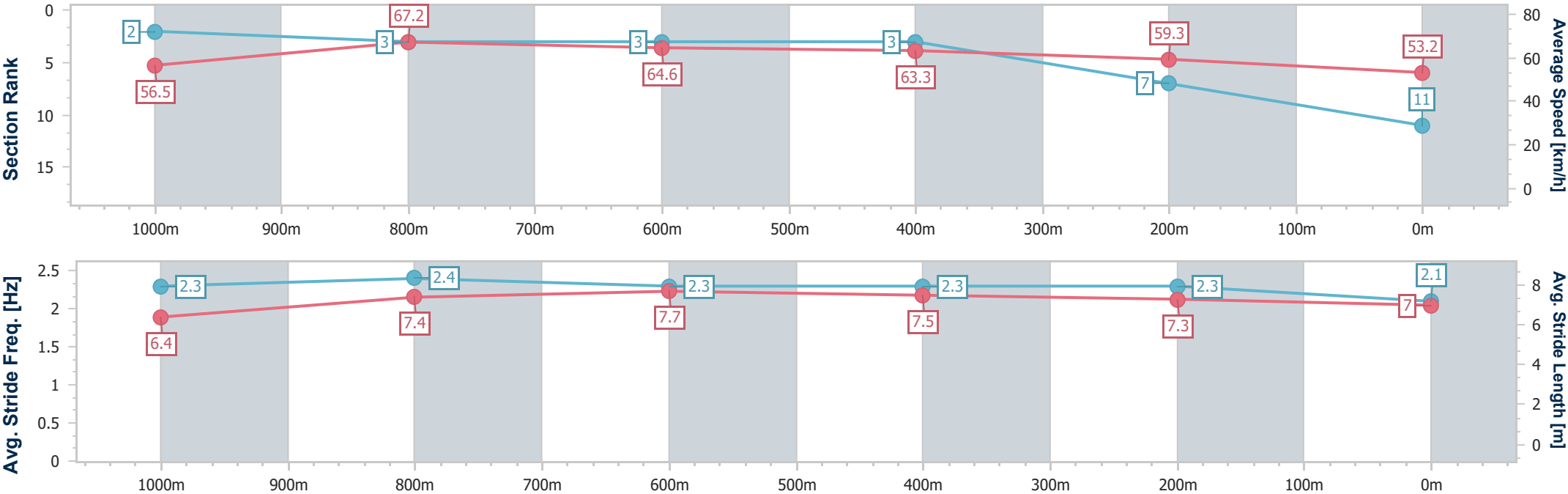
Horse/Jockey Name	Novela
Final Rank	11
Fastest Section Time (Section)	0:10.60 (1000m)
Top Speed [km/h] (Section)	70.0 (Overall)
Race State	Finished



Ladbrokes Cannon ParkProfessional
Race 8: CSF INDUSTRIES VIC TONKIN MEMORIAL Class 3
Plate - 1250m
23 August 2025 - 17:27
Track Rating: Good 4, Weather: Fine, Rail Position: True



Section	Overall	1000m	800m	600m	400m	200m							
Section Times	1:15.06 [11] (0:15.96)	0:59.10 [2] (0:10.60)	0:48.50 [3] (0:11.11)	0:37.39 [3] (0:11.53)	0:25.86 [3] (0:12.32)	0:13.54 [7] (0:13.54)							
Average Speed [km/h]	56.5	67.2	64.6	63.3	59.3	53.2							
Top Speed [km/h]	70.0	69.2	65.8	65.1	61.4	57.6							
Avg. Dist. to Rail [m]	5.3	1.5	0.3	1.8	6.7	7.6							
Avg. Stride Freq. [Hz]	2.3	2.4	2.3	2.3	2.3	2.1							
Avg. Stride Length [m]	6.4	7.4	7.7	7.5	7.3	7.0							





Horse/Jockey Name	Dreamwoman
Final Rank	-
Fastest Section Time (Section)	0:00.00 (Overall)
Top Speed [km/h] (Section)	--
Race State	DidNotFinish



Ladbrokes Cannon ParkProfessional
Race 8: CSF INDUSTRIES VIC TONKIN MEMORIAL Class 3
Plate - 1250m
23 August 2025 - 17:27
Track Rating: Good 4, Weather: Fine, Rail Position: True



Section	Overall	1000m	800m	600m	400m	200m							
Section Times	--	--	--	--	--	--							
Average Speed [km/h]	--	--	--	--	--	--							
Top Speed [km/h]	--	--	--	--	--	--							
Avg. Dist. to Rail [m]	--	--	--	--	--	--							
Avg. Stride Freq. [Hz]	--	--	--	--	--	--							
Avg. Stride Length [m]	--	--	--	--	--	--							

