



**Toowoomba Professional**  
**Race 1: SOUTHERN CROSS SHEDS RATINGS BAND 0 - 58 Handicap - 1100m**  
**23 August 2025 - 17:19**



Track Rating: Good 4, Weather: Fine, Rail Position: +2.5m Entire

| Section     |     | Overall             |         |                  |                 | 1000m        | 800m         | 600m         | 400m         | 200m         | Last 600m    |                        |            |
|-------------|-----|---------------------|---------|------------------|-----------------|--------------|--------------|--------------|--------------|--------------|--------------|------------------------|------------|
| Field Times |     | 1:07.04             |         |                  |                 | 0:58.52      | 0:47.52      | 0:36.34      | 0:24.49      | 0:12.29      | 0:36.34      |                        |            |
|             |     | (0:08.52)           |         |                  |                 | (0:11.00)    | (0:11.18)    | (0:11.85)    | (0:12.20)    | (0:12.29)    |              |                        |            |
| Rank        | TAB | Horse/Jockey        | Barrier | Top Speed [km/h] | Fastest Section |              |              |              |              |              | Margin       | Distance Travelled [m] |            |
| 1           | 4   | IN NO DOUBT         | 15      | 65.9             | 0:08.72         | 1:07.04 [1]  | 0:58.32 [5]  | 0:47.12 [5]  | 0:35.83 [4]  | 0:24.14 [4]  | 0:12.27 [2]  | 1:07.04                | 0:35.83    |
|             |     | Cody Collis         |         | 1000m            | Overall         | (0:08.72)    | (0:11.20)    | (0:11.29)    | (0:11.69)    | (0:11.87)    | (0:12.27)    |                        |            |
| 2           | 2   | LETS DANCE JANDY    | 5       | 67.1             | 0:08.69         | 1:07.29 [2]  | 0:58.60 [4]  | 0:47.66 [2]  | 0:36.48 [2]  | 0:24.65 [2]  | 0:12.54 [1]  | 1.48L                  | 0:36.48 +2 |
|             |     | Olivia Webb         |         | 1000m            | Overall         | (0:08.69)    | (0:10.94)    | (0:11.18)    | (0:11.83)    | (0:12.11)    | (0:12.54)    |                        |            |
| 3           | 9   | GROOVE JET          | 4       | 65.6             | 0:08.60         | 1:07.43 [3]  | 0:58.83 [2]  | 0:47.67 [3]  | 0:36.46 [3]  | 0:24.66 [3]  | 0:12.37 [4]  | 2.33L                  | 0:36.46 +1 |
|             |     | Nathan Fazackerley  |         | 800m             | Overall         | (0:08.60)    | (0:11.16)    | (0:11.21)    | (0:11.80)    | (0:12.29)    | (0:12.37)    |                        |            |
| 4           | 18  | RICHUNCLEMONEYBAGS  | 7       | 65.3             | 0:09.16         | 1:07.47 [4]  | 0:58.31 [9]  | 0:46.83 [9]  | 0:35.59 [10] | 0:23.89 [10] | 0:11.97 [9]  | 2.56L                  | 0:35.59 +2 |
|             |     | Jade Metcalfe       |         | 800m             | Overall         | (0:09.16)    | (0:11.48)    | (0:11.24)    | (0:11.70)    | (0:11.92)    | (0:11.97)    |                        |            |
| 5           | 6   | BABALOLA            | 3       | 65.1             | 0:08.65         | 1:07.48 [5]  | 0:58.83 [3]  | 0:47.56 [4]  | 0:36.13 [5]  | 0:24.40 [5]  | 0:12.23 [6]  | 2.61L                  | 0:36.13 +2 |
|             |     | Bailey Wheeler      |         | 1000m            | Overall         | (0:08.65)    | (0:11.27)    | (0:11.43)    | (0:11.73)    | (0:12.17)    | (0:12.23)    |                        |            |
| 6           | 3   | HUSSON'S REVENGE    | 2       | 65.1             | 0:09.06         | 1:07.49 [6]  | 0:58.43 [7]  | 0:47.07 [7]  | 0:35.83 [8]  | 0:24.22 [7]  | 0:12.16 [7]  | 2.65L                  | 0:35.83 -4 |
|             |     | Chloe Wells         |         | 1000m            | Overall         | (0:09.06)    | (0:11.36)    | (0:11.24)    | (0:11.61)    | (0:12.06)    | (0:12.16)    |                        |            |
| 7           | 11  | BRAVE JET           | 10      | 66.9             | 0:09.12         | 1:07.55 [7]  | 0:58.43 [8]  | 0:47.07 [8]  | 0:36.01 [7]  | 0:24.32 [6]  | 0:12.35 [5]  | 3.03L                  | 0:36.01 +6 |
|             |     | Georgina Cartwright |         | 800m             | Overall         | (0:09.12)    | (0:11.36)    | (0:11.06)    | (0:11.69)    | (0:11.97)    | (0:12.35)    |                        |            |
| 8           | 12  | MOOD KILLER         | 12      | 66.0             | 0:09.38         | 1:07.79 [8]  | 0:58.41 [10] | 0:47.11 [10] | 0:35.95 [9]  | 0:24.29 [9]  | 0:12.34 [8]  | 4.46L                  | 0:35.95 +4 |
|             |     | Nozi Tomizawa       |         | 800m             | Overall         | (0:09.38)    | (0:11.30)    | (0:11.16)    | (0:11.66)    | (0:11.95)    | (0:12.34)    |                        |            |
| 9           | 7   | MAY                 | 16      | 67.6             | 0:08.92         | 1:07.99 [9]  | 0:59.07 [6]  | 0:47.77 [6]  | 0:36.46 [6]  | 0:24.66 [8]  | 0:12.45 [10] | 5.6L                   | 0:36.46 +8 |
|             |     | Jake Molloy         |         | 1000m            | Overall         | (0:08.92)    | (0:11.30)    | (0:11.31)    | (0:11.80)    | (0:12.21)    | (0:12.45)    |                        |            |
| 10          | 21  | ASGOODASYOUGETT     | 1       | 66.0             | 0:08.52         | 1:08.47 [10] | 0:59.95 [1]  | 0:48.95 [1]  | 0:37.77 [1]  | 0:25.92 [1]  | 0:13.50 [3]  | 8.44L                  | 0:37.77 -2 |
|             |     | Billie-Rose Andrew  |         | 1000m            | Overall         | (0:08.52)    | (0:11.00)    | (0:11.18)    | (0:11.85)    | (0:12.42)    | (0:13.50)    |                        |            |

Scratched: Bee Two (#1), Rum Diary (#5), Red Toffee (#8), Goose Step (#17), Madame Pearl's (#10), Rumi Star (#13), My Sicada (#14), Kaytee Wisdom (#15), Little Spark (#16), Heavenly Az (#19), Doubleshark



|                                |                   |
|--------------------------------|-------------------|
| Horse/Jockey Name              | In No Doubt       |
| Final Rank                     | 1                 |
| Fastest Section Time (Section) | 0:08.72 (Overall) |
| Top Speed [km/h] (Section)     | 65.9 (1000m)      |
| Race State                     | Finished          |

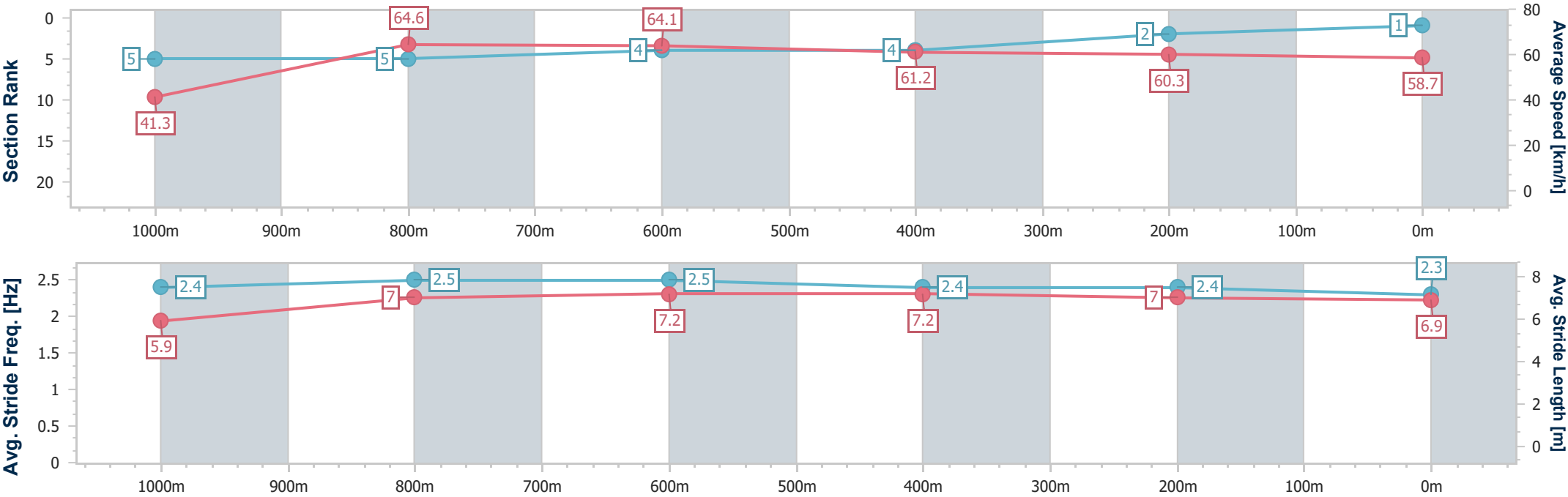


ToowoombaProfessional  
Race 1: SOUTHERN CROSS SHEDS RATINGS BAND 0 - 58  
Handicap - 1100m  
23 August 2025 - 17:19



Track Rating: Good 4, Weather: Fine, Rail Position: +2.5m Entire

| Section                | Overall                  | 1000m                    | 800m                     | 600m                     | 400m                     | 200m                     |  |  |  |  |  |  |  |
|------------------------|--------------------------|--------------------------|--------------------------|--------------------------|--------------------------|--------------------------|--|--|--|--|--|--|--|
| Section Times          | 1:07.04 [1]<br>(0:08.72) | 0:58.32 [5]<br>(0:11.20) | 0:47.12 [5]<br>(0:11.29) | 0:35.83 [4]<br>(0:11.69) | 0:24.14 [4]<br>(0:11.87) | 0:12.27 [2]<br>(0:12.27) |  |  |  |  |  |  |  |
| Average Speed [km/h]   | 41.3                     | 64.6                     | 64.1                     | 61.2                     | 60.3                     | 58.7                     |  |  |  |  |  |  |  |
| Top Speed [km/h]       | 61.5                     | 65.9                     | 65.3                     | 62.7                     | 61.0                     | 60.5                     |  |  |  |  |  |  |  |
| Avg. Dist. to Rail [m] | 8.4                      | 2.3                      | 0.7                      | 1.3                      | 0.8                      | 1.4                      |  |  |  |  |  |  |  |
| Avg. Stride Freq. [Hz] | 2.4                      | 2.5                      | 2.5                      | 2.4                      | 2.4                      | 2.3                      |  |  |  |  |  |  |  |
| Avg. Stride Length [m] | 5.9                      | 7.0                      | 7.2                      | 7.2                      | 7.0                      | 6.9                      |  |  |  |  |  |  |  |





|                                |                   |
|--------------------------------|-------------------|
| Horse/Jockey Name              | Lets Dance Jandy  |
| Final Rank                     | 2                 |
| Fastest Section Time (Section) | 0:08.69 (Overall) |
| Top Speed [km/h] (Section)     | 67.1 (1000m)      |
| Race State                     | Finished          |

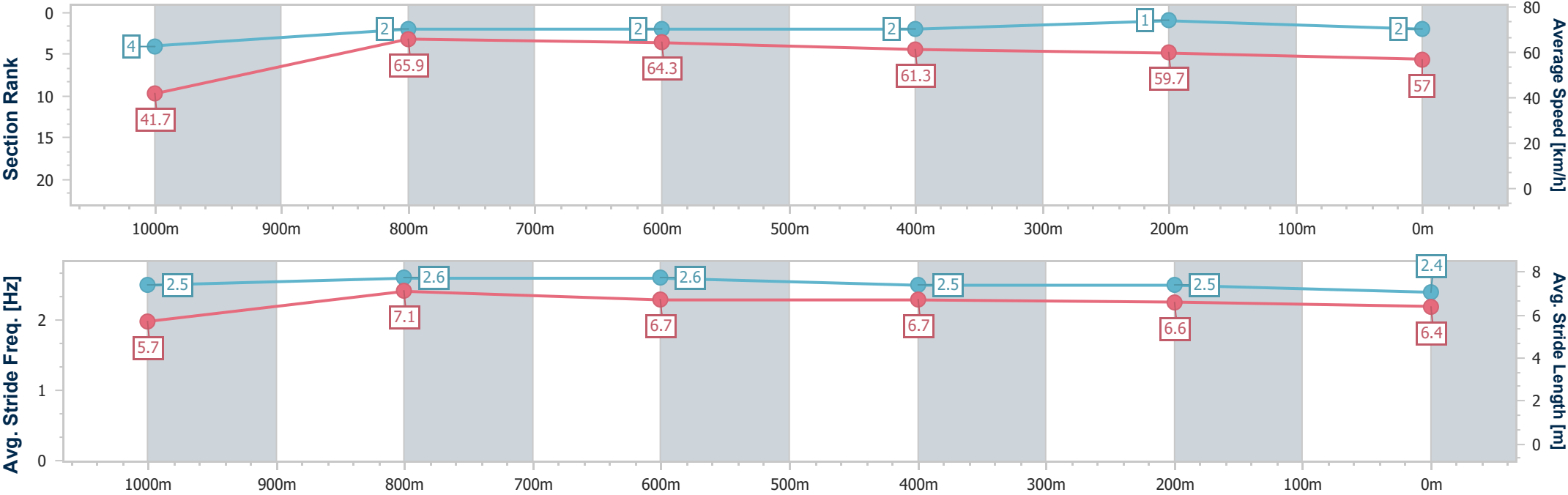


ToowoombaProfessional  
Race 1: SOUTHERN CROSS SHEDS RATINGS BAND 0 - 58  
Handicap - 1100m  
23 August 2025 - 17:19



Track Rating: Good 4, Weather: Fine, Rail Position: +2.5m Entire

| Section                | Overall                  | 1000m                    | 800m                     | 600m                     | 400m                     | 200m                     |  |  |  |  |  |  |  |
|------------------------|--------------------------|--------------------------|--------------------------|--------------------------|--------------------------|--------------------------|--|--|--|--|--|--|--|
| Section Times          | 1:07.29 [2]<br>(0:08.69) | 0:58.60 [4]<br>(0:10.94) | 0:47.66 [2]<br>(0:11.18) | 0:36.48 [2]<br>(0:11.83) | 0:24.65 [2]<br>(0:12.11) | 0:12.54 [1]<br>(0:12.54) |  |  |  |  |  |  |  |
| Average Speed [km/h]   | 41.7                     | 65.9                     | 64.3                     | 61.3                     | 59.7                     | 57.0                     |  |  |  |  |  |  |  |
| Top Speed [km/h]       | 64.1                     | 67.1                     | 65.9                     | 62.3                     | 60.8                     | 59.1                     |  |  |  |  |  |  |  |
| Avg. Dist. to Rail [m] | 5.8                      | 1.0                      | 0.5                      | 1.2                      | 1.4                      | 2.2                      |  |  |  |  |  |  |  |
| Avg. Stride Freq. [Hz] | 2.5                      | 2.6                      | 2.6                      | 2.5                      | 2.5                      | 2.4                      |  |  |  |  |  |  |  |
| Avg. Stride Length [m] | 5.7                      | 7.1                      | 6.7                      | 6.7                      | 6.6                      | 6.4                      |  |  |  |  |  |  |  |





|                                |                   |
|--------------------------------|-------------------|
| Horse/Jockey Name              | Groove Jet        |
| Final Rank                     | 3                 |
| Fastest Section Time (Section) | 0:08.60 (Overall) |
| Top Speed [km/h] (Section)     | 65.6 (800m)       |
| Race State                     | Finished          |

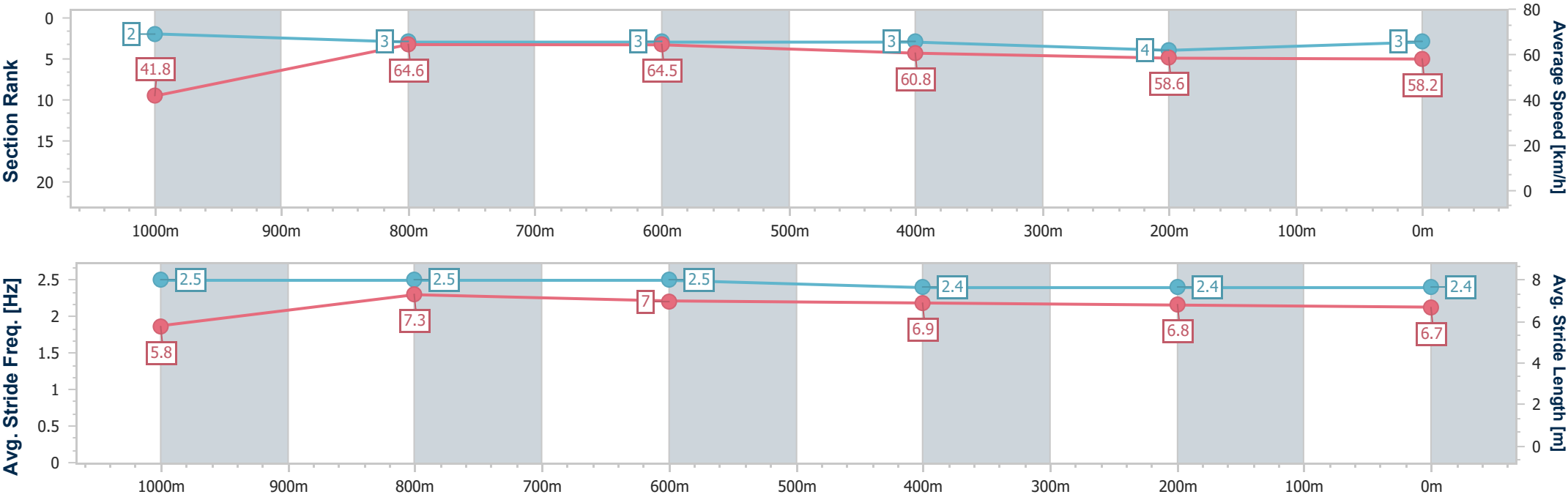


ToowoombaProfessional  
Race 1: SOUTHERN CROSS SHEDS RATINGS BAND 0 - 58  
Handicap - 1100m  
23 August 2025 - 17:19



Track Rating: Good 4, Weather: Fine, Rail Position: +2.5m Entire

| Section                | Overall                  | 1000m                    | 800m                     | 600m                     | 400m                     | 200m                     |  |  |  |  |  |  |  |
|------------------------|--------------------------|--------------------------|--------------------------|--------------------------|--------------------------|--------------------------|--|--|--|--|--|--|--|
| Section Times          | 1:07.43 [3]<br>(0:08.60) | 0:58.83 [2]<br>(0:11.16) | 0:47.67 [3]<br>(0:11.21) | 0:36.46 [3]<br>(0:11.80) | 0:24.66 [3]<br>(0:12.29) | 0:12.37 [4]<br>(0:12.37) |  |  |  |  |  |  |  |
| Average Speed [km/h]   | 41.8                     | 64.6                     | 64.5                     | 60.8                     | 58.6                     | 58.2                     |  |  |  |  |  |  |  |
| Top Speed [km/h]       | 63.6                     | 65.0                     | 65.6                     | 63.0                     | 59.6                     | 58.7                     |  |  |  |  |  |  |  |
| Avg. Dist. to Rail [m] | 4.6                      | 1.0                      | 0.6                      | 0.4                      | 0.6                      | 4.3                      |  |  |  |  |  |  |  |
| Avg. Stride Freq. [Hz] | 2.5                      | 2.5                      | 2.5                      | 2.4                      | 2.4                      | 2.4                      |  |  |  |  |  |  |  |
| Avg. Stride Length [m] | 5.8                      | 7.3                      | 7.0                      | 6.9                      | 6.8                      | 6.7                      |  |  |  |  |  |  |  |





|                                |                    |
|--------------------------------|--------------------|
| Horse/Jockey Name              | Richunclemoneybags |
| Final Rank                     | 4                  |
| Fastest Section Time (Section) | 0:09.16 (Overall)  |
| Top Speed [km/h] (Section)     | 65.3 (800m)        |
| Race State                     | Finished           |

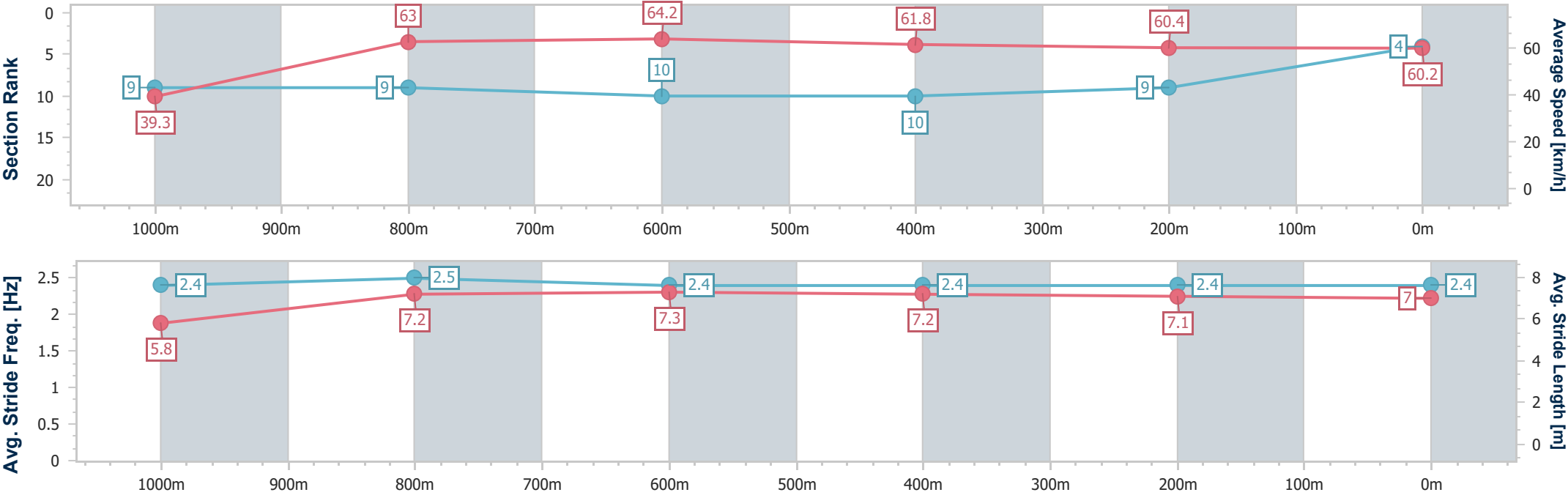


ToowoombaProfessional  
Race 1: SOUTHERN CROSS SHEDS RATINGS BAND 0 - 58  
Handicap - 1100m  
23 August 2025 - 17:19



Track Rating: Good 4, Weather: Fine, Rail Position: +2.5m Entire

| Section                | Overall                  | 1000m                    | 800m                     | 600m                      | 400m                      | 200m                     |  |  |  |  |  |  |  |
|------------------------|--------------------------|--------------------------|--------------------------|---------------------------|---------------------------|--------------------------|--|--|--|--|--|--|--|
| Section Times          | 1:07.47 [4]<br>(0:09.16) | 0:58.31 [9]<br>(0:11.48) | 0:46.83 [9]<br>(0:11.24) | 0:35.59 [10]<br>(0:11.70) | 0:23.89 [10]<br>(0:11.92) | 0:11.97 [9]<br>(0:11.97) |  |  |  |  |  |  |  |
| Average Speed [km/h]   | 39.3                     | 63.0                     | 64.2                     | 61.8                      | 60.4                      | 60.2                     |  |  |  |  |  |  |  |
| Top Speed [km/h]       | 60.8                     | 64.5                     | 65.3                     | 64.1                      | 61.7                      | 60.8                     |  |  |  |  |  |  |  |
| Avg. Dist. to Rail [m] | 6.6                      | 1.2                      | 0.9                      | 0.3                       | 0.8                       | 2.9                      |  |  |  |  |  |  |  |
| Avg. Stride Freq. [Hz] | 2.4                      | 2.5                      | 2.4                      | 2.4                       | 2.4                       | 2.4                      |  |  |  |  |  |  |  |
| Avg. Stride Length [m] | 5.8                      | 7.2                      | 7.3                      | 7.2                       | 7.1                       | 7.0                      |  |  |  |  |  |  |  |





|                                |                   |
|--------------------------------|-------------------|
| Horse/Jockey Name              | Babalola          |
| Final Rank                     | 5                 |
| Fastest Section Time (Section) | 0:08.65 (Overall) |
| Top Speed [km/h] (Section)     | 65.1 (1000m)      |
| Race State                     | Finished          |

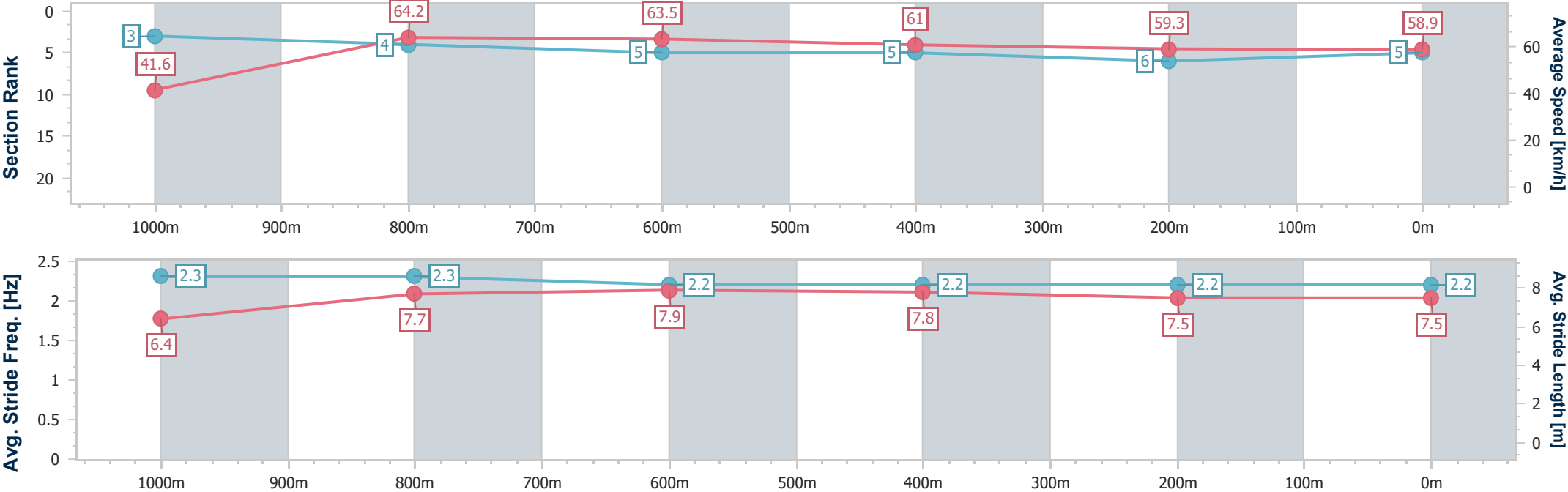


ToowoombaProfessional  
Race 1: SOUTHERN CROSS SHEDS RATINGS BAND 0 - 58  
Handicap - 1100m  
23 August 2025 - 17:19



Track Rating: Good 4, Weather: Fine, Rail Position: +2.5m Entire

| Section                | Overall                  | 1000m                    | 800m                     | 600m                     | 400m                     | 200m                     |  |  |  |  |  |  |  |
|------------------------|--------------------------|--------------------------|--------------------------|--------------------------|--------------------------|--------------------------|--|--|--|--|--|--|--|
| Section Times          | 1:07.48 [5]<br>(0:08.65) | 0:58.83 [3]<br>(0:11.27) | 0:47.56 [4]<br>(0:11.43) | 0:36.13 [5]<br>(0:11.73) | 0:24.40 [5]<br>(0:12.17) | 0:12.23 [6]<br>(0:12.23) |  |  |  |  |  |  |  |
| Average Speed [km/h]   | 41.6                     | 64.2                     | 63.5                     | 61.0                     | 59.3                     | 58.9                     |  |  |  |  |  |  |  |
| Top Speed [km/h]       | 63.2                     | 65.1                     | 64.2                     | 62.9                     | 60.3                     | 59.3                     |  |  |  |  |  |  |  |
| Avg. Dist. to Rail [m] | 4.8                      | 2.1                      | 1.3                      | 0.7                      | 1.0                      | 5.7                      |  |  |  |  |  |  |  |
| Avg. Stride Freq. [Hz] | 2.3                      | 2.3                      | 2.2                      | 2.2                      | 2.2                      | 2.2                      |  |  |  |  |  |  |  |
| Avg. Stride Length [m] | 6.4                      | 7.7                      | 7.9                      | 7.8                      | 7.5                      | 7.5                      |  |  |  |  |  |  |  |





|                                |                   |
|--------------------------------|-------------------|
| Horse/Jockey Name              | Husson's Revenge  |
| Final Rank                     | 6                 |
| Fastest Section Time (Section) | 0:09.06 (Overall) |
| Top Speed [km/h] (Section)     | 65.1 (1000m)      |
| Race State                     | Finished          |

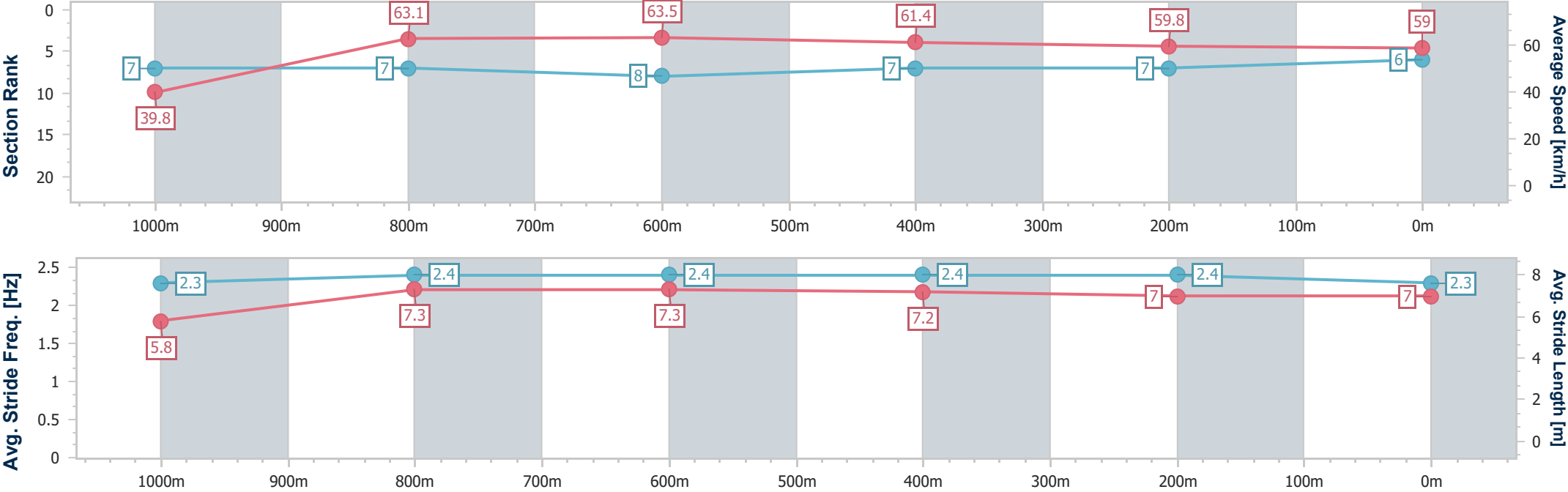


ToowoombaProfessional  
Race 1: SOUTHERN CROSS SHEDS RATINGS BAND 0 - 58  
Handicap - 1100m  
23 August 2025 - 17:19



Track Rating: Good 4, Weather: Fine, Rail Position: +2.5m Entire

| Section                | Overall                  | 1000m                    | 800m                     | 600m                     | 400m                     | 200m                     |  |  |  |  |  |  |  |
|------------------------|--------------------------|--------------------------|--------------------------|--------------------------|--------------------------|--------------------------|--|--|--|--|--|--|--|
| Section Times          | 1:07.49 [6]<br>(0:09.06) | 0:58.43 [7]<br>(0:11.36) | 0:47.07 [7]<br>(0:11.24) | 0:35.83 [8]<br>(0:11.61) | 0:24.22 [7]<br>(0:12.06) | 0:12.16 [7]<br>(0:12.16) |  |  |  |  |  |  |  |
| Average Speed [km/h]   | 39.8                     | 63.1                     | 63.5                     | 61.4                     | 59.8                     | 59.0                     |  |  |  |  |  |  |  |
| Top Speed [km/h]       | 61.3                     | 65.1                     | 65.1                     | 64.1                     | 60.3                     | 59.6                     |  |  |  |  |  |  |  |
| Avg. Dist. to Rail [m] | 1.8                      | 1.6                      | 2.0                      | 1.6                      | 1.0                      | 2.5                      |  |  |  |  |  |  |  |
| Avg. Stride Freq. [Hz] | 2.3                      | 2.4                      | 2.4                      | 2.4                      | 2.4                      | 2.3                      |  |  |  |  |  |  |  |
| Avg. Stride Length [m] | 5.8                      | 7.3                      | 7.3                      | 7.2                      | 7.0                      | 7.0                      |  |  |  |  |  |  |  |





|                                |                   |
|--------------------------------|-------------------|
| Horse/Jockey Name              | Brave Jet         |
| Final Rank                     | 7                 |
| Fastest Section Time (Section) | 0:09.12 (Overall) |
| Top Speed [km/h] (Section)     | 66.9 (800m)       |
| Race State                     | Finished          |

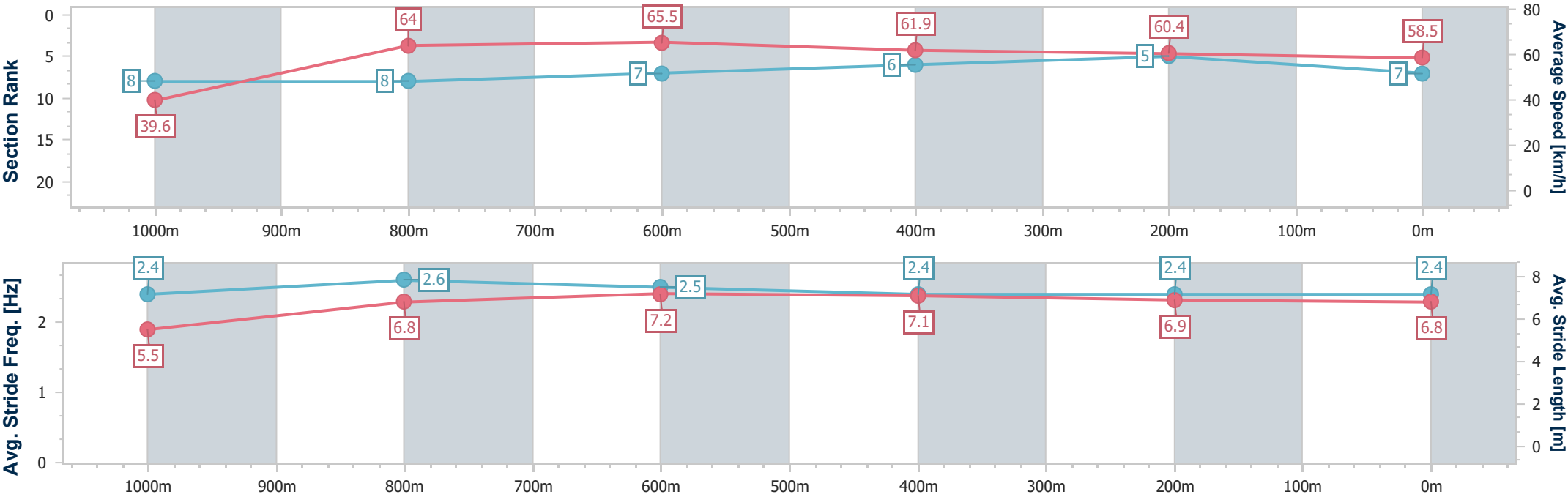


ToowoombaProfessional  
Race 1: SOUTHERN CROSS SHEDS RATINGS BAND 0 - 58  
Handicap - 1100m  
23 August 2025 - 17:19



Track Rating: Good 4, Weather: Fine, Rail Position: +2.5m Entire

| Section                | Overall                  | 1000m                    | 800m                     | 600m                     | 400m                     | 200m                     |  |  |  |  |  |  |  |
|------------------------|--------------------------|--------------------------|--------------------------|--------------------------|--------------------------|--------------------------|--|--|--|--|--|--|--|
| Section Times          | 1:07.55 [7]<br>(0:09.12) | 0:58.43 [8]<br>(0:11.36) | 0:47.07 [8]<br>(0:11.06) | 0:36.01 [7]<br>(0:11.69) | 0:24.32 [6]<br>(0:11.97) | 0:12.35 [5]<br>(0:12.35) |  |  |  |  |  |  |  |
| Average Speed [km/h]   | 39.6                     | 64.0                     | 65.5                     | 61.9                     | 60.4                     | 58.5                     |  |  |  |  |  |  |  |
| Top Speed [km/h]       | 61.0                     | 65.3                     | 66.9                     | 64.1                     | 61.3                     | 60.7                     |  |  |  |  |  |  |  |
| Avg. Dist. to Rail [m] | 7.5                      | 2.8                      | 1.2                      | 1.3                      | 1.7                      | 6.1                      |  |  |  |  |  |  |  |
| Avg. Stride Freq. [Hz] | 2.4                      | 2.6                      | 2.5                      | 2.4                      | 2.4                      | 2.4                      |  |  |  |  |  |  |  |
| Avg. Stride Length [m] | 5.5                      | 6.8                      | 7.2                      | 7.1                      | 6.9                      | 6.8                      |  |  |  |  |  |  |  |







|                                |                   |
|--------------------------------|-------------------|
| Horse/Jockey Name              | Mood Killer       |
| Final Rank                     | 8                 |
| Fastest Section Time (Section) | 0:09.38 (Overall) |
| Top Speed [km/h] (Section)     | 66.0 (800m)       |
| Race State                     | Finished          |

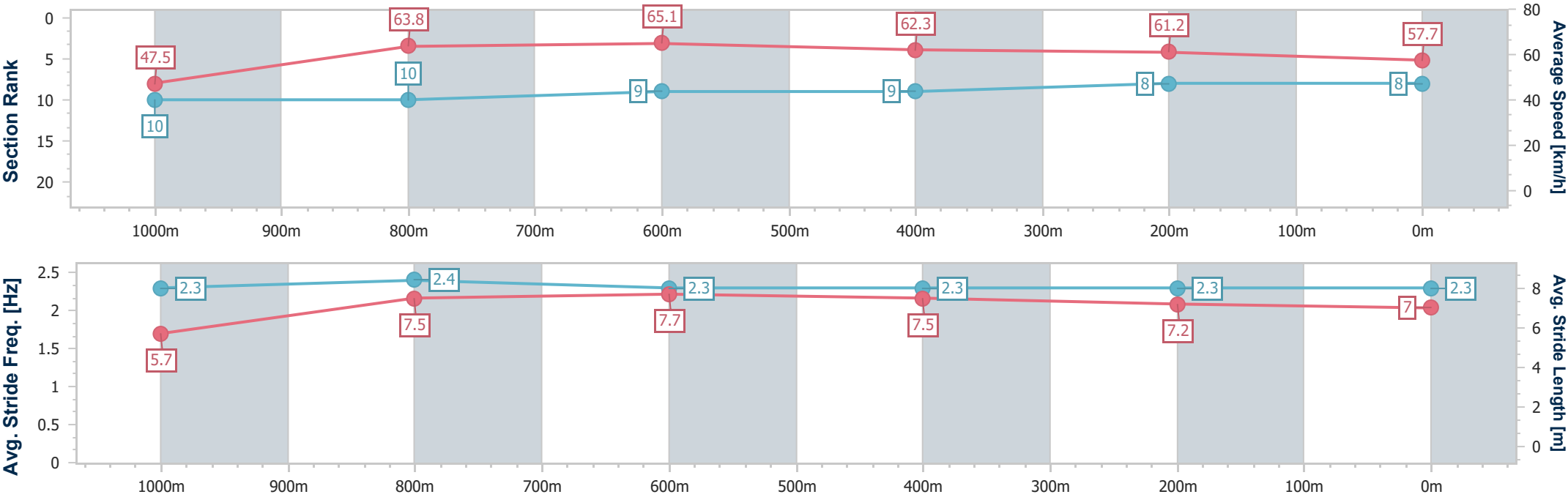


ToowoombaProfessional  
Race 1: SOUTHERN CROSS SHEDS RATINGS BAND 0 - 58  
Handicap - 1100m  
23 August 2025 - 17:19



Track Rating: Good 4, Weather: Fine, Rail Position: +2.5m Entire

| Section                | Overall                  | 1000m                     | 800m                      | 600m                     | 400m                     | 200m                     |  |  |  |  |  |  |  |
|------------------------|--------------------------|---------------------------|---------------------------|--------------------------|--------------------------|--------------------------|--|--|--|--|--|--|--|
| Section Times          | 1:07.79 [8]<br>(0:09.38) | 0:58.41 [10]<br>(0:11.30) | 0:47.11 [10]<br>(0:11.16) | 0:35.95 [9]<br>(0:11.66) | 0:24.29 [9]<br>(0:11.95) | 0:12.34 [8]<br>(0:12.34) |  |  |  |  |  |  |  |
| Average Speed [km/h]   | 47.5                     | 63.8                      | 65.1                      | 62.3                     | 61.2                     | 57.7                     |  |  |  |  |  |  |  |
| Top Speed [km/h]       | 48.4                     | 65.0                      | 66.0                      | 65.6                     | 62.9                     | 61.4                     |  |  |  |  |  |  |  |
| Avg. Dist. to Rail [m] | 7.1                      | 1.1                       | 1.8                       | 1.6                      | 3.5                      | 7.6                      |  |  |  |  |  |  |  |
| Avg. Stride Freq. [Hz] | 2.3                      | 2.4                       | 2.3                       | 2.3                      | 2.3                      | 2.3                      |  |  |  |  |  |  |  |
| Avg. Stride Length [m] | 5.7                      | 7.5                       | 7.7                       | 7.5                      | 7.2                      | 7.0                      |  |  |  |  |  |  |  |





|                                |                   |
|--------------------------------|-------------------|
| Horse/Jockey Name              | May               |
| Final Rank                     | 9                 |
| Fastest Section Time (Section) | 0:08.92 (Overall) |
| Top Speed [km/h] (Section)     | 67.6 (1000m)      |
| Race State                     | Finished          |

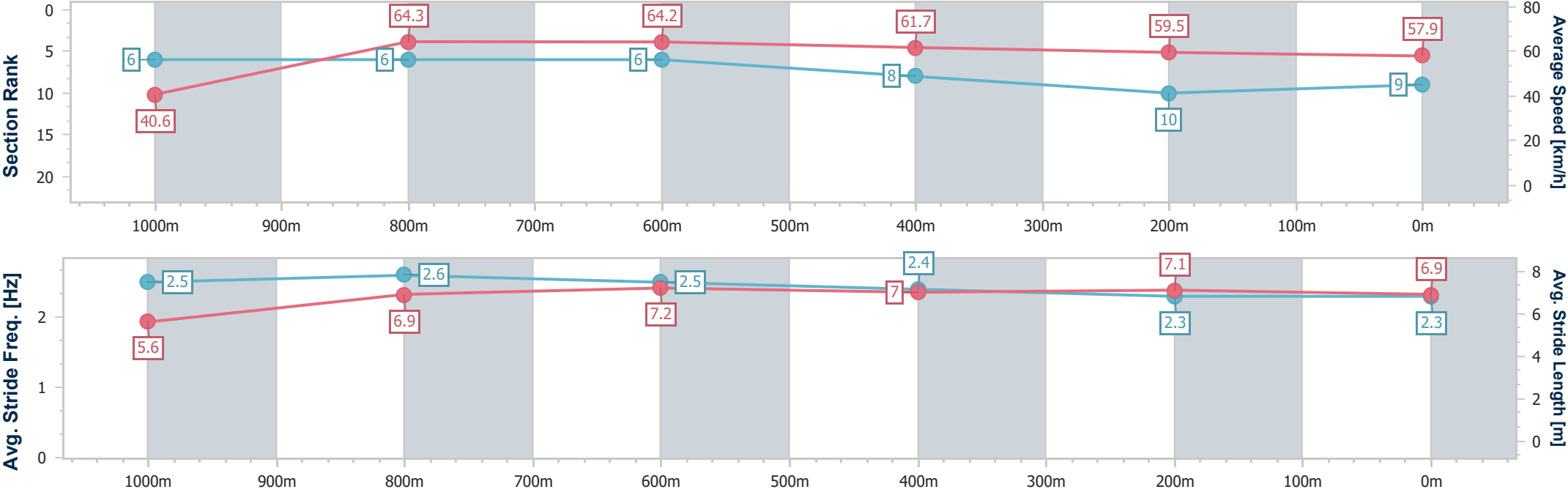


ToowoombaProfessional  
Race 1: SOUTHERN CROSS SHEDS RATINGS BAND 0 - 58  
Handicap - 1100m  
23 August 2025 - 17:19



Track Rating: Good 4, Weather: Fine, Rail Position: +2.5m Entire

| Section                | Overall                  | 1000m                    | 800m                     | 600m                     | 400m                     | 200m                      |  |  |  |  |  |  |  |
|------------------------|--------------------------|--------------------------|--------------------------|--------------------------|--------------------------|---------------------------|--|--|--|--|--|--|--|
| Section Times          | 1:07.99 [9]<br>(0:08.92) | 0:59.07 [6]<br>(0:11.30) | 0:47.77 [6]<br>(0:11.31) | 0:36.46 [6]<br>(0:11.80) | 0:24.66 [8]<br>(0:12.21) | 0:12.45 [10]<br>(0:12.45) |  |  |  |  |  |  |  |
| Average Speed [km/h]   | 40.6                     | 64.3                     | 64.2                     | 61.7                     | 59.5                     | 57.9                      |  |  |  |  |  |  |  |
| Top Speed [km/h]       | 62.0                     | 67.6                     | 67.3                     | 63.3                     | 60.5                     | 59.9                      |  |  |  |  |  |  |  |
| Avg. Dist. to Rail [m] | 9.1                      | 2.8                      | 2.7                      | 1.9                      | 3.1                      | 7.1                       |  |  |  |  |  |  |  |
| Avg. Stride Freq. [Hz] | 2.5                      | 2.6                      | 2.5                      | 2.4                      | 2.3                      | 2.3                       |  |  |  |  |  |  |  |
| Avg. Stride Length [m] | 5.6                      | 6.9                      | 7.2                      | 7.0                      | 7.1                      | 6.9                       |  |  |  |  |  |  |  |





|                                |                   |
|--------------------------------|-------------------|
| Horse/Jockey Name              | Asgoodasyougett   |
| Final Rank                     | 10                |
| Fastest Section Time (Section) | 0:08.52 (Overall) |
| Top Speed [km/h] (Section)     | 66.0 (1000m)      |
| Race State                     | Finished          |

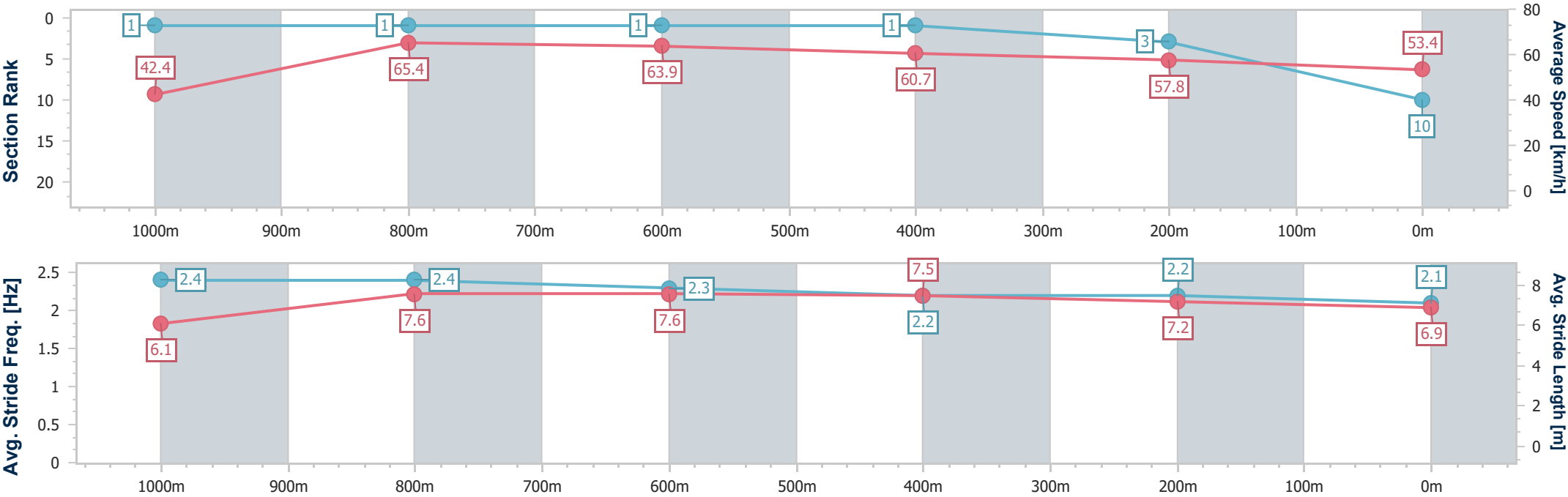


ToowoombaProfessional  
Race 1: SOUTHERN CROSS SHEDS RATINGS BAND 0 - 58  
Handicap - 1100m  
23 August 2025 - 17:19



Track Rating: Good 4, Weather: Fine, Rail Position: +2.5m Entire

| Section                | Overall                   | 1000m                    | 800m                     | 600m                     | 400m                     | 200m                     |  |  |  |  |  |  |  |  |
|------------------------|---------------------------|--------------------------|--------------------------|--------------------------|--------------------------|--------------------------|--|--|--|--|--|--|--|--|
| Section Times          | 1:08.47 [10]<br>(0:08.52) | 0:59.95 [1]<br>(0:11.00) | 0:48.95 [1]<br>(0:11.18) | 0:37.77 [1]<br>(0:11.85) | 0:25.92 [1]<br>(0:12.42) | 0:13.50 [3]<br>(0:13.50) |  |  |  |  |  |  |  |  |
| Average Speed [km/h]   | 42.4                      | 65.4                     | 63.9                     | 60.7                     | 57.8                     | 53.4                     |  |  |  |  |  |  |  |  |
| Top Speed [km/h]       | 63.6                      | 66.0                     | 65.6                     | 62.8                     | 59.3                     | 56.2                     |  |  |  |  |  |  |  |  |
| Avg. Dist. to Rail [m] | 0.7                       | 0.6                      | 1.1                      | 0.6                      | 0.2                      | 0.3                      |  |  |  |  |  |  |  |  |
| Avg. Stride Freq. [Hz] | 2.4                       | 2.4                      | 2.3                      | 2.2                      | 2.2                      | 2.1                      |  |  |  |  |  |  |  |  |
| Avg. Stride Length [m] | 6.1                       | 7.6                      | 7.6                      | 7.5                      | 7.2                      | 6.9                      |  |  |  |  |  |  |  |  |





# Toowoomba Professional

## Race 2: EMPIRE OF JAPAN BENCHMARK 70 Handicap - 1625m

23 August 2025 - 17:59



Track Rating: Good 4, Weather: Fine, Rail Position: +2.5m Entire

| Section     |     |                 |         |                     |                    | Overall              | 1400m                | 1200m                | 1000m                | 800m                 | 600m                 | 400m                 | Last 600m |                           |  |
|-------------|-----|-----------------|---------|---------------------|--------------------|----------------------|----------------------|----------------------|----------------------|----------------------|----------------------|----------------------|-----------|---------------------------|--|
| Field Times |     |                 |         |                     |                    | 1:40.89<br>(0:16.05) | 1:24.84<br>(0:11.93) | 1:12.91<br>(0:12.45) | 1:00.46<br>(0:12.69) | 0:47.77<br>(0:12.52) | 0:35.25<br>(0:11.92) | 0:23.33<br>(0:11.56) | 0:35.25   |                           |  |
| Rank        | TAB | Horse/Jockey    | Barrier | Top Speed<br>[km/h] | Fastest<br>Section |                      |                      |                      |                      |                      |                      |                      |           | Distance<br>Travelled [m] |  |
| 1           | 9   | SHAKE'N'BAKE    | 5       | 65.2                | 0:11.56            | 1:40.89 [1]          | 1:24.73 [2]          | 1:12.83 [2]          | 1:00.40 [2]          | 0:47.65 [3]          | 0:35.13 [3]          | 0:23.33 [1]          | 0:35.13   |                           |  |
|             |     | Bailey Wheeler  |         | Overall             | 400m               | (0:16.16)            | (0:11.90)            | (0:12.43)            | (0:12.75)            | (0:12.52)            | (0:11.80)            | (0:11.56)            |           |                           |  |
| 2           | 2   | COLD ONE        | 4       | 65.5                | 0:11.61            | 1:41.18 [2]          | 1:25.13 [1]          | 1:13.20 [1]          | 1:00.75 [1]          | 0:48.06 [1]          | 0:35.47 [2]          | 0:23.61 [2]          | 0:35.47   | +3                        |  |
|             |     | Sariah Champkin |         | Overall             | 400m               | (0:16.05)            | (0:11.93)            | (0:12.45)            | (0:12.69)            | (0:12.59)            | (0:11.86)            | (0:11.61)            |           |                           |  |
| 3           | 8   | COUNT THE COIN  | 3       | 63.5                | 0:11.73            | 1:41.61 [3]          | 1:25.34 [3]          | 1:13.29 [4]          | 1:00.86 [4]          | 0:48.16 [5]          | 0:35.67 [5]          | 0:23.73 [4]          | 0:35.67   | +6                        |  |
|             |     | Montanna Savva  |         | Overall             | 400m               | (0:16.27)            | (0:12.05)            | (0:12.43)            | (0:12.70)            | (0:12.49)            | (0:11.94)            | (0:11.73)            |           |                           |  |
| 4           | 7   | MARENARO        | 1       | 62.7                | 0:11.74            | 1:41.67 [4]          | 1:25.27 [4]          | 1:13.53 [3]          | 1:01.09 [3]          | 0:48.45 [2]          | 0:36.03 [1]          | 0:23.86 [3]          | 0:36.03   | -2                        |  |
|             |     | Cody Collis     |         | Overall             | 1400m              | (0:16.40)            | (0:11.74)            | (0:12.44)            | (0:12.64)            | (0:12.42)            | (0:12.17)            | (0:11.94)            |           |                           |  |
| 5           | 1   | GUZUMPED        | 6       | 63.6                | 0:11.76            | 1:41.73 [5]          | 1:25.20 [7]          | 1:13.13 [8]          | 1:00.71 [8]          | 0:47.99 [8]          | 0:35.52 [7]          | 0:23.58 [7]          | 0:35.52   | +7                        |  |
|             |     | Jake Molloy     |         | Overall             | 200m               | (0:16.53)            | (0:12.07)            | (0:12.42)            | (0:12.72)            | (0:12.47)            | (0:11.94)            | (0:11.82)            |           |                           |  |
| 6           | 4   | MALECON         | 9       | 66.0                | 0:11.83            | 1:41.83 [6]          | 1:25.35 [6]          | 1:13.30 [7]          | 1:00.87 [6]          | 0:48.17 [6]          | 0:35.77 [6]          | 0:23.73 [6]          | 0:35.77   | +12                       |  |
|             |     | Chelsea Baker   |         | Overall             | 200m               | (0:16.48)            | (0:12.05)            | (0:12.43)            | (0:12.70)            | (0:12.40)            | (0:12.04)            | (0:11.90)            |           |                           |  |
| 7           | 11  | BRINGME         | 7       | 64.2                | 0:11.75            | 1:41.88 [7]          | 1:25.19 [9]          | 1:13.18 [9]          | 1:00.68 [9]          | 0:47.89 [9]          | 0:35.37 [9]          | 0:23.62 [9]          | 0:35.37   | +3                        |  |
|             |     | Shania Willis   |         | Overall             | 600m               | (0:16.69)            | (0:12.01)            | (0:12.50)            | (0:12.79)            | (0:12.52)            | (0:11.75)            | (0:11.81)            |           |                           |  |
| 8           | 6   | BOWRIDER        | 2       | 62.7                | 0:11.77            | 1:41.89 [8]          | 1:25.33 [8]          | 1:13.38 [6]          | 1:00.89 [7]          | 0:48.19 [7]          | 0:35.65 [8]          | 0:23.74 [8]          | 0:35.65   | +1                        |  |
|             |     | Nozi Tomizawa   |         | Overall             | 400m               | (0:16.56)            | (0:11.95)            | (0:12.49)            | (0:12.70)            | (0:12.54)            | (0:11.91)            | (0:11.77)            |           |                           |  |
| 9           | 5   | KNEZE           | 10      | 65.5                | 0:11.99            | 1:42.46 [9]          | 1:26.01 [5]          | 1:14.01 [5]          | 1:01.68 [5]          | 0:49.06 [4]          | 0:36.54 [4]          | 0:24.55 [5]          | 0:36.54   | +13                       |  |
|             |     | Jade Metcalfe   |         | Overall             | 600m               | (0:16.45)            | (0:12.00)            | (0:12.33)            | (0:12.62)            | (0:12.52)            | (0:11.99)            | (0:12.15)            |           |                           |  |

Scratched: Start Strutting (#3), Moonshine Run (#10)



Toowoomba Professional  
Race 2: EMPIRE OF JAPAN BENCHMARK 70 Handicap - 1625m  
23 August 2025 - 17:59



Track Rating: Good 4, Weather: Fine, Rail Position: +2.5m Entire

| Section<br>Field Times |     |                 |         | 200m<br>0:11.77<br>(0:11.77) |                    | Last 600m<br>0:35.25 |         |  |                           |
|------------------------|-----|-----------------|---------|------------------------------|--------------------|----------------------|---------|--|---------------------------|
| Rank                   | TAB | Horse/Jockey    | Barrier | Top Speed<br>[km/h]          | Fastest<br>Section | Margin               |         |  | Distance<br>Travelled [m] |
| 1                      | 9   | SHAKE'N'BAKE    | 5       | 65.2                         | 0:11.56            | 0:11.77 [1]          | 1:40.89 |  | 0:35.13                   |
|                        |     | Bailey Wheeler  |         | Overall                      | 400m               | (0:11.77)            |         |  |                           |
| 2                      | 2   | COLD ONE        | 4       | 65.5                         | 0:11.61            | 0:12.00 [2]          | 1.66L   |  | 0:35.47 +3                |
|                        |     | Sariah Champkin |         | Overall                      | 400m               | (0:12.00)            |         |  |                           |
| 3                      | 8   | COUNT THE COIN  | 3       | 63.5                         | 0:11.73            | 0:12.00 [3]          | 4.19L   |  | 0:35.67 +6                |
|                        |     | Montanna Savva  |         | Overall                      | 400m               | (0:12.00)            |         |  |                           |
| 4                      | 7   | MARENARO        | 1       | 62.7                         | 0:11.74            | 0:11.92 [4]          | 4.56L   |  | 0:36.03 -2                |
|                        |     | Cody Collis     |         | Overall                      | 1400m              | (0:11.92)            |         |  |                           |
| 5                      | 1   | GUZUMPED        | 6       | 63.6                         | 0:11.76            | 0:11.76 [6]          | 4.92L   |  | 0:35.52 +7                |
|                        |     | Jake Molloy     |         | Overall                      | 200m               | (0:11.76)            |         |  |                           |
| 6                      | 4   | MALECON         | 9       | 66.0                         | 0:11.83            | 0:11.83 [7]          | 5.52L   |  | 0:35.77 +12               |
|                        |     | Chelsea Baker   |         | Overall                      | 200m               | (0:11.83)            |         |  |                           |
| 7                      | 11  | BRINGME         | 7       | 64.2                         | 0:11.75            | 0:11.81 [9]          | 5.8L    |  | 0:35.37 +3                |
|                        |     | Shania Willis   |         | Overall                      | 600m               | (0:11.81)            |         |  |                           |
| 8                      | 6   | BOWRIDER        | 2       | 62.7                         | 0:11.77            | 0:11.97 [5]          | 5.86L   |  | 0:35.65 +1                |
|                        |     | Nozi Tomizawa   |         | Overall                      | 400m               | (0:11.97)            |         |  |                           |
| 9                      | 5   | KNEZE           | 10      | 65.5                         | 0:11.99            | 0:12.40 [8]          | 9.23L   |  | 0:36.54 +13               |
|                        |     | Jade Metcalfe   |         | Overall                      | 600m               | (0:12.40)            |         |  |                           |

Scratched: Start Strutting (#3), Moonshine Run (#10)



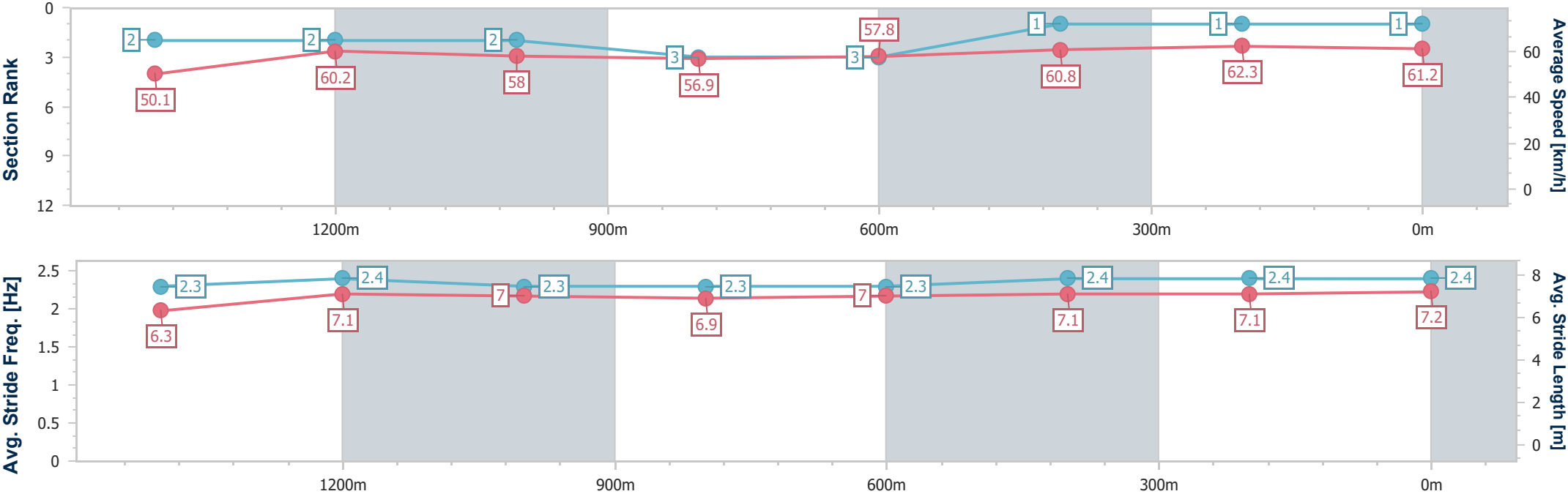
|                                |                |
|--------------------------------|----------------|
| Horse/Jockey Name              | Shake'n'bake   |
| Final Rank                     | 1              |
| Fastest Section Time (Section) | 0:11.56 (400m) |
| Top Speed [km/h] (Section)     | 65.2 (Overall) |
| Race State                     | Finished       |



ToowoombaProfessional  
Race 2: EMPIRE OF JAPAN BENCHMARK 70 Handicap - 1625m  
23 August 2025 - 17:59  
Track Rating: Good 4, Weather: Fine, Rail Position: +2.5m Entire



| Section                | Overall                  | 1400m                    | 1200m                    | 1000m                    | 800m                     | 600m                     | 400m                     | 200m                     |  |  |  |  |  |
|------------------------|--------------------------|--------------------------|--------------------------|--------------------------|--------------------------|--------------------------|--------------------------|--------------------------|--|--|--|--|--|
| Section Times          | 1:40.89 [1]<br>(0:16.16) | 1:24.73 [2]<br>(0:11.90) | 1:12.83 [2]<br>(0:12.43) | 1:00.40 [2]<br>(0:12.75) | 0:47.65 [3]<br>(0:12.52) | 0:35.13 [3]<br>(0:11.80) | 0:23.33 [1]<br>(0:11.56) | 0:11.77 [1]<br>(0:11.77) |  |  |  |  |  |
| Average Speed [km/h]   | 50.1                     | 60.2                     | 58.0                     | 56.9                     | 57.8                     | 60.8                     | 62.3                     | 61.2                     |  |  |  |  |  |
| Top Speed [km/h]       | 65.2                     | 62.7                     | 58.5                     | 57.4                     | 60.0                     | 62.1                     | 63.6                     | 62.1                     |  |  |  |  |  |
| Avg. Dist. to Rail [m] | 2.8                      | 1.3                      | 0.9                      | 1.8                      | 1.7                      | 0.5                      | 0.9                      | 2.0                      |  |  |  |  |  |
| Avg. Stride Freq. [Hz] | 2.3                      | 2.4                      | 2.3                      | 2.3                      | 2.3                      | 2.4                      | 2.4                      | 2.4                      |  |  |  |  |  |
| Avg. Stride Length [m] | 6.3                      | 7.1                      | 7.0                      | 6.9                      | 7.0                      | 7.1                      | 7.1                      | 7.2                      |  |  |  |  |  |





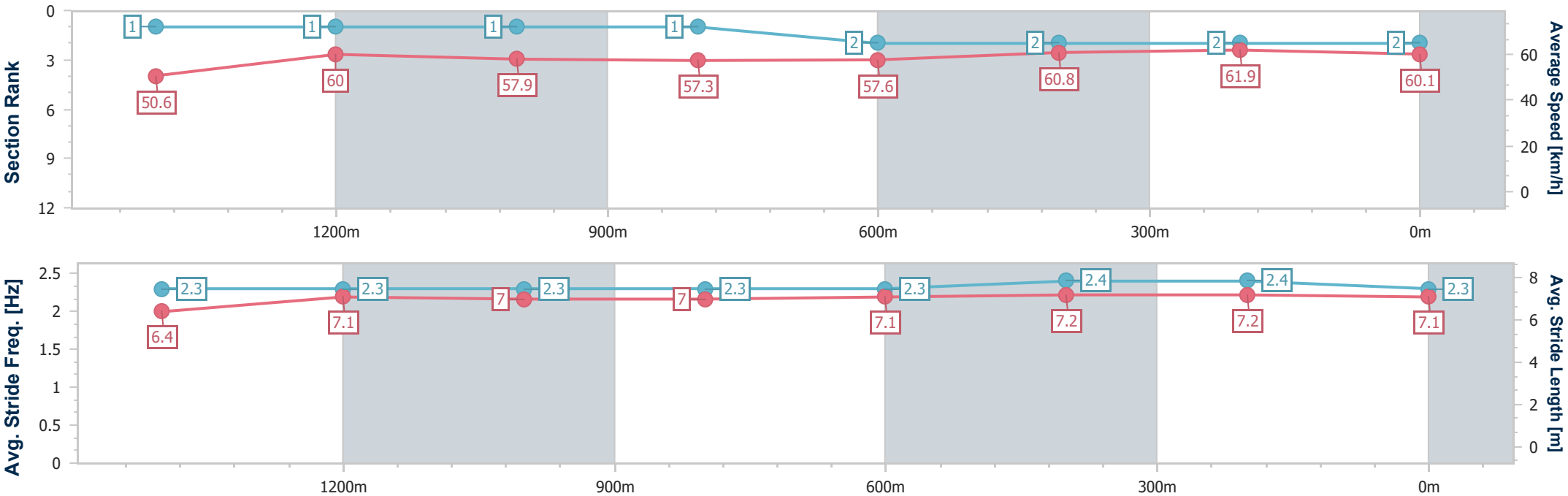
|                                |                |
|--------------------------------|----------------|
| Horse/Jockey Name              | Cold One       |
| Final Rank                     | 2              |
| Fastest Section Time (Section) | 0:11.61 (400m) |
| Top Speed [km/h] (Section)     | 65.5 (Overall) |
| Race State                     | Finished       |



ToowoombaProfessional  
Race 2: EMPIRE OF JAPAN BENCHMARK 70 Handicap - 1625m  
23 August 2025 - 17:59  
Track Rating: Good 4, Weather: Fine, Rail Position: +2.5m Entire



| Section                | Overall                  | 1400m                    | 1200m                    | 1000m                    | 800m                     | 600m                     | 400m                     | 200m                     |  |  |  |  |  |
|------------------------|--------------------------|--------------------------|--------------------------|--------------------------|--------------------------|--------------------------|--------------------------|--------------------------|--|--|--|--|--|
| Section Times          | 1:41.18 [2]<br>(0:16.05) | 1:25.13 [1]<br>(0:11.93) | 1:13.20 [1]<br>(0:12.45) | 1:00.75 [1]<br>(0:12.69) | 0:48.06 [1]<br>(0:12.59) | 0:35.47 [2]<br>(0:11.86) | 0:23.61 [2]<br>(0:11.61) | 0:12.00 [2]<br>(0:12.00) |  |  |  |  |  |
| Average Speed [km/h]   | 50.6                     | 60.0                     | 57.9                     | 57.3                     | 57.6                     | 60.8                     | 61.9                     | 60.1                     |  |  |  |  |  |
| Top Speed [km/h]       | 65.5                     | 63.6                     | 58.8                     | 57.9                     | 59.3                     | 62.1                     | 62.6                     | 62.5                     |  |  |  |  |  |
| Avg. Dist. to Rail [m] | 2.1                      | 0.5                      | 1.8                      | 2.5                      | 1.9                      | 0.4                      | 1.4                      | 2.2                      |  |  |  |  |  |
| Avg. Stride Freq. [Hz] | 2.3                      | 2.3                      | 2.3                      | 2.3                      | 2.3                      | 2.4                      | 2.4                      | 2.3                      |  |  |  |  |  |
| Avg. Stride Length [m] | 6.4                      | 7.1                      | 7.0                      | 7.0                      | 7.1                      | 7.2                      | 7.2                      | 7.1                      |  |  |  |  |  |





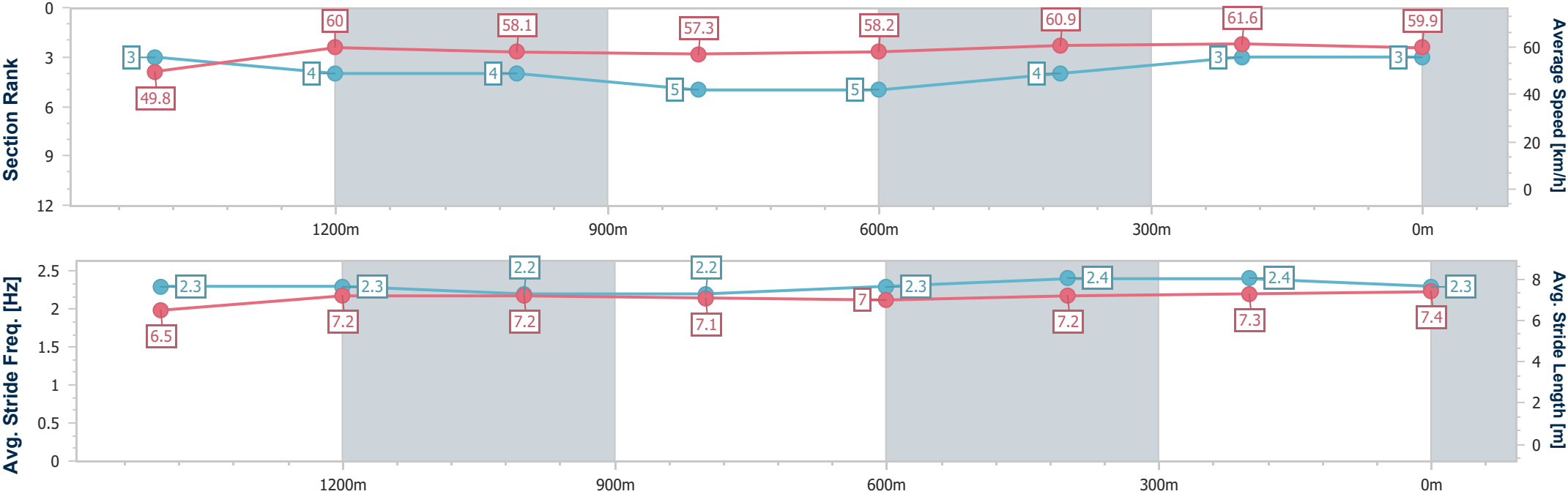
|                                |                |
|--------------------------------|----------------|
| Horse/Jockey Name              | Count The Coin |
| Final Rank                     | 3              |
| Fastest Section Time (Section) | 0:11.73 (400m) |
| Top Speed [km/h] (Section)     | 63.5 (Overall) |
| Race State                     | Finished       |



ToowoombaProfessional  
Race 2: EMPIRE OF JAPAN BENCHMARK 70 Handicap - 1625m  
23 August 2025 - 17:59  
Track Rating: Good 4, Weather: Fine, Rail Position: +2.5m Entire



| Section                | Overall                  | 1400m                    | 1200m                    | 1000m                    | 800m                     | 600m                     | 400m                     | 200m                     |  |  |  |  |  |
|------------------------|--------------------------|--------------------------|--------------------------|--------------------------|--------------------------|--------------------------|--------------------------|--------------------------|--|--|--|--|--|
| Section Times          | 1:41.61 [3]<br>(0:16.27) | 1:25.34 [3]<br>(0:12.05) | 1:13.29 [4]<br>(0:12.43) | 1:00.86 [4]<br>(0:12.70) | 0:48.16 [5]<br>(0:12.49) | 0:35.67 [5]<br>(0:11.94) | 0:23.73 [4]<br>(0:11.73) | 0:12.00 [3]<br>(0:12.00) |  |  |  |  |  |
| Average Speed [km/h]   | 49.8                     | 60.0                     | 58.1                     | 57.3                     | 58.2                     | 60.9                     | 61.6                     | 59.9                     |  |  |  |  |  |
| Top Speed [km/h]       | 63.5                     | 63.1                     | 58.9                     | 57.5                     | 59.5                     | 61.5                     | 62.0                     | 61.7                     |  |  |  |  |  |
| Avg. Dist. to Rail [m] | 1.7                      | 1.2                      | 2.4                      | 2.4                      | 2.8                      | 2.2                      | 0.9                      | 0.7                      |  |  |  |  |  |
| Avg. Stride Freq. [Hz] | 2.3                      | 2.3                      | 2.2                      | 2.2                      | 2.3                      | 2.4                      | 2.4                      | 2.3                      |  |  |  |  |  |
| Avg. Stride Length [m] | 6.5                      | 7.2                      | 7.2                      | 7.1                      | 7.0                      | 7.2                      | 7.3                      | 7.4                      |  |  |  |  |  |







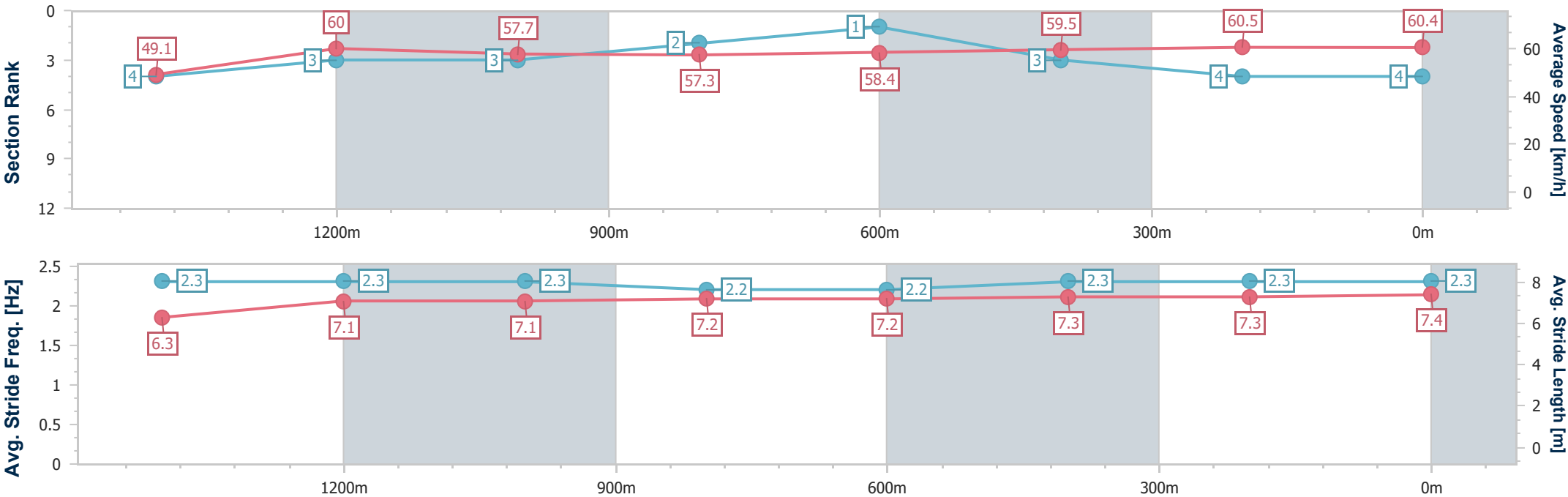
|                                |                 |
|--------------------------------|-----------------|
| Horse/Jockey Name              | Marenaro        |
| Final Rank                     | 4               |
| Fastest Section Time (Section) | 0:11.74 (1400m) |
| Top Speed [km/h] (Section)     | 62.7 (Overall)  |
| Race State                     | Finished        |



ToowoombaProfessional  
Race 2: EMPIRE OF JAPAN BENCHMARK 70 Handicap - 1625m  
23 August 2025 - 17:59  
Track Rating: Good 4, Weather: Fine, Rail Position: +2.5m Entire



| Section                | Overall                  | 1400m                    | 1200m                    | 1000m                    | 800m                     | 600m                     | 400m                     | 200m                     |  |  |  |  |  |
|------------------------|--------------------------|--------------------------|--------------------------|--------------------------|--------------------------|--------------------------|--------------------------|--------------------------|--|--|--|--|--|
| Section Times          | 1:41.67 [4]<br>(0:16.40) | 1:25.27 [4]<br>(0:11.74) | 1:13.53 [3]<br>(0:12.44) | 1:01.09 [3]<br>(0:12.64) | 0:48.45 [2]<br>(0:12.42) | 0:36.03 [1]<br>(0:12.17) | 0:23.86 [3]<br>(0:11.94) | 0:11.92 [4]<br>(0:11.92) |  |  |  |  |  |
| Average Speed [km/h]   | 49.1                     | 60.0                     | 57.7                     | 57.3                     | 58.4                     | 59.5                     | 60.5                     | 60.4                     |  |  |  |  |  |
| Top Speed [km/h]       | 62.7                     | 62.6                     | 58.7                     | 58.1                     | 60.0                     | 61.8                     | 62.1                     | 61.2                     |  |  |  |  |  |
| Avg. Dist. to Rail [m] | 2.7                      | 3.8                      | 0.9                      | 0.9                      | 1.2                      | 1.8                      | 0.5                      | 3.8                      |  |  |  |  |  |
| Avg. Stride Freq. [Hz] | 2.3                      | 2.3                      | 2.3                      | 2.2                      | 2.2                      | 2.3                      | 2.3                      | 2.3                      |  |  |  |  |  |
| Avg. Stride Length [m] | 6.3                      | 7.1                      | 7.1                      | 7.2                      | 7.2                      | 7.3                      | 7.3                      | 7.4                      |  |  |  |  |  |





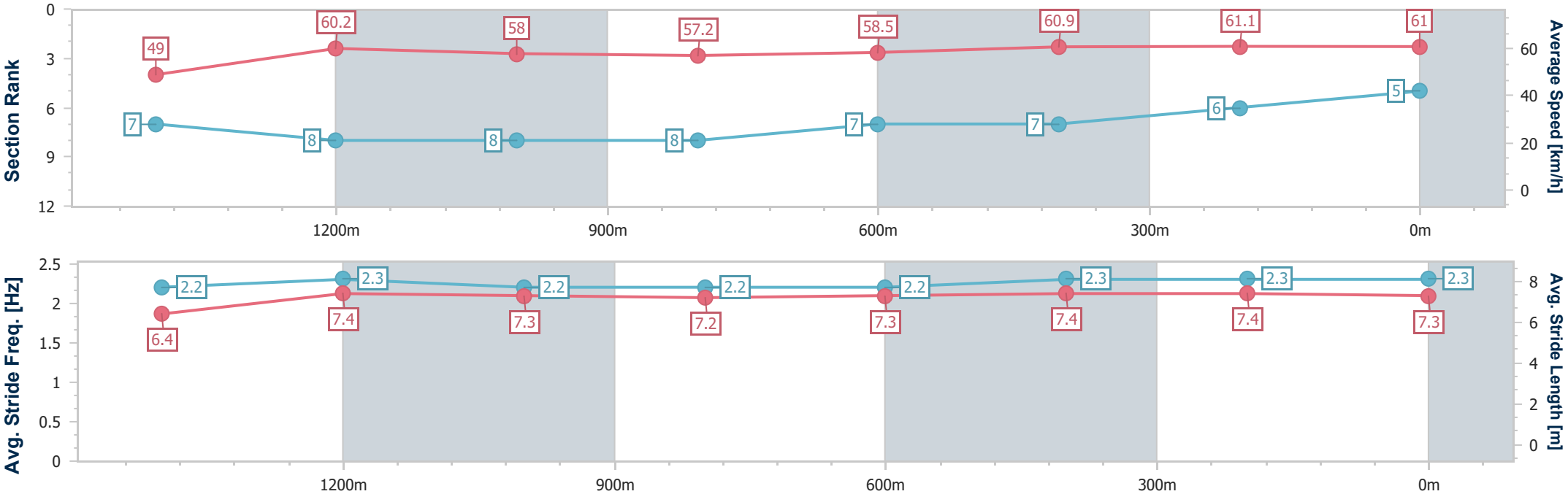
|                                |                |
|--------------------------------|----------------|
| Horse/Jockey Name              | Guzumped       |
| Final Rank                     | 5              |
| Fastest Section Time (Section) | 0:11.76 (200m) |
| Top Speed [km/h] (Section)     | 63.6 (Overall) |
| Race State                     | Finished       |



ToowoombaProfessional  
Race 2: EMPIRE OF JAPAN BENCHMARK 70 Handicap - 1625m  
23 August 2025 - 17:59  
Track Rating: Good 4, Weather: Fine, Rail Position: +2.5m Entire



| Section                | Overall                  | 1400m                    | 1200m                    | 1000m                    | 800m                     | 600m                     | 400m                     | 200m                     |  |  |  |  |  |
|------------------------|--------------------------|--------------------------|--------------------------|--------------------------|--------------------------|--------------------------|--------------------------|--------------------------|--|--|--|--|--|
| Section Times          | 1:41.73 [5]<br>(0:16.53) | 1:25.20 [7]<br>(0:12.07) | 1:13.13 [8]<br>(0:12.42) | 1:00.71 [8]<br>(0:12.72) | 0:47.99 [8]<br>(0:12.47) | 0:35.52 [7]<br>(0:11.94) | 0:23.58 [7]<br>(0:11.82) | 0:11.76 [6]<br>(0:11.76) |  |  |  |  |  |
| Average Speed [km/h]   | 49.0                     | 60.2                     | 58.0                     | 57.2                     | 58.5                     | 60.9                     | 61.1                     | 61.0                     |  |  |  |  |  |
| Top Speed [km/h]       | 63.6                     | 62.5                     | 59.0                     | 58.4                     | 59.4                     | 61.9                     | 62.6                     | 62.0                     |  |  |  |  |  |
| Avg. Dist. to Rail [m] | 2.7                      | 1.0                      | 2.9                      | 3.1                      | 3.1                      | 1.9                      | 1.7                      | 3.8                      |  |  |  |  |  |
| Avg. Stride Freq. [Hz] | 2.2                      | 2.3                      | 2.2                      | 2.2                      | 2.2                      | 2.3                      | 2.3                      | 2.3                      |  |  |  |  |  |
| Avg. Stride Length [m] | 6.4                      | 7.4                      | 7.3                      | 7.2                      | 7.3                      | 7.4                      | 7.4                      | 7.3                      |  |  |  |  |  |





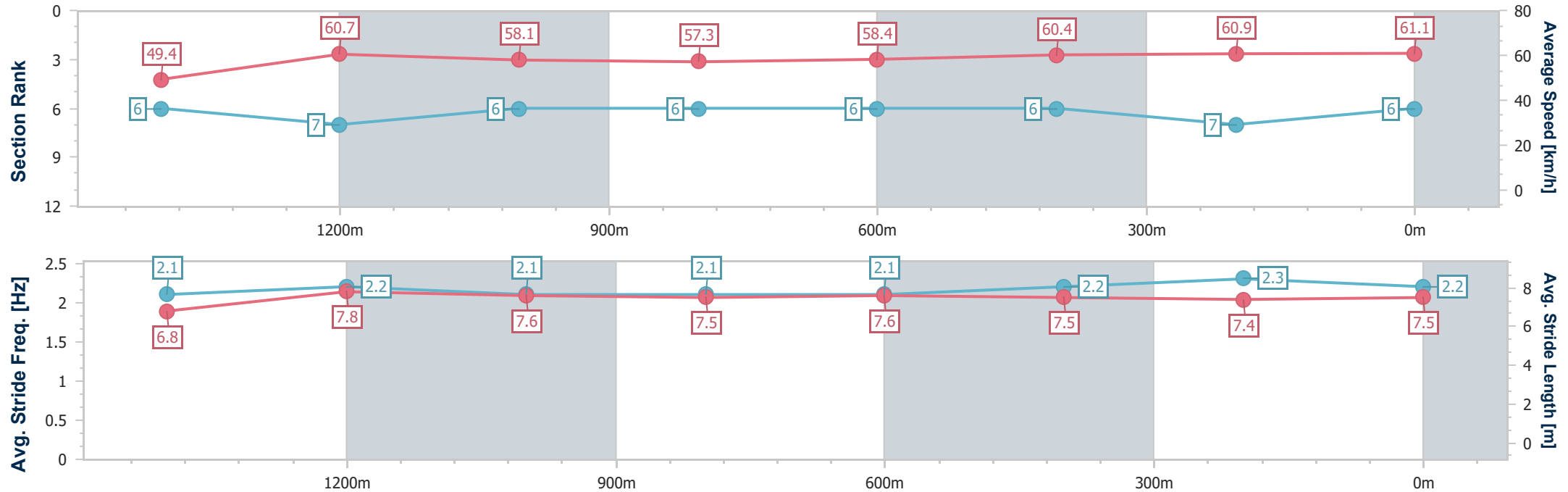
|                                |                |
|--------------------------------|----------------|
| Horse/Jockey Name              | Malecon        |
| Final Rank                     | 6              |
| Fastest Section Time (Section) | 0:11.83 (200m) |
| Top Speed [km/h] (Section)     | 66.0 (Overall) |
| Race State                     | Finished       |



ToowoombaProfessional  
Race 2: EMPIRE OF JAPAN BENCHMARK 70 Handicap - 1625m  
23 August 2025 - 17:59  
Track Rating: Good 4, Weather: Fine, Rail Position: +2.5m Entire



| Section                | Overall                  | 1400m                    | 1200m                    | 1000m                    | 800m                     | 600m                     | 400m                     | 200m                     |  |  |  |  |  |
|------------------------|--------------------------|--------------------------|--------------------------|--------------------------|--------------------------|--------------------------|--------------------------|--------------------------|--|--|--|--|--|
| Section Times          | 1:41.83 [6]<br>(0:16.48) | 1:25.35 [6]<br>(0:12.05) | 1:13.30 [7]<br>(0:12.43) | 1:00.87 [6]<br>(0:12.70) | 0:48.17 [6]<br>(0:12.40) | 0:35.77 [6]<br>(0:12.04) | 0:23.73 [6]<br>(0:11.90) | 0:11.83 [7]<br>(0:11.83) |  |  |  |  |  |
| Average Speed [km/h]   | 49.4                     | 60.7                     | 58.1                     | 57.3                     | 58.4                     | 60.4                     | 60.9                     | 61.1                     |  |  |  |  |  |
| Top Speed [km/h]       | 66.0                     | 64.4                     | 59.7                     | 58.6                     | 60.0                     | 61.2                     | 61.3                     | 61.3                     |  |  |  |  |  |
| Avg. Dist. to Rail [m] | 5.1                      | 2.8                      | 4.0                      | 3.1                      | 2.1                      | 2.1                      | 2.7                      | 4.2                      |  |  |  |  |  |
| Avg. Stride Freq. [Hz] | 2.1                      | 2.2                      | 2.1                      | 2.1                      | 2.1                      | 2.2                      | 2.3                      | 2.2                      |  |  |  |  |  |
| Avg. Stride Length [m] | 6.8                      | 7.8                      | 7.6                      | 7.5                      | 7.6                      | 7.5                      | 7.4                      | 7.5                      |  |  |  |  |  |



[ ] Ranking at each section and finish  
-.-.- No data available at this section  
NA No data available



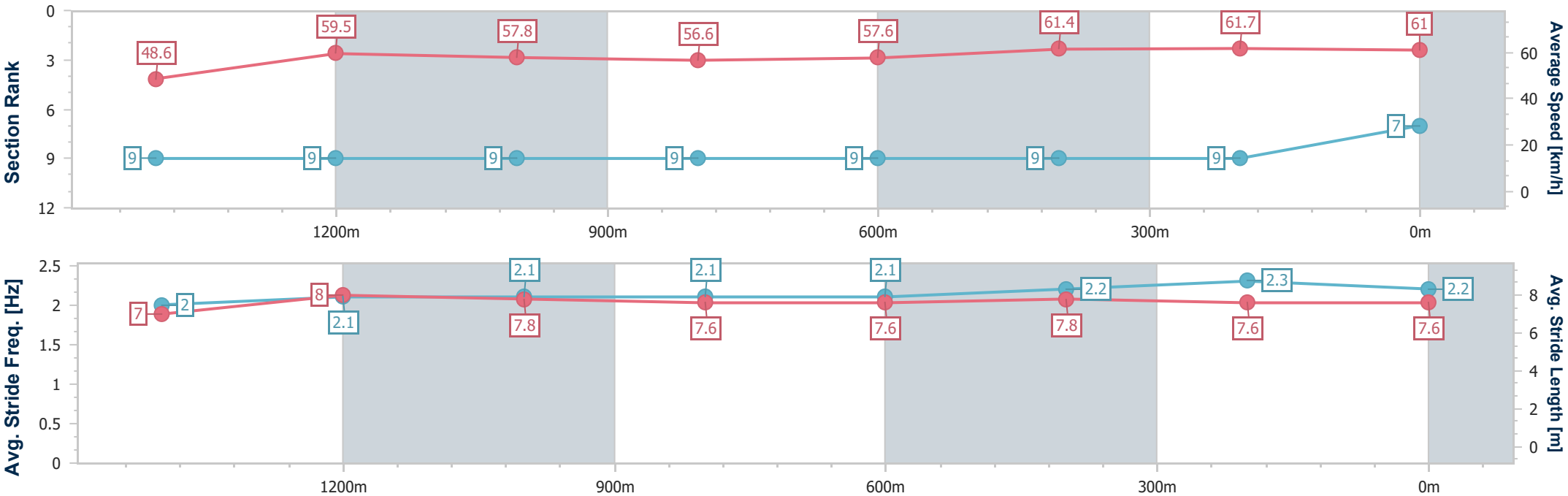
|                                |                |
|--------------------------------|----------------|
| Horse/Jockey Name              | Bringme        |
| Final Rank                     | 7              |
| Fastest Section Time (Section) | 0:11.75 (600m) |
| Top Speed [km/h] (Section)     | 64.2 (Overall) |
| Race State                     | Finished       |



ToowoombaProfessional  
Race 2: EMPIRE OF JAPAN BENCHMARK 70 Handicap - 1625m  
23 August 2025 - 17:59  
Track Rating: Good 4, Weather: Fine, Rail Position: +2.5m Entire



| Section                | Overall                  | 1400m                    | 1200m                    | 1000m                    | 800m                     | 600m                     | 400m                     | 200m                     |  |  |  |  |  |
|------------------------|--------------------------|--------------------------|--------------------------|--------------------------|--------------------------|--------------------------|--------------------------|--------------------------|--|--|--|--|--|
| Section Times          | 1:41.88 [7]<br>(0:16.69) | 1:25.19 [9]<br>(0:12.01) | 1:13.18 [9]<br>(0:12.50) | 1:00.68 [9]<br>(0:12.79) | 0:47.89 [9]<br>(0:12.52) | 0:35.37 [9]<br>(0:11.75) | 0:23.62 [9]<br>(0:11.81) | 0:11.81 [9]<br>(0:11.81) |  |  |  |  |  |
| Average Speed [km/h]   | 48.6                     | 59.5                     | 57.8                     | 56.6                     | 57.6                     | 61.4                     | 61.7                     | 61.0                     |  |  |  |  |  |
| Top Speed [km/h]       | 64.2                     | 63.0                     | 58.8                     | 58.0                     | 59.1                     | 62.8                     | 62.7                     | 62.6                     |  |  |  |  |  |
| Avg. Dist. to Rail [m] | 3.5                      | 1.1                      | 1.5                      | 1.1                      | 0.9                      | 0.9                      | 4.0                      | 4.6                      |  |  |  |  |  |
| Avg. Stride Freq. [Hz] | 2.0                      | 2.1                      | 2.1                      | 2.1                      | 2.1                      | 2.2                      | 2.3                      | 2.2                      |  |  |  |  |  |
| Avg. Stride Length [m] | 7.0                      | 8.0                      | 7.8                      | 7.6                      | 7.6                      | 7.8                      | 7.6                      | 7.6                      |  |  |  |  |  |





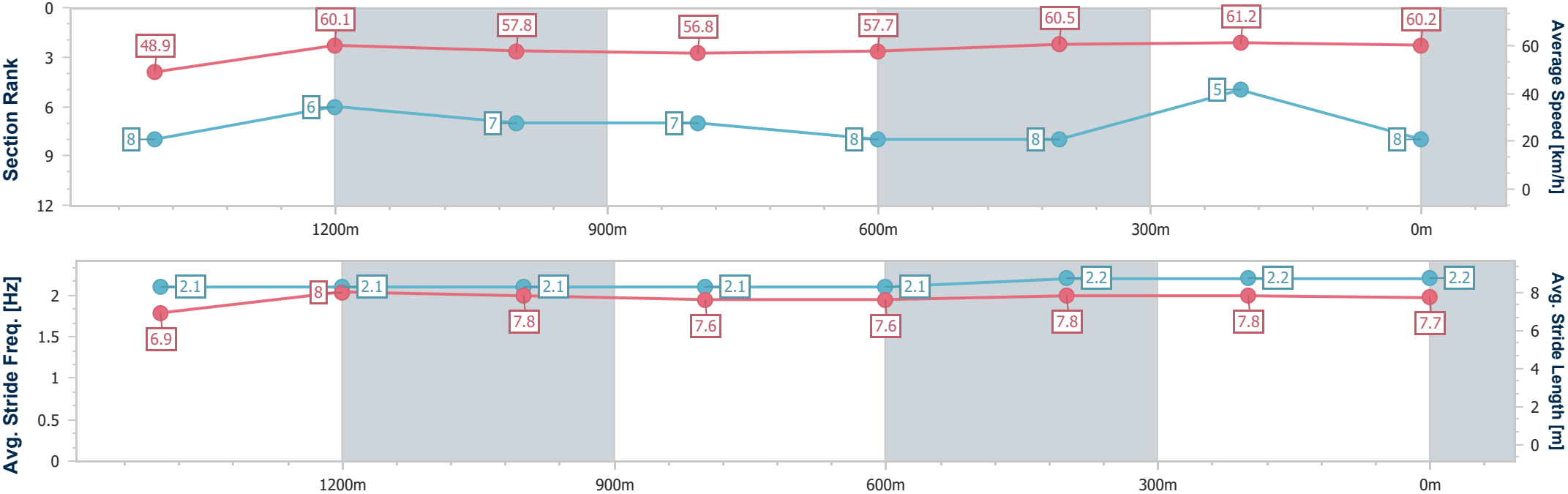
|                                |                |
|--------------------------------|----------------|
| Horse/Jockey Name              | Bowrider       |
| Final Rank                     | 8              |
| Fastest Section Time (Section) | 0:11.77 (400m) |
| Top Speed [km/h] (Section)     | 62.7 (Overall) |
| Race State                     | Finished       |



ToowoombaProfessional  
Race 2: EMPIRE OF JAPAN BENCHMARK 70 Handicap - 1625m  
23 August 2025 - 17:59  
Track Rating: Good 4, Weather: Fine, Rail Position: +2.5m Entire



| Section                | Overall                  | 1400m                    | 1200m                    | 1000m                    | 800m                     | 600m                     | 400m                     | 200m                     |  |  |  |  |  |
|------------------------|--------------------------|--------------------------|--------------------------|--------------------------|--------------------------|--------------------------|--------------------------|--------------------------|--|--|--|--|--|
| Section Times          | 1:41.89 [8]<br>(0:16.56) | 1:25.33 [8]<br>(0:11.95) | 1:13.38 [6]<br>(0:12.49) | 1:00.89 [7]<br>(0:12.70) | 0:48.19 [7]<br>(0:12.54) | 0:35.65 [8]<br>(0:11.91) | 0:23.74 [8]<br>(0:11.77) | 0:11.97 [5]<br>(0:11.97) |  |  |  |  |  |
| Average Speed [km/h]   | 48.9                     | 60.1                     | 57.8                     | 56.8                     | 57.7                     | 60.5                     | 61.2                     | 60.2                     |  |  |  |  |  |
| Top Speed [km/h]       | 62.7                     | 62.2                     | 59.0                     | 57.8                     | 59.9                     | 61.5                     | 61.9                     | 61.2                     |  |  |  |  |  |
| Avg. Dist. to Rail [m] | 2.8                      | 0.3                      | 0.6                      | 1.1                      | 1.5                      | 0.4                      | 0.6                      | 2.1                      |  |  |  |  |  |
| Avg. Stride Freq. [Hz] | 2.1                      | 2.1                      | 2.1                      | 2.1                      | 2.1                      | 2.2                      | 2.2                      | 2.2                      |  |  |  |  |  |
| Avg. Stride Length [m] | 6.9                      | 8.0                      | 7.8                      | 7.6                      | 7.6                      | 7.8                      | 7.8                      | 7.7                      |  |  |  |  |  |





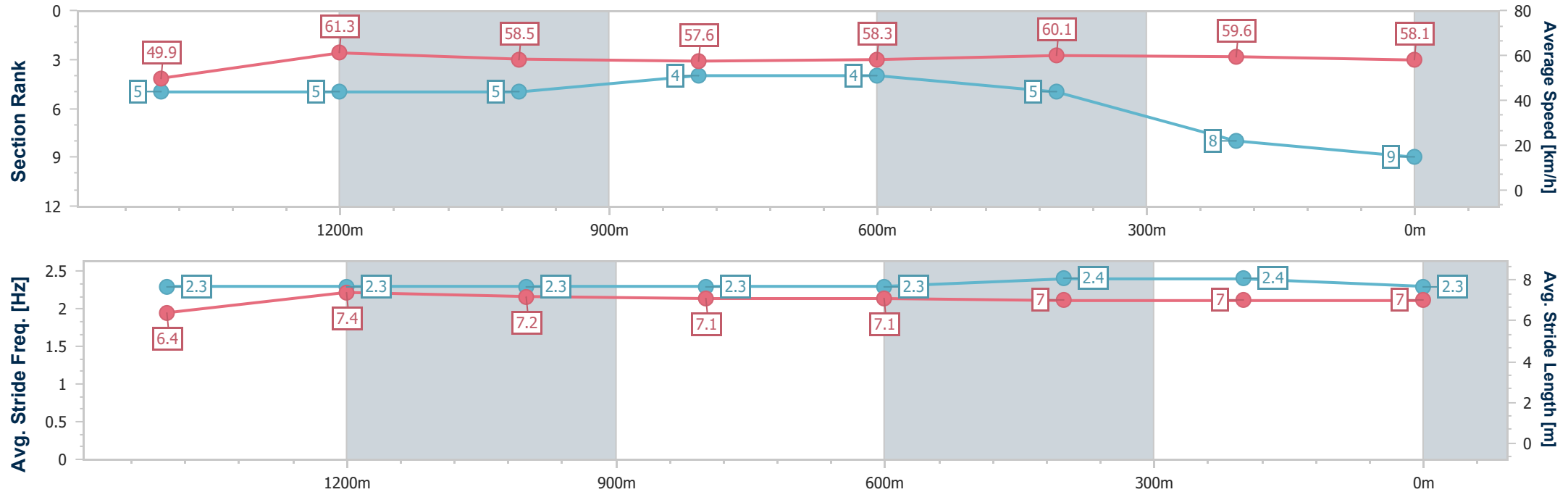
|                                |                |
|--------------------------------|----------------|
| Horse/Jockey Name              | Kneze          |
| Final Rank                     | 9              |
| Fastest Section Time (Section) | 0:11.99 (600m) |
| Top Speed [km/h] (Section)     | 65.5 (Overall) |
| Race State                     | Finished       |



ToowoombaProfessional  
Race 2: EMPIRE OF JAPAN BENCHMARK 70 Handicap - 1625m  
23 August 2025 - 17:59  
Track Rating: Good 4, Weather: Fine, Rail Position: +2.5m Entire



| Section                | Overall                  | 1400m                    | 1200m                    | 1000m                    | 800m                     | 600m                     | 400m                     | 200m                     |  |  |  |  |  |
|------------------------|--------------------------|--------------------------|--------------------------|--------------------------|--------------------------|--------------------------|--------------------------|--------------------------|--|--|--|--|--|
| Section Times          | 1:42.46 [9]<br>(0:16.45) | 1:26.01 [5]<br>(0:12.00) | 1:14.01 [5]<br>(0:12.33) | 1:01.68 [5]<br>(0:12.62) | 0:49.06 [4]<br>(0:12.52) | 0:36.54 [4]<br>(0:11.99) | 0:24.55 [5]<br>(0:12.15) | 0:12.40 [8]<br>(0:12.40) |  |  |  |  |  |
| Average Speed [km/h]   | 49.9                     | 61.3                     | 58.5                     | 57.6                     | 58.3                     | 60.1                     | 59.6                     | 58.1                     |  |  |  |  |  |
| Top Speed [km/h]       | 65.5                     | 64.9                     | 59.3                     | 58.3                     | 60.2                     | 61.4                     | 60.5                     | 58.9                     |  |  |  |  |  |
| Avg. Dist. to Rail [m] | 8.7                      | 3.7                      | 3.8                      | 3.6                      | 2.7                      | 0.6                      | 1.9                      | 2.1                      |  |  |  |  |  |
| Avg. Stride Freq. [Hz] | 2.3                      | 2.3                      | 2.3                      | 2.3                      | 2.3                      | 2.4                      | 2.4                      | 2.3                      |  |  |  |  |  |
| Avg. Stride Length [m] | 6.4                      | 7.4                      | 7.2                      | 7.1                      | 7.1                      | 7.0                      | 7.0                      | 7.0                      |  |  |  |  |  |





# Toowoomba Professional

## Race 3: ARMSTRONG GWM Class 2 Handicap - 1890m

23 August 2025 - 18:35



Track Rating: Good 4, Weather: Fine, Rail Position: +2.5m Entire

| Section     |     |                     |         |                     |                    | Overall              | 1600m                | 1400m                | 1200m                | 1000m                | 800m                 | 600m                 | Last 600m |                           |
|-------------|-----|---------------------|---------|---------------------|--------------------|----------------------|----------------------|----------------------|----------------------|----------------------|----------------------|----------------------|-----------|---------------------------|
| Field Times |     |                     |         |                     |                    | 2:00.80<br>(0:22.38) | 1:38.42<br>(0:11.78) | 1:26.64<br>(0:12.10) | 1:14.54<br>(0:12.58) | 1:01.96<br>(0:12.82) | 0:49.14<br>(0:12.35) | 0:36.79<br>(0:12.48) | 0:36.79   |                           |
| Rank        | TAB | Horse/Jockey        | Barrier | Top Speed<br>[km/h] | Fastest<br>Section |                      |                      |                      |                      |                      |                      |                      |           | Distance<br>Travelled [m] |
| 1           | 3   | HIDEYO              | 12      | 66.8                | 0:11.72            | 2:00.80 [1]          | 1:38.32 [2]          | 1:26.60 [2]          | 1:14.38 [2]          | 1:01.74 [2]          | 0:48.93 [2]          | 0:36.59 [2]          | 0:36.59   |                           |
|             |     | Bailey Wheeler      |         | Overall             | 1600m              | (0:22.48)            | (0:11.72)            | (0:12.22)            | (0:12.64)            | (0:12.81)            | (0:12.34)            | (0:12.28)            |           |                           |
| 2           | 1   | SOMETHIN IN ORANGE  | 3       | 63.0                | 0:11.70            | 2:01.38 [2]          | 1:38.56 [4]          | 1:26.86 [4]          | 1:14.71 [3]          | 1:02.03 [4]          | 0:49.27 [3]          | 0:36.88 [3]          | 0:36.88   | +1                        |
|             |     | Nathan Fazackerley  |         | Overall             | 1600m              | (0:22.82)            | (0:11.70)            | (0:12.15)            | (0:12.68)            | (0:12.76)            | (0:12.39)            | (0:12.18)            |           |                           |
| 3           | 5   | FORTY TIMES         | 9       | 64.2                | 0:11.61            | 2:01.55 [3]          | 1:38.36 [7]          | 1:26.75 [6]          | 1:14.57 [6]          | 1:01.94 [6]          | 0:49.18 [5]          | 0:36.81 [6]          | 0:36.81   | -7                        |
|             |     | Nozi Tomizawa       |         | 1600m               | 1600m              | (0:23.19)            | (0:11.61)            | (0:12.18)            | (0:12.63)            | (0:12.76)            | (0:12.37)            | (0:12.12)            |           |                           |
| 4           | 6   | DIPIERDOMENICO      | 6       | 63.7                | 0:11.75            | 2:01.62 [4]          | 1:38.47 [6]          | 1:26.72 [7]          | 1:14.40 [7]          | 1:01.76 [7]          | 0:48.99 [7]          | 0:36.75 [7]          | 0:36.75   | +0                        |
|             |     | Kelsey Lenton       |         | Overall             | 1600m              | (0:23.15)            | (0:11.75)            | (0:12.32)            | (0:12.64)            | (0:12.77)            | (0:12.24)            | (0:12.15)            |           |                           |
| 5           | 9   | SUPER FAIR          | 8       | 63.6                | 0:11.60            | 2:01.67 [5]          | 1:38.07 [9]          | 1:26.47 [9]          | 1:14.29 [9]          | 1:01.65 [8]          | 0:48.81 [8]          | 0:36.57 [8]          | 0:36.57   | -7                        |
|             |     | Hannah Richardson   |         | 1600m               | 1600m              | (0:23.60)            | (0:11.60)            | (0:12.18)            | (0:12.64)            | (0:12.84)            | (0:12.24)            | (0:11.99)            |           |                           |
| 6           | 12  | ANOTHER DAZZLER     | 11      | 62.8                | 0:11.60            | 2:01.94 [6]          | 1:37.89 [10]         | 1:26.29 [10]         | 1:14.30 [10]         | 1:01.56 [10]         | 0:48.74 [10]         | 0:36.46 [10]         | 0:36.46   | -7                        |
|             |     | Chelsea Baker       |         | 1400m               | 1600m              | (0:24.05)            | (0:11.60)            | (0:11.99)            | (0:12.74)            | (0:12.82)            | (0:12.28)            | (0:12.03)            |           |                           |
| 7           | 11  | LIZZIE'S PRIDE      | 7       | 63.8                | 0:11.79            | 2:02.04 [7]          | 1:39.14 [5]          | 1:27.35 [5]          | 1:15.12 [5]          | 1:02.46 [5]          | 0:49.66 [6]          | 0:37.34 [5]          | 0:37.34   | +3                        |
|             |     | Amy Graham          |         | Overall             | 1600m              | (0:22.90)            | (0:11.79)            | (0:12.23)            | (0:12.66)            | (0:12.80)            | (0:12.32)            | (0:12.29)            |           |                           |
| 8           | 10  | ROYAL GEORGE        | 10      | 64.0                | 0:11.58            | 2:02.15 [8]          | 1:38.62 [8]          | 1:27.04 [8]          | 1:14.89 [8]          | 1:02.08 [9]          | 0:49.11 [9]          | 0:36.68 [9]          | 0:36.68   | +0                        |
|             |     | Montanna Savva      |         | Overall             | 1600m              | (0:23.53)            | (0:11.58)            | (0:12.15)            | (0:12.81)            | (0:12.97)            | (0:12.43)            | (0:12.02)            |           |                           |
| 9           | 2   | SLUGWORTH           | 2       | 63.1                | 0:11.73            | 2:02.34 [9]          | 1:39.75 [3]          | 1:28.02 [3]          | 1:15.67 [4]          | 1:03.00 [3]          | 0:50.19 [4]          | 0:37.80 [4]          | 0:37.80   | -11                       |
|             |     | Cody Collis         |         | Overall             | 1600m              | (0:22.59)            | (0:11.73)            | (0:12.35)            | (0:12.67)            | (0:12.81)            | (0:12.39)            | (0:12.23)            |           |                           |
| 10          | 8   | KATERINI            | 4       | 65.1                | 0:11.78            | 2:02.71 [10]         | 1:40.33 [1]          | 1:28.55 [1]          | 1:16.45 [1]          | 1:03.87 [1]          | 0:51.05 [1]          | 0:38.70 [1]          | 0:38.70   | -9                        |
|             |     | Georgina Cartwright |         | Overall             | 1600m              | (0:22.38)            | (0:11.78)            | (0:12.10)            | (0:12.58)            | (0:12.82)            | (0:12.35)            | (0:12.52)            |           |                           |

Scratched: Gold Merchant (#7), Proponent (#4)

Report Created: Sat 23 August 2025 19:16 GMT+1 (Note: Timing is based on position data)

Page 1/12

[ ] Ranking at each section and finish  
-:-:- No data available at this section  
NA No data available

SCN Saddle cloth number  
DNF Did not finish  
DNT Did not track

data processed by  TRIPLESDATA



# Toowoomba Professional

## Race 3: ARMSTRONG GWM Class 2 Handicap - 1890m

23 August 2025 - 18:35



Track Rating: Good 4, Weather: Fine, Rail Position: +2.5m Entire

| Section     |     |                     |         |                     |                    | 400m                 | 200m                 |         |  | Last 600m |                           |     |
|-------------|-----|---------------------|---------|---------------------|--------------------|----------------------|----------------------|---------|--|-----------|---------------------------|-----|
| Field Times |     |                     |         |                     |                    | 0:24.31<br>(0:12.02) | 0:12.29<br>(0:12.29) |         |  | 0:36.79   |                           |     |
| Rank        | TAB | Horse/Jockey        | Barrier | Top Speed<br>[km/h] | Fastest<br>Section |                      |                      | Margin  |  |           | Distance<br>Travelled [m] |     |
| 1           | 3   | HIDEYO              | 12      | 66.8                | 0:11.72            | 0:24.31 [1]          | 0:12.29 [1]          | 2:00.80 |  |           | 0:36.59                   |     |
|             |     | Bailey Wheeler      |         | Overall             | 1600m              | (0:12.02)            | (0:12.29)            |         |  |           |                           |     |
| 2           | 1   | SOMETHIN IN ORANGE  | 3       | 63.0                | 0:11.70            | 0:24.70 [3]          | 0:12.41 [2]          | 3.43L   |  |           | 0:36.88                   | +1  |
|             |     | Nathan Fazackerley  |         | Overall             | 1600m              | (0:12.29)            | (0:12.41)            |         |  |           |                           |     |
| 3           | 5   | FORTY TIMES         | 9       | 64.2                | 0:11.61            | 0:24.69 [5]          | 0:12.45 [3]          | 4.42L   |  |           | 0:36.81                   | -7  |
|             |     | Nozi Tomizawa       |         | 1600m               | 1600m              | (0:12.24)            | (0:12.45)            |         |  |           |                           |     |
| 4           | 6   | DIPIERDOMENICO      | 6       | 63.7                | 0:11.75            | 0:24.60 [7]          | 0:12.43 [4]          | 4.83L   |  |           | 0:36.75                   | +0  |
|             |     | Kelsey Lenton       |         | Overall             | 1600m              | (0:12.17)            | (0:12.43)            |         |  |           |                           |     |
| 5           | 9   | SUPER FAIR          | 8       | 63.6                | 0:11.60            | 0:24.58 [8]          | 0:12.21 [7]          | 5.13L   |  |           | 0:36.57                   | -7  |
|             |     | Hannah Richardson   |         | 1600m               | 1600m              | (0:12.37)            | (0:12.21)            |         |  |           |                           |     |
| 6           | 12  | ANOTHER DAZZLER     | 11      | 62.8                | 0:11.60            | 0:24.43 [10]         | 0:12.28 [10]         | 6.7L    |  |           | 0:36.46                   | -7  |
|             |     | Chelsea Baker       |         | 1400m               | 1600m              | (0:12.15)            | (0:12.28)            |         |  |           |                           |     |
| 7           | 11  | LIZZIE'S PRIDE      | 7       | 63.8                | 0:11.79            | 0:25.05 [6]          | 0:12.52 [8]          | 7.3L    |  |           | 0:37.34                   | +3  |
|             |     | Amy Graham          |         | Overall             | 1600m              | (0:12.53)            | (0:12.52)            |         |  |           |                           |     |
| 8           | 10  | ROYAL GEORGE        | 10      | 64.0                | 0:11.58            | 0:24.66 [9]          | 0:12.56 [9]          | 7.99L   |  |           | 0:36.68                   | +0  |
|             |     | Montanna Savva      |         | Overall             | 1600m              | (0:12.10)            | (0:12.56)            |         |  |           |                           |     |
| 9           | 2   | SLUGWORTH           | 2       | 63.1                | 0:11.73            | 0:25.57 [4]          | 0:13.14 [5]          | 9.1L    |  |           | 0:37.80                   | -11 |
|             |     | Cody Collis         |         | Overall             | 1600m              | (0:12.43)            | (0:13.14)            |         |  |           |                           |     |
| 10          | 8   | KATERINI            | 4       | 65.1                | 0:11.78            | 0:26.18 [2]          | 0:13.35 [6]          | 11.23L  |  |           | 0:38.70                   | -9  |
|             |     | Georgina Cartwright |         | Overall             | 1600m              | (0:12.83)            | (0:13.35)            |         |  |           |                           |     |

Scratched: Gold Merchant (#7), Proponent (#4)

Report Created: Sat 23 August 2025 19:16 GMT+1 (Note: Timing is based on position data)

Page 2/12

[ ] Ranking at each section and finish  
-:-:- No data available at this section  
NA No data available

SCN Saddle cloth number  
DNF Did not finish  
DNT Did not track

data processed by  TRIPLESDATA





|                                |                 |
|--------------------------------|-----------------|
| Horse/Jockey Name              | Hideyo          |
| Final Rank                     | 1               |
| Fastest Section Time (Section) | 0:11.72 (1600m) |
| Top Speed [km/h] (Section)     | 66.8 (Overall)  |
| Race State                     | Finished        |

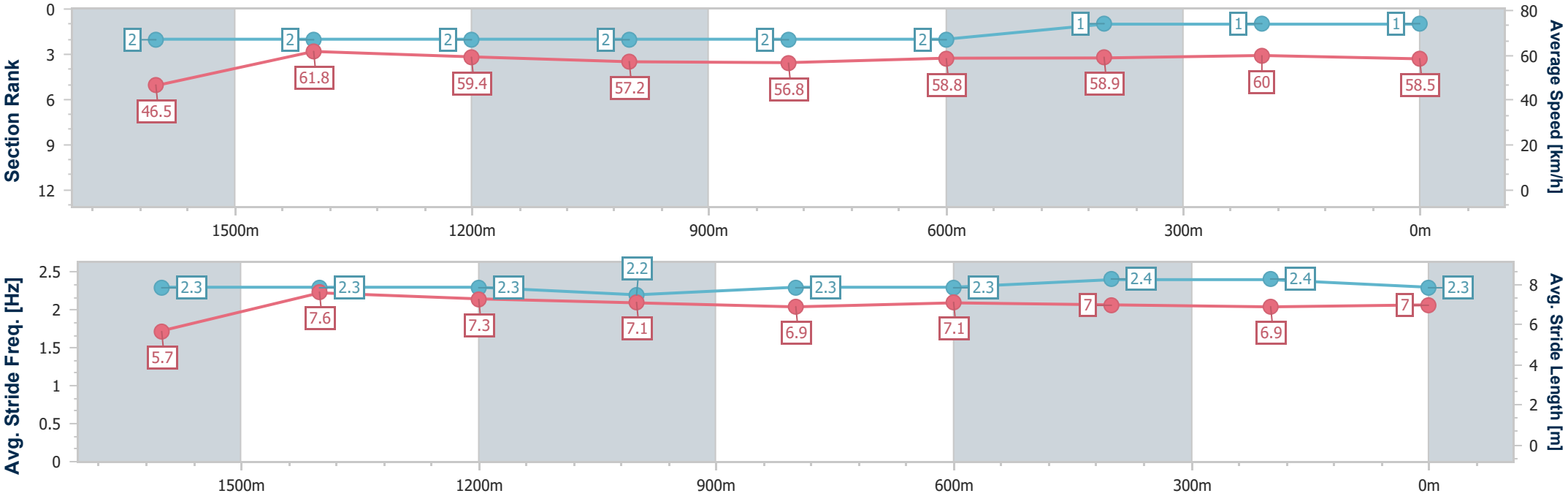


ToowoombaProfessional  
Race 3: ARMSTRONG GWM Class 2 Handicap - 1890m



23 August 2025 - 18:35  
Track Rating: Good 4, Weather: Fine, Rail Position: +2.5m Entire

| Section                | Overall                  | 1600m                    | 1400m                    | 1200m                    | 1000m                    | 800m                     | 600m                     | 400m                     | 200m                     |  |  |  |  |
|------------------------|--------------------------|--------------------------|--------------------------|--------------------------|--------------------------|--------------------------|--------------------------|--------------------------|--------------------------|--|--|--|--|
| Section Times          | 2:00.80 [1]<br>(0:22.48) | 1:38.32 [2]<br>(0:11.72) | 1:26.60 [2]<br>(0:12.22) | 1:14.38 [2]<br>(0:12.64) | 1:01.74 [2]<br>(0:12.81) | 0:48.93 [2]<br>(0:12.34) | 0:36.59 [2]<br>(0:12.28) | 0:24.31 [1]<br>(0:12.02) | 0:12.29 [1]<br>(0:12.29) |  |  |  |  |
| Average Speed [km/h]   | 46.5                     | 61.8                     | 59.4                     | 57.2                     | 56.8                     | 58.8                     | 58.9                     | 60.0                     | 58.5                     |  |  |  |  |
| Top Speed [km/h]       | 66.8                     | 63.1                     | 61.7                     | 58.2                     | 58.2                     | 60.1                     | 60.3                     | 60.8                     | 60.4                     |  |  |  |  |
| Avg. Dist. to Rail [m] | 5.1                      | 1.0                      | 1.9                      | 3.2                      | 3.1                      | 2.1                      | 1.4                      | 0.6                      | 0.5                      |  |  |  |  |
| Avg. Stride Freq. [Hz] | 2.3                      | 2.3                      | 2.3                      | 2.2                      | 2.3                      | 2.3                      | 2.4                      | 2.4                      | 2.3                      |  |  |  |  |
| Avg. Stride Length [m] | 5.7                      | 7.6                      | 7.3                      | 7.1                      | 6.9                      | 7.1                      | 7.0                      | 6.9                      | 7.0                      |  |  |  |  |



[ ] Ranking at each section and finish  
-.-.- No data available at this section  
NA No data available



|                                |                    |
|--------------------------------|--------------------|
| Horse/Jockey Name              | Somethin In Orange |
| Final Rank                     | 2                  |
| Fastest Section Time (Section) | 0:11.70 (1600m)    |
| Top Speed [km/h] (Section)     | 63.0 (Overall)     |
| Race State                     | Finished           |

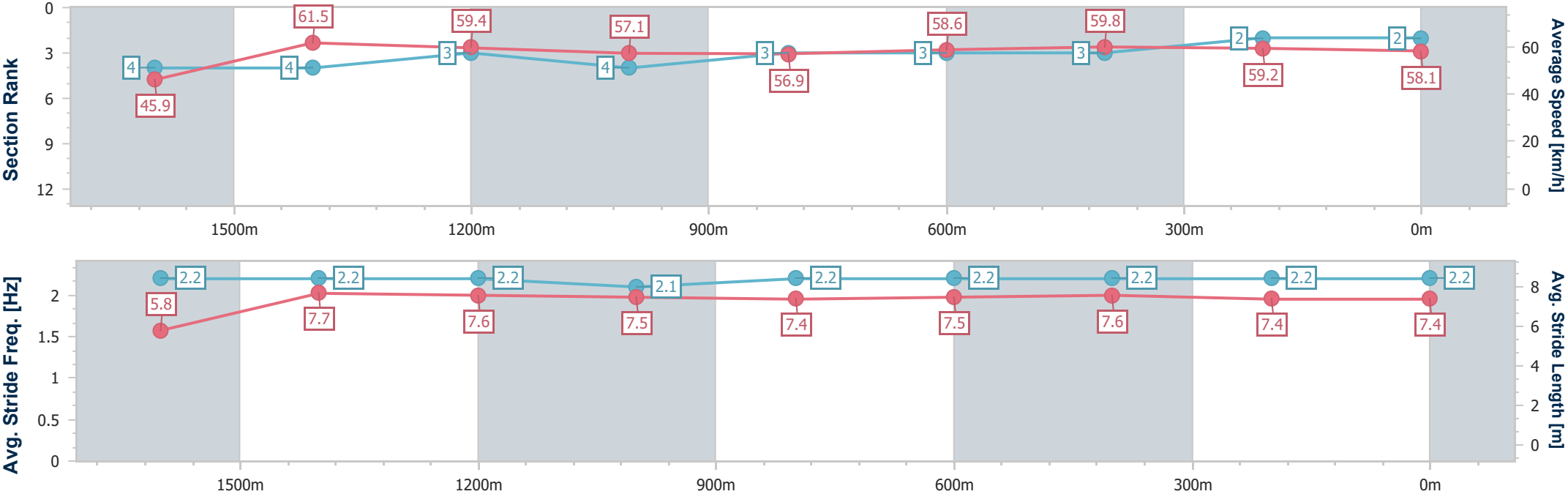


ToowoombaProfessional  
Race 3: ARMSTRONG GWM Class 2 Handicap - 1890m



23 August 2025 - 18:35  
Track Rating: Good 4, Weather: Fine, Rail Position: +2.5m Entire

| Section                | Overall                  | 1600m                    | 1400m                    | 1200m                    | 1000m                    | 800m                     | 600m                     | 400m                     | 200m                     |  |  |  |  |
|------------------------|--------------------------|--------------------------|--------------------------|--------------------------|--------------------------|--------------------------|--------------------------|--------------------------|--------------------------|--|--|--|--|
| Section Times          | 2:01.38 [2]<br>(0:22.82) | 1:38.56 [4]<br>(0:11.70) | 1:26.86 [4]<br>(0:12.15) | 1:14.71 [3]<br>(0:12.68) | 1:02.03 [4]<br>(0:12.76) | 0:49.27 [3]<br>(0:12.39) | 0:36.88 [3]<br>(0:12.18) | 0:24.70 [3]<br>(0:12.29) | 0:12.41 [2]<br>(0:12.41) |  |  |  |  |
| Average Speed [km/h]   | 45.9                     | 61.5                     | 59.4                     | 57.1                     | 56.9                     | 58.6                     | 59.8                     | 59.2                     | 58.1                     |  |  |  |  |
| Top Speed [km/h]       | 63.0                     | 62.3                     | 61.2                     | 58.1                     | 58.5                     | 60.5                     | 61.4                     | 60.0                     | 58.3                     |  |  |  |  |
| Avg. Dist. to Rail [m] | 3.8                      | 0.3                      | 1.2                      | 2.4                      | 2.6                      | 2.9                      | 2.4                      | 2.5                      | 2.4                      |  |  |  |  |
| Avg. Stride Freq. [Hz] | 2.2                      | 2.2                      | 2.2                      | 2.1                      | 2.2                      | 2.2                      | 2.2                      | 2.2                      | 2.2                      |  |  |  |  |
| Avg. Stride Length [m] | 5.8                      | 7.7                      | 7.6                      | 7.5                      | 7.4                      | 7.5                      | 7.6                      | 7.4                      | 7.4                      |  |  |  |  |



[ ] Ranking at each section and finish  
-.-.- No data available at this section  
NA No data available



|                                |                 |
|--------------------------------|-----------------|
| Horse/Jockey Name              | Forty Times     |
| Final Rank                     | 3               |
| Fastest Section Time (Section) | 0:11.61 (1600m) |
| Top Speed [km/h] (Section)     | 64.2 (1600m)    |
| Race State                     | Finished        |

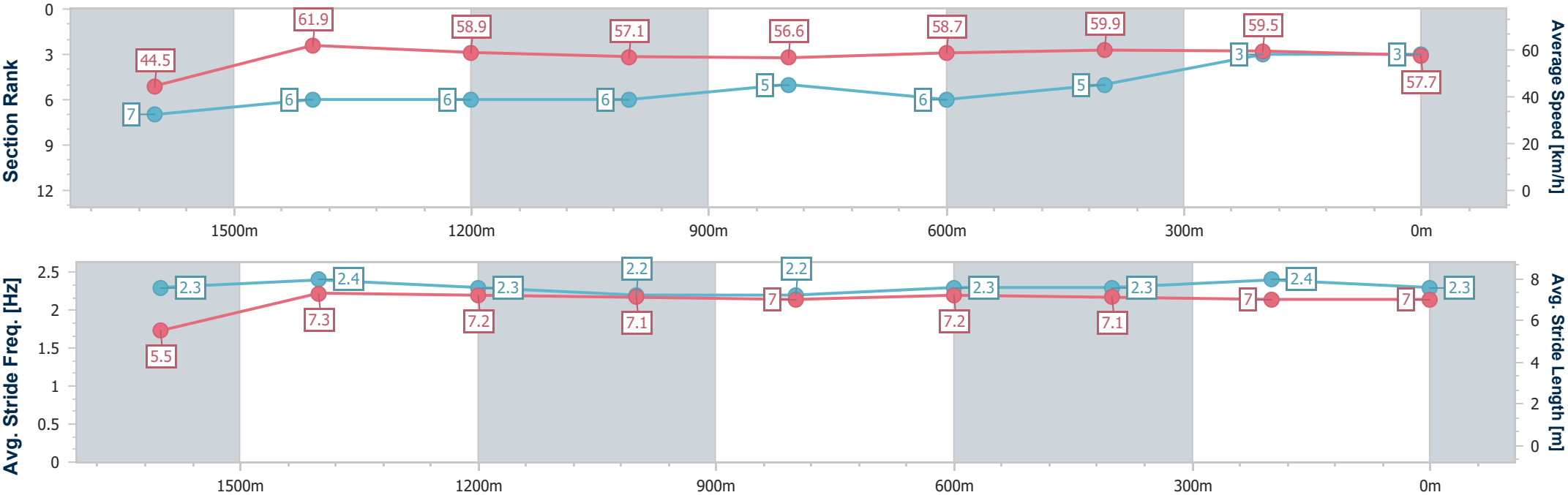


ToowoombaProfessional  
Race 3: ARMSTRONG GWM Class 2 Handicap - 1890m



23 August 2025 - 18:35  
Track Rating: Good 4, Weather: Fine, Rail Position: +2.5m Entire

| Section                | Overall                  | 1600m                    | 1400m                    | 1200m                    | 1000m                    | 800m                     | 600m                     | 400m                     | 200m                     |  |  |  |  |
|------------------------|--------------------------|--------------------------|--------------------------|--------------------------|--------------------------|--------------------------|--------------------------|--------------------------|--------------------------|--|--|--|--|
| Section Times          | 2:01.55 [3]<br>(0:23.19) | 1:38.36 [7]<br>(0:11.61) | 1:26.75 [6]<br>(0:12.18) | 1:14.57 [6]<br>(0:12.63) | 1:01.94 [6]<br>(0:12.76) | 0:49.18 [5]<br>(0:12.37) | 0:36.81 [6]<br>(0:12.12) | 0:24.69 [5]<br>(0:12.24) | 0:12.45 [3]<br>(0:12.45) |  |  |  |  |
| Average Speed [km/h]   | 44.5                     | 61.9                     | 58.9                     | 57.1                     | 56.6                     | 58.7                     | 59.9                     | 59.5                     | 57.7                     |  |  |  |  |
| Top Speed [km/h]       | 63.9                     | 64.2                     | 60.3                     | 57.7                     | 58.6                     | 60.1                     | 61.6                     | 60.8                     | 58.5                     |  |  |  |  |
| Avg. Dist. to Rail [m] | 4.9                      | 1.2                      | 0.3                      | 0.9                      | 1.1                      | 1.8                      | 2.1                      | 2.7                      | 3.9                      |  |  |  |  |
| Avg. Stride Freq. [Hz] | 2.3                      | 2.4                      | 2.3                      | 2.2                      | 2.2                      | 2.3                      | 2.3                      | 2.4                      | 2.3                      |  |  |  |  |
| Avg. Stride Length [m] | 5.5                      | 7.3                      | 7.2                      | 7.1                      | 7.0                      | 7.2                      | 7.1                      | 7.0                      | 7.0                      |  |  |  |  |



[ ] Ranking at each section and finish  
-.-.- No data available at this section  
NA No data available



|                                |                 |
|--------------------------------|-----------------|
| Horse/Jockey Name              | Dipierdomenico  |
| Final Rank                     | 4               |
| Fastest Section Time (Section) | 0:11.75 (1600m) |
| Top Speed [km/h] (Section)     | 63.7 (Overall)  |
| Race State                     | Finished        |

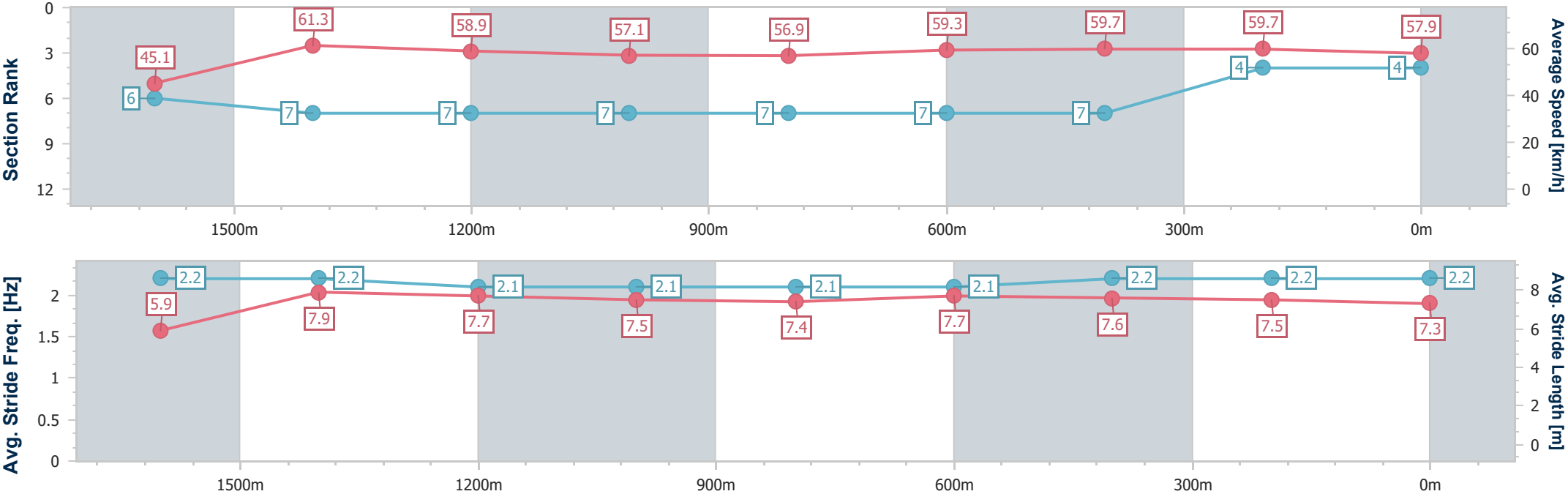


ToowoombaProfessional  
Race 3: ARMSTRONG GWM Class 2 Handicap - 1890m



23 August 2025 - 18:35  
Track Rating: Good 4, Weather: Fine, Rail Position: +2.5m Entire

| Section                | Overall                  | 1600m                    | 1400m                    | 1200m                    | 1000m                    | 800m                     | 600m                     | 400m                     | 200m                     |  |  |  |  |
|------------------------|--------------------------|--------------------------|--------------------------|--------------------------|--------------------------|--------------------------|--------------------------|--------------------------|--------------------------|--|--|--|--|
| Section Times          | 2:01.62 [4]<br>(0:23.15) | 1:38.47 [6]<br>(0:11.75) | 1:26.72 [7]<br>(0:12.32) | 1:14.40 [7]<br>(0:12.64) | 1:01.76 [7]<br>(0:12.77) | 0:48.99 [7]<br>(0:12.24) | 0:36.75 [7]<br>(0:12.15) | 0:24.60 [7]<br>(0:12.17) | 0:12.43 [4]<br>(0:12.43) |  |  |  |  |
| Average Speed [km/h]   | 45.1                     | 61.3                     | 58.9                     | 57.1                     | 56.9                     | 59.3                     | 59.7                     | 59.7                     | 57.9                     |  |  |  |  |
| Top Speed [km/h]       | 63.7                     | 62.9                     | 61.2                     | 58.2                     | 58.5                     | 60.3                     | 60.8                     | 61.2                     | 59.3                     |  |  |  |  |
| Avg. Dist. to Rail [m] | 4.1                      | 0.8                      | 1.2                      | 2.6                      | 2.0                      | 2.2                      | 1.7                      | 1.8                      | 1.0                      |  |  |  |  |
| Avg. Stride Freq. [Hz] | 2.2                      | 2.2                      | 2.1                      | 2.1                      | 2.1                      | 2.1                      | 2.2                      | 2.2                      | 2.2                      |  |  |  |  |
| Avg. Stride Length [m] | 5.9                      | 7.9                      | 7.7                      | 7.5                      | 7.4                      | 7.7                      | 7.6                      | 7.5                      | 7.3                      |  |  |  |  |



[ ] Ranking at each section and finish  
-.-.- No data available at this section  
NA No data available



|                                |                 |
|--------------------------------|-----------------|
| Horse/Jockey Name              | Super Fair      |
| Final Rank                     | 5               |
| Fastest Section Time (Section) | 0:11.60 (1600m) |
| Top Speed [km/h] (Section)     | 63.6 (1600m)    |
| Race State                     | Finished        |

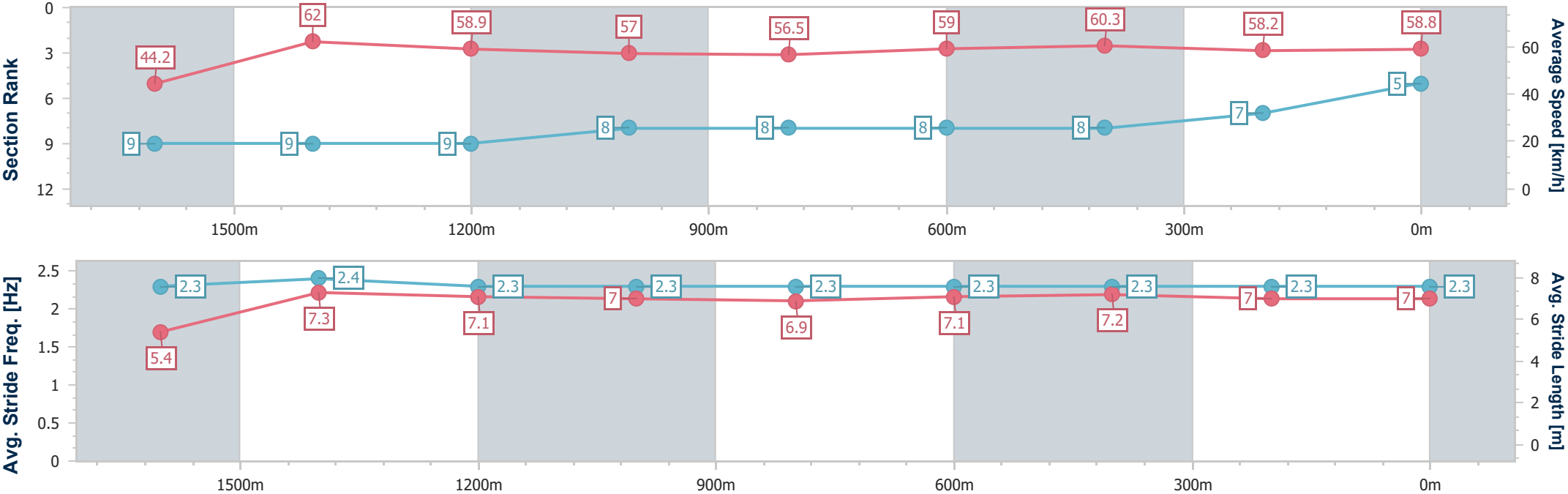


ToowoombaProfessional  
Race 3: ARMSTRONG GWM Class 2 Handicap - 1890m



23 August 2025 - 18:35  
Track Rating: Good 4, Weather: Fine, Rail Position: +2.5m Entire

| Section                | Overall                  | 1600m                    | 1400m                    | 1200m                    | 1000m                    | 800m                     | 600m                     | 400m                     | 200m                     |  |  |  |  |
|------------------------|--------------------------|--------------------------|--------------------------|--------------------------|--------------------------|--------------------------|--------------------------|--------------------------|--------------------------|--|--|--|--|
| Section Times          | 2:01.67 [5]<br>(0:23.60) | 1:38.07 [9]<br>(0:11.60) | 1:26.47 [9]<br>(0:12.18) | 1:14.29 [9]<br>(0:12.64) | 1:01.65 [8]<br>(0:12.84) | 0:48.81 [8]<br>(0:12.24) | 0:36.57 [8]<br>(0:11.99) | 0:24.58 [8]<br>(0:12.37) | 0:12.21 [7]<br>(0:12.21) |  |  |  |  |
| Average Speed [km/h]   | 44.2                     | 62.0                     | 58.9                     | 57.0                     | 56.5                     | 59.0                     | 60.3                     | 58.2                     | 58.8                     |  |  |  |  |
| Top Speed [km/h]       | 63.1                     | 63.6                     | 62.3                     | 57.8                     | 58.2                     | 60.5                     | 60.8                     | 60.4                     | 59.2                     |  |  |  |  |
| Avg. Dist. to Rail [m] | 4.0                      | 0.2                      | 0.2                      | 1.0                      | 1.5                      | 1.0                      | 0.9                      | 0.8                      | 1.1                      |  |  |  |  |
| Avg. Stride Freq. [Hz] | 2.3                      | 2.4                      | 2.3                      | 2.3                      | 2.3                      | 2.3                      | 2.3                      | 2.3                      | 2.3                      |  |  |  |  |
| Avg. Stride Length [m] | 5.4                      | 7.3                      | 7.1                      | 7.0                      | 6.9                      | 7.1                      | 7.2                      | 7.0                      | 7.0                      |  |  |  |  |



[ ] Ranking at each section and finish  
-.-.- No data available at this section  
NA No data available



|                                |                 |
|--------------------------------|-----------------|
| Horse/Jockey Name              | Another Dazzler |
| Final Rank                     | 6               |
| Fastest Section Time (Section) | 0:11.60 (1600m) |
| Top Speed [km/h] (Section)     | 62.8 (1400m)    |
| Race State                     | Finished        |

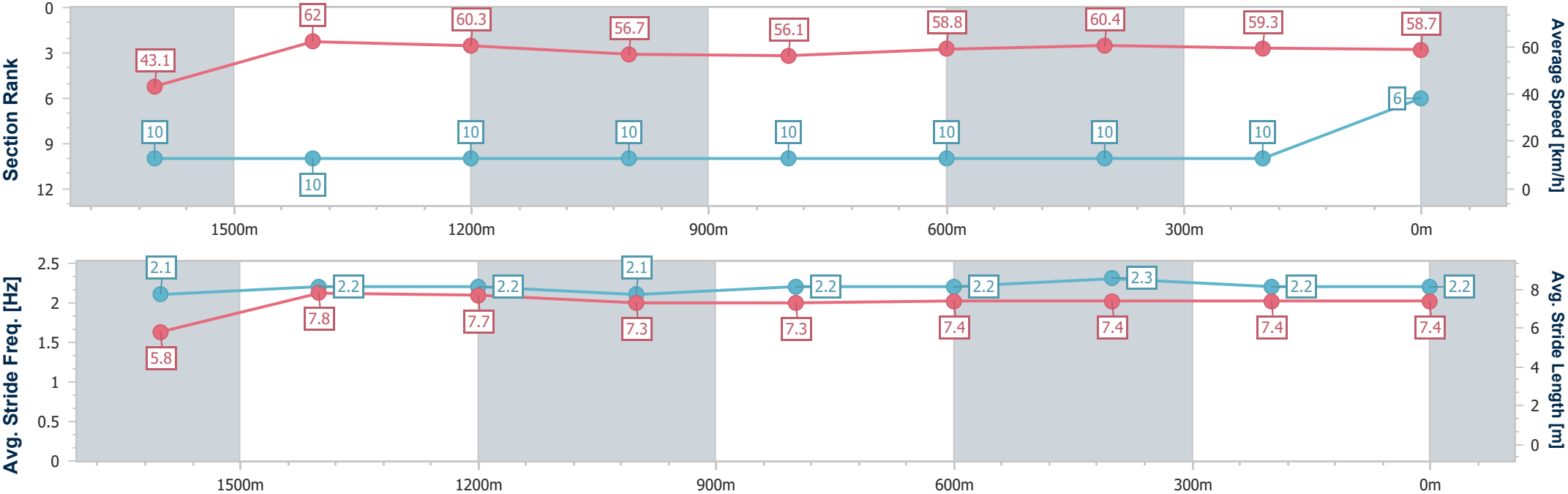


ToowoombaProfessional  
Race 3: ARMSTRONG GWM Class 2 Handicap - 1890m



23 August 2025 - 18:35  
Track Rating: Good 4, Weather: Fine, Rail Position: +2.5m Entire

| Section                | Overall                  | 1600m                     | 1400m                     | 1200m                     | 1000m                     | 800m                      | 600m                      | 400m                      | 200m                      |  |  |  |  |
|------------------------|--------------------------|---------------------------|---------------------------|---------------------------|---------------------------|---------------------------|---------------------------|---------------------------|---------------------------|--|--|--|--|
| Section Times          | 2:01.94 [6]<br>(0:24.05) | 1:37.89 [10]<br>(0:11.60) | 1:26.29 [10]<br>(0:11.99) | 1:14.30 [10]<br>(0:12.74) | 1:01.56 [10]<br>(0:12.82) | 0:48.74 [10]<br>(0:12.28) | 0:36.46 [10]<br>(0:12.03) | 0:24.43 [10]<br>(0:12.15) | 0:12.28 [10]<br>(0:12.28) |  |  |  |  |
| Average Speed [km/h]   | 43.1                     | 62.0                      | 60.3                      | 56.7                      | 56.1                      | 58.8                      | 60.4                      | 59.3                      | 58.7                      |  |  |  |  |
| Top Speed [km/h]       | 61.7                     | 62.8                      | 62.8                      | 58.3                      | 58.4                      | 60.6                      | 61.1                      | 61.1                      | 59.7                      |  |  |  |  |
| Avg. Dist. to Rail [m] | 5.3                      | 0.5                       | 1.0                       | 1.5                       | 0.3                       | 1.3                       | 1.8                       | 0.5                       | 0.6                       |  |  |  |  |
| Avg. Stride Freq. [Hz] | 2.1                      | 2.2                       | 2.2                       | 2.1                       | 2.2                       | 2.2                       | 2.3                       | 2.2                       | 2.2                       |  |  |  |  |
| Avg. Stride Length [m] | 5.8                      | 7.8                       | 7.7                       | 7.3                       | 7.3                       | 7.4                       | 7.4                       | 7.4                       | 7.4                       |  |  |  |  |





|                                |                 |
|--------------------------------|-----------------|
| Horse/Jockey Name              | Lizzie's Pride  |
| Final Rank                     | 7               |
| Fastest Section Time (Section) | 0:11.79 (1600m) |
| Top Speed [km/h] (Section)     | 63.8 (Overall)  |
| Race State                     | Finished        |

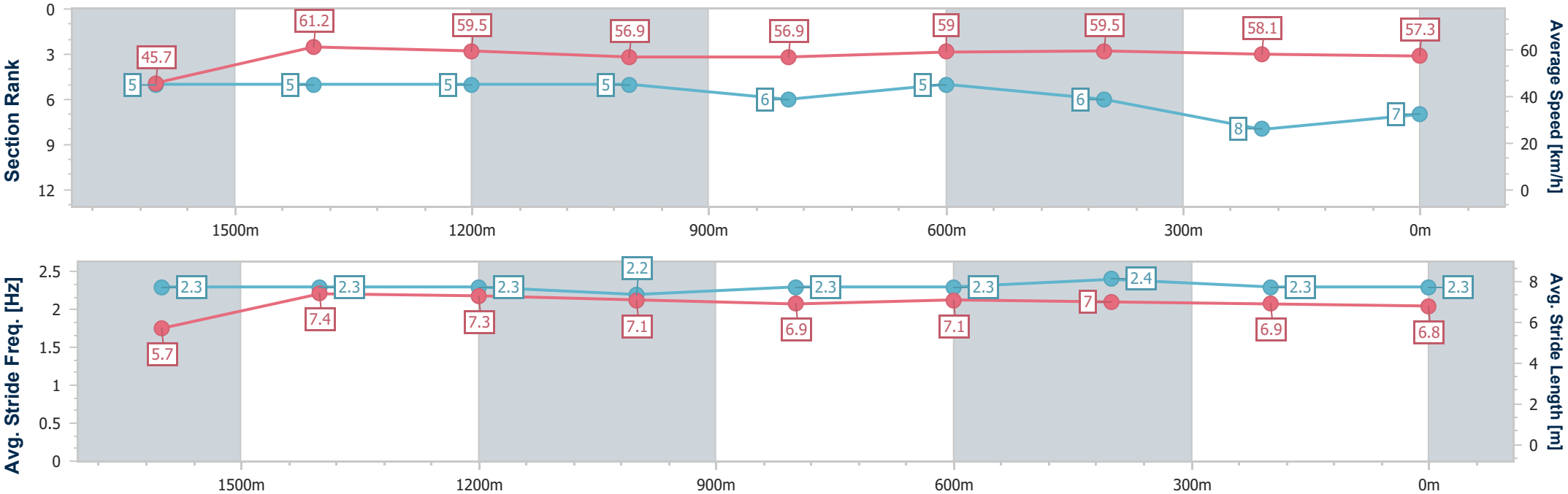


ToowoombaProfessional  
Race 3: ARMSTRONG GWM Class 2 Handicap - 1890m



23 August 2025 - 18:35  
Track Rating: Good 4, Weather: Fine, Rail Position: +2.5m Entire

| Section                | Overall                  | 1600m                    | 1400m                    | 1200m                    | 1000m                    | 800m                     | 600m                     | 400m                     | 200m                     |  |  |  |  |
|------------------------|--------------------------|--------------------------|--------------------------|--------------------------|--------------------------|--------------------------|--------------------------|--------------------------|--------------------------|--|--|--|--|
| Section Times          | 2:02.04 [7]<br>(0:22.90) | 1:39.14 [5]<br>(0:11.79) | 1:27.35 [5]<br>(0:12.23) | 1:15.12 [5]<br>(0:12.66) | 1:02.46 [5]<br>(0:12.80) | 0:49.66 [6]<br>(0:12.32) | 0:37.34 [5]<br>(0:12.29) | 0:25.05 [6]<br>(0:12.53) | 0:12.52 [8]<br>(0:12.52) |  |  |  |  |
| Average Speed [km/h]   | 45.7                     | 61.2                     | 59.5                     | 56.9                     | 56.9                     | 59.0                     | 59.5                     | 58.1                     | 57.3                     |  |  |  |  |
| Top Speed [km/h]       | 63.8                     | 63.2                     | 60.5                     | 58.0                     | 58.6                     | 60.4                     | 61.0                     | 58.6                     | 58.3                     |  |  |  |  |
| Avg. Dist. to Rail [m] | 4.5                      | 0.7                      | 1.6                      | 3.7                      | 3.1                      | 3.0                      | 2.8                      | 3.3                      | 5.4                      |  |  |  |  |
| Avg. Stride Freq. [Hz] | 2.3                      | 2.3                      | 2.3                      | 2.2                      | 2.3                      | 2.3                      | 2.4                      | 2.3                      | 2.3                      |  |  |  |  |
| Avg. Stride Length [m] | 5.7                      | 7.4                      | 7.3                      | 7.1                      | 6.9                      | 7.1                      | 7.0                      | 6.9                      | 6.8                      |  |  |  |  |



[ ] Ranking at each section and finish  
-.-.- No data available at this section  
NA No data available



|                                |                 |
|--------------------------------|-----------------|
| Horse/Jockey Name              | Royal George    |
| Final Rank                     | 8               |
| Fastest Section Time (Section) | 0:11.58 (1600m) |
| Top Speed [km/h] (Section)     | 64.0 (Overall)  |
| Race State                     | Finished        |

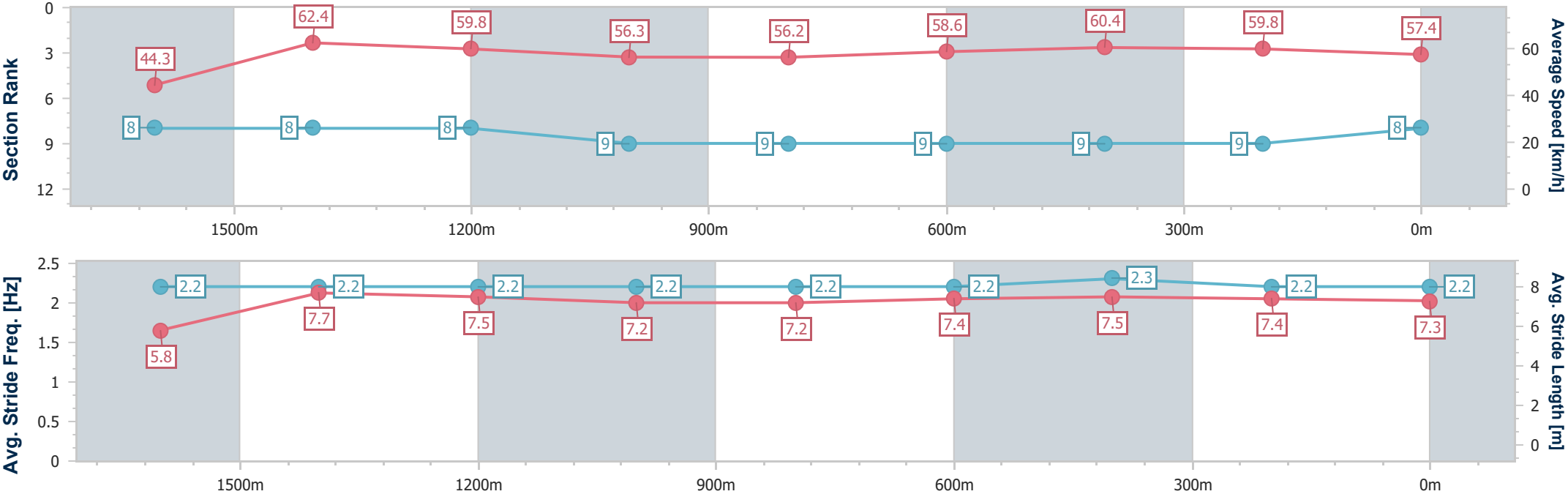


ToowoombaProfessional  
Race 3: ARMSTRONG GWM Class 2 Handicap - 1890m



23 August 2025 - 18:35  
Track Rating: Good 4, Weather: Fine, Rail Position: +2.5m Entire

| Section                | Overall                  | 1600m                    | 1400m                    | 1200m                    | 1000m                    | 800m                     | 600m                     | 400m                     | 200m                     |  |  |  |  |
|------------------------|--------------------------|--------------------------|--------------------------|--------------------------|--------------------------|--------------------------|--------------------------|--------------------------|--------------------------|--|--|--|--|
| Section Times          | 2:02.15 [8]<br>(0:23.53) | 1:38.62 [8]<br>(0:11.58) | 1:27.04 [8]<br>(0:12.15) | 1:14.89 [8]<br>(0:12.81) | 1:02.08 [9]<br>(0:12.97) | 0:49.11 [9]<br>(0:12.43) | 0:36.68 [9]<br>(0:12.02) | 0:24.66 [9]<br>(0:12.10) | 0:12.56 [9]<br>(0:12.56) |  |  |  |  |
| Average Speed [km/h]   | 44.3                     | 62.4                     | 59.8                     | 56.3                     | 56.2                     | 58.6                     | 60.4                     | 59.8                     | 57.4                     |  |  |  |  |
| Top Speed [km/h]       | 64.0                     | 63.8                     | 61.4                     | 57.6                     | 57.4                     | 60.5                     | 61.3                     | 60.5                     | 58.5                     |  |  |  |  |
| Avg. Dist. to Rail [m] | 4.7                      | 0.7                      | 1.5                      | 3.6                      | 3.8                      | 2.5                      | 1.9                      | 1.7                      | 3.1                      |  |  |  |  |
| Avg. Stride Freq. [Hz] | 2.2                      | 2.2                      | 2.2                      | 2.2                      | 2.2                      | 2.2                      | 2.3                      | 2.2                      | 2.2                      |  |  |  |  |
| Avg. Stride Length [m] | 5.8                      | 7.7                      | 7.5                      | 7.2                      | 7.2                      | 7.4                      | 7.5                      | 7.4                      | 7.3                      |  |  |  |  |







|                                |                 |
|--------------------------------|-----------------|
| Horse/Jockey Name              | Slugworth       |
| Final Rank                     | 9               |
| Fastest Section Time (Section) | 0:11.73 (1600m) |
| Top Speed [km/h] (Section)     | 63.1 (Overall)  |
| Race State                     | Finished        |

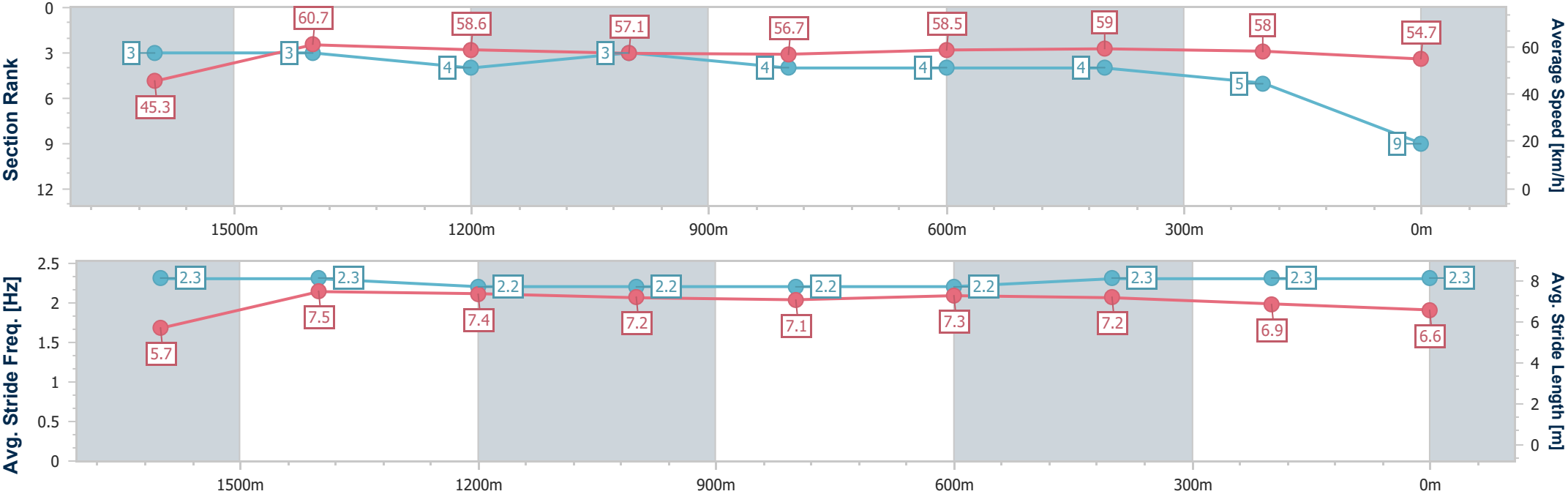


ToowoombaProfessional  
Race 3: ARMSTRONG GWM Class 2 Handicap - 1890m



23 August 2025 - 18:35  
Track Rating: Good 4, Weather: Fine, Rail Position: +2.5m Entire

| Section                | Overall                  | 1600m                    | 1400m                    | 1200m                    | 1000m                    | 800m                     | 600m                     | 400m                     | 200m                     |  |  |  |  |
|------------------------|--------------------------|--------------------------|--------------------------|--------------------------|--------------------------|--------------------------|--------------------------|--------------------------|--------------------------|--|--|--|--|
| Section Times          | 2:02.34 [9]<br>(0:22.59) | 1:39.75 [3]<br>(0:11.73) | 1:28.02 [3]<br>(0:12.35) | 1:15.67 [4]<br>(0:12.67) | 1:03.00 [3]<br>(0:12.81) | 0:50.19 [4]<br>(0:12.39) | 0:37.80 [4]<br>(0:12.23) | 0:25.57 [4]<br>(0:12.43) | 0:13.14 [5]<br>(0:13.14) |  |  |  |  |
| Average Speed [km/h]   | 45.3                     | 60.7                     | 58.6                     | 57.1                     | 56.7                     | 58.5                     | 59.0                     | 58.0                     | 54.7                     |  |  |  |  |
| Top Speed [km/h]       | 63.1                     | 61.6                     | 60.1                     | 57.6                     | 58.1                     | 59.8                     | 60.2                     | 58.9                     | 56.6                     |  |  |  |  |
| Avg. Dist. to Rail [m] | 7.8                      | 1.6                      | 1.3                      | 2.5                      | 2.5                      | 1.8                      | 0.7                      | 0.3                      | 0.5                      |  |  |  |  |
| Avg. Stride Freq. [Hz] | 2.3                      | 2.3                      | 2.2                      | 2.2                      | 2.2                      | 2.2                      | 2.3                      | 2.3                      | 2.3                      |  |  |  |  |
| Avg. Stride Length [m] | 5.7                      | 7.5                      | 7.4                      | 7.2                      | 7.1                      | 7.3                      | 7.2                      | 6.9                      | 6.6                      |  |  |  |  |





|                                |                 |
|--------------------------------|-----------------|
| Horse/Jockey Name              | Katerini        |
| Final Rank                     | 10              |
| Fastest Section Time (Section) | 0:11.78 (1600m) |
| Top Speed [km/h] (Section)     | 65.1 (Overall)  |
| Race State                     | Finished        |

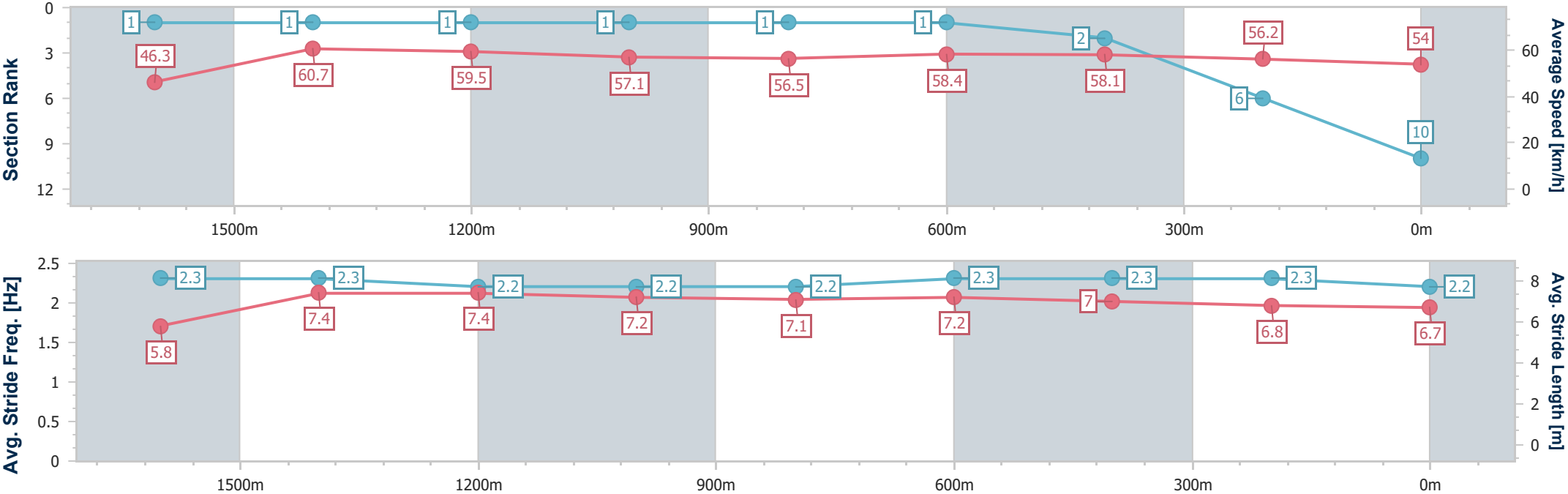


ToowoombaProfessional  
Race 3: ARMSTRONG GWM Class 2 Handicap - 1890m



23 August 2025 - 18:35  
Track Rating: Good 4, Weather: Fine, Rail Position: +2.5m Entire

| Section                | Overall                   | 1600m                    | 1400m                    | 1200m                    | 1000m                    | 800m                     | 600m                     | 400m                     | 200m                     |  |  |  |  |
|------------------------|---------------------------|--------------------------|--------------------------|--------------------------|--------------------------|--------------------------|--------------------------|--------------------------|--------------------------|--|--|--|--|
| Section Times          | 2:02.71 [10]<br>(0:22.38) | 1:40.33 [1]<br>(0:11.78) | 1:28.55 [1]<br>(0:12.10) | 1:16.45 [1]<br>(0:12.58) | 1:03.87 [1]<br>(0:12.82) | 0:51.05 [1]<br>(0:12.35) | 0:38.70 [1]<br>(0:12.52) | 0:26.18 [2]<br>(0:12.83) | 0:13.35 [6]<br>(0:13.35) |  |  |  |  |
| Average Speed [km/h]   | 46.3                      | 60.7                     | 59.5                     | 57.1                     | 56.5                     | 58.4                     | 58.1                     | 56.2                     | 54.0                     |  |  |  |  |
| Top Speed [km/h]       | 65.1                      | 61.9                     | 61.9                     | 58.4                     | 57.0                     | 59.3                     | 59.2                     | 57.6                     | 55.3                     |  |  |  |  |
| Avg. Dist. to Rail [m] | 4.7                       | 1.3                      | 0.8                      | 1.8                      | 1.0                      | 1.1                      | 1.5                      | 0.8                      | 1.3                      |  |  |  |  |
| Avg. Stride Freq. [Hz] | 2.3                       | 2.3                      | 2.2                      | 2.2                      | 2.2                      | 2.3                      | 2.3                      | 2.3                      | 2.2                      |  |  |  |  |
| Avg. Stride Length [m] | 5.8                       | 7.4                      | 7.4                      | 7.2                      | 7.1                      | 7.2                      | 7.0                      | 6.8                      | 6.7                      |  |  |  |  |





Toowoomba Professional  
Race 4: LOCALSEARCH Maiden Handicap - 1300m  
23 August 2025 - 19:13



Track Rating: Good 4, Weather: Fine, Rail Position: +2.5m Entire

| Section     |     |                    |         |                     |                    | Overall              | 1200m                | 1000m                | 800m                 | 600m                 | 400m  | Last 600m  |                           |
|-------------|-----|--------------------|---------|---------------------|--------------------|----------------------|----------------------|----------------------|----------------------|----------------------|-------|------------|---------------------------|
| Field Times |     |                    |         |                     |                    | 1:19.93<br>(0:15.98) | 1:03.95<br>(0:15.99) | 0:47.96<br>(0:15.98) | 0:31.98<br>(0:15.99) | 0:15.99<br>(0:15.99) | :-:-- | 0:15.99    |                           |
| Rank        | TAB | Horse/Jockey       | Barrier | Top Speed<br>[km/h] | Fastest<br>Section |                      |                      |                      |                      |                      |       |            | Distance<br>Travelled [m] |
| 1           | 3   | POWER OF SUCCESS   | 11      | 67.4                | 0:15.98            | 1:19.93 [1]          | 1:03.95 [1]          | 0:47.96 [1]          | 0:31.98 [1]          | 0:15.99 [1]          | :-:-- | 0:15.99    |                           |
|             |     | Olivia Webb        |         | 1200m               | Overall            | (0:15.98)            | (0:15.99)            | (0:15.98)            | (0:15.99)            | (0:15.99)            |       |            |                           |
| 2           | 6   | TAJALAT            | 10      | 66.4                | 0:16.06            | 1:20.32 [2]          | 1:04.26 [2]          | 0:48.20 [2]          | 0:32.13 [2]          | 0:16.07 [2]          | :-:-- | 0:16.07 +4 |                           |
|             |     | Chelsea Baker      |         | 1200m               | Overall            | (0:16.06)            | (0:16.06)            | (0:16.07)            | (0:16.06)            | (0:16.07)            |       |            |                           |
| 3           | 1   | MALBEC MAN         | 4       | 65.5                | 0:16.07            | 1:20.35 [3]          | 1:04.28 [3]          | 0:48.21 [3]          | 0:32.14 [3]          | 0:16.07 [3]          | :-:-- | 0:16.07 +3 |                           |
|             |     | Jake Molloy        |         | 1200m               | Overall            | (0:16.07)            | (0:16.07)            | (0:16.07)            | (0:16.07)            | (0:16.07)            |       |            |                           |
| 4           | 7   | WAITING FOR GRAHAM | 17      | 66.4                | 0:16.12            | 1:20.63 [4]          | 1:04.51 [4]          | 0:48.38 [4]          | 0:32.26 [4]          | 0:16.13 [4]          | :-:-- | 0:16.13 +7 |                           |
|             |     | Brooke Ainsworth   |         | 1200m               | Overall            | (0:16.12)            | (0:16.13)            | (0:16.12)            | (0:16.13)            | (0:16.13)            |       |            |                           |
| 5           | 5   | IT'S A LONG ROAD   | 5       | 65.3                | 0:16.19            | 1:20.99 [5]          | 1:04.80 [5]          | 0:48.60 [5]          | 0:32.40 [5]          | 0:16.20 [5]          | :-:-- | 0:16.20 +6 |                           |
|             |     | Kelsey Lenton      |         | 1200m               | Overall            | (0:16.19)            | (0:16.20)            | (0:16.20)            | (0:16.20)            | (0:16.20)            |       |            |                           |
| 6           | 11  | HIGHLAND SAPPHIRE  | 1       | 67.1                | 0:16.20            | 1:21.00 [6]          | 1:04.80 [6]          | 0:48.60 [6]          | 0:32.40 [6]          | 0:16.20 [6]          | :-:-- | 0:16.20 -2 |                           |
|             |     | Cody Collis        |         | 1200m               | Overall            | (0:16.20)            | (0:16.20)            | (0:16.20)            | (0:16.20)            | (0:16.20)            |       |            |                           |
| 7           | 4   | RED FORCE          | 8       | 64.3                | 0:16.20            | 1:21.02 [7]          | 1:04.82 [7]          | 0:48.62 [7]          | 0:32.41 [7]          | 0:16.21 [7]          | :-:-- | 0:16.21 +1 |                           |
|             |     | Karl Zechner       |         | 1200m               | Overall            | (0:16.20)            | (0:16.20)            | (0:16.21)            | (0:16.20)            | (0:16.21)            |       |            |                           |
| 8           | 10  | DREAM SUMMIT       | 16      | 68.0                | 0:16.34            | 1:21.72 [8]          | 1:05.38 [8]          | 0:49.04 [8]          | 0:32.69 [8]          | 0:16.35 [8]          | :-:-- | 0:16.35 +4 |                           |
|             |     | Kenji Yoshida      |         | 1200m               | Overall            | (0:16.34)            | (0:16.34)            | (0:16.35)            | (0:16.34)            | (0:16.35)            |       |            |                           |
| 9           | 2   | LOVE TO BE PROUD   | 12      | 67.5                | 0:16.36            | 1:21.83 [9]          | 1:05.47 [9]          | 0:49.10 [9]          | 0:32.74 [9]          | 0:16.37 [9]          | :-:-- | 0:16.37 +7 |                           |
|             |     | Montanna Savva     |         | 1200m               | Overall            | (0:16.36)            | (0:16.37)            | (0:16.36)            | (0:16.37)            | (0:16.37)            |       |            |                           |

Did Not Finish: Bushann (#8)

Scratched: O'reilly's Shout (#16), Inquicktime (#9), Lady Lazarus (#14), Margot's Star (#15), Thunder Shanghai (#17), He's Invading (#12), Champagne Tower (#13)



Toowoomba Professional  
Race 4: LOCALSEARCH Maiden Handicap - 1300m  
23 August 2025 - 19:13



Track Rating: Good 4, Weather: Fine, Rail Position: +2.5m Entire

| Section<br>Field Times |     |                    |         |                     |                    | 200m<br>-:-.--- | Last 600m<br>0:15.99 |                           |    |
|------------------------|-----|--------------------|---------|---------------------|--------------------|-----------------|----------------------|---------------------------|----|
| Rank                   | TAB | Horse/Jockey       | Barrier | Top Speed<br>[km/h] | Fastest<br>Section | Margin          |                      | Distance<br>Travelled [m] |    |
| 1                      | 3   | POWER OF SUCCESS   | 11      | 67.4                | 0:15.98            | -:-.---         | 1:19.93              | 0:15.99                   |    |
|                        |     | Olivia Webb        |         | 1200m               | Overall            |                 |                      |                           |    |
| 2                      | 6   | TAJALAT            | 10      | 66.4                | 0:16.06            | -:-.---         | 2.26L                | 0:16.07                   | +4 |
|                        |     | Chelsea Baker      |         | 1200m               | Overall            |                 |                      |                           |    |
| 3                      | 1   | MALBEC MAN         | 4       | 65.5                | 0:16.07            | -:-.---         | 2.46L                | 0:16.07                   | +3 |
|                        |     | Jake Molloy        |         | 1200m               | Overall            |                 |                      |                           |    |
| 4                      | 7   | WAITING FOR GRAHAM | 17      | 66.4                | 0:16.12            | -:-.---         | 4.08L                | 0:16.13                   | +7 |
|                        |     | Brooke Ainsworth   |         | 1200m               | Overall            |                 |                      |                           |    |
| 5                      | 5   | IT'S A LONG ROAD   | 5       | 65.3                | 0:16.19            | -:-.---         | 6.21L                | 0:16.20                   | +6 |
|                        |     | Kelsey Lenton      |         | 1200m               | Overall            |                 |                      |                           |    |
| 6                      | 11  | HIGHLAND SAPPHIRE  | 1       | 67.1                | 0:16.20            | -:-.---         | 6.28L                | 0:16.20                   | -2 |
|                        |     | Cody Collis        |         | 1200m               | Overall            |                 |                      |                           |    |
| 7                      | 4   | RED FORCE          | 8       | 64.3                | 0:16.20            | -:-.---         | 6.36L                | 0:16.21                   | +1 |
|                        |     | Karl Zechner       |         | 1200m               | Overall            |                 |                      |                           |    |
| 8                      | 10  | DREAM SUMMIT       | 16      | 68.0                | 0:16.34            | -:-.---         | 10.47L               | 0:16.35                   | +4 |
|                        |     | Kenji Yoshida      |         | 1200m               | Overall            |                 |                      |                           |    |
| 9                      | 2   | LOVE TO BE PROUD   | 12      | 67.5                | 0:16.36            | -:-.---         | 11.18L               | 0:16.37                   | +7 |
|                        |     | Montanna Savva     |         | 1200m               | Overall            |                 |                      |                           |    |

Did Not Finish: Bushann (#8)

Scratched: O'reilly's Shout (#16), Inquicktime (#9), Lady Lazarus (#14), Margot's Star (#15), Thunder Shanghai (#17), He's Invading (#12), Champagne Tower (#13)



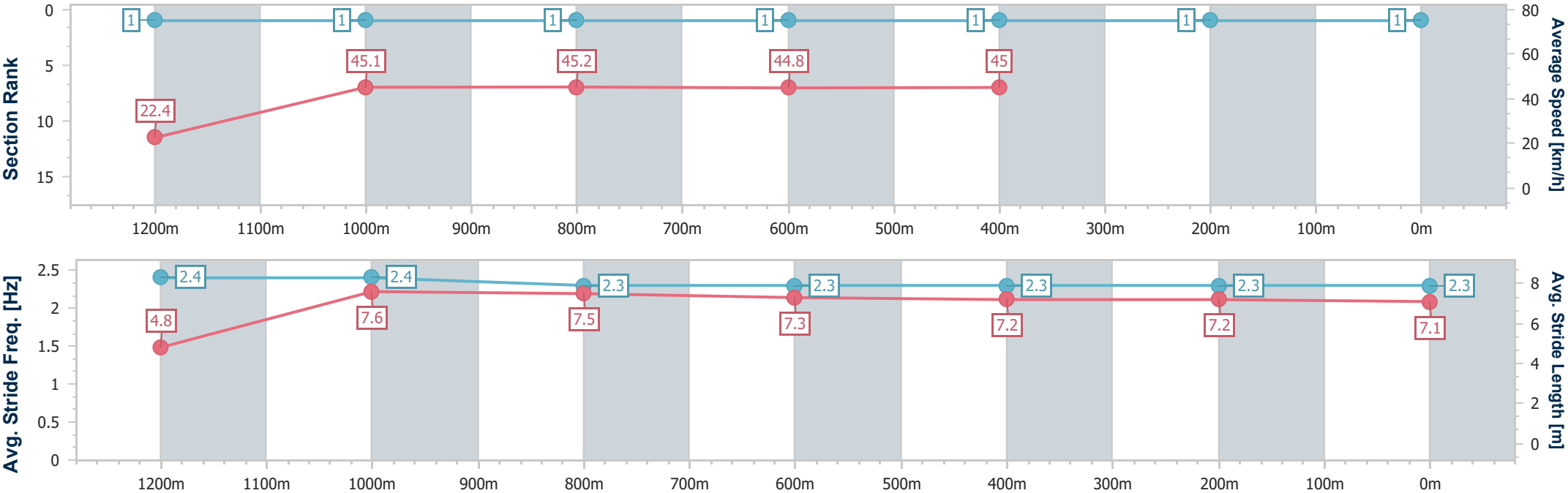
|                                |                   |
|--------------------------------|-------------------|
| Horse/Jockey Name              | Power Of Success  |
| Final Rank                     | 1                 |
| Fastest Section Time (Section) | 0:15.98 (Overall) |
| Top Speed [km/h] (Section)     | 67.4 (1200m)      |
| Race State                     | Finished          |



ToowoombaProfessional  
Race 4: LOCALSEARCH Maiden Handicap - 1300m  
23 August 2025 - 19:13  
Track Rating: Good 4, Weather: Fine, Rail Position: +2.5m Entire



| Section                | Overall                  | 1200m                    | 1000m                    | 800m                     | 600m                     | 400m    | 200m    |  |  |  |  |  |  |
|------------------------|--------------------------|--------------------------|--------------------------|--------------------------|--------------------------|---------|---------|--|--|--|--|--|--|
| Section Times          | 1:19.93 [1]<br>(0:15.98) | 1:03.95 [1]<br>(0:15.99) | 0:47.96 [1]<br>(0:15.98) | 0:31.98 [1]<br>(0:15.99) | 0:15.99 [1]<br>(0:15.99) | -:--:-- | -:--:-- |  |  |  |  |  |  |
| Average Speed [km/h]   | 22.4                     | 45.1                     | 45.2                     | 44.8                     | 45.0                     | ∞       | ∞       |  |  |  |  |  |  |
| Top Speed [km/h]       | 64.5                     | 67.4                     | 63.8                     | 61.2                     | 60.4                     | 60.7    | 60.7    |  |  |  |  |  |  |
| Avg. Dist. to Rail [m] | 7.0                      | 0.7                      | 0.3                      | 0.6                      | 0.5                      | 1.0     | 0.5     |  |  |  |  |  |  |
| Avg. Stride Freq. [Hz] | 2.4                      | 2.4                      | 2.3                      | 2.3                      | 2.3                      | 2.3     | 2.3     |  |  |  |  |  |  |
| Avg. Stride Length [m] | 4.8                      | 7.6                      | 7.5                      | 7.3                      | 7.2                      | 7.2     | 7.1     |  |  |  |  |  |  |





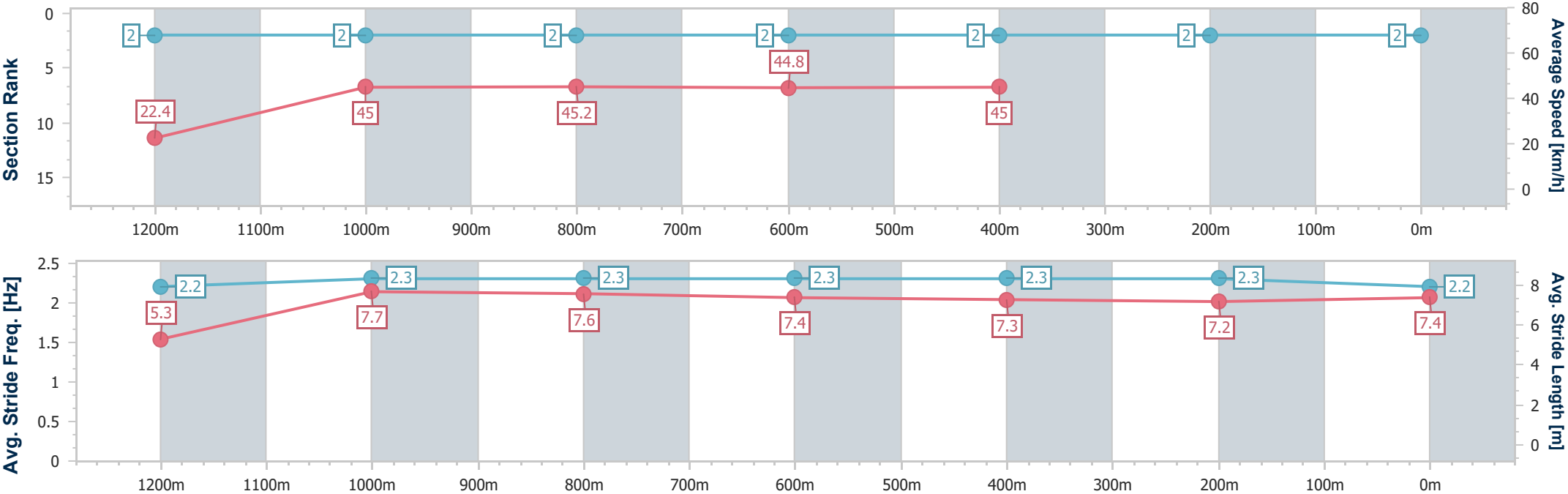
|                                |                   |
|--------------------------------|-------------------|
| Horse/Jockey Name              | Tajalat           |
| Final Rank                     | 2                 |
| Fastest Section Time (Section) | 0:16.06 (Overall) |
| Top Speed [km/h] (Section)     | 66.4 (1200m)      |
| Race State                     | Finished          |



ToowoombaProfessional  
Race 4: LOCALSEARCH Maiden Handicap - 1300m  
23 August 2025 - 19:13  
Track Rating: Good 4, Weather: Fine, Rail Position: +2.5m Entire



| Section                | Overall                  | 1200m                    | 1000m                    | 800m                     | 600m                     | 400m    | 200m    |  |  |  |  |  |  |
|------------------------|--------------------------|--------------------------|--------------------------|--------------------------|--------------------------|---------|---------|--|--|--|--|--|--|
| Section Times          | 1:20.32 [2]<br>(0:16.06) | 1:04.26 [2]<br>(0:16.06) | 0:48.20 [2]<br>(0:16.07) | 0:32.13 [2]<br>(0:16.06) | 0:16.07 [2]<br>(0:16.07) | -:--:-- | -:--:-- |  |  |  |  |  |  |
| Average Speed [km/h]   | 22.4                     | 45.0                     | 45.2                     | 44.8                     | 45.0                     | ∞       | ∞       |  |  |  |  |  |  |
| Top Speed [km/h]       | 61.9                     | 66.4                     | 63.2                     | 60.9                     | 61.0                     | 61.2    | 60.3    |  |  |  |  |  |  |
| Avg. Dist. to Rail [m] | 8.3                      | 2.9                      | 1.5                      | 0.5                      | 0.8                      | 2.0     | 1.2     |  |  |  |  |  |  |
| Avg. Stride Freq. [Hz] | 2.2                      | 2.3                      | 2.3                      | 2.3                      | 2.3                      | 2.3     | 2.2     |  |  |  |  |  |  |
| Avg. Stride Length [m] | 5.3                      | 7.7                      | 7.6                      | 7.4                      | 7.3                      | 7.2     | 7.4     |  |  |  |  |  |  |





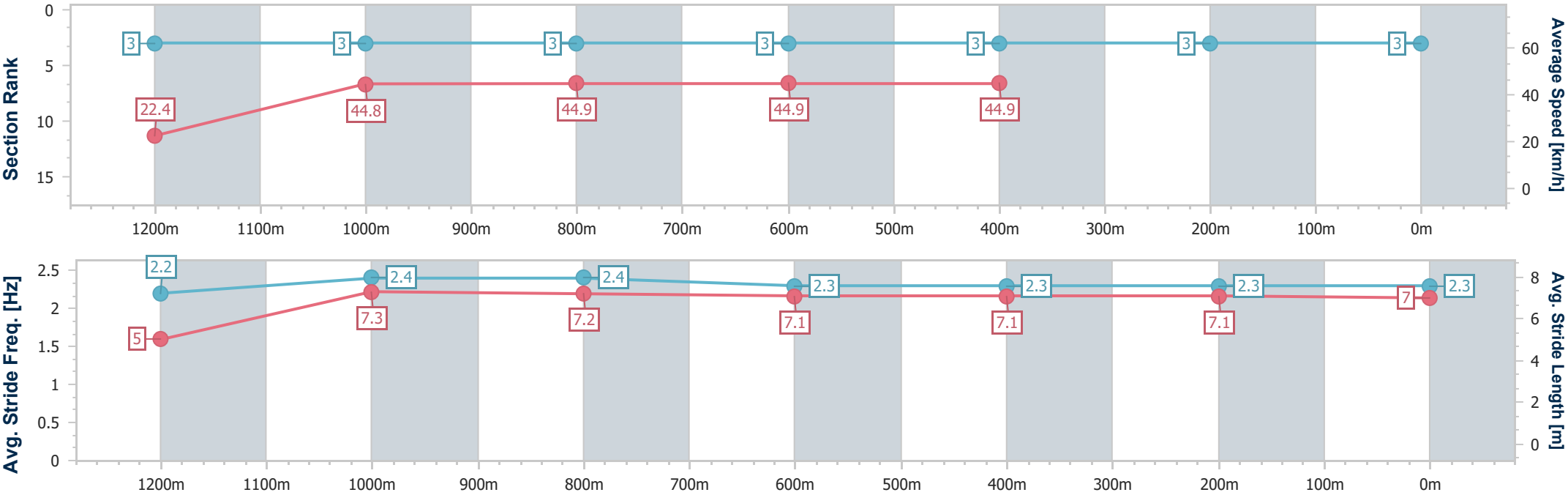
|                                |                   |
|--------------------------------|-------------------|
| Horse/Jockey Name              | Malbec Man        |
| Final Rank                     | 3                 |
| Fastest Section Time (Section) | 0:16.07 (Overall) |
| Top Speed [km/h] (Section)     | 65.5 (1200m)      |
| Race State                     | Finished          |



ToowoombaProfessional  
Race 4: LOCALSEARCH Maiden Handicap - 1300m  
23 August 2025 - 19:13  
Track Rating: Good 4, Weather: Fine, Rail Position: +2.5m Entire



| Section                | Overall                  | 1200m                    | 1000m                    | 800m                     | 600m                     | 400m    | 200m    |  |  |  |  |  |  |
|------------------------|--------------------------|--------------------------|--------------------------|--------------------------|--------------------------|---------|---------|--|--|--|--|--|--|
| Section Times          | 1:20.35 [3]<br>(0:16.07) | 1:04.28 [3]<br>(0:16.07) | 0:48.21 [3]<br>(0:16.07) | 0:32.14 [3]<br>(0:16.07) | 0:16.07 [3]<br>(0:16.07) | -:--:-- | -:--:-- |  |  |  |  |  |  |
| Average Speed [km/h]   | 22.4                     | 44.8                     | 44.9                     | 44.9                     | 44.9                     | ∞       | ∞       |  |  |  |  |  |  |
| Top Speed [km/h]       | 62.8                     | 65.5                     | 63.3                     | 61.6                     | 61.3                     | 60.9    | 60.0    |  |  |  |  |  |  |
| Avg. Dist. to Rail [m] | 3.4                      | 0.7                      | 0.4                      | 0.6                      | 1.2                      | 2.0     | 3.6     |  |  |  |  |  |  |
| Avg. Stride Freq. [Hz] | 2.2                      | 2.4                      | 2.4                      | 2.3                      | 2.3                      | 2.3     | 2.3     |  |  |  |  |  |  |
| Avg. Stride Length [m] | 5.0                      | 7.3                      | 7.2                      | 7.1                      | 7.1                      | 7.1     | 7.0     |  |  |  |  |  |  |





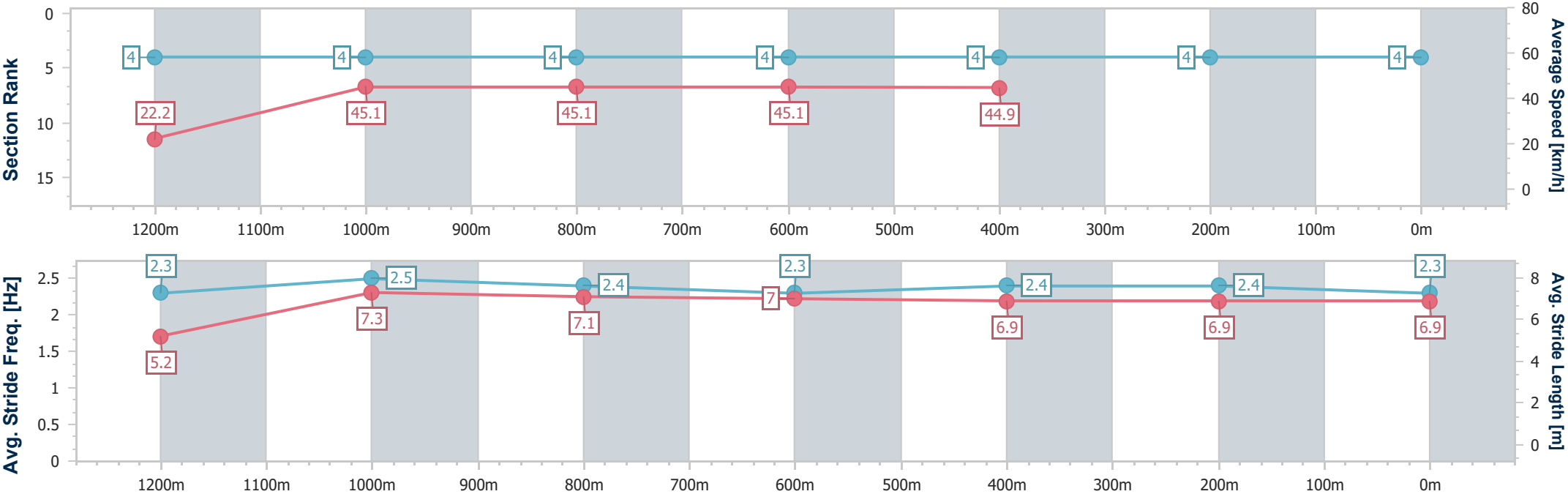
|                                |                    |
|--------------------------------|--------------------|
| Horse/Jockey Name              | Waiting For Graham |
| Final Rank                     | 4                  |
| Fastest Section Time (Section) | 0:16.12 (Overall)  |
| Top Speed [km/h] (Section)     | 66.4 (1200m)       |
| Race State                     | Finished           |



ToowoombaProfessional  
Race 4: LOCALSEARCH Maiden Handicap - 1300m  
23 August 2025 - 19:13  
Track Rating: Good 4, Weather: Fine, Rail Position: +2.5m Entire



| Section                | Overall                  | 1200m                    | 1000m                    | 800m                     | 600m                     | 400m    | 200m    |  |  |  |  |  |  |
|------------------------|--------------------------|--------------------------|--------------------------|--------------------------|--------------------------|---------|---------|--|--|--|--|--|--|
| Section Times          | 1:20.63 [4]<br>(0:16.12) | 1:04.51 [4]<br>(0:16.13) | 0:48.38 [4]<br>(0:16.12) | 0:32.26 [4]<br>(0:16.13) | 0:16.13 [4]<br>(0:16.13) | -:--:-- | -:--:-- |  |  |  |  |  |  |
| Average Speed [km/h]   | 22.2                     | 45.1                     | 45.1                     | 45.1                     | 44.9                     | ∞       | ∞       |  |  |  |  |  |  |
| Top Speed [km/h]       | 61.0                     | 66.4                     | 63.5                     | 61.2                     | 60.3                     | 58.7    | 58.2    |  |  |  |  |  |  |
| Avg. Dist. to Rail [m] | 12.2                     | 4.5                      | 3.5                      | 2.7                      | 1.5                      | 0.6     | 0.9     |  |  |  |  |  |  |
| Avg. Stride Freq. [Hz] | 2.3                      | 2.5                      | 2.4                      | 2.3                      | 2.4                      | 2.4     | 2.3     |  |  |  |  |  |  |
| Avg. Stride Length [m] | 5.2                      | 7.3                      | 7.1                      | 7.0                      | 6.9                      | 6.9     | 6.9     |  |  |  |  |  |  |







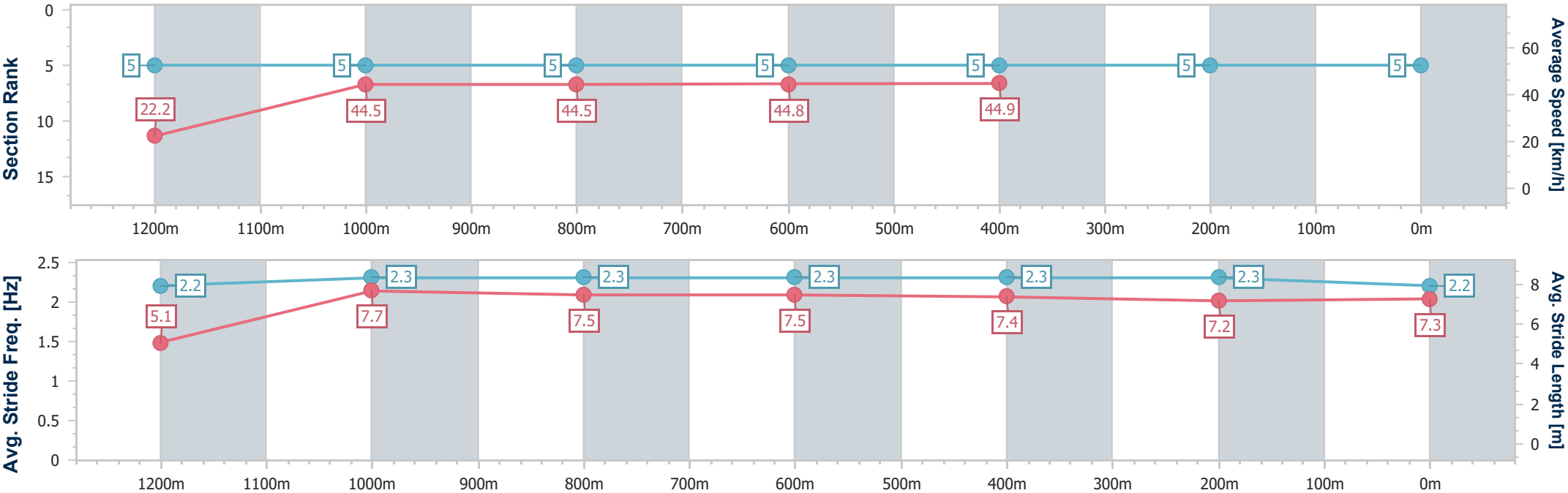
|                                |                   |
|--------------------------------|-------------------|
| Horse/Jockey Name              | It's A Long Road  |
| Final Rank                     | 5                 |
| Fastest Section Time (Section) | 0:16.19 (Overall) |
| Top Speed [km/h] (Section)     | 65.3 (1200m)      |
| Race State                     | Finished          |



ToowoombaProfessional  
Race 4: LOCALSEARCH Maiden Handicap - 1300m  
23 August 2025 - 19:13  
Track Rating: Good 4, Weather: Fine, Rail Position: +2.5m Entire



| Section                | Overall                  | 1200m                    | 1000m                    | 800m                     | 600m                     | 400m    | 200m    |  |  |  |  |  |  |
|------------------------|--------------------------|--------------------------|--------------------------|--------------------------|--------------------------|---------|---------|--|--|--|--|--|--|
| Section Times          | 1:20.99 [5]<br>(0:16.19) | 1:04.80 [5]<br>(0:16.20) | 0:48.60 [5]<br>(0:16.20) | 0:32.40 [5]<br>(0:16.20) | 0:16.20 [5]<br>(0:16.20) | -:--:-- | -:--:-- |  |  |  |  |  |  |
| Average Speed [km/h]   | 22.2                     | 44.5                     | 44.5                     | 44.8                     | 44.9                     | ∞       | ∞       |  |  |  |  |  |  |
| Top Speed [km/h]       | 58.8                     | 65.3                     | 63.5                     | 61.5                     | 62.4                     | 60.8    | 59.4    |  |  |  |  |  |  |
| Avg. Dist. to Rail [m] | 3.0                      | 0.6                      | 1.3                      | 1.7                      | 2.1                      | 2.9     | 4.0     |  |  |  |  |  |  |
| Avg. Stride Freq. [Hz] | 2.2                      | 2.3                      | 2.3                      | 2.3                      | 2.3                      | 2.3     | 2.2     |  |  |  |  |  |  |
| Avg. Stride Length [m] | 5.1                      | 7.7                      | 7.5                      | 7.5                      | 7.4                      | 7.2     | 7.3     |  |  |  |  |  |  |





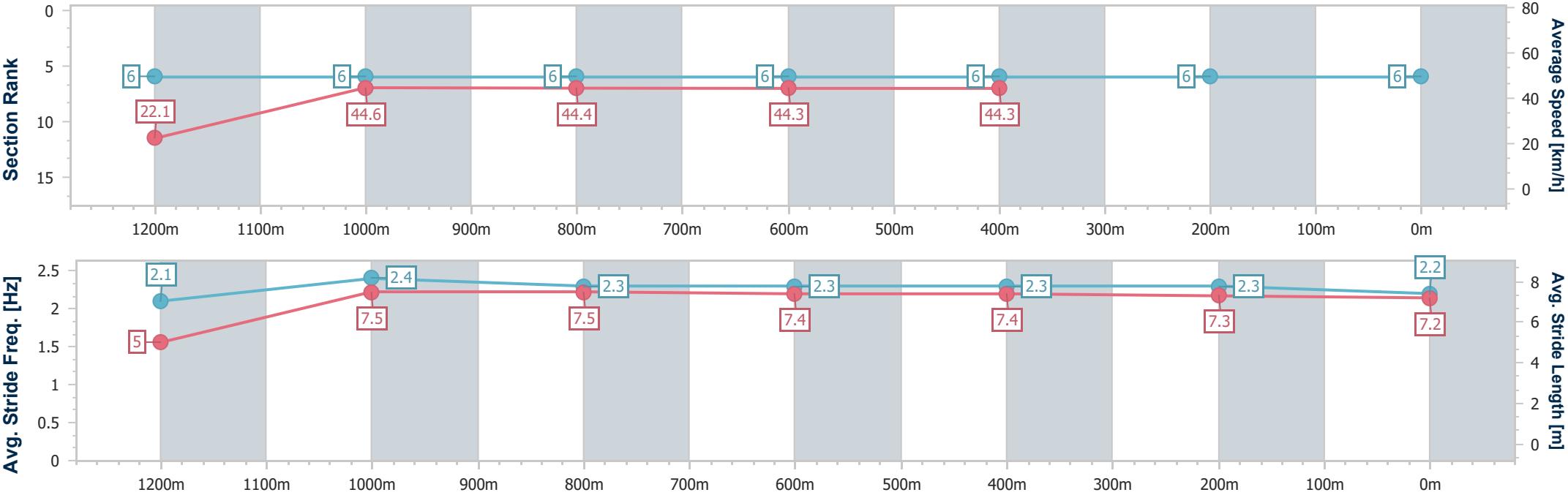
|                                |                   |
|--------------------------------|-------------------|
| Horse/Jockey Name              | Highland Sapphire |
| Final Rank                     | 6                 |
| Fastest Section Time (Section) | 0:16.20 (Overall) |
| Top Speed [km/h] (Section)     | 67.1 (1200m)      |
| Race State                     | Finished          |



ToowoombaProfessional  
Race 4: LOCALSEARCH Maiden Handicap - 1300m  
23 August 2025 - 19:13  
Track Rating: Good 4, Weather: Fine, Rail Position: +2.5m Entire



| Section                | Overall                  | 1200m                    | 1000m                    | 800m                     | 600m                     | 400m    | 200m    |  |  |  |  |  |  |
|------------------------|--------------------------|--------------------------|--------------------------|--------------------------|--------------------------|---------|---------|--|--|--|--|--|--|
| Section Times          | 1:21.00 [6]<br>(0:16.20) | 1:04.80 [6]<br>(0:16.20) | 0:48.60 [6]<br>(0:16.20) | 0:32.40 [6]<br>(0:16.20) | 0:16.20 [6]<br>(0:16.20) | -:--:-- | -:--:-- |  |  |  |  |  |  |
| Average Speed [km/h]   | 22.1                     | 44.6                     | 44.4                     | 44.3                     | 44.3                     | ∞       | ∞       |  |  |  |  |  |  |
| Top Speed [km/h]       | 60.3                     | 67.1                     | 64.6                     | 62.3                     | 62.7                     | 59.7    | 58.6    |  |  |  |  |  |  |
| Avg. Dist. to Rail [m] | 3.2                      | 0.5                      | 0.3                      | 0.4                      | 0.6                      | 0.7     | 2.5     |  |  |  |  |  |  |
| Avg. Stride Freq. [Hz] | 2.1                      | 2.4                      | 2.3                      | 2.3                      | 2.3                      | 2.3     | 2.2     |  |  |  |  |  |  |
| Avg. Stride Length [m] | 5.0                      | 7.5                      | 7.5                      | 7.4                      | 7.4                      | 7.3     | 7.2     |  |  |  |  |  |  |





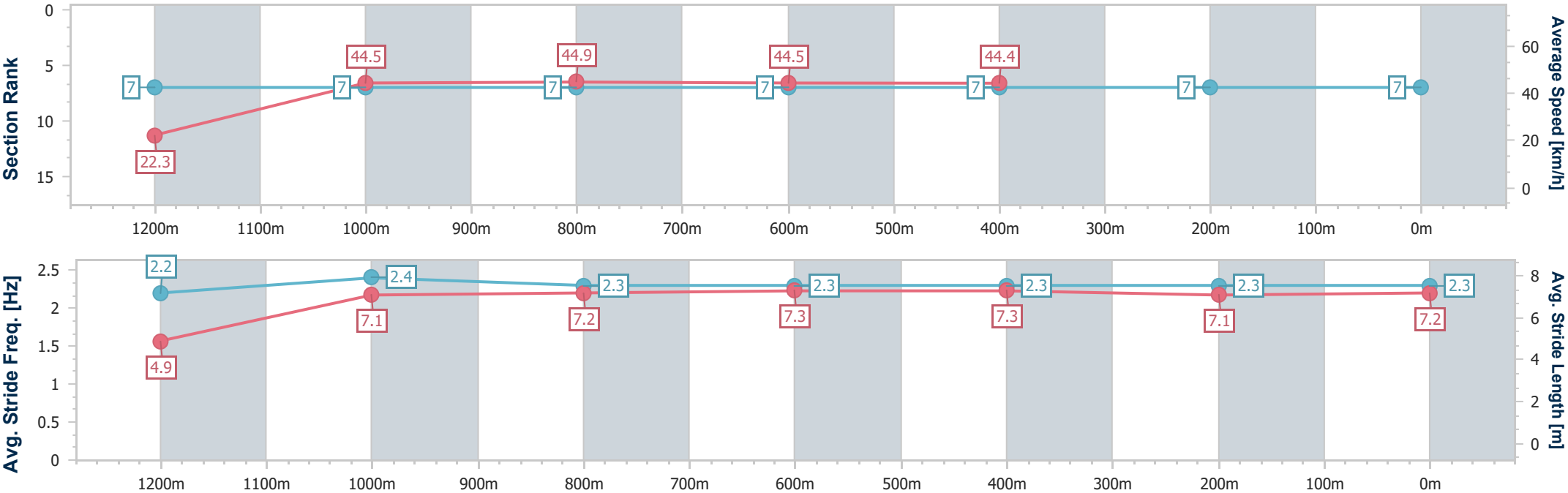
|                                |                   |
|--------------------------------|-------------------|
| Horse/Jockey Name              | Red Force         |
| Final Rank                     | 7                 |
| Fastest Section Time (Section) | 0:16.20 (Overall) |
| Top Speed [km/h] (Section)     | 64.3 (1200m)      |
| Race State                     | Finished          |



ToowoombaProfessional  
Race 4: LOCALSEARCH Maiden Handicap - 1300m  
23 August 2025 - 19:13  
Track Rating: Good 4, Weather: Fine, Rail Position: +2.5m Entire



| Section                | Overall                  | 1200m                    | 1000m                    | 800m                     | 600m                     | 400m    | 200m    |  |  |  |  |  |  |
|------------------------|--------------------------|--------------------------|--------------------------|--------------------------|--------------------------|---------|---------|--|--|--|--|--|--|
| Section Times          | 1:21.02 [7]<br>(0:16.20) | 1:04.82 [7]<br>(0:16.20) | 0:48.62 [7]<br>(0:16.21) | 0:32.41 [7]<br>(0:16.20) | 0:16.21 [7]<br>(0:16.21) | -:--:-- | -:--:-- |  |  |  |  |  |  |
| Average Speed [km/h]   | 22.3                     | 44.5                     | 44.9                     | 44.5                     | 44.4                     | ∞       | ∞       |  |  |  |  |  |  |
| Top Speed [km/h]       | 58.4                     | 64.3                     | 62.4                     | 62.0                     | 62.5                     | 60.8    | 60.4    |  |  |  |  |  |  |
| Avg. Dist. to Rail [m] | 6.5                      | 4.1                      | 2.8                      | 0.5                      | 0.7                      | 1.2     | 0.6     |  |  |  |  |  |  |
| Avg. Stride Freq. [Hz] | 2.2                      | 2.4                      | 2.3                      | 2.3                      | 2.3                      | 2.3     | 2.3     |  |  |  |  |  |  |
| Avg. Stride Length [m] | 4.9                      | 7.1                      | 7.2                      | 7.3                      | 7.3                      | 7.1     | 7.2     |  |  |  |  |  |  |





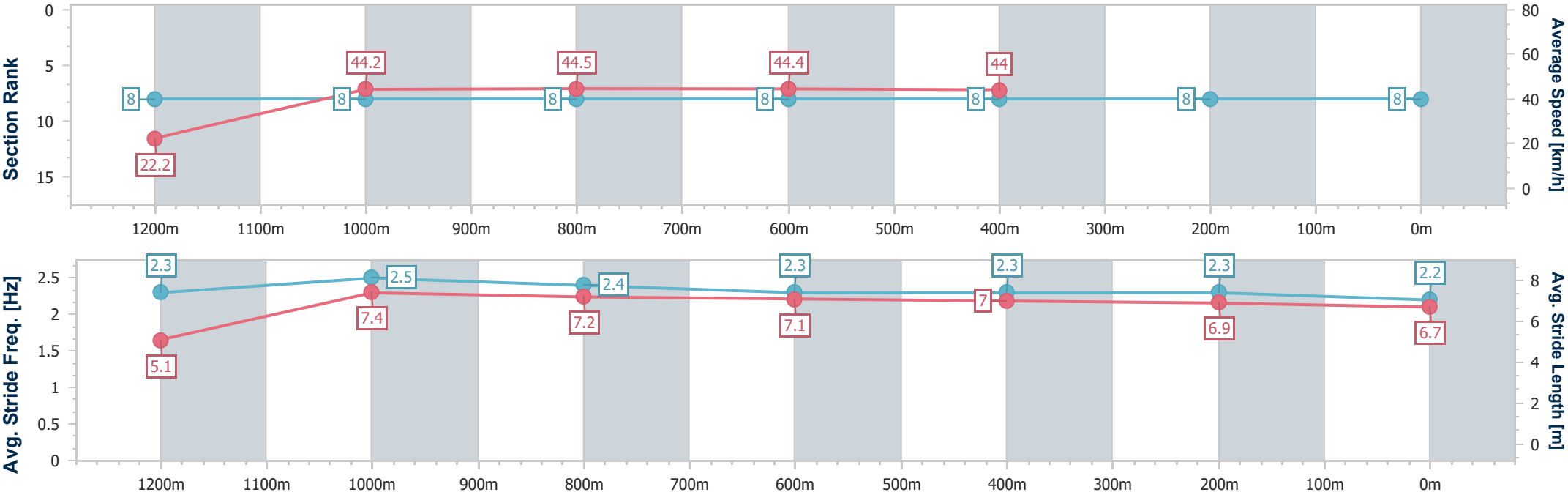
|                                |                   |
|--------------------------------|-------------------|
| Horse/Jockey Name              | Dream Summit      |
| Final Rank                     | 8                 |
| Fastest Section Time (Section) | 0:16.34 (Overall) |
| Top Speed [km/h] (Section)     | 68.0 (1200m)      |
| Race State                     | Finished          |



ToowoombaProfessional  
Race 4: LOCALSEARCH Maiden Handicap - 1300m  
23 August 2025 - 19:13  
Track Rating: Good 4, Weather: Fine, Rail Position: +2.5m Entire



| Section                | Overall                  | 1200m                    | 1000m                    | 800m                     | 600m                     | 400m    | 200m    |  |  |  |  |  |  |
|------------------------|--------------------------|--------------------------|--------------------------|--------------------------|--------------------------|---------|---------|--|--|--|--|--|--|
| Section Times          | 1:21.72 [8]<br>(0:16.34) | 1:05.38 [8]<br>(0:16.34) | 0:49.04 [8]<br>(0:16.35) | 0:32.69 [8]<br>(0:16.34) | 0:16.35 [8]<br>(0:16.35) | -:--:-- | -:--:-- |  |  |  |  |  |  |
| Average Speed [km/h]   | 22.2                     | 44.2                     | 44.5                     | 44.4                     | 44.0                     | ∞       | ∞       |  |  |  |  |  |  |
| Top Speed [km/h]       | 64.7                     | 68.0                     | 65.1                     | 61.5                     | 60.5                     | 57.8    | 55.4    |  |  |  |  |  |  |
| Avg. Dist. to Rail [m] | 11.7                     | 3.1                      | 2.7                      | 1.4                      | 0.4                      | 0.5     | 0.3     |  |  |  |  |  |  |
| Avg. Stride Freq. [Hz] | 2.3                      | 2.5                      | 2.4                      | 2.3                      | 2.3                      | 2.3     | 2.2     |  |  |  |  |  |  |
| Avg. Stride Length [m] | 5.1                      | 7.4                      | 7.2                      | 7.1                      | 7.0                      | 6.9     | 6.7     |  |  |  |  |  |  |





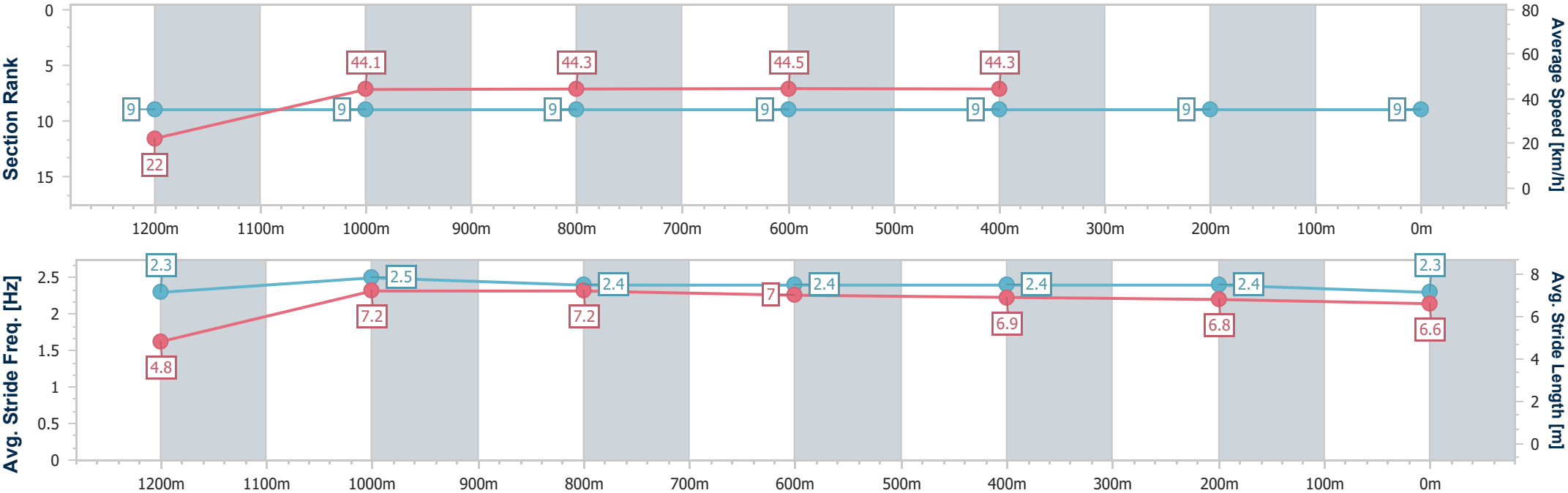
|                                |                   |
|--------------------------------|-------------------|
| Horse/Jockey Name              | Love To Be Proud  |
| Final Rank                     | 9                 |
| Fastest Section Time (Section) | 0:16.36 (Overall) |
| Top Speed [km/h] (Section)     | 67.5 (1200m)      |
| Race State                     | Finished          |



ToowoombaProfessional  
Race 4: LOCALSEARCH Maiden Handicap - 1300m  
23 August 2025 - 19:13  
Track Rating: Good 4, Weather: Fine, Rail Position: +2.5m Entire



| Section                | Overall                  | 1200m                    | 1000m                    | 800m                     | 600m                     | 400m    | 200m    |  |  |  |  |  |  |
|------------------------|--------------------------|--------------------------|--------------------------|--------------------------|--------------------------|---------|---------|--|--|--|--|--|--|
| Section Times          | 1:21.83 [9]<br>(0:16.36) | 1:05.47 [9]<br>(0:16.37) | 0:49.10 [9]<br>(0:16.36) | 0:32.74 [9]<br>(0:16.37) | 0:16.37 [9]<br>(0:16.37) | -:--:-- | -:--:-- |  |  |  |  |  |  |
| Average Speed [km/h]   | 22.0                     | 44.1                     | 44.3                     | 44.5                     | 44.3                     | ∞       | ∞       |  |  |  |  |  |  |
| Top Speed [km/h]       | 62.4                     | 67.5                     | 64.3                     | 61.9                     | 61.6                     | 59.1    | 56.8    |  |  |  |  |  |  |
| Avg. Dist. to Rail [m] | 6.7                      | 1.3                      | 2.1                      | 2.3                      | 2.1                      | 1.1     | 1.3     |  |  |  |  |  |  |
| Avg. Stride Freq. [Hz] | 2.3                      | 2.5                      | 2.4                      | 2.4                      | 2.4                      | 2.4     | 2.3     |  |  |  |  |  |  |
| Avg. Stride Length [m] | 4.8                      | 7.2                      | 7.2                      | 7.0                      | 6.9                      | 6.8     | 6.6     |  |  |  |  |  |  |





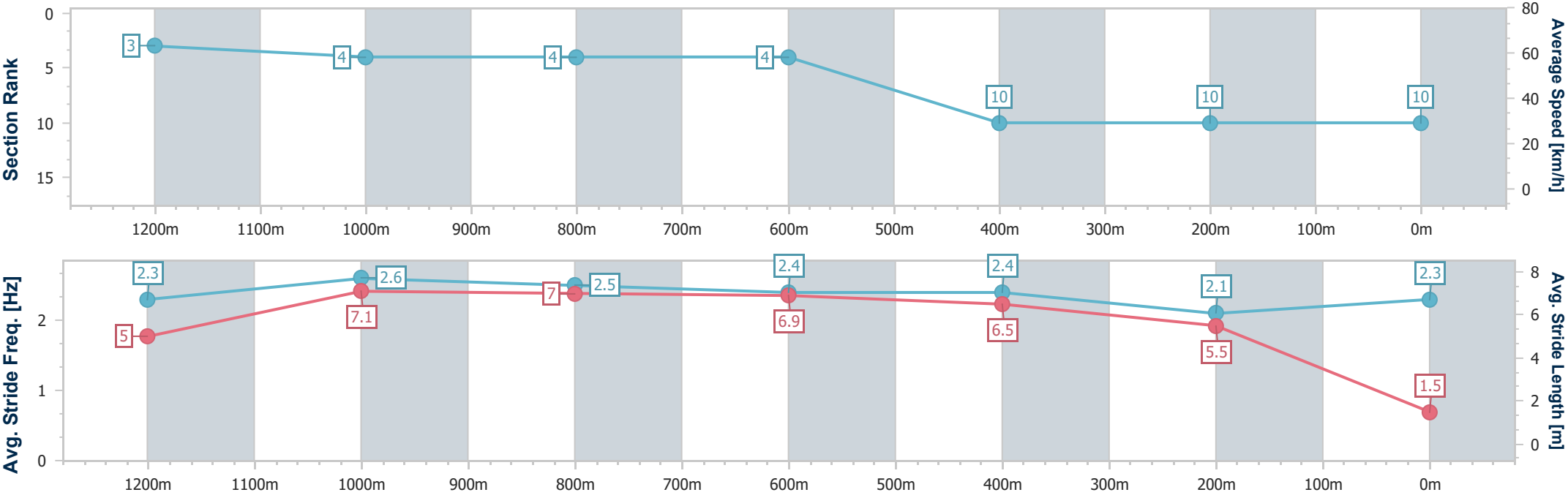
|                                |                   |
|--------------------------------|-------------------|
| Horse/Jockey Name              | Bushann           |
| Final Rank                     | -                 |
| Fastest Section Time (Section) | 0:00.00 (Overall) |
| Top Speed [km/h] (Section)     | 66.0 (1200m)      |
| Race State                     | DidNotFinish      |



ToowoombaProfessional  
Race 4: LOCALSEARCH Maiden Handicap - 1300m  
23 August 2025 - 19:13  
Track Rating: Good 4, Weather: Fine, Rail Position: +2.5m Entire



| Section                | Overall | 1200m | 1000m | 800m  | 600m  | 400m  | 200m  |  |  |  |  |  |  |
|------------------------|---------|-------|-------|-------|-------|-------|-------|--|--|--|--|--|--|
| Section Times          | -:-:-   | -:-:- | -:-:- | -:-:- | -:-:- | -:-:- | -:-:- |  |  |  |  |  |  |
| Average Speed [km/h]   | ∞       | ∞     | ∞     | ∞     | ∞     | ∞     | ∞     |  |  |  |  |  |  |
| Top Speed [km/h]       | 64.1    | 66.0  | 63.9  | 61.7  | 60.1  | 48.2  | 36.1  |  |  |  |  |  |  |
| Avg. Dist. to Rail [m] | 9.7     | 4.4   | 4.4   | 3.2   | 3.3   | 1.1   | 5.6   |  |  |  |  |  |  |
| Avg. Stride Freq. [Hz] | 2.3     | 2.6   | 2.5   | 2.4   | 2.4   | 2.1   | 2.3   |  |  |  |  |  |  |
| Avg. Stride Length [m] | 5.0     | 7.1   | 7.0   | 6.9   | 6.5   | 5.5   | 1.5   |  |  |  |  |  |  |





Toowoomba Professional  
Race 5: BROWN FAMILY WINE GROUP BENCHMARK 65 Handicap -  
1200m

23 August 2025 - 19:48



Track Rating: Good 4, Weather: Fine, Rail Position: +2.5m Entire

| Section     |     |                |         |                     |                    | Overall              | 1000m                | 800m                 | 600m                 | 400m                 | 200m                 | Last 600m |                           |    |
|-------------|-----|----------------|---------|---------------------|--------------------|----------------------|----------------------|----------------------|----------------------|----------------------|----------------------|-----------|---------------------------|----|
| Field Times |     |                |         |                     |                    | 1:13.17<br>(0:14.11) | 0:59.06<br>(0:11.43) | 0:47.63<br>(0:11.82) | 0:35.81<br>(0:11.88) | 0:23.93<br>(0:11.82) | 0:12.11<br>(0:12.11) | 0:35.81   |                           |    |
| Rank        | TAB | Horse/Jockey   | Barrier | Top Speed<br>[km/h] | Fastest<br>Section |                      |                      |                      |                      |                      |                      | Margin    | Distance<br>Travelled [m] |    |
| 1           | 9   | PROVANCE       | 2       | 67.0                | 0:11.40            | 1:13.17 [1]          | 0:58.78 [3]          | 0:47.38 [2]          | 0:35.55 [2]          | 0:23.82 [2]          | 0:12.11 [1]          | 1:13.17   | 0:35.55                   |    |
|             |     | Bailey Wheeler |         | Overall             | 1000m              | (0:14.39)            | (0:11.40)            | (0:11.83)            | (0:11.73)            | (0:11.71)            | (0:12.11)            |           |                           |    |
| 2           | 2   | FIGHTING IDOL  | 11      | 64.7                | 0:11.51            | 1:13.25 [2]          | 0:58.29 [8]          | 0:46.74 [8]          | 0:34.68 [8]          | 0:23.09 [7]          | 0:11.51 [7]          | 0.5L      | 0:34.68                   | +4 |
|             |     | Kelsey Lenton  |         | 1000m               | 200m               | (0:14.96)            | (0:11.55)            | (0:12.06)            | (0:11.59)            | (0:11.58)            | (0:11.51)            |           |                           |    |
| 3           | 4   | SILVER CITY    | 9       | 66.7                | 0:11.72            | 1:13.30 [3]          | 0:58.95 [2]          | 0:47.22 [4]          | 0:35.48 [3]          | 0:23.76 [3]          | 0:12.03 [2]          | 0.76L     | 0:35.48                   | +3 |
|             |     | Shania Willis  |         | Overall             | 600m               | (0:14.35)            | (0:11.73)            | (0:11.74)            | (0:11.72)            | (0:11.73)            | (0:12.03)            |           |                           |    |
| 4           | 8   | HELL AND BACK  | 4       | 65.1                | 0:11.58            | 1:13.40 [4]          | 0:58.93 [4]          | 0:47.35 [3]          | 0:35.51 [4]          | 0:23.79 [4]          | 0:12.07 [3]          | 1.35L     | 0:35.51                   | +0 |
|             |     | Chelsea Baker  |         | Overall             | 1000m              | (0:14.47)            | (0:11.58)            | (0:11.84)            | (0:11.72)            | (0:11.72)            | (0:12.07)            |           |                           |    |
| 5           | 6   | SON OF BEEBEE  | 3       | 67.6                | 0:11.53            | 1:13.54 [5]          | 0:58.71 [7]          | 0:47.18 [7]          | 0:35.39 [6]          | 0:23.64 [6]          | 0:11.81 [6]          | 2.2L      | 0:35.39                   | +3 |
|             |     | Stacey Callow  |         | Overall             | 1000m              | (0:14.83)            | (0:11.53)            | (0:11.79)            | (0:11.75)            | (0:11.83)            | (0:11.81)            |           |                           |    |
| 6           | 3   | NEVER GIVE UP  | 5       | 65.4                | 0:11.50            | 1:13.65 [6]          | 0:58.99 [6]          | 0:47.49 [5]          | 0:35.72 [5]          | 0:23.96 [5]          | 0:12.20 [5]          | 2.83L     | 0:35.72                   | +9 |
|             |     | Karl Zechner   |         | 1000m               | 1000m              | (0:14.66)            | (0:11.50)            | (0:11.77)            | (0:11.76)            | (0:11.76)            | (0:12.20)            |           |                           |    |
| 7           | 10  | ISLAND MAGIC   | 6       | 66.2                | 0:11.43            | 1:14.46 [7]          | 1:00.35 [1]          | 0:48.92 [1]          | 0:37.10 [1]          | 0:25.22 [1]          | 0:13.05 [4]          | 7.62L     | 0:37.10                   | +2 |
|             |     | Nozi Tomizawa  |         | Overall             | 1000m              | (0:14.11)            | (0:11.43)            | (0:11.82)            | (0:11.88)            | (0:12.17)            | (0:13.05)            |           |                           |    |
| 8           | 1   | KORDIA         | 1       | 64.9                | 0:11.67            | 1:16.58 [8]          | 1:02.00 [5]          | 0:50.33 [6]          | 0:38.39 [7]          | 0:26.25 [8]          | 0:13.65 [8]          | 20.09L    | 0:38.39                   | +2 |
|             |     | Amy Graham     |         | Overall             | 1000m              | (0:14.58)            | (0:11.67)            | (0:11.94)            | (0:12.14)            | (0:12.60)            | (0:13.65)            |           |                           |    |

Scratched: Script Writer (#7), No Going Back (#5), Switchblade (#11)



|                                |                 |
|--------------------------------|-----------------|
| Horse/Jockey Name              | Provance        |
| Final Rank                     | 1               |
| Fastest Section Time (Section) | 0:11.40 (1000m) |
| Top Speed [km/h] (Section)     | 67.0 (Overall)  |
| Race State                     | Finished        |

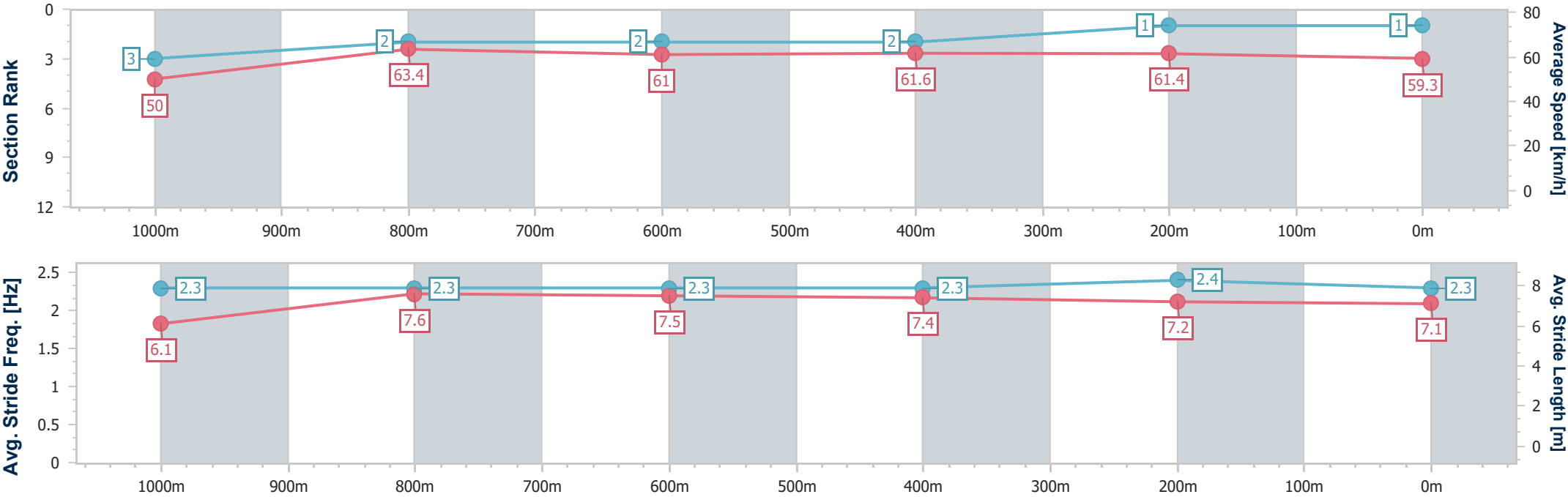


ToowoombaProfessional  
Race 5: BROWN FAMILY WINE GROUP BENCHMARK 65  
Handicap - 1200m  
23 August 2025 - 19:48



Track Rating: Good 4, Weather: Fine, Rail Position: +2.5m Entire

| Section                | Overall                  | 1000m                    | 800m                     | 600m                     | 400m                     | 200m                     |  |  |  |  |  |  |  |
|------------------------|--------------------------|--------------------------|--------------------------|--------------------------|--------------------------|--------------------------|--|--|--|--|--|--|--|
| Section Times          | 1:13.17 [1]<br>(0:14.39) | 0:58.78 [3]<br>(0:11.40) | 0:47.38 [2]<br>(0:11.83) | 0:35.55 [2]<br>(0:11.73) | 0:23.82 [2]<br>(0:11.71) | 0:12.11 [1]<br>(0:12.11) |  |  |  |  |  |  |  |
| Average Speed [km/h]   | 50.0                     | 63.4                     | 61.0                     | 61.6                     | 61.4                     | 59.3                     |  |  |  |  |  |  |  |
| Top Speed [km/h]       | 67.0                     | 66.0                     | 62.0                     | 62.6                     | 62.9                     | 61.2                     |  |  |  |  |  |  |  |
| Avg. Dist. to Rail [m] | 3.4                      | 1.3                      | 0.5                      | 0.5                      | 0.5                      | 1.5                      |  |  |  |  |  |  |  |
| Avg. Stride Freq. [Hz] | 2.3                      | 2.3                      | 2.3                      | 2.3                      | 2.4                      | 2.3                      |  |  |  |  |  |  |  |
| Avg. Stride Length [m] | 6.1                      | 7.6                      | 7.5                      | 7.4                      | 7.2                      | 7.1                      |  |  |  |  |  |  |  |







|                                |                |
|--------------------------------|----------------|
| Horse/Jockey Name              | Fighting Idol  |
| Final Rank                     | 2              |
| Fastest Section Time (Section) | 0:11.51 (200m) |
| Top Speed [km/h] (Section)     | 64.7 (1000m)   |
| Race State                     | Finished       |

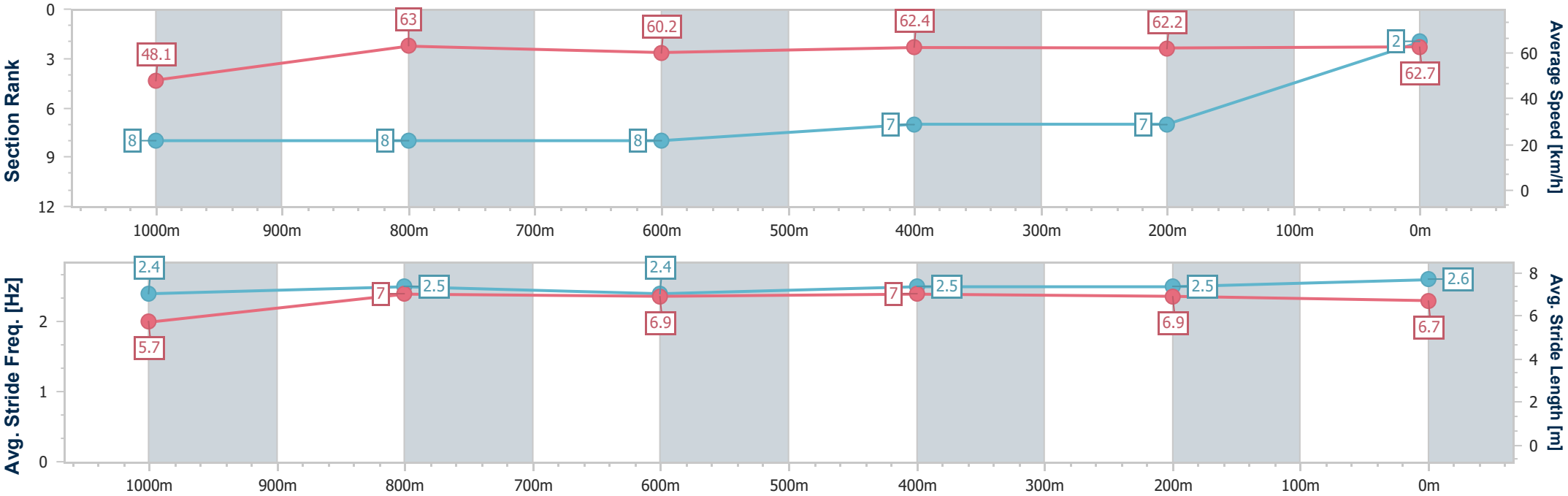


ToowoombaProfessional  
Race 5: BROWN FAMILY WINE GROUP BENCHMARK 65  
Handicap - 1200m  
23 August 2025 - 19:48



Track Rating: Good 4, Weather: Fine, Rail Position: +2.5m Entire

| Section                | Overall                  | 1000m                    | 800m                     | 600m                     | 400m                     | 200m                     |  |  |  |  |  |  |  |
|------------------------|--------------------------|--------------------------|--------------------------|--------------------------|--------------------------|--------------------------|--|--|--|--|--|--|--|
| Section Times          | 1:13.25 [2]<br>(0:14.96) | 0:58.29 [8]<br>(0:11.55) | 0:46.74 [8]<br>(0:12.06) | 0:34.68 [8]<br>(0:11.59) | 0:23.09 [7]<br>(0:11.58) | 0:11.51 [7]<br>(0:11.51) |  |  |  |  |  |  |  |
| Average Speed [km/h]   | 48.1                     | 63.0                     | 60.2                     | 62.4                     | 62.2                     | 62.7                     |  |  |  |  |  |  |  |
| Top Speed [km/h]       | 64.5                     | 64.7                     | 62.4                     | 63.7                     | 63.7                     | 63.8                     |  |  |  |  |  |  |  |
| Avg. Dist. to Rail [m] | 6.1                      | 2.3                      | 2.1                      | 0.7                      | 1.6                      | 3.8                      |  |  |  |  |  |  |  |
| Avg. Stride Freq. [Hz] | 2.4                      | 2.5                      | 2.4                      | 2.5                      | 2.5                      | 2.6                      |  |  |  |  |  |  |  |
| Avg. Stride Length [m] | 5.7                      | 7.0                      | 6.9                      | 7.0                      | 6.9                      | 6.7                      |  |  |  |  |  |  |  |





|                                |                |
|--------------------------------|----------------|
| Horse/Jockey Name              | Silver City    |
| Final Rank                     | 3              |
| Fastest Section Time (Section) | 0:11.72 (600m) |
| Top Speed [km/h] (Section)     | 66.7 (Overall) |
| Race State                     | Finished       |

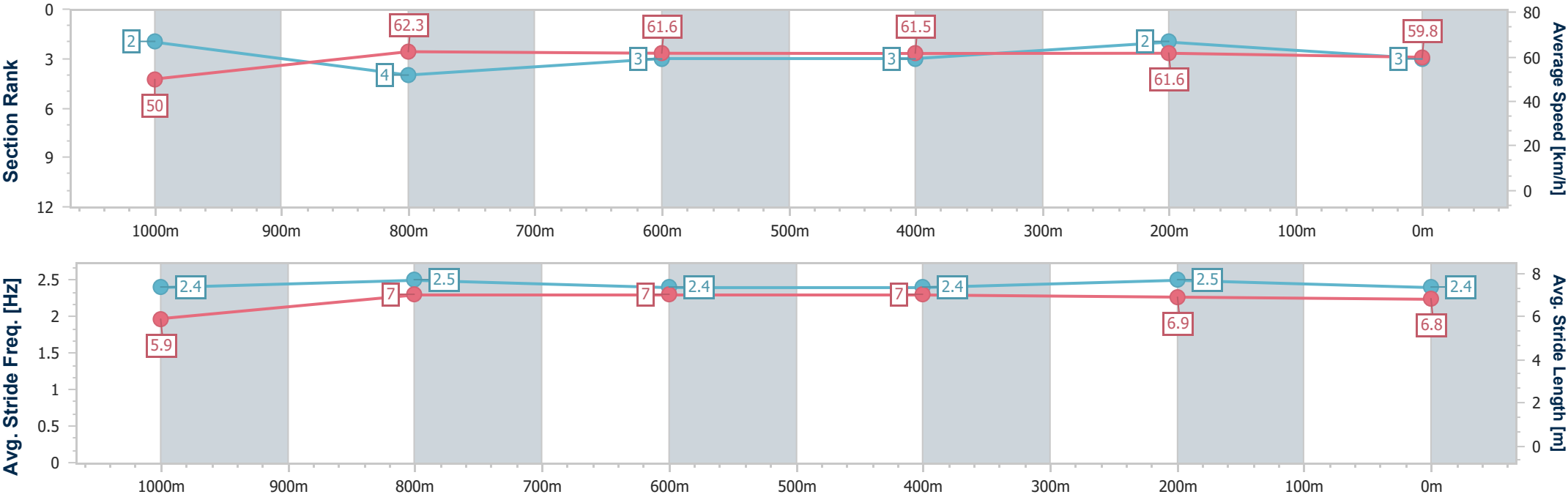


ToowoombaProfessional  
Race 5: BROWN FAMILY WINE GROUP BENCHMARK 65  
Handicap - 1200m  
23 August 2025 - 19:48



Track Rating: Good 4, Weather: Fine, Rail Position: +2.5m Entire

| Section                | Overall                  | 1000m                    | 800m                     | 600m                     | 400m                     | 200m                     |  |  |  |  |  |  |  |  |
|------------------------|--------------------------|--------------------------|--------------------------|--------------------------|--------------------------|--------------------------|--|--|--|--|--|--|--|--|
| Section Times          | 1:13.30 [3]<br>(0:14.35) | 0:58.95 [2]<br>(0:11.73) | 0:47.22 [4]<br>(0:11.74) | 0:35.48 [3]<br>(0:11.72) | 0:23.76 [3]<br>(0:11.73) | 0:12.03 [2]<br>(0:12.03) |  |  |  |  |  |  |  |  |
| Average Speed [km/h]   | 50.0                     | 62.3                     | 61.6                     | 61.5                     | 61.6                     | 59.8                     |  |  |  |  |  |  |  |  |
| Top Speed [km/h]       | 66.7                     | 65.8                     | 62.9                     | 63.5                     | 62.6                     | 62.1                     |  |  |  |  |  |  |  |  |
| Avg. Dist. to Rail [m] | 9.2                      | 3.5                      | 1.0                      | 0.6                      | 1.3                      | 0.7                      |  |  |  |  |  |  |  |  |
| Avg. Stride Freq. [Hz] | 2.4                      | 2.5                      | 2.4                      | 2.4                      | 2.5                      | 2.4                      |  |  |  |  |  |  |  |  |
| Avg. Stride Length [m] | 5.9                      | 7.0                      | 7.0                      | 7.0                      | 6.9                      | 6.8                      |  |  |  |  |  |  |  |  |





|                                |                 |
|--------------------------------|-----------------|
| Horse/Jockey Name              | Hell And Back   |
| Final Rank                     | 4               |
| Fastest Section Time (Section) | 0:11.58 (1000m) |
| Top Speed [km/h] (Section)     | 65.1 (Overall)  |
| Race State                     | Finished        |

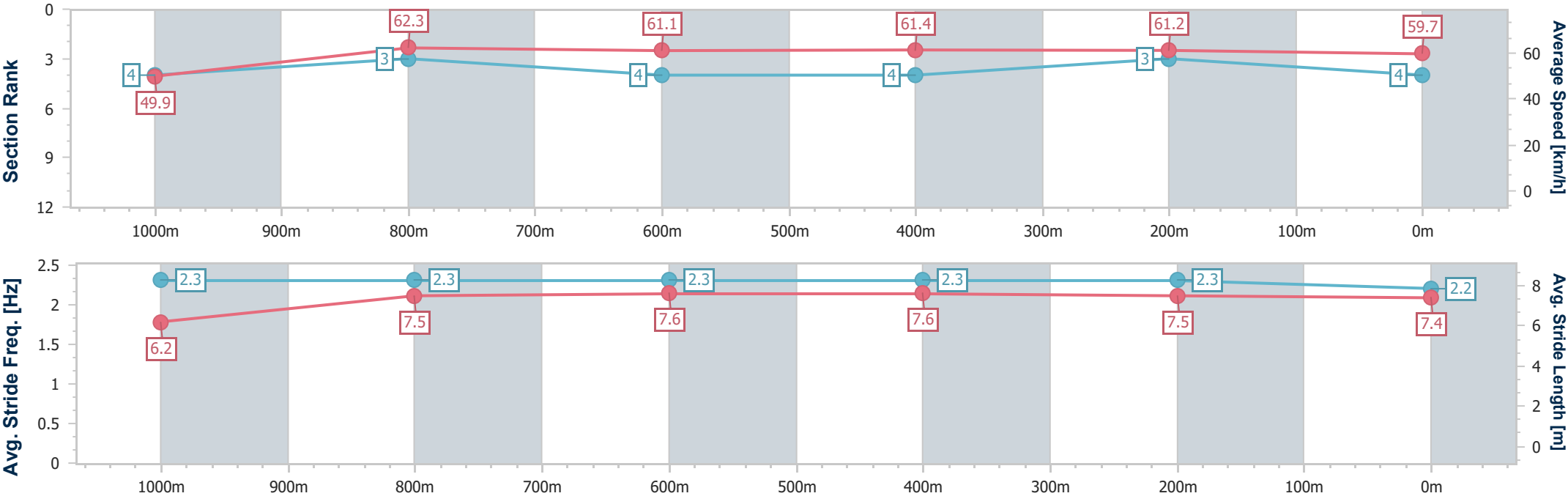


ToowoombaProfessional  
Race 5: BROWN FAMILY WINE GROUP BENCHMARK 65  
Handicap - 1200m  
23 August 2025 - 19:48



Track Rating: Good 4, Weather: Fine, Rail Position: +2.5m Entire

| Section                | Overall                  | 1000m                    | 800m                     | 600m                     | 400m                     | 200m                     |  |  |  |  |  |  |  |
|------------------------|--------------------------|--------------------------|--------------------------|--------------------------|--------------------------|--------------------------|--|--|--|--|--|--|--|
| Section Times          | 1:13.40 [4]<br>(0:14.47) | 0:58.93 [4]<br>(0:11.58) | 0:47.35 [3]<br>(0:11.84) | 0:35.51 [4]<br>(0:11.72) | 0:23.79 [4]<br>(0:11.72) | 0:12.07 [3]<br>(0:12.07) |  |  |  |  |  |  |  |
| Average Speed [km/h]   | 49.9                     | 62.3                     | 61.1                     | 61.4                     | 61.2                     | 59.7                     |  |  |  |  |  |  |  |
| Top Speed [km/h]       | 65.1                     | 63.5                     | 62.2                     | 62.2                     | 62.5                     | 60.9                     |  |  |  |  |  |  |  |
| Avg. Dist. to Rail [m] | 4.2                      | 1.5                      | 1.0                      | 0.4                      | 0.7                      | 2.9                      |  |  |  |  |  |  |  |
| Avg. Stride Freq. [Hz] | 2.3                      | 2.3                      | 2.3                      | 2.3                      | 2.3                      | 2.2                      |  |  |  |  |  |  |  |
| Avg. Stride Length [m] | 6.2                      | 7.5                      | 7.6                      | 7.6                      | 7.5                      | 7.4                      |  |  |  |  |  |  |  |





|                                |                 |
|--------------------------------|-----------------|
| Horse/Jockey Name              | Son Of Beebee   |
| Final Rank                     | 5               |
| Fastest Section Time (Section) | 0:11.53 (1000m) |
| Top Speed [km/h] (Section)     | 67.6 (Overall)  |
| Race State                     | Finished        |

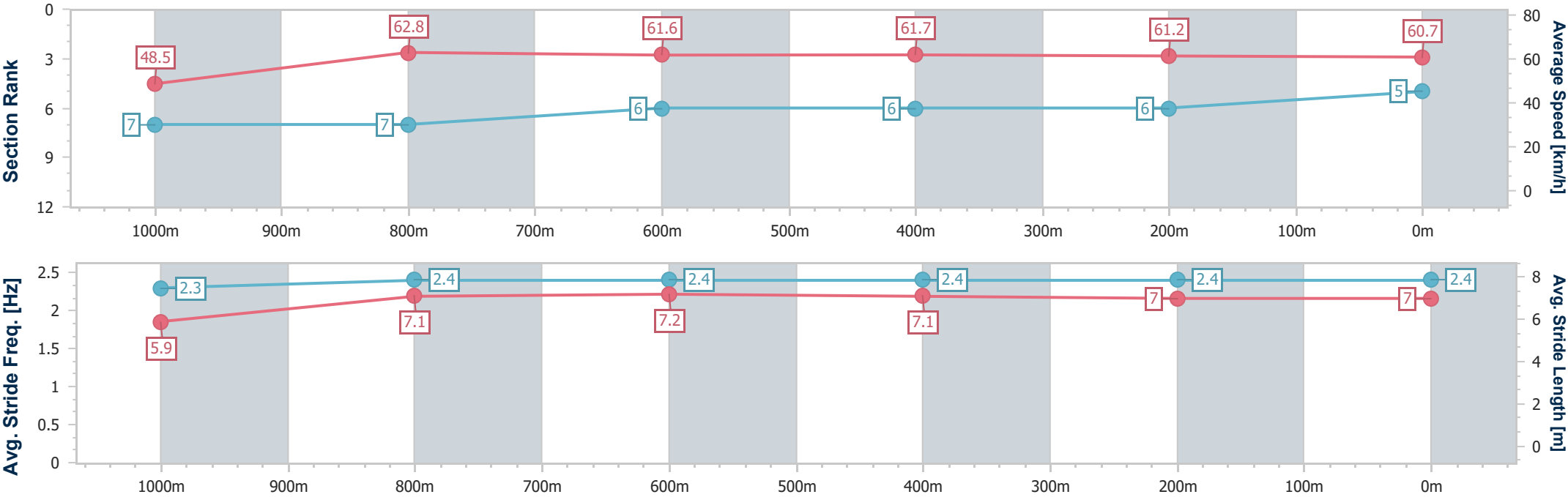


ToowoombaProfessional  
Race 5: BROWN FAMILY WINE GROUP BENCHMARK 65  
Handicap - 1200m  
23 August 2025 - 19:48



Track Rating: Good 4, Weather: Fine, Rail Position: +2.5m Entire

| Section                | Overall                  | 1000m                    | 800m                     | 600m                     | 400m                     | 200m                     |  |  |  |  |  |  |  |  |
|------------------------|--------------------------|--------------------------|--------------------------|--------------------------|--------------------------|--------------------------|--|--|--|--|--|--|--|--|
| Section Times          | 1:13.54 [5]<br>(0:14.83) | 0:58.71 [7]<br>(0:11.53) | 0:47.18 [7]<br>(0:11.79) | 0:35.39 [6]<br>(0:11.75) | 0:23.64 [6]<br>(0:11.83) | 0:11.81 [6]<br>(0:11.81) |  |  |  |  |  |  |  |  |
| Average Speed [km/h]   | 48.5                     | 62.8                     | 61.6                     | 61.7                     | 61.2                     | 60.7                     |  |  |  |  |  |  |  |  |
| Top Speed [km/h]       | 67.6                     | 66.8                     | 63.4                     | 63.5                     | 61.9                     | 62.1                     |  |  |  |  |  |  |  |  |
| Avg. Dist. to Rail [m] | 3.8                      | 2.4                      | 1.9                      | 1.2                      | 1.8                      | 3.3                      |  |  |  |  |  |  |  |  |
| Avg. Stride Freq. [Hz] | 2.3                      | 2.4                      | 2.4                      | 2.4                      | 2.4                      | 2.4                      |  |  |  |  |  |  |  |  |
| Avg. Stride Length [m] | 5.9                      | 7.1                      | 7.2                      | 7.1                      | 7.0                      | 7.0                      |  |  |  |  |  |  |  |  |





|                                |                 |
|--------------------------------|-----------------|
| Horse/Jockey Name              | Never Give Up   |
| Final Rank                     | 6               |
| Fastest Section Time (Section) | 0:11.50 (1000m) |
| Top Speed [km/h] (Section)     | 65.4 (1000m)    |
| Race State                     | Finished        |

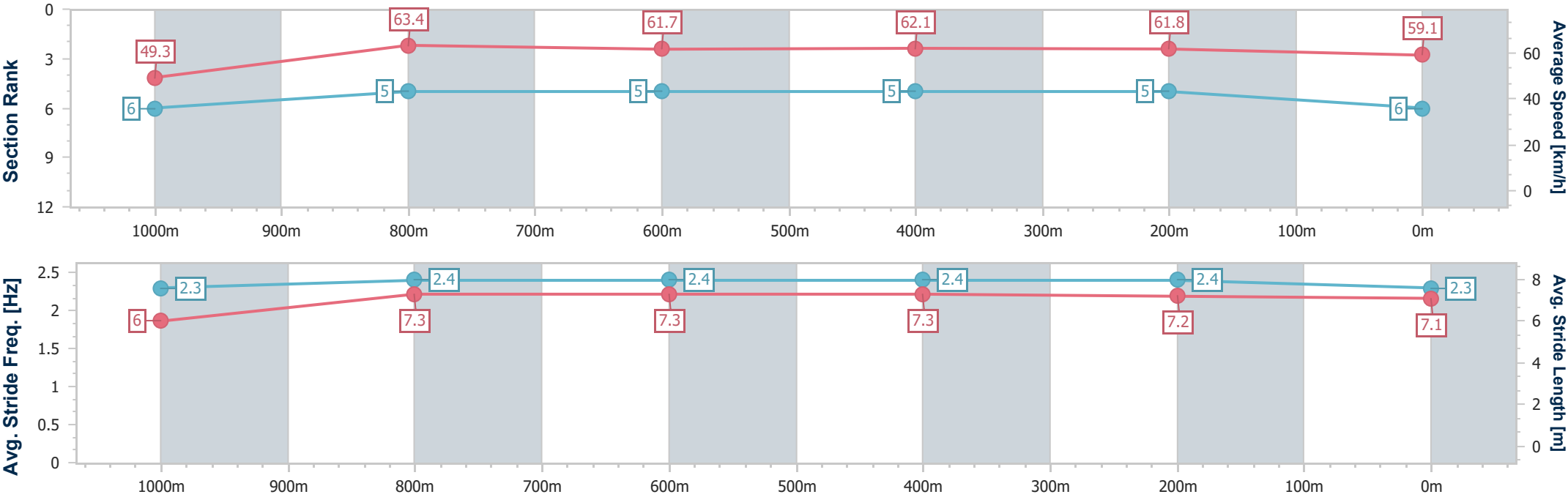


ToowoombaProfessional  
Race 5: BROWN FAMILY WINE GROUP BENCHMARK 65  
Handicap - 1200m  
23 August 2025 - 19:48



Track Rating: Good 4, Weather: Fine, Rail Position: +2.5m Entire

| Section                | Overall                  | 1000m                    | 800m                     | 600m                     | 400m                     | 200m                     |  |  |  |  |  |  |  |
|------------------------|--------------------------|--------------------------|--------------------------|--------------------------|--------------------------|--------------------------|--|--|--|--|--|--|--|
| Section Times          | 1:13.65 [6]<br>(0:14.66) | 0:58.99 [6]<br>(0:11.50) | 0:47.49 [5]<br>(0:11.77) | 0:35.72 [5]<br>(0:11.76) | 0:23.96 [5]<br>(0:11.76) | 0:12.20 [5]<br>(0:12.20) |  |  |  |  |  |  |  |
| Average Speed [km/h]   | 49.3                     | 63.4                     | 61.7                     | 62.1                     | 61.8                     | 59.1                     |  |  |  |  |  |  |  |
| Top Speed [km/h]       | 65.2                     | 65.4                     | 63.4                     | 63.1                     | 63.2                     | 60.9                     |  |  |  |  |  |  |  |
| Avg. Dist. to Rail [m] | 5.2                      | 3.3                      | 3.8                      | 2.9                      | 2.7                      | 1.5                      |  |  |  |  |  |  |  |
| Avg. Stride Freq. [Hz] | 2.3                      | 2.4                      | 2.4                      | 2.4                      | 2.4                      | 2.3                      |  |  |  |  |  |  |  |
| Avg. Stride Length [m] | 6.0                      | 7.3                      | 7.3                      | 7.3                      | 7.2                      | 7.1                      |  |  |  |  |  |  |  |





|                                |                 |
|--------------------------------|-----------------|
| Horse/Jockey Name              | Island Magic    |
| Final Rank                     | 7               |
| Fastest Section Time (Section) | 0:11.43 (1000m) |
| Top Speed [km/h] (Section)     | 66.2 (Overall)  |
| Race State                     | Finished        |

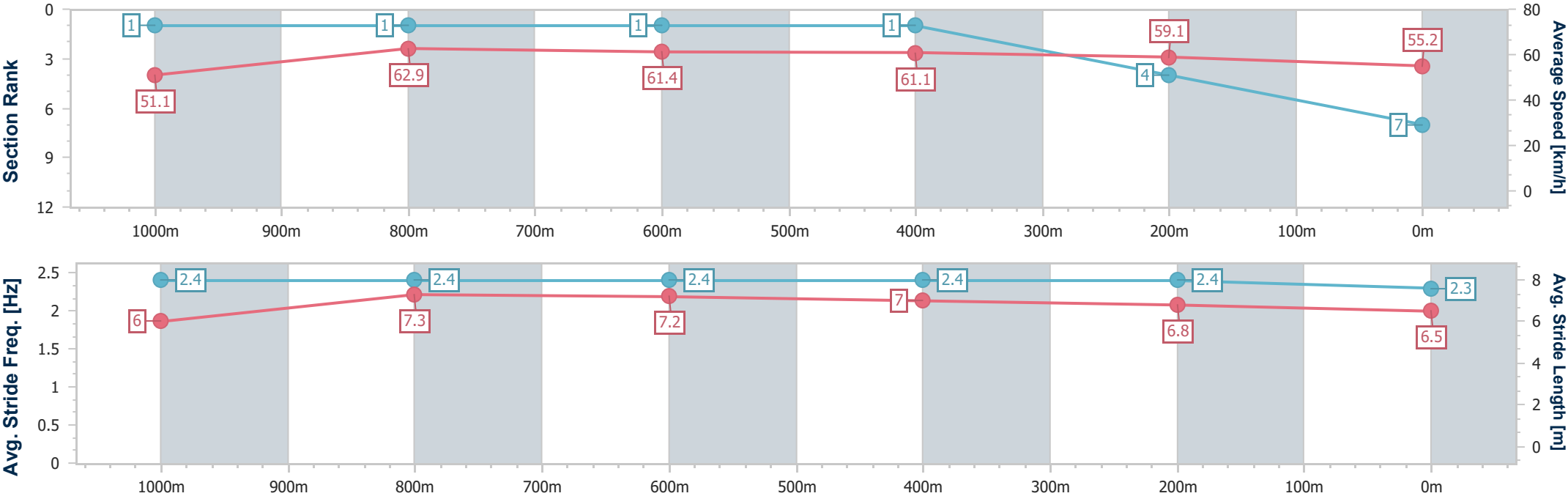


ToowoombaProfessional  
Race 5: BROWN FAMILY WINE GROUP BENCHMARK 65  
Handicap - 1200m  
23 August 2025 - 19:48



Track Rating: Good 4, Weather: Fine, Rail Position: +2.5m Entire

| Section                | Overall                  | 1000m                    | 800m                     | 600m                     | 400m                     | 200m                     |  |  |  |  |  |  |  |  |
|------------------------|--------------------------|--------------------------|--------------------------|--------------------------|--------------------------|--------------------------|--|--|--|--|--|--|--|--|
| Section Times          | 1:14.46 [7]<br>(0:14.11) | 1:00.35 [1]<br>(0:11.43) | 0:48.92 [1]<br>(0:11.82) | 0:37.10 [1]<br>(0:11.88) | 0:25.22 [1]<br>(0:12.17) | 0:13.05 [4]<br>(0:13.05) |  |  |  |  |  |  |  |  |
| Average Speed [km/h]   | 51.1                     | 62.9                     | 61.4                     | 61.1                     | 59.1                     | 55.2                     |  |  |  |  |  |  |  |  |
| Top Speed [km/h]       | 66.2                     | 65.3                     | 62.6                     | 62.3                     | 60.6                     | 56.6                     |  |  |  |  |  |  |  |  |
| Avg. Dist. to Rail [m] | 4.5                      | 1.2                      | 2.2                      | 1.1                      | 0.4                      | 0.3                      |  |  |  |  |  |  |  |  |
| Avg. Stride Freq. [Hz] | 2.4                      | 2.4                      | 2.4                      | 2.4                      | 2.4                      | 2.3                      |  |  |  |  |  |  |  |  |
| Avg. Stride Length [m] | 6.0                      | 7.3                      | 7.2                      | 7.0                      | 6.8                      | 6.5                      |  |  |  |  |  |  |  |  |





|                                |                 |
|--------------------------------|-----------------|
| Horse/Jockey Name              | Kordia          |
| Final Rank                     | 8               |
| Fastest Section Time (Section) | 0:11.67 (1000m) |
| Top Speed [km/h] (Section)     | 64.9 (Overall)  |
| Race State                     | Finished        |

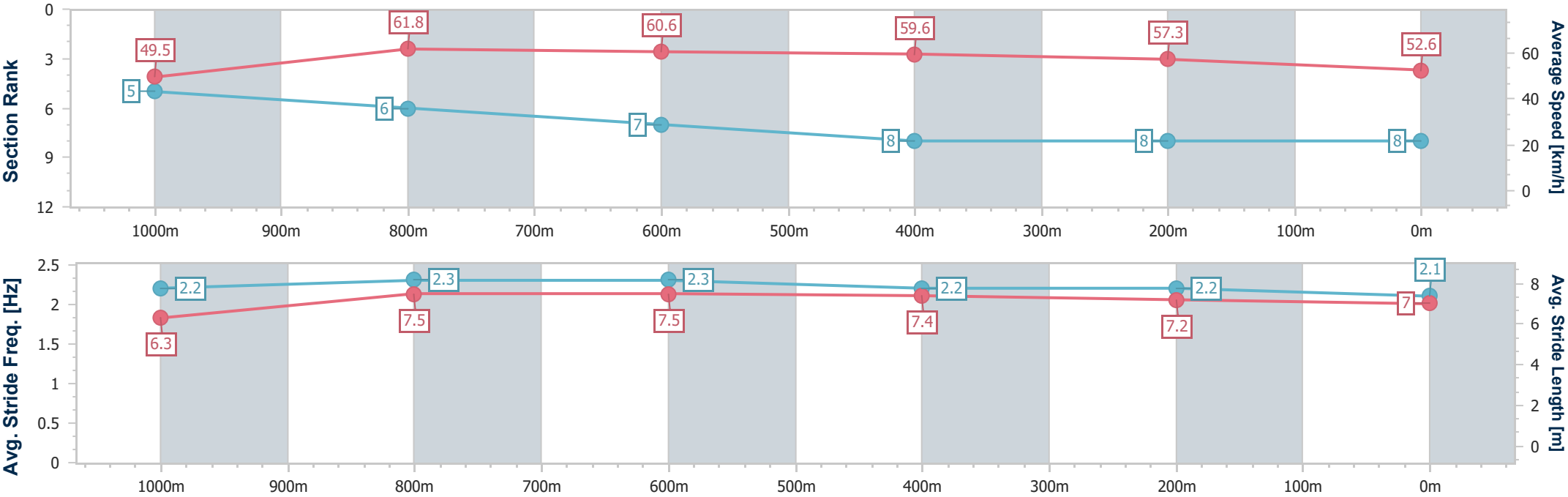


ToowoombaProfessional  
Race 5: BROWN FAMILY WINE GROUP BENCHMARK 65  
Handicap - 1200m  
23 August 2025 - 19:48



Track Rating: Good 4, Weather: Fine, Rail Position: +2.5m Entire

| Section                | Overall                  | 1000m                    | 800m                     | 600m                     | 400m                     | 200m                     |  |  |  |  |  |  |  |
|------------------------|--------------------------|--------------------------|--------------------------|--------------------------|--------------------------|--------------------------|--|--|--|--|--|--|--|
| Section Times          | 1:16.58 [8]<br>(0:14.58) | 1:02.00 [5]<br>(0:11.67) | 0:50.33 [6]<br>(0:11.94) | 0:38.39 [7]<br>(0:12.14) | 0:26.25 [8]<br>(0:12.60) | 0:13.65 [8]<br>(0:13.65) |  |  |  |  |  |  |  |
| Average Speed [km/h]   | 49.5                     | 61.8                     | 60.6                     | 59.6                     | 57.3                     | 52.6                     |  |  |  |  |  |  |  |
| Top Speed [km/h]       | 64.9                     | 64.8                     | 62.3                     | 62.2                     | 58.3                     | 55.2                     |  |  |  |  |  |  |  |
| Avg. Dist. to Rail [m] | 1.1                      | 0.6                      | 2.0                      | 1.2                      | 0.5                      | 0.8                      |  |  |  |  |  |  |  |
| Avg. Stride Freq. [Hz] | 2.2                      | 2.3                      | 2.3                      | 2.2                      | 2.2                      | 2.1                      |  |  |  |  |  |  |  |
| Avg. Stride Length [m] | 6.3                      | 7.5                      | 7.5                      | 7.4                      | 7.2                      | 7.0                      |  |  |  |  |  |  |  |





# Toowoomba Professional

## Race 6: PRYDE'S EASIFEED Class 4 Handicap - 1300m

23 August 2025 - 20:19



Track Rating: Good 4, Weather: Fine, Rail Position: +2.5m Entire

| Section     |     |                    |         |                     |                    | Overall              | 1200m                | 1000m                | 800m                 | 600m                 | 400m                 | Last 600m |                           |
|-------------|-----|--------------------|---------|---------------------|--------------------|----------------------|----------------------|----------------------|----------------------|----------------------|----------------------|-----------|---------------------------|
| Field Times |     |                    |         |                     |                    | 1:19.02<br>(0:08.49) | 1:10.53<br>(0:11.16) | 0:59.37<br>(0:11.57) | 0:47.80<br>(0:11.75) | 0:36.05<br>(0:12.01) | 0:24.04<br>(0:12.13) | 0:36.05   |                           |
| Rank        | TAB | Horse/Jockey       | Barrier | Top Speed<br>[km/h] | Fastest<br>Section |                      |                      |                      |                      |                      |                      |           | Distance<br>Travelled [m] |
| 1           | 1   | LAST CHANCE SALOON | 8       | 66.3                | 0:09.12            | 1:19.02 [1]          | 1:09.90 [5]          | 0:58.60 [5]          | 0:47.07 [5]          | 0:35.39 [5]          | 0:23.62 [5]          | 0:35.39   |                           |
|             |     | Nozi Tomizawa      |         | 1200m               | Overall            | (0:09.12)            | (0:11.30)            | (0:11.53)            | (0:11.68)            | (0:11.77)            | (0:11.77)            |           |                           |
| 2           | 7   | MOONSHINE RUN      | 3       | 66.3                | 0:08.84            | 1:19.55 [2]          | 1:10.71 [2]          | 0:59.52 [2]          | 0:47.97 [2]          | 0:36.09 [4]          | 0:24.23 [3]          | 0:36.09   | -2                        |
|             |     | Karl Zechner       |         | 1200m               | Overall            | (0:08.84)            | (0:11.19)            | (0:11.55)            | (0:11.88)            | (0:11.86)            | (0:11.79)            |           |                           |
| 3           | 4   | SCRIPT WRITER      | 1       | 66.3                | 0:09.04            | 1:19.86 [3]          | 1:10.82 [4]          | 0:59.68 [4]          | 0:48.16 [4]          | 0:36.48 [3]          | 0:24.66 [2]          | 0:36.48   | -7                        |
|             |     | Micheal Hellyer    |         | 1200m               | Overall            | (0:09.04)            | (0:11.14)            | (0:11.52)            | (0:11.68)            | (0:11.82)            | (0:12.09)            |           |                           |
| 4           | 5   | MYSTERY POWER      | 2       | 66.2                | 0:08.90            | 1:20.26 [4]          | 1:11.36 [3]          | 1:00.20 [3]          | 0:48.66 [3]          | 0:36.96 [2]          | 0:24.94 [4]          | 0:36.96   | -7                        |
|             |     | Shania Willis      |         | 1200m               | Overall            | (0:08.90)            | (0:11.16)            | (0:11.54)            | (0:11.70)            | (0:12.02)            | (0:12.26)            |           |                           |
| 5           | 8   | DROP THE PILOT     | 4       | 64.7                | 0:09.64            | 1:20.37 [5]          | 1:10.73 [7]          | 0:59.30 [7]          | 0:47.99 [7]          | 0:36.47 [7]          | 0:24.43 [7]          | 0:36.47   | -2                        |
|             |     | Kelsey Lenton      |         | 1000m               | Overall            | (0:09.64)            | (0:11.43)            | (0:11.31)            | (0:11.52)            | (0:12.04)            | (0:12.15)            |           |                           |
| 6           | 2   | NO GOING BACK      | 7       | 65.9                | 0:08.49            | 1:20.91 [6]          | 1:12.42 [1]          | 1:01.26 [1]          | 0:49.69 [1]          | 0:37.94 [1]          | 0:25.93 [1]          | 0:37.94   | -6                        |
|             |     | Bailey Wheeler     |         | 1200m               | Overall            | (0:08.49)            | (0:11.16)            | (0:11.57)            | (0:11.75)            | (0:12.01)            | (0:12.24)            |           |                           |
| 7           | 9   | GANGPLANK          | 5       | 64.4                | 0:09.40            | 1:21.36 [7]          | 1:11.96 [6]          | 1:00.41 [6]          | 0:49.04 [6]          | 0:37.53 [6]          | 0:25.63 [6]          | 0:37.53   | -5                        |
|             |     | Chloe Wells        |         | 1200m               | Overall            | (0:09.40)            | (0:11.55)            | (0:11.37)            | (0:11.51)            | (0:11.90)            | (0:12.29)            |           |                           |

Scratched: Switchblade (#6), Son Of Beebee (#3)





Toowoomba Professional  
Race 6: PRYDE'S EASIFEED Class 4 Handicap - 1300m  
23 August 2025 - 20:19



Track Rating: Good 4, Weather: Fine, Rail Position: +2.5m Entire

| Section     |     | 200m                 |         |                     |                    |             | Last 600m |                           |  |
|-------------|-----|----------------------|---------|---------------------|--------------------|-------------|-----------|---------------------------|--|
| Field Times |     | 0:11.91<br>(0:11.91) |         |                     |                    |             | 0:36.05   |                           |  |
| Rank        | TAB | Horse/Jockey         | Barrier | Top Speed<br>[km/h] | Fastest<br>Section | Margin      |           | Distance<br>Travelled [m] |  |
| 1           | 1   | LAST CHANCE SALOON   | 8       | 66.3                | 0:09.12            | 0:11.85 [2] | 1:19.02   | 0:35.39                   |  |
|             |     | Nozi Tomizawa        |         | 1200m               | Overall            | (0:11.85)   |           |                           |  |
| 2           | 7   | MOONSHINE RUN        | 3       | 66.3                | 0:08.84            | 0:12.44 [1] | 3.15L     | 0:36.09 -2                |  |
|             |     | Karl Zechner         |         | 1200m               | Overall            | (0:12.44)   |           |                           |  |
| 3           | 4   | SCRIPT WRITER        | 1       | 66.3                | 0:09.04            | 0:12.57 [4] | 4.92L     | 0:36.48 -7                |  |
|             |     | Micheal Hellyer      |         | 1200m               | Overall            | (0:12.57)   |           |                           |  |
| 4           | 5   | MYSTERY POWER        | 2       | 66.2                | 0:08.90            | 0:12.68 [5] | 7.28L     | 0:36.96 -7                |  |
|             |     | Shania Willis        |         | 1200m               | Overall            | (0:12.68)   |           |                           |  |
| 5           | 8   | DROP THE PILOT       | 4       | 64.7                | 0:09.64            | 0:12.28 [7] | 7.93L     | 0:36.47 -2                |  |
|             |     | Kelsey Lenton        |         | 1000m               | Overall            | (0:12.28)   |           |                           |  |
| 6           | 2   | NO GOING BACK        | 7       | 65.9                | 0:08.49            | 0:13.69 [3] | 11.1L     | 0:37.94 -6                |  |
|             |     | Bailey Wheeler       |         | 1200m               | Overall            | (0:13.69)   |           |                           |  |
| 7           | 9   | GANGPLANK            | 5       | 64.4                | 0:09.40            | 0:13.34 [6] | 13.79L    | 0:37.53 -5                |  |
|             |     | Chloe Wells          |         | 1200m               | Overall            | (0:13.34)   |           |                           |  |

Scratched: Switchblade (#6), Son Of Beebee (#3)



|                                |                    |
|--------------------------------|--------------------|
| Horse/Jockey Name              | Last Chance Saloon |
| Final Rank                     | 1                  |
| Fastest Section Time (Section) | 0:09.12 (Overall)  |
| Top Speed [km/h] (Section)     | 66.3 (1200m)       |
| Race State                     | Finished           |

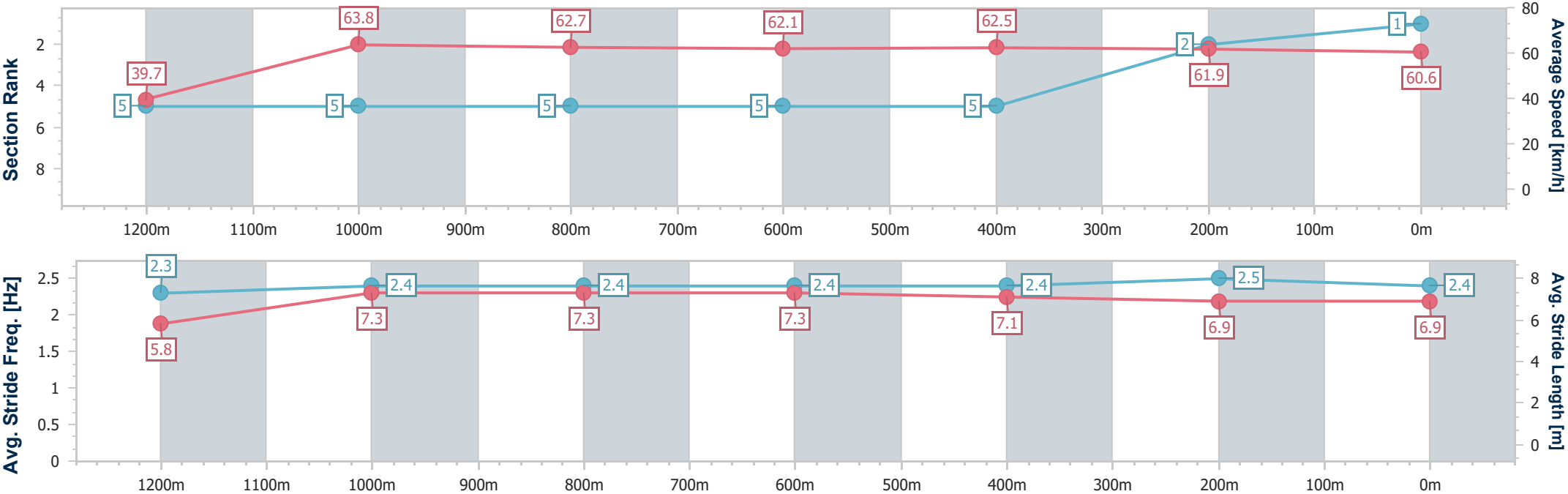


ToowoombaProfessional  
Race 6: PRYDE'S EASIFEED Class 4 Handicap - 1300m



23 August 2025 - 20:19  
Track Rating: Good 4, Weather: Fine, Rail Position: +2.5m Entire

| Section                | Overall                  | 1200m                    | 1000m                    | 800m                     | 600m                     | 400m                     | 200m                     |  |  |  |  |  |  |
|------------------------|--------------------------|--------------------------|--------------------------|--------------------------|--------------------------|--------------------------|--------------------------|--|--|--|--|--|--|
| Section Times          | 1:19.02 [1]<br>(0:09.12) | 1:09.90 [5]<br>(0:11.30) | 0:58.60 [5]<br>(0:11.53) | 0:47.07 [5]<br>(0:11.68) | 0:35.39 [5]<br>(0:11.77) | 0:23.62 [5]<br>(0:11.77) | 0:11.85 [2]<br>(0:11.85) |  |  |  |  |  |  |
| Average Speed [km/h]   | 39.7                     | 63.8                     | 62.7                     | 62.1                     | 62.5                     | 61.9                     | 60.6                     |  |  |  |  |  |  |
| Top Speed [km/h]       | 59.9                     | 66.3                     | 64.3                     | 63.1                     | 63.4                     | 63.2                     | 62.2                     |  |  |  |  |  |  |
| Avg. Dist. to Rail [m] | 7.7                      | 2.3                      | 1.9                      | 2.2                      | 3.5                      | 3.4                      | 1.1                      |  |  |  |  |  |  |
| Avg. Stride Freq. [Hz] | 2.3                      | 2.4                      | 2.4                      | 2.4                      | 2.4                      | 2.5                      | 2.4                      |  |  |  |  |  |  |
| Avg. Stride Length [m] | 5.8                      | 7.3                      | 7.3                      | 7.3                      | 7.1                      | 6.9                      | 6.9                      |  |  |  |  |  |  |



- [ ] Ranking at each section and finish
- .-.- No data available at this section
- NA No data available



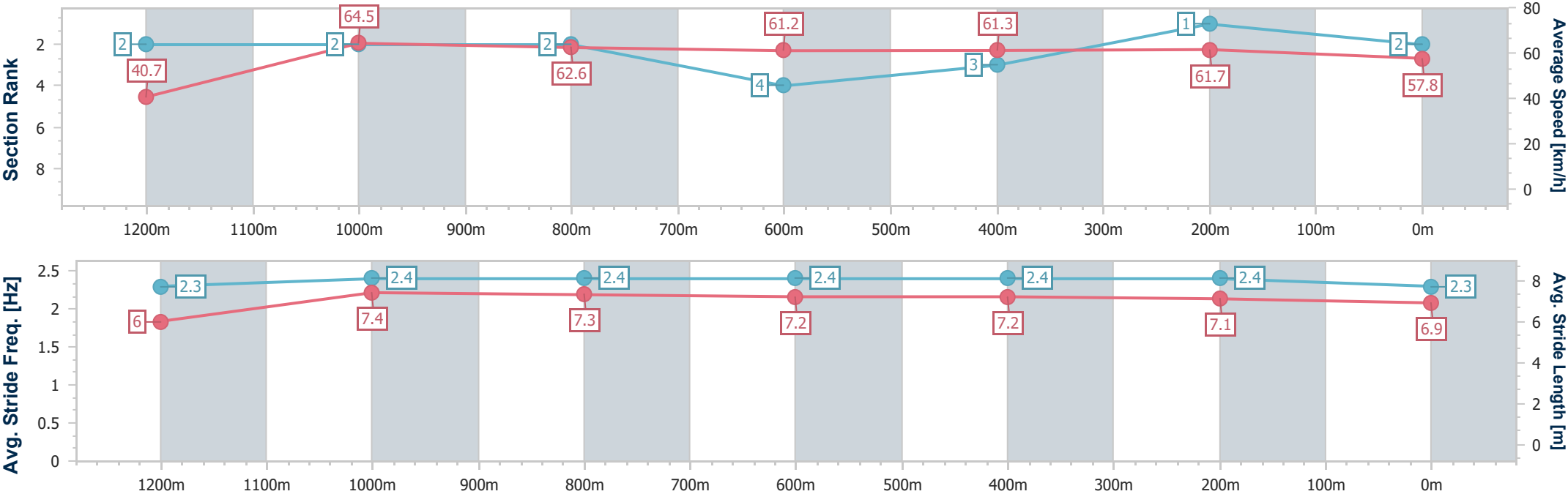
|                                |                   |
|--------------------------------|-------------------|
| Horse/Jockey Name              | Moonshine Run     |
| Final Rank                     | 2                 |
| Fastest Section Time (Section) | 0:08.84 (Overall) |
| Top Speed [km/h] (Section)     | 66.3 (1200m)      |
| Race State                     | Finished          |



ToowoombaProfessional  
Race 6: PRYDE'S EASIFEED Class 4 Handicap - 1300m  
23 August 2025 - 20:19  
Track Rating: Good 4, Weather: Fine, Rail Position: +2.5m Entire



| Section                | Overall                  | 1200m                    | 1000m                    | 800m                     | 600m                     | 400m                     | 200m                     |  |  |  |  |  |  |
|------------------------|--------------------------|--------------------------|--------------------------|--------------------------|--------------------------|--------------------------|--------------------------|--|--|--|--|--|--|
| Section Times          | 1:19.55 [2]<br>(0:08.84) | 1:10.71 [2]<br>(0:11.19) | 0:59.52 [2]<br>(0:11.55) | 0:47.97 [2]<br>(0:11.88) | 0:36.09 [4]<br>(0:11.86) | 0:24.23 [3]<br>(0:11.79) | 0:12.44 [1]<br>(0:12.44) |  |  |  |  |  |  |
| Average Speed [km/h]   | 40.7                     | 64.5                     | 62.6                     | 61.2                     | 61.3                     | 61.7                     | 57.8                     |  |  |  |  |  |  |
| Top Speed [km/h]       | 61.6                     | 66.3                     | 63.5                     | 63.0                     | 63.0                     | 62.8                     | 60.6                     |  |  |  |  |  |  |
| Avg. Dist. to Rail [m] | 5.8                      | 2.0                      | 0.9                      | 2.8                      | 2.1                      | 2.7                      | 1.4                      |  |  |  |  |  |  |
| Avg. Stride Freq. [Hz] | 2.3                      | 2.4                      | 2.4                      | 2.4                      | 2.4                      | 2.4                      | 2.3                      |  |  |  |  |  |  |
| Avg. Stride Length [m] | 6.0                      | 7.4                      | 7.3                      | 7.2                      | 7.2                      | 7.1                      | 6.9                      |  |  |  |  |  |  |





|                                |                   |
|--------------------------------|-------------------|
| Horse/Jockey Name              | Script Writer     |
| Final Rank                     | 3                 |
| Fastest Section Time (Section) | 0:09.04 (Overall) |
| Top Speed [km/h] (Section)     | 66.3 (1200m)      |
| Race State                     | Finished          |

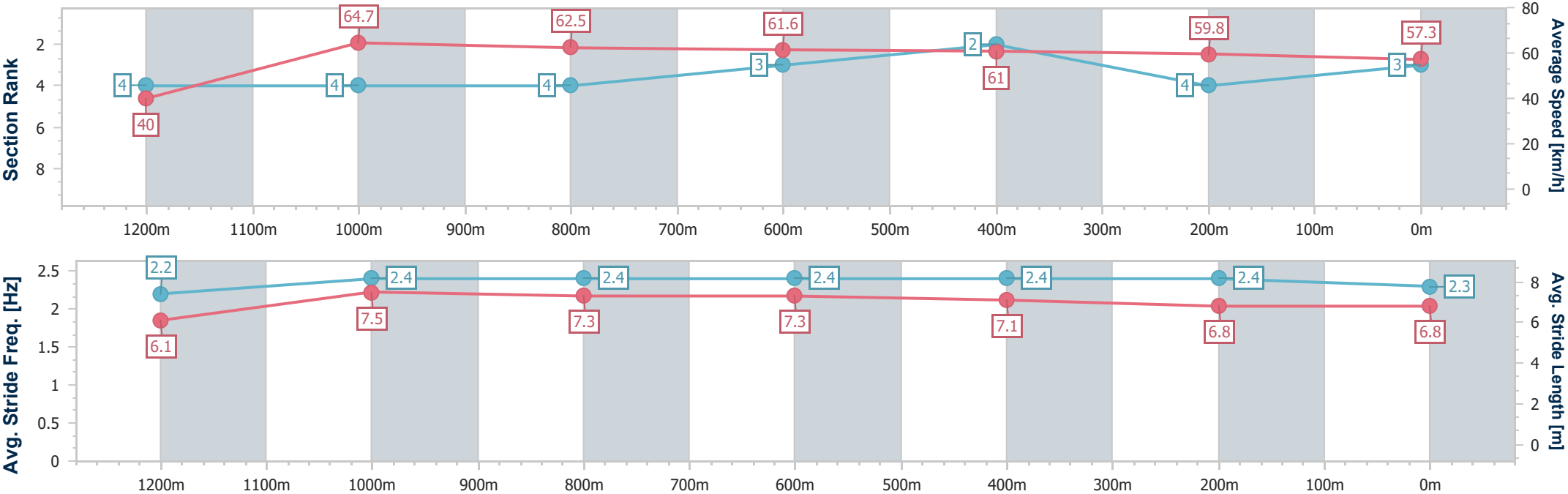


ToowoombaProfessional  
Race 6: PRYDE'S EASIFEED Class 4 Handicap - 1300m



23 August 2025 - 20:19  
Track Rating: Good 4, Weather: Fine, Rail Position: +2.5m Entire

| Section                | Overall                  | 1200m                    | 1000m                    | 800m                     | 600m                     | 400m                     | 200m                     |  |  |  |  |  |  |
|------------------------|--------------------------|--------------------------|--------------------------|--------------------------|--------------------------|--------------------------|--------------------------|--|--|--|--|--|--|
| Section Times          | 1:19.86 [3]<br>(0:09.04) | 1:10.82 [4]<br>(0:11.14) | 0:59.68 [4]<br>(0:11.52) | 0:48.16 [4]<br>(0:11.68) | 0:36.48 [3]<br>(0:11.82) | 0:24.66 [2]<br>(0:12.09) | 0:12.57 [4]<br>(0:12.57) |  |  |  |  |  |  |
| Average Speed [km/h]   | 40.0                     | 64.7                     | 62.5                     | 61.6                     | 61.0                     | 59.8                     | 57.3                     |  |  |  |  |  |  |
| Top Speed [km/h]       | 60.7                     | 66.3                     | 64.0                     | 62.9                     | 62.3                     | 60.6                     | 58.8                     |  |  |  |  |  |  |
| Avg. Dist. to Rail [m] | 0.8                      | 1.4                      | 0.4                      | 0.5                      | 0.4                      | 1.2                      | 0.4                      |  |  |  |  |  |  |
| Avg. Stride Freq. [Hz] | 2.2                      | 2.4                      | 2.4                      | 2.4                      | 2.4                      | 2.4                      | 2.3                      |  |  |  |  |  |  |
| Avg. Stride Length [m] | 6.1                      | 7.5                      | 7.3                      | 7.3                      | 7.1                      | 6.8                      | 6.8                      |  |  |  |  |  |  |





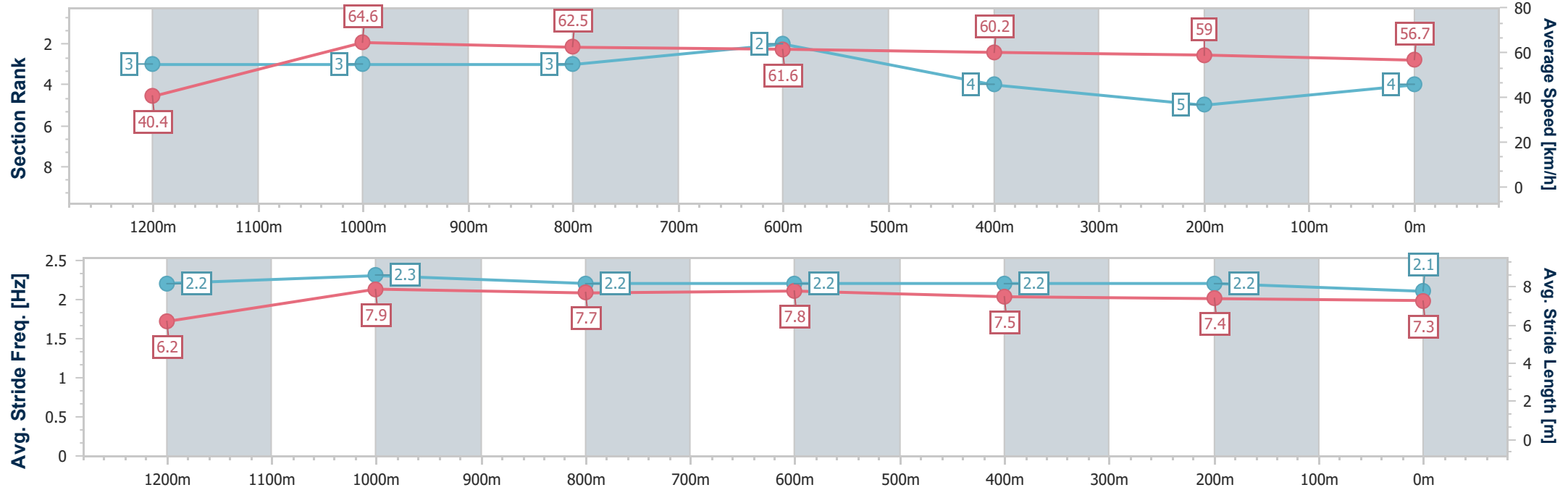
|                                |                   |
|--------------------------------|-------------------|
| Horse/Jockey Name              | Mystery Power     |
| Final Rank                     | 4                 |
| Fastest Section Time (Section) | 0:08.90 (Overall) |
| Top Speed [km/h] (Section)     | 66.2 (1200m)      |
| Race State                     | Finished          |



ToowoombaProfessional  
Race 6: PRYDE'S EASIFEED Class 4 Handicap - 1300m  
23 August 2025 - 20:19  
Track Rating: Good 4, Weather: Fine, Rail Position: +2.5m Entire



| Section                | Overall                  | 1200m                    | 1000m                    | 800m                     | 600m                     | 400m                     | 200m                     |  |  |  |  |  |  |
|------------------------|--------------------------|--------------------------|--------------------------|--------------------------|--------------------------|--------------------------|--------------------------|--|--|--|--|--|--|
| Section Times          | 1:20.26 [4]<br>(0:08.90) | 1:11.36 [3]<br>(0:11.16) | 1:00.20 [3]<br>(0:11.54) | 0:48.66 [3]<br>(0:11.70) | 0:36.96 [2]<br>(0:12.02) | 0:24.94 [4]<br>(0:12.26) | 0:12.68 [5]<br>(0:12.68) |  |  |  |  |  |  |
| Average Speed [km/h]   | 40.4                     | 64.6                     | 62.5                     | 61.6                     | 60.2                     | 59.0                     | 56.7                     |  |  |  |  |  |  |
| Top Speed [km/h]       | 62.6                     | 66.2                     | 64.0                     | 62.2                     | 62.4                     | 60.7                     | 57.9                     |  |  |  |  |  |  |
| Avg. Dist. to Rail [m] | 3.7                      | 0.9                      | 0.8                      | 0.5                      | 1.0                      | 1.4                      | 1.7                      |  |  |  |  |  |  |
| Avg. Stride Freq. [Hz] | 2.2                      | 2.3                      | 2.2                      | 2.2                      | 2.2                      | 2.2                      | 2.1                      |  |  |  |  |  |  |
| Avg. Stride Length [m] | 6.2                      | 7.9                      | 7.7                      | 7.8                      | 7.5                      | 7.4                      | 7.3                      |  |  |  |  |  |  |





|                                |                   |
|--------------------------------|-------------------|
| Horse/Jockey Name              | Drop The Pilot    |
| Final Rank                     | 5                 |
| Fastest Section Time (Section) | 0:09.64 (Overall) |
| Top Speed [km/h] (Section)     | 64.7 (1000m)      |
| Race State                     | Finished          |

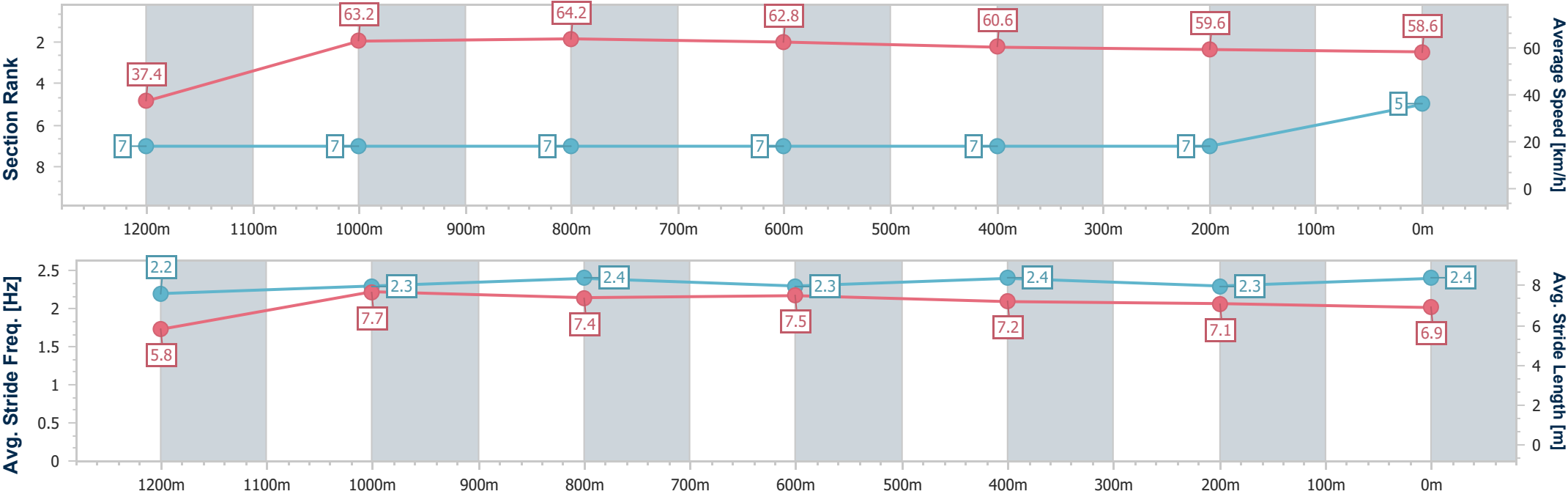


ToowoombaProfessional  
Race 6: PRYDE'S EASIFEED Class 4 Handicap - 1300m



23 August 2025 - 20:19  
Track Rating: Good 4, Weather: Fine, Rail Position: +2.5m Entire

| Section                | Overall                  | 1200m                    | 1000m                    | 800m                     | 600m                     | 400m                     | 200m                     |  |  |  |  |  |  |
|------------------------|--------------------------|--------------------------|--------------------------|--------------------------|--------------------------|--------------------------|--------------------------|--|--|--|--|--|--|
| Section Times          | 1:20.37 [5]<br>(0:09.64) | 1:10.73 [7]<br>(0:11.43) | 0:59.30 [7]<br>(0:11.31) | 0:47.99 [7]<br>(0:11.52) | 0:36.47 [7]<br>(0:12.04) | 0:24.43 [7]<br>(0:12.15) | 0:12.28 [7]<br>(0:12.28) |  |  |  |  |  |  |
| Average Speed [km/h]   | 37.4                     | 63.2                     | 64.2                     | 62.8                     | 60.6                     | 59.6                     | 58.6                     |  |  |  |  |  |  |
| Top Speed [km/h]       | 59.7                     | 64.4                     | 64.7                     | 64.2                     | 62.9                     | 60.2                     | 59.6                     |  |  |  |  |  |  |
| Avg. Dist. to Rail [m] | 7.7                      | 3.5                      | 2.8                      | 1.9                      | 2.4                      | 1.5                      | 2.0                      |  |  |  |  |  |  |
| Avg. Stride Freq. [Hz] | 2.2                      | 2.3                      | 2.4                      | 2.3                      | 2.4                      | 2.3                      | 2.4                      |  |  |  |  |  |  |
| Avg. Stride Length [m] | 5.8                      | 7.7                      | 7.4                      | 7.5                      | 7.2                      | 7.1                      | 6.9                      |  |  |  |  |  |  |



[ ] Ranking at each section and finish  
-.-.- No data available at this section  
NA No data available



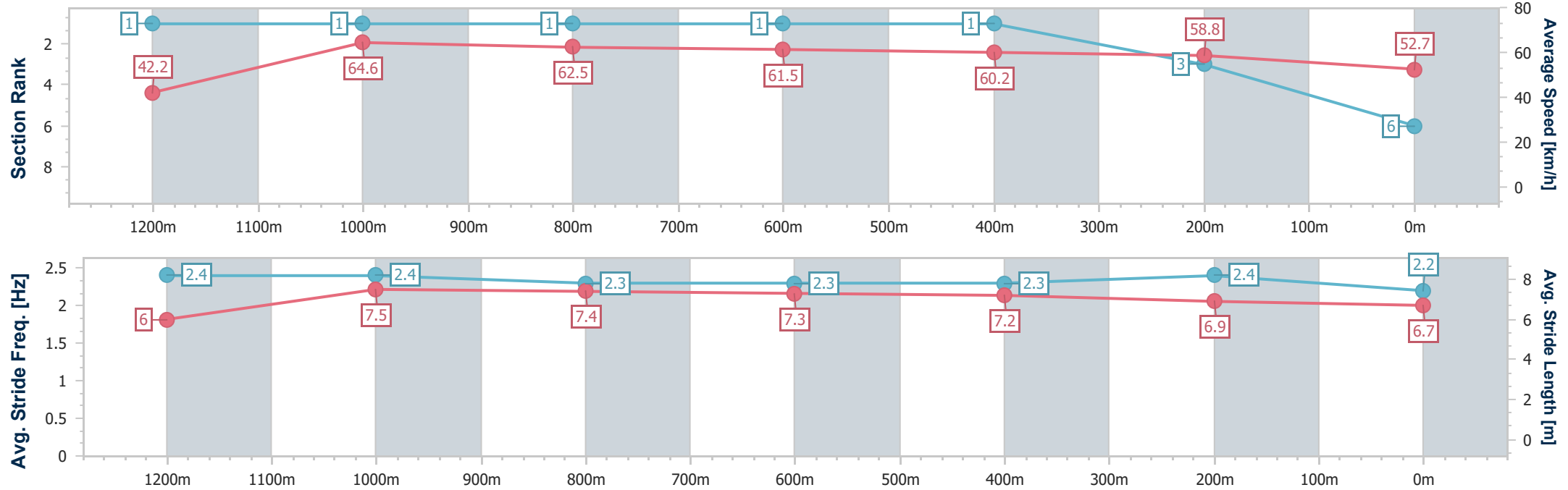
|                                |                   |
|--------------------------------|-------------------|
| Horse/Jockey Name              | No Going Back     |
| Final Rank                     | 6                 |
| Fastest Section Time (Section) | 0:08.49 (Overall) |
| Top Speed [km/h] (Section)     | 65.9 (1200m)      |
| Race State                     | Finished          |



ToowoombaProfessional  
Race 6: PRYDE'S EASIFEED Class 4 Handicap - 1300m  
23 August 2025 - 20:19  
Track Rating: Good 4, Weather: Fine, Rail Position: +2.5m Entire



| Section                | Overall                  | 1200m                    | 1000m                    | 800m                     | 600m                     | 400m                     | 200m                     |  |  |  |  |  |  |
|------------------------|--------------------------|--------------------------|--------------------------|--------------------------|--------------------------|--------------------------|--------------------------|--|--|--|--|--|--|
| Section Times          | 1:20.91 [6]<br>(0:08.49) | 1:12.42 [1]<br>(0:11.16) | 1:01.26 [1]<br>(0:11.57) | 0:49.69 [1]<br>(0:11.75) | 0:37.94 [1]<br>(0:12.01) | 0:25.93 [1]<br>(0:12.24) | 0:13.69 [3]<br>(0:13.69) |  |  |  |  |  |  |
| Average Speed [km/h]   | 42.2                     | 64.6                     | 62.5                     | 61.5                     | 60.2                     | 58.8                     | 52.7                     |  |  |  |  |  |  |
| Top Speed [km/h]       | 63.9                     | 65.9                     | 63.6                     | 62.0                     | 61.7                     | 61.7                     | 56.7                     |  |  |  |  |  |  |
| Avg. Dist. to Rail [m] | 6.0                      | 0.3                      | 0.7                      | 1.1                      | 0.7                      | 0.8                      | 2.2                      |  |  |  |  |  |  |
| Avg. Stride Freq. [Hz] | 2.4                      | 2.4                      | 2.3                      | 2.3                      | 2.3                      | 2.4                      | 2.2                      |  |  |  |  |  |  |
| Avg. Stride Length [m] | 6.0                      | 7.5                      | 7.4                      | 7.3                      | 7.2                      | 6.9                      | 6.7                      |  |  |  |  |  |  |





|                                |                   |
|--------------------------------|-------------------|
| Horse/Jockey Name              | Gangplank         |
| Final Rank                     | 7                 |
| Fastest Section Time (Section) | 0:09.40 (Overall) |
| Top Speed [km/h] (Section)     | 64.4 (1200m)      |
| Race State                     | Finished          |

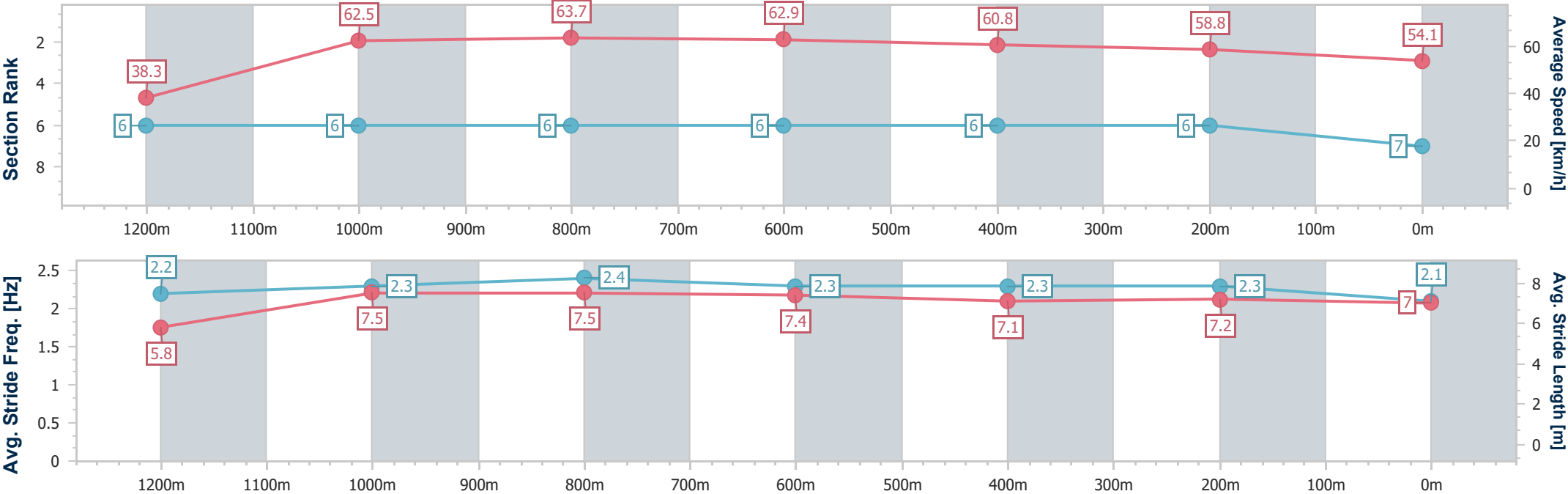


ToowoombaProfessional  
Race 6: PRYDE'S EASIFEED Class 4 Handicap - 1300m



23 August 2025 - 20:19  
Track Rating: Good 4, Weather: Fine, Rail Position: +2.5m Entire

| Section                | Overall                  | 1200m                    | 1000m                    | 800m                     | 600m                     | 400m                     | 200m                     |  |  |  |  |  |  |
|------------------------|--------------------------|--------------------------|--------------------------|--------------------------|--------------------------|--------------------------|--------------------------|--|--|--|--|--|--|
| Section Times          | 1:21.36 [7]<br>(0:09.40) | 1:11.96 [6]<br>(0:11.55) | 1:00.41 [6]<br>(0:11.37) | 0:49.04 [6]<br>(0:11.51) | 0:37.53 [6]<br>(0:11.90) | 0:25.63 [6]<br>(0:12.29) | 0:13.34 [6]<br>(0:13.34) |  |  |  |  |  |  |
| Average Speed [km/h]   | 38.3                     | 62.5                     | 63.7                     | 62.9                     | 60.8                     | 58.8                     | 54.1                     |  |  |  |  |  |  |
| Top Speed [km/h]       | 58.8                     | 64.4                     | 64.2                     | 63.5                     | 63.0                     | 59.7                     | 58.2                     |  |  |  |  |  |  |
| Avg. Dist. to Rail [m] | 7.0                      | 1.8                      | 1.9                      | 1.1                      | 1.5                      | 0.9                      | 0.7                      |  |  |  |  |  |  |
| Avg. Stride Freq. [Hz] | 2.2                      | 2.3                      | 2.4                      | 2.3                      | 2.3                      | 2.3                      | 2.1                      |  |  |  |  |  |  |
| Avg. Stride Length [m] | 5.8                      | 7.5                      | 7.5                      | 7.4                      | 7.1                      | 7.2                      | 7.0                      |  |  |  |  |  |  |



[ ] Ranking at each section and finish  
-.-.- No data available at this section  
NA No data available





# Toowoomba Professional

## Race 7: QUEENSLAND ELECTRICAL SOLUTIONS Maiden Handicap - 1000m

23 August 2025 - 20:48



Track Rating: Good 4, Weather: Fine, Rail Position: +2.5m Entire

| Section     |     |                     |         |                     |                    | Overall              | 800m                 | 600m                 | 400m                 | 200m                 |         |            | Last 600m                 |  |
|-------------|-----|---------------------|---------|---------------------|--------------------|----------------------|----------------------|----------------------|----------------------|----------------------|---------|------------|---------------------------|--|
| Field Times |     |                     |         |                     |                    | 1:01.27<br>(0:14.39) | 0:46.88<br>(0:11.62) | 0:35.26<br>(0:11.56) | 0:23.70<br>(0:11.57) | 0:12.13<br>(0:12.13) |         |            | 0:35.26                   |  |
| Rank        | TAB | Horse/Jockey        | Barrier | Top Speed<br>[km/h] | Fastest<br>Section |                      |                      |                      |                      |                      |         | Margin     | Distance<br>Travelled [m] |  |
| 1           | 1   | TURN UP THE MUSIC   | 2       | 64.6                | 0:11.56            | 1:01.27 [1]          | 0:46.88 [1]          | 0:35.26 [1]          | 0:23.70 [1]          | 0:12.13 [1]          | 1:01.27 | 0:35.26    |                           |  |
|             |     | Bailey Wheeler      |         | Overall             | 600m               | (0:14.39)            | (0:11.62)            | (0:11.56)            | (0:11.57)            | (0:12.13)            |         |            |                           |  |
| 2           | 4   | ENIGMA'S CHOICE     | 6       | 64.9                | 0:11.65            | 1:01.51 [2]          | 0:46.73 [5]          | 0:35.06 [5]          | 0:23.34 [6]          | 0:11.69 [5]          | 1.44L   | 0:35.06 +7 |                           |  |
|             |     | Kenji Yoshida       |         | 600m                | 400m               | (0:14.78)            | (0:11.67)            | (0:11.72)            | (0:11.65)            | (0:11.69)            |         |            |                           |  |
| 3           | 3   | FUTURE SOLDIER      | 5       | 64.4                | 0:11.56            | 1:01.58 [3]          | 0:46.92 [3]          | 0:35.36 [4]          | 0:23.71 [3]          | 0:11.91 [3]          | 1.82L   | 0:35.36 +6 |                           |  |
|             |     | Kelsey Lenton       |         | Overall             | 800m               | (0:14.66)            | (0:11.56)            | (0:11.65)            | (0:11.80)            | (0:11.91)            |         |            |                           |  |
| 4           | 2   | HE DA BOSS          | 8       | 65.4                | 0:11.48            | 1:01.89 [4]          | 0:47.15 [4]          | 0:35.67 [3]          | 0:24.02 [2]          | 0:12.26 [2]          | 3.63L   | 0:35.67 -2 |                           |  |
|             |     | Georgina Cartwright |         | Overall             | 800m               | (0:14.74)            | (0:11.48)            | (0:11.65)            | (0:11.76)            | (0:12.26)            |         |            |                           |  |
| 5           | 10  | REMOMIA             | 4       | 64.7                | 0:11.68            | 1:02.09 [5]          | 0:47.64 [2]          | 0:35.96 [2]          | 0:24.17 [4]          | 0:12.40 [4]          | 4.86L   | 0:35.96 +6 |                           |  |
|             |     | Shania Willis       |         | Overall             | 800m               | (0:14.45)            | (0:11.68)            | (0:11.79)            | (0:11.77)            | (0:12.40)            |         |            |                           |  |
| 6           | 5   | FORTUNATE DRAGON    | 7       | 64.8                | 0:11.35            | 1:02.36 [6]          | 0:47.21 [6]          | 0:35.86 [6]          | 0:24.24 [5]          | 0:12.48 [6]          | 6.41L   | 0:35.86 +5 |                           |  |
|             |     | Chloe Wells         |         | Overall             | 800m               | (0:15.15)            | (0:11.35)            | (0:11.62)            | (0:11.76)            | (0:12.48)            |         |            |                           |  |

Scratched: Okanui (#9), Decorative (#6), Privet (#7), Queen Of Aces (#8)



|                                |                   |
|--------------------------------|-------------------|
| Horse/Jockey Name              | Turn Up The Music |
| Final Rank                     | 1                 |
| Fastest Section Time (Section) | 0:11.56 (600m)    |
| Top Speed [km/h] (Section)     | 64.6 (Overall)    |
| Race State                     | Finished          |

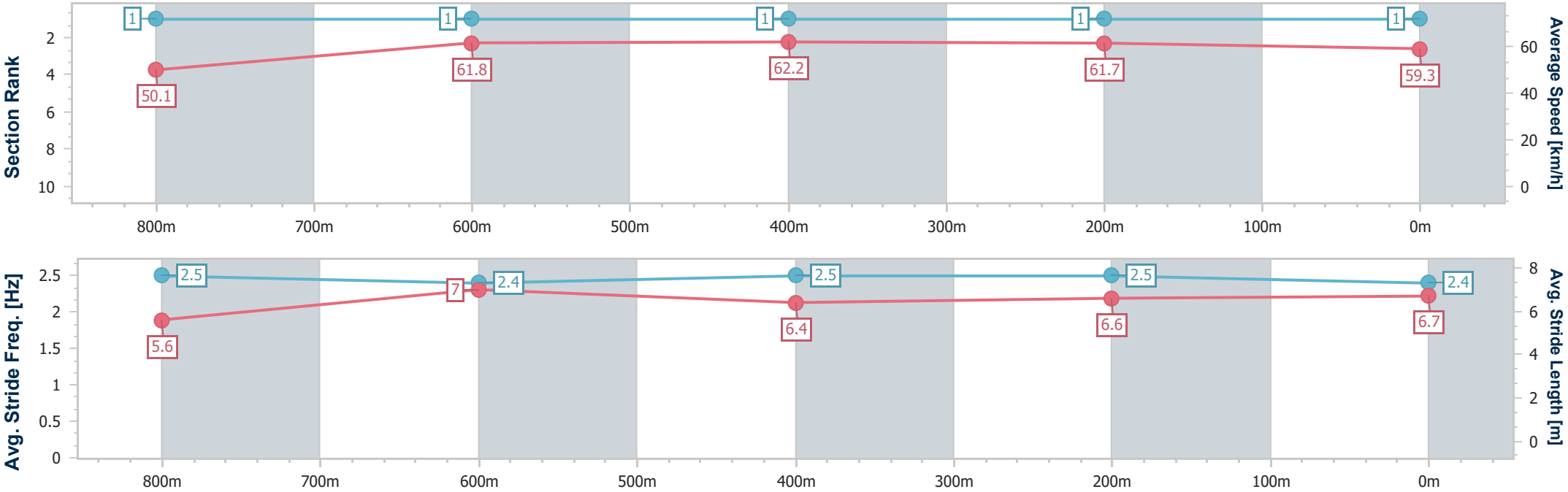


ToowoombaProfessional  
Race 7: QUEENSLAND ELECTRICAL SOLUTIONS Maiden  
Handicap - 1000m  
23 August 2025 - 20:48



Track Rating: Good 4, Weather: Fine, Rail Position: +2.5m Entire

| Section                | Overall                  | 800m                     | 600m                     | 400m                     | 200m                     |  |  |  |  |  |  |  |  |  |  |
|------------------------|--------------------------|--------------------------|--------------------------|--------------------------|--------------------------|--|--|--|--|--|--|--|--|--|--|
| Section Times          | 1:01.27 [1]<br>(0:14.39) | 0:46.88 [1]<br>(0:11.62) | 0:35.26 [1]<br>(0:11.56) | 0:23.70 [1]<br>(0:11.57) | 0:12.13 [1]<br>(0:12.13) |  |  |  |  |  |  |  |  |  |  |
| Average Speed [km/h]   | 50.1                     | 61.8                     | 62.2                     | 61.7                     | 59.3                     |  |  |  |  |  |  |  |  |  |  |
| Top Speed [km/h]       | 64.6                     | 62.7                     | 62.6                     | 62.3                     | 62.0                     |  |  |  |  |  |  |  |  |  |  |
| Avg. Dist. to Rail [m] | 1.9                      | 0.3                      | 0.9                      | 2.0                      | 0.4                      |  |  |  |  |  |  |  |  |  |  |
| Avg. Stride Freq. [Hz] | 2.5                      | 2.4                      | 2.5                      | 2.5                      | 2.4                      |  |  |  |  |  |  |  |  |  |  |
| Avg. Stride Length [m] | 5.6                      | 7.0                      | 6.4                      | 6.6                      | 6.7                      |  |  |  |  |  |  |  |  |  |  |





|                                |                 |
|--------------------------------|-----------------|
| Horse/Jockey Name              | Enigma's Choice |
| Final Rank                     | 2               |
| Fastest Section Time (Section) | 0:11.65 (400m)  |
| Top Speed [km/h] (Section)     | 64.9 (600m)     |
| Race State                     | Finished        |

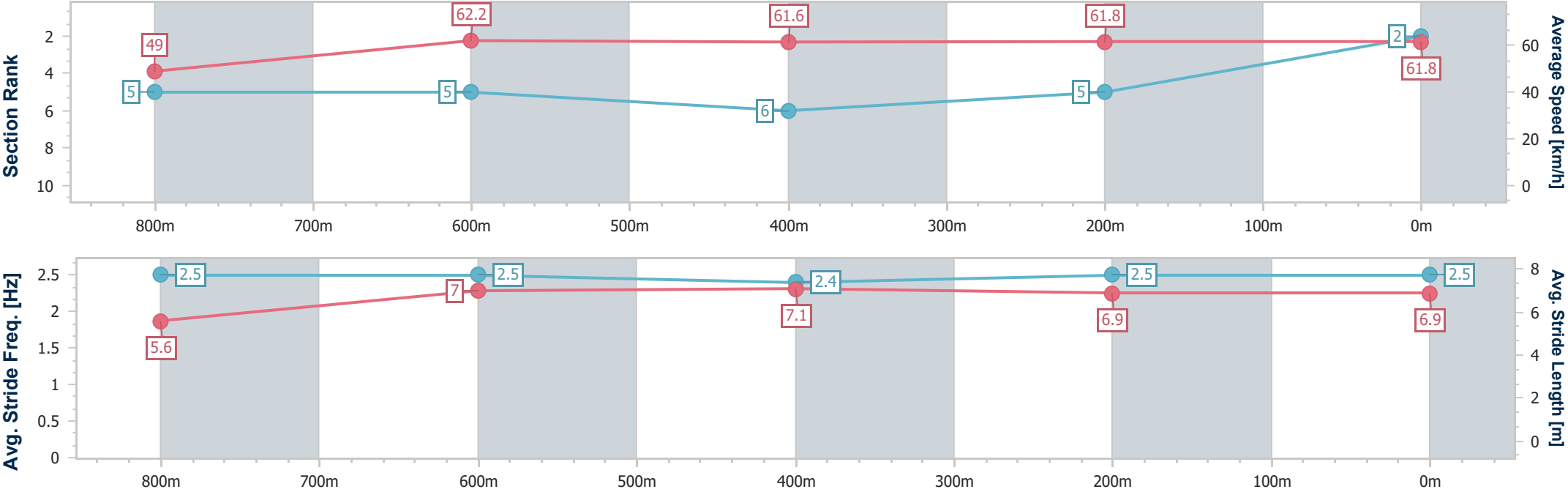


ToowoombaProfessional  
Race 7: QUEENSLAND ELECTRICAL SOLUTIONS Maiden  
Handicap - 1000m  
23 August 2025 - 20:48



Track Rating: Good 4, Weather: Fine, Rail Position: +2.5m Entire

| Section                | Overall                  | 800m                     | 600m                     | 400m                     | 200m                     |  |  |  |  |  |  |  |  |  |
|------------------------|--------------------------|--------------------------|--------------------------|--------------------------|--------------------------|--|--|--|--|--|--|--|--|--|
| Section Times          | 1:01.51 [2]<br>(0:14.78) | 0:46.73 [5]<br>(0:11.67) | 0:35.06 [5]<br>(0:11.72) | 0:23.34 [6]<br>(0:11.65) | 0:11.69 [5]<br>(0:11.69) |  |  |  |  |  |  |  |  |  |
| Average Speed [km/h]   | 49.0                     | 62.2                     | 61.6                     | 61.8                     | 61.8                     |  |  |  |  |  |  |  |  |  |
| Top Speed [km/h]       | 62.9                     | 64.7                     | 64.9                     | 62.4                     | 62.6                     |  |  |  |  |  |  |  |  |  |
| Avg. Dist. to Rail [m] | 3.7                      | 1.7                      | 0.9                      | 0.6                      | 2.0                      |  |  |  |  |  |  |  |  |  |
| Avg. Stride Freq. [Hz] | 2.5                      | 2.5                      | 2.4                      | 2.5                      | 2.5                      |  |  |  |  |  |  |  |  |  |
| Avg. Stride Length [m] | 5.6                      | 7.0                      | 7.1                      | 6.9                      | 6.9                      |  |  |  |  |  |  |  |  |  |





|                                |                |
|--------------------------------|----------------|
| Horse/Jockey Name              | Future Soldier |
| Final Rank                     | 3              |
| Fastest Section Time (Section) | 0:11.56 (800m) |
| Top Speed [km/h] (Section)     | 64.4 (Overall) |
| Race State                     | Finished       |

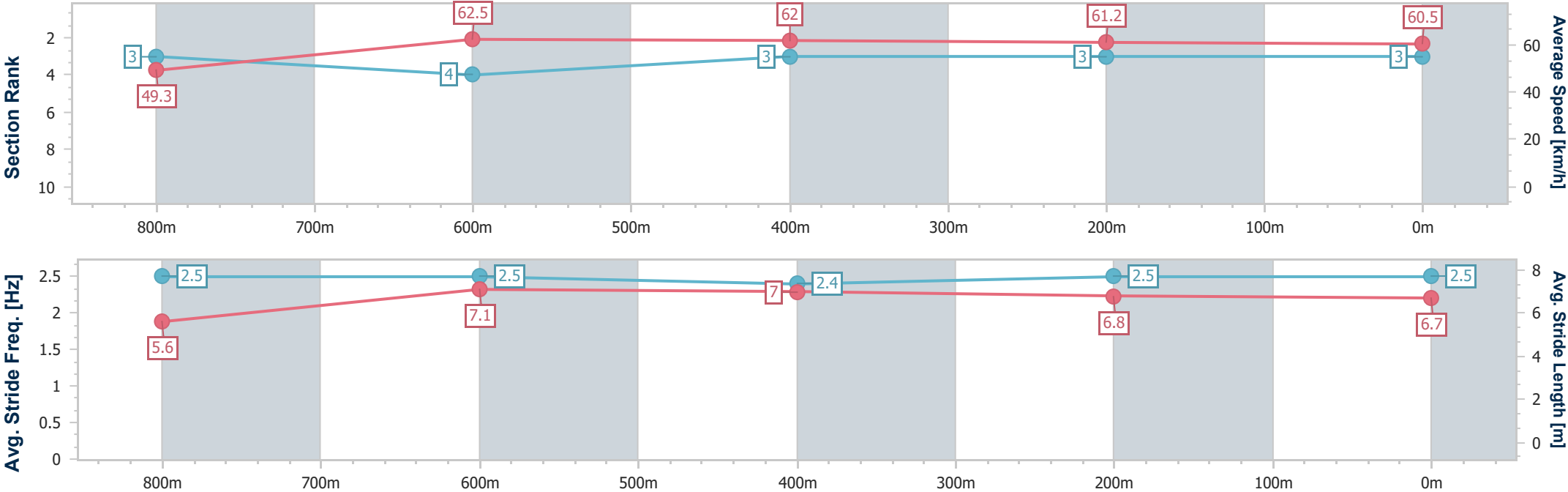


ToowoombaProfessional  
Race 7: QUEENSLAND ELECTRICAL SOLUTIONS Maiden  
Handicap - 1000m  
23 August 2025 - 20:48



Track Rating: Good 4, Weather: Fine, Rail Position: +2.5m Entire

| Section                | Overall                  | 800m                     | 600m                     | 400m                     | 200m                     |  |  |  |  |  |  |  |  |  |
|------------------------|--------------------------|--------------------------|--------------------------|--------------------------|--------------------------|--|--|--|--|--|--|--|--|--|
| Section Times          | 1:01.58 [3]<br>(0:14.66) | 0:46.92 [3]<br>(0:11.56) | 0:35.36 [4]<br>(0:11.65) | 0:23.71 [3]<br>(0:11.80) | 0:11.91 [3]<br>(0:11.91) |  |  |  |  |  |  |  |  |  |
| Average Speed [km/h]   | 49.3                     | 62.5                     | 62.0                     | 61.2                     | 60.5                     |  |  |  |  |  |  |  |  |  |
| Top Speed [km/h]       | 64.4                     | 62.7                     | 63.0                     | 61.7                     | 61.2                     |  |  |  |  |  |  |  |  |  |
| Avg. Dist. to Rail [m] | 3.2                      | 1.3                      | 1.0                      | 0.6                      | 0.3                      |  |  |  |  |  |  |  |  |  |
| Avg. Stride Freq. [Hz] | 2.5                      | 2.5                      | 2.4                      | 2.5                      | 2.5                      |  |  |  |  |  |  |  |  |  |
| Avg. Stride Length [m] | 5.6                      | 7.1                      | 7.0                      | 6.8                      | 6.7                      |  |  |  |  |  |  |  |  |  |





|                                |                |
|--------------------------------|----------------|
| Horse/Jockey Name              | He Da Boss     |
| Final Rank                     | 4              |
| Fastest Section Time (Section) | 0:11.48 (800m) |
| Top Speed [km/h] (Section)     | 65.4 (Overall) |
| Race State                     | Finished       |

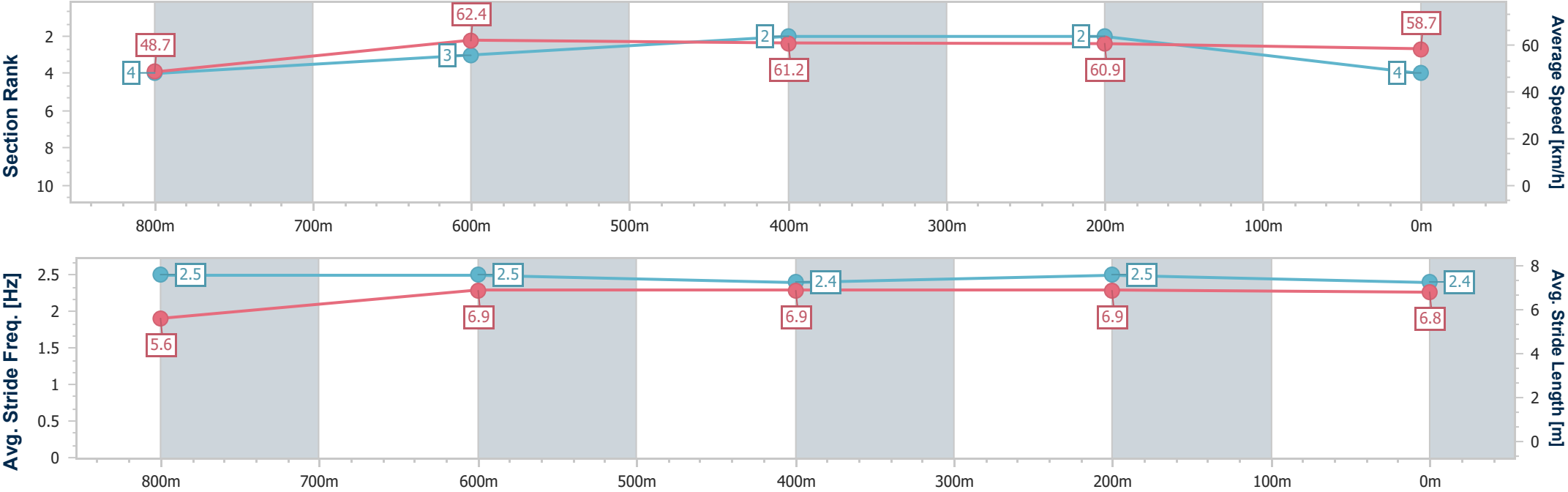


ToowoombaProfessional  
Race 7: QUEENSLAND ELECTRICAL SOLUTIONS Maiden  
Handicap - 1000m  
23 August 2025 - 20:48



Track Rating: Good 4, Weather: Fine, Rail Position: +2.5m Entire

| Section                | Overall                  | 800m                     | 600m                     | 400m                     | 200m                     |  |  |  |  |  |  |  |  |  |
|------------------------|--------------------------|--------------------------|--------------------------|--------------------------|--------------------------|--|--|--|--|--|--|--|--|--|
| Section Times          | 1:01.89 [4]<br>(0:14.74) | 0:47.15 [4]<br>(0:11.48) | 0:35.67 [3]<br>(0:11.65) | 0:24.02 [2]<br>(0:11.76) | 0:12.26 [2]<br>(0:12.26) |  |  |  |  |  |  |  |  |  |
| Average Speed [km/h]   | 48.7                     | 62.4                     | 61.2                     | 60.9                     | 58.7                     |  |  |  |  |  |  |  |  |  |
| Top Speed [km/h]       | 65.4                     | 65.2                     | 62.3                     | 61.7                     | 60.1                     |  |  |  |  |  |  |  |  |  |
| Avg. Dist. to Rail [m] | 4.6                      | 1.4                      | 1.7                      | 1.5                      | 2.6                      |  |  |  |  |  |  |  |  |  |
| Avg. Stride Freq. [Hz] | 2.5                      | 2.5                      | 2.4                      | 2.5                      | 2.4                      |  |  |  |  |  |  |  |  |  |
| Avg. Stride Length [m] | 5.6                      | 6.9                      | 6.9                      | 6.9                      | 6.8                      |  |  |  |  |  |  |  |  |  |





|                                |                |
|--------------------------------|----------------|
| Horse/Jockey Name              | Remomia        |
| Final Rank                     | 5              |
| Fastest Section Time (Section) | 0:11.68 (800m) |
| Top Speed [km/h] (Section)     | 64.7 (Overall) |
| Race State                     | Finished       |

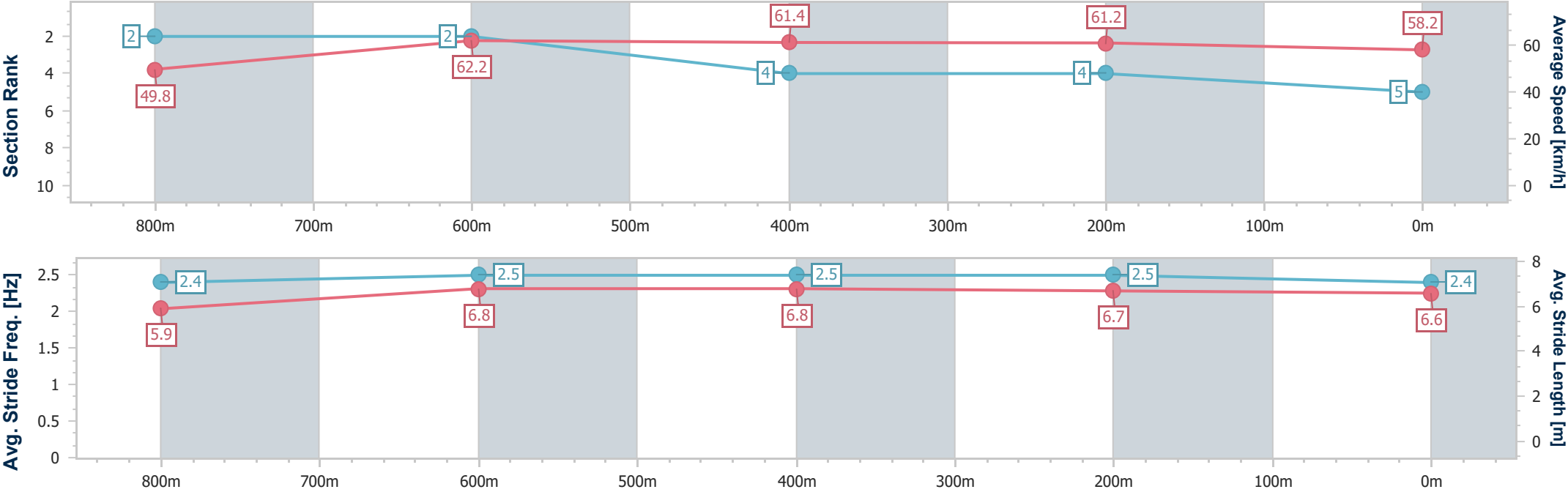


ToowoombaProfessional  
Race 7: QUEENSLAND ELECTRICAL SOLUTIONS Maiden  
Handicap - 1000m  
23 August 2025 - 20:48



Track Rating: Good 4, Weather: Fine, Rail Position: +2.5m Entire

| Section                | Overall                  | 800m                     | 600m                     | 400m                     | 200m                     |  |  |  |  |  |  |  |  |  |  |
|------------------------|--------------------------|--------------------------|--------------------------|--------------------------|--------------------------|--|--|--|--|--|--|--|--|--|--|
| Section Times          | 1:02.09 [5]<br>(0:14.45) | 0:47.64 [2]<br>(0:11.68) | 0:35.96 [2]<br>(0:11.79) | 0:24.17 [4]<br>(0:11.77) | 0:12.40 [4]<br>(0:12.40) |  |  |  |  |  |  |  |  |  |  |
| Average Speed [km/h]   | 49.8                     | 62.2                     | 61.4                     | 61.2                     | 58.2                     |  |  |  |  |  |  |  |  |  |  |
| Top Speed [km/h]       | 64.7                     | 63.8                     | 63.4                     | 63.2                     | 60.0                     |  |  |  |  |  |  |  |  |  |  |
| Avg. Dist. to Rail [m] | 1.4                      | 2.3                      | 1.6                      | 0.6                      | 0.9                      |  |  |  |  |  |  |  |  |  |  |
| Avg. Stride Freq. [Hz] | 2.4                      | 2.5                      | 2.5                      | 2.5                      | 2.4                      |  |  |  |  |  |  |  |  |  |  |
| Avg. Stride Length [m] | 5.9                      | 6.8                      | 6.8                      | 6.7                      | 6.6                      |  |  |  |  |  |  |  |  |  |  |





|                                |                  |
|--------------------------------|------------------|
| Horse/Jockey Name              | Fortunate Dragon |
| Final Rank                     | 6                |
| Fastest Section Time (Section) | 0:11.35 (800m)   |
| Top Speed [km/h] (Section)     | 64.8 (Overall)   |
| Race State                     | Finished         |



ToowoombaProfessional  
Race 7: QUEENSLAND ELECTRICAL SOLUTIONS Maiden  
Handicap - 1000m  
23 August 2025 - 20:48



Track Rating: Good 4, Weather: Fine, Rail Position: +2.5m Entire

| Section                | Overall                  | 800m                     | 600m                     | 400m                     | 200m                     |  |  |  |  |  |  |  |  |  |
|------------------------|--------------------------|--------------------------|--------------------------|--------------------------|--------------------------|--|--|--|--|--|--|--|--|--|
| Section Times          | 1:02.36 [6]<br>(0:15.15) | 0:47.21 [6]<br>(0:11.35) | 0:35.86 [6]<br>(0:11.62) | 0:24.24 [5]<br>(0:11.76) | 0:12.48 [6]<br>(0:12.48) |  |  |  |  |  |  |  |  |  |
| Average Speed [km/h]   | 47.7                     | 63.7                     | 62.3                     | 61.1                     | 57.7                     |  |  |  |  |  |  |  |  |  |
| Top Speed [km/h]       | 64.8                     | 64.7                     | 63.2                     | 62.1                     | 59.4                     |  |  |  |  |  |  |  |  |  |
| Avg. Dist. to Rail [m] | 4.8                      | 1.1                      | 0.4                      | 0.2                      | 0.8                      |  |  |  |  |  |  |  |  |  |
| Avg. Stride Freq. [Hz] | 2.4                      | 2.4                      | 2.3                      | 2.3                      | 2.3                      |  |  |  |  |  |  |  |  |  |
| Avg. Stride Length [m] | 5.7                      | 7.3                      | 7.3                      | 7.3                      | 7.1                      |  |  |  |  |  |  |  |  |  |

