



# Toowoomba Professional

## Race 1: EMPIRE OF JAPAN QTIS Three-Year-Old Maiden Plate - 1100m

30 August 2025 - 16:44



Track Rating: Good 4, Weather: Fine, Rail Position: +1.5m Entire

Section		Overall				1000m	800m	600m	400m	200m	Last 600m		
Field Times		1:07.07				0:58.60	0:47.91	0:36.58	0:24.42	0:12.21	0:36.58		
		(0:08.47)				(0:10.69)	(0:11.33)	(0:12.16)	(0:12.21)	(0:12.21)			
Rank	TAB	Horse/Jockey	Barrier	Top Speed [km/h]	Fastest Section							Margin	Distance Travelled [m]
1	1	CRYPTOLINI	11	67.3	0:08.52	1:07.07 [1]	0:58.55 [4]	0:47.56 [4]	0:36.18 [4]	0:24.16 [4]	0:11.97 [4]	1:07.07	0:36.18
		Jackson Murphy		1000m	Overall	(0:08.52)	(0:10.99)	(0:11.38)	(0:12.02)	(0:12.19)	(0:11.97)		
2	9	SPOILT ROTTEN	10	69.7	0:08.60	1:07.24 [2]	0:58.64 [5]	0:47.93 [2]	0:36.60 [2]	0:24.55 [2]	0:12.38 [1]	1.01L	0:36.60 -3
		Chelsea Baker		1000m	Overall	(0:08.60)	(0:10.71)	(0:11.33)	(0:12.05)	(0:12.17)	(0:12.38)		
3	12	LADY BARBAROSSA	5	67.8	0:08.86	1:07.36 [3]	0:58.50 [9]	0:47.33 [9]	0:36.06 [7]	0:24.20 [7]	0:12.10 [6]	1.71L	0:36.06 -6
		Kenji Yoshida		1000m	Overall	(0:08.86)	(0:11.17)	(0:11.27)	(0:11.86)	(0:12.10)	(0:12.10)		
4	3	KELPUM'S KEEPER	4	67.5	0:08.69	1:07.46 [4]	0:58.77 [7]	0:47.68 [6]	0:36.22 [6]	0:24.31 [6]	0:12.05 [7]	2.3L	0:36.22 -2
		Jade Metcalfe		1000m	Overall	(0:08.69)	(0:11.09)	(0:11.46)	(0:11.91)	(0:12.26)	(0:12.05)		
5	14	TUESDAY	7	66.9	0:08.47	1:07.75 [5]	0:59.28 [1]	0:47.87 [7]	0:36.25 [9]	0:24.35 [8]	0:12.23 [8]	4.03L	0:36.25 +0
		Kelsey Lenton		1000m	Overall	(0:08.47)	(0:11.41)	(0:11.62)	(0:11.90)	(0:12.12)	(0:12.23)		
6	2	I CAN HELP	9	66.7	0:08.69	1:07.86 [6]	0:59.17 [8]	0:47.93 [8]	0:36.55 [8]	0:24.43 [9]	0:11.99 [10]	4.64L	0:36.55 +0
		Chloe Lowe		1000m	Overall	(0:08.69)	(0:11.24)	(0:11.38)	(0:12.12)	(0:12.44)	(0:11.99)		
7	13	SPIRITOF THE OCEAN	2	68.6	0:08.48	1:07.87 [7]	0:59.39 [2]	0:48.52 [3]	0:37.14 [3]	0:25.09 [3]	0:12.77 [3]	4.74L	0:37.14 +1
		Leah Martyn		1000m	Overall	(0:08.48)	(0:10.87)	(0:11.38)	(0:12.05)	(0:12.32)	(0:12.77)		
8	5	NATURALLY LIT	3	69.1	0:09.03	1:08.13 [8]	0:59.10 [10]	0:48.38 [5]	0:37.22 [5]	0:25.16 [5]	0:12.92 [5]	6.25L	0:37.22 -10
		Olivia Webb		1000m	Overall	(0:09.03)	(0:10.72)	(0:11.16)	(0:12.06)	(0:12.24)	(0:12.92)		
9	8	SPIRITOF THE WORLD	8	66.1	0:08.62	1:08.29 [9]	0:59.67 [6]	0:48.19 [10]	0:36.47 [10]	0:24.54 [10]	0:12.46 [9]	7.16L	0:36.47 -3
		Corey Bayliss		1000m	Overall	(0:08.62)	(0:11.48)	(0:11.72)	(0:11.93)	(0:12.08)	(0:12.46)		
10	4	MAFIOSA	1	69.0	0:08.50	1:08.72 [10]	1:00.22 [3]	0:49.56 [1]	0:38.23 [1]	0:26.07 [1]	0:13.74 [2]	9.71L	0:38.23 -7
		Hannah Richardson		1000m	Overall	(0:08.50)	(0:10.66)	(0:11.33)	(0:12.16)	(0:12.33)	(0:13.74)		

Scratched: Alkebulan (#10), Italian Girl (#11), Magic Invader (#15), Okanui (#6)



# Toowoomba Professional

## Race 1: EMPIRE OF JAPAN QTIS Three-Year-Old Maiden Plate - 1100m

30 August 2025 - 16:44



Track Rating: Good 4, Weather: Fine, Rail Position: +1.5m Entire

Section					Overall	1000m	800m	600m	400m	200m	Last 600m			
Field Times					1:07.07 (0:08.47)	0:58.60 (0:10.69)	0:47.91 (0:11.33)	0:36.58 (0:12.16)	0:24.42 (0:12.21)	0:12.21 (0:12.21)	0:36.58			
Rank	TAB	Horse/Jockey	Barrier	Top Speed [km/h]	Fastest Section						Margin	Distance Travelled [m]		
11	7	PIE CHART	6	58.0	0:09.94	1:19.40 [11]	1:09.46 [11]	0:54.02 [11]	0:41.26 [11]	0:28.16 [11]	0:14.36 [11]	72.56L	0:41.26	-7
		Les Tilley		800m	Overall	(0:09.94)	(0:15.44)	(0:12.76)	(0:13.10)	(0:13.80)	(0:14.36)			

Scratched: Alkebulan (#10), Italian Girl (#11), Magic Invader (#15), Okanui (#6)



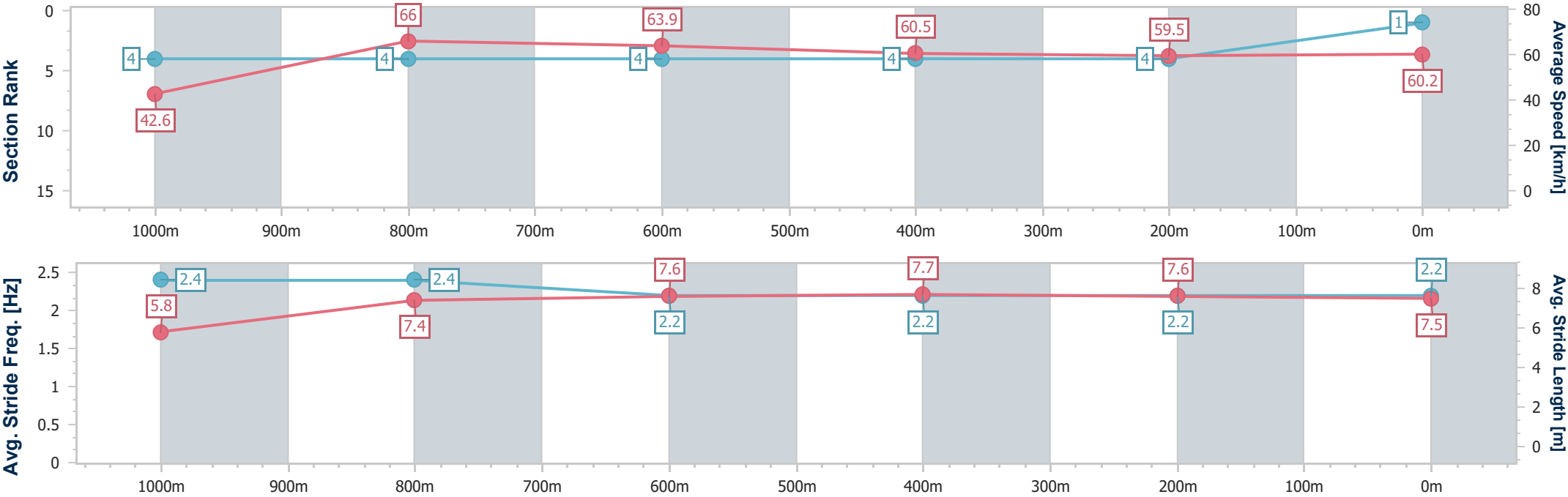
Horse/Jockey Name	Cryptolini
Final Rank	1
Fastest Section Time (Section)	0:08.52 (Overall)
Top Speed [km/h] (Section)	67.3 (1000m)
Race State	Finished



ToowoombaProfessional  
Race 1: EMPIRE OF JAPAN QTIS Three-Year-Old Maiden Plate - 1100m  
30 August 2025 - 16:44  
Track Rating: Good 4, Weather: Fine, Rail Position: +1.5m Entire



Section	Overall	1000m	800m	600m	400m	200m							
Section Times	1:07.07 [1] (0:08.52)	0:58.55 [4] (0:10.99)	0:47.56 [4] (0:11.38)	0:36.18 [4] (0:12.02)	0:24.16 [4] (0:12.19)	0:11.97 [4] (0:11.97)							
Average Speed [km/h]	42.6	66.0	63.9	60.5	59.5	60.2							
Top Speed [km/h]	63.4	67.3	65.7	62.7	60.3	61.0							
Avg. Dist. to Rail [m]	11.8	4.1	2.4	2.2	1.8	1.2							
Avg. Stride Freq. [Hz]	2.4	2.4	2.2	2.2	2.2	2.2							
Avg. Stride Length [m]	5.8	7.4	7.6	7.7	7.6	7.5							



[ ] Ranking at each section and finish  
- - - - No data available at this section  
NA No data available



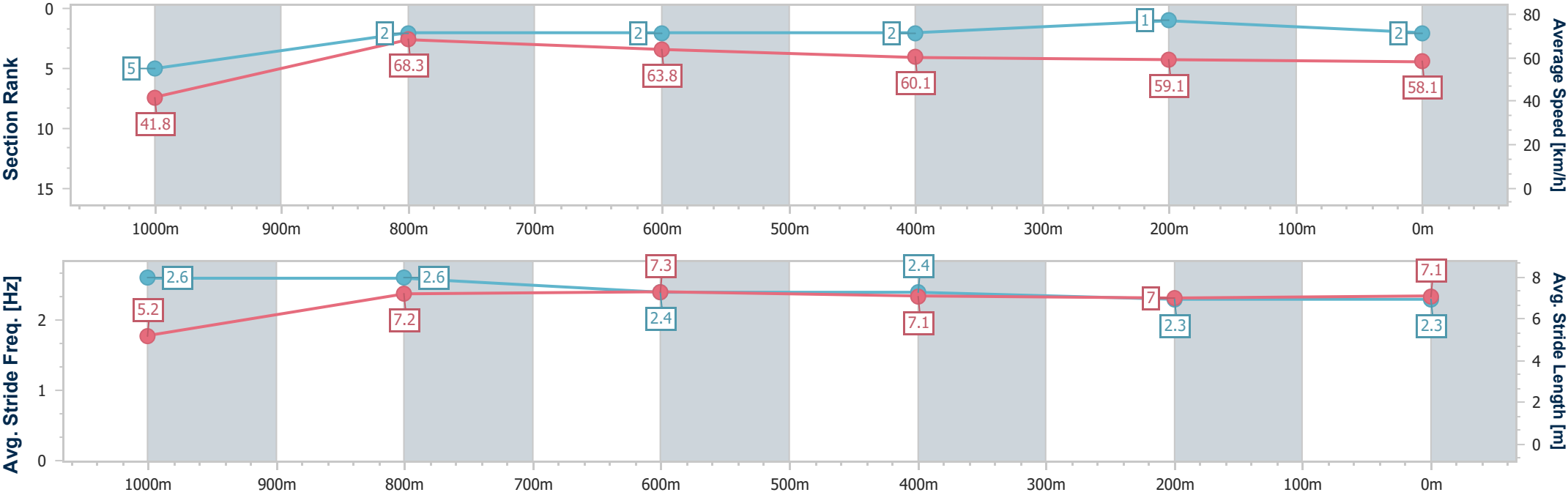
Horse/Jockey Name	Spoilt Rotten
Final Rank	2
Fastest Section Time (Section)	0:08.60 (Overall)
Top Speed [km/h] (Section)	69.7 (1000m)
Race State	Finished



ToowoombaProfessional  
Race 1: EMPIRE OF JAPAN QTIS Three-Year-Old Maiden Plate - 1100m  
30 August 2025 - 16:44  
Track Rating: Good 4, Weather: Fine, Rail Position: +1.5m Entire



Section	Overall	1000m	800m	600m	400m	200m							
Section Times	1:07.24 [2] (0:08.60)	0:58.64 [5] (0:10.71)	0:47.93 [2] (0:11.33)	0:36.60 [2] (0:12.05)	0:24.55 [2] (0:12.17)	0:12.38 [1] (0:12.38)							
Average Speed [km/h]	41.8	68.3	63.8	60.1	59.1	58.1							
Top Speed [km/h]	65.5	69.7	65.8	62.6	60.3	58.5							
Avg. Dist. to Rail [m]	10.8	3.9	1.4	1.1	0.6	0.5							
Avg. Stride Freq. [Hz]	2.6	2.6	2.4	2.4	2.3	2.3							
Avg. Stride Length [m]	5.2	7.2	7.3	7.1	7.0	7.1							





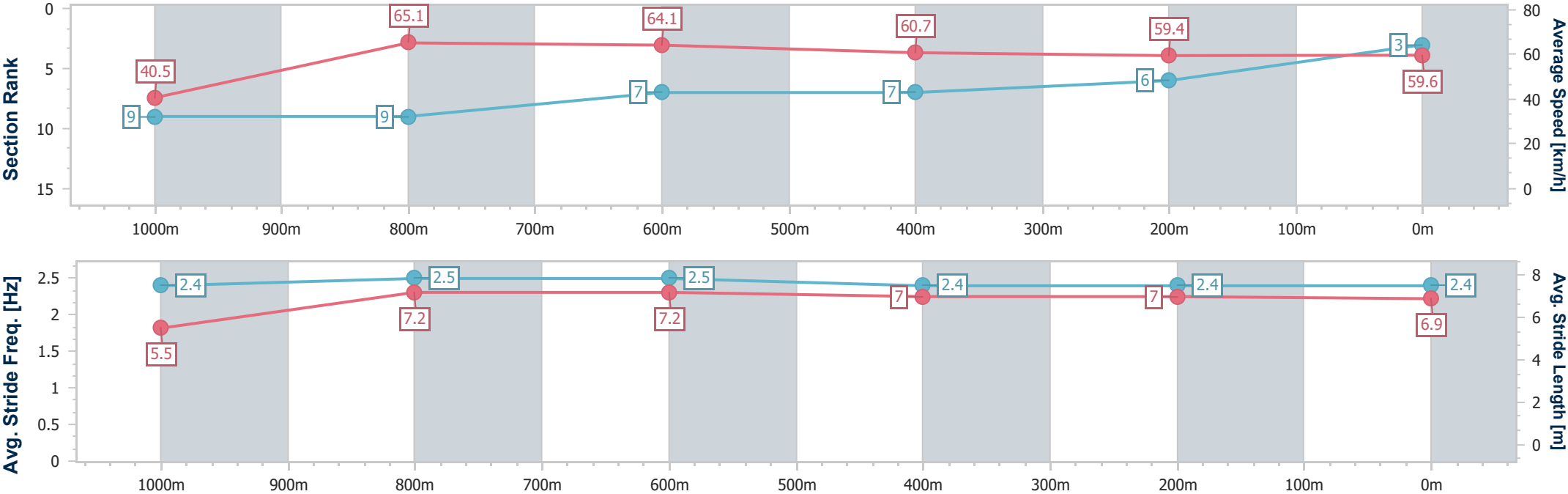
Horse/Jockey Name	Lady Barbarossa
Final Rank	3
Fastest Section Time (Section)	0:08.86 (Overall)
Top Speed [km/h] (Section)	67.8 (1000m)
Race State	Finished



ToowoombaProfessional  
Race 1: EMPIRE OF JAPAN QTIS Three-Year-Old Maiden Plate - 1100m  
30 August 2025 - 16:44  
Track Rating: Good 4, Weather: Fine, Rail Position: +1.5m Entire



Section	Overall	1000m	800m	600m	400m	200m							
Section Times	1:07.36 [3] (0:08.86)	0:58.50 [9] (0:11.17)	0:47.33 [9] (0:11.27)	0:36.06 [7] (0:11.86)	0:24.20 [7] (0:12.10)	0:12.10 [6] (0:12.10)							
Average Speed [km/h]	40.5	65.1	64.1	60.7	59.4	59.6							
Top Speed [km/h]	60.0	67.8	66.3	62.9	60.6	60.6							
Avg. Dist. to Rail [m]	7.3	3.2	0.9	0.3	0.4	1.0							
Avg. Stride Freq. [Hz]	2.4	2.5	2.5	2.4	2.4	2.4							
Avg. Stride Length [m]	5.5	7.2	7.2	7.0	7.0	6.9							





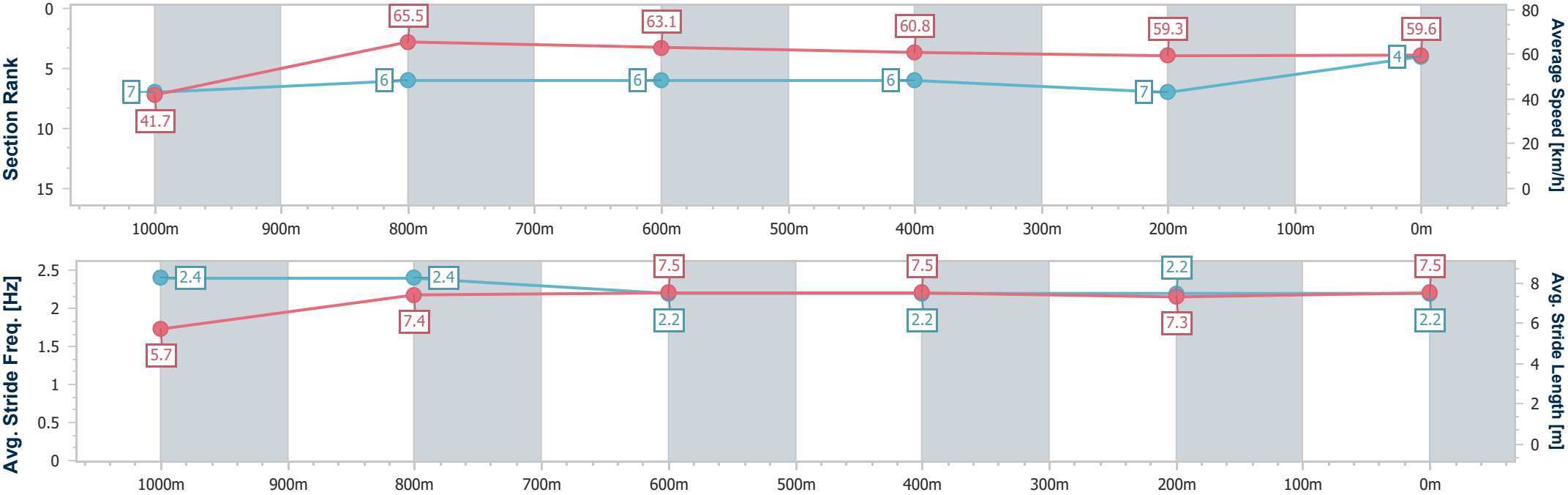
Horse/Jockey Name	Kelpum's Keeper
Final Rank	4
Fastest Section Time (Section)	0:08.69 (Overall)
Top Speed [km/h] (Section)	67.5 (1000m)
Race State	Finished



ToowoombaProfessional  
Race 1: EMPIRE OF JAPAN QTIS Three-Year-Old Maiden Plate - 1100m  
30 August 2025 - 16:44  
Track Rating: Good 4, Weather: Fine, Rail Position: +1.5m Entire



Section	Overall	1000m	800m	600m	400m	200m							
Section Times	1:07.46 [4] (0:08.69)	0:58.77 [7] (0:11.09)	0:47.68 [6] (0:11.46)	0:36.22 [6] (0:11.91)	0:24.31 [6] (0:12.26)	0:12.05 [7] (0:12.05)							
Average Speed [km/h]	41.7	65.5	63.1	60.8	59.3	59.6							
Top Speed [km/h]	61.8	67.5	64.3	63.2	60.3	60.2							
Avg. Dist. to Rail [m]	7.2	3.3	1.5	1.3	1.7	3.4							
Avg. Stride Freq. [Hz]	2.4	2.4	2.2	2.2	2.2	2.2							
Avg. Stride Length [m]	5.7	7.4	7.5	7.5	7.3	7.5							





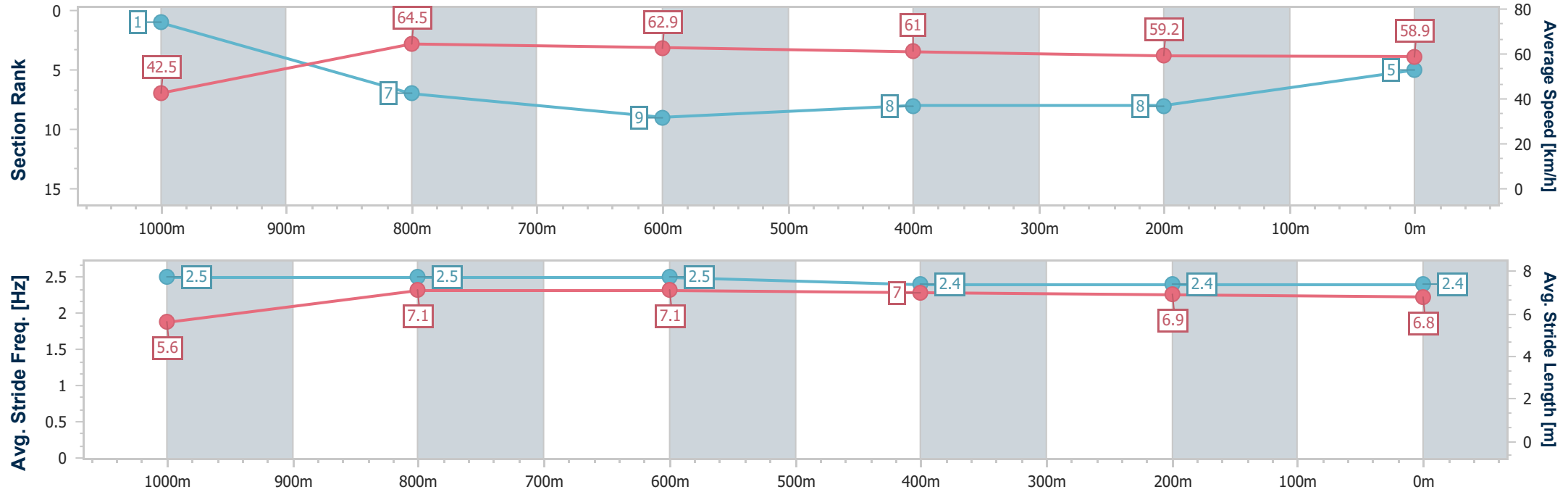
Horse/Jockey Name	Tuesday
Final Rank	5
Fastest Section Time (Section)	0:08.47 (Overall)
Top Speed [km/h] (Section)	66.9 (1000m)
Race State	Finished



ToowoombaProfessional  
Race 1: EMPIRE OF JAPAN QTIS Three-Year-Old Maiden Plate - 1100m  
30 August 2025 - 16:44  
Track Rating: Good 4, Weather: Fine, Rail Position: +1.5m Entire



Section	Overall	1000m	800m	600m	400m	200m							
Section Times	1:07.75 [5] (0:08.47)	0:59.28 [1] (0:11.41)	0:47.87 [7] (0:11.62)	0:36.25 [9] (0:11.90)	0:24.35 [8] (0:12.12)	0:12.23 [8] (0:12.23)							
Average Speed [km/h]	42.5	64.5	62.9	61.0	59.2	58.9							
Top Speed [km/h]	61.1	66.9	64.6	62.1	60.8	60.5							
Avg. Dist. to Rail [m]	8.6	5.4	4.2	1.2	0.5	1.6							
Avg. Stride Freq. [Hz]	2.5	2.5	2.5	2.4	2.4	2.4							
Avg. Stride Length [m]	5.6	7.1	7.1	7.0	6.9	6.8							





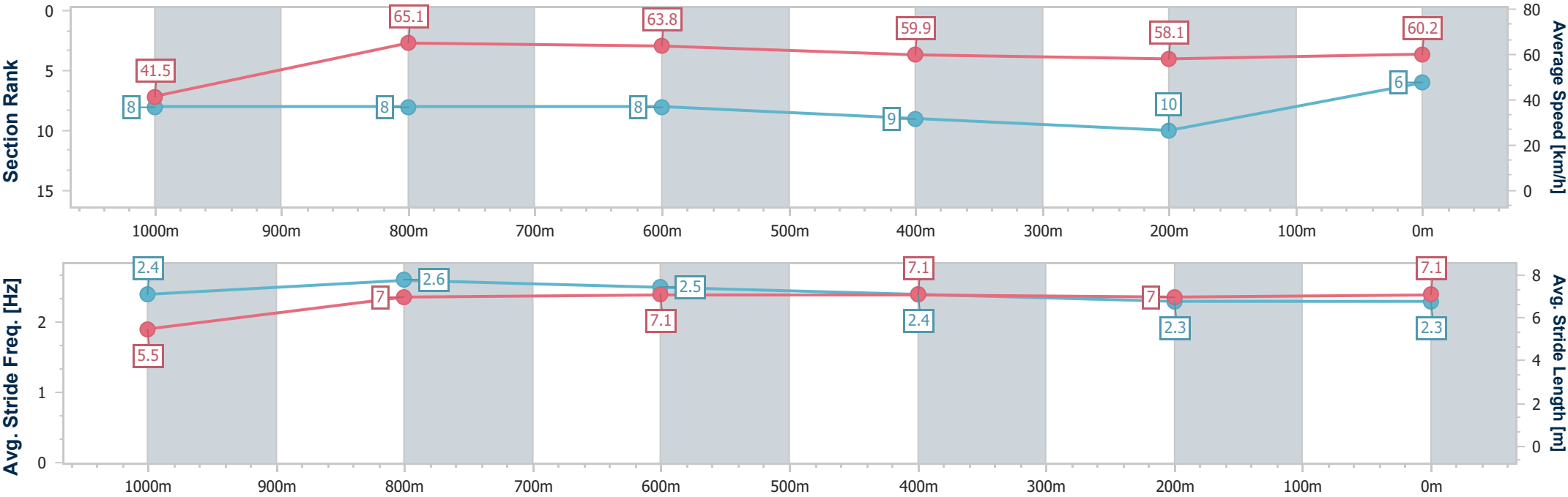
Horse/Jockey Name	I Can Help
Final Rank	6
Fastest Section Time (Section)	0:08.69 (Overall)
Top Speed [km/h] (Section)	66.7 (1000m)
Race State	Finished



ToowoombaProfessional  
Race 1: EMPIRE OF JAPAN QTIS Three-Year-Old Maiden Plate - 1100m  
30 August 2025 - 16:44  
Track Rating: Good 4, Weather: Fine, Rail Position: +1.5m Entire



Section	Overall	1000m	800m	600m	400m	200m							
Section Times	1:07.86 [6] (0:08.69)	0:59.17 [8] (0:11.24)	0:47.93 [8] (0:11.38)	0:36.55 [8] (0:12.12)	0:24.43 [9] (0:12.44)	0:11.99 [10] (0:11.99)							
Average Speed [km/h]	41.5	65.1	63.8	59.9	58.1	60.2							
Top Speed [km/h]	61.6	66.7	65.2	63.3	59.2	60.5							
Avg. Dist. to Rail [m]	9.7	5.2	2.3	1.4	1.5	2.6							
Avg. Stride Freq. [Hz]	2.4	2.6	2.5	2.4	2.3	2.3							
Avg. Stride Length [m]	5.5	7.0	7.1	7.1	7.0	7.1							



[ ] Ranking at each section and finish  
-.-.- No data available at this section  
NA No data available





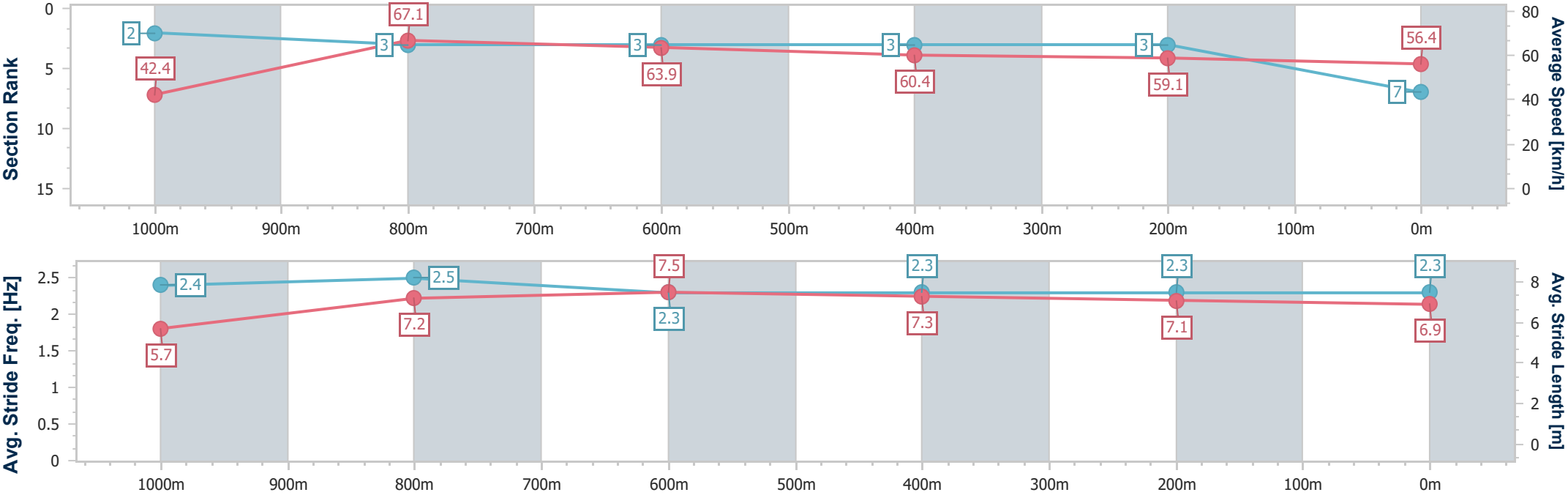
Horse/Jockey Name	Spiritof The Ocean
Final Rank	7
Fastest Section Time (Section)	0:08.48 (Overall)
Top Speed [km/h] (Section)	68.6 (1000m)
Race State	Finished



ToowoombaProfessional  
Race 1: EMPIRE OF JAPAN QTIS Three-Year-Old Maiden Plate - 1100m  
30 August 2025 - 16:44  
Track Rating: Good 4, Weather: Fine, Rail Position: +1.5m Entire



Section	Overall	1000m	800m	600m	400m	200m							
Section Times	1:07.87 [7] (0:08.48)	0:59.39 [2] (0:10.87)	0:48.52 [3] (0:11.38)	0:37.14 [3] (0:12.05)	0:25.09 [3] (0:12.32)	0:12.77 [3] (0:12.77)							
Average Speed [km/h]	42.4	67.1	63.9	60.4	59.1	56.4							
Top Speed [km/h]	63.7	68.6	66.1	62.4	60.0	57.9							
Avg. Dist. to Rail [m]	4.9	2.7	3.1	2.9	2.2	3.0							
Avg. Stride Freq. [Hz]	2.4	2.5	2.3	2.3	2.3	2.3							
Avg. Stride Length [m]	5.7	7.2	7.5	7.3	7.1	6.9							





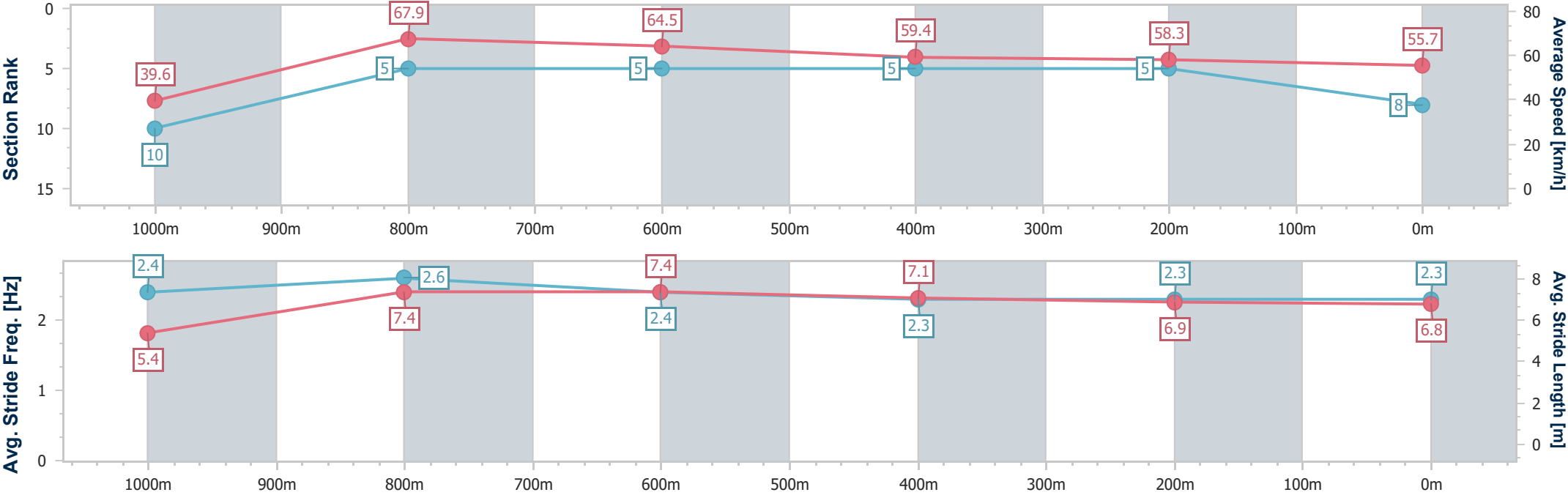
Horse/Jockey Name	Naturally Lit
Final Rank	8
Fastest Section Time (Section)	0:09.03 (Overall)
Top Speed [km/h] (Section)	69.1 (1000m)
Race State	Finished



ToowoombaProfessional  
Race 1: EMPIRE OF JAPAN QTIS Three-Year-Old Maiden Plate - 1100m  
30 August 2025 - 16:44  
Track Rating: Good 4, Weather: Fine, Rail Position: +1.5m Entire



Section	Overall	1000m	800m	600m	400m	200m							
Section Times	1:08.13 [8] (0:09.03)	0:59.10 [10] (0:10.72)	0:48.38 [5] (0:11.16)	0:37.22 [5] (0:12.06)	0:25.16 [5] (0:12.24)	0:12.92 [5] (0:12.92)							
Average Speed [km/h]	39.6	67.9	64.5	59.4	58.3	55.7							
Top Speed [km/h]	64.2	69.1	67.1	62.2	59.4	57.3							
Avg. Dist. to Rail [m]	5.3	2.4	0.3	1.2	2.5	1.4							
Avg. Stride Freq. [Hz]	2.4	2.6	2.4	2.3	2.3	2.3							
Avg. Stride Length [m]	5.4	7.4	7.4	7.1	6.9	6.8							





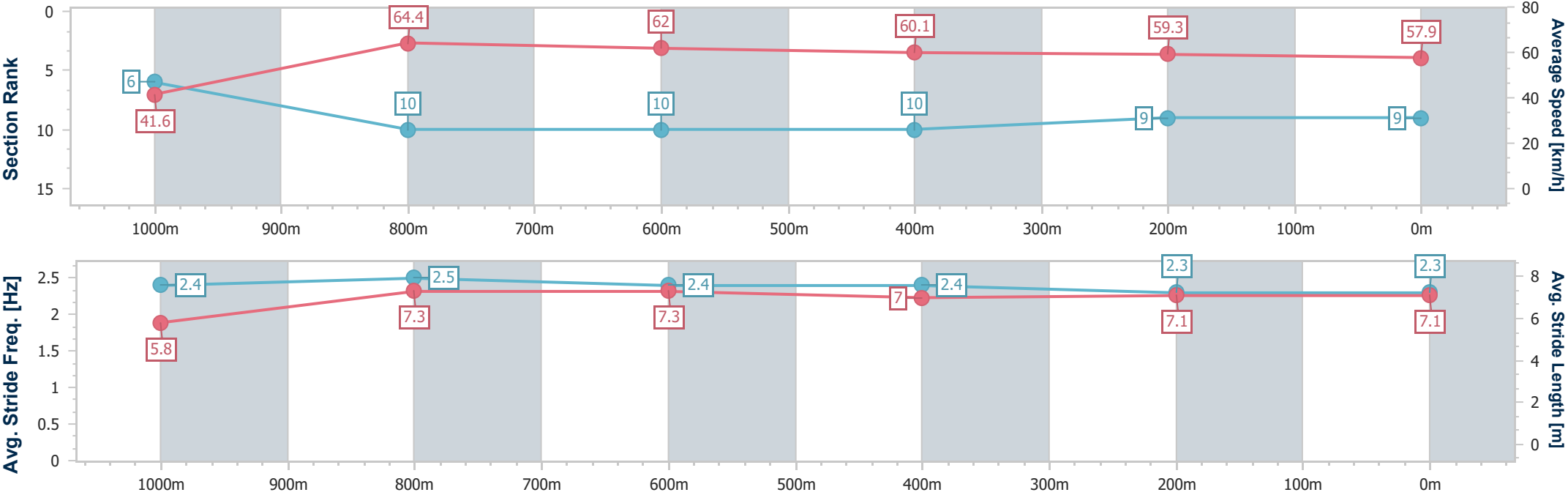
Horse/Jockey Name	Spiritoftheworld
Final Rank	9
Fastest Section Time (Section)	0:08.62 (Overall)
Top Speed [km/h] (Section)	66.1 (1000m)
Race State	Finished



ToowoombaProfessional  
Race 1: EMPIRE OF JAPAN QTIS Three-Year-Old Maiden Plate - 1100m  
30 August 2025 - 16:44  
Track Rating: Good 4, Weather: Fine, Rail Position: +1.5m Entire



Section	Overall	1000m	800m	600m	400m	200m							
Section Times	1:08.29 [9] (0:08.62)	0:59.67 [6] (0:11.48)	0:48.19 [10] (0:11.72)	0:36.47 [10] (0:11.93)	0:24.54 [10] (0:12.08)	0:12.46 [9] (0:12.46)							
Average Speed [km/h]	41.6	64.4	62.0	60.1	59.3	57.9							
Top Speed [km/h]	63.3	66.1	63.1	61.0	60.0	59.4							
Avg. Dist. to Rail [m]	11.2	6.5	2.5	0.7	1.3	0.6							
Avg. Stride Freq. [Hz]	2.4	2.5	2.4	2.4	2.3	2.3							
Avg. Stride Length [m]	5.8	7.3	7.3	7.0	7.1	7.1							





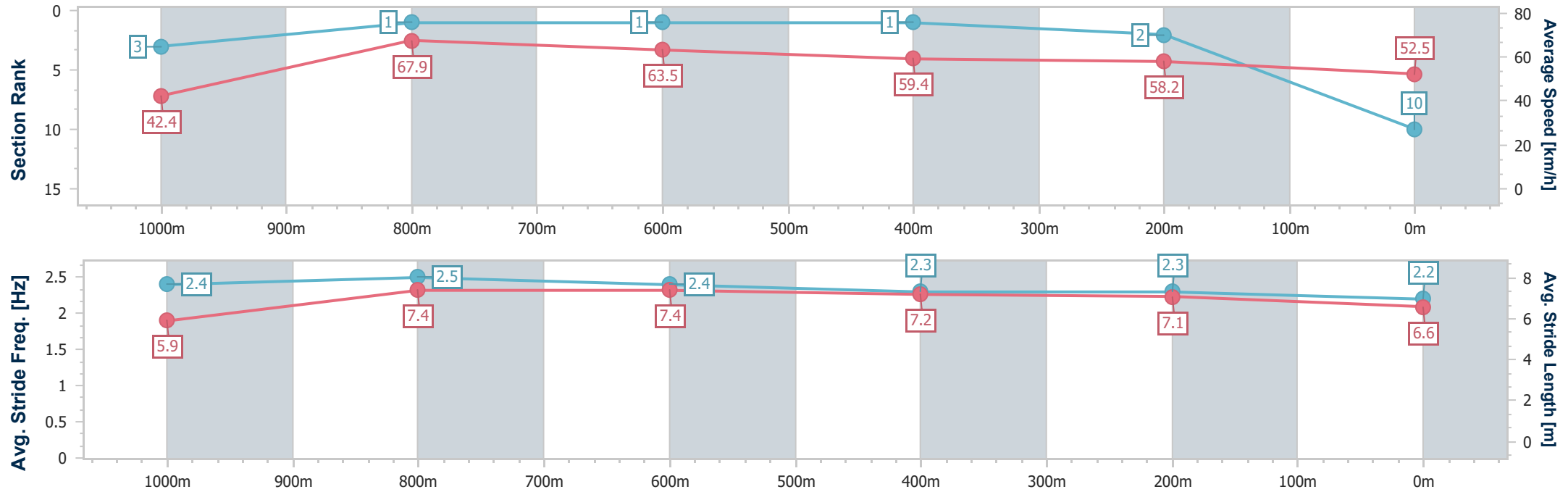
Horse/Jockey Name	Mafiosa
Final Rank	10
Fastest Section Time (Section)	0:08.50 (Overall)
Top Speed [km/h] (Section)	69.0 (1000m)
Race State	Finished



ToowoombaProfessional  
Race 1: EMPIRE OF JAPAN QTIS Three-Year-Old Maiden Plate - 1100m  
30 August 2025 - 16:44  
Track Rating: Good 4, Weather: Fine, Rail Position: +1.5m Entire



Section	Overall	1000m	800m	600m	400m	200m								
Section Times	1:08.72 [10] (0:08.50)	1:00.22 [3] (0:10.66)	0:49.56 [1] (0:11.33)	0:38.23 [1] (0:12.16)	0:26.07 [1] (0:12.33)	0:13.74 [2] (0:13.74)								
Average Speed [km/h]	42.4	67.9	63.5	59.4	58.2	52.5								
Top Speed [km/h]	64.0	69.0	66.6	61.4	59.3	56.6								
Avg. Dist. to Rail [m]	1.7	0.8	0.6	0.1	0.3	1.2								
Avg. Stride Freq. [Hz]	2.4	2.5	2.4	2.3	2.3	2.2								
Avg. Stride Length [m]	5.9	7.4	7.4	7.2	7.1	6.6								





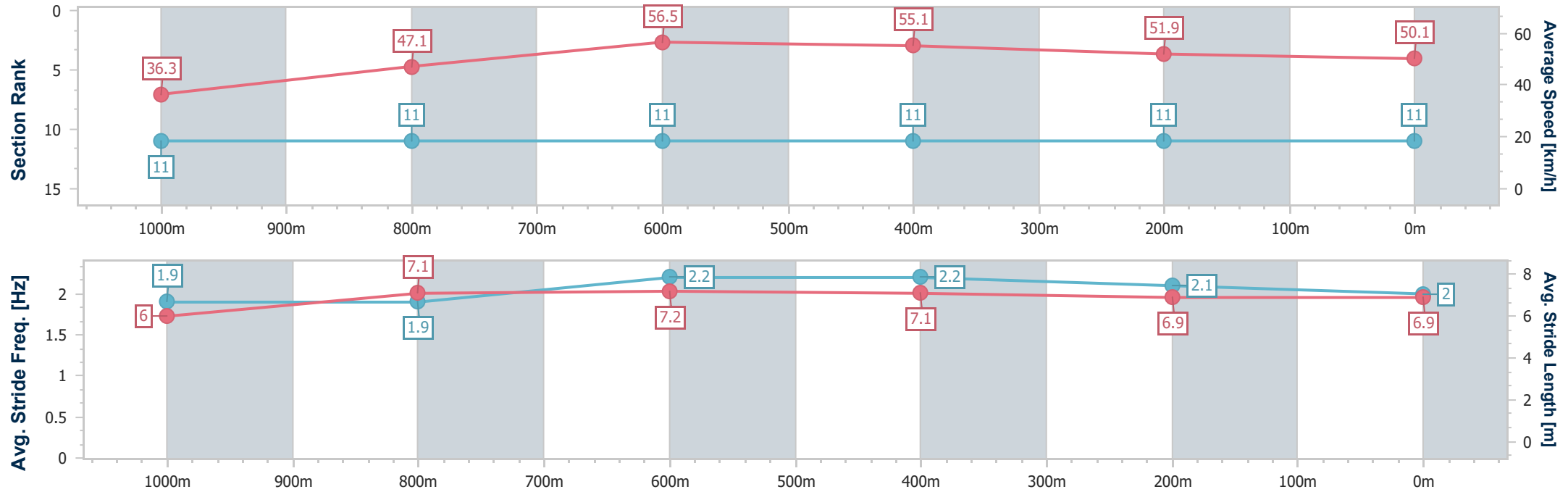
Horse/Jockey Name	Pie Chart
Final Rank	11
Fastest Section Time (Section)	0:09.94 (Overall)
Top Speed [km/h] (Section)	58.0 (800m)
Race State	Finished



ToowoombaProfessional  
Race 1: EMPIRE OF JAPAN QTIS Three-Year-Old Maiden Plate - 1100m  
30 August 2025 - 16:44  
Track Rating: Good 4, Weather: Fine, Rail Position: +1.5m Entire



Section	Overall	1000m	800m	600m	400m	200m							
Section Times	1:19.40 [11] (0:09.94)	1:09.46 [11] (0:15.44)	0:54.02 [11] (0:12.76)	0:41.26 [11] (0:13.10)	0:28.16 [11] (0:13.80)	0:14.36 [11] (0:14.36)							
Average Speed [km/h]	36.3	47.1	56.5	55.1	51.9	50.1							
Top Speed [km/h]	48.8	53.7	58.0	57.6	53.3	51.7							
Avg. Dist. to Rail [m]	8.9	3.8	1.2	0.6	1.4	2.2							
Avg. Stride Freq. [Hz]	1.9	1.9	2.2	2.2	2.1	2.0							
Avg. Stride Length [m]	6.0	7.1	7.2	7.1	6.9	6.9							





Toowoomba Professional  
Race 2: VISION HEALTH BENCHMARK 62 Handicap - 1300m  
30 August 2025 - 17:15



Track Rating: Good 4, Weather: Fine, Rail Position: +1.5m Entire

Section Field Times			Overall 1:20.33 (0:08.85)				1200m 1:11.48 (0:11.64)	1000m 0:59.84 (0:11.92)	800m 0:47.92 (0:12.02)	600m 0:35.90 (0:12.21)	400m 0:23.69 (0:11.64)	Last 600m 0:35.90	
Rank	TAB	Horse/Jockey	Barrier	Top Speed [km/h]	Fastest Section								Distance Travelled [m]
1	5	CHINCHILLA AHEAD	4	63.1	0:08.99	1:20.33 [1]	1:11.34 [2]	0:59.71 [2]	0:47.85 [2]	0:35.82 [2]	0:23.67 [3]	0:35.82	
		Les Tilley		1200m	Overall	(0:08.99)	(0:11.63)	(0:11.86)	(0:12.03)	(0:12.15)	(0:11.62)		
2	3	DOWNEY	2	62.8	0:09.18	1:20.42 [2]	1:11.24 [4]	0:59.58 [4]	0:47.75 [4]	0:35.67 [4]	0:23.64 [5]	0:35.67	-3
		Mitch Goring		1200m	Overall	(0:09.18)	(0:11.66)	(0:11.83)	(0:12.08)	(0:12.03)	(0:11.72)		
3	4	TAKE A PICTURE	6	63.3	0:09.23	1:20.58 [3]	1:11.35 [5]	0:59.48 [5]	0:47.68 [5]	0:35.82 [5]	0:23.92 [4]	0:35.82	+3
		Olivia Webb		1000m	Overall	(0:09.23)	(0:11.87)	(0:11.80)	(0:11.86)	(0:11.90)	(0:11.65)		
4	9	MAGIC ISLAND	3	61.9	0:09.01	1:20.71 [4]	1:11.70 [3]	0:59.91 [3]	0:48.09 [3]	0:36.07 [3]	0:24.07 [2]	0:36.07	+0
		Chelsea Baker		1000m	Overall	(0:09.01)	(0:11.79)	(0:11.82)	(0:12.02)	(0:12.00)	(0:11.89)		
5	12	GREY NORTHERN	5	63.0	0:09.35	1:20.74 [5]	1:11.39 [6]	0:59.57 [6]	0:47.71 [6]	0:35.85 [6]	0:23.79 [7]	0:35.85	+1
		Corey Bayliss		400m	Overall	(0:09.35)	(0:11.82)	(0:11.86)	(0:11.86)	(0:12.06)	(0:11.75)		
6	13	BESIEGE	7	62.7	0:09.44	1:21.19 [6]	1:11.75 [7]	0:59.73 [7]	0:47.93 [7]	0:36.22 [7]	0:24.26 [6]	0:36.22	+0
		Leah Martyn		800m	Overall	(0:09.44)	(0:12.02)	(0:11.80)	(0:11.71)	(0:11.96)	(0:11.99)		
7	7	KAMARIYA	1	62.8	0:08.85	1:21.54 [7]	1:12.69 [1]	1:01.05 [1]	0:49.13 [1]	0:37.11 [1]	0:24.90 [1]	0:37.11	-6
		Chloe Wells		1200m	Overall	(0:08.85)	(0:11.64)	(0:11.92)	(0:12.02)	(0:12.21)	(0:12.12)		

Scratched: Blue Chip Girl (#6), Drang A Tang (#1), Sir Lamorak (#2), Love 'N' Rockets (#8), Rylov (#11), Flying Celica (#10)



Toowoomba Professional  
Race 2: VISION HEALTH BENCHMARK 62 Handicap - 1300m  
30 August 2025 - 17:15



Track Rating: Good 4, Weather: Fine, Rail Position: +1.5m Entire

Section Field Times				200m 0:12.05 (0:12.05)				Last 600m 0:35.90	
Rank	TAB	Horse/Jockey	Barrier	Top Speed [km/h]	Fastest Section	Margin		Distance Travelled [m]	
1	5	CHINCHILLA AHEAD	4	63.1	0:08.99	0:12.05 [1]	1:20.33	0:35.82	
		Les Tilley		1200m	Overall	(0:12.05)			
2	3	DOWNEY	2	62.8	0:09.18	0:11.92 [3]	0.54L	0:35.67	-3
		Mitch Goring		1200m	Overall	(0:11.92)			
3	4	TAKE A PICTURE	6	63.3	0:09.23	0:12.27 [2]	1.5L	0:35.82	+3
		Olivia Webb		1000m	Overall	(0:12.27)			
4	9	MAGIC ISLAND	3	61.9	0:09.01	0:12.18 [4]	2.26L	0:36.07	+0
		Chelsea Baker		1000m	Overall	(0:12.18)			
5	12	GREY NORTHERN	5	63.0	0:09.35	0:12.04 [5]	2.46L	0:35.85	+1
		Corey Bayliss		400m	Overall	(0:12.04)			
6	13	BESIEGE	7	62.7	0:09.44	0:12.27 [7]	5.11L	0:36.22	+0
		Leah Martyn		800m	Overall	(0:12.27)			
7	7	KAMARIYA	1	62.8	0:08.85	0:12.78 [6]	7.14L	0:37.11	-6
		Chloe Wells		1200m	Overall	(0:12.78)			

Scratched: Blue Chip Girl (#6), Drang A Tang (#1), Sir Lamorak (#2), Love 'N' Rockets (#8), Rylov (#11), Flying Celica (#10)



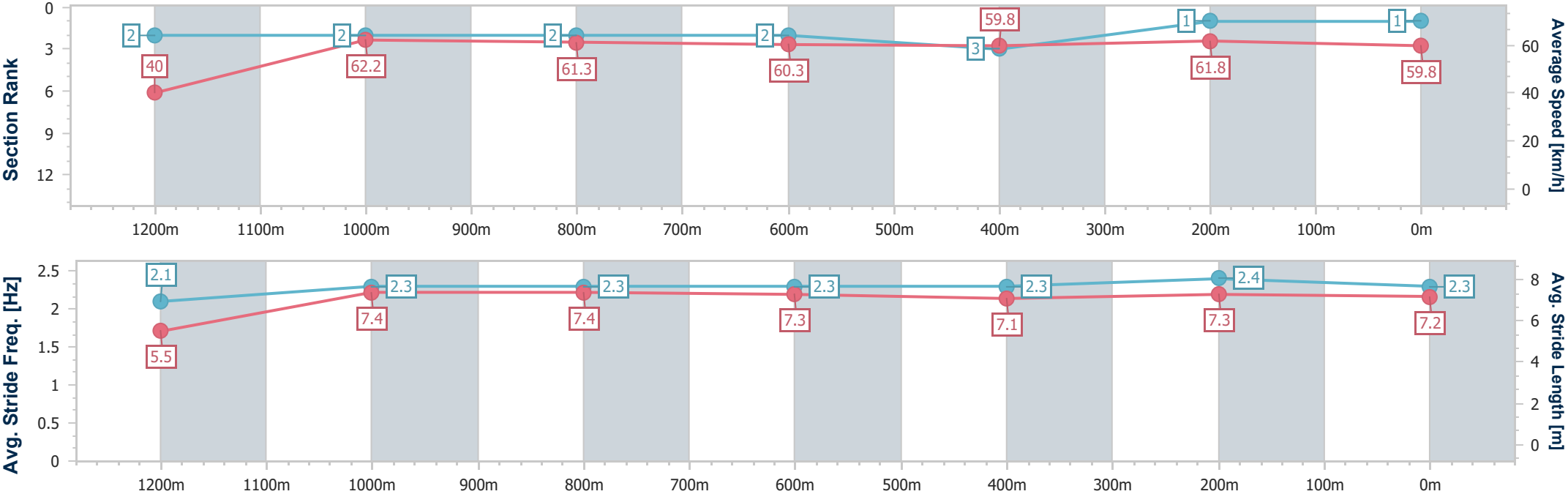
Horse/Jockey Name	Chinchilla Ahead
Final Rank	1
Fastest Section Time (Section)	0:08.99 (Overall)
Top Speed [km/h] (Section)	63.1 (1200m)
Race State	Finished



ToowoombaProfessional  
Race 2: VISION HEALTH BENCHMARK 62 Handicap - 1300m  
30 August 2025 - 17:15  
Track Rating: Good 4, Weather: Fine, Rail Position: +1.5m Entire



Section	Overall	1200m	1000m	800m	600m	400m	200m						
Section Times	1:20.33 [1] (0:08.99)	1:11.34 [2] (0:11.63)	0:59.71 [2] (0:11.86)	0:47.85 [2] (0:12.03)	0:35.82 [2] (0:12.15)	0:23.67 [3] (0:11.62)	0:12.05 [1] (0:12.05)						
Average Speed [km/h]	40.0	62.2	61.3	60.3	59.8	61.8	59.8						
Top Speed [km/h]	61.5	63.1	62.1	61.1	60.5	62.9	62.3						
Avg. Dist. to Rail [m]	9.1	4.6	3.6	1.7	1.6	0.6	0.5						
Avg. Stride Freq. [Hz]	2.1	2.3	2.3	2.3	2.3	2.4	2.3						
Avg. Stride Length [m]	5.5	7.4	7.4	7.3	7.1	7.3	7.2						







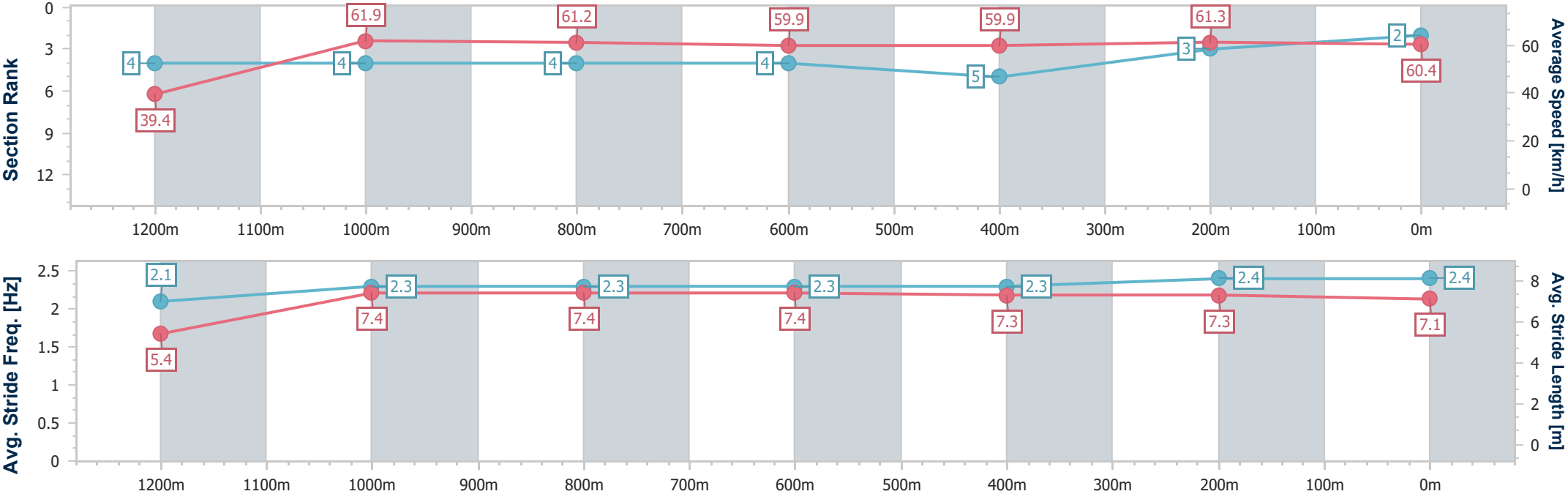
Horse/Jockey Name	Downey
Final Rank	2
Fastest Section Time (Section)	0:09.18 (Overall)
Top Speed [km/h] (Section)	62.8 (1200m)
Race State	Finished



ToowoombaProfessional  
Race 2: VISION HEALTH BENCHMARK 62 Handicap - 1300m  
30 August 2025 - 17:15  
Track Rating: Good 4, Weather: Fine, Rail Position: +1.5m Entire



Section	Overall	1200m	1000m	800m	600m	400m	200m						
Section Times	1:20.42 [2] (0:09.18)	1:11.24 [4] (0:11.66)	0:59.58 [4] (0:11.83)	0:47.75 [4] (0:12.08)	0:35.67 [4] (0:12.03)	0:23.64 [5] (0:11.72)	0:11.92 [3] (0:11.92)						
Average Speed [km/h]	39.4	61.9	61.2	59.9	59.9	61.3	60.4						
Top Speed [km/h]	62.2	62.8	62.7	61.6	62.2	62.8	61.9						
Avg. Dist. to Rail [m]	7.9	3.5	2.7	0.5	0.3	0.3	1.5						
Avg. Stride Freq. [Hz]	2.1	2.3	2.3	2.3	2.3	2.4	2.4						
Avg. Stride Length [m]	5.4	7.4	7.4	7.4	7.3	7.3	7.1						





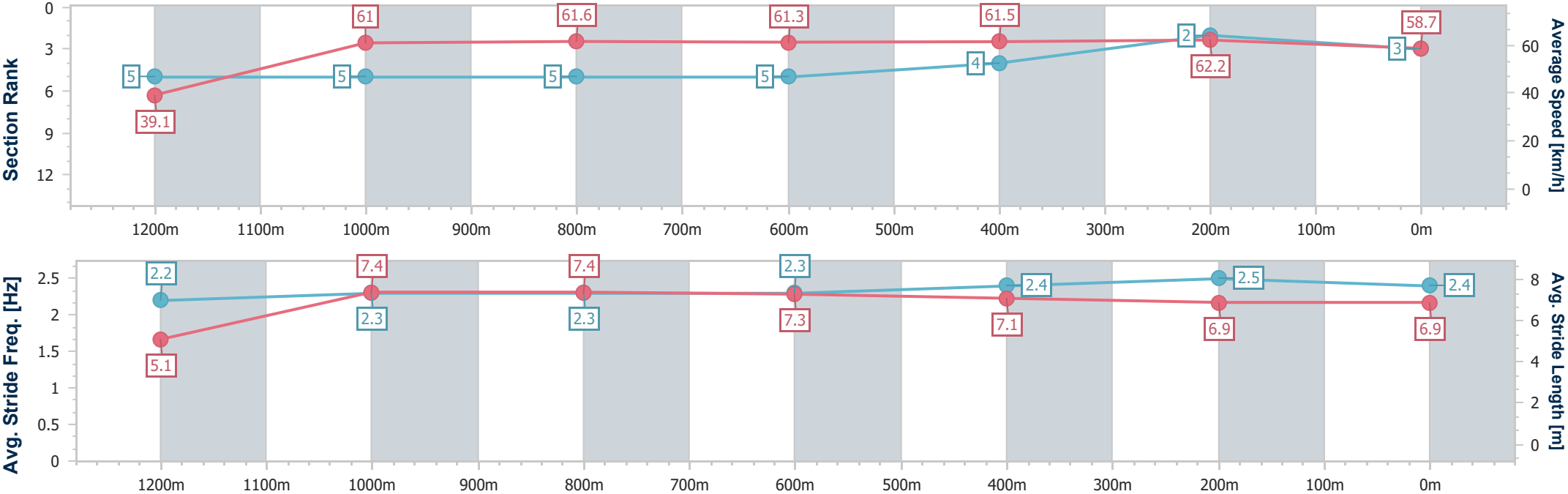
Horse/Jockey Name	Take A Picture
Final Rank	3
Fastest Section Time (Section)	0:09.23 (Overall)
Top Speed [km/h] (Section)	63.3 (1000m)
Race State	Finished



ToowoombaProfessional  
Race 2: VISION HEALTH BENCHMARK 62 Handicap - 1300m  
30 August 2025 - 17:15  
Track Rating: Good 4, Weather: Fine, Rail Position: +1.5m Entire



Section	Overall	1200m	1000m	800m	600m	400m	200m						
Section Times	1:20.58 [3] (0:09.23)	1:11.35 [5] (0:11.87)	0:59.48 [5] (0:11.80)	0:47.68 [5] (0:11.86)	0:35.82 [5] (0:11.90)	0:23.92 [4] (0:11.65)	0:12.27 [2] (0:12.27)						
Average Speed [km/h]	39.1	61.0	61.6	61.3	61.5	62.2	58.7						
Top Speed [km/h]	58.5	61.5	63.3	62.5	62.0	62.6	61.8						
Avg. Dist. to Rail [m]	10.4	4.7	3.5	2.8	3.2	2.0	1.4						
Avg. Stride Freq. [Hz]	2.2	2.3	2.3	2.3	2.4	2.5	2.4						
Avg. Stride Length [m]	5.1	7.4	7.4	7.3	7.1	6.9	6.9						





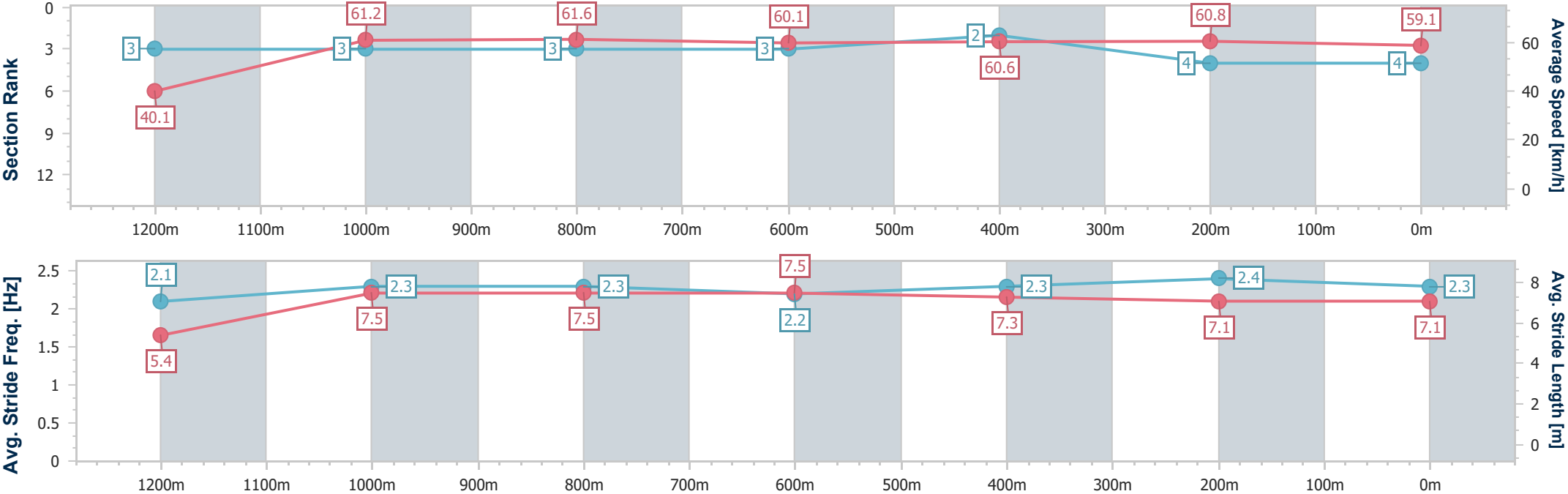
Horse/Jockey Name	Magic Island
Final Rank	4
Fastest Section Time (Section)	0:09.01 (Overall)
Top Speed [km/h] (Section)	61.9 (1000m)
Race State	Finished



ToowoombaProfessional  
Race 2: VISION HEALTH BENCHMARK 62 Handicap - 1300m  
30 August 2025 - 17:15  
Track Rating: Good 4, Weather: Fine, Rail Position: +1.5m Entire



Section	Overall	1200m	1000m	800m	600m	400m	200m						
Section Times	1:20.71 [4] (0:09.01)	1:11.70 [3] (0:11.79)	0:59.91 [3] (0:11.82)	0:48.09 [3] (0:12.02)	0:36.07 [3] (0:12.00)	0:24.07 [2] (0:11.89)	0:12.18 [4] (0:12.18)						
Average Speed [km/h]	40.1	61.2	61.6	60.1	60.6	60.8	59.1						
Top Speed [km/h]	58.8	61.9	61.9	61.4	61.8	61.9	60.3						
Avg. Dist. to Rail [m]	7.0	3.1	2.8	1.9	2.0	0.7	0.5						
Avg. Stride Freq. [Hz]	2.1	2.3	2.3	2.2	2.3	2.4	2.3						
Avg. Stride Length [m]	5.4	7.5	7.5	7.5	7.3	7.1	7.1						





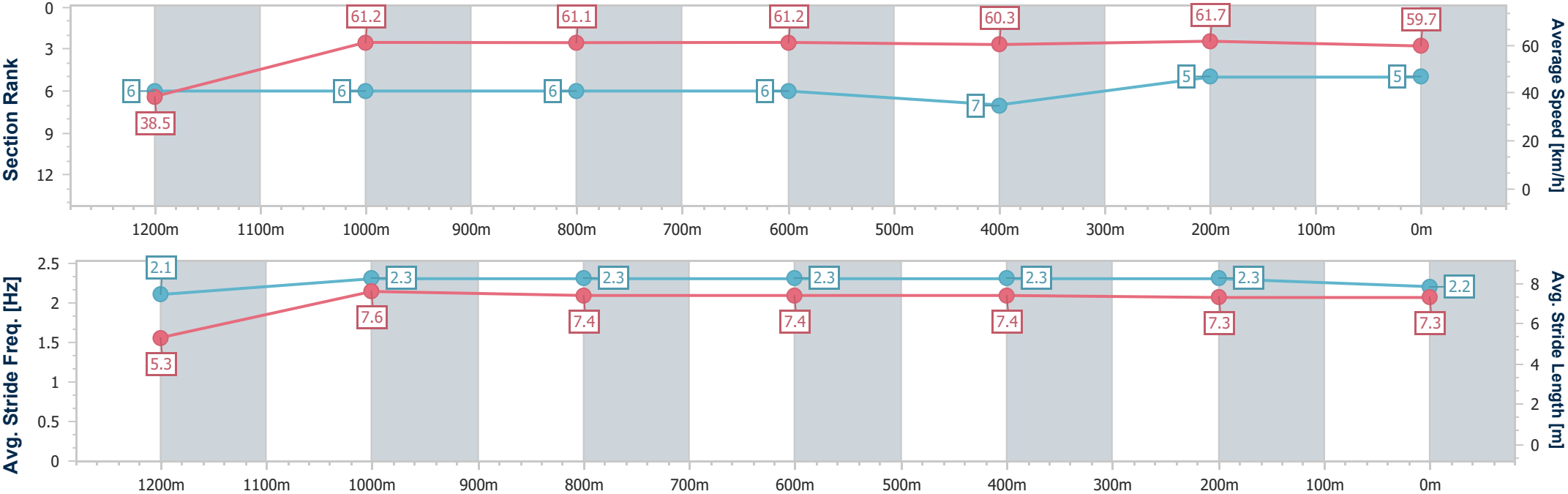
Horse/Jockey Name	Grey Northern
Final Rank	5
Fastest Section Time (Section)	0:09.35 (Overall)
Top Speed [km/h] (Section)	63.0 (400m)
Race State	Finished



ToowoombaProfessional  
Race 2: VISION HEALTH BENCHMARK 62 Handicap - 1300m  
30 August 2025 - 17:15  
Track Rating: Good 4, Weather: Fine, Rail Position: +1.5m Entire



Section	Overall	1200m	1000m	800m	600m	400m	200m						
Section Times	1:20.74 [5] (0:09.35)	1:11.39 [6] (0:11.82)	0:59.57 [6] (0:11.86)	0:47.71 [6] (0:11.86)	0:35.85 [6] (0:12.06)	0:23.79 [7] (0:11.75)	0:12.04 [5] (0:12.04)						
Average Speed [km/h]	38.5	61.2	61.1	61.2	60.3	61.7	59.7						
Top Speed [km/h]	59.9	61.6	61.5	62.0	61.3	63.0	60.4						
Avg. Dist. to Rail [m]	8.5	2.9	2.8	1.8	2.4	2.2	3.0						
Avg. Stride Freq. [Hz]	2.1	2.3	2.3	2.3	2.3	2.3	2.2						
Avg. Stride Length [m]	5.3	7.6	7.4	7.4	7.4	7.3	7.3						





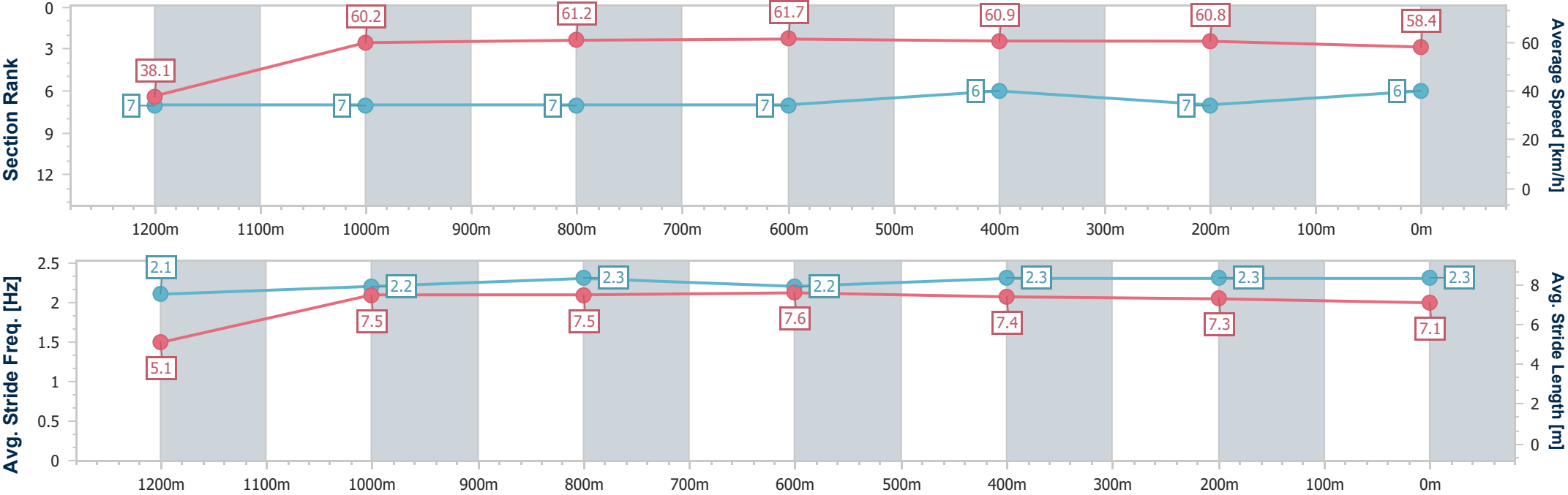
Horse/Jockey Name	Besiege
Final Rank	6
Fastest Section Time (Section)	0:09.44 (Overall)
Top Speed [km/h] (Section)	62.7 (800m)
Race State	Finished



ToowoombaProfessional  
Race 2: VISION HEALTH BENCHMARK 62 Handicap - 1300m  
30 August 2025 - 17:15  
Track Rating: Good 4, Weather: Fine, Rail Position: +1.5m Entire



Section	Overall	1200m	1000m	800m	600m	400m	200m						
Section Times	1:21.19 [6] (0:09.44)	1:11.75 [7] (0:12.02)	0:59.73 [7] (0:11.80)	0:47.93 [7] (0:11.71)	0:36.22 [7] (0:11.96)	0:24.26 [6] (0:11.99)	0:12.27 [7] (0:12.27)						
Average Speed [km/h]	38.1	60.2	61.2	61.7	60.9	60.8	58.4						
Top Speed [km/h]	58.1	61.4	62.0	62.7	61.5	61.5	59.9						
Avg. Dist. to Rail [m]	9.6	2.7	1.3	1.7	2.5	3.6	3.9						
Avg. Stride Freq. [Hz]	2.1	2.2	2.3	2.2	2.3	2.3	2.3						
Avg. Stride Length [m]	5.1	7.5	7.5	7.6	7.4	7.3	7.1						





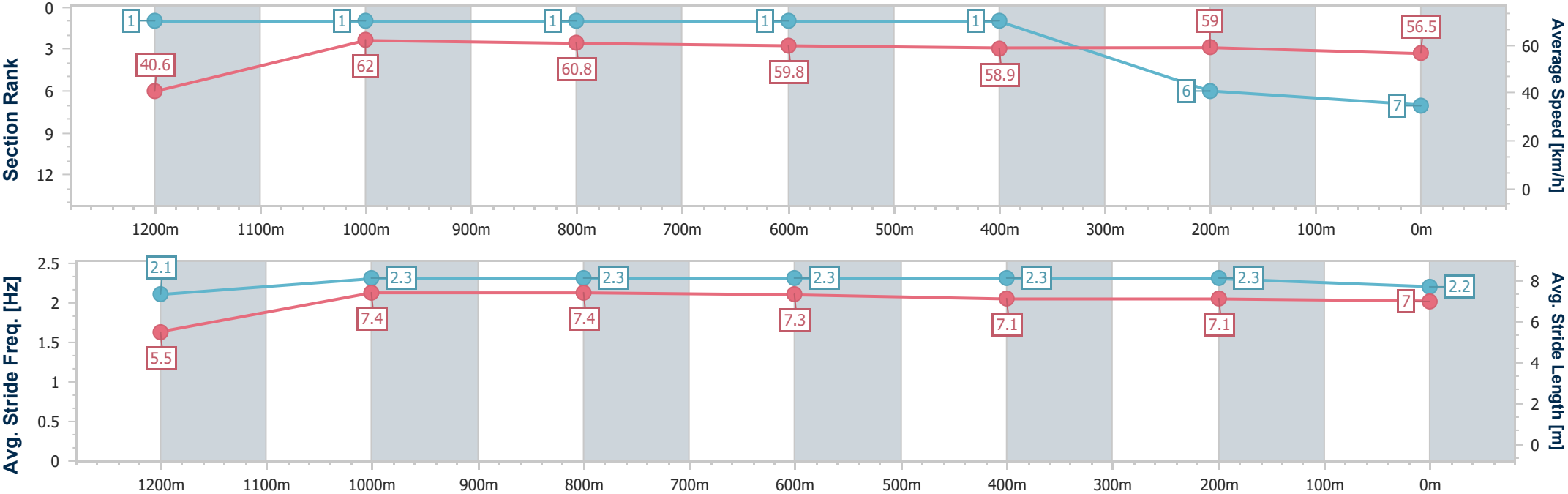
Horse/Jockey Name	Kamariya
Final Rank	7
Fastest Section Time (Section)	0:08.85 (Overall)
Top Speed [km/h] (Section)	62.8 (1200m)
Race State	Finished



ToowoombaProfessional  
Race 2: VISION HEALTH BENCHMARK 62 Handicap - 1300m  
30 August 2025 - 17:15  
Track Rating: Good 4, Weather: Fine, Rail Position: +1.5m Entire



Section	Overall	1200m	1000m	800m	600m	400m	200m						
Section Times	1:21.54 [7] (0:08.85)	1:12.69 [1] (0:11.64)	1:01.05 [1] (0:11.92)	0:49.13 [1] (0:12.02)	0:37.11 [1] (0:12.21)	0:24.90 [1] (0:12.12)	0:12.78 [6] (0:12.78)						
Average Speed [km/h]	40.6	62.0	60.8	59.8	58.9	59.0	56.5						
Top Speed [km/h]	60.2	62.8	61.8	60.6	59.9	59.8	58.5						
Avg. Dist. to Rail [m]	5.3	2.3	1.6	0.3	0.4	1.0	0.7						
Avg. Stride Freq. [Hz]	2.1	2.3	2.3	2.3	2.3	2.3	2.2						
Avg. Stride Length [m]	5.5	7.4	7.4	7.3	7.1	7.1	7.0						





# Toowoomba Professional

## Race 3: TOTAL WELLNESS MASSAGE Class 1 Plate - 1000m

30 August 2025 - 17:55



Track Rating: Good 4, Weather: Fine, Rail Position: +1.5m Entire

Section						Overall	800m	600m	400m	200m	Last 600m			
Field Times						1:01.05 (0:14.08)	0:46.97 (0:10.71)	0:36.26 (0:11.32)	0:24.94 (0:11.91)	0:13.03 (0:13.03)	0:36.26			
Rank	TAB	Horse/Jockey	Barrier	Top Speed [km/h]	Fastest Section							Margin		
1	11	SWEET HESITATION	2	70.1	0:10.71	1:01.05 [1]	0:46.97 [1]	0:36.26 [1]	0:24.94 [1]	0:13.03 [1]	1:01.05	0:36.26		
		Les Tilley		Overall	800m	(0:14.08)	(0:10.71)	(0:11.32)	(0:11.91)	(0:13.03)				
2	5	TOUTE SWEET	6	68.1	0:11.03	1:01.75 [2]	0:47.48 [4]	0:36.45 [6]	0:24.87 [5]	0:12.74 [3]	4.09L	0:36.45 +7		
		Chelsea Baker		Overall	800m	(0:14.27)	(0:11.03)	(0:11.58)	(0:12.13)	(0:12.74)				
3	10	WISE CHOICE	5	68.8	0:10.74	1:01.83 [3]	0:47.50 [6]	0:36.76 [4]	0:25.01 [3]	0:12.78 [4]	4.57L	0:36.76 +9		
		Chloe Lowe		800m	800m	(0:14.33)	(0:10.74)	(0:11.75)	(0:12.23)	(0:12.78)				
4	6	VIACONI	3	69.1	0:10.72	1:02.00 [4]	0:47.76 [3]	0:37.04 [2]	0:25.48 [2]	0:13.21 [2]	5.55L	0:37.04 +4		
		Matthew Palmer		800m	800m	(0:14.24)	(0:10.72)	(0:11.56)	(0:12.27)	(0:13.21)				
5	1	MUSSEL LINES	1	64.2	0:11.46	1:02.10 [5]	0:47.33 [7]	0:35.87 [7]	0:24.13 [7]	0:12.23 [6]	6.18L	0:35.87 +0		
		Paul Hamblin		800m	800m	(0:14.77)	(0:11.46)	(0:11.74)	(0:11.90)	(0:12.23)				
6	4	THE GREY	4	69.5	0:10.70	1:03.21 [6]	0:48.91 [5]	0:38.21 [3]	0:26.36 [4]	0:13.62 [5]	12.67L	0:38.21 +4		
		Jade Metcalfe		800m	800m	(0:14.30)	(0:10.70)	(0:11.85)	(0:12.74)	(0:13.62)				
7	2	MY SICADA	7	68.7	0:10.87	1:06.65 [7]	0:52.43 [2]	0:41.56 [5]	0:29.60 [6]	0:16.31 [7]	32.91L	0:41.56 +12		
		Jake Molloy		Overall	800m	(0:14.22)	(0:10.87)	(0:11.96)	(0:13.29)	(0:16.31)				

Scratched: Red Toffee (#3), Aye Eye Boom (#7), Charlotte's Here (#8), Heavenly Az (#9)



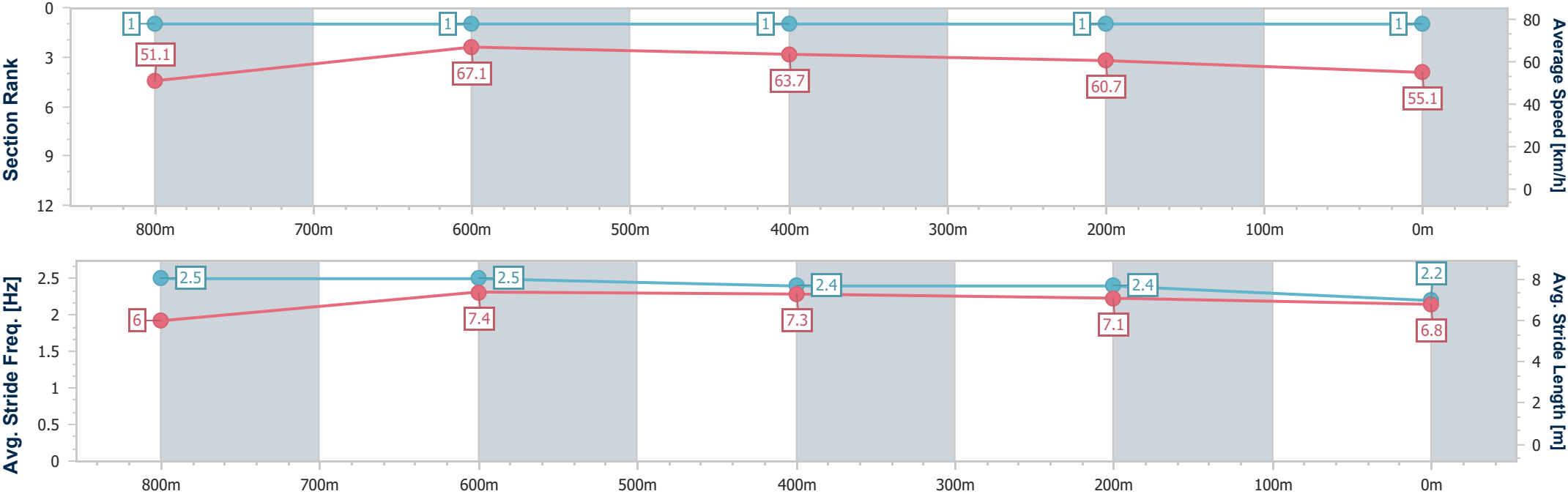
Horse/Jockey Name	Sweet Hesitation
Final Rank	1
Fastest Section Time (Section)	0:10.71 (800m)
Top Speed [km/h] (Section)	70.1 (Overall)
Race State	Finished



ToowoombaProfessional  
Race 3: TOTAL WELLNESS MASSAGE Class 1 Plate - 1000m  
30 August 2025 - 17:55  
Track Rating: Good 4, Weather: Fine, Rail Position: +1.5m Entire



Section	Overall	800m	600m	400m	200m															
Section Times	1:01.05 [1] (0:14.08)	0:46.97 [1] (0:10.71)	0:36.26 [1] (0:11.32)	0:24.94 [1] (0:11.91)	0:13.03 [1] (0:13.03)															
Average Speed [km/h]	51.1	67.1	63.7	60.7	55.1															
Top Speed [km/h]	70.1	70.0	66.2	62.4	58.1															
Avg. Dist. to Rail [m]	1.8	0.5	0.8	0.3	0.5															
Avg. Stride Freq. [Hz]	2.5	2.5	2.4	2.4	2.2															
Avg. Stride Length [m]	6.0	7.4	7.3	7.1	6.8															







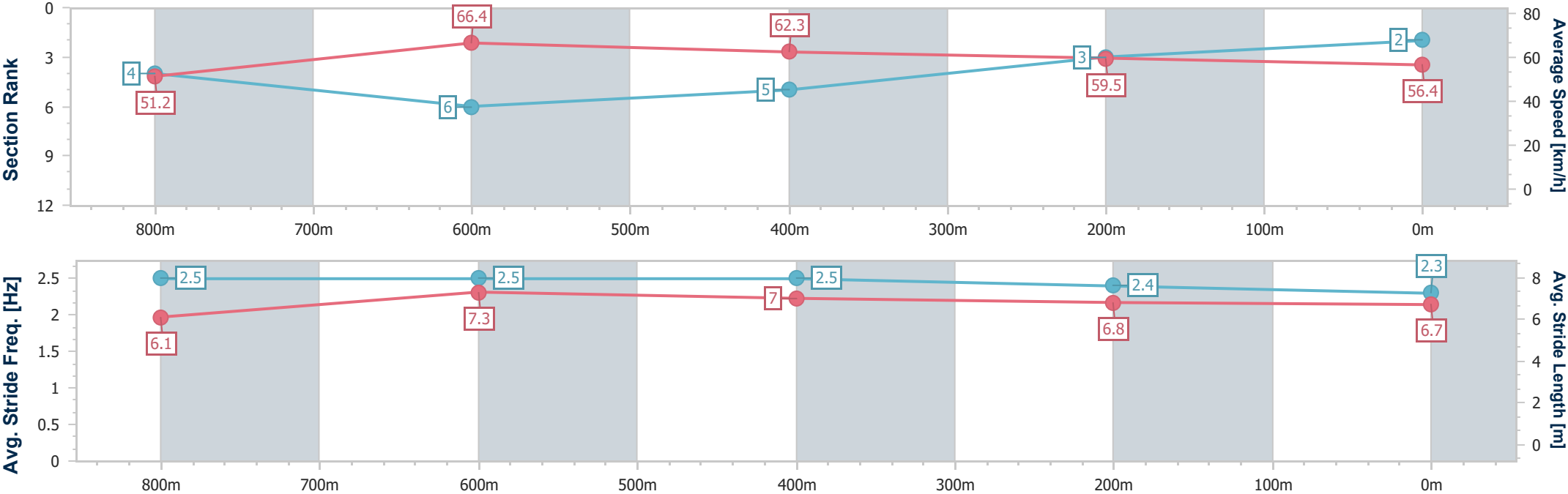
Horse/Jockey Name	Toute Sweet
Final Rank	2
Fastest Section Time (Section)	0:11.03 (800m)
Top Speed [km/h] (Section)	68.1 (Overall)
Race State	Finished



ToowoombaProfessional  
Race 3: TOTAL WELLNESS MASSAGE Class 1 Plate - 1000m  
30 August 2025 - 17:55  
Track Rating: Good 4, Weather: Fine, Rail Position: +1.5m Entire



Section	Overall	800m	600m	400m	200m															
Section Times	1:01.75 [2] (0:14.27)	0:47.48 [4] (0:11.03)	0:36.45 [6] (0:11.58)	0:24.87 [5] (0:12.13)	0:12.74 [3] (0:12.74)															
Average Speed [km/h]	51.2	66.4	62.3	59.5	56.4															
Top Speed [km/h]	68.1	67.4	65.6	60.2	57.9															
Avg. Dist. to Rail [m]	6.9	3.9	0.9	0.5	0.6															
Avg. Stride Freq. [Hz]	2.5	2.5	2.5	2.4	2.3															
Avg. Stride Length [m]	6.1	7.3	7.0	6.8	6.7															





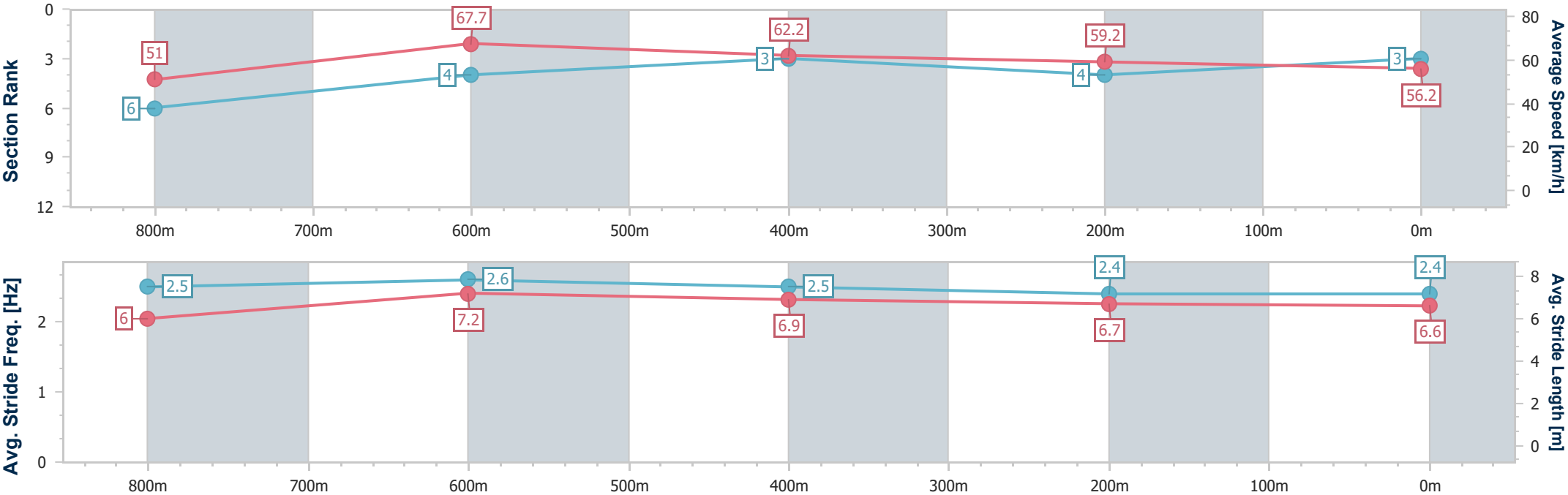
Horse/Jockey Name	Wise Choice
Final Rank	3
Fastest Section Time (Section)	0:10.74 (800m)
Top Speed [km/h] (Section)	68.8 (800m)
Race State	Finished



ToowoombaProfessional  
Race 3: TOTAL WELLNESS MASSAGE Class 1 Plate - 1000m  
30 August 2025 - 17:55  
Track Rating: Good 4, Weather: Fine, Rail Position: +1.5m Entire



Section	Overall	800m	600m	400m	200m															
Section Times	1:01.83 [3] (0:14.33)	0:47.50 [6] (0:10.74)	0:36.76 [4] (0:11.75)	0:25.01 [3] (0:12.23)	0:12.78 [4] (0:12.78)															
Average Speed [km/h]	51.0	67.7	62.2	59.2	56.2															
Top Speed [km/h]	68.4	68.8	64.6	60.5	58.6															
Avg. Dist. to Rail [m]	6.6	3.7	3.5	1.2	2.4															
Avg. Stride Freq. [Hz]	2.5	2.6	2.5	2.4	2.4															
Avg. Stride Length [m]	6.0	7.2	6.9	6.7	6.6															





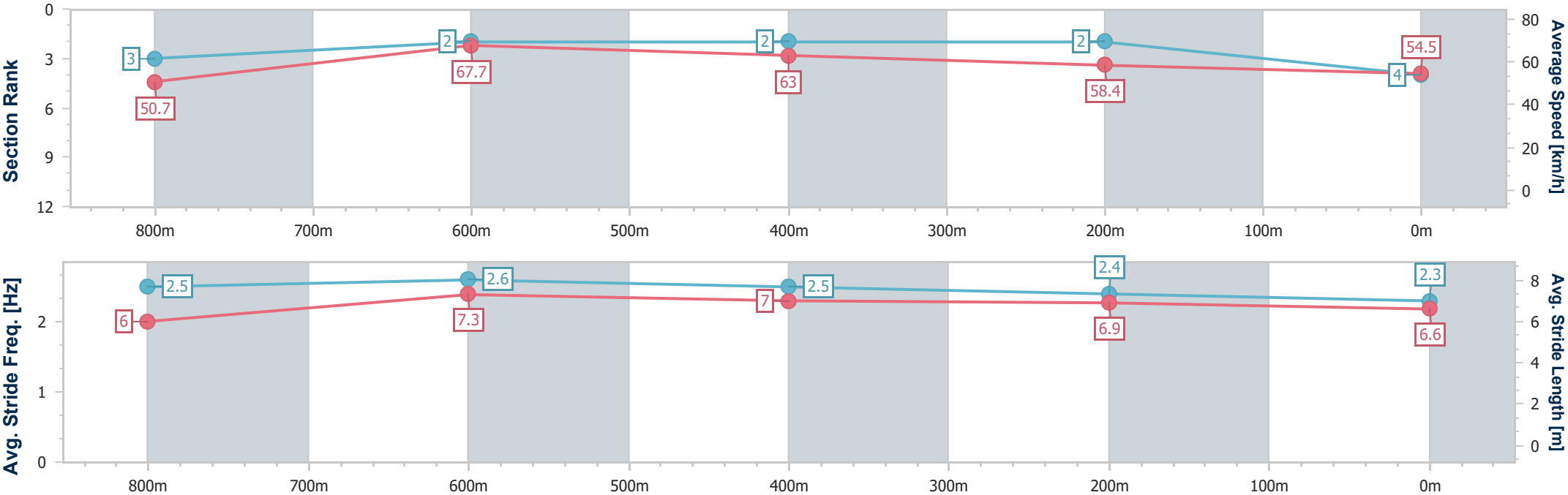
Horse/Jockey Name	Viaconi
Final Rank	4
Fastest Section Time (Section)	0:10.72 (800m)
Top Speed [km/h] (Section)	69.1 (800m)
Race State	Finished



ToowoombaProfessional  
Race 3: TOTAL WELLNESS MASSAGE Class 1 Plate - 1000m  
30 August 2025 - 17:55  
Track Rating: Good 4, Weather: Fine, Rail Position: +1.5m Entire



Section	Overall	800m	600m	400m	200m															
Section Times	1:02.00 [4] (0:14.24)	0:47.76 [3] (0:10.72)	0:37.04 [2] (0:11.56)	0:25.48 [2] (0:12.27)	0:13.21 [2] (0:13.21)															
Average Speed [km/h]	50.7	67.7	63.0	58.4	54.5															
Top Speed [km/h]	69.1	69.1	65.4	60.7	56.5															
Avg. Dist. to Rail [m]	4.1	2.4	1.9	0.6	1.4															
Avg. Stride Freq. [Hz]	2.5	2.6	2.5	2.4	2.3															
Avg. Stride Length [m]	6.0	7.3	7.0	6.9	6.6															





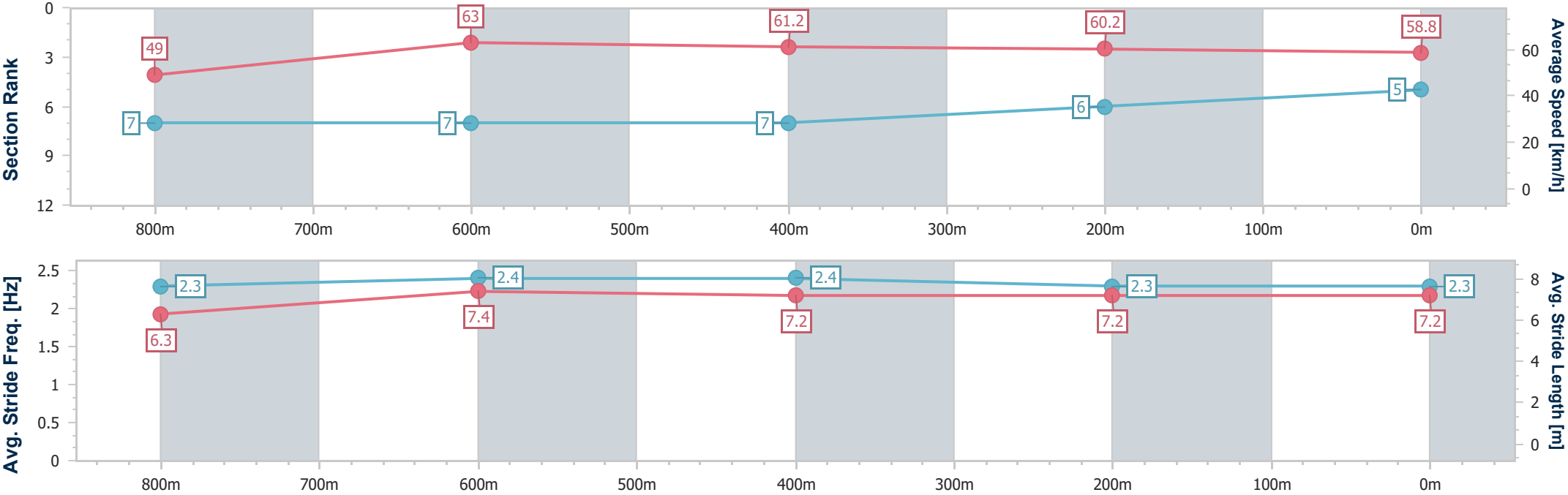
Horse/Jockey Name	Mussel Lines
Final Rank	5
Fastest Section Time (Section)	0:11.46 (800m)
Top Speed [km/h] (Section)	64.2 (800m)
Race State	Finished



ToowoombaProfessional  
Race 3: TOTAL WELLNESS MASSAGE Class 1 Plate - 1000m  
30 August 2025 - 17:55  
Track Rating: Good 4, Weather: Fine, Rail Position: +1.5m Entire



Section	Overall	800m	600m	400m	200m										
Section Times	1:02.10 [5] (0:14.77)	0:47.33 [7] (0:11.46)	0:35.87 [7] (0:11.74)	0:24.13 [7] (0:11.90)	0:12.23 [6] (0:12.23)										
Average Speed [km/h]	49.0	63.0	61.2	60.2	58.8										
Top Speed [km/h]	64.2	64.2	63.2	61.0	59.5										
Avg. Dist. to Rail [m]	3.0	0.9	0.7	1.3	0.9										
Avg. Stride Freq. [Hz]	2.3	2.4	2.4	2.3	2.3										
Avg. Stride Length [m]	6.3	7.4	7.2	7.2	7.2										





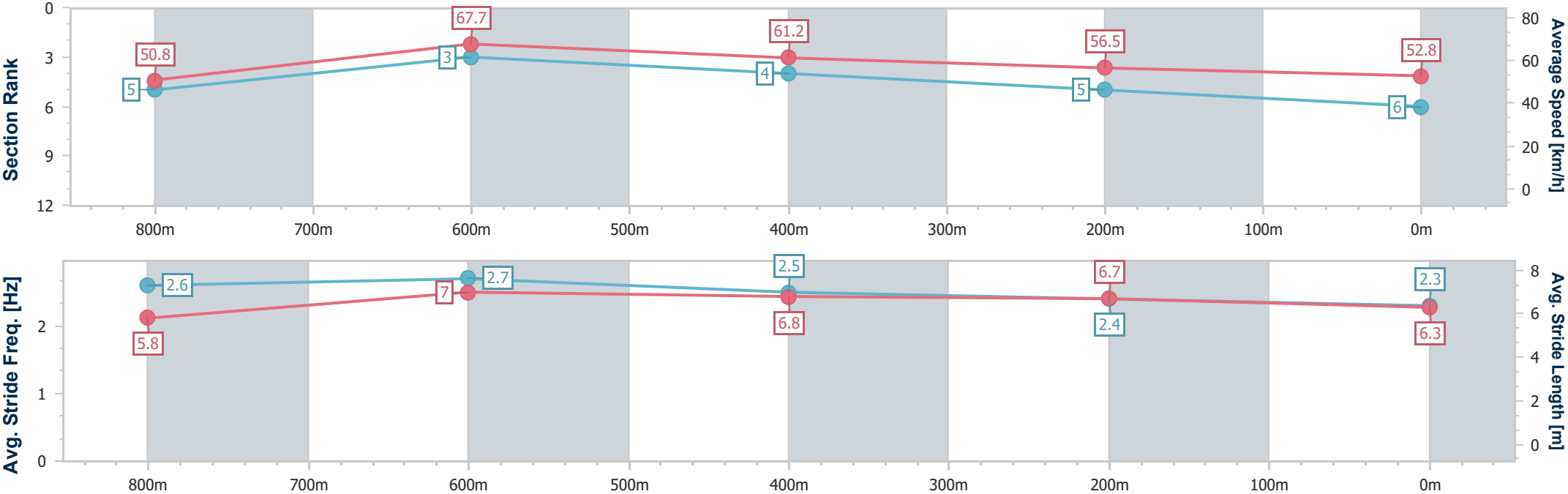
Horse/Jockey Name	The Grey
Final Rank	6
Fastest Section Time (Section)	0:10.70 (800m)
Top Speed [km/h] (Section)	69.5 (800m)
Race State	Finished



ToowoombaProfessional  
Race 3: TOTAL WELLNESS MASSAGE Class 1 Plate - 1000m  
30 August 2025 - 17:55  
Track Rating: Good 4, Weather: Fine, Rail Position: +1.5m Entire



Section	Overall	800m	600m	400m	200m															
Section Times	1:03.21 [6] (0:14.30)	0:48.91 [5] (0:10.70)	0:38.21 [3] (0:11.85)	0:26.36 [4] (0:12.74)	0:13.62 [5] (0:13.62)															
Average Speed [km/h]	50.8	67.7	61.2	56.5	52.8															
Top Speed [km/h]	68.8	69.5	65.6	58.5	55.4															
Avg. Dist. to Rail [m]	5.4	1.8	1.4	0.5	0.7															
Avg. Stride Freq. [Hz]	2.6	2.7	2.5	2.4	2.3															
Avg. Stride Length [m]	5.8	7.0	6.8	6.7	6.3															





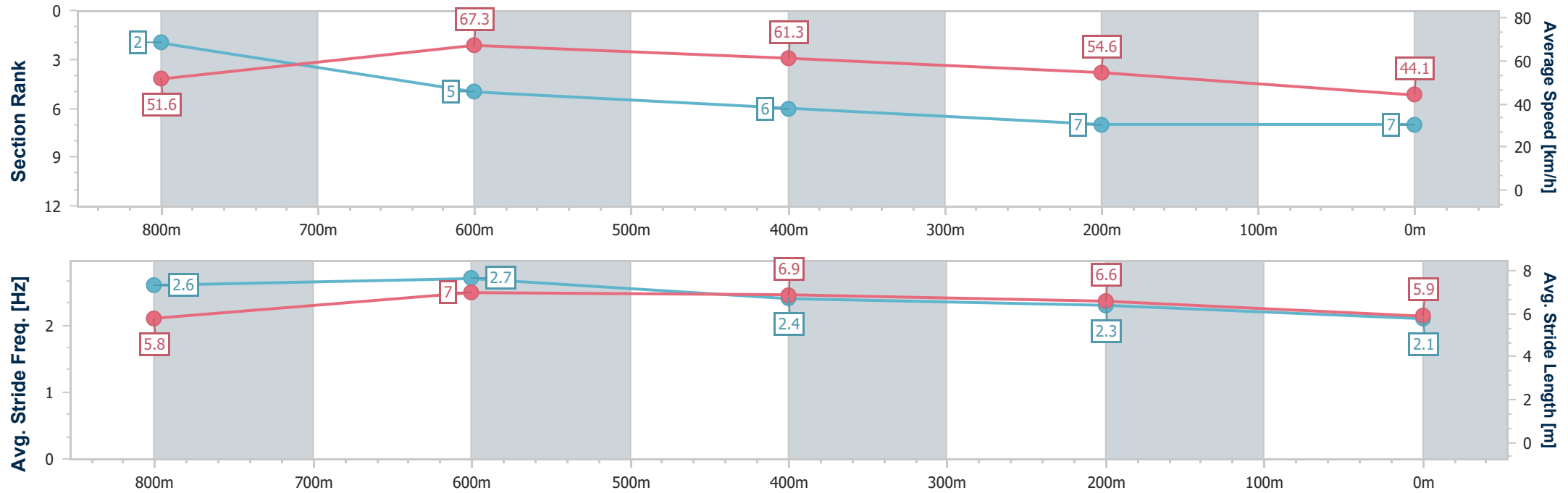
Horse/Jockey Name	My Sicada
Final Rank	7
Fastest Section Time (Section)	0:10.87 (800m)
Top Speed [km/h] (Section)	68.7 (Overall)
Race State	Finished



ToowoombaProfessional  
Race 3: TOTAL WELLNESS MASSAGE Class 1 Plate - 1000m  
30 August 2025 - 17:55  
Track Rating: Good 4, Weather: Fine, Rail Position: +1.5m Entire



Section	Overall	800m	600m	400m	200m															
Section Times	1:06.65 [7] (0:14.22)	0:52.43 [2] (0:10.87)	0:41.56 [5] (0:11.96)	0:29.60 [6] (0:13.29)	0:16.31 [7] (0:16.31)															
Average Speed [km/h]	51.6	67.3	61.3	54.6	44.1															
Top Speed [km/h]	68.7	68.6	66.3	57.6	51.7															
Avg. Dist. to Rail [m]	8.2	4.6	3.8	2.5	4.5															
Avg. Stride Freq. [Hz]	2.6	2.7	2.4	2.3	2.1															
Avg. Stride Length [m]	5.8	7.0	6.9	6.6	5.9															





Toowoomba Professional  
Race 4: LOCALSEARCH BENCHMARK 62 Handicap - 1625m  
30 August 2025 - 18:28



Track Rating: Good 4, Weather: Fine, Rail Position: +1.5m Entire

Section						Overall	1400m	1200m	1000m	800m	600m	400m	Last 600m		
Field Times						1:40.36 (0:15.17)	1:25.19 (0:11.01)	1:14.18 (0:12.23)	1:01.95 (0:12.63)	0:49.32 (0:12.23)	0:37.09 (0:12.09)	0:25.00 (0:12.42)	0:37.09		
Rank	TAB	Horse/Jockey	Barrier	Top Speed [km/h]	Fastest Section									Distance Travelled [m]	
1	6	MISS MOZAMBIQUE	6	67.6	0:11.10	1:40.36 [1]	1:24.40 [5]	1:13.30 [5]	1:01.45 [5]	0:49.00 [3]	0:36.65 [5]	0:24.45 [4]	0:36.65		
		Les Tilley		1400m	1400m	(0:15.96)	(0:11.10)	(0:11.85)	(0:12.45)	(0:12.35)	(0:12.20)	(0:12.18)			
2	5	RINGER'S REWARD	5	68.3	0:11.07	1:40.39 [2]	1:24.66 [3]	1:13.59 [3]	1:01.61 [3]	0:49.02 [4]	0:36.81 [3]	0:24.72 [3]	0:36.81 +0		
		Kelsey Lenton		1400m	1400m	(0:15.73)	(0:11.07)	(0:11.98)	(0:12.59)	(0:12.21)	(0:12.09)	(0:12.12)			
3	8	DANNY'S BOY	7	69.2	0:11.25	1:40.46 [3]	1:25.06 [2]	1:13.81 [2]	1:01.83 [2]	0:49.40 [2]	0:37.07 [2]	0:24.88 [2]	0:37.07 +2		
		Hannah Richardson		Overall	1400m	(0:15.40)	(0:11.25)	(0:11.98)	(0:12.43)	(0:12.33)	(0:12.19)	(0:12.20)			
4	1	RUMBLING AWAY	8	71.6	0:11.01	1:40.79 [4]	1:25.62 [1]	1:14.61 [1]	1:02.38 [1]	0:49.75 [1]	0:37.52 [1]	0:25.43 [1]	0:37.52 -5		
		Chloe Lowe		Overall	1400m	(0:15.17)	(0:11.01)	(0:12.23)	(0:12.63)	(0:12.23)	(0:12.09)	(0:12.44)			
5	2	BOVIDAE	2	66.5	0:11.14	1:41.01 [5]	1:25.21 [4]	1:14.07 [4]	1:02.11 [4]	0:49.57 [5]	0:37.31 [4]	0:25.08 [5]	0:37.31 -9		
		Jackson Murphy		Overall	1400m	(0:15.80)	(0:11.14)	(0:11.96)	(0:12.54)	(0:12.26)	(0:12.23)	(0:12.28)			
6	7	LOVE 'N' ROCKETS	1	64.7	0:11.30	1:41.12 [6]	1:25.12 [6]	1:13.82 [6]	1:01.86 [7]	0:49.38 [7]	0:37.06 [7]	0:24.82 [7]	0:37.06 -9		
		Chelsea Baker		Overall	1400m	(0:16.00)	(0:11.30)	(0:11.96)	(0:12.48)	(0:12.32)	(0:12.24)	(0:12.35)			
7	10	SLIPSTREAMING	3	66.4	0:11.14	1:41.39 [7]	1:24.91 [7]	1:13.77 [8]	1:02.06 [8]	0:49.58 [8]	0:37.08 [8]	0:24.85 [8]	0:37.08 -1		
		Michael Schrapel		1400m	1400m	(0:16.48)	(0:11.14)	(0:11.71)	(0:12.48)	(0:12.50)	(0:12.23)	(0:12.31)			
8	3	WEST CORK	4	69.7	0:10.77	1:42.57 [8]	1:25.76 [8]	1:14.99 [7]	1:03.51 [6]	0:51.06 [6]	0:38.78 [6]	0:26.52 [6]	0:38.78 +1		
		Chloe Wells		Overall	1400m	(0:16.81)	(0:10.77)	(0:11.48)	(0:12.45)	(0:12.28)	(0:12.26)	(0:12.72)			

Scratched: Better Yet (#4), Ludik (#12), Avoid The Misstres (#13), Seacryption (#9), Tortilla (#11)



Toowoomba Professional  
Race 4: LOCALSEARCH BENCHMARK 62 Handicap - 1625m  
30 August 2025 - 18:28



Track Rating: Good 4, Weather: Fine, Rail Position: +1.5m Entire

Section Field Times				200m 0:12.58 (0:12.58)		Last 600m 0:37.09			
Rank	TAB	Horse/Jockey	Barrier	Top Speed [km/h]	Fastest Section	Margin			Distance Travelled [m]
1	6	MISS MOZAMBIQUE	6	67.6	0:11.10	0:12.27 [4]	1:40.36		0:36.65
		Les Tilley		1400m	1400m	(0:12.27)			
2	5	RINGER'S REWARD	5	68.3	0:11.07	0:12.60 [2]	0.19L		0:36.81 +0
		Kelsey Lenton		1400m	1400m	(0:12.60)			
3	8	DANNY'S BOY	7	69.2	0:11.25	0:12.68 [1]	0.6L		0:37.07 +2
		Hannah Richardson		Overall	1400m	(0:12.68)			
4	1	RUMBLING AWAY	8	71.6	0:11.01	0:12.99 [3]	2.51L		0:37.52 -5
		Chloe Lowe		Overall	1400m	(0:12.99)			
5	2	BOVIDAE	2	66.5	0:11.14	0:12.80 [5]	3.79L		0:37.31 -9
		Jackson Murphy		Overall	1400m	(0:12.80)			
6	7	LOVE 'N' ROCKETS	1	64.7	0:11.30	0:12.47 [6]	4.49L		0:37.06 -9
		Chelsea Baker		Overall	1400m	(0:12.47)			
7	10	SLIPSTREAMING	3	66.4	0:11.14	0:12.54 [8]	6.04L		0:37.08 -1
		Michael Schrapel		1400m	1400m	(0:12.54)			
8	3	WEST CORK	4	69.7	0:10.77	0:13.80 [7]	12.98L		0:38.78 +1
		Chloe Wells		Overall	1400m	(0:13.80)			

Scratched: Better Yet (#4), Ludik (#12), Avoid The Misstres (#13), Seacryption (#9), Tortilla (#11)





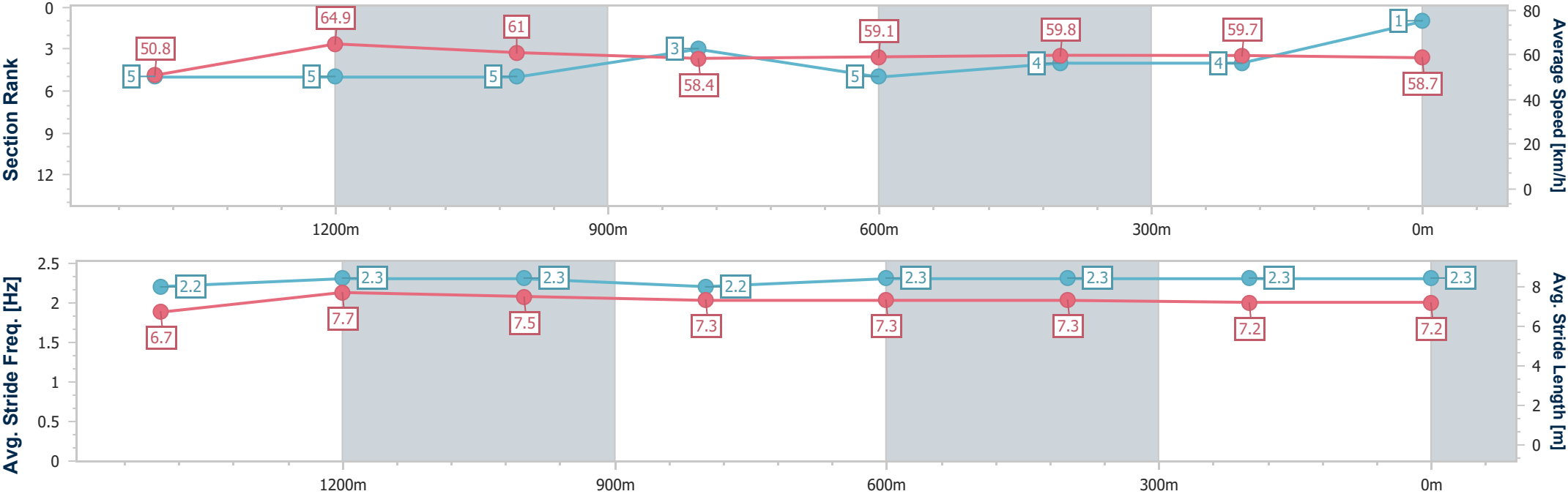
Horse/Jockey Name	Miss Mozambique
Final Rank	1
Fastest Section Time (Section)	0:11.10 (1400m)
Top Speed [km/h] (Section)	67.6 (1400m)
Race State	Finished



ToowoombaProfessional  
Race 4: LOCALSEARCH BENCHMARK 62 Handicap - 1625m  
30 August 2025 - 18:28  
Track Rating: Good 4, Weather: Fine, Rail Position: +1.5m Entire



Section	Overall	1400m	1200m	1000m	800m	600m	400m	200m					
Section Times	1:40.36 [1] (0:15.96)	1:24.40 [5] (0:11.10)	1:13.30 [5] (0:11.85)	1:01.45 [5] (0:12.45)	0:49.00 [3] (0:12.35)	0:36.65 [5] (0:12.20)	0:24.45 [4] (0:12.18)	0:12.27 [4] (0:12.27)					
Average Speed [km/h]	50.8	64.9	61.0	58.4	59.1	59.8	59.7	58.7					
Top Speed [km/h]	67.6	67.6	62.6	59.9	60.7	61.3	60.3	60.3					
Avg. Dist. to Rail [m]	4.2	0.9	2.6	2.4	3.9	2.7	2.0	2.3					
Avg. Stride Freq. [Hz]	2.2	2.3	2.3	2.2	2.3	2.3	2.3	2.3					
Avg. Stride Length [m]	6.7	7.7	7.5	7.3	7.3	7.3	7.2	7.2					



[ ] Ranking at each section and finish  
-.-.- No data available at this section  
NA No data available



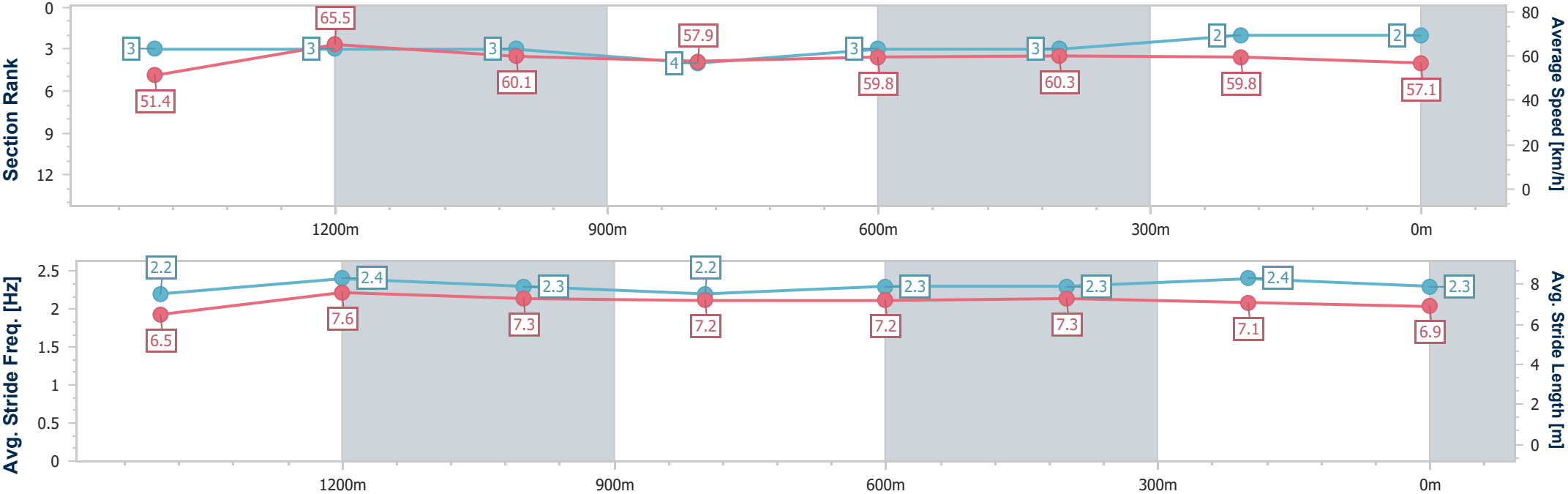
Horse/Jockey Name	Ringer's Reward
Final Rank	2
Fastest Section Time (Section)	0:11.07 (1400m)
Top Speed [km/h] (Section)	68.3 (1400m)
Race State	Finished



ToowoombaProfessional  
Race 4: LOCALSEARCH BENCHMARK 62 Handicap - 1625m  
30 August 2025 - 18:28  
Track Rating: Good 4, Weather: Fine, Rail Position: +1.5m Entire



Section	Overall	1400m	1200m	1000m	800m	600m	400m	200m					
Section Times	1:40.39 [2] (0:15.73)	1:24.66 [3] (0:11.07)	1:13.59 [3] (0:11.98)	1:01.61 [3] (0:12.59)	0:49.02 [4] (0:12.21)	0:36.81 [3] (0:12.09)	0:24.72 [3] (0:12.12)	0:12.60 [2] (0:12.60)					
Average Speed [km/h]	51.4	65.5	60.1	57.9	59.8	60.3	59.8	57.1					
Top Speed [km/h]	68.2	68.3	62.5	59.0	61.2	61.0	60.3	59.1					
Avg. Dist. to Rail [m]	3.1	1.8	2.8	3.0	3.7	2.9	1.2	1.7					
Avg. Stride Freq. [Hz]	2.2	2.4	2.3	2.2	2.3	2.3	2.4	2.3					
Avg. Stride Length [m]	6.5	7.6	7.3	7.2	7.2	7.3	7.1	6.9					





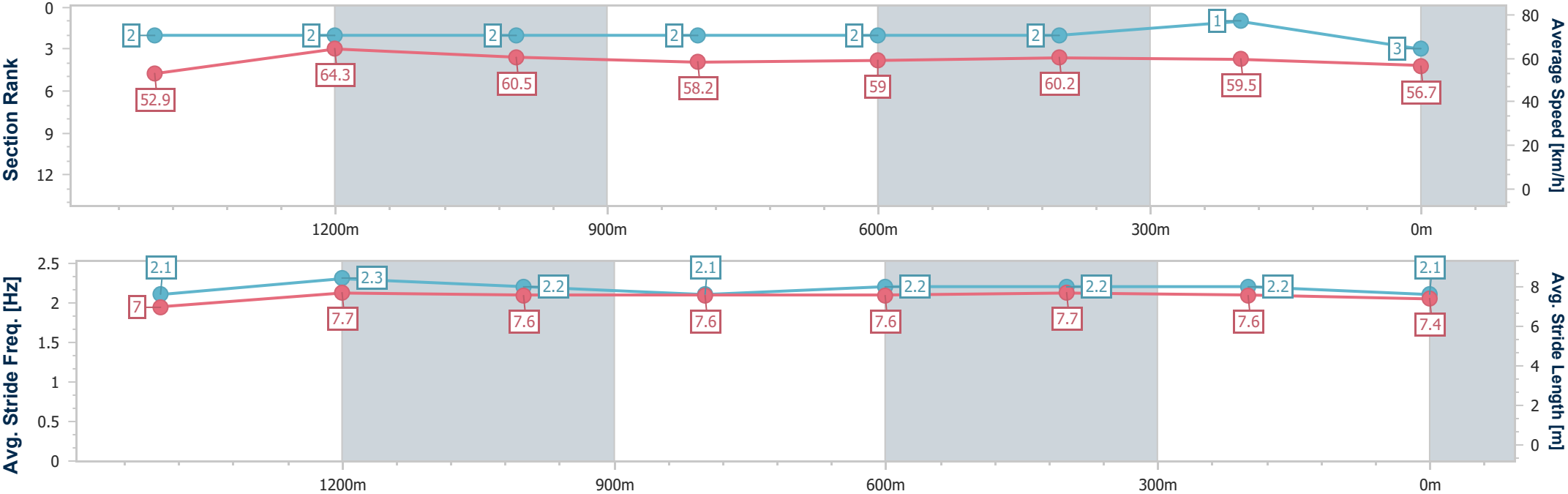
Horse/Jockey Name	Danny's Boy
Final Rank	3
Fastest Section Time (Section)	0:11.25 (1400m)
Top Speed [km/h] (Section)	69.2 (Overall)
Race State	Finished



ToowoombaProfessional  
Race 4: LOCALSEARCH BENCHMARK 62 Handicap - 1625m  
30 August 2025 - 18:28  
Track Rating: Good 4, Weather: Fine, Rail Position: +1.5m Entire



Section	Overall	1400m	1200m	1000m	800m	600m	400m	200m					
Section Times	1:40.46 [3] (0:15.40)	1:25.06 [2] (0:11.25)	1:13.81 [2] (0:11.98)	1:01.83 [2] (0:12.43)	0:49.40 [2] (0:12.33)	0:37.07 [2] (0:12.19)	0:24.88 [2] (0:12.20)	0:12.68 [1] (0:12.68)					
Average Speed [km/h]	52.9	64.3	60.5	58.2	59.0	60.2	59.5	56.7					
Top Speed [km/h]	69.2	67.5	62.9	59.8	61.2	61.1	60.5	58.4					
Avg. Dist. to Rail [m]	5.0	1.7	2.9	2.1	3.7	3.4	2.4	1.9					
Avg. Stride Freq. [Hz]	2.1	2.3	2.2	2.1	2.2	2.2	2.2	2.1					
Avg. Stride Length [m]	7.0	7.7	7.6	7.6	7.6	7.7	7.6	7.4					



[ ] Ranking at each section and finish  
-.-.- No data available at this section  
NA No data available



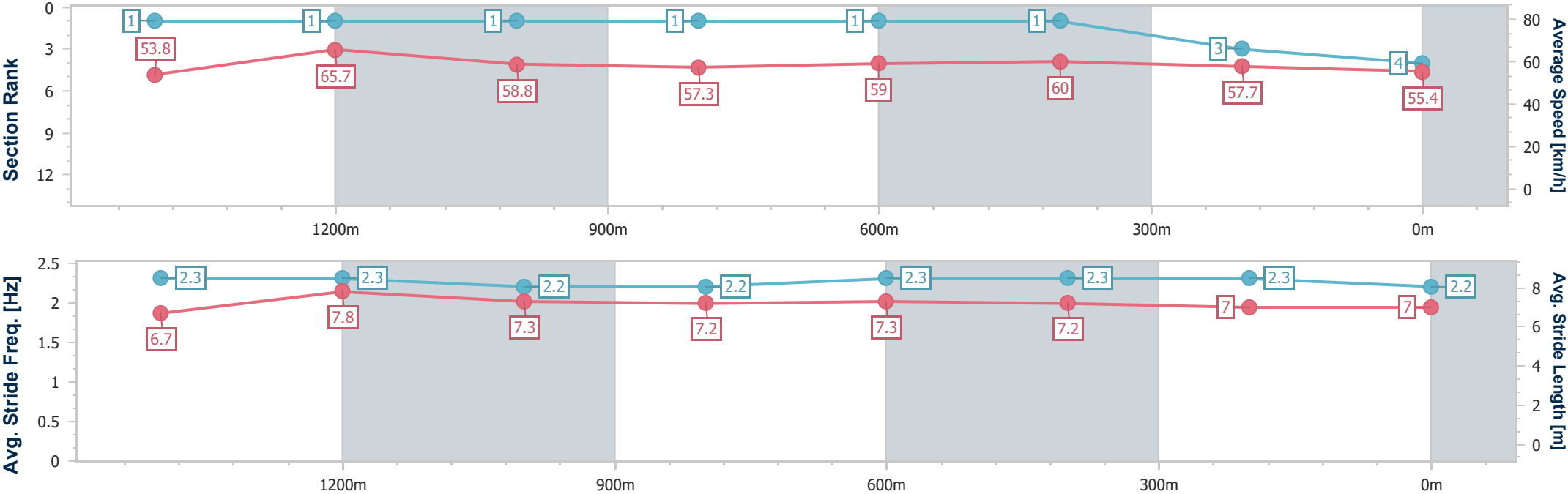
Horse/Jockey Name	Rumbling Away
Final Rank	4
Fastest Section Time (Section)	0:11.01 (1400m)
Top Speed [km/h] (Section)	71.6 (Overall)
Race State	Finished



ToowoombaProfessional  
Race 4: LOCALSEARCH BENCHMARK 62 Handicap - 1625m  
30 August 2025 - 18:28  
Track Rating: Good 4, Weather: Fine, Rail Position: +1.5m Entire



Section	Overall	1400m	1200m	1000m	800m	600m	400m	200m					
Section Times	1:40.79 [4] (0:15.17)	1:25.62 [1] (0:11.01)	1:14.61 [1] (0:12.23)	1:02.38 [1] (0:12.63)	0:49.75 [1] (0:12.23)	0:37.52 [1] (0:12.09)	0:25.43 [1] (0:12.44)	0:12.99 [3] (0:12.99)					
Average Speed [km/h]	53.8	65.7	58.8	57.3	59.0	60.0	57.7	55.4					
Top Speed [km/h]	71.6	71.5	60.6	58.6	61.0	61.5	58.7	57.5					
Avg. Dist. to Rail [m]	7.1	0.5	0.9	0.9	1.9	1.4	1.6	3.4					
Avg. Stride Freq. [Hz]	2.3	2.3	2.2	2.2	2.3	2.3	2.3	2.2					
Avg. Stride Length [m]	6.7	7.8	7.3	7.2	7.3	7.2	7.0	7.0					





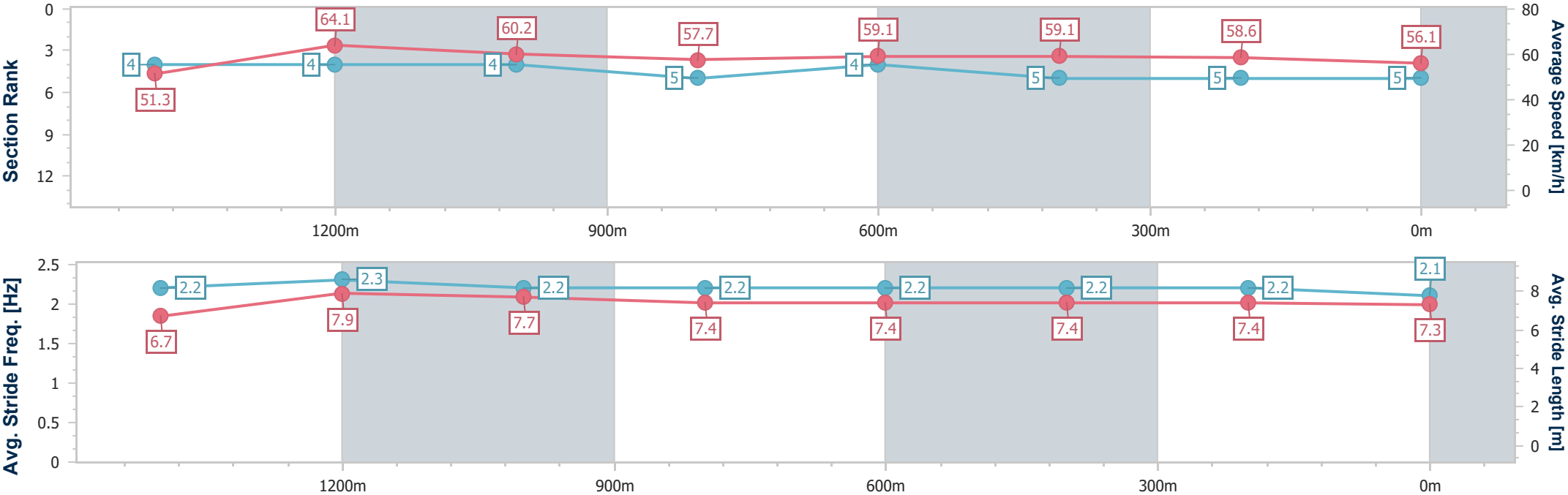
Horse/Jockey Name	Bovidae
Final Rank	5
Fastest Section Time (Section)	0:11.14 (1400m)
Top Speed [km/h] (Section)	66.5 (Overall)
Race State	Finished



ToowoombaProfessional  
Race 4: LOCALSEARCH BENCHMARK 62 Handicap - 1625m  
30 August 2025 - 18:28  
Track Rating: Good 4, Weather: Fine, Rail Position: +1.5m Entire



Section	Overall	1400m	1200m	1000m	800m	600m	400m	200m					
Section Times	1:41.01 [5] (0:15.80)	1:25.21 [4] (0:11.14)	1:14.07 [4] (0:11.96)	1:02.11 [4] (0:12.54)	0:49.57 [5] (0:12.26)	0:37.31 [4] (0:12.23)	0:25.08 [5] (0:12.28)	0:12.80 [5] (0:12.80)					
Average Speed [km/h]	51.3	64.1	60.2	57.7	59.1	59.1	58.6	56.1					
Top Speed [km/h]	66.5	66.4	61.9	58.4	60.3	60.1	59.2	57.5					
Avg. Dist. to Rail [m]	2.5	1.0	0.9	1.4	1.8	0.7	1.2	1.3					
Avg. Stride Freq. [Hz]	2.2	2.3	2.2	2.2	2.2	2.2	2.2	2.1					
Avg. Stride Length [m]	6.7	7.9	7.7	7.4	7.4	7.4	7.4	7.3					





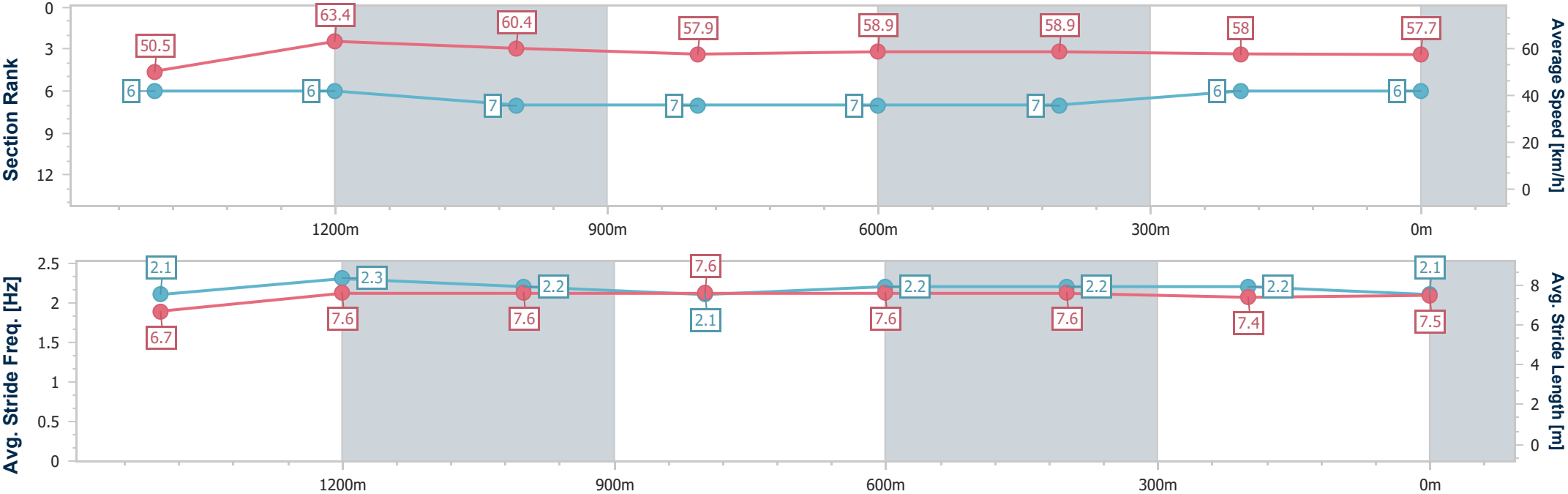
Horse/Jockey Name	Love 'N' Rockets
Final Rank	6
Fastest Section Time (Section)	0:11.30 (1400m)
Top Speed [km/h] (Section)	64.7 (Overall)
Race State	Finished



ToowoombaProfessional  
Race 4: LOCALSEARCH BENCHMARK 62 Handicap - 1625m  
30 August 2025 - 18:28  
Track Rating: Good 4, Weather: Fine, Rail Position: +1.5m Entire



Section	Overall	1400m	1200m	1000m	800m	600m	400m	200m					
Section Times	1:41.12 [6] (0:16.00)	1:25.12 [6] (0:11.30)	1:13.82 [6] (0:11.96)	1:01.86 [7] (0:12.48)	0:49.38 [7] (0:12.32)	0:37.06 [7] (0:12.24)	0:24.82 [7] (0:12.35)	0:12.47 [6] (0:12.47)					
Average Speed [km/h]	50.5	63.4	60.4	57.9	58.9	58.9	58.0	57.7					
Top Speed [km/h]	64.7	64.6	62.2	59.6	60.8	60.8	58.7	58.8					
Avg. Dist. to Rail [m]	2.4	0.8	1.5	1.2	2.6	1.3	1.0	0.7					
Avg. Stride Freq. [Hz]	2.1	2.3	2.2	2.1	2.2	2.2	2.2	2.1					
Avg. Stride Length [m]	6.7	7.6	7.6	7.6	7.6	7.6	7.4	7.5					





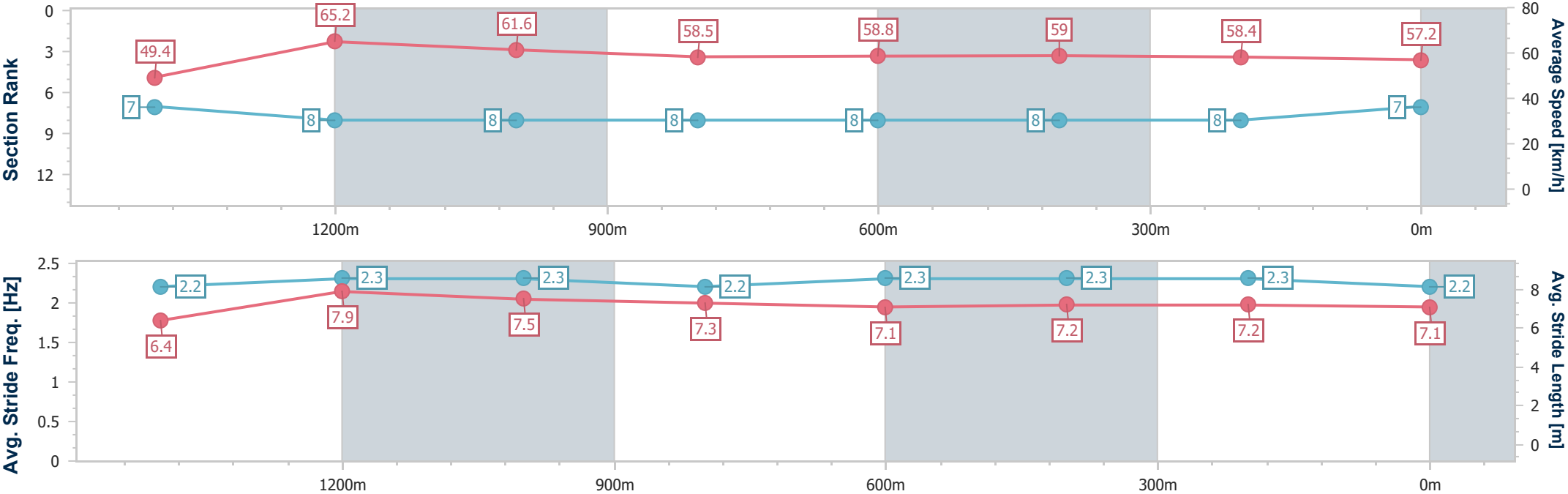
Horse/Jockey Name	Slipstreaming
Final Rank	7
Fastest Section Time (Section)	0:11.14 (1400m)
Top Speed [km/h] (Section)	66.4 (1400m)
Race State	Finished



ToowoombaProfessional  
Race 4: LOCALSEARCH BENCHMARK 62 Handicap - 1625m  
30 August 2025 - 18:28  
Track Rating: Good 4, Weather: Fine, Rail Position: +1.5m Entire



Section	Overall	1400m	1200m	1000m	800m	600m	400m	200m					
Section Times	1:41.39 [7] (0:16.48)	1:24.91 [7] (0:11.14)	1:13.77 [8] (0:11.71)	1:02.06 [8] (0:12.48)	0:49.58 [8] (0:12.50)	0:37.08 [8] (0:12.23)	0:24.85 [8] (0:12.31)	0:12.54 [8] (0:12.54)					
Average Speed [km/h]	49.4	65.2	61.6	58.5	58.8	59.0	58.4	57.2					
Top Speed [km/h]	66.3	66.4	64.3	60.2	59.8	60.2	59.2	58.2					
Avg. Dist. to Rail [m]	6.2	1.3	2.4	2.9	5.8	1.6	1.0	2.5					
Avg. Stride Freq. [Hz]	2.2	2.3	2.3	2.2	2.3	2.3	2.3	2.2					
Avg. Stride Length [m]	6.4	7.9	7.5	7.3	7.1	7.2	7.2	7.1					





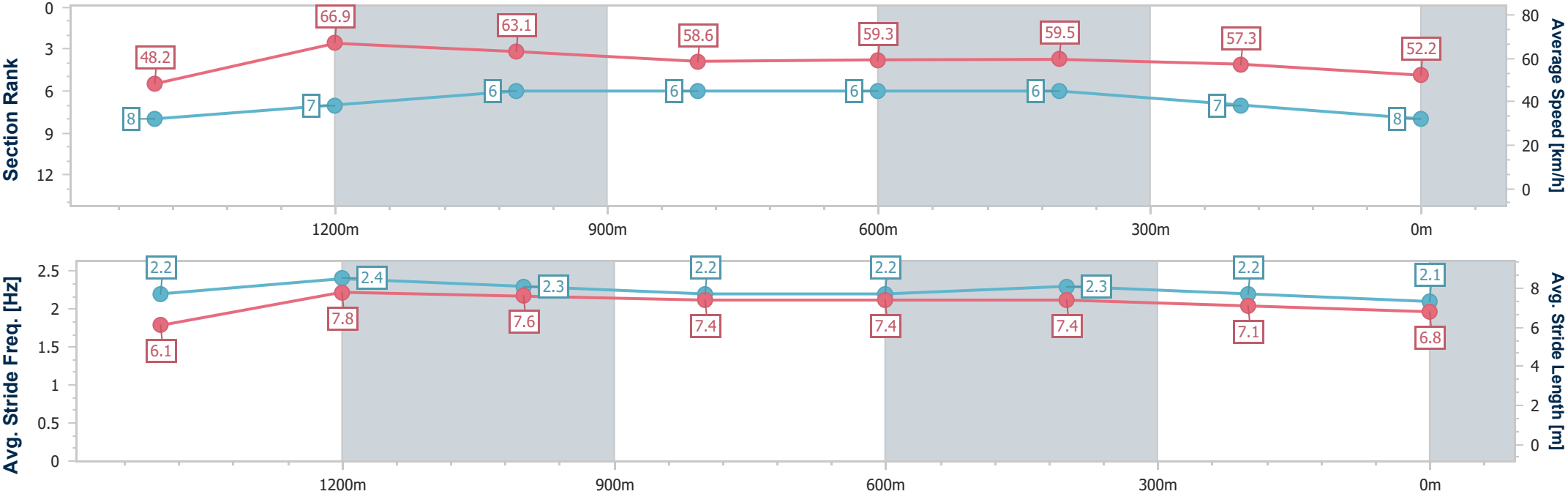
Horse/Jockey Name	West Cork
Final Rank	8
Fastest Section Time (Section)	0:10.77 (1400m)
Top Speed [km/h] (Section)	69.7 (Overall)
Race State	Finished



ToowoombaProfessional  
Race 4: LOCALSEARCH BENCHMARK 62 Handicap - 1625m  
30 August 2025 - 18:28  
Track Rating: Good 4, Weather: Fine, Rail Position: +1.5m Entire



Section	Overall	1400m	1200m	1000m	800m	600m	400m	200m					
Section Times	1:42.57 [8] (0:16.81)	1:25.76 [8] (0:10.77)	1:14.99 [7] (0:11.48)	1:03.51 [6] (0:12.45)	0:51.06 [6] (0:12.28)	0:38.78 [6] (0:12.26)	0:26.52 [6] (0:12.72)	0:13.80 [7] (0:13.80)					
Average Speed [km/h]	48.2	66.9	63.1	58.6	59.3	59.5	57.3	52.2					
Top Speed [km/h]	69.7	69.6	66.8	59.9	60.4	60.9	59.0	56.7					
Avg. Dist. to Rail [m]	3.8	1.3	2.7	3.2	4.1	2.9	3.1	1.9					
Avg. Stride Freq. [Hz]	2.2	2.4	2.3	2.2	2.2	2.3	2.2	2.1					
Avg. Stride Length [m]	6.1	7.8	7.6	7.4	7.4	7.4	7.1	6.8					







Toowoomba Professional  
Race 5: PROVINCIAL DISTRIBUTORS Maiden Handicap - 1100m  
30 August 2025 - 19:00



Track Rating: Good 4, Weather: Fine, Rail Position: +1.5m Entire

Section						Overall	1000m	800m	600m	400m	200m	Last 600m		
Field Times						1:07.51 (0:08.64)	0:58.87 (0:11.14)	0:47.73 (0:11.44)	0:36.29 (0:11.76)	0:24.53 (0:12.05)	0:12.48 (0:12.48)	0:36.29		
Rank	TAB	Horse/Jockey	Barrier	Top Speed [km/h]	Fastest Section							Margin	Distance Travelled [m]	
1	8	DECORATIVE	9	66.5	0:08.94	1:07.51 [1]	0:58.57 [8]	0:47.28 [7]	0:35.80 [7]	0:24.18 [4]	0:12.26 [3]	1:07.51	0:35.80	
		Les Tilley		1000m	Overall	(0:08.94)	(0:11.29)	(0:11.48)	(0:11.62)	(0:11.92)	(0:12.26)			
2	3	ANXO	1	66.4	0:08.78	1:07.65 [2]	0:58.87 [6]	0:47.82 [2]	0:36.41 [2]	0:24.67 [1]	0:12.62 [1]	0.82L	0:36.41	-11
		Hannah Richardson		1000m	Overall	(0:08.78)	(0:11.05)	(0:11.41)	(0:11.74)	(0:12.05)	(0:12.62)			
3	6	FUTURE SOLDIER	4	66.5	0:08.76	1:07.68 [3]	0:58.92 [4]	0:47.90 [1]	0:36.46 [1]	0:24.58 [2]	0:12.53 [2]	0.99L	0:36.46	-2
		Kelsey Lenton		1000m	Overall	(0:08.76)	(0:11.02)	(0:11.44)	(0:11.88)	(0:12.05)	(0:12.53)			
4	2	SKELDERGATE	3	64.7	0:09.24	1:07.79 [4]	0:58.55 [9]	0:47.03 [9]	0:35.60 [9]	0:24.06 [8]	0:12.08 [7]	1.65L	0:35.60	-4
		Jackson Murphy		1000m	Overall	(0:09.24)	(0:11.52)	(0:11.43)	(0:11.54)	(0:11.98)	(0:12.08)			
5	4	HE DA BOSS	6	65.3	0:08.70	1:07.97 [5]	0:59.27 [3]	0:47.86 [6]	0:36.39 [6]	0:24.51 [7]	0:12.38 [6]	2.68L	0:36.39	-5
		Jake Molloy		1000m	Overall	(0:08.70)	(0:11.41)	(0:11.47)	(0:11.88)	(0:12.13)	(0:12.38)			
6	11	ITALIAN GIRL	5	68.1	0:08.77	1:07.98 [6]	0:59.21 [5]	0:48.04 [5]	0:36.42 [4]	0:24.53 [6]	0:12.42 [5]	2.77L	0:36.42	+0
		Chelsea Baker		1000m	Overall	(0:08.77)	(0:11.17)	(0:11.62)	(0:11.89)	(0:12.11)	(0:12.42)			
7	12	OKANUI	7	66.2	0:08.65	1:08.03 [7]	0:59.38 [2]	0:48.16 [3]	0:36.66 [3]	0:24.79 [3]	0:12.68 [4]	3.09L	0:36.66	+2
		Jade Metcalfe		1000m	Overall	(0:08.65)	(0:11.22)	(0:11.50)	(0:11.87)	(0:12.11)	(0:12.68)			
8	10	BODYSWERVE	8	66.2	0:08.64	1:08.50 [8]	0:59.86 [1]	0:48.56 [4]	0:36.94 [5]	0:25.10 [5]	0:12.72 [8]	5.8L	0:36.94	+6
		Corey Bayliss		1000m	Overall	(0:08.64)	(0:11.30)	(0:11.62)	(0:11.84)	(0:12.38)	(0:12.72)			
9	1	SIR SNACKALOT	2	63.8	0:08.80	1:08.75 [9]	0:59.95 [7]	0:48.48 [8]	0:36.97 [8]	0:24.98 [9]	0:12.53 [9]	7.28L	0:36.97	-5
		Montanna Savva		1000m	Overall	(0:08.80)	(0:11.47)	(0:11.51)	(0:11.99)	(0:12.45)	(0:12.53)			

Scratched: Princess Shanghai (#13), Muchacho (#5), Lucky Artie (#7), Fortunate Dragon (#9)



Horse/Jockey Name	Decorative
Final Rank	1
Fastest Section Time (Section)	0:08.94 (Overall)
Top Speed [km/h] (Section)	66.5 (1000m)
Race State	Finished

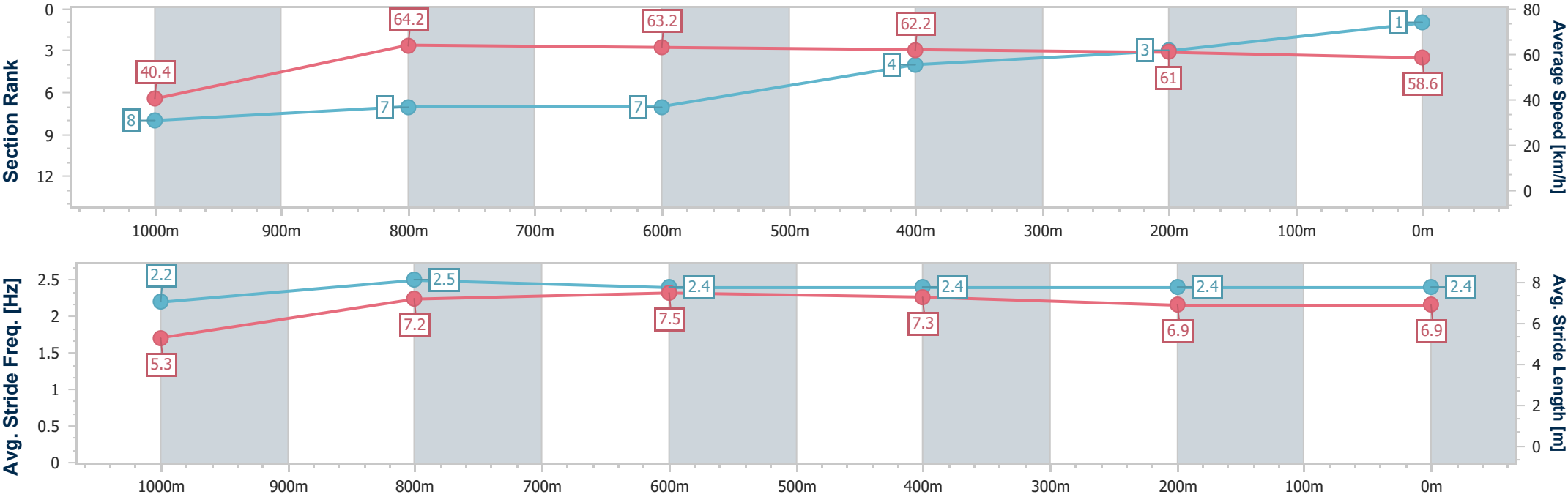


ToowoombaProfessional  
Race 5: PROVINCIAL DISTRIBUTORS Maiden Handicap -  
1100m



30 August 2025 - 19:00  
Track Rating: Good 4, Weather: Fine, Rail Position: +1.5m Entire

Section	Overall	1000m	800m	600m	400m	200m							
Section Times	1:07.51 [1] (0:08.94)	0:58.57 [8] (0:11.29)	0:47.28 [7] (0:11.48)	0:35.80 [7] (0:11.62)	0:24.18 [4] (0:11.92)	0:12.26 [3] (0:12.26)							
Average Speed [km/h]	40.4	64.2	63.2	62.2	61.0	58.6							
Top Speed [km/h]	62.0	66.5	65.2	63.8	61.5	60.3							
Avg. Dist. to Rail [m]	10.3	2.9	1.9	1.3	2.5	4.5							
Avg. Stride Freq. [Hz]	2.2	2.5	2.4	2.4	2.4	2.4							
Avg. Stride Length [m]	5.3	7.2	7.5	7.3	6.9	6.9							



[ ] Ranking at each section and finish  
-.-.- No data available at this section  
NA No data available



Horse/Jockey Name	Anxo
Final Rank	2
Fastest Section Time (Section)	0:08.78 (Overall)
Top Speed [km/h] (Section)	66.4 (1000m)
Race State	Finished

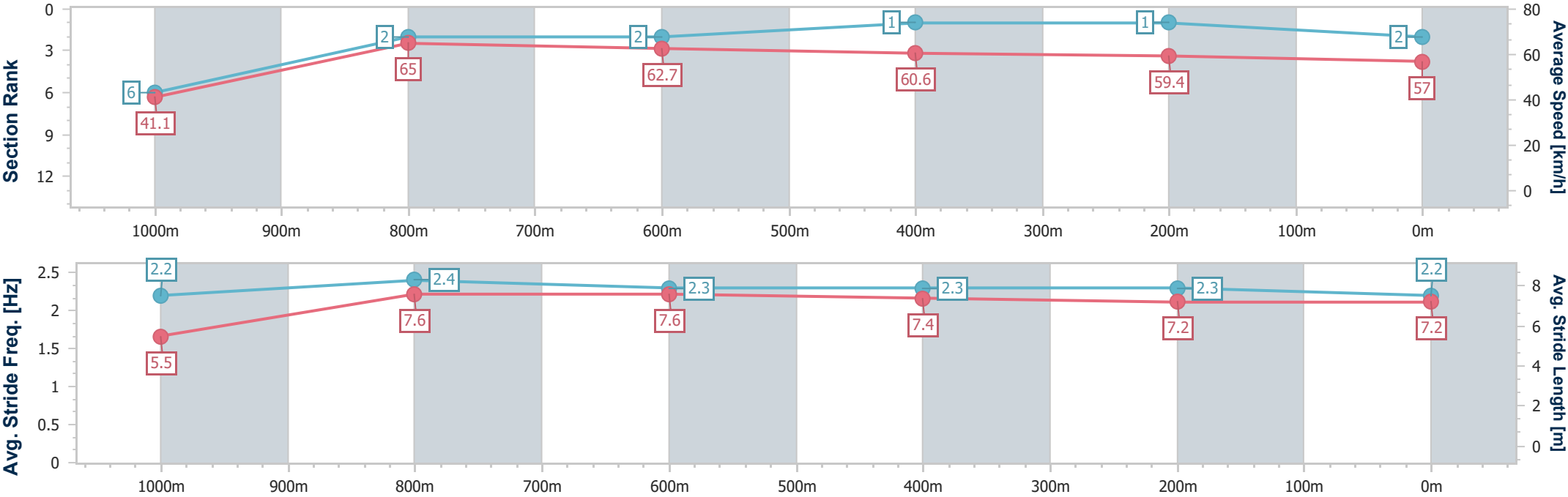


ToowoombaProfessional  
Race 5: PROVINCIAL DISTRIBUTORS Maiden Handicap -  
1100m



30 August 2025 - 19:00  
Track Rating: Good 4, Weather: Fine, Rail Position: +1.5m Entire

Section	Overall	1000m	800m	600m	400m	200m							
Section Times	1:07.65 [2] (0:08.78)	0:58.87 [6] (0:11.05)	0:47.82 [2] (0:11.41)	0:36.41 [2] (0:11.74)	0:24.67 [1] (0:12.05)	0:12.62 [1] (0:12.62)							
Average Speed [km/h]	41.1	65.0	62.7	60.6	59.4	57.0							
Top Speed [km/h]	62.7	66.4	64.6	62.1	60.2	58.6							
Avg. Dist. to Rail [m]	2.0	1.0	2.0	2.0	1.2	0.8							
Avg. Stride Freq. [Hz]	2.2	2.4	2.3	2.3	2.3	2.2							
Avg. Stride Length [m]	5.5	7.6	7.6	7.4	7.2	7.2							



[ ] Ranking at each section and finish  
- - - - No data available at this section  
NA No data available



Horse/Jockey Name	Future Soldier
Final Rank	3
Fastest Section Time (Section)	0:08.76 (Overall)
Top Speed [km/h] (Section)	66.5 (1000m)
Race State	Finished

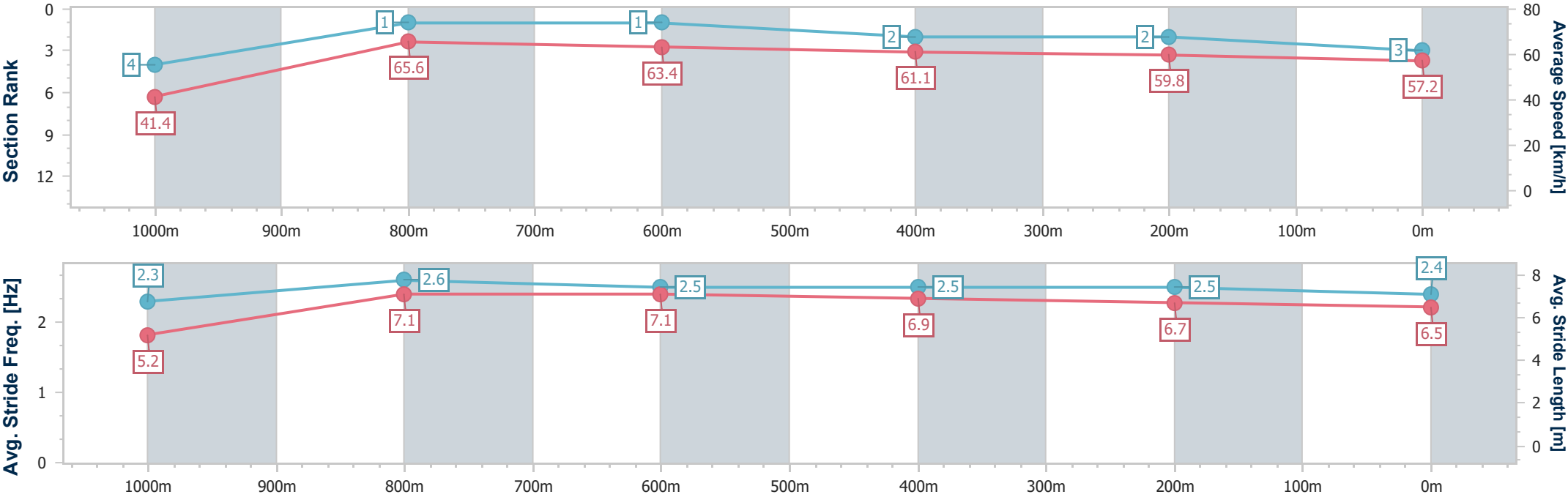


ToowoombaProfessional  
Race 5: PROVINCIAL DISTRIBUTORS Maiden Handicap -  
1100m



30 August 2025 - 19:00  
Track Rating: Good 4, Weather: Fine, Rail Position: +1.5m Entire

Section	Overall	1000m	800m	600m	400m	200m							
Section Times	1:07.68 [3] (0:08.76)	0:58.92 [4] (0:11.02)	0:47.90 [1] (0:11.44)	0:36.46 [1] (0:11.88)	0:24.58 [2] (0:12.05)	0:12.53 [2] (0:12.53)							
Average Speed [km/h]	41.4	65.6	63.4	61.1	59.8	57.2							
Top Speed [km/h]	64.2	66.5	64.3	63.4	61.0	58.9							
Avg. Dist. to Rail [m]	5.4	2.4	1.9	1.3	0.2	2.0							
Avg. Stride Freq. [Hz]	2.3	2.6	2.5	2.5	2.5	2.4							
Avg. Stride Length [m]	5.2	7.1	7.1	6.9	6.7	6.5							





Horse/Jockey Name	Skeldergate
Final Rank	4
Fastest Section Time (Section)	0:09.24 (Overall)
Top Speed [km/h] (Section)	64.7 (1000m)
Race State	Finished

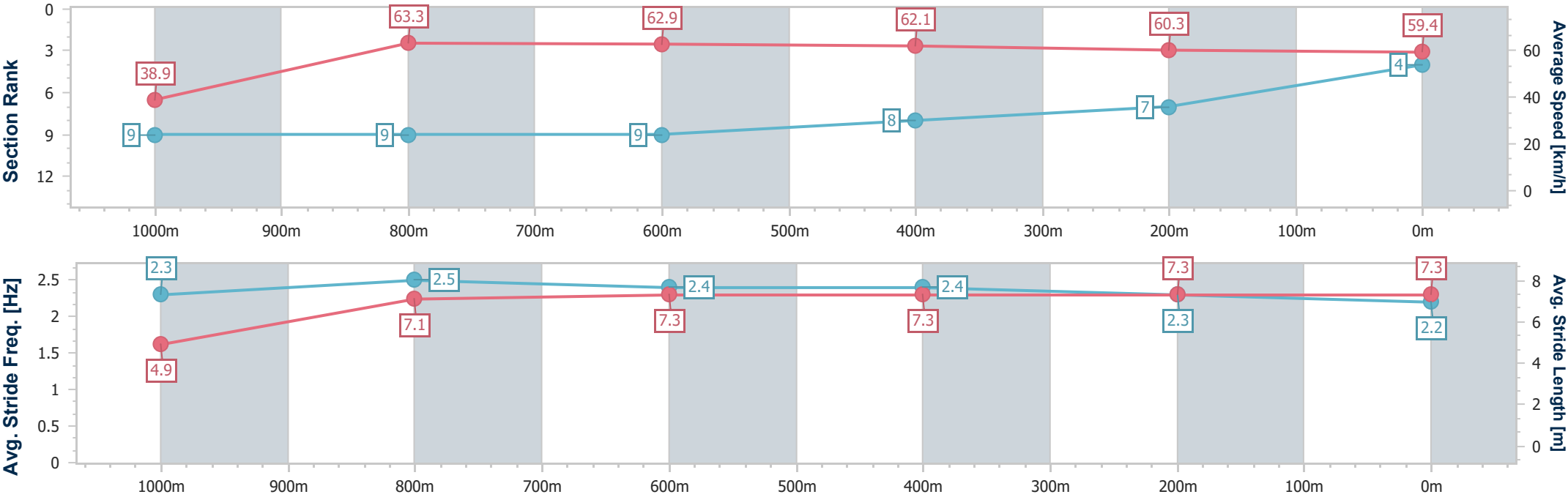


ToowoombaProfessional  
Race 5: PROVINCIAL DISTRIBUTORS Maiden Handicap -  
1100m



30 August 2025 - 19:00  
Track Rating: Good 4, Weather: Fine, Rail Position: +1.5m Entire

Section	Overall	1000m	800m	600m	400m	200m							
Section Times	1:07.79 [4] (0:09.24)	0:58.55 [9] (0:11.52)	0:47.03 [9] (0:11.43)	0:35.60 [9] (0:11.54)	0:24.06 [8] (0:11.98)	0:12.08 [7] (0:12.08)							
Average Speed [km/h]	38.9	63.3	62.9	62.1	60.3	59.4							
Top Speed [km/h]	61.2	64.7	64.6	63.7	61.4	60.6							
Avg. Dist. to Rail [m]	5.3	3.6	0.7	0.6	1.1	5.4							
Avg. Stride Freq. [Hz]	2.3	2.5	2.4	2.4	2.3	2.2							
Avg. Stride Length [m]	4.9	7.1	7.3	7.3	7.3	7.3							



- [ ] Ranking at each section and finish
- .-.- No data available at this section
- NA No data available



Horse/Jockey Name	He Da Boss
Final Rank	5
Fastest Section Time (Section)	0:08.70 (Overall)
Top Speed [km/h] (Section)	65.3 (1000m)
Race State	Finished

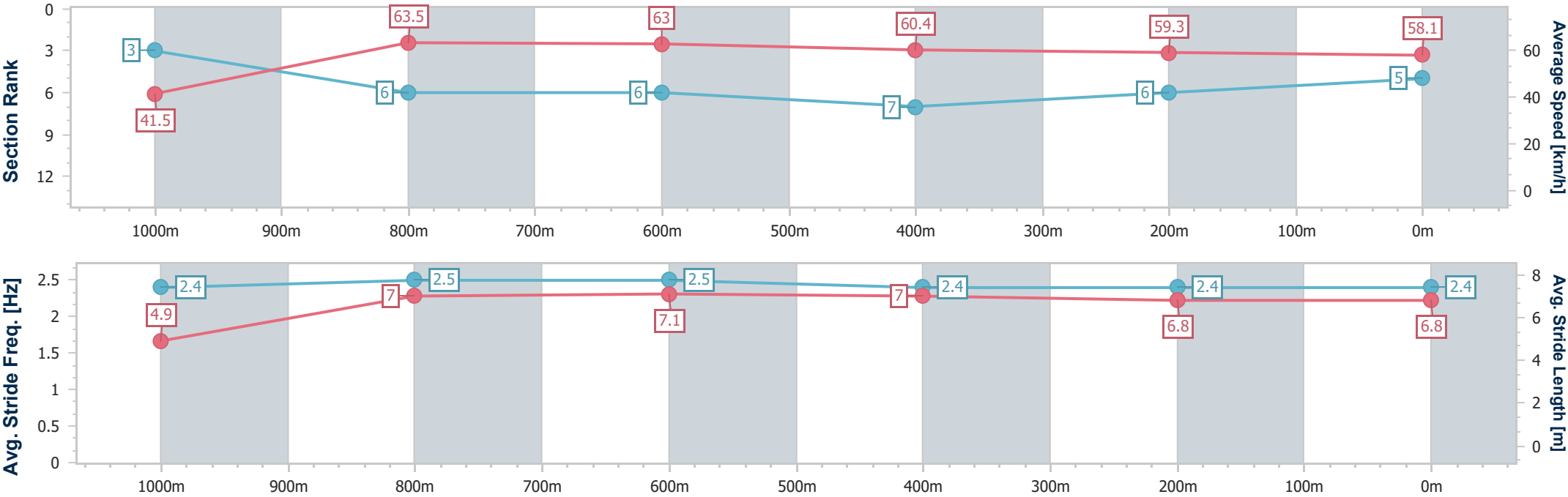


ToowoombaProfessional  
Race 5: PROVINCIAL DISTRIBUTORS Maiden Handicap -  
1100m



30 August 2025 - 19:00  
Track Rating: Good 4, Weather: Fine, Rail Position: +1.5m Entire

Section	Overall	1000m	800m	600m	400m	200m							
Section Times	1:07.97 [5] (0:08.70)	0:59.27 [3] (0:11.41)	0:47.86 [6] (0:11.47)	0:36.39 [6] (0:11.88)	0:24.51 [7] (0:12.13)	0:12.38 [6] (0:12.38)							
Average Speed [km/h]	41.5	63.5	63.0	60.4	59.3	58.1							
Top Speed [km/h]	61.9	65.3	64.3	62.6	60.4	58.7							
Avg. Dist. to Rail [m]	6.4	3.5	0.4	0.3	0.7	0.4							
Avg. Stride Freq. [Hz]	2.4	2.5	2.5	2.4	2.4	2.4							
Avg. Stride Length [m]	4.9	7.0	7.1	7.0	6.8	6.8							





Horse/Jockey Name	Italian Girl
Final Rank	6
Fastest Section Time (Section)	0:08.77 (Overall)
Top Speed [km/h] (Section)	68.1 (1000m)
Race State	Finished



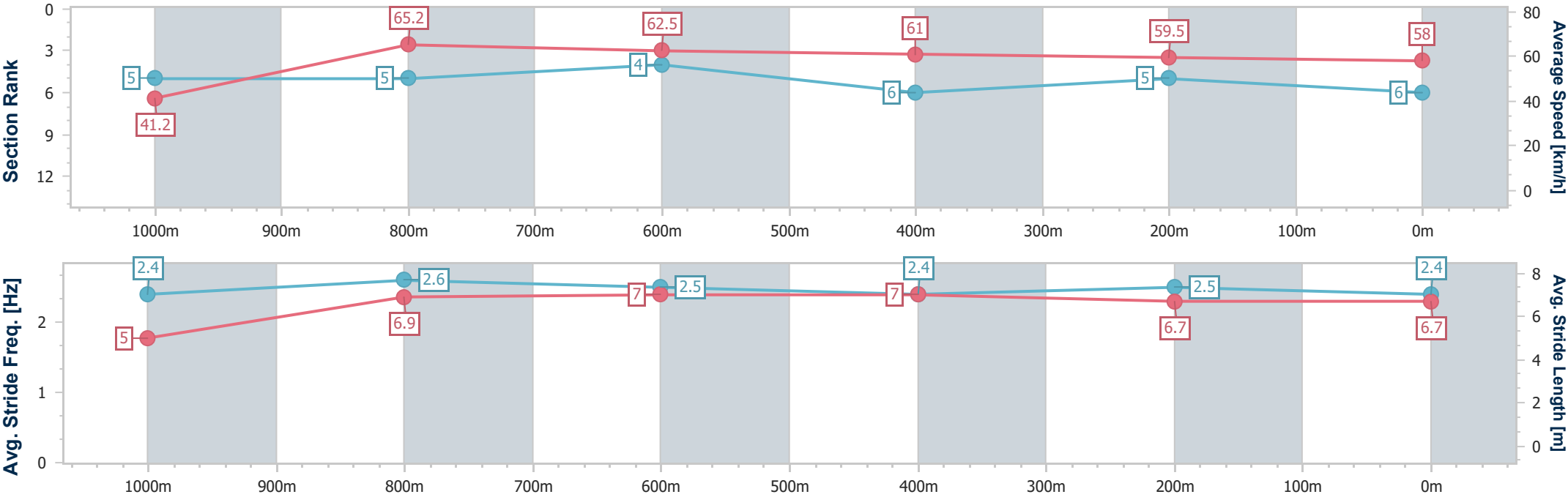
ToowoombaProfessional  
Race 5: PROVINCIAL DISTRIBUTORS Maiden Handicap -  
1100m



30 August 2025 - 19:00

Track Rating: Good 4, Weather: Fine, Rail Position: +1.5m Entire

Section	Overall	1000m	800m	600m	400m	200m							
Section Times	1:07.98 [6] (0:08.77)	0:59.21 [5] (0:11.17)	0:48.04 [5] (0:11.62)	0:36.42 [4] (0:11.89)	0:24.53 [6] (0:12.11)	0:12.42 [5] (0:12.42)							
Average Speed [km/h]	41.2	65.2	62.5	61.0	59.5	58.0							
Top Speed [km/h]	64.0	68.1	63.1	62.8	60.4	58.5							
Avg. Dist. to Rail [m]	5.6	3.7	2.5	1.2	0.6	0.5							
Avg. Stride Freq. [Hz]	2.4	2.6	2.5	2.4	2.5	2.4							
Avg. Stride Length [m]	5.0	6.9	7.0	7.0	6.7	6.7							





Horse/Jockey Name	Okanui
Final Rank	7
Fastest Section Time (Section)	0:08.65 (Overall)
Top Speed [km/h] (Section)	66.2 (1000m)
Race State	Finished

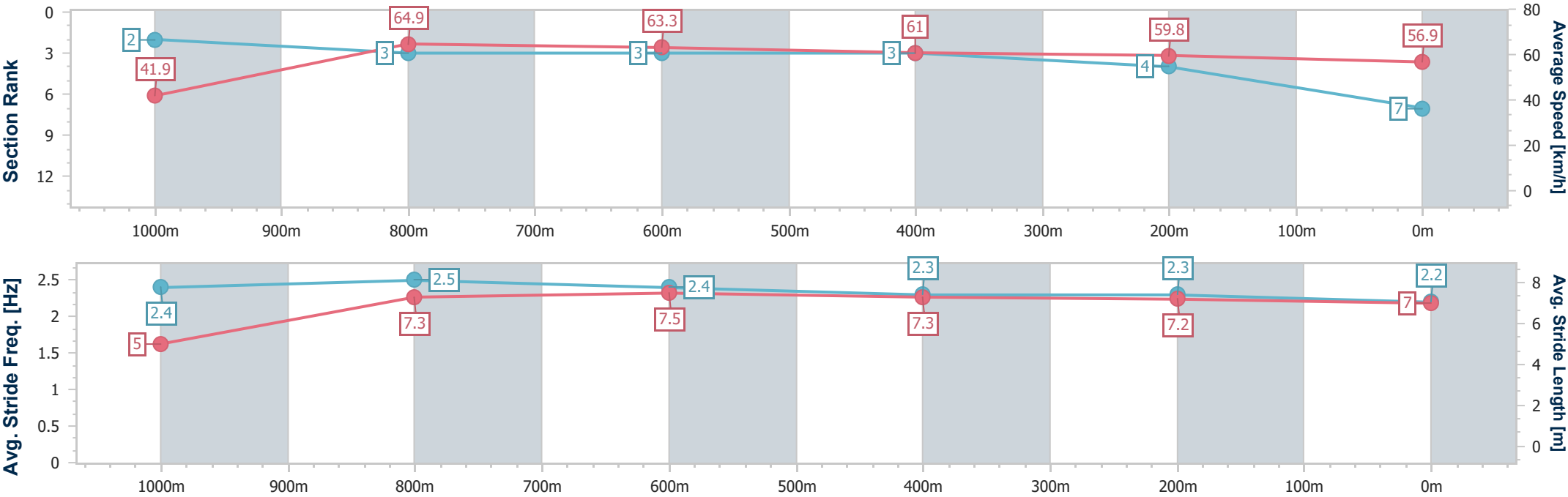


ToowoombaProfessional  
Race 5: PROVINCIAL DISTRIBUTORS Maiden Handicap -  
1100m



30 August 2025 - 19:00  
Track Rating: Good 4, Weather: Fine, Rail Position: +1.5m Entire

Section	Overall	1000m	800m	600m	400m	200m							
Section Times	1:08.03 [7] (0:08.65)	0:59.38 [2] (0:11.22)	0:48.16 [3] (0:11.50)	0:36.66 [3] (0:11.87)	0:24.79 [3] (0:12.11)	0:12.68 [4] (0:12.68)							
Average Speed [km/h]	41.9	64.9	63.3	61.0	59.8	56.9							
Top Speed [km/h]	63.1	66.2	65.1	62.4	60.7	58.1							
Avg. Dist. to Rail [m]	7.8	4.2	3.0	1.6	1.8	3.7							
Avg. Stride Freq. [Hz]	2.4	2.5	2.4	2.3	2.3	2.2							
Avg. Stride Length [m]	5.0	7.3	7.5	7.3	7.2	7.0							



- [ ] Ranking at each section and finish
- .-.- No data available at this section
- NA No data available





Horse/Jockey Name	Bodyswerve
Final Rank	8
Fastest Section Time (Section)	0:08.64 (Overall)
Top Speed [km/h] (Section)	66.2 (1000m)
Race State	Finished



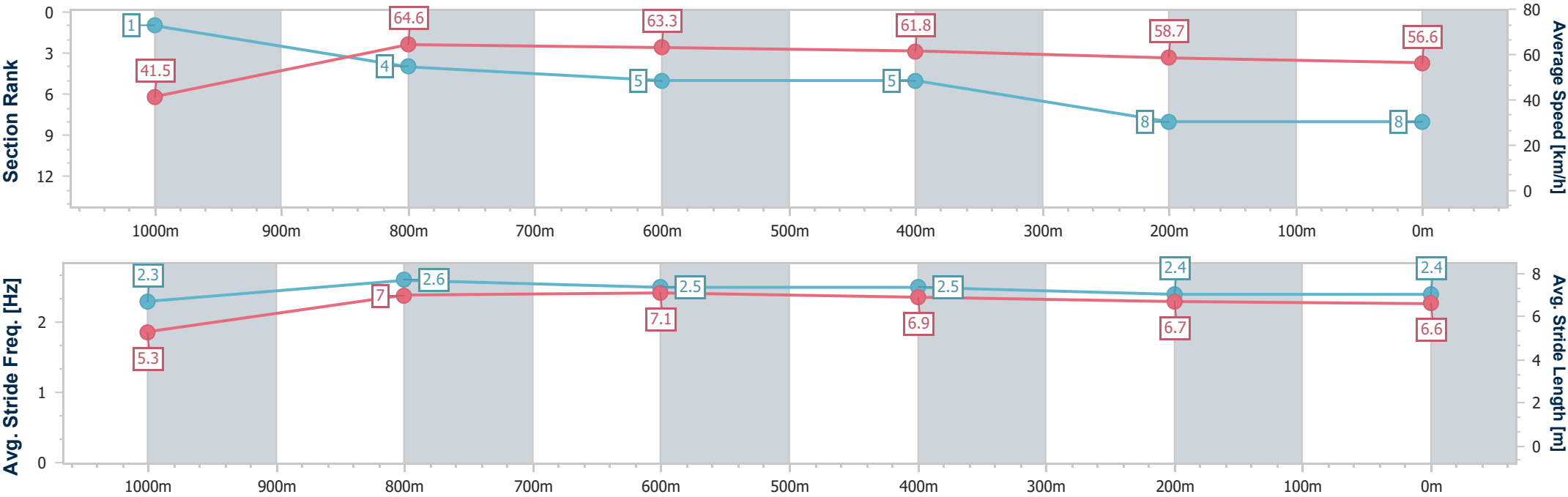
ToowoombaProfessional  
Race 5: PROVINCIAL DISTRIBUTORS Maiden Handicap -  
1100m



30 August 2025 - 19:00

Track Rating: Good 4, Weather: Fine, Rail Position: +1.5m Entire

Section	Overall	1000m	800m	600m	400m	200m							
Section Times	1:08.50 [8] (0:08.64)	0:59.86 [1] (0:11.30)	0:48.56 [4] (0:11.62)	0:36.94 [5] (0:11.84)	0:25.10 [5] (0:12.38)	0:12.72 [8] (0:12.72)							
Average Speed [km/h]	41.5	64.6	63.3	61.8	58.7	56.6							
Top Speed [km/h]	62.3	66.2	65.2	63.0	59.4	59.1							
Avg. Dist. to Rail [m]	7.2	4.2	5.1	3.1	3.4	5.8							
Avg. Stride Freq. [Hz]	2.3	2.6	2.5	2.5	2.4	2.4							
Avg. Stride Length [m]	5.3	7.0	7.1	6.9	6.7	6.6							





Horse/Jockey Name	Sir Snackalot
Final Rank	9
Fastest Section Time (Section)	0:08.80 (Overall)
Top Speed [km/h] (Section)	63.8 (1000m)
Race State	Finished

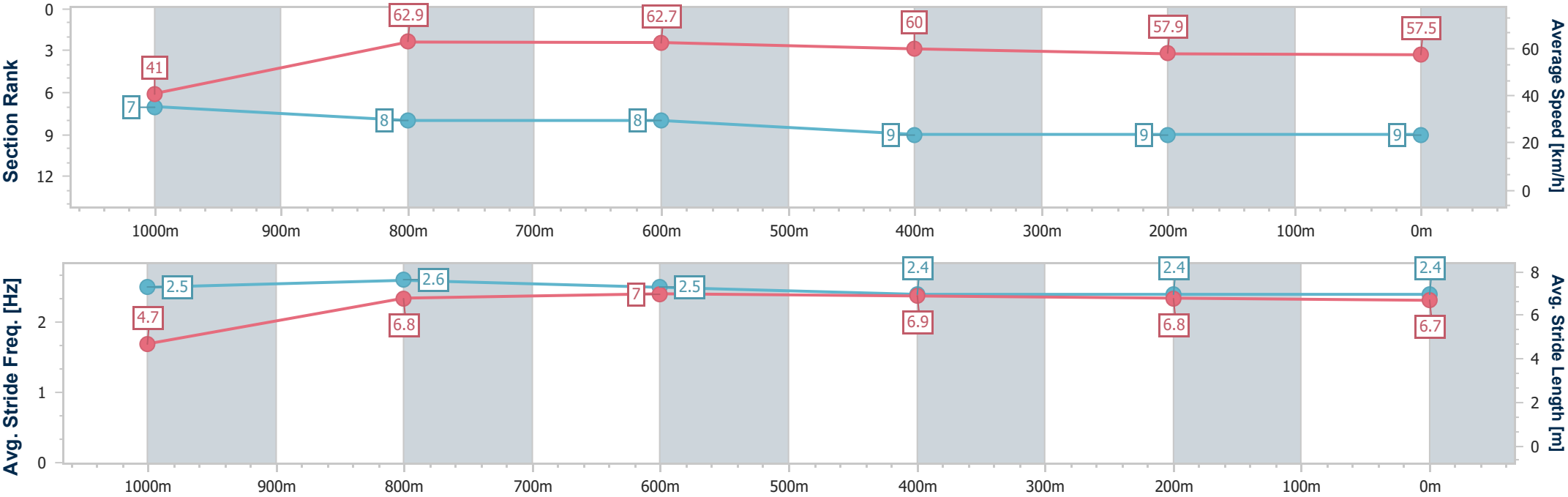


ToowoombaProfessional  
Race 5: PROVINCIAL DISTRIBUTORS Maiden Handicap -  
1100m



30 August 2025 - 19:00  
Track Rating: Good 4, Weather: Fine, Rail Position: +1.5m Entire

Section	Overall	1000m	800m	600m	400m	200m							
Section Times	1:08.75 [9] (0:08.80)	0:59.95 [7] (0:11.47)	0:48.48 [8] (0:11.51)	0:36.97 [8] (0:11.99)	0:24.98 [9] (0:12.45)	0:12.53 [9] (0:12.53)							
Average Speed [km/h]	41.0	62.9	62.7	60.0	57.9	57.5							
Top Speed [km/h]	62.1	63.8	63.5	62.3	60.2	59.6							
Avg. Dist. to Rail [m]	4.0	1.3	1.0	0.6	0.4	0.5							
Avg. Stride Freq. [Hz]	2.5	2.6	2.5	2.4	2.4	2.4							
Avg. Stride Length [m]	4.7	6.8	7.0	6.9	6.8	6.7							





Toowoomba Professional  
Race 6: GERRY BROWN'S SHELVING & STORAGE BENCHMARK 70  
Handicap - 1100m  
30 August 2025 - 19:38



Track Rating: Good 4, Weather: Fine, Rail Position: +1.5m Entire

Section						Overall	1000m	800m	600m	400m	200m	Last 600m		
Field Times						1:06.21 (0:08.39)	0:57.82 (0:11.17)	0:46.65 (0:11.15)	0:35.50 (0:11.52)	0:23.98 (0:11.86)	0:12.12 (0:12.12)	0:35.50		
Rank	TAB	Horse/Jockey	Barrier	Top Speed [km/h]	Fastest Section							Margin	Distance Travelled [m]	
1	2	BEAU WITNESS	4	66.3	0:08.76	1:06.21 [1]	0:57.45 [4]	0:46.33 [3]	0:35.23 [3]	0:23.80 [3]	0:12.06 [3]	1:06.21	0:35.23	
		Stacey Callow		800m	Overall	(0:08.76)	(0:11.12)	(0:11.10)	(0:11.43)	(0:11.74)	(0:12.06)			
2	5	MY NAME IS	3	65.3	0:08.45	1:06.38 [2]	0:57.93 [2]	0:46.75 [2]	0:35.56 [2]	0:24.13 [2]	0:12.28 [2]	1.04L	0:35.56	+0
		Les Tilley		1000m	Overall	(0:08.45)	(0:11.18)	(0:11.19)	(0:11.43)	(0:11.85)	(0:12.28)			
3	6	ALL STASHED UP	2	66.4	0:08.39	1:06.57 [3]	0:58.18 [1]	0:47.01 [1]	0:35.86 [1]	0:24.34 [1]	0:12.48 [1]	2.13L	0:35.86	-1
		Jade Metcalfe		800m	Overall	(0:08.39)	(0:11.17)	(0:11.15)	(0:11.52)	(0:11.86)	(0:12.48)			
4	1	BIOGRAPHER	5	67.1	0:08.57	1:06.92 [4]	0:58.35 [3]	0:47.00 [4]	0:35.88 [4]	0:24.41 [4]	0:12.65 [4]	4.2L	0:35.88	+4
		Kelsey Lenton		1000m	Overall	(0:08.57)	(0:11.35)	(0:11.12)	(0:11.47)	(0:11.76)	(0:12.65)			
5	3	UNCOMMON VALOUR	1	65.3	0:08.95	1:07.47 [5]	0:58.52 [5]	0:47.08 [5]	0:35.72 [5]	0:24.18 [5]	0:12.37 [5]	7.41L	0:35.72	-2
		Chelsea Baker		1000m	Overall	(0:08.95)	(0:11.44)	(0:11.36)	(0:11.54)	(0:11.81)	(0:12.37)			

Scratched: Joy A Plenty (#7), Drang A Tang (#4)



Horse/Jockey Name	Beau Witness
Final Rank	1
Fastest Section Time (Section)	0:08.76 (Overall)
Top Speed [km/h] (Section)	66.3 (800m)
Race State	Finished

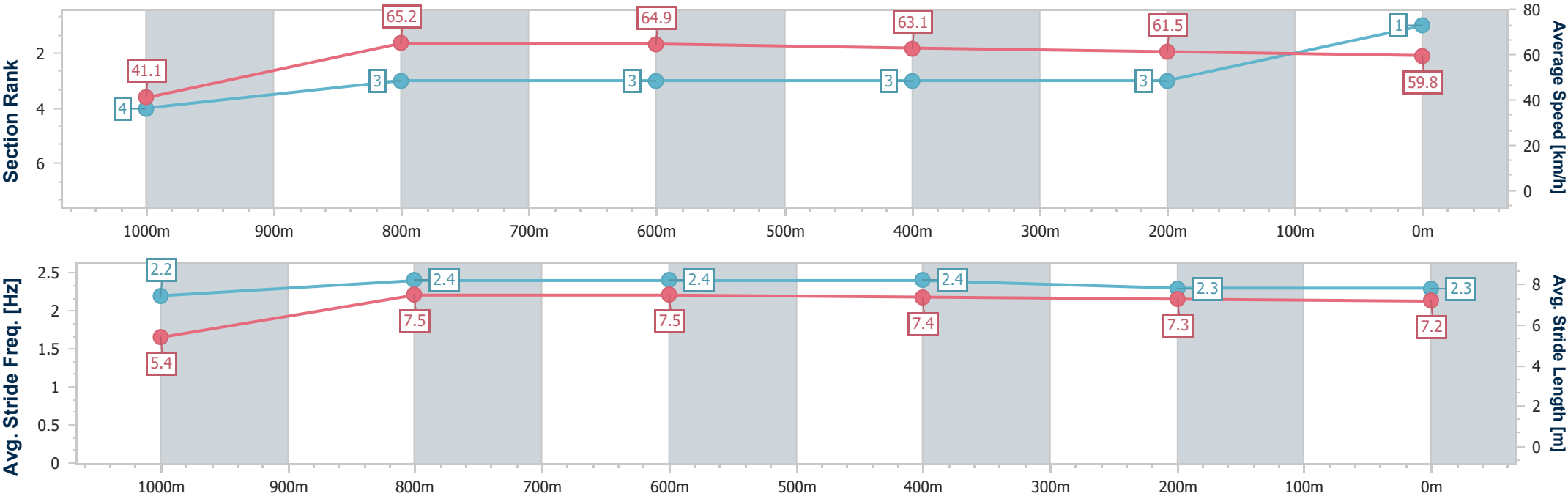


ToowoombaProfessional  
Race 6: GERRY BROWN'S SHELVING & STORAGE  
BENCHMARK 70 Handicap - 1100m



30 August 2025 - 19:38  
Track Rating: Good 4, Weather: Fine, Rail Position: +1.5m Entire

Section	Overall	1000m	800m	600m	400m	200m							
Section Times	1:06.21 [1] (0:08.76)	0:57.45 [4] (0:11.12)	0:46.33 [3] (0:11.10)	0:35.23 [3] (0:11.43)	0:23.80 [3] (0:11.74)	0:12.06 [3] (0:12.06)							
Average Speed [km/h]	41.1	65.2	64.9	63.1	61.5	59.8							
Top Speed [km/h]	62.2	65.9	66.3	64.4	62.0	60.9							
Avg. Dist. to Rail [m]	4.6	0.8	0.5	0.5	0.8	1.3							
Avg. Stride Freq. [Hz]	2.2	2.4	2.4	2.4	2.3	2.3							
Avg. Stride Length [m]	5.4	7.5	7.5	7.4	7.3	7.2							



[ ] Ranking at each section and finish  
- - - - - No data available at this section  
NA No data available



Horse/Jockey Name	My Name Is
Final Rank	2
Fastest Section Time (Section)	0:08.45 (Overall)
Top Speed [km/h] (Section)	65.3 (1000m)
Race State	Finished

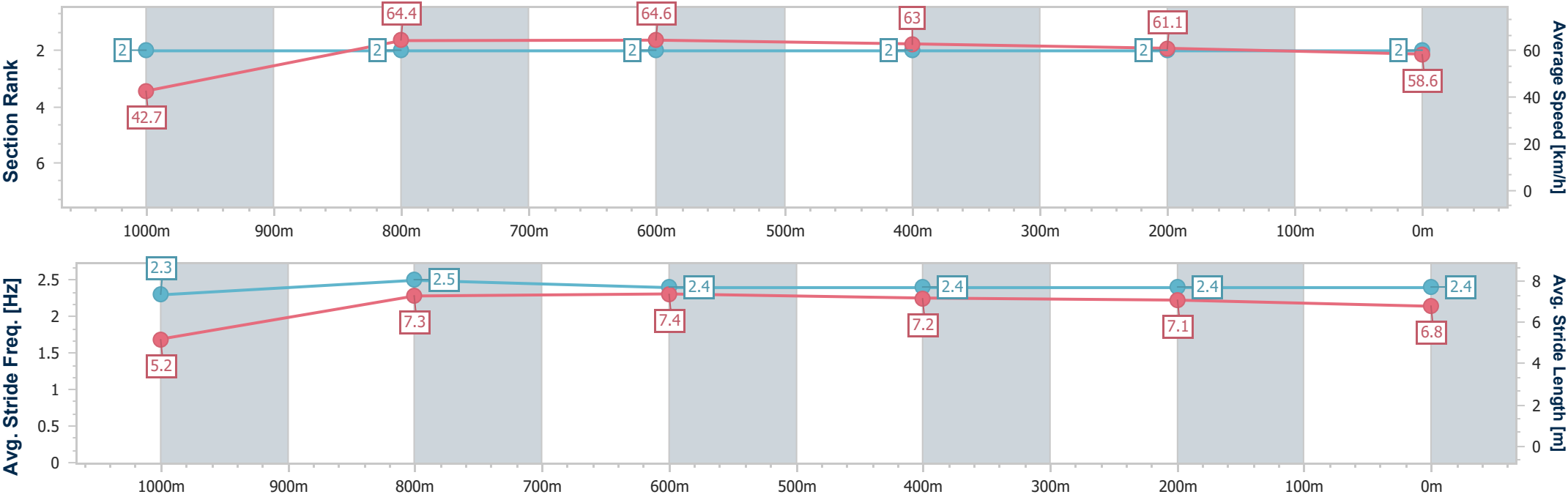


ToowoombaProfessional  
Race 6: GERRY BROWN'S SHELIVING & STORAGE  
BENCHMARK 70 Handicap - 1100m  
30 August 2025 - 19:38



Track Rating: Good 4, Weather: Fine, Rail Position: +1.5m Entire

Section	Overall	1000m	800m	600m	400m	200m							
Section Times	1:06.38 [2] (0:08.45)	0:57.93 [2] (0:11.18)	0:46.75 [2] (0:11.19)	0:35.56 [2] (0:11.43)	0:24.13 [2] (0:11.85)	0:12.28 [2] (0:12.28)							
Average Speed [km/h]	42.7	64.4	64.6	63.0	61.1	58.6							
Top Speed [km/h]	63.1	65.3	65.2	65.2	61.9	60.4							
Avg. Dist. to Rail [m]	2.4	0.4	0.8	0.6	1.1	1.9							
Avg. Stride Freq. [Hz]	2.3	2.5	2.4	2.4	2.4	2.4							
Avg. Stride Length [m]	5.2	7.3	7.4	7.2	7.1	6.8							





Horse/Jockey Name	All Stashed Up
Final Rank	3
Fastest Section Time (Section)	0:08.39 (Overall)
Top Speed [km/h] (Section)	66.4 (800m)
Race State	Finished

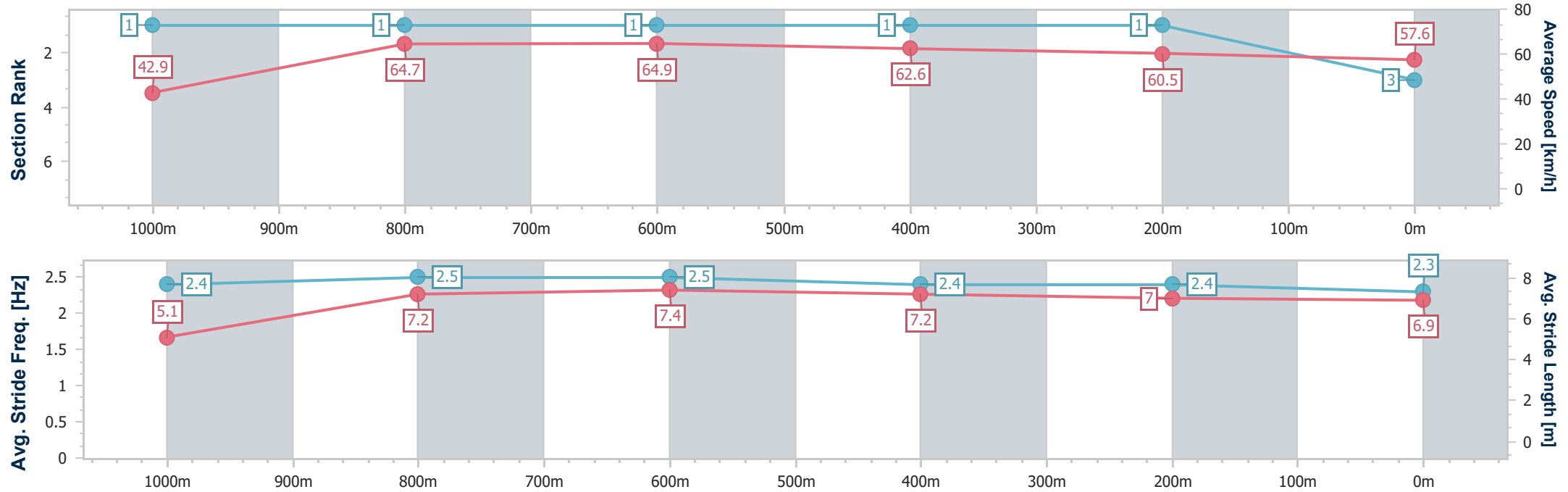


ToowoombaProfessional  
Race 6: GERRY BROWN'S SHELVING & STORAGE  
BENCHMARK 70 Handicap - 1100m  
30 August 2025 - 19:38



Track Rating: Good 4, Weather: Fine, Rail Position: +1.5m Entire

Section	Overall	1000m	800m	600m	400m	200m								
Section Times	1:06.57 [3] (0:08.39)	0:58.18 [1] (0:11.17)	0:47.01 [1] (0:11.15)	0:35.86 [1] (0:11.52)	0:24.34 [1] (0:11.86)	0:12.48 [1] (0:12.48)								
Average Speed [km/h]	42.9	64.7	64.9	62.6	60.5	57.6								
Top Speed [km/h]	63.8	66.4	66.4	65.0	61.3	60.1								
Avg. Dist. to Rail [m]	2.9	1.6	1.3	0.3	0.9	1.6								
Avg. Stride Freq. [Hz]	2.4	2.5	2.5	2.4	2.4	2.3								
Avg. Stride Length [m]	5.1	7.2	7.4	7.2	7.0	6.9								





Horse/Jockey Name	Biographer
Final Rank	4
Fastest Section Time (Section)	0:08.57 (Overall)
Top Speed [km/h] (Section)	67.1 (1000m)
Race State	Finished

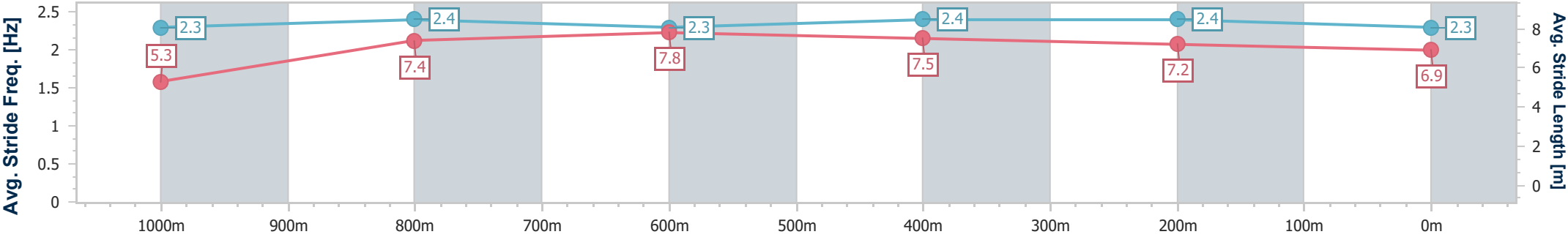
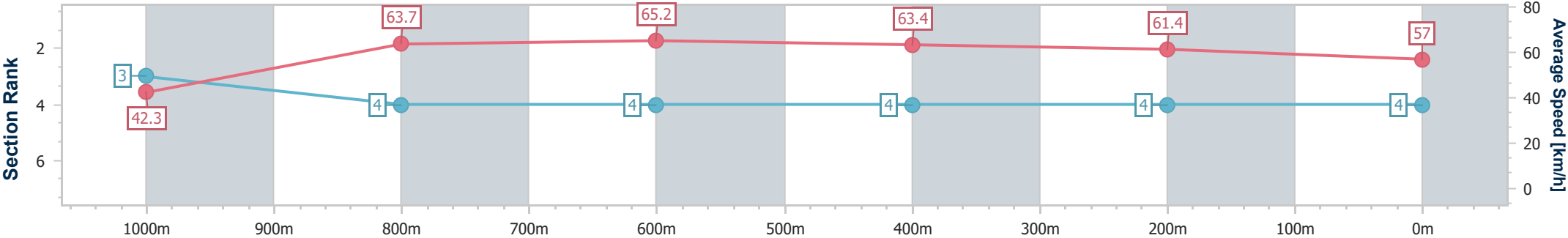


ToowoombaProfessional  
Race 6: GERRY BROWN'S SHELIVING & STORAGE  
BENCHMARK 70 Handicap - 1100m



30 August 2025 - 19:38  
Track Rating: Good 4, Weather: Fine, Rail Position: +1.5m Entire

Section	Overall	1000m	800m	600m	400m	200m							
Section Times	1:06.92 [4] (0:08.57)	0:58.35 [3] (0:11.35)	0:47.00 [4] (0:11.12)	0:35.88 [4] (0:11.47)	0:24.41 [4] (0:11.76)	0:12.65 [4] (0:12.65)							
Average Speed [km/h]	42.3	63.7	65.2	63.4	61.4	57.0							
Top Speed [km/h]	61.6	67.1	66.9	64.4	63.0	59.6							
Avg. Dist. to Rail [m]	6.8	2.7	1.6	2.3	1.1	2.3							
Avg. Stride Freq. [Hz]	2.3	2.4	2.3	2.4	2.4	2.3							
Avg. Stride Length [m]	5.3	7.4	7.8	7.5	7.2	6.9							





Horse/Jockey Name	Uncommon Valour
Final Rank	5
Fastest Section Time (Section)	0:08.95 (Overall)
Top Speed [km/h] (Section)	65.3 (1000m)
Race State	Finished

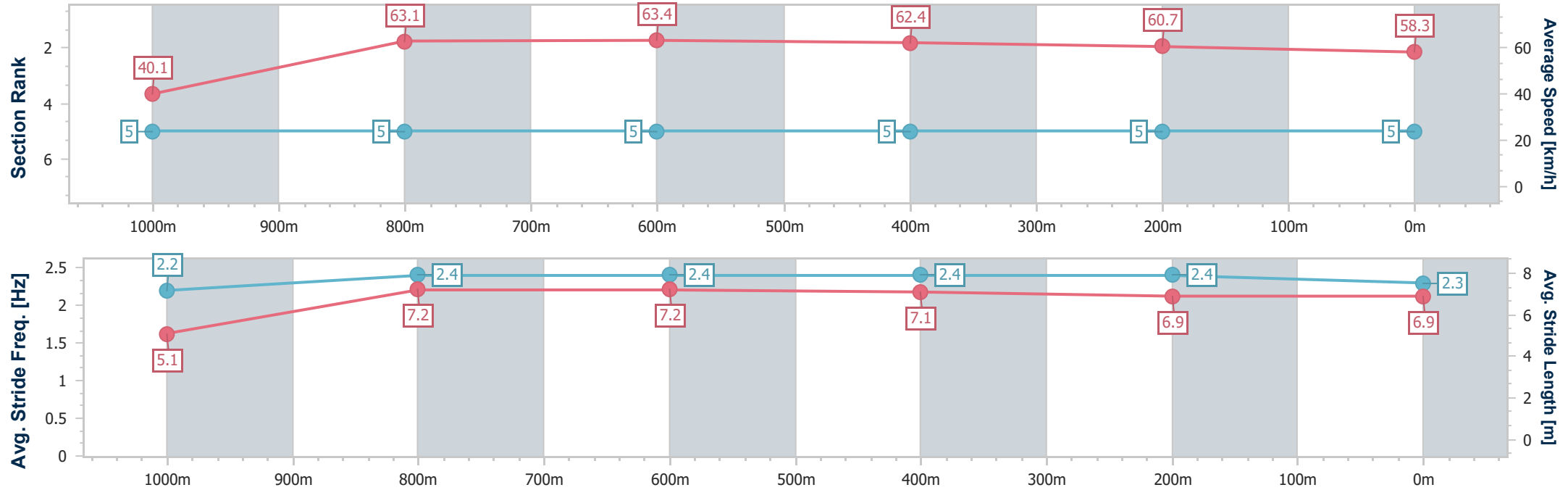


ToowoombaProfessional  
Race 6: GERRY BROWN'S SHELVING & STORAGE  
BENCHMARK 70 Handicap - 1100m  
30 August 2025 - 19:38



Track Rating: Good 4, Weather: Fine, Rail Position: +1.5m Entire

Section	Overall	1000m	800m	600m	400m	200m								
Section Times	1:07.47 [5] (0:08.95)	0:58.52 [5] (0:11.44)	0:47.08 [5] (0:11.36)	0:35.72 [5] (0:11.54)	0:24.18 [5] (0:11.81)	0:12.37 [5] (0:12.37)								
Average Speed [km/h]	40.1	63.1	63.4	62.4	60.7	58.3								
Top Speed [km/h]	60.0	65.3	64.7	64.8	61.7	59.7								
Avg. Dist. to Rail [m]	1.7	0.9	0.7	0.4	1.1	2.3								
Avg. Stride Freq. [Hz]	2.2	2.4	2.4	2.4	2.4	2.3								
Avg. Stride Length [m]	5.1	7.2	7.2	7.1	6.9	6.9								







# Toowoomba Professional

## Race 7: SOUTHERN CROSS SHEDS Maiden Plate - 2000m

30 August 2025 - 20:18



Track Rating: Good 4, Weather: Fine, Rail Position: +1.5m Entire

Section						Overall	1800m	1600m	1400m	1200m	1000m	800m	Last 600m		
Field Times						2:08.53 (0:15.35)	1:53.18 (0:12.06)	1:41.12 (0:12.02)	1:29.10 (0:12.51)	1:16.59 (0:12.17)	1:04.42 (0:12.87)	0:51.55 (0:13.00)	0:38.55		
Rank	TAB	Horse/Jockey	Barrier	Top Speed [km/h]	Fastest Section										Distance Travelled [m]
1	5	PREFER TO DANCE	10	61.0	0:12.03	2:08.53 [1]	1:52.75 [6]	1:40.72 [6]	1:28.57 [5]	1:16.22 [5]	1:03.80 [4]	0:50.94 [6]	0:38.25		
		Les Tilley		1400m	1800m	(0:15.78)	(0:12.03)	(0:12.15)	(0:12.35)	(0:12.42)	(0:12.86)	(0:12.69)			
2	2	ALZURRI	5	61.8	0:12.00	2:08.57 [2]	1:53.16 [2]	1:41.16 [1]	1:29.14 [1]	1:16.61 [2]	1:04.23 [2]	0:51.38 [2]	0:38.56	-5	
		Chelsea Baker		Overall	1800m	(0:15.41)	(0:12.00)	(0:12.02)	(0:12.53)	(0:12.38)	(0:12.85)	(0:12.82)			
2	8	CUT DIAMONDS	8	60.9	0:11.99	2:08.57 [2]	1:52.46 [8]	1:40.14 [9]	1:28.15 [9]	1:15.90 [8]	1:03.51 [9]	0:50.57 [9]	0:38.11	-2	
		Corey Bayliss		1600m	1600m	(0:16.11)	(0:12.32)	(0:11.99)	(0:12.25)	(0:12.39)	(0:12.94)	(0:12.46)			
4	6	SALLY'S KATO	9	63.0	0:12.20	2:08.81 [4]	1:53.24 [4]	1:41.04 [5]	1:28.81 [6]	1:16.35 [7]	1:03.88 [6]	0:50.94 [8]	0:38.36	+3	
		Jackson Murphy		Overall	1800m	(0:15.57)	(0:12.20)	(0:12.23)	(0:12.46)	(0:12.47)	(0:12.94)	(0:12.58)			
5	1	AIR OF AUTHORITY	11	61.9	0:12.08	2:08.88 [5]	1:53.53 [1]	1:41.43 [2]	1:29.35 [2]	1:16.83 [3]	1:04.41 [3]	0:51.48 [3]	0:38.73	+1	
		Montanna Savva		Overall	1600m	(0:15.35)	(0:12.10)	(0:12.08)	(0:12.52)	(0:12.42)	(0:12.93)	(0:12.75)			
6	3	BAD BOY BOONE	3	61.0	0:12.02	2:09.40 [6]	1:53.81 [5]	1:41.79 [4]	1:29.60 [4]	1:17.17 [4]	1:04.67 [5]	0:51.81 [5]	0:39.01	-12	
		Paul Hamblin		1600m	1800m	(0:15.59)	(0:12.02)	(0:12.19)	(0:12.43)	(0:12.50)	(0:12.86)	(0:12.80)			
7	4	I'M THAT GUY	6	61.0	0:12.03	2:09.75 [7]	1:54.23 [3]	1:42.20 [3]	1:30.07 [3]	1:17.81 [1]	1:05.64 [1]	0:52.77 [1]	0:39.77	-4	
		Hannah Richardson		1600m	1800m	(0:15.52)	(0:12.03)	(0:12.13)	(0:12.26)	(0:12.17)	(0:12.87)	(0:13.00)			
8	7	SHOT GLASS	1	60.7	0:11.98	2:10.27 [8]	1:54.10 [9]	1:41.87 [8]	1:29.89 [8]	1:17.53 [9]	1:04.91 [10]	0:52.09 [10]	0:39.48	-5	
		Michael Schrapel		1600m	1600m	(0:16.17)	(0:12.23)	(0:11.98)	(0:12.36)	(0:12.62)	(0:12.82)	(0:12.61)			
9	11	SAKURA MAGIC	4	60.2	0:12.08	2:10.38 [9]	1:54.49 [7]	1:42.41 [7]	1:30.31 [7]	1:18.00 [6]	1:05.42 [7]	0:52.57 [7]	0:39.68	-9	
		Jade Metcalfe		1400m	1800m	(0:15.89)	(0:12.08)	(0:12.10)	(0:12.31)	(0:12.58)	(0:12.85)	(0:12.89)			
10	12	STELLA SIMONE	7	61.4	0:11.93	2:11.75 [10]	1:55.44 [10]	1:43.14 [10]	1:31.21 [10]	1:18.84 [10]	1:06.73 [8]	0:54.29 [4]	0:41.51	+6	
		Stacey Callow		1600m	1600m	(0:16.31)	(0:12.30)	(0:11.93)	(0:12.37)	(0:12.11)	(0:12.44)	(0:12.78)			

Scratched: Preachabull (#10), Man Talk (#9)

Report Created: Sat 30 August 2025 21:03 GMT+1 (Note: Timing is based on position data)

Page 1/12

[ ] Ranking at each section and finish  
-:-:- No data available at this section  
NA No data available

SCN Saddle cloth number  
DNF Did not finish  
DNT Did not track

data processed by  TRIPLESDATA



# Toowoomba Professional

## Race 7: SOUTHERN CROSS SHEDS Maiden Plate - 2000m

30 August 2025 - 20:18



Track Rating: Good 4, Weather: Fine, Rail Position: +1.5m Entire

Section						600m	400m	200m			Last 600m
Field Times						0:38.55 (0:12.81)	0:25.74 (0:12.99)	0:12.75 (0:12.75)			0:38.55
Rank	TAB	Horse/Jockey	Barrier	Top Speed [km/h]	Fastest Section				Margin		
1	5	PREFER TO DANCE	10	61.0	0:12.03	0:38.25 [5]	0:25.44 [5]	0:12.61 [3]	2:08.53	0:38.25	
		Les Tilley		1400m	1800m	(0:12.81)	(0:12.83)	(0:12.61)			
2	2	ALZURRI	5	61.8	0:12.00	0:38.56 [2]	0:25.78 [1]	0:12.79 [1]	0.21L	0:38.56	
		Chelsea Baker		Overall	1800m	(0:12.78)	(0:12.99)	(0:12.79)		-5	
2	8	CUT DIAMONDS	8	60.9	0:11.99	0:38.11 [8]	0:25.54 [4]	0:12.63 [4]	0.21L	0:38.11	
		Corey Bayliss		1600m	1600m	(0:12.57)	(0:12.91)	(0:12.63)		-2	
4	6	SALLY'S KATO	9	63.0	0:12.20	0:38.36 [7]	0:25.55 [7]	0:12.64 [6]	1.62L	0:38.36	
		Jackson Murphy		Overall	1800m	(0:12.81)	(0:12.91)	(0:12.64)		+3	
5	1	AIR OF AUTHORITY	11	61.9	0:12.08	0:38.73 [3]	0:25.97 [3]	0:13.02 [2]	2.06L	0:38.73	
		Montanna Savva		Overall	1600m	(0:12.76)	(0:12.95)	(0:13.02)		+1	
6	3	BAD BOY BOONE	3	61.0	0:12.02	0:39.01 [6]	0:26.30 [6]	0:13.06 [7]	5.1L	0:39.01	
		Paul Hamblin		1600m	1800m	(0:12.71)	(0:13.24)	(0:13.06)		-12	
7	4	I'M THAT GUY	6	61.0	0:12.03	0:39.77 [1]	0:26.90 [2]	0:13.59 [5]	7.19L	0:39.77	
		Hannah Richardson		1600m	1800m	(0:12.87)	(0:13.31)	(0:13.59)		-4	
8	7	SHOT GLASS	1	60.7	0:11.98	0:39.48 [10]	0:26.72 [9]	0:13.56 [8]	10.23L	0:39.48	
		Michael Schrapel		1600m	1600m	(0:12.76)	(0:13.16)	(0:13.56)		-5	
9	11	SAKURA MAGIC	4	60.2	0:12.08	0:39.68 [9]	0:26.75 [10]	0:13.45 [9]	10.87L	0:39.68	
		Jade Metcalfe		1400m	1800m	(0:12.93)	(0:13.30)	(0:13.45)		-9	
10	12	STELLA SIMONE	7	61.4	0:11.93	0:41.51 [4]	0:28.26 [8]	0:14.41 [10]	18.93L	0:41.51	
		Stacey Callow		1600m	1600m	(0:13.25)	(0:13.85)	(0:14.41)		+6	

Scratched: Preachabull (#10), Man Talk (#9)

Report Created: Sat 30 August 2025 21:03 GMT+1 (Note: Timing is based on position data)

Page 2/12

[ ] Ranking at each section and finish  
-:-:- No data available at this section  
NA No data available

SCN Saddle cloth number  
DNF Did not finish  
DNT Did not track

data processed by  TRIPLESDATA



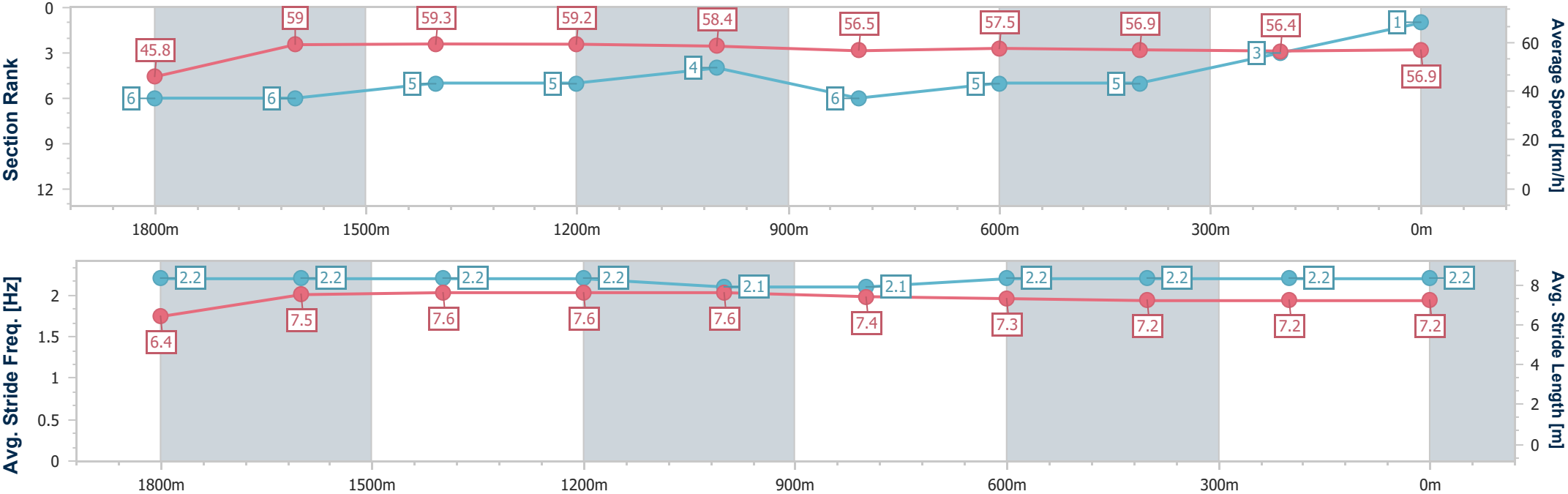
Horse/Jockey Name	Prefer To Dance
Final Rank	1
Fastest Section Time (Section)	0:12.03 (1800m)
Top Speed [km/h] (Section)	61.0 (1400m)
Race State	Finished



ToowoombaProfessional  
Race 7: SOUTHERN CROSS SHEDS Maiden Plate - 2000m  
30 August 2025 - 20:18  
Track Rating: Good 4, Weather: Fine, Rail Position: +1.5m Entire



Section	Overall	1800m	1600m	1400m	1200m	1000m	800m	600m	400m	200m			
Section Times	2:08.53 [1] (0:15.78)	1:52.75 [6] (0:12.03)	1:40.72 [6] (0:12.15)	1:28.57 [5] (0:12.35)	1:16.22 [5] (0:12.42)	1:03.80 [4] (0:12.86)	0:50.94 [6] (0:12.69)	0:38.25 [5] (0:12.81)	0:25.44 [5] (0:12.83)	0:12.61 [3] (0:12.61)			
Average Speed [km/h]	45.8	59.0	59.3	59.2	58.4	56.5	57.5	56.9	56.4	56.9			
Top Speed [km/h]	60.5	60.4	60.8	61.0	59.1	57.9	58.7	57.9	57.2	58.0			
Avg. Dist. to Rail [m]	2.6	2.3	0.9	2.7	3.6	3.1	3.3	2.5	1.1	1.6			
Avg. Stride Freq. [Hz]	2.2	2.2	2.2	2.2	2.1	2.1	2.2	2.2	2.2	2.2			
Avg. Stride Length [m]	6.4	7.5	7.6	7.6	7.6	7.4	7.3	7.2	7.2	7.2			



- [ ] Ranking at each section and finish
- .-.- No data available at this section
- NA No data available



Horse/Jockey Name	Cut Diamonds
Final Rank	2
Fastest Section Time (Section)	0:11.99 (1600m)
Top Speed [km/h] (Section)	60.9 (1600m)
Race State	Finished



ToowoombaProfessional

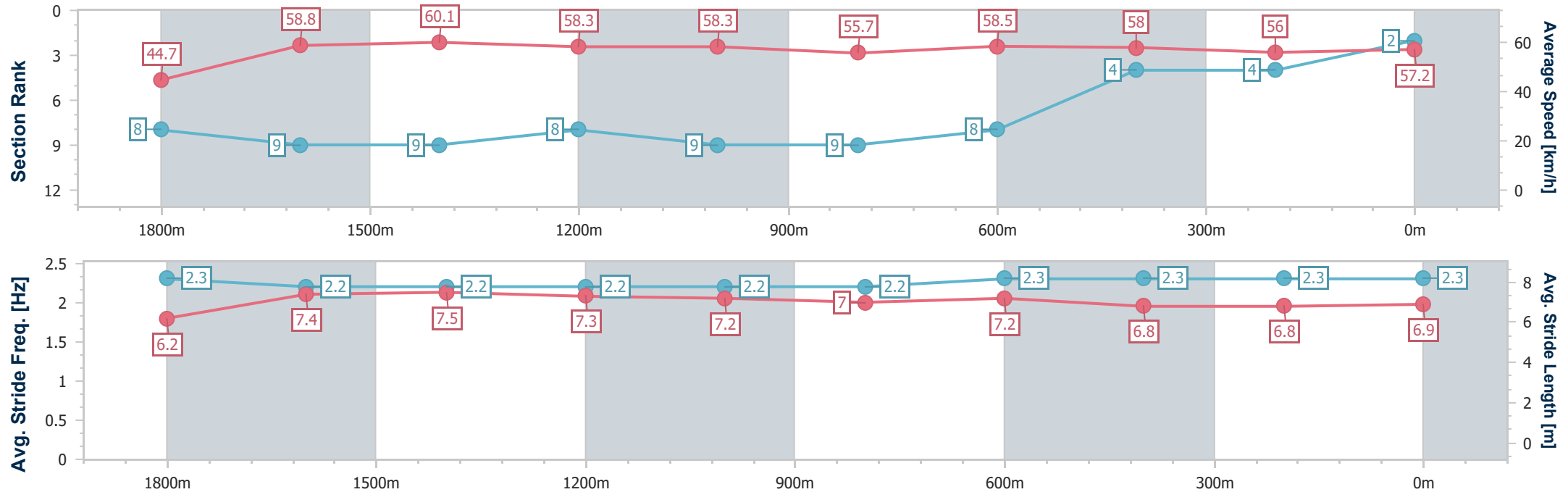
Race 7: SOUTHERN CROSS SHEDS Maiden Plate - 2000m

30 August 2025 - 20:18

Track Rating: Good 4, Weather: Fine, Rail Position: +1.5m Entire



Section	Overall	1800m	1600m	1400m	1200m	1000m	800m	600m	400m	200m			
Section Times	2:08.57 [2] (0:16.11)	1:52.46 [8] (0:12.32)	1:40.14 [9] (0:11.99)	1:28.15 [9] (0:12.25)	1:15.90 [8] (0:12.39)	1:03.51 [9] (0:12.94)	0:50.57 [9] (0:12.46)	0:38.11 [8] (0:12.57)	0:25.54 [4] (0:12.91)	0:12.63 [4] (0:12.63)			
Average Speed [km/h]	44.7	58.8	60.1	58.3	58.3	55.7	58.5	58.0	56.0	57.2			
Top Speed [km/h]	59.7	59.6	60.9	60.1	59.0	57.2	59.5	60.0	56.9	57.5			
Avg. Dist. to Rail [m]	4.3	1.1	0.5	0.6	0.3	1.1	3.7	2.9	1.4	2.4			
Avg. Stride Freq. [Hz]	2.3	2.2	2.2	2.2	2.2	2.2	2.3	2.3	2.3	2.3			
Avg. Stride Length [m]	6.2	7.4	7.5	7.3	7.2	7.0	7.2	6.8	6.8	6.9			





Horse/Jockey Name	Alzurri
Final Rank	2
Fastest Section Time (Section)	0:12.00 (1800m)
Top Speed [km/h] (Section)	61.8 (Overall)
Race State	Finished



ToowoombaProfessional

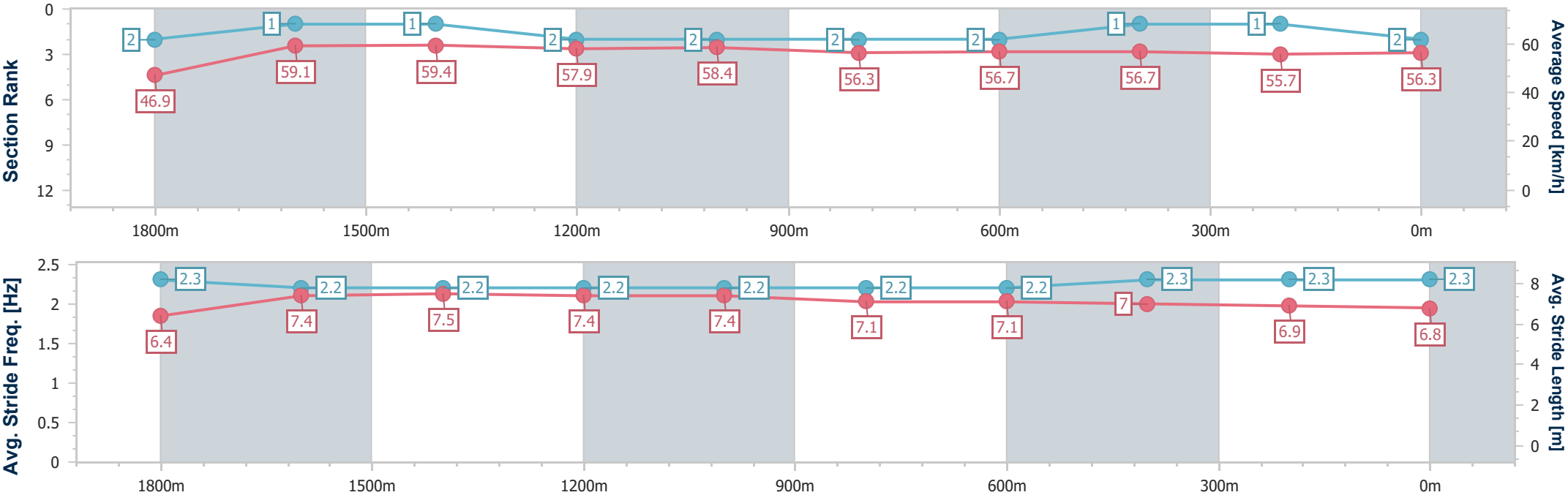
Race 7: SOUTHERN CROSS SHEDS Maiden Plate - 2000m

30 August 2025 - 20:18

Track Rating: Good 4, Weather: Fine, Rail Position: +1.5m Entire



Section	Overall	1800m	1600m	1400m	1200m	1000m	800m	600m	400m	200m			
Section Times	2:08.57 [2] (0:15.41)	1:53.16 [2] (0:12.00)	1:41.16 [1] (0:12.02)	1:29.14 [1] (0:12.53)	1:16.61 [2] (0:12.38)	1:04.23 [2] (0:12.85)	0:51.38 [2] (0:12.82)	0:38.56 [2] (0:12.78)	0:25.78 [1] (0:12.99)	0:12.79 [1] (0:12.79)			
Average Speed [km/h]	46.9	59.1	59.4	57.9	58.4	56.3	56.7	56.7	55.7	56.3			
Top Speed [km/h]	61.8	60.8	61.3	60.1	59.0	57.3	58.0	58.0	57.0	57.0			
Avg. Dist. to Rail [m]	2.3	2.9	1.0	1.2	1.8	1.2	2.7	1.8	0.7	0.6			
Avg. Stride Freq. [Hz]	2.3	2.2	2.2	2.2	2.2	2.2	2.2	2.3	2.3	2.3			
Avg. Stride Length [m]	6.4	7.4	7.5	7.4	7.4	7.1	7.1	7.0	6.9	6.8			



[ ] Ranking at each section and finish  
- - - - No data available at this section  
NA No data available



Horse/Jockey Name	Sally's Kato
Final Rank	4
Fastest Section Time (Section)	0:12.20 (1800m)
Top Speed [km/h] (Section)	63.0 (Overall)
Race State	Finished



ToowoombaProfessional

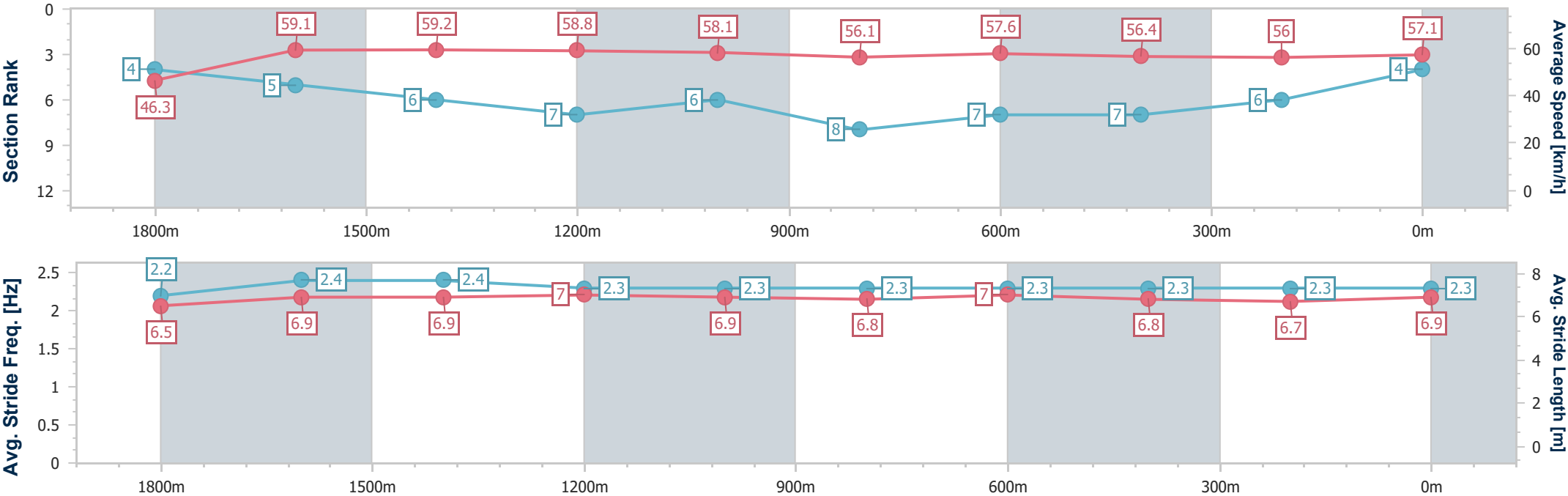
Race 7: SOUTHERN CROSS SHEDS Maiden Plate - 2000m

30 August 2025 - 20:18

Track Rating: Good 4, Weather: Fine, Rail Position: +1.5m Entire



Section	Overall	1800m	1600m	1400m	1200m	1000m	800m	600m	400m	200m			
Section Times	2:08.81 [4] (0:15.57)	1:53.24 [4] (0:12.20)	1:41.04 [5] (0:12.23)	1:28.81 [6] (0:12.46)	1:16.35 [7] (0:12.47)	1:03.88 [6] (0:12.94)	0:50.94 [8] (0:12.58)	0:38.36 [7] (0:12.81)	0:25.55 [7] (0:12.91)	0:12.64 [6] (0:12.64)			
Average Speed [km/h]	46.3	59.1	59.2	58.8	58.1	56.1	57.6	56.4	56.0	57.1			
Top Speed [km/h]	63.0	61.5	60.6	60.2	59.4	57.2	58.0	57.7	57.0	57.3			
Avg. Dist. to Rail [m]	3.4	0.5	1.8	3.3	4.5	2.9	1.8	1.1	1.8	4.9			
Avg. Stride Freq. [Hz]	2.2	2.4	2.4	2.3	2.3	2.3	2.3	2.3	2.3	2.3			
Avg. Stride Length [m]	6.5	6.9	6.9	7.0	6.9	6.8	7.0	6.8	6.7	6.9			





Horse/Jockey Name	Air Of Authority
Final Rank	5
Fastest Section Time (Section)	0:12.08 (1600m)
Top Speed [km/h] (Section)	61.9 (Overall)
Race State	Finished



ToowoombaProfessional

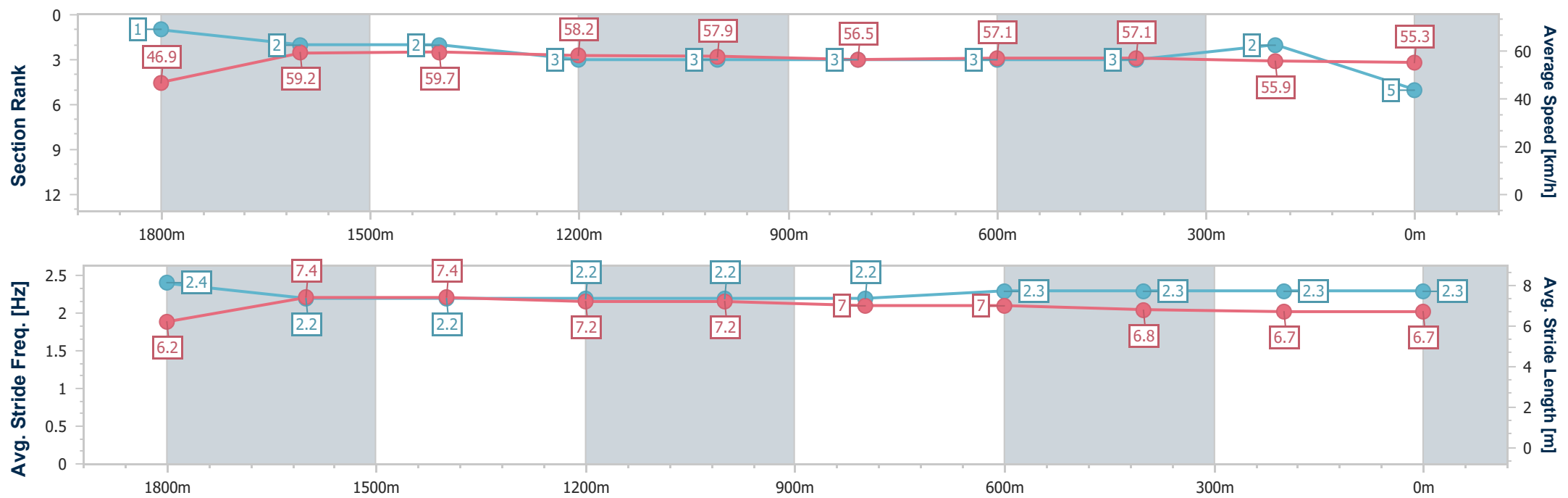
Race 7: SOUTHERN CROSS SHEDS Maiden Plate - 2000m

30 August 2025 - 20:18



Track Rating: Good 4, Weather: Fine, Rail Position: +1.5m Entire

Section	Overall	1800m	1600m	1400m	1200m	1000m	800m	600m	400m	200m			
Section Times	2:08.88 [5] (0:15.35)	1:53.53 [1] (0:12.10)	1:41.43 [2] (0:12.08)	1:29.35 [2] (0:12.52)	1:16.83 [3] (0:12.42)	1:04.41 [3] (0:12.93)	0:51.48 [3] (0:12.75)	0:38.73 [3] (0:12.76)	0:25.97 [3] (0:12.95)	0:13.02 [2] (0:13.02)			
Average Speed [km/h]	46.9	59.2	59.7	58.2	57.9	56.5	57.1	57.1	55.9	55.3			
Top Speed [km/h]	61.9	61.0	60.8	60.3	58.6	57.0	58.4	58.9	56.7	56.2			
Avg. Dist. to Rail [m]	4.7	0.6	0.6	2.0	3.3	3.7	3.2	1.9	1.9	2.8			
Avg. Stride Freq. [Hz]	2.4	2.2	2.2	2.2	2.2	2.2	2.3	2.3	2.3	2.3			
Avg. Stride Length [m]	6.2	7.4	7.4	7.2	7.2	7.0	7.0	6.8	6.7	6.7			





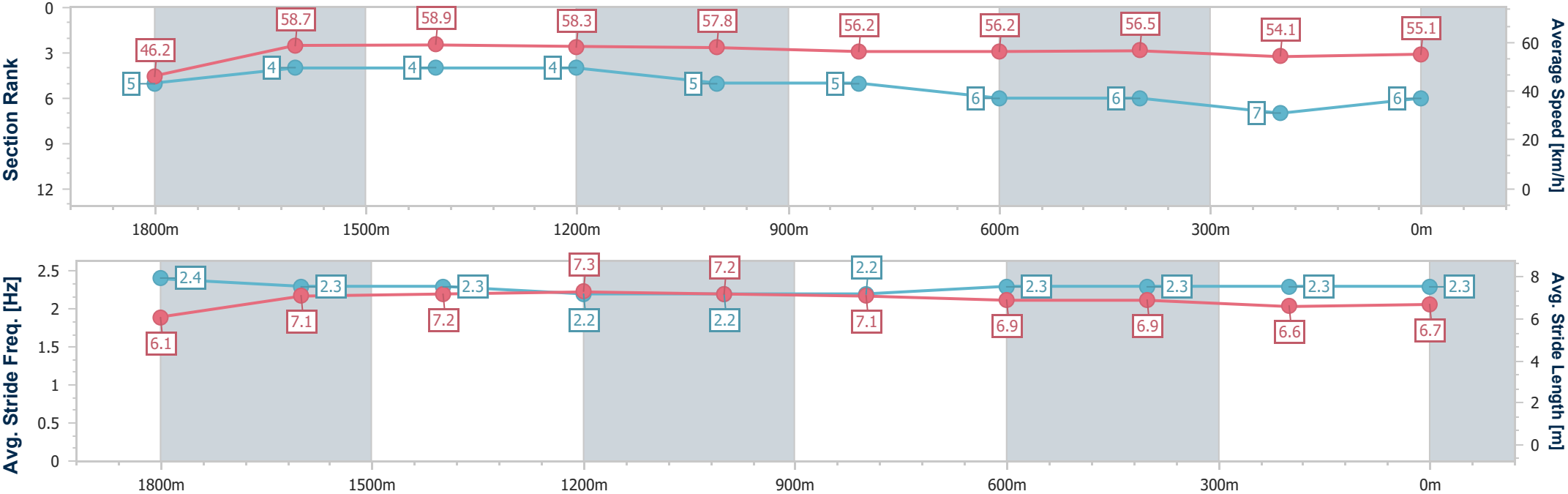
Horse/Jockey Name	Bad Boy Boone
Final Rank	6
Fastest Section Time (Section)	0:12.02 (1800m)
Top Speed [km/h] (Section)	61.0 (1600m)
Race State	Finished



ToowoombaProfessional  
Race 7: SOUTHERN CROSS SHEDS Maiden Plate - 2000m  
30 August 2025 - 20:18  
Track Rating: Good 4, Weather: Fine, Rail Position: +1.5m Entire



Section	Overall	1800m	1600m	1400m	1200m	1000m	800m	600m	400m	200m			
Section Times	2:09.40 [6] (0:15.59)	1:53.81 [5] (0:12.02)	1:41.79 [4] (0:12.19)	1:29.60 [4] (0:12.43)	1:17.17 [4] (0:12.50)	1:04.67 [5] (0:12.86)	0:51.81 [5] (0:12.80)	0:39.01 [6] (0:12.71)	0:26.30 [6] (0:13.24)	0:13.06 [7] (0:13.06)			
Average Speed [km/h]	46.2	58.7	58.9	58.3	57.8	56.2	56.2	56.5	54.1	55.1			
Top Speed [km/h]	60.9	59.6	61.0	61.0	58.4	57.8	57.7	58.4	55.2	55.3			
Avg. Dist. to Rail [m]	3.4	3.7	0.6	1.3	2.5	2.2	1.0	0.8	0.4	0.3			
Avg. Stride Freq. [Hz]	2.4	2.3	2.3	2.2	2.2	2.2	2.3	2.3	2.3	2.3			
Avg. Stride Length [m]	6.1	7.1	7.2	7.3	7.2	7.1	6.9	6.9	6.6	6.7			







Horse/Jockey Name	I'm That Guy
Final Rank	7
Fastest Section Time (Section)	0:12.03 (1800m)
Top Speed [km/h] (Section)	61.0 (1600m)
Race State	Finished



ToowoombaProfessional

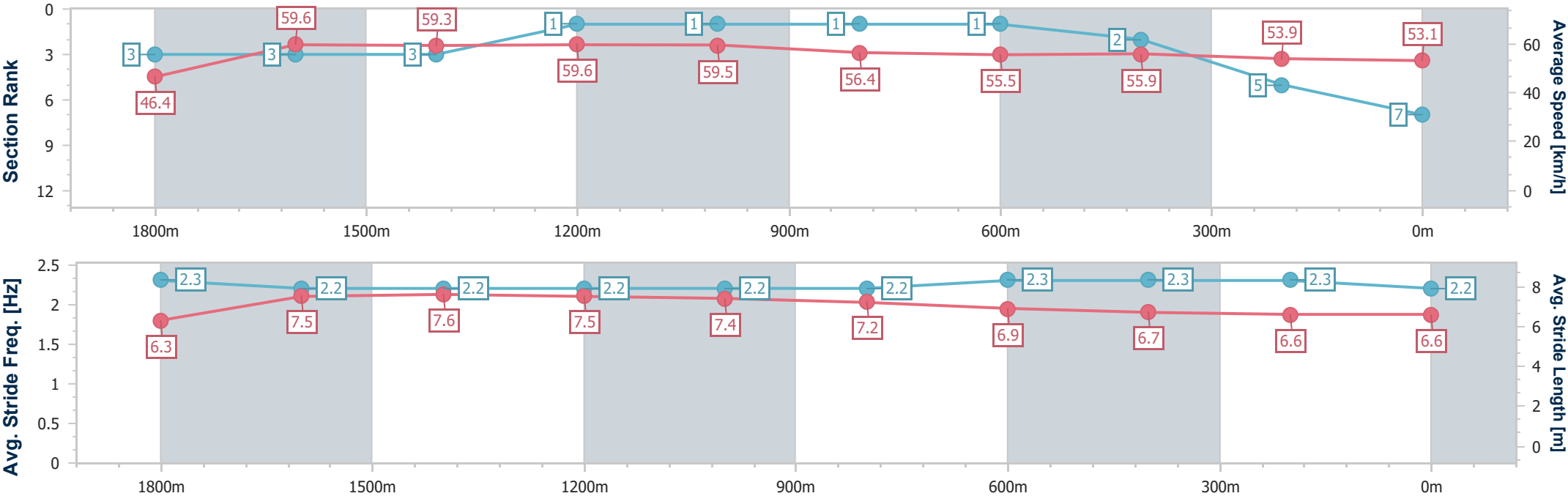
Race 7: SOUTHERN CROSS SHEDS Maiden Plate - 2000m

30 August 2025 - 20:18

Track Rating: Good 4, Weather: Fine, Rail Position: +1.5m Entire



Section	Overall	1800m	1600m	1400m	1200m	1000m	800m	600m	400m	200m			
Section Times	2:09.75 [7] (0:15.52)	1:54.23 [3] (0:12.03)	1:42.20 [3] (0:12.13)	1:30.07 [3] (0:12.26)	1:17.81 [1] (0:12.17)	1:05.64 [1] (0:12.87)	0:52.77 [1] (0:13.00)	0:39.77 [1] (0:12.87)	0:26.90 [2] (0:13.31)	0:13.59 [5] (0:13.59)			
Average Speed [km/h]	46.4	59.6	59.3	59.6	59.5	56.4	55.5	55.9	53.9	53.1			
Top Speed [km/h]	60.4	60.6	61.0	60.7	60.2	58.6	56.7	57.6	54.7	53.4			
Avg. Dist. to Rail [m]	1.7	1.0	0.8	2.8	3.6	2.1	1.4	0.4	0.7	0.8			
Avg. Stride Freq. [Hz]	2.3	2.2	2.2	2.2	2.2	2.2	2.3	2.3	2.3	2.2			
Avg. Stride Length [m]	6.3	7.5	7.6	7.5	7.4	7.2	6.9	6.7	6.6	6.6			





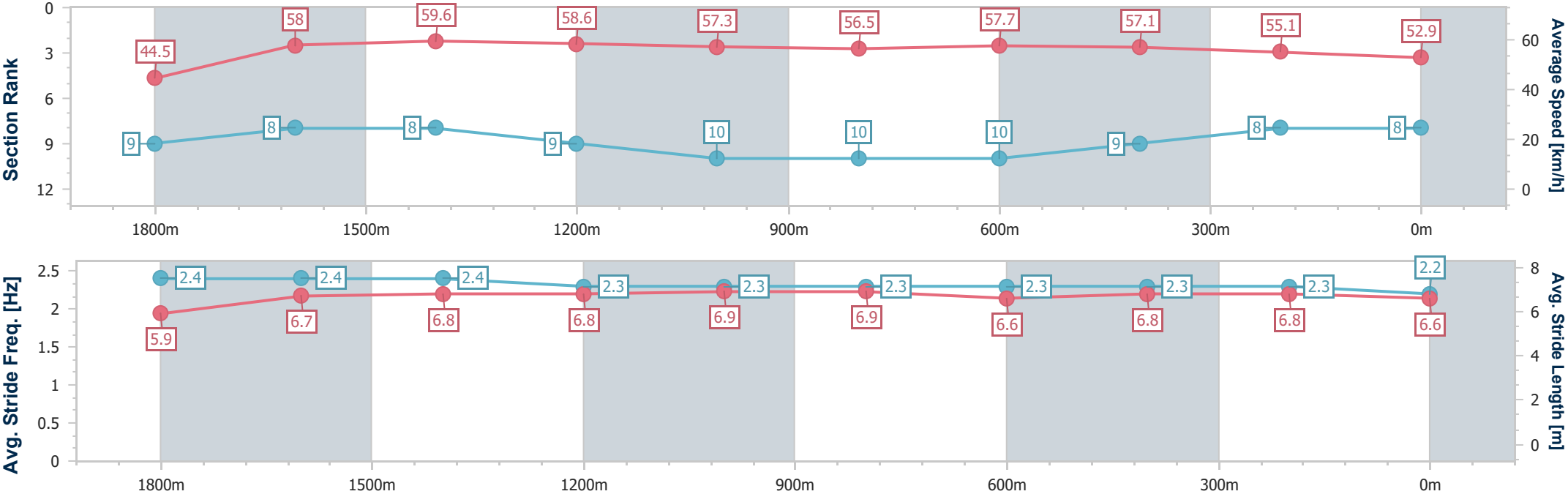
Horse/Jockey Name	Shot Glass
Final Rank	8
Fastest Section Time (Section)	0:11.98 (1600m)
Top Speed [km/h] (Section)	60.7 (1600m)
Race State	Finished



ToowoombaProfessional  
Race 7: SOUTHERN CROSS SHEDS Maiden Plate - 2000m  
30 August 2025 - 20:18  
Track Rating: Good 4, Weather: Fine, Rail Position: +1.5m Entire



Section	Overall	1800m	1600m	1400m	1200m	1000m	800m	600m	400m	200m			
Section Times	2:10.27 [8] (0:16.17)	1:54.10 [9] (0:12.23)	1:41.87 [8] (0:11.98)	1:29.89 [8] (0:12.36)	1:17.53 [9] (0:12.62)	1:04.91 [10] (0:12.82)	0:52.09 [10] (0:12.61)	0:39.48 [10] (0:12.76)	0:26.72 [9] (0:13.16)	0:13.56 [8] (0:13.56)			
Average Speed [km/h]	44.5	58.0	59.6	58.6	57.3	56.5	57.7	57.1	55.1	52.9			
Top Speed [km/h]	59.5	60.7	60.7	59.5	58.0	57.3	58.9	57.9	56.3	55.0			
Avg. Dist. to Rail [m]	2.0	2.9	1.9	1.5	3.2	2.6	2.7	2.8	0.8	1.1			
Avg. Stride Freq. [Hz]	2.4	2.4	2.4	2.3	2.3	2.3	2.3	2.3	2.3	2.2			
Avg. Stride Length [m]	5.9	6.7	6.8	6.8	6.9	6.9	6.6	6.8	6.8	6.6			





Horse/Jockey Name	Sakura Magic
Final Rank	9
Fastest Section Time (Section)	0:12.08 (1800m)
Top Speed [km/h] (Section)	60.2 (1400m)
Race State	Finished



ToowoombaProfessional

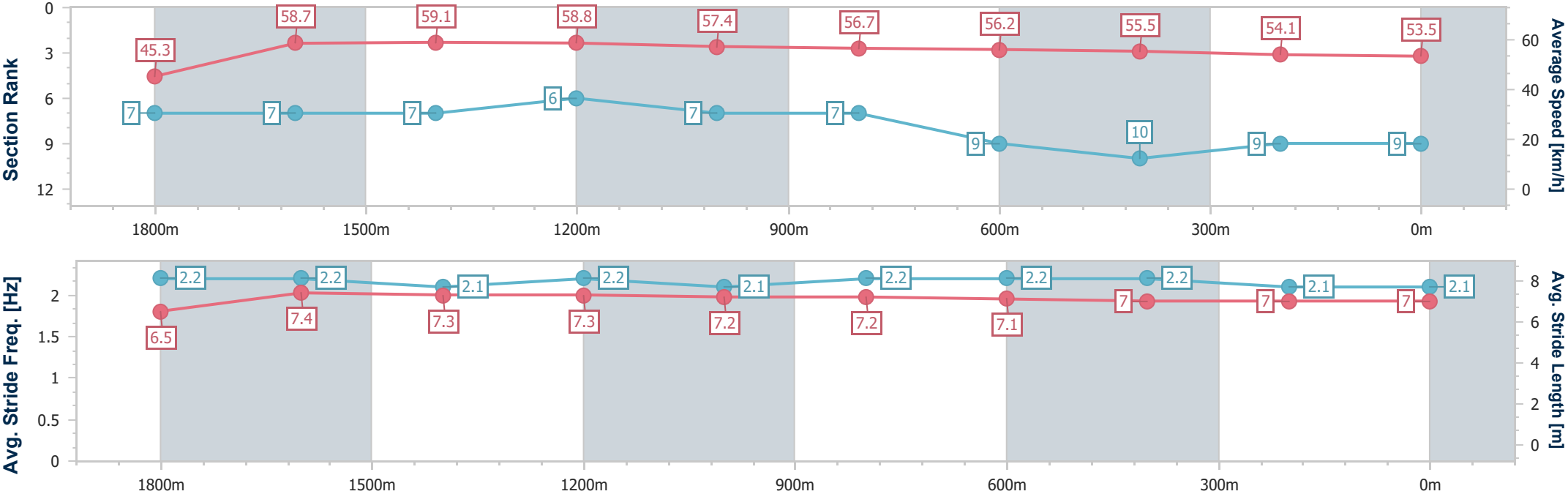
Race 7: SOUTHERN CROSS SHEDS Maiden Plate - 2000m

30 August 2025 - 20:18

Track Rating: Good 4, Weather: Fine, Rail Position: +1.5m Entire



Section	Overall	1800m	1600m	1400m	1200m	1000m	800m	600m	400m	200m			
Section Times	2:10.38 [9] (0:15.89)	1:54.49 [7] (0:12.08)	1:42.41 [7] (0:12.10)	1:30.31 [7] (0:12.31)	1:18.00 [6] (0:12.58)	1:05.42 [7] (0:12.85)	0:52.57 [7] (0:12.89)	0:39.68 [9] (0:12.93)	0:26.75 [10] (0:13.30)	0:13.45 [9] (0:13.45)			
Average Speed [km/h]	45.3	58.7	59.1	58.8	57.4	56.7	56.2	55.5	54.1	53.5			
Top Speed [km/h]	58.8	59.5	60.2	60.2	58.7	57.7	56.7	56.7	54.8	54.8			
Avg. Dist. to Rail [m]	1.6	3.3	1.0	1.2	3.0	2.6	1.7	0.6	0.9	2.9			
Avg. Stride Freq. [Hz]	2.2	2.2	2.1	2.2	2.1	2.2	2.2	2.2	2.1	2.1			
Avg. Stride Length [m]	6.5	7.4	7.3	7.3	7.2	7.2	7.1	7.0	7.0	7.0			





Horse/Jockey Name	Stella Simone
Final Rank	10
Fastest Section Time (Section)	0:11.93 (1600m)
Top Speed [km/h] (Section)	61.4 (1600m)
Race State	Finished



ToowoombaProfessional

Race 7: SOUTHERN CROSS SHEDS Maiden Plate - 2000m

30 August 2025 - 20:18



Track Rating: Good 4, Weather: Fine, Rail Position: +1.5m Entire

Section	Overall	1800m	1600m	1400m	1200m	1000m	800m	600m	400m	200m			
Section Times	2:11.75 [10] (0:16.31)	1:55.44 [10] (0:12.30)	1:43.14 [10] (0:11.93)	1:31.21 [10] (0:12.37)	1:18.84 [10] (0:12.11)	1:06.73 [8] (0:12.44)	0:54.29 [4] (0:12.78)	0:41.51 [4] (0:13.25)	0:28.26 [8] (0:13.85)	0:14.41 [10] (0:14.41)			
Average Speed [km/h]	44.3	58.3	60.4	59.5	59.6	58.6	57.0	55.3	52.4	49.9			
Top Speed [km/h]	59.7	60.6	61.4	60.6	60.3	59.8	57.6	57.1	53.1	51.7			
Avg. Dist. to Rail [m]	2.2	0.7	1.4	3.8	5.5	4.6	3.4	3.4	1.8	0.9			
Avg. Stride Freq. [Hz]	2.2	2.2	2.2	2.2	2.3	2.3	2.3	2.3	2.2	2.1			
Avg. Stride Length [m]	6.3	7.2	7.4	7.4	7.3	7.2	7.0	6.7	6.5	6.5			

