



MackayProfessional

Race 1: BOOK EVENT CENTRE FOR FUNCTIONS Class 1 Plate - 1560m

04 September 2025 - 13:10



MACKAY TURF CLUB
Ooralea Racecourse

Track Rating: Good 3, Weather: Overcast, Rail Position: True

Section						Overall	1400m	1200m	1000m	800m	600m	400m	Last 600m	
Field Times						1:34.87 (0:11.51)	1:23.36 (0:12.31)	1:11.05 (0:11.91)	0:59.14 (0:12.29)	0:46.85 (0:12.09)	0:34.76 (0:11.82)	0:22.94 (0:11.33)	0:34.76	
Rank	TAB	Horse/Jockey	Barrier	Top Speed [km/h]	Fastest Section									Distance Travelled [m]
1	1	BETTER BE READY	5	64.7	0:11.33	1:34.87 [1]	1:23.36 [1]	1:11.05 [1]	0:59.09 [2]	0:46.84 [2]	0:34.76 [1]	0:22.94 [1]	0:34.76	
		Sean Cormack		400m	400m	(0:11.51)	(0:12.31)	(0:11.96)	(0:12.25)	(0:12.08)	(0:11.82)	(0:11.33)		
2	5	THE PENSKE FILE	3	62.7	0:11.67	1:35.56 [2]	1:23.86 [2]	1:11.60 [3]	0:59.63 [3]	0:47.32 [3]	0:35.25 [3]	0:23.46 [3]	0:35.25	+5
		Nikki Olzard		600m	400m	(0:11.70)	(0:12.26)	(0:11.97)	(0:12.31)	(0:12.07)	(0:11.79)	(0:11.67)		
3	4	ICONIC PRINCE	6	63.0	0:11.65	1:35.56 [3]	1:23.80 [3]	1:11.69 [2]	0:59.83 [1]	0:47.54 [1]	0:35.43 [2]	0:23.55 [2]	0:35.43	+3
		Ashley Butler		400m	400m	(0:11.76)	(0:12.11)	(0:11.86)	(0:12.29)	(0:12.11)	(0:11.88)	(0:11.65)		
4	3	FLYBALL	1	63.0	0:11.54	1:35.75 [4]	1:23.98 [4]	1:11.53 [4]	0:59.69 [4]	0:47.45 [4]	0:35.44 [3]	0:23.53 [4]	0:35.44	-1
		Ryan Wiggins		400m	400m	(0:11.77)	(0:12.45)	(0:11.84)	(0:12.24)	(0:12.01)	(0:11.91)	(0:11.54)		
5	2	BIKER	4	63.0	0:11.59	1:35.88 [5]	1:23.87 [5]	1:11.51 [5]	0:59.69 [5]	0:47.44 [5]	0:35.32 [5]	0:23.53 [5]	0:35.32	+5
		Raul Silvera Olivera		400m	400m	(0:12.01)	(0:12.36)	(0:11.82)	(0:12.25)	(0:12.12)	(0:11.79)	(0:11.59)		
6	7	SILVERADO MISS	2	62.0	0:11.78	1:36.71 [6]	1:24.69 [6]	1:12.15 [6]	1:00.37 [6]	0:48.18 [6]	0:36.09 [6]	0:24.02 [6]	0:36.09	+1
		Chris McIver		1200m	1200m	(0:12.02)	(0:12.54)	(0:11.78)	(0:12.19)	(0:12.09)	(0:12.07)	(0:11.80)		
7	6	LOOK AT ROSA	7	63.0	0:11.75	1:36.72 [7]	1:24.69 [7]	1:12.08 [7]	1:00.24 [7]	0:48.04 [7]	0:35.97 [7]	0:24.00 [7]	0:35.97	+4
		Ivo Fry		400m	400m	(0:12.03)	(0:12.61)	(0:11.84)	(0:12.20)	(0:12.07)	(0:11.97)	(0:11.75)		

Scratched: Supeedo Gonzales (#8), The Kobay Train (#9)



MackayProfessional

Race 1: BOOK EVENT CENTRE FOR FUNCTIONS Class 1 Plate - 1560m

04 September 2025 - 13:10



MACKAY TURF CLUB
Ooralea Racecourse

Track Rating: Good 3, Weather: Overcast, Rail Position: True

Section						200m				Last 600m
Field Times						0:11.61 (0:11.61)				0:34.76
Rank	TAB	Horse/Jockey	Barrier	Top Speed [km/h]	Fastest Section		Margin			Distance Travelled [m]
1	1	BETTER BE READY	5	64.7	0:11.33	0:11.61 [1]	1:34.87			0:34.76
		Sean Cormack		400m	400m	(0:11.61)				
2	5	THE PENSKE FILE	3	62.7	0:11.67	0:11.79 [4]	4.03L			0:35.25 +5
		Nikki Olzard		600m	400m	(0:11.79)				
3	4	ICONIC PRINCE	6	63.0	0:11.65	0:11.90 [2]	4.06L			0:35.43 +3
		Ashley Butler		400m	400m	(0:11.90)				
4	3	FLYBALL	1	63.0	0:11.54	0:11.99 [3]	5.17L			0:35.44 -1
		Ryan Wiggins		400m	400m	(0:11.99)				
5	2	BIKER	4	63.0	0:11.59	0:11.94 [5]	5.89L			0:35.32 +5
		Raul Silvera Olivera		400m	400m	(0:11.94)				
6	7	SILVERADO MISS	2	62.0	0:11.78	0:12.22 [7]	10.81L			0:36.09 +1
		Chris McIver		1200m	1200m	(0:12.22)				
7	6	LOOK AT ROSA	7	63.0	0:11.75	0:12.25 [6]	10.88L			0:35.97 +4
		Ivo Fry		400m	400m	(0:12.25)				

Scratched: Supeedo Gonzales (#8), The Kobay Train (#9)



Horse/Jockey Name	Better Be Ready
Final Rank	1
Fastest Section Time (Section)	0:11.33 (400m)
Top Speed [km/h] (Section)	64.7 (400m)
Race State	Finished



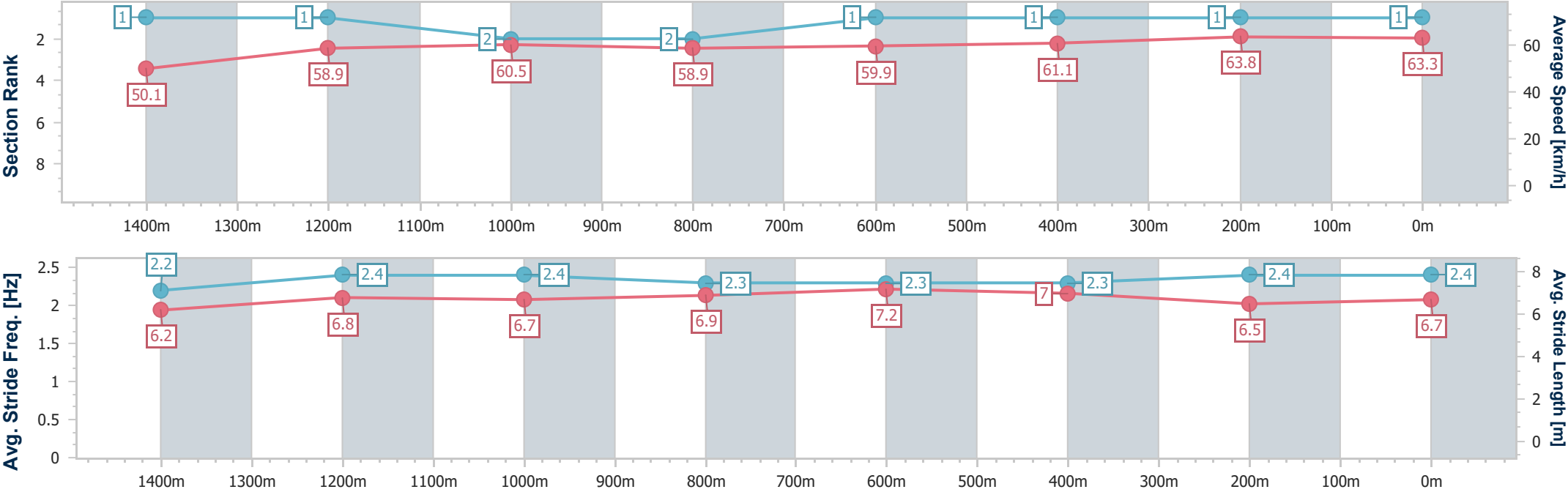
MackayProfessional
Race 1: BOOK EVENT CENTRE FOR FUNCTIONS Class 1 Plate
- 1560m



04 September 2025 - 13:10

Track Rating: Good 3, Weather: Overcast, Rail Position: True

Section	Overall	1400m	1200m	1000m	800m	600m	400m	200m					
Section Times	1:34.87 [1] (0:11.51)	1:23.36 [1] (0:12.31)	1:11.05 [1] (0:11.96)	0:59.09 [2] (0:12.25)	0:46.84 [2] (0:12.08)	0:34.76 [1] (0:11.82)	0:22.94 [1] (0:11.33)	0:11.61 [1] (0:11.61)					
Average Speed [km/h]	50.1	58.9	60.5	58.9	59.9	61.1	63.8	63.3					
Top Speed [km/h]	60.4	60.8	61.1	59.9	60.5	62.8	64.7	64.6					
Avg. Dist. to Rail [m]	3.1	1.8	1.7	1.5	1.0	0.5	1.5	1.3					
Avg. Stride Freq. [Hz]	2.2	2.4	2.4	2.3	2.3	2.3	2.4	2.4					
Avg. Stride Length [m]	6.2	6.8	6.7	6.9	7.2	7.0	6.5	6.7					





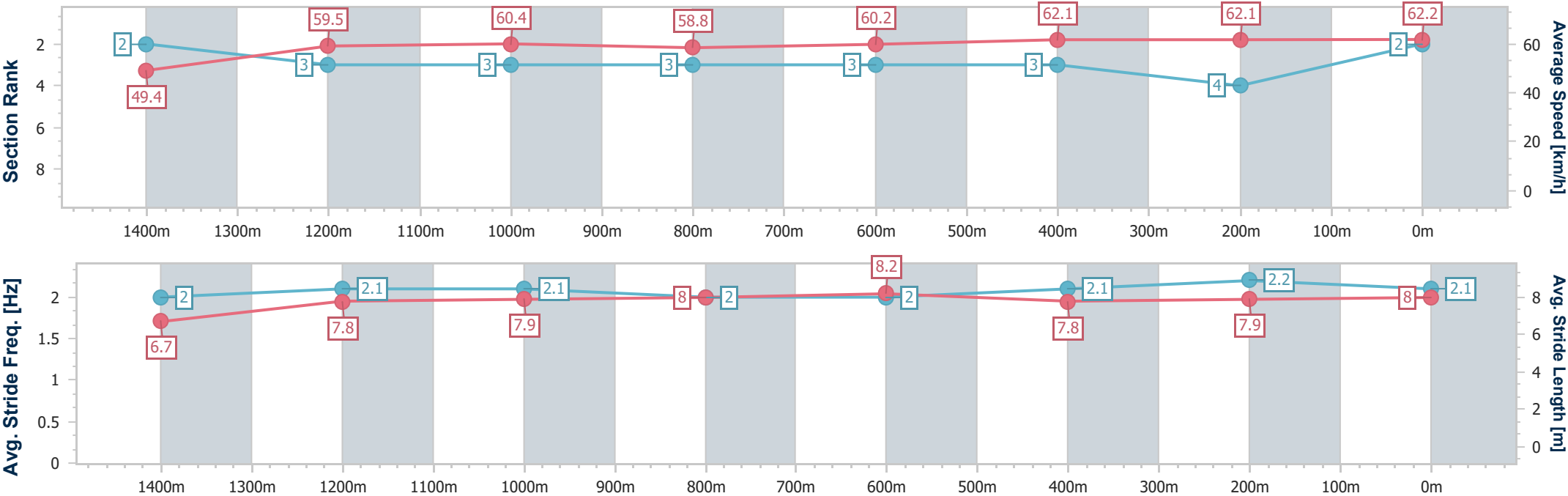
Horse/Jockey Name	The Penske File
Final Rank	2
Fastest Section Time (Section)	0:11.67 (400m)
Top Speed [km/h] (Section)	62.7 (600m)
Race State	Finished



MackayProfessional
Race 1: BOOK EVENT CENTRE FOR FUNCTIONS Class 1 Plate
- 1560m
04 September 2025 - 13:10
Track Rating: Good 3, Weather: Overcast, Rail Position: True



Section	Overall	1400m	1200m	1000m	800m	600m	400m	200m					
Section Times	1:35.56 [2] (0:11.70)	1:23.86 [2] (0:12.26)	1:11.60 [3] (0:11.97)	0:59.63 [3] (0:12.31)	0:47.32 [3] (0:12.07)	0:35.25 [3] (0:11.79)	0:23.46 [3] (0:11.67)	0:11.79 [4] (0:11.79)					
Average Speed [km/h]	49.4	59.5	60.4	58.8	60.2	62.1	62.1	62.2					
Top Speed [km/h]	61.6	60.9	61.3	59.8	61.5	62.7	62.5	62.2					
Avg. Dist. to Rail [m]	3.2	2.9	2.6	2.1	1.9	2.2	3.5	3.5					
Avg. Stride Freq. [Hz]	2.0	2.1	2.1	2.0	2.0	2.1	2.2	2.1					
Avg. Stride Length [m]	6.7	7.8	7.9	8.0	8.2	7.8	7.9	8.0					





Horse/Jockey Name	Iconic Prince
Final Rank	3
Fastest Section Time (Section)	0:11.65 (400m)
Top Speed [km/h] (Section)	63.0 (400m)
Race State	Finished



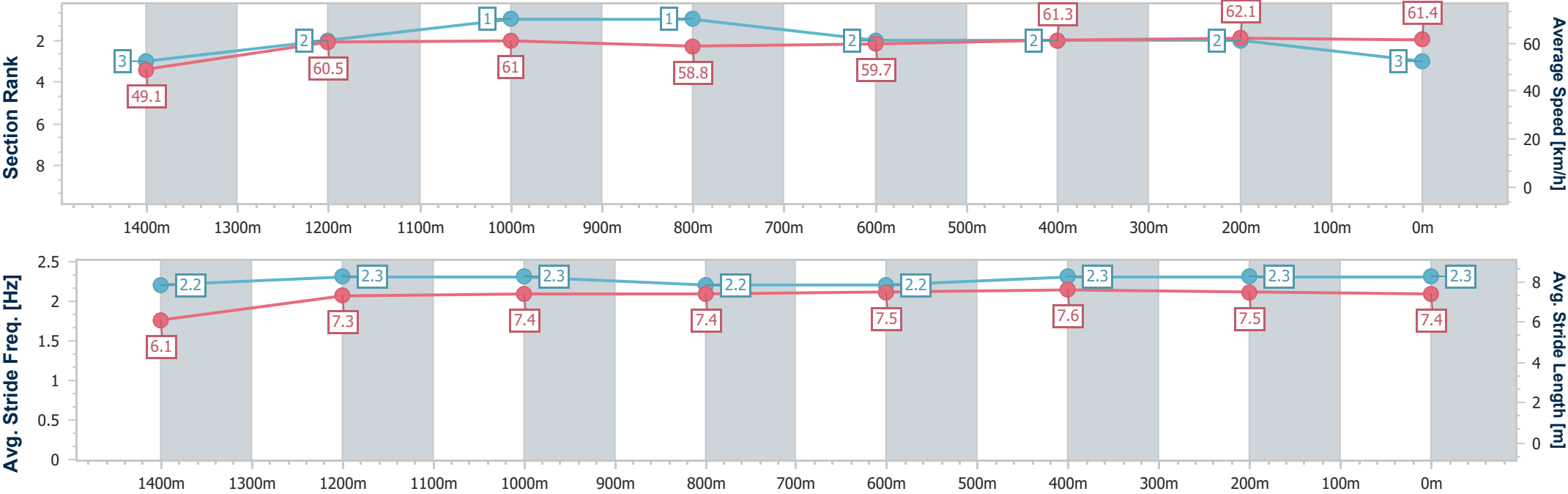
MackayProfessional
Race 1: BOOK EVENT CENTRE FOR FUNCTIONS Class 1 Plate
- 1560m



04 September 2025 - 13:10

Track Rating: Good 3, Weather: Overcast, Rail Position: True

Section	Overall	1400m	1200m	1000m	800m	600m	400m	200m					
Section Times	1:35.56 [3] (0:11.76)	1:23.80 [3] (0:12.11)	1:11.69 [2] (0:11.86)	0:59.83 [1] (0:12.29)	0:47.54 [1] (0:12.11)	0:35.43 [2] (0:11.88)	0:23.55 [2] (0:11.65)	0:11.90 [2] (0:11.90)					
Average Speed [km/h]	49.1	60.5	61.0	58.8	59.7	61.3	62.1	61.4					
Top Speed [km/h]	60.4	61.3	61.8	59.8	60.7	62.8	63.0	61.9					
Avg. Dist. to Rail [m]	4.9	4.0	2.6	1.3	1.3	1.3	2.4	2.4					
Avg. Stride Freq. [Hz]	2.2	2.3	2.3	2.2	2.2	2.3	2.3	2.3					
Avg. Stride Length [m]	6.1	7.3	7.4	7.4	7.5	7.6	7.5	7.4					





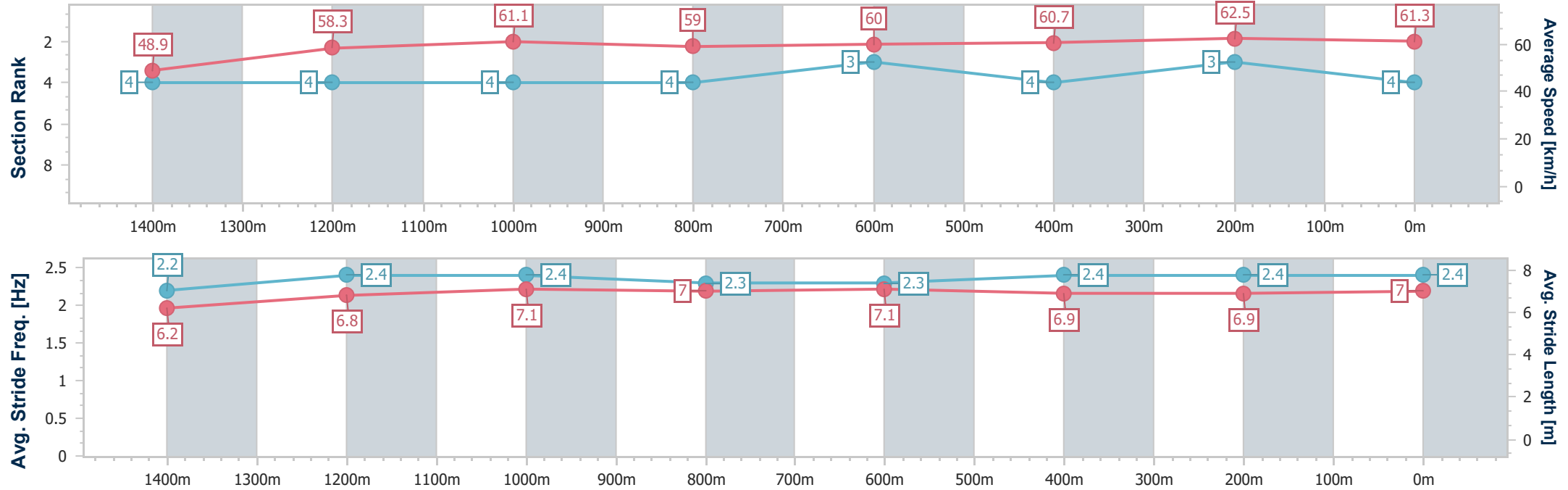
Horse/Jockey Name	Flyball
Final Rank	4
Fastest Section Time (Section)	0:11.54 (400m)
Top Speed [km/h] (Section)	63.0 (400m)
Race State	Finished



MackayProfessional
Race 1: BOOK EVENT CENTRE FOR FUNCTIONS Class 1 Plate
- 1560m
04 September 2025 - 13:10
Track Rating: Good 3, Weather: Overcast, Rail Position: True



Section	Overall	1400m	1200m	1000m	800m	600m	400m	200m					
Section Times	1:35.75 [4] (0:11.77)	1:23.98 [4] (0:12.45)	1:11.53 [4] (0:11.84)	0:59.69 [4] (0:12.24)	0:47.45 [4] (0:12.01)	0:35.44 [3] (0:11.91)	0:23.53 [4] (0:11.54)	0:11.99 [3] (0:11.99)					
Average Speed [km/h]	48.9	58.3	61.1	59.0	60.0	60.7	62.5	61.3					
Top Speed [km/h]	61.2	60.5	61.6	60.2	61.0	61.7	63.0	62.8					
Avg. Dist. to Rail [m]	1.3	1.8	1.5	1.1	0.7	0.5	1.8	1.6					
Avg. Stride Freq. [Hz]	2.2	2.4	2.4	2.3	2.3	2.4	2.4	2.4					
Avg. Stride Length [m]	6.2	6.8	7.1	7.0	7.1	6.9	6.9	7.0					





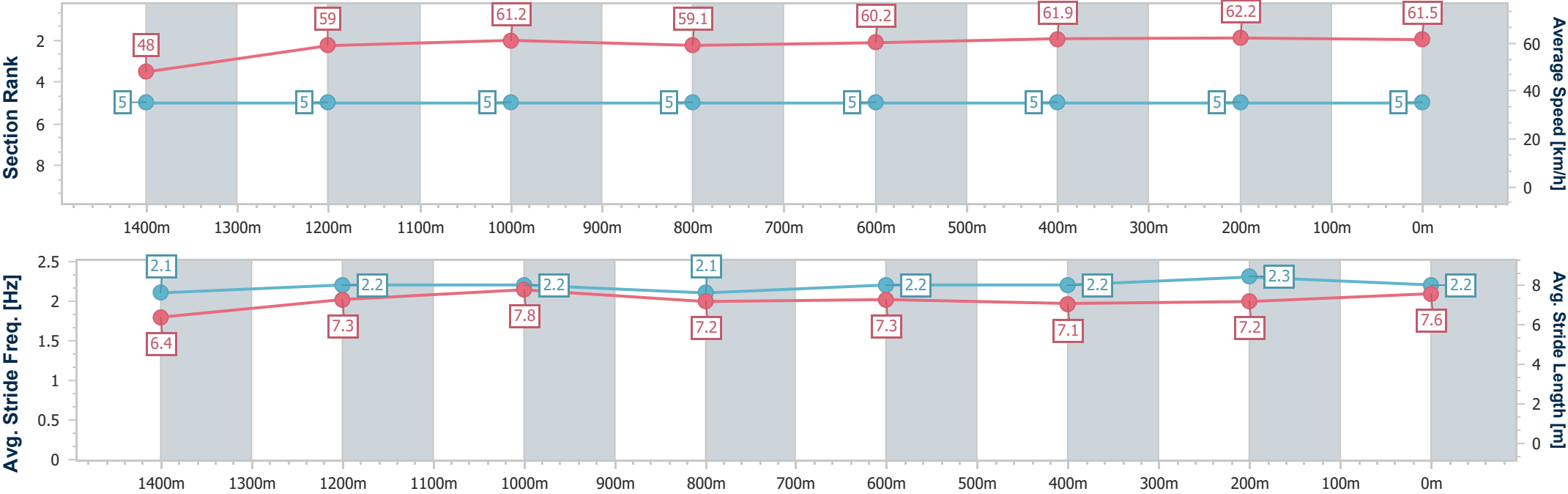
Horse/Jockey Name	Biker
Final Rank	5
Fastest Section Time (Section)	0:11.59 (400m)
Top Speed [km/h] (Section)	63.0 (400m)
Race State	Finished



MackayProfessional
Race 1: BOOK EVENT CENTRE FOR FUNCTIONS Class 1 Plate
- 1560m
04 September 2025 - 13:10
Track Rating: Good 3, Weather: Overcast, Rail Position: True



Section	Overall	1400m	1200m	1000m	800m	600m	400m	200m					
Section Times	1:35.88 [5] (0:12.01)	1:23.87 [5] (0:12.36)	1:11.51 [5] (0:11.82)	0:59.69 [5] (0:12.25)	0:47.44 [5] (0:12.12)	0:35.32 [5] (0:11.79)	0:23.53 [5] (0:11.59)	0:11.94 [5] (0:11.94)					
Average Speed [km/h]	48.0	59.0	61.2	59.1	60.2	61.9	62.2	61.5					
Top Speed [km/h]	59.6	60.8	61.7	60.4	61.2	62.7	63.0	62.6					
Avg. Dist. to Rail [m]	3.9	2.9	2.6	2.4	2.7	2.0	2.2	2.1					
Avg. Stride Freq. [Hz]	2.1	2.2	2.2	2.1	2.2	2.2	2.3	2.2					
Avg. Stride Length [m]	6.4	7.3	7.8	7.2	7.3	7.1	7.2	7.6					





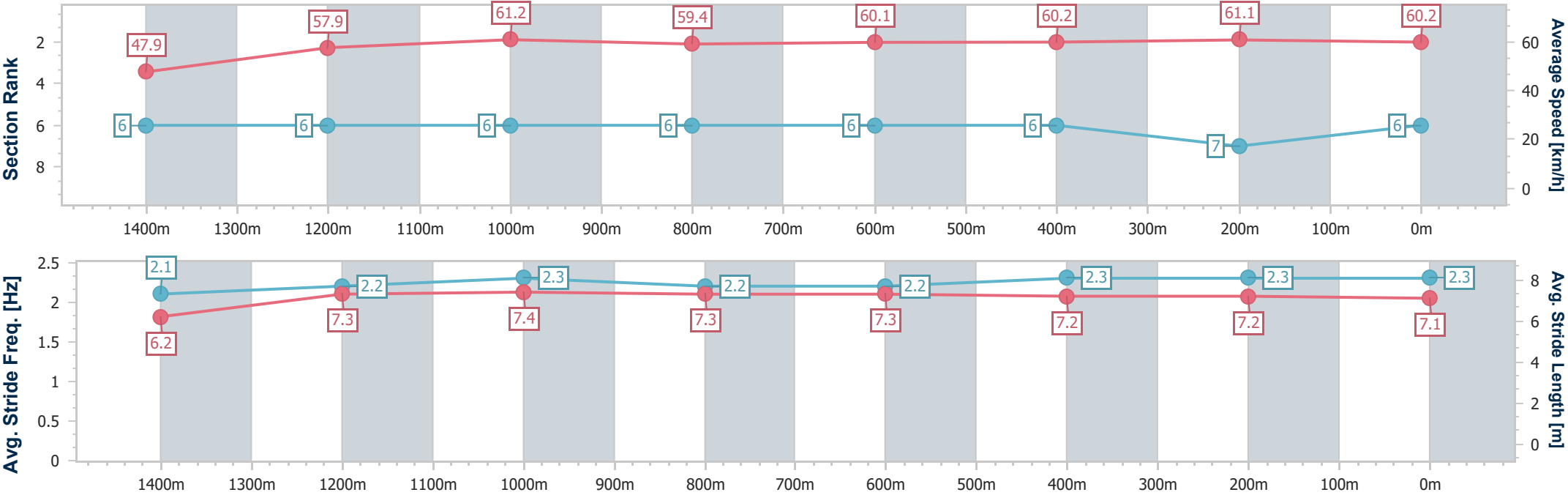
Horse/Jockey Name	Silverado Miss
Final Rank	6
Fastest Section Time (Section)	0:11.78 (1200m)
Top Speed [km/h] (Section)	62.0 (1200m)
Race State	Finished



MackayProfessional
Race 1: BOOK EVENT CENTRE FOR FUNCTIONS Class 1 Plate
- 1560m
04 September 2025 - 13:10
Track Rating: Good 3, Weather: Overcast, Rail Position: True



Section	Overall	1400m	1200m	1000m	800m	600m	400m	200m					
Section Times	1:36.71 [6] (0:12.02)	1:24.69 [6] (0:12.54)	1:12.15 [6] (0:11.78)	1:00.37 [6] (0:12.19)	0:48.18 [6] (0:12.09)	0:36.09 [6] (0:12.07)	0:24.02 [6] (0:11.80)	0:12.22 [7] (0:12.22)					
Average Speed [km/h]	47.9	57.9	61.2	59.4	60.1	60.2	61.1	60.2					
Top Speed [km/h]	59.0	59.5	62.0	61.1	61.3	61.0	61.8	60.8					
Avg. Dist. to Rail [m]	1.9	1.6	1.6	1.6	2.5	1.6	0.2	0.7					
Avg. Stride Freq. [Hz]	2.1	2.2	2.3	2.2	2.2	2.3	2.3	2.3					
Avg. Stride Length [m]	6.2	7.3	7.4	7.3	7.3	7.2	7.2	7.1					





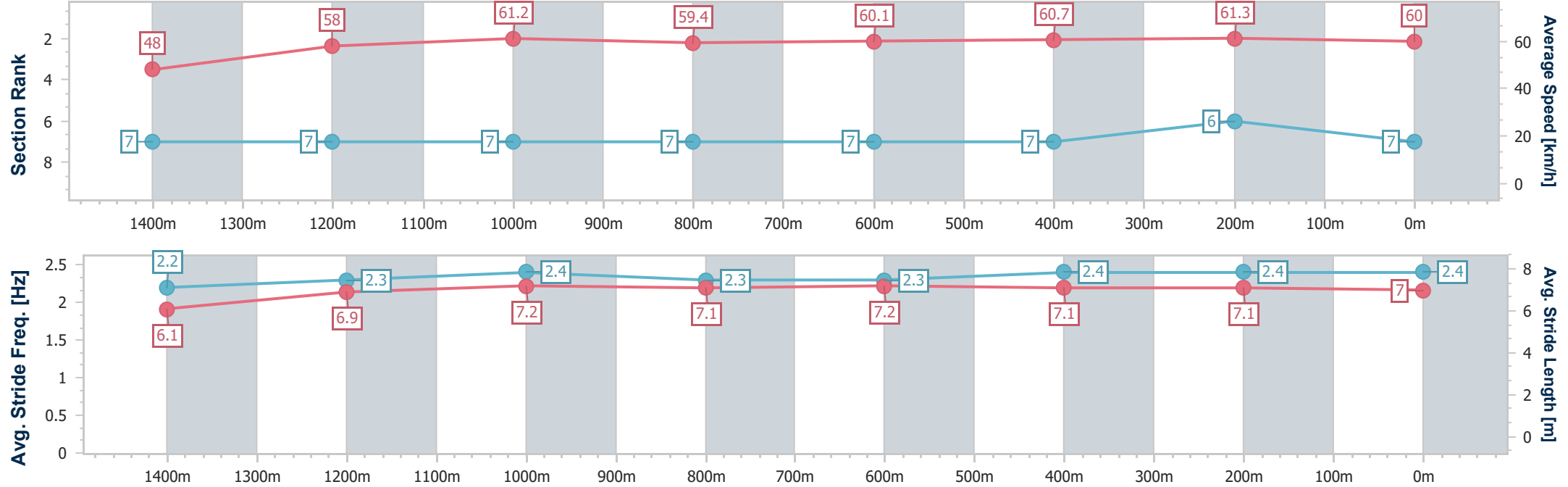
Horse/Jockey Name	Look At Rosa
Final Rank	7
Fastest Section Time (Section)	0:11.75 (400m)
Top Speed [km/h] (Section)	63.0 (400m)
Race State	Finished



MackayProfessional
Race 1: BOOK EVENT CENTRE FOR FUNCTIONS Class 1 Plate
- 1560m
04 September 2025 - 13:10
Track Rating: Good 3, Weather: Overcast, Rail Position: True



Section	Overall	1400m	1200m	1000m	800m	600m	400m	200m					
Section Times	1:36.72 [7] (0:12.03)	1:24.69 [7] (0:12.61)	1:12.08 [7] (0:11.84)	1:00.24 [7] (0:12.20)	0:48.04 [7] (0:12.07)	0:35.97 [7] (0:11.97)	0:24.00 [7] (0:11.75)	0:12.25 [6] (0:12.25)					
Average Speed [km/h]	48.0	58.0	61.2	59.4	60.1	60.7	61.3	60.0					
Top Speed [km/h]	58.3	59.2	62.3	61.3	61.3	62.9	63.0	61.5					
Avg. Dist. to Rail [m]	5.9	3.7	2.6	2.1	2.0	1.2	1.2	2.5					
Avg. Stride Freq. [Hz]	2.2	2.3	2.4	2.3	2.3	2.4	2.4	2.4					
Avg. Stride Length [m]	6.1	6.9	7.2	7.1	7.2	7.1	7.1	7.0					





MackayProfessional

Race 2: LADBROKES ODDS SURGE OPEN Handicap - 1560m

04 September 2025 - 13:45



MACKAY TURF CLUB
Ooralea Racecourse

Track Rating: Good 3, Weather: Overcast, Rail Position: True

Section					Overall	1400m	1200m	1000m	800m	600m	400m	Last 600m		
Field Times					1:32.89 (0:11.25)	1:21.64 (0:11.53)	1:10.11 (0:11.81)	0:58.30 (0:11.67)	0:46.63 (0:11.65)	0:34.98 (0:11.74)	0:23.24 (0:11.52)	0:34.98		
Rank	TAB	Horse/Jockey	Barrier	Top Speed [km/h]	Fastest Section									Distance Travelled [m]
1	5	OBLIGATED	2	64.9	0:11.37	1:32.89 [1]	1:21.47 [3]	1:09.79 [4]	0:57.83 [4]	0:46.19 [3]	0:34.74 [3]	0:23.09 [2]	0:34.74	
		Raul Silvera Olivera		400m	400m	(0:11.42)	(0:11.68)	(0:11.96)	(0:11.64)	(0:11.45)	(0:11.65)	(0:11.37)		
2	7	SIR ROCKET	1	63.5	0:11.41	1:33.29 [2]	1:21.61 [6]	1:09.98 [5]	0:58.04 [5]	0:46.37 [5]	0:34.84 [5]	0:23.31 [5]	0:34.84	+0
		Tahlia Fenlon		400m	400m	(0:11.68)	(0:11.63)	(0:11.94)	(0:11.67)	(0:11.53)	(0:11.53)	(0:11.41)		
3	1	ACROPHOBIC	3	64.4	0:11.43	1:33.39 [3]	1:21.70 [7]	1:10.02 [7]	0:58.07 [7]	0:46.35 [7]	0:34.75 [7]	0:23.22 [6]	0:34.75	+3
		Sean Cormack		400m	400m	(0:11.69)	(0:11.68)	(0:11.95)	(0:11.72)	(0:11.60)	(0:11.53)	(0:11.43)		
4	3	PIPISTRELLE	6	65.4	0:11.47	1:33.61 [4]	1:22.08 [4]	1:10.54 [3]	0:58.58 [3]	0:46.81 [4]	0:35.20 [4]	0:23.73 [3]	0:35.20	+6
		Ashley Butler		1400m	600m	(0:11.53)	(0:11.54)	(0:11.96)	(0:11.77)	(0:11.61)	(0:11.47)	(0:11.49)		
5	6	DILLINGER	8	64.3	0:11.57	1:34.21 [5]	1:22.63 [5]	1:10.88 [6]	0:58.93 [6]	0:47.19 [6]	0:35.62 [6]	0:23.94 [8]	0:35.62	+8
		Ivo Fry		1400m	800m	(0:11.58)	(0:11.75)	(0:11.95)	(0:11.74)	(0:11.57)	(0:11.68)	(0:11.75)		
6	4	FAROOQ	4	63.2	0:11.50	1:34.36 [6]	1:22.63 [8]	1:10.79 [8]	0:58.82 [8]	0:47.14 [8]	0:35.64 [8]	0:24.11 [7]	0:35.64	+3
		Georgina Cartwright		1000m	800m	(0:11.73)	(0:11.84)	(0:11.97)	(0:11.68)	(0:11.50)	(0:11.53)	(0:11.70)		
7	2	ALCYONE	5	66.7	0:11.29	1:34.77 [7]	1:23.48 [2]	1:11.99 [1]	1:00.18 [1]	0:48.51 [1]	0:36.86 [1]	0:25.12 [1]	0:36.86	-2
		Jackson Murphy		1400m	Overall	(0:11.29)	(0:11.49)	(0:11.81)	(0:11.67)	(0:11.65)	(0:11.74)	(0:12.08)		
8	8	POET'S DAY	7	64.7	0:11.25	1:35.32 [8]	1:24.07 [1]	1:12.50 [2]	1:00.66 [2]	0:48.89 [2]	0:37.20 [2]	0:25.37 [4]	0:37.20	+6
		Nikki Olzard		1400m	Overall	(0:11.25)	(0:11.57)	(0:11.84)	(0:11.77)	(0:11.69)	(0:11.83)	(0:12.13)		



MackayProfessional

Race 2: LADBROKES ODDS SURGE OPEN Handicap - 1560m

04 September 2025 - 13:45



MACKAY TURF CLUB
Ooralea Racecourse

Track Rating: Good 3, Weather: Overcast, Rail Position: True

Section							200m			Last 600m
Field Times							0:11.72			0:34.98
							(0:11.72)			
Rank	TAB	Horse/Jockey	Barrier	Top Speed [km/h]	Fastest Section	Margin				Distance Travelled [m]
1	5	OBLIGATED	2	64.9	0:11.37	0:11.72 [1]	1:32.89			0:34.74
		Raul Silvera Olivera		400m	400m	(0:11.72)				
2	7	SIR ROCKET	1	63.5	0:11.41	0:11.90 [3]	2.34L			0:34.84
		Tahlia Fenlon		400m	400m	(0:11.90)				+0
3	1	ACROPHOBIC	3	64.4	0:11.43	0:11.79 [4]	2.94L			0:34.75
		Sean Cormack		400m	400m	(0:11.79)				+3
4	3	PIPISTRELLE	6	65.4	0:11.47	0:12.24 [2]	4.24L			0:35.20
		Ashley Butler		1400m	600m	(0:12.24)				+6
5	6	DILLINGER	8	64.3	0:11.57	0:12.19 [7]	7.76L			0:35.62
		Ivo Fry		1400m	800m	(0:12.19)				+8
6	4	FAROOQ	4	63.2	0:11.50	0:12.41 [6]	8.64L			0:35.64
		Georgina Cartwright		1000m	800m	(0:12.41)				+3
7	2	ALCYONE	5	66.7	0:11.29	0:13.04 [5]	11.04L			0:36.86
		Jackson Murphy		1400m	Overall	(0:13.04)				-2
8	8	POET'S DAY	7	64.7	0:11.25	0:13.24 [8]	14.3L			0:37.20
		Nikki Olzard		1400m	Overall	(0:13.24)				+6



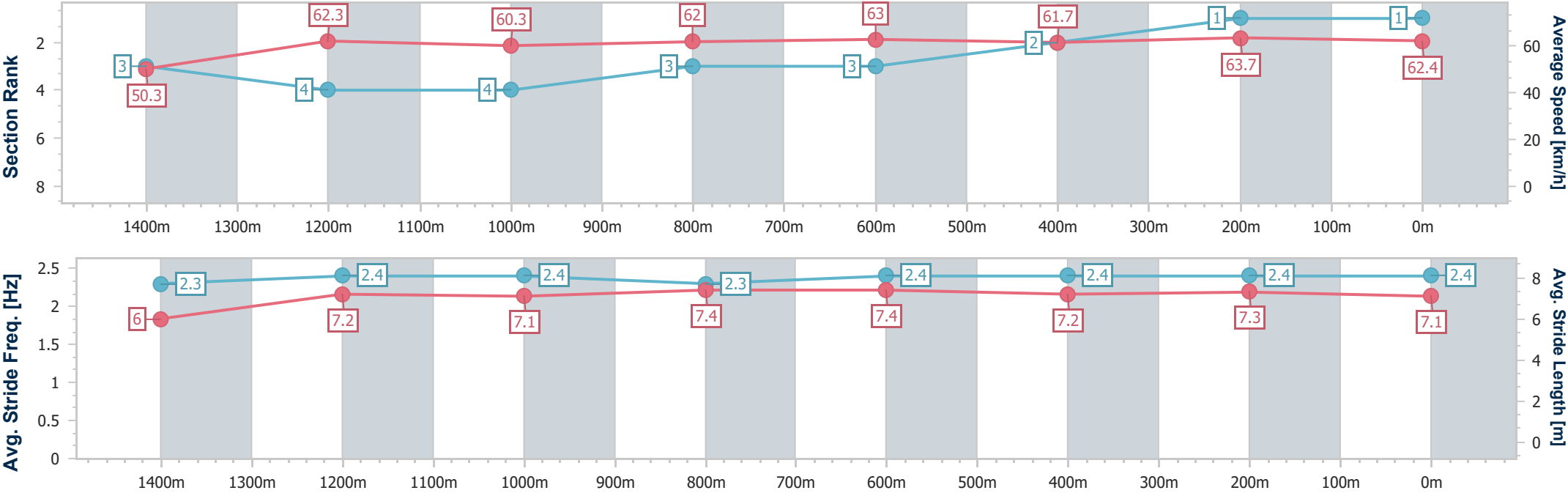
Horse/Jockey Name	Obligated
Final Rank	1
Fastest Section Time (Section)	0:11.37 (400m)
Top Speed [km/h] (Section)	64.9 (400m)
Race State	Finished



MackayProfessional
Race 2: LADBROKES ODDS SURGE OPEN Handicap - 1560m
04 September 2025 - 13:45
Track Rating: Good 3, Weather: Overcast, Rail Position: True



Section	Overall	1400m	1200m	1000m	800m	600m	400m	200m					
Section Times	1:32.89 [1] (0:11.42)	1:21.47 [3] (0:11.68)	1:09.79 [4] (0:11.96)	0:57.83 [4] (0:11.64)	0:46.19 [3] (0:11.45)	0:34.74 [3] (0:11.65)	0:23.09 [2] (0:11.37)	0:11.72 [1] (0:11.72)					
Average Speed [km/h]	50.3	62.3	60.3	62.0	63.0	61.7	63.7	62.4					
Top Speed [km/h]	62.6	63.6	61.8	63.4	63.8	63.1	64.9	64.3					
Avg. Dist. to Rail [m]	2.7	2.1	1.4	0.8	0.6	0.4	2.2	2.9					
Avg. Stride Freq. [Hz]	2.3	2.4	2.4	2.3	2.4	2.4	2.4	2.4					
Avg. Stride Length [m]	6.0	7.2	7.1	7.4	7.4	7.2	7.3	7.1					





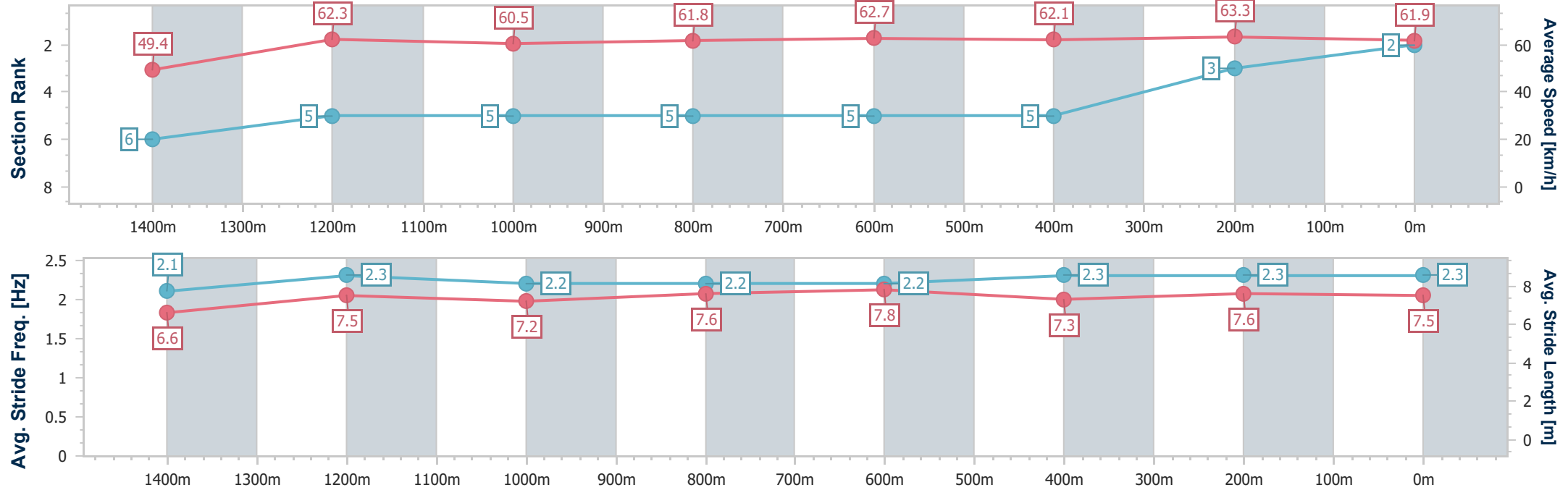
Horse/Jockey Name	Sir Rocket
Final Rank	2
Fastest Section Time (Section)	0:11.41 (400m)
Top Speed [km/h] (Section)	63.5 (400m)
Race State	Finished



MackayProfessional
Race 2: LADBROKES ODDS SURGE OPEN Handicap - 1560m
04 September 2025 - 13:45
Track Rating: Good 3, Weather: Overcast, Rail Position: True



Section	Overall	1400m	1200m	1000m	800m	600m	400m	200m					
Section Times	1:33.29 [2] (0:11.68)	1:21.61 [6] (0:11.63)	1:09.98 [5] (0:11.94)	0:58.04 [5] (0:11.67)	0:46.37 [5] (0:11.53)	0:34.84 [5] (0:11.53)	0:23.31 [5] (0:11.41)	0:11.90 [3] (0:11.90)					
Average Speed [km/h]	49.4	62.3	60.5	61.8	62.7	62.1	63.3	61.9					
Top Speed [km/h]	62.1	62.7	62.4	62.9	63.1	63.2	63.5	62.9					
Avg. Dist. to Rail [m]	1.2	1.8	1.6	1.3	1.0	0.4	1.3	2.3					
Avg. Stride Freq. [Hz]	2.1	2.3	2.2	2.2	2.2	2.3	2.3	2.3					
Avg. Stride Length [m]	6.6	7.5	7.2	7.6	7.8	7.3	7.6	7.5					





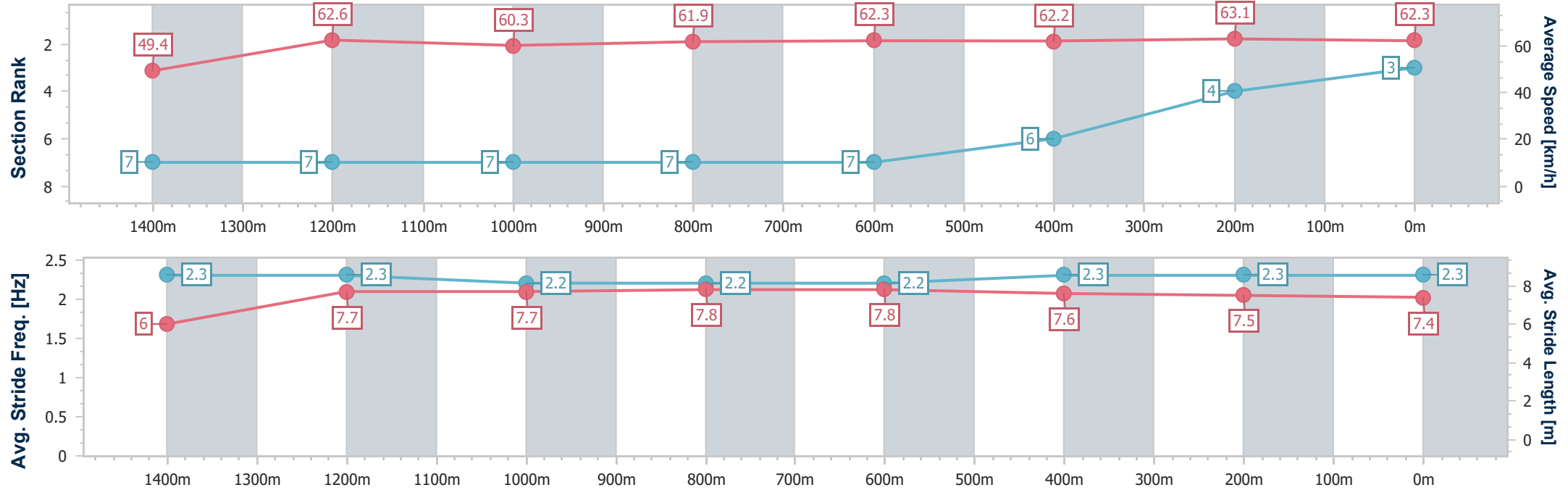
Horse/Jockey Name	Acrophobic
Final Rank	3
Fastest Section Time (Section)	0:11.43 (400m)
Top Speed [km/h] (Section)	64.4 (400m)
Race State	Finished



MackayProfessional
Race 2: LADBROKES ODDS SURGE OPEN Handicap - 1560m
04 September 2025 - 13:45
Track Rating: Good 3, Weather: Overcast, Rail Position: True



Section	Overall	1400m	1200m	1000m	800m	600m	400m	200m					
Section Times	1:33.39 [3] (0:11.69)	1:21.70 [7] (0:11.68)	1:10.02 [7] (0:11.95)	0:58.07 [7] (0:11.72)	0:46.35 [7] (0:11.60)	0:34.75 [7] (0:11.53)	0:23.22 [6] (0:11.43)	0:11.79 [4] (0:11.79)					
Average Speed [km/h]	49.4	62.6	60.3	61.9	62.3	62.2	63.1	62.3					
Top Speed [km/h]	61.7	63.1	62.7	62.6	62.8	63.7	64.4	63.6					
Avg. Dist. to Rail [m]	2.7	3.1	2.6	2.2	1.4	0.6	3.3	5.2					
Avg. Stride Freq. [Hz]	2.3	2.3	2.2	2.2	2.2	2.3	2.3	2.3					
Avg. Stride Length [m]	6.0	7.7	7.7	7.8	7.8	7.6	7.5	7.4					



[] Ranking at each section and finish
-.-.- No data available at this section
NA No data available



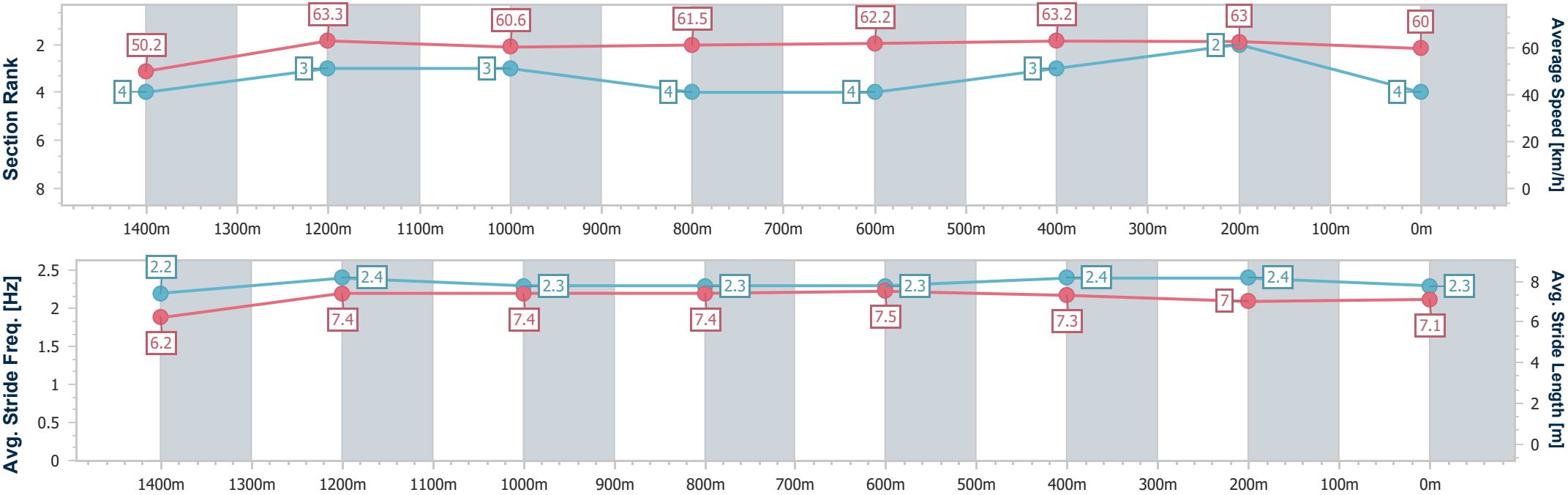
Horse/Jockey Name	Pipistrelle
Final Rank	4
Fastest Section Time (Section)	0:11.47 (600m)
Top Speed [km/h] (Section)	65.4 (1400m)
Race State	Finished



MackayProfessional
Race 2: LADBROKES ODDS SURGE OPEN Handicap - 1560m
04 September 2025 - 13:45
Track Rating: Good 3, Weather: Overcast, Rail Position: True



Section	Overall	1400m	1200m	1000m	800m	600m	400m	200m					
Section Times	1:33.61 [4] (0:11.53)	1:22.08 [4] (0:11.54)	1:10.54 [3] (0:11.96)	0:58.58 [3] (0:11.77)	0:46.81 [4] (0:11.61)	0:35.20 [4] (0:11.47)	0:23.73 [3] (0:11.49)	0:12.24 [2] (0:12.24)					
Average Speed [km/h]	50.2	63.3	60.6	61.5	62.2	63.2	63.0	60.0					
Top Speed [km/h]	63.0	65.4	61.5	62.9	62.8	64.2	63.7	62.1					
Avg. Dist. to Rail [m]	5.4	3.1	3.2	2.4	1.5	0.9	4.6	5.8					
Avg. Stride Freq. [Hz]	2.2	2.4	2.3	2.3	2.3	2.4	2.4	2.3					
Avg. Stride Length [m]	6.2	7.4	7.4	7.4	7.5	7.3	7.0	7.1					



[] Ranking at each section and finish
-.-.- No data available at this section
NA No data available



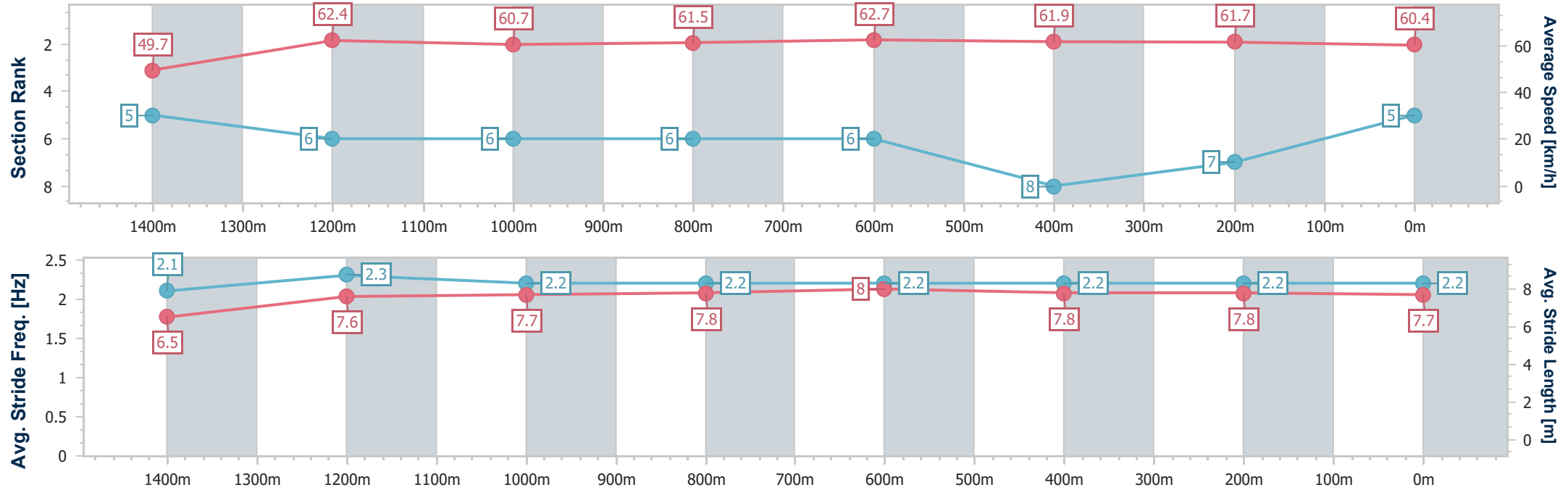
Horse/Jockey Name	Dillinger
Final Rank	5
Fastest Section Time (Section)	0:11.57 (800m)
Top Speed [km/h] (Section)	64.3 (1400m)
Race State	Finished



MackayProfessional
Race 2: LADBROKES ODDS SURGE OPEN Handicap - 1560m
04 September 2025 - 13:45
Track Rating: Good 3, Weather: Overcast, Rail Position: True



Section	Overall	1400m	1200m	1000m	800m	600m	400m	200m					
Section Times	1:34.21 [5] (0:11.58)	1:22.63 [5] (0:11.75)	1:10.88 [6] (0:11.95)	0:58.93 [6] (0:11.74)	0:47.19 [6] (0:11.57)	0:35.62 [6] (0:11.68)	0:23.94 [8] (0:11.75)	0:12.19 [7] (0:12.19)					
Average Speed [km/h]	49.7	62.4	60.7	61.5	62.7	61.9	61.7	60.4					
Top Speed [km/h]	61.2	64.3	61.5	62.9	63.4	63.7	62.7	61.7					
Avg. Dist. to Rail [m]	7.0	3.9	3.7	2.8	1.9	1.2	4.1	4.7					
Avg. Stride Freq. [Hz]	2.1	2.3	2.2	2.2	2.2	2.2	2.2	2.2					
Avg. Stride Length [m]	6.5	7.6	7.7	7.8	8.0	7.8	7.8	7.7					



[] Ranking at each section and finish
-.-.- No data available at this section
NA No data available



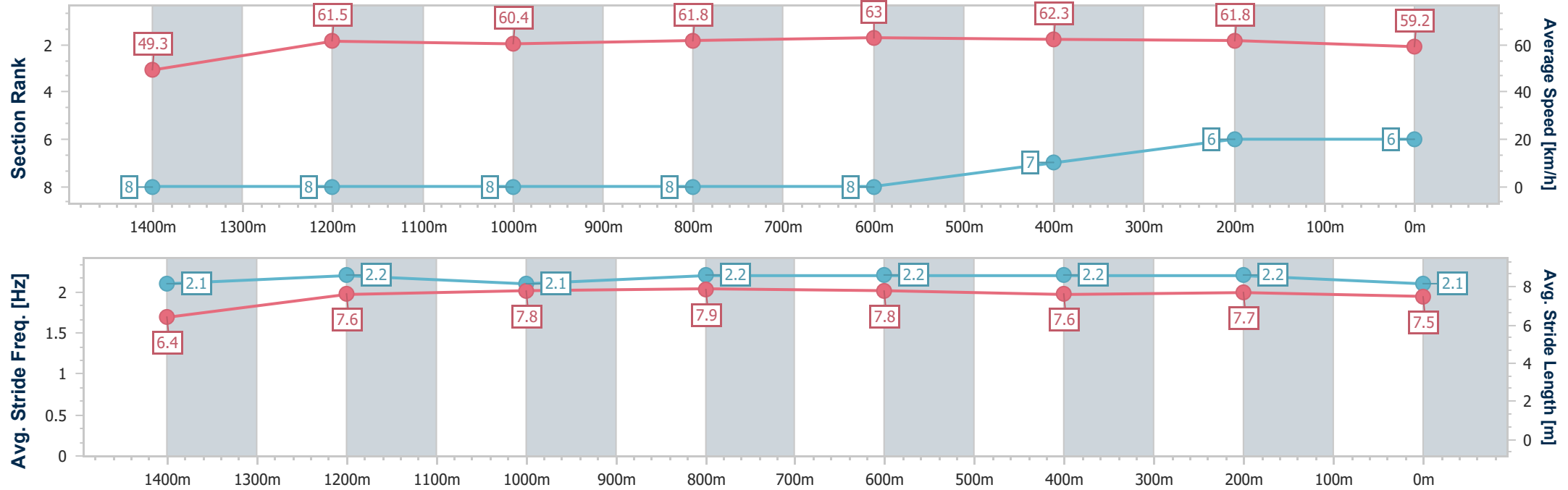
Horse/Jockey Name	Farooq
Final Rank	6
Fastest Section Time (Section)	0:11.50 (800m)
Top Speed [km/h] (Section)	63.2 (1000m)
Race State	Finished



MackayProfessional
Race 2: LADBROKES ODDS SURGE OPEN Handicap - 1560m
04 September 2025 - 13:45
Track Rating: Good 3, Weather: Overcast, Rail Position: True



Section	Overall	1400m	1200m	1000m	800m	600m	400m	200m					
Section Times	1:34.36 [6] (0:11.73)	1:22.63 [8] (0:11.84)	1:10.79 [8] (0:11.97)	0:58.82 [8] (0:11.68)	0:47.14 [8] (0:11.50)	0:35.64 [8] (0:11.53)	0:24.11 [7] (0:11.70)	0:12.41 [6] (0:12.41)					
Average Speed [km/h]	49.3	61.5	60.4	61.8	63.0	62.3	61.8	59.2					
Top Speed [km/h]	61.6	62.5	62.1	63.2	63.1	63.0	62.4	61.0					
Avg. Dist. to Rail [m]	3.9	3.1	1.7	1.3	0.9	0.5	2.5	3.5					
Avg. Stride Freq. [Hz]	2.1	2.2	2.1	2.2	2.2	2.2	2.2	2.1					
Avg. Stride Length [m]	6.4	7.6	7.8	7.9	7.8	7.6	7.7	7.5					



[] Ranking at each section and finish
-.-.- No data available at this section
NA No data available



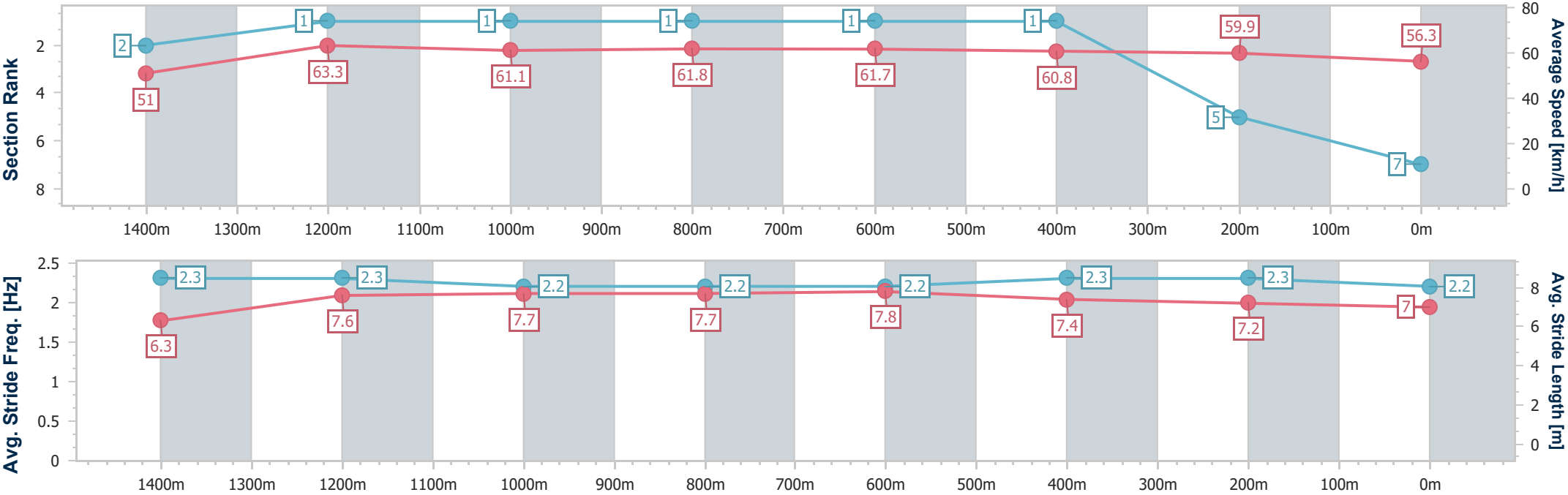
Horse/Jockey Name	Alcyone
Final Rank	7
Fastest Section Time (Section)	0:11.29 (Overall)
Top Speed [km/h] (Section)	66.7 (1400m)
Race State	Finished



MackayProfessional
Race 2: LADBROKES ODDS SURGE OPEN Handicap - 1560m
04 September 2025 - 13:45
Track Rating: Good 3, Weather: Overcast, Rail Position: True



Section	Overall	1400m	1200m	1000m	800m	600m	400m	200m					
Section Times	1:34.77 [7] (0:11.29)	1:23.48 [2] (0:11.49)	1:11.99 [1] (0:11.81)	1:00.18 [1] (0:11.67)	0:48.51 [1] (0:11.65)	0:36.86 [1] (0:11.74)	0:25.12 [1] (0:12.08)	0:13.04 [5] (0:13.04)					
Average Speed [km/h]	51.0	63.3	61.1	61.8	61.7	60.8	59.9	56.3					
Top Speed [km/h]	64.5	66.7	61.8	63.0	62.4	61.9	61.3	58.4					
Avg. Dist. to Rail [m]	4.4	2.1	1.7	0.9	0.6	1.2	1.5	1.5					
Avg. Stride Freq. [Hz]	2.3	2.3	2.2	2.2	2.2	2.3	2.3	2.2					
Avg. Stride Length [m]	6.3	7.6	7.7	7.7	7.8	7.4	7.2	7.0					



[] Ranking at each section and finish
-.-.- No data available at this section
NA No data available



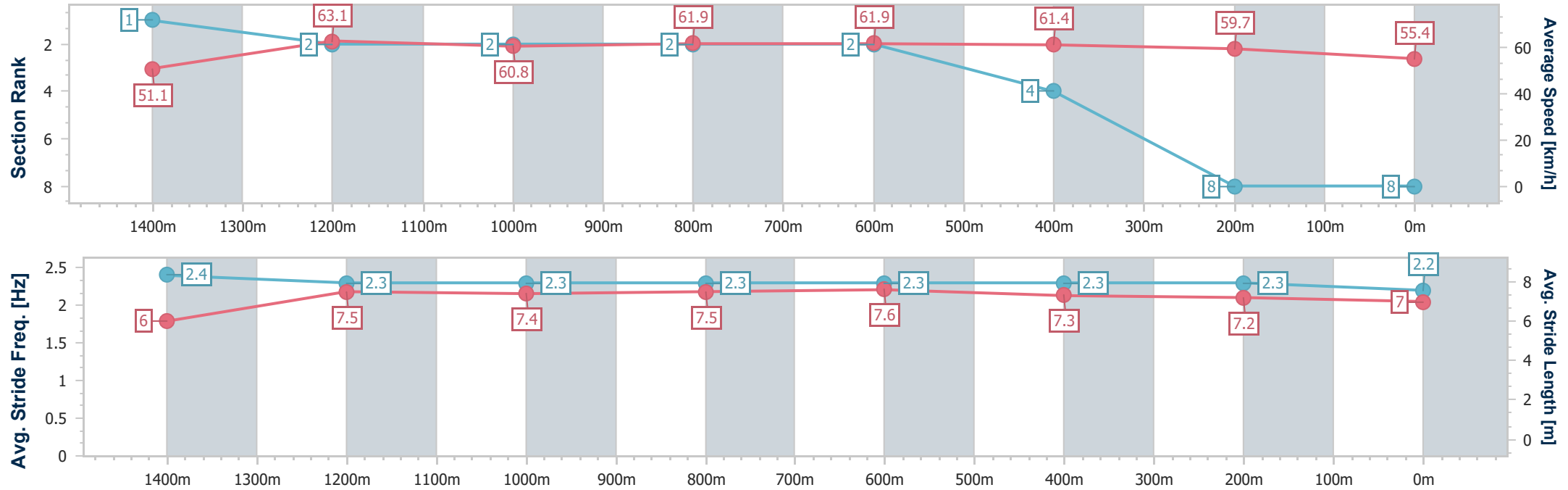
Horse/Jockey Name	Poet's Day
Final Rank	8
Fastest Section Time (Section)	0:11.25 (Overall)
Top Speed [km/h] (Section)	64.7 (1400m)
Race State	Finished



MackayProfessional
Race 2: LADBROKES ODDS SURGE OPEN Handicap - 1560m
04 September 2025 - 13:45
Track Rating: Good 3, Weather: Overcast, Rail Position: True



Section	Overall	1400m	1200m	1000m	800m	600m	400m	200m					
Section Times	1:35.32 [8] (0:11.25)	1:24.07 [1] (0:11.57)	1:12.50 [2] (0:11.84)	1:00.66 [2] (0:11.77)	0:48.89 [2] (0:11.69)	0:37.20 [2] (0:11.83)	0:25.37 [4] (0:12.13)	0:13.24 [8] (0:13.24)					
Average Speed [km/h]	51.1	63.1	60.8	61.9	61.9	61.4	59.7	55.4					
Top Speed [km/h]	64.7	64.7	61.7	62.6	62.4	62.7	62.0	57.8					
Avg. Dist. to Rail [m]	6.3	2.5	2.1	2.3	2.4	1.4	2.9	3.7					
Avg. Stride Freq. [Hz]	2.4	2.3	2.3	2.3	2.3	2.3	2.3	2.2					
Avg. Stride Length [m]	6.0	7.5	7.4	7.5	7.6	7.3	7.2	7.0					





MackayProfessional

Race 3: BECOME A MEMBER OF THE MTC Maiden Handicap - 1300m

04 September 2025 - 14:21



MACKAY TURF CLUB
Ooralea Racecourse

Track Rating: Good 3, Weather: Overcast, Rail Position: True

Section						Overall	1200m	1000m	800m	600m	400m	Last 600m	
Field Times						1:16.82 (0:07.72)	1:09.10 (0:10.87)	0:58.23 (0:11.30)	0:46.93 (0:11.61)	0:35.32 (0:11.52)	0:23.80 (0:11.50)	0:35.32	
Rank	TAB	Horse/Jockey	Barrier	Top Speed [km/h]	Fastest Section								Distance Travelled [m]
1	4	PRESSZORA	7	69.0	0:07.78	1:16.82 [1]	1:09.04 [3]	0:58.23 [1]	0:46.93 [1]	0:35.30 [2]	0:23.80 [1]	0:35.30	
		Ryan Wiggins		1200m	Overall	(0:07.78)	(0:10.81)	(0:11.30)	(0:11.63)	(0:11.50)	(0:11.50)		
2	3	CRYPTOLOGY	8	66.8	0:08.21	1:17.60 [2]	1:09.39 [9]	0:58.23 [9]	0:47.10 [9]	0:35.31 [9]	0:23.43 [8]	0:35.31 +7	
		Sean Cormack		1000m	Overall	(0:08.21)	(0:11.16)	(0:11.13)	(0:11.79)	(0:11.88)	(0:11.41)		
3	6	PENSEUR POSITIF	10	68.7	0:08.08	1:17.90 [3]	1:09.82 [8]	0:58.99 [5]	0:47.86 [5]	0:36.19 [4]	0:24.58 [3]	0:36.19 +5	
		Chris McIver		1200m	Overall	(0:08.08)	(0:10.83)	(0:11.13)	(0:11.67)	(0:11.61)	(0:11.98)		
4	7	MISS COMANECI	2	66.9	0:07.92	1:18.27 [4]	1:10.35 [4]	0:59.28 [7]	0:48.15 [6]	0:36.37 [6]	0:24.31 [6]	0:36.37 -1	
		Georgina Cartwright		1200m	Overall	(0:07.92)	(0:11.07)	(0:11.13)	(0:11.78)	(0:12.06)	(0:12.22)		
5	10	JOHN'S ROAD	4	67.4	0:07.72	1:18.34 [5]	1:10.62 [1]	0:59.61 [2]	0:48.33 [4]	0:36.77 [3]	0:25.30 [2]	0:36.77 -6	
		Jason Taylor		1200m	Overall	(0:07.72)	(0:11.01)	(0:11.28)	(0:11.56)	(0:11.47)	(0:12.16)		
6	8	BETTER STORM	6	66.4	0:07.98	1:18.42 [6]	1:10.44 [6]	0:59.29 [8]	0:48.03 [8]	0:36.22 [8]	0:24.24 [9]	0:36.22 +6	
		Jackson Murphy		1200m	Overall	(0:07.98)	(0:11.15)	(0:11.26)	(0:11.81)	(0:11.98)	(0:11.87)		
7	5	RUM RUNNER	9	69.0	0:08.06	1:18.76 [7]	1:10.70 [7]	0:59.87 [4]	0:48.83 [2]	0:37.26 [1]	0:25.38 [4]	0:37.26 +11	
		Raul Silvera Olivera		1200m	Overall	(0:08.06)	(0:10.83)	(0:11.04)	(0:11.57)	(0:11.88)	(0:12.18)		
8	11	LUNA READY	3	68.2	0:07.96	1:18.96 [8]	1:11.00 [5]	1:00.03 [6]	0:48.80 [7]	0:36.96 [7]	0:24.93 [7]	0:36.96 +3	
		Nathan Thomas		1200m	Overall	(0:07.96)	(0:10.97)	(0:11.23)	(0:11.84)	(0:12.03)	(0:12.11)		
9	9	ONLY ONE LOOK	5	67.1	0:08.38	1:19.10 [9]	1:10.72 [10]	0:59.68 [10]	0:48.53 [10]	0:36.70 [10]	0:24.87 [10]	0:36.70 -3	
		Tahlia Fenlon		1200m	Overall	(0:08.38)	(0:11.04)	(0:11.15)	(0:11.83)	(0:11.83)	(0:12.15)		
10	1	ASSATATE	1	66.4	0:07.77	1:22.92 [10]	1:15.15 [2]	1:04.19 [3]	0:52.95 [3]	0:41.07 [5]	0:29.10 [5]	0:41.07 -3	
		Shakira Bailey		1200m	Overall	(0:07.77)	(0:10.96)	(0:11.24)	(0:11.88)	(0:11.97)	(0:13.17)		

Scratched: Private Curwen (#2)

Report Created: Thu 4 September 2025 15:22 GMT (Note: Timing is based on position data)

Page 1/12

[] Ranking at each section and finish
-:-:- No data available at this section
NA No data available

SCN Saddle cloth number
DNF Did not finish
DNT Did not track

data processed by TRIPLESDATA



MackayProfessional

Race 3: BECOME A MEMBER OF THE MTC Maiden Handicap - 1300m

04 September 2025 - 14:21



MACKAY TURF CLUB
Ooralea Racecourse

Track Rating: Good 3, Weather: Overcast, Rail Position: True

Section Field Times				200m 0:12.30 (0:12.30)		Last 600m 0:35.32			
Rank	TAB	Horse/Jockey	Barrier	Top Speed [km/h]	Fastest Section	Margin			Distance Travelled [m]
1	4	PRESSZORA	7	69.0	0:07.78	0:12.30 [1]	1:16.82		0:35.30
		Ryan Wiggins		1200m	Overall	(0:12.30)			
2	3	CRYPTOLOGY	8	66.8	0:08.21	0:12.02 [5]	4.58L		0:35.31 +7
		Sean Cormack		1000m	Overall	(0:12.02)			
3	6	PENSEUR POSITIF	10	68.7	0:08.08	0:12.60 [3]	6.33L		0:36.19 +5
		Chris McIver		1200m	Overall	(0:12.60)			
4	7	MISS COMANECI	2	66.9	0:07.92	0:12.09 [8]	8.5L		0:36.37 -1
		Georgina Cartwright		1200m	Overall	(0:12.09)			
5	10	JOHN'S ROAD	4	67.4	0:07.72	0:13.14 [2]	8.91L		0:36.77 -6
		Jason Taylor		1200m	Overall	(0:13.14)			
6	8	BETTER STORM	6	66.4	0:07.98	0:12.37 [6]	9.43L		0:36.22 +6
		Jackson Murphy		1200m	Overall	(0:12.37)			
7	5	RUM RUNNER	9	69.0	0:08.06	0:13.20 [4]	11.41L		0:37.26 +11
		Raul Silvera Olivera		1200m	Overall	(0:13.20)			
8	11	LUNA READY	3	68.2	0:07.96	0:12.82 [7]	12.57L		0:36.96 +3
		Nathan Thomas		1200m	Overall	(0:12.82)			
9	9	ONLY ONE LOOK	5	67.1	0:08.38	0:12.72 [9]	13.42L		0:36.70 -3
		Tahlia Fenlon		1200m	Overall	(0:12.72)			
10	1	ASSATATE	1	66.4	0:07.77	0:15.93 [10]	35.87L		0:41.07 -3
		Shakira Bailey		1200m	Overall	(0:15.93)			

Scratched: Private Curwen (#2)



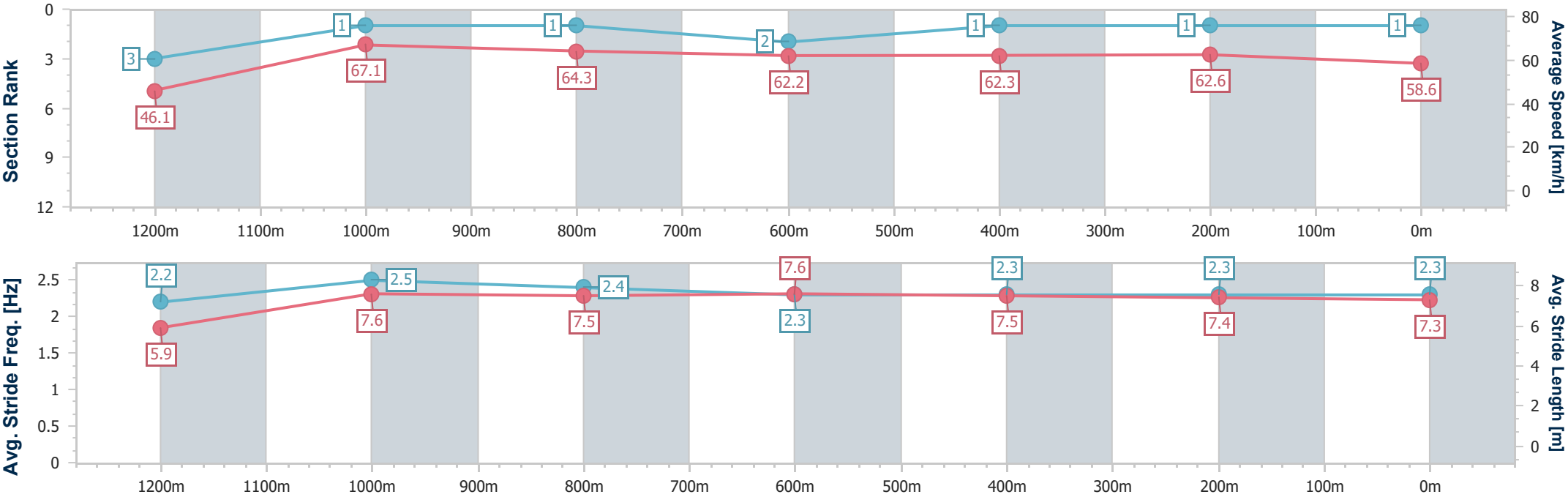
Horse/Jockey Name	Presszora
Final Rank	1
Fastest Section Time (Section)	0:07.78 (Overall)
Top Speed [km/h] (Section)	69.0 (1200m)
Race State	Finished



MackayProfessional
Race 3: BECOME A MEMBER OF THE MTC Maiden Handicap - 1300m
04 September 2025 - 14:21
Track Rating: Good 3, Weather: Overcast, Rail Position: True



Section	Overall	1200m	1000m	800m	600m	400m	200m						
Section Times	1:16.82 [1] (0:07.78)	1:09.04 [3] (0:10.81)	0:58.23 [1] (0:11.30)	0:46.93 [1] (0:11.63)	0:35.30 [2] (0:11.50)	0:23.80 [1] (0:11.50)	0:12.30 [1] (0:12.30)						
Average Speed [km/h]	46.1	67.1	64.3	62.2	62.3	62.6	58.6						
Top Speed [km/h]	64.7	69.0	67.5	62.9	63.0	63.8	61.5						
Avg. Dist. to Rail [m]	11.9	5.5	2.9	1.8	0.8	1.6	4.2						
Avg. Stride Freq. [Hz]	2.2	2.5	2.4	2.3	2.3	2.3	2.3						
Avg. Stride Length [m]	5.9	7.6	7.5	7.6	7.5	7.4	7.3						





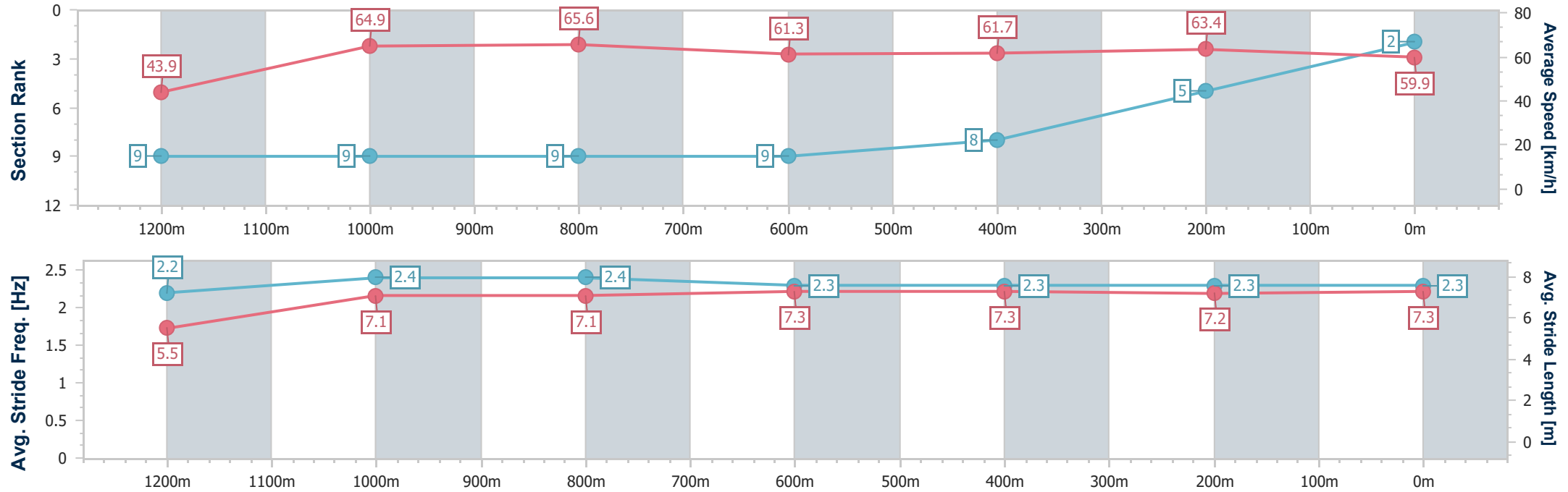
Horse/Jockey Name	Cryptology
Final Rank	2
Fastest Section Time (Section)	0:08.21 (Overall)
Top Speed [km/h] (Section)	66.8 (1000m)
Race State	Finished



MackayProfessional
Race 3: BECOME A MEMBER OF THE MTC Maiden Handicap -
1300m
04 September 2025 - 14:21
Track Rating: Good 3, Weather: Overcast, Rail Position: True



Section	Overall	1200m	1000m	800m	600m	400m	200m						
Section Times	1:17.60 [2] (0:08.21)	1:09.39 [9] (0:11.16)	0:58.23 [9] (0:11.13)	0:47.10 [9] (0:11.79)	0:35.31 [9] (0:11.88)	0:23.43 [8] (0:11.41)	0:12.02 [5] (0:12.02)						
Average Speed [km/h]	43.9	64.9	65.6	61.3	61.7	63.4	59.9						
Top Speed [km/h]	60.1	66.8	66.8	63.6	62.5	64.6	62.1						
Avg. Dist. to Rail [m]	12.8	4.9	3.7	3.1	1.9	5.4	7.5						
Avg. Stride Freq. [Hz]	2.2	2.4	2.4	2.3	2.3	2.3	2.3						
Avg. Stride Length [m]	5.5	7.1	7.1	7.3	7.3	7.2	7.3						



[] Ranking at each section and finish
-.-.- No data available at this section
NA No data available



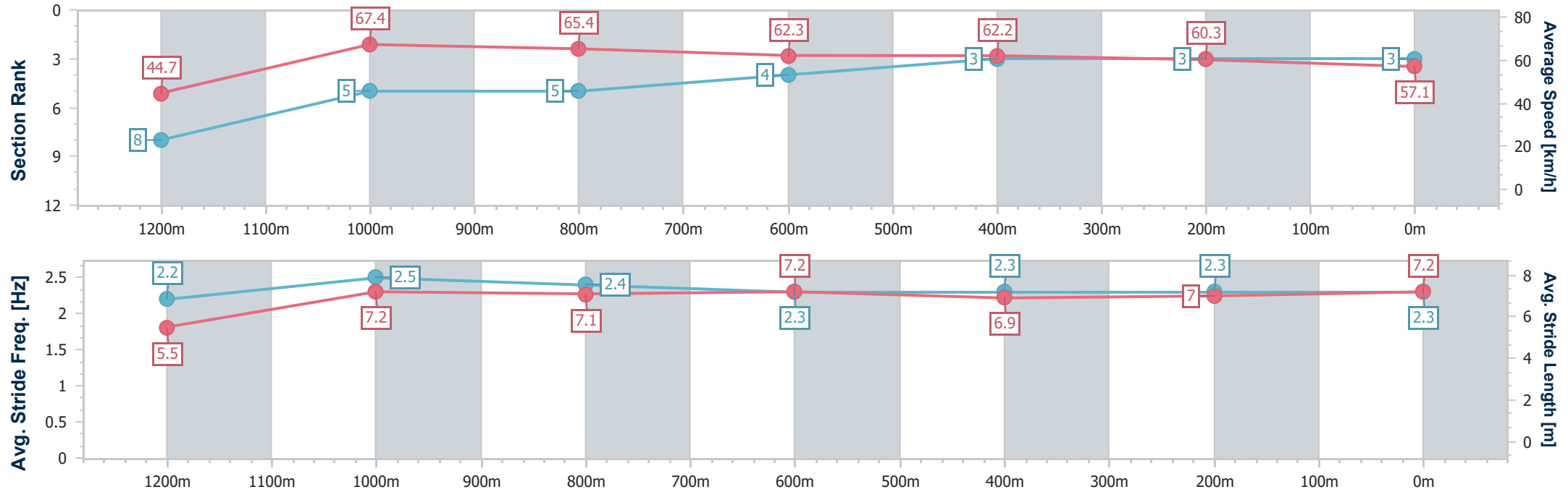
Horse/Jockey Name	Penseur Positif
Final Rank	3
Fastest Section Time (Section)	0:08.08 (Overall)
Top Speed [km/h] (Section)	68.7 (1200m)
Race State	Finished



MackayProfessional
Race 3: BECOME A MEMBER OF THE MTC Maiden Handicap - 1300m
04 September 2025 - 14:21
Track Rating: Good 3, Weather: Overcast, Rail Position: True



Section	Overall	1200m	1000m	800m	600m	400m	200m						
Section Times	1:17.90 [3] (0:08.08)	1:09.82 [8] (0:10.83)	0:58.99 [5] (0:11.13)	0:47.86 [5] (0:11.67)	0:36.19 [4] (0:11.61)	0:24.58 [3] (0:11.98)	0:12.60 [3] (0:12.60)						
Average Speed [km/h]	44.7	67.4	65.4	62.3	62.2	60.3	57.1						
Top Speed [km/h]	62.4	68.7	67.7	63.3	62.6	61.1	59.7						
Avg. Dist. to Rail [m]	14.5	7.6	4.3	2.9	0.4	4.1	4.9						
Avg. Stride Freq. [Hz]	2.2	2.5	2.4	2.3	2.3	2.3	2.3						
Avg. Stride Length [m]	5.5	7.2	7.1	7.2	6.9	7.0	7.2						





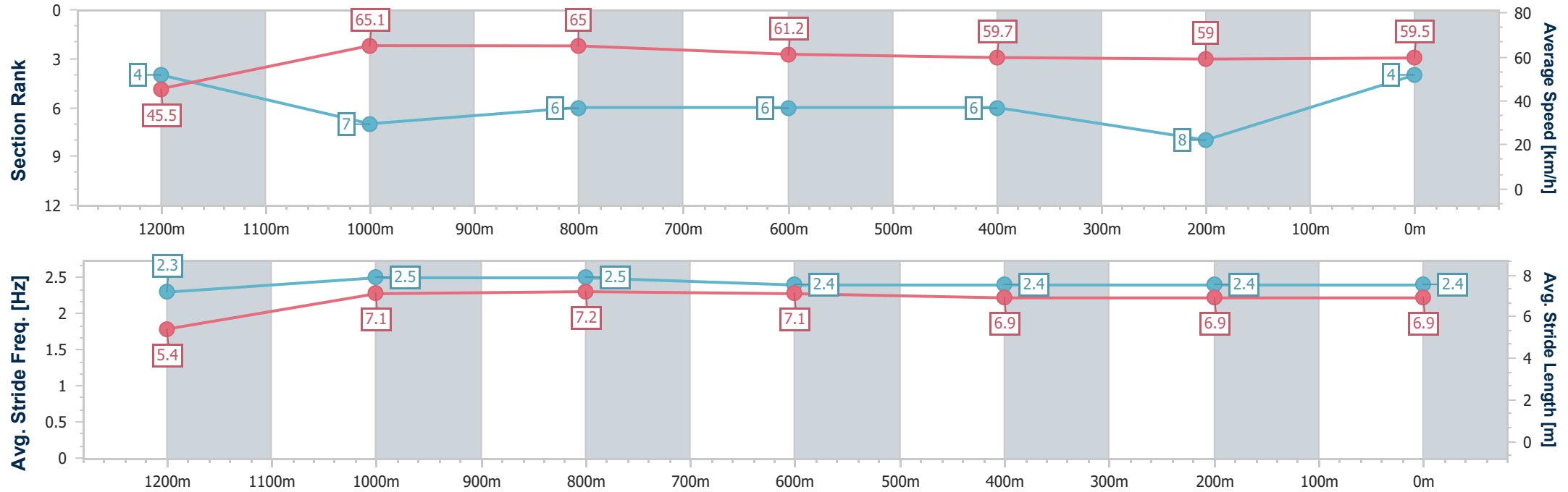
Horse/Jockey Name	Miss Comaneci
Final Rank	4
Fastest Section Time (Section)	0:07.92 (Overall)
Top Speed [km/h] (Section)	66.9 (1200m)
Race State	Finished



MackayProfessional
Race 3: BECOME A MEMBER OF THE MTC Maiden Handicap - 1300m
04 September 2025 - 14:21
Track Rating: Good 3, Weather: Overcast, Rail Position: True



Section	Overall	1200m	1000m	800m	600m	400m	200m						
Section Times	1:18.27 [4] (0:07.92)	1:10.35 [4] (0:11.07)	0:59.28 [7] (0:11.13)	0:48.15 [6] (0:11.78)	0:36.37 [6] (0:12.06)	0:24.31 [6] (0:12.22)	0:12.09 [8] (0:12.09)						
Average Speed [km/h]	45.5	65.1	65.0	61.2	59.7	59.0	59.5						
Top Speed [km/h]	60.6	66.9	65.7	62.7	62.1	62.3	62.0						
Avg. Dist. to Rail [m]	7.2	2.2	0.9	0.8	0.5	2.2	1.8						
Avg. Stride Freq. [Hz]	2.3	2.5	2.5	2.4	2.4	2.4	2.4						
Avg. Stride Length [m]	5.4	7.1	7.2	7.1	6.9	6.9	6.9						





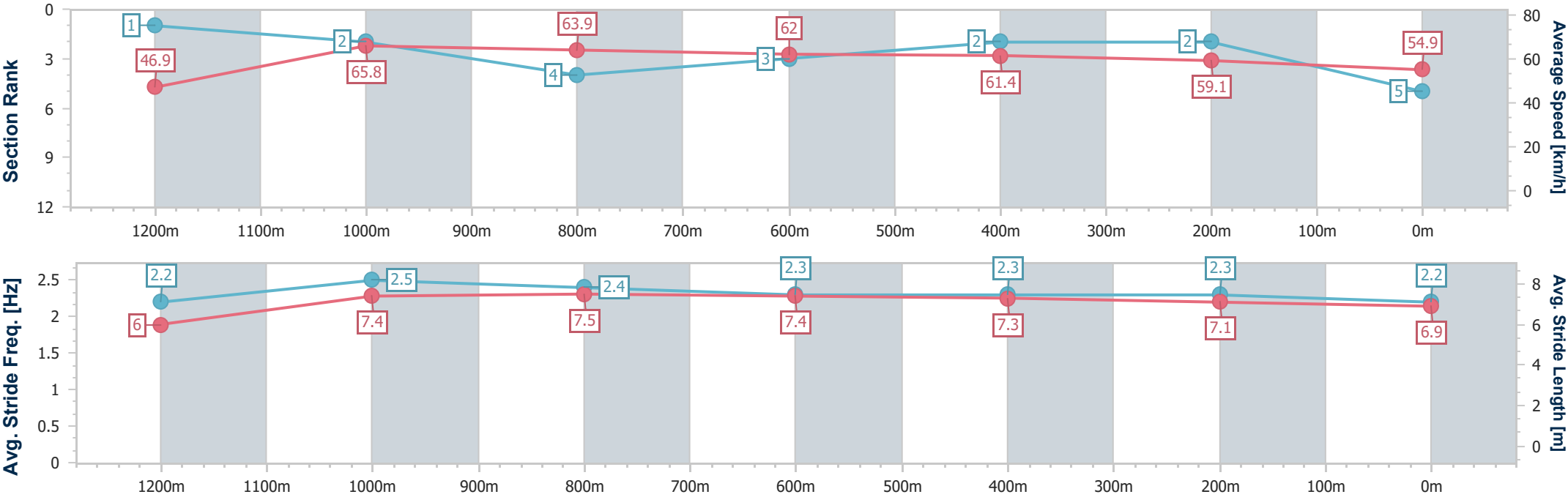
Horse/Jockey Name	John's Road
Final Rank	5
Fastest Section Time (Section)	0:07.72 (Overall)
Top Speed [km/h] (Section)	67.4 (1200m)
Race State	Finished



MackayProfessional
Race 3: BECOME A MEMBER OF THE MTC Maiden Handicap -
1300m
04 September 2025 - 14:21
Track Rating: Good 3, Weather: Overcast, Rail Position: True



Section	Overall	1200m	1000m	800m	600m	400m	200m						
Section Times	1:18.34 [5] (0:07.72)	1:10.62 [1] (0:11.01)	0:59.61 [2] (0:11.28)	0:48.33 [4] (0:11.56)	0:36.77 [3] (0:11.47)	0:25.30 [2] (0:12.16)	0:13.14 [2] (0:13.14)						
Average Speed [km/h]	46.9	65.8	63.9	62.0	61.4	59.1	54.9						
Top Speed [km/h]	62.9	67.4	65.3	62.8	62.3	61.2	57.9						
Avg. Dist. to Rail [m]	10.3	3.9	0.9	0.8	2.6	2.0	3.5						
Avg. Stride Freq. [Hz]	2.2	2.5	2.4	2.3	2.3	2.3	2.2						
Avg. Stride Length [m]	6.0	7.4	7.5	7.4	7.3	7.1	6.9						





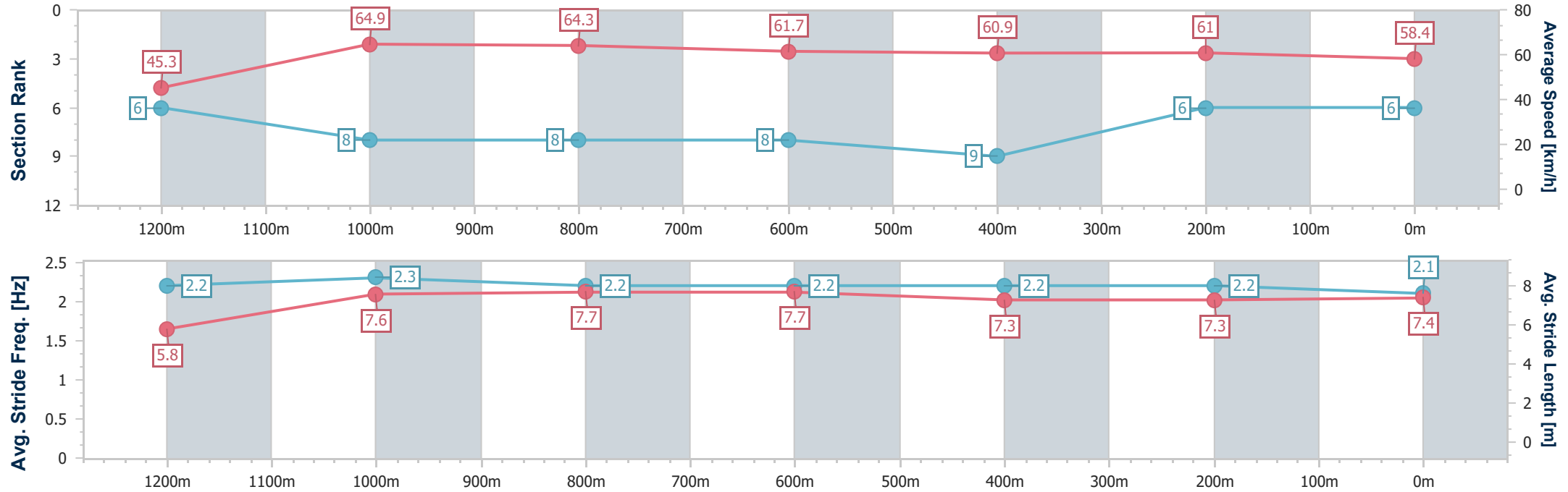
Horse/Jockey Name	Better Storm
Final Rank	6
Fastest Section Time (Section)	0:07.98 (Overall)
Top Speed [km/h] (Section)	66.4 (1200m)
Race State	Finished



MackayProfessional
Race 3: BECOME A MEMBER OF THE MTC Maiden Handicap -
1300m
04 September 2025 - 14:21
Track Rating: Good 3, Weather: Overcast, Rail Position: True



Section	Overall	1200m	1000m	800m	600m	400m	200m						
Section Times	1:18.42 [6] (0:07.98)	1:10.44 [6] (0:11.15)	0:59.29 [8] (0:11.26)	0:48.03 [8] (0:11.81)	0:36.22 [8] (0:11.98)	0:24.24 [9] (0:11.87)	0:12.37 [6] (0:12.37)						
Average Speed [km/h]	45.3	64.9	64.3	61.7	60.9	61.0	58.4						
Top Speed [km/h]	60.9	66.4	66.0	64.0	62.2	63.0	60.0						
Avg. Dist. to Rail [m]	10.3	3.3	2.6	2.1	2.3	3.7	3.7						
Avg. Stride Freq. [Hz]	2.2	2.3	2.2	2.2	2.2	2.2	2.1						
Avg. Stride Length [m]	5.8	7.6	7.7	7.7	7.3	7.3	7.4						





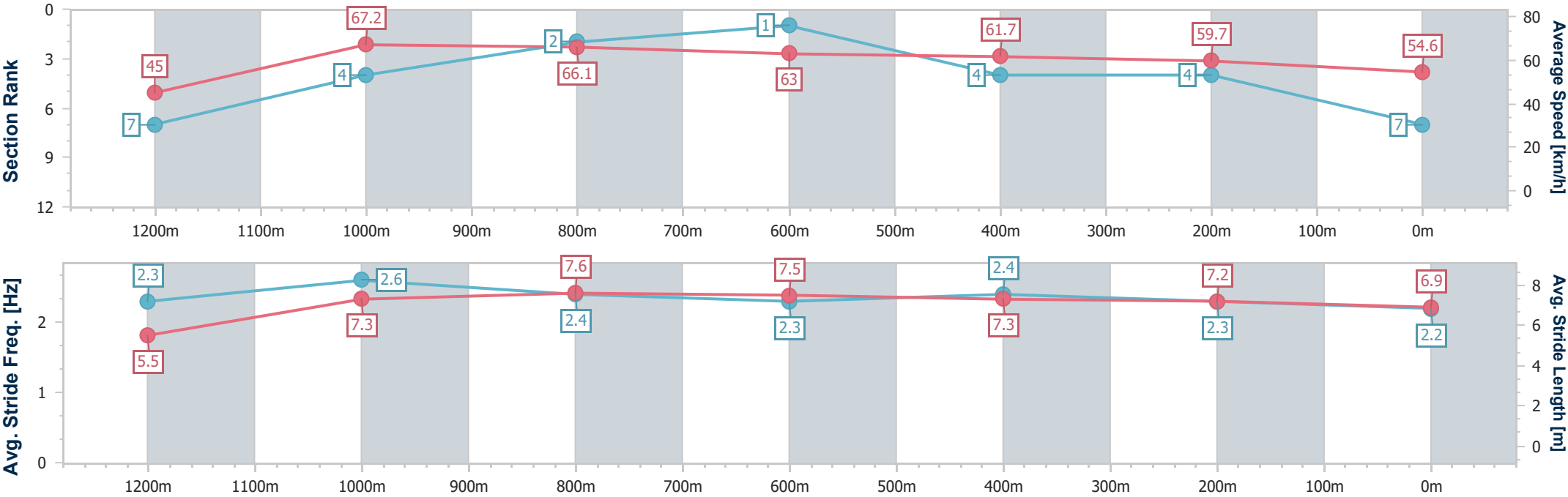
Horse/Jockey Name	Rum Runner
Final Rank	7
Fastest Section Time (Section)	0:08.06 (Overall)
Top Speed [km/h] (Section)	69.0 (1200m)
Race State	Finished



MackayProfessional
Race 3: BECOME A MEMBER OF THE MTC Maiden Handicap -
1300m
04 September 2025 - 14:21
Track Rating: Good 3, Weather: Overcast, Rail Position: True



Section	Overall	1200m	1000m	800m	600m	400m	200m						
Section Times	1:18.76 [7] (0:08.06)	1:10.70 [7] (0:10.83)	0:59.87 [4] (0:11.04)	0:48.83 [2] (0:11.57)	0:37.26 [1] (0:11.88)	0:25.38 [4] (0:12.18)	0:13.20 [4] (0:13.20)						
Average Speed [km/h]	45.0	67.2	66.1	63.0	61.7	59.7	54.6						
Top Speed [km/h]	61.6	69.0	68.1	64.4	63.3	61.0	57.7						
Avg. Dist. to Rail [m]	13.8	7.7	4.8	3.3	2.9	4.3	5.2						
Avg. Stride Freq. [Hz]	2.3	2.6	2.4	2.3	2.4	2.3	2.2						
Avg. Stride Length [m]	5.5	7.3	7.6	7.5	7.3	7.2	6.9						





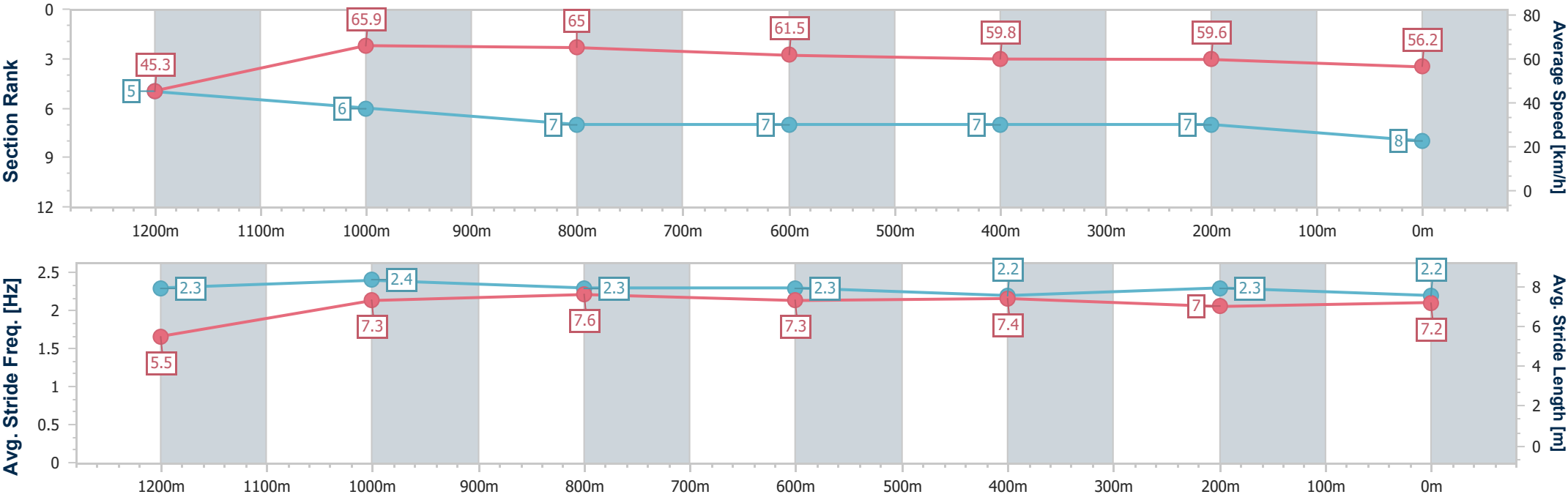
Horse/Jockey Name	Luna Ready
Final Rank	8
Fastest Section Time (Section)	0:07.96 (Overall)
Top Speed [km/h] (Section)	68.2 (1200m)
Race State	Finished



MackayProfessional
Race 3: BECOME A MEMBER OF THE MTC Maiden Handicap - 1300m
04 September 2025 - 14:21
Track Rating: Good 3, Weather: Overcast, Rail Position: True



Section	Overall	1200m	1000m	800m	600m	400m	200m						
Section Times	1:18.96 [8] (0:07.96)	1:11.00 [5] (0:10.97)	1:00.03 [6] (0:11.23)	0:48.80 [7] (0:11.84)	0:36.96 [7] (0:12.03)	0:24.93 [7] (0:12.11)	0:12.82 [7] (0:12.82)						
Average Speed [km/h]	45.3	65.9	65.0	61.5	59.8	59.6	56.2						
Top Speed [km/h]	61.7	68.2	68.0	64.2	60.7	60.7	58.2						
Avg. Dist. to Rail [m]	8.5	3.4	4.0	4.2	0.4	1.9	3.8						
Avg. Stride Freq. [Hz]	2.3	2.4	2.3	2.3	2.2	2.3	2.2						
Avg. Stride Length [m]	5.5	7.3	7.6	7.3	7.4	7.0	7.2						





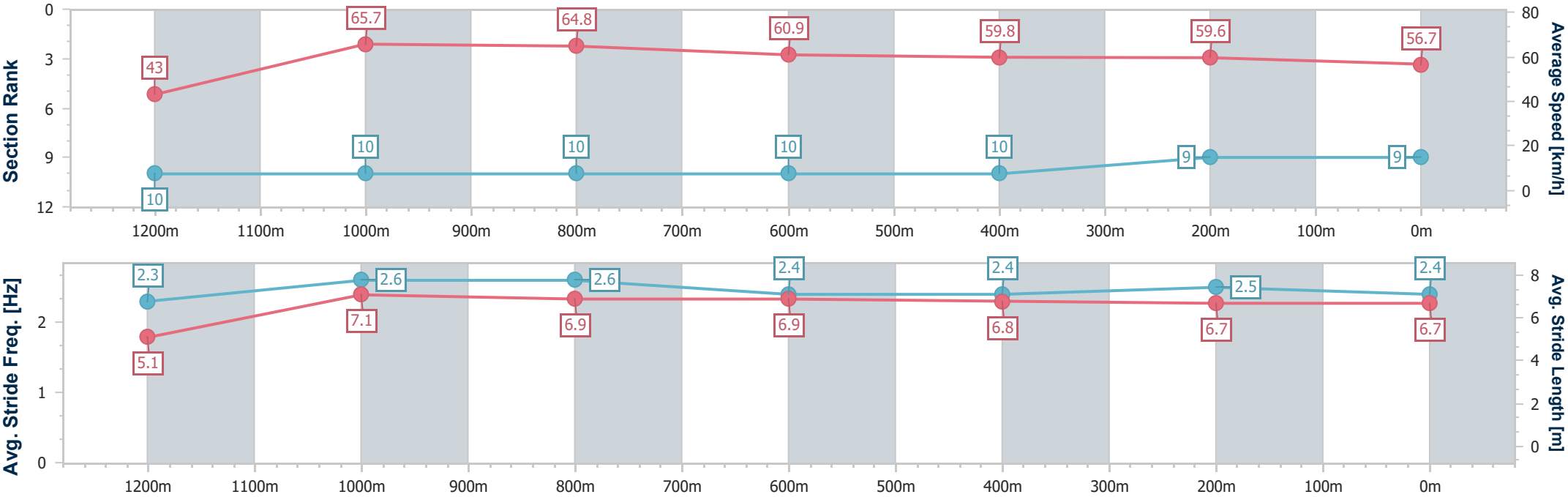
Horse/Jockey Name	Only One Look
Final Rank	9
Fastest Section Time (Section)	0:08.38 (Overall)
Top Speed [km/h] (Section)	67.1 (1200m)
Race State	Finished



MackayProfessional
Race 3: BECOME A MEMBER OF THE MTC Maiden Handicap - 1300m
04 September 2025 - 14:21
Track Rating: Good 3, Weather: Overcast, Rail Position: True



Section	Overall	1200m	1000m	800m	600m	400m	200m						
Section Times	1:19.10 [9] (0:08.38)	1:10.72 [10] (0:11.04)	0:59.68 [10] (0:11.15)	0:48.53 [10] (0:11.83)	0:36.70 [10] (0:11.83)	0:24.87 [10] (0:12.15)	0:12.72 [9] (0:12.72)						
Average Speed [km/h]	43.0	65.7	64.8	60.9	59.8	59.6	56.7						
Top Speed [km/h]	60.6	67.1	66.2	62.6	61.1	60.5	60.2						
Avg. Dist. to Rail [m]	11.4	3.7	1.5	0.7	2.2	4.4	5.7						
Avg. Stride Freq. [Hz]	2.3	2.6	2.6	2.4	2.4	2.5	2.4						
Avg. Stride Length [m]	5.1	7.1	6.9	6.9	6.8	6.7	6.7						





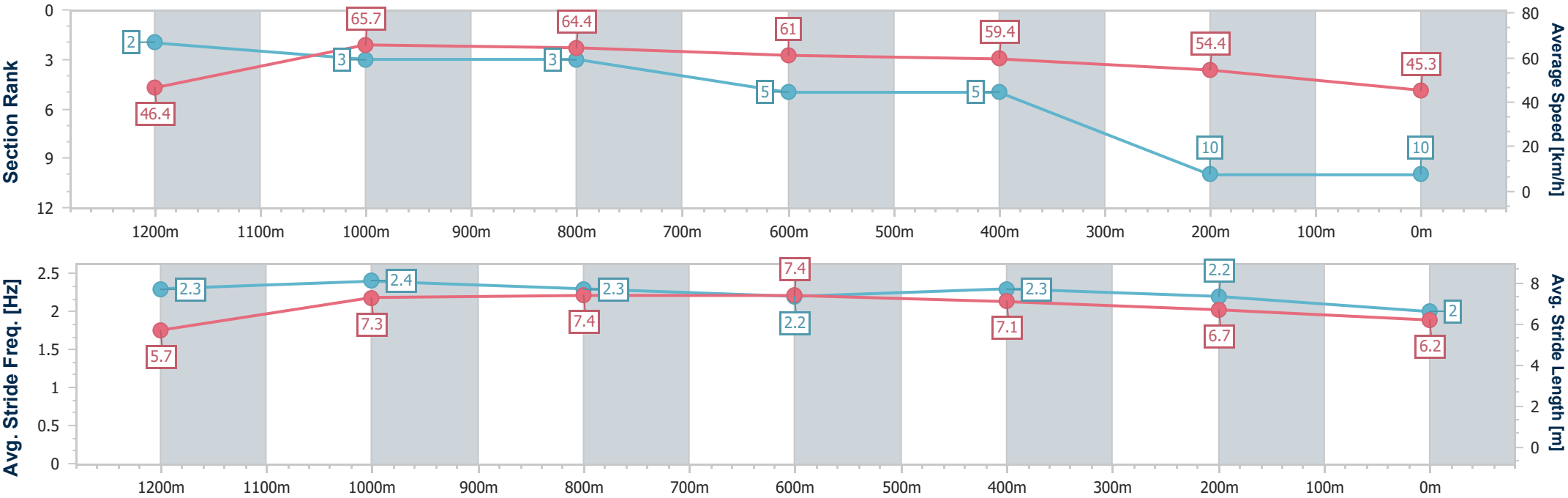
Horse/Jockey Name	Assatate
Final Rank	10
Fastest Section Time (Section)	0:07.77 (Overall)
Top Speed [km/h] (Section)	66.4 (1200m)
Race State	Finished



MackayProfessional
Race 3: BECOME A MEMBER OF THE MTC Maiden Handicap -
1300m
04 September 2025 - 14:21
Track Rating: Good 3, Weather: Overcast, Rail Position: True



Section	Overall	1200m	1000m	800m	600m	400m	200m						
Section Times	1:22.92 [10] (0:07.77)	1:15.15 [2] (0:10.96)	1:04.19 [3] (0:11.24)	0:52.95 [3] (0:11.88)	0:41.07 [5] (0:11.97)	0:29.10 [5] (0:13.17)	0:15.93 [10] (0:15.93)						
Average Speed [km/h]	46.4	65.7	64.4	61.0	59.4	54.4	45.3						
Top Speed [km/h]	63.4	66.4	66.1	62.3	60.2	57.8	50.3						
Avg. Dist. to Rail [m]	6.2	2.1	1.9	1.3	1.4	0.7	2.1						
Avg. Stride Freq. [Hz]	2.3	2.4	2.3	2.2	2.3	2.2	2.0						
Avg. Stride Length [m]	5.7	7.3	7.4	7.4	7.1	6.7	6.2						





MackayProfessional

Race 4: LADBROKES BET TICKER Maiden Plate - 1050m

04 September 2025 - 14:55



MACKAY TURF CLUB
Ooralea Racecourse

Track Rating: Good 3, Weather: Overcast, Rail Position: True

Section		Field Times				Overall	1000m	800m	600m	400m	200m	Last 600m	
						1:00.97 (0:04.62)	0:56.35 (0:10.96)	0:45.39 (0:10.59)	0:34.80 (0:11.13)	0:23.67 (0:11.44)	0:12.23 (0:12.23)	0:34.80	
Rank	TAB	Horse/Jockey	Barrier	Top Speed [km/h]	Fastest Section							Margin	Distance Travelled [m]
1	2	GEE EYE WHY	1	69.1	0:04.62	1:00.97 [1]	0:56.35 [1]	0:45.39 [1]	0:34.72 [2]	0:23.65 [2]	0:12.23 [1]	1:00.97	0:34.72
		Jackson Murphy		1000m	Overall	(0:04.62)	(0:10.96)	(0:10.67)	(0:11.07)	(0:11.42)	(0:12.23)		
2	1	DALT JAZ	10	70.3	0:04.68	1:01.50 [2]	0:56.82 [5]	0:45.87 [2]	0:35.33 [1]	0:24.20 [1]	0:12.49 [2]	3.08L	0:35.33 +8
		Raul Silvera Olivera		1000m	Overall	(0:04.68)	(0:10.95)	(0:10.54)	(0:11.13)	(0:11.71)	(0:12.49)		
3	5	CHIARO DI LUNA	4	69.6	0:04.65	1:01.65 [3]	0:57.00 [3]	0:45.79 [4]	0:35.14 [5]	0:23.88 [5]	0:12.27 [5]	3.96L	0:35.14 +14
		Tasha Chambers		800m	Overall	(0:04.65)	(0:11.21)	(0:10.65)	(0:11.26)	(0:11.61)	(0:12.27)		
4	10	STRAZ DANZ	5	68.2	0:04.84	1:01.69 [4]	0:56.85 [10]	0:45.56 [6]	0:34.75 [6]	0:23.70 [6]	0:12.21 [6]	4.25L	0:34.75 +5
		Shakira Bailey		800m	Overall	(0:04.84)	(0:11.29)	(0:10.81)	(0:11.05)	(0:11.49)	(0:12.21)		
5	12	THE GENERAL TALKS	9	67.0	0:04.78	1:01.73 [5]	0:56.95 [7]	0:45.28 [10]	0:34.18 [10]	0:23.14 [8]	0:11.89 [7]	4.47L	0:34.18 +7
		Ivo Fry		1000m	Overall	(0:04.78)	(0:11.67)	(0:11.10)	(0:11.04)	(0:11.25)	(0:11.89)		
6	4	ZABOOG	2	69.0	0:04.75	1:01.77 [6]	0:57.02 [6]	0:45.89 [5]	0:35.26 [4]	0:24.20 [3]	0:12.54 [3]	4.69L	0:35.26 +5
		Nathan Thomas		800m	Overall	(0:04.75)	(0:11.13)	(0:10.63)	(0:11.06)	(0:11.66)	(0:12.54)		
7	11	TENNYSON MISS	3	69.9	0:04.67	1:01.84 [7]	0:57.17 [4]	0:46.16 [3]	0:35.43 [3]	0:24.09 [4]	0:12.54 [4]	5.1L	0:35.43 +16
		Nikki Olzard		800m	Overall	(0:04.67)	(0:11.01)	(0:10.73)	(0:11.34)	(0:11.55)	(0:12.54)		
8	6	DEBBIE BABY	7	67.6	0:04.81	1:02.08 [8]	0:57.27 [8]	0:45.75 [8]	0:34.89 [8]	0:23.62 [7]	0:12.14 [8]	6.52L	0:34.89 +10
		Georgina Cartwright		800m	Overall	(0:04.81)	(0:11.52)	(0:10.86)	(0:11.27)	(0:11.48)	(0:12.14)		
9	7	LADY DE VEGA	8	68.1	0:04.84	1:02.18 [9]	0:57.34 [9]	0:45.75 [9]	0:34.79 [9]	0:23.43 [9]	0:12.16 [9]	7.11L	0:34.79 +10
		Chris McIver		800m	Overall	(0:04.84)	(0:11.59)	(0:10.96)	(0:11.36)	(0:11.27)	(0:12.16)		
10	9	POWERED RIGHT UP	6	68.4	0:04.64	1:04.96 [10]	1:00.32 [2]	0:48.78 [7]	0:37.77 [7]	0:26.13 [10]	0:13.53 [10]	23.46L	0:37.77 +8
		Jason Taylor		1000m	Overall	(0:04.64)	(0:11.54)	(0:11.01)	(0:11.64)	(0:12.60)	(0:13.53)		

Scratched: Be Bob Aloola (#8), Moscow City (#3)



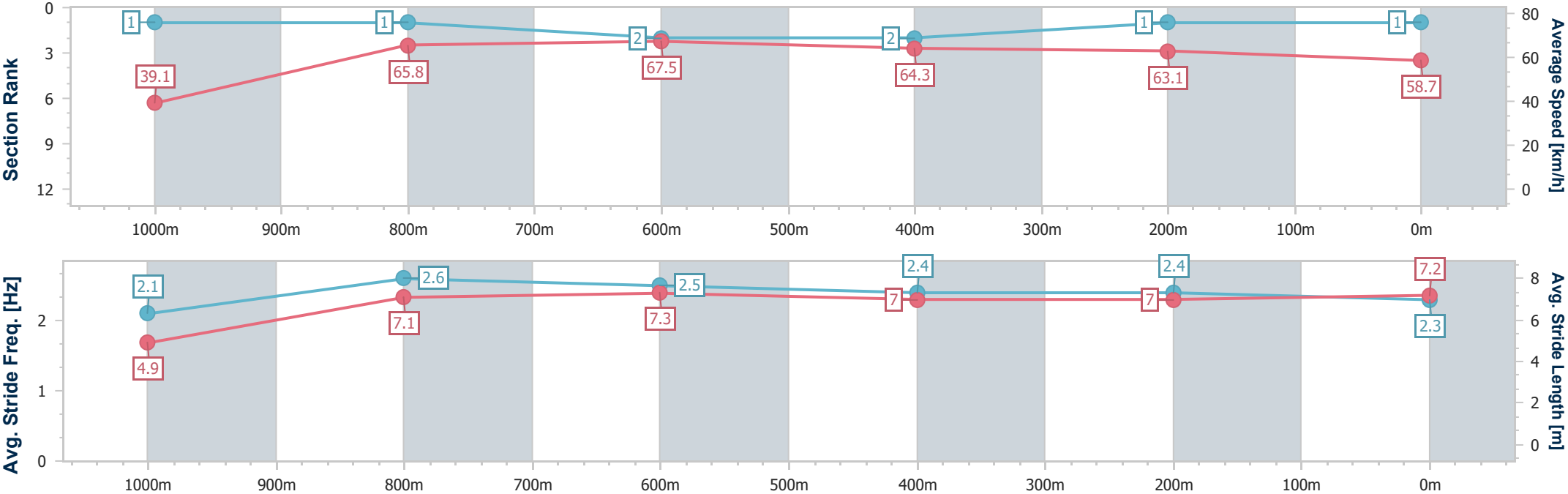
Horse/Jockey Name	Gee Eye Why
Final Rank	1
Fastest Section Time (Section)	0:04.62 (Overall)
Top Speed [km/h] (Section)	69.1 (1000m)
Race State	Finished



MackayProfessional
Race 4: LADBROKES BET TICKER Maiden Plate - 1050m
04 September 2025 - 14:55
Track Rating: Good 3, Weather: Overcast, Rail Position: True



Section	Overall	1000m	800m	600m	400m	200m							
Section Times	1:00.97 [1] (0:04.62)	0:56.35 [1] (0:10.96)	0:45.39 [1] (0:10.67)	0:34.72 [2] (0:11.07)	0:23.65 [2] (0:11.42)	0:12.23 [1] (0:12.23)							
Average Speed [km/h]	39.1	65.8	67.5	64.3	63.1	58.7							
Top Speed [km/h]	55.5	69.1	69.0	65.3	64.0	61.8							
Avg. Dist. to Rail [m]	4.4	0.6	0.6	1.4	0.6	1.0							
Avg. Stride Freq. [Hz]	2.1	2.6	2.5	2.4	2.4	2.3							
Avg. Stride Length [m]	4.9	7.1	7.3	7.0	7.0	7.2							



[] Ranking at each section and finish
- - - - No data available at this section
NA No data available



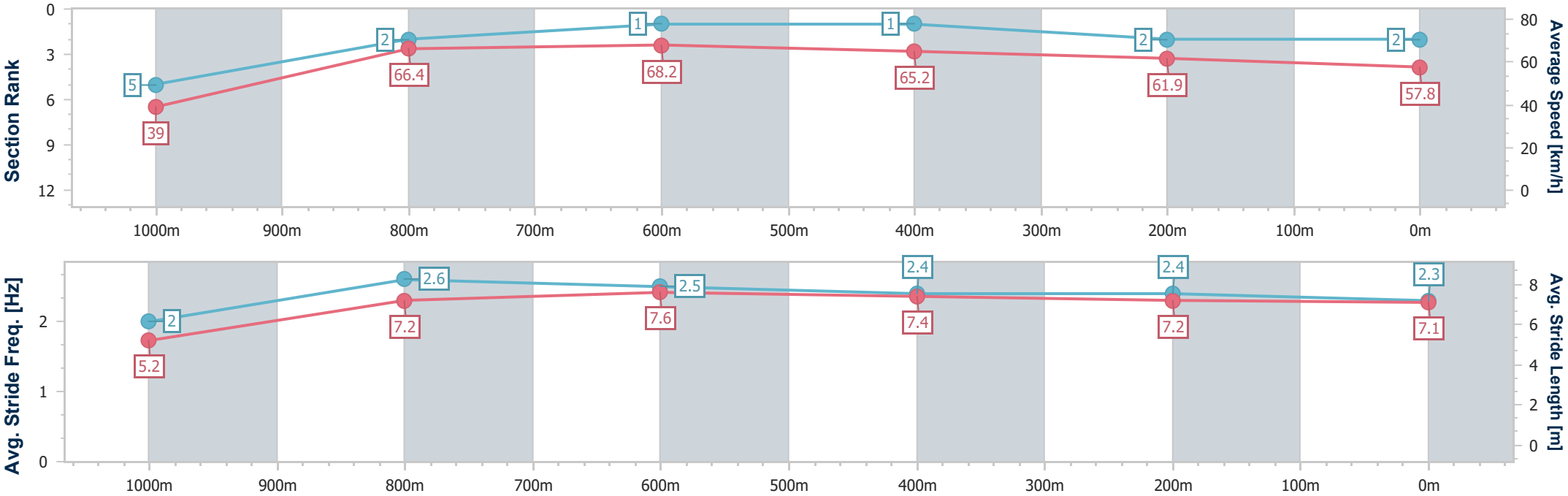
Horse/Jockey Name	Dalt Jaz
Final Rank	2
Fastest Section Time (Section)	0:04.68 (Overall)
Top Speed [km/h] (Section)	70.3 (1000m)
Race State	Finished



MackayProfessional
Race 4: LADBROKES BET TICKER Maiden Plate - 1050m
04 September 2025 - 14:55
Track Rating: Good 3, Weather: Overcast, Rail Position: True



Section	Overall	1000m	800m	600m	400m	200m							
Section Times	1:01.50 [2] (0:04.68)	0:56.82 [5] (0:10.95)	0:45.87 [2] (0:10.54)	0:35.33 [1] (0:11.13)	0:24.20 [1] (0:11.71)	0:12.49 [2] (0:12.49)							
Average Speed [km/h]	39.0	66.4	68.2	65.2	61.9	57.8							
Top Speed [km/h]	56.7	70.3	70.1	66.5	64.1	60.1							
Avg. Dist. to Rail [m]	5.1	4.1	1.1	1.1	3.4	4.1							
Avg. Stride Freq. [Hz]	2.0	2.6	2.5	2.4	2.4	2.3							
Avg. Stride Length [m]	5.2	7.2	7.6	7.4	7.2	7.1							



[] Ranking at each section and finish
- - - - No data available at this section
NA No data available



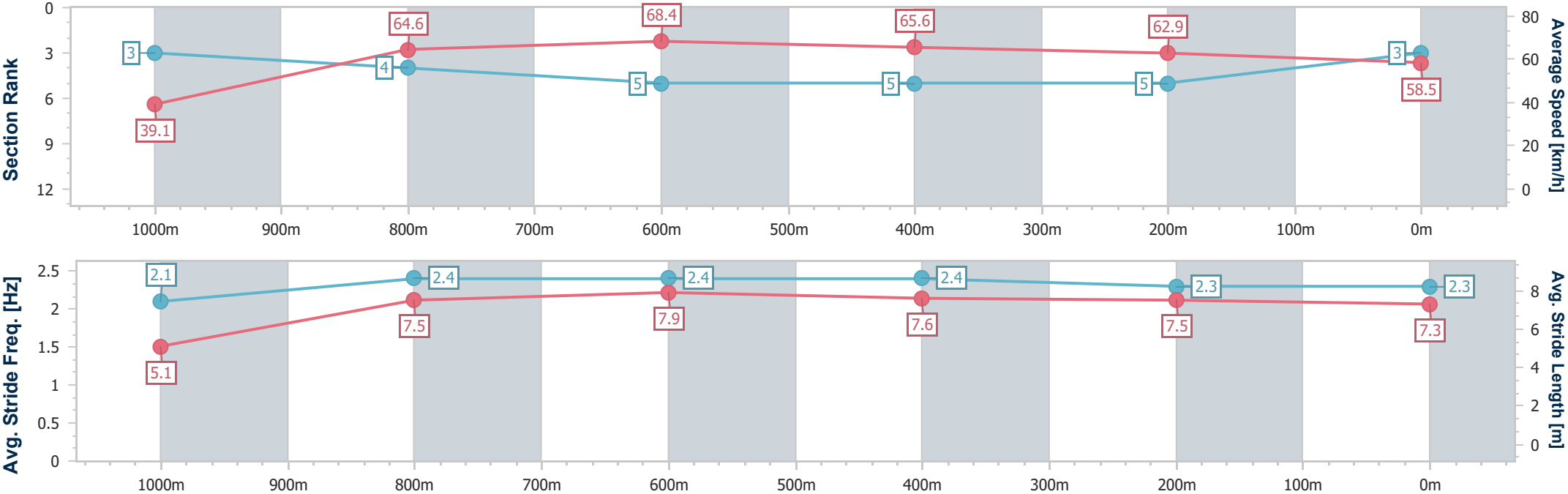
Horse/Jockey Name	Chiaro Di Luna
Final Rank	3
Fastest Section Time (Section)	0:04.65 (Overall)
Top Speed [km/h] (Section)	69.6 (800m)
Race State	Finished



MackayProfessional
Race 4: LADBROKES BET TICKER Maiden Plate - 1050m
04 September 2025 - 14:55
Track Rating: Good 3, Weather: Overcast, Rail Position: True



Section	Overall	1000m	800m	600m	400m	200m							
Section Times	1:01.65 [3] (0:04.65)	0:57.00 [3] (0:11.21)	0:45.79 [4] (0:10.65)	0:35.14 [5] (0:11.26)	0:23.88 [5] (0:11.61)	0:12.27 [5] (0:12.27)							
Average Speed [km/h]	39.1	64.6	68.4	65.6	62.9	58.5							
Top Speed [km/h]	55.4	68.3	69.6	67.4	64.6	61.5							
Avg. Dist. to Rail [m]	0.9	3.0	3.6	3.6	5.8	7.6							
Avg. Stride Freq. [Hz]	2.1	2.4	2.4	2.4	2.3	2.3							
Avg. Stride Length [m]	5.1	7.5	7.9	7.6	7.5	7.3							





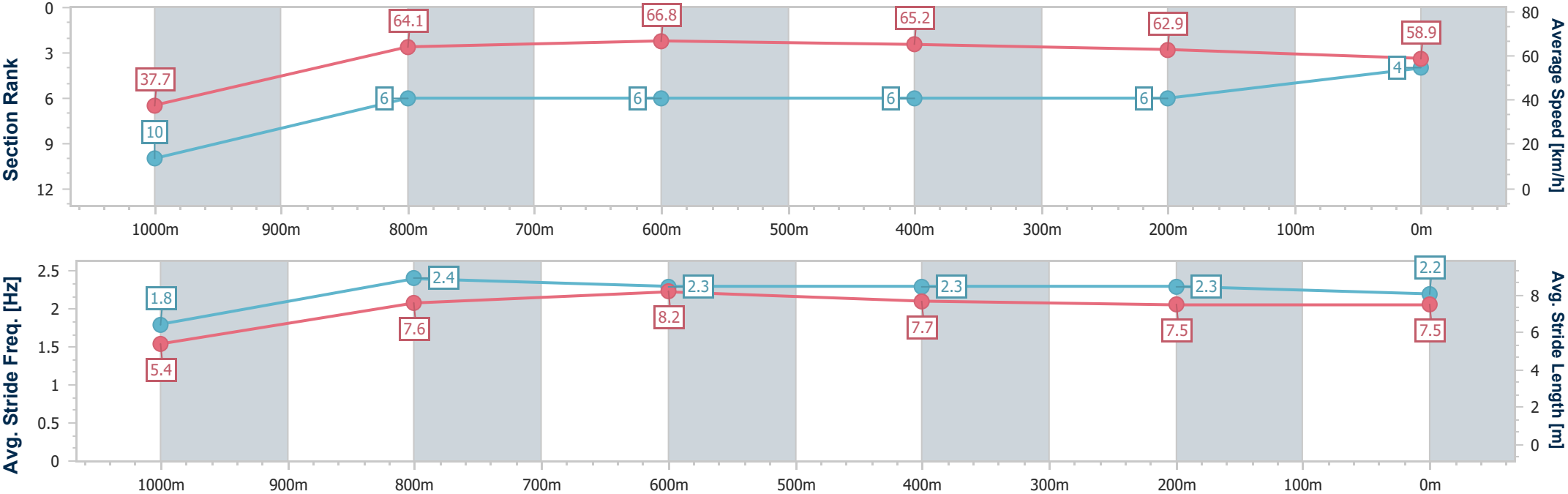
Horse/Jockey Name	Straz Danz
Final Rank	4
Fastest Section Time (Section)	0:04.84 (Overall)
Top Speed [km/h] (Section)	68.2 (800m)
Race State	Finished



MackayProfessional
Race 4: LADBROKES BET TICKER Maiden Plate - 1050m
04 September 2025 - 14:55
Track Rating: Good 3, Weather: Overcast, Rail Position: True



Section	Overall	1000m	800m	600m	400m	200m							
Section Times	1:01.69 [4] (0:04.84)	0:56.85 [10] (0:11.29)	0:45.56 [6] (0:10.81)	0:34.75 [6] (0:11.05)	0:23.70 [6] (0:11.49)	0:12.21 [6] (0:12.21)							
Average Speed [km/h]	37.7	64.1	66.8	65.2	62.9	58.9							
Top Speed [km/h]	53.7	68.1	68.2	66.2	63.9	61.9							
Avg. Dist. to Rail [m]	0.7	2.4	1.2	0.3	1.9	2.9							
Avg. Stride Freq. [Hz]	1.8	2.4	2.3	2.3	2.3	2.2							
Avg. Stride Length [m]	5.4	7.6	8.2	7.7	7.5	7.5							



[] Ranking at each section and finish
-.-.- No data available at this section
NA No data available



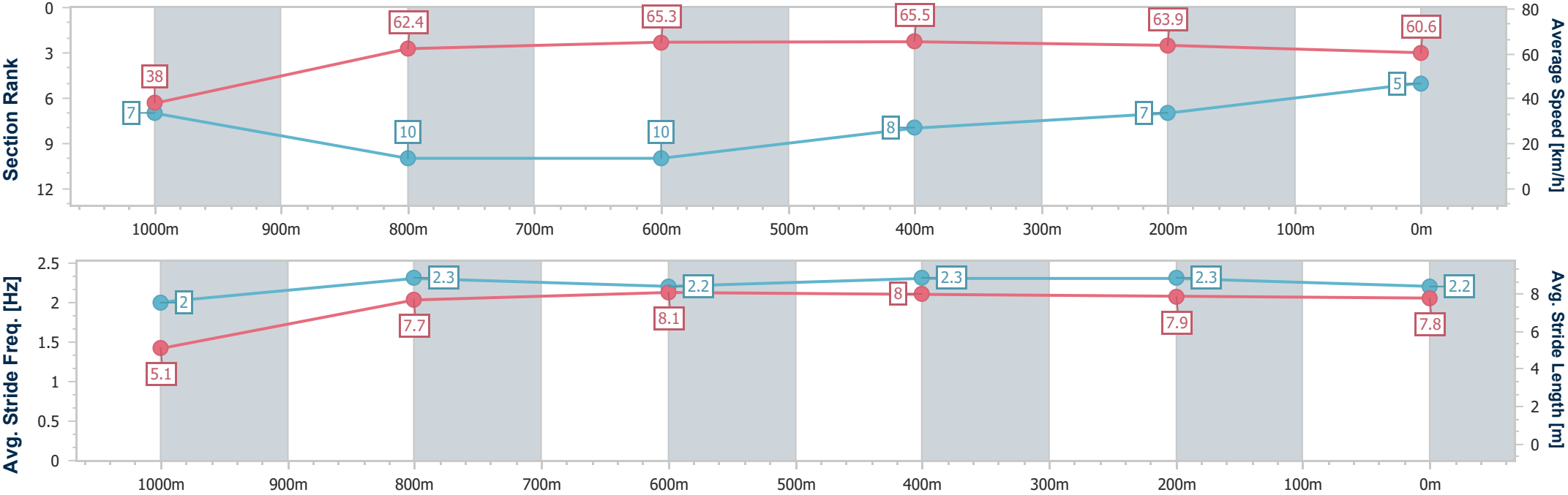
Horse/Jockey Name	The General Talks
Final Rank	5
Fastest Section Time (Section)	0:04.78 (Overall)
Top Speed [km/h] (Section)	67.0 (1000m)
Race State	Finished



MackayProfessional
Race 4: LADBROKES BET TICKER Maiden Plate - 1050m
04 September 2025 - 14:55
Track Rating: Good 3, Weather: Overcast, Rail Position: True



Section	Overall	1000m	800m	600m	400m	200m							
Section Times	1:01.73 [5] (0:04.78)	0:56.95 [7] (0:11.67)	0:45.28 [10] (0:11.10)	0:34.18 [10] (0:11.04)	0:23.14 [8] (0:11.25)	0:11.89 [7] (0:11.89)							
Average Speed [km/h]	38.0	62.4	65.3	65.5	63.9	60.6							
Top Speed [km/h]	51.9	67.0	66.8	66.5	64.5	63.2							
Avg. Dist. to Rail [m]	4.3	5.9	2.5	0.5	1.6	5.1							
Avg. Stride Freq. [Hz]	2.0	2.3	2.2	2.3	2.3	2.2							
Avg. Stride Length [m]	5.1	7.7	8.1	8.0	7.9	7.8							





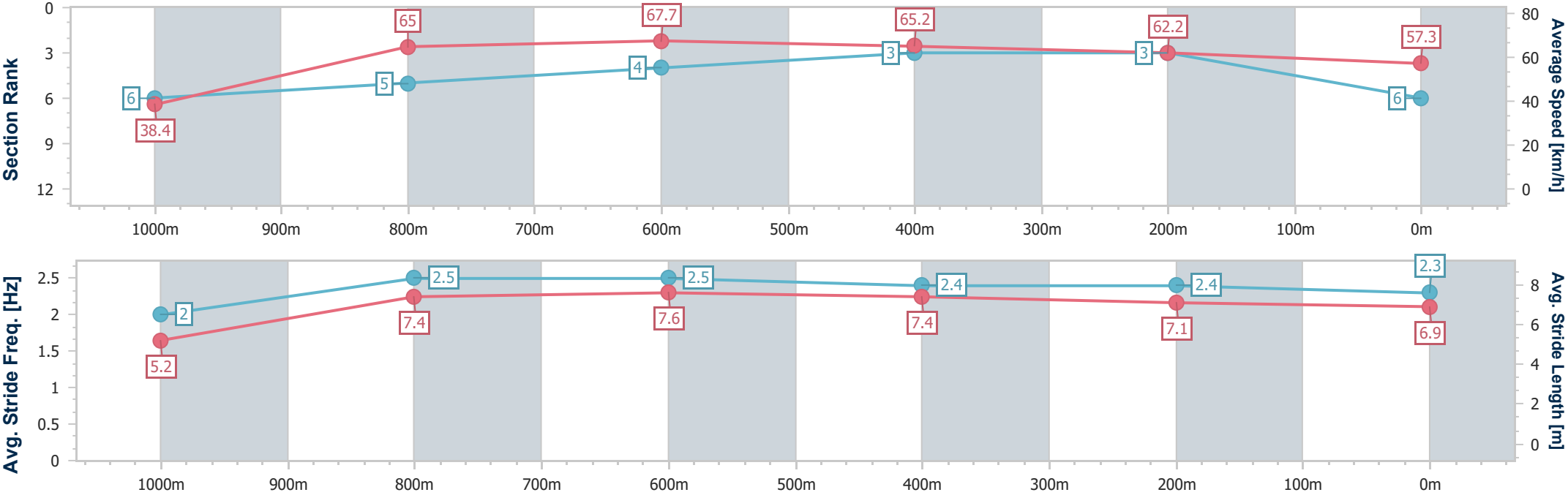
Horse/Jockey Name	Zaboog
Final Rank	6
Fastest Section Time (Section)	0:04.75 (Overall)
Top Speed [km/h] (Section)	69.0 (800m)
Race State	Finished



MackayProfessional
Race 4: LADBROKES BET TICKER Maiden Plate - 1050m
04 September 2025 - 14:55
Track Rating: Good 3, Weather: Overcast, Rail Position: True



Section	Overall	1000m	800m	600m	400m	200m							
Section Times	1:01.77 [6] (0:04.75)	0:57.02 [6] (0:11.13)	0:45.89 [5] (0:10.63)	0:35.26 [4] (0:11.06)	0:24.20 [3] (0:11.66)	0:12.54 [3] (0:12.54)							
Average Speed [km/h]	38.4	65.0	67.7	65.2	62.2	57.3							
Top Speed [km/h]	54.9	68.0	69.0	67.7	63.7	60.2							
Avg. Dist. to Rail [m]	2.4	0.9	1.0	0.5	1.6	2.0							
Avg. Stride Freq. [Hz]	2.0	2.5	2.5	2.4	2.4	2.3							
Avg. Stride Length [m]	5.2	7.4	7.6	7.4	7.1	6.9							





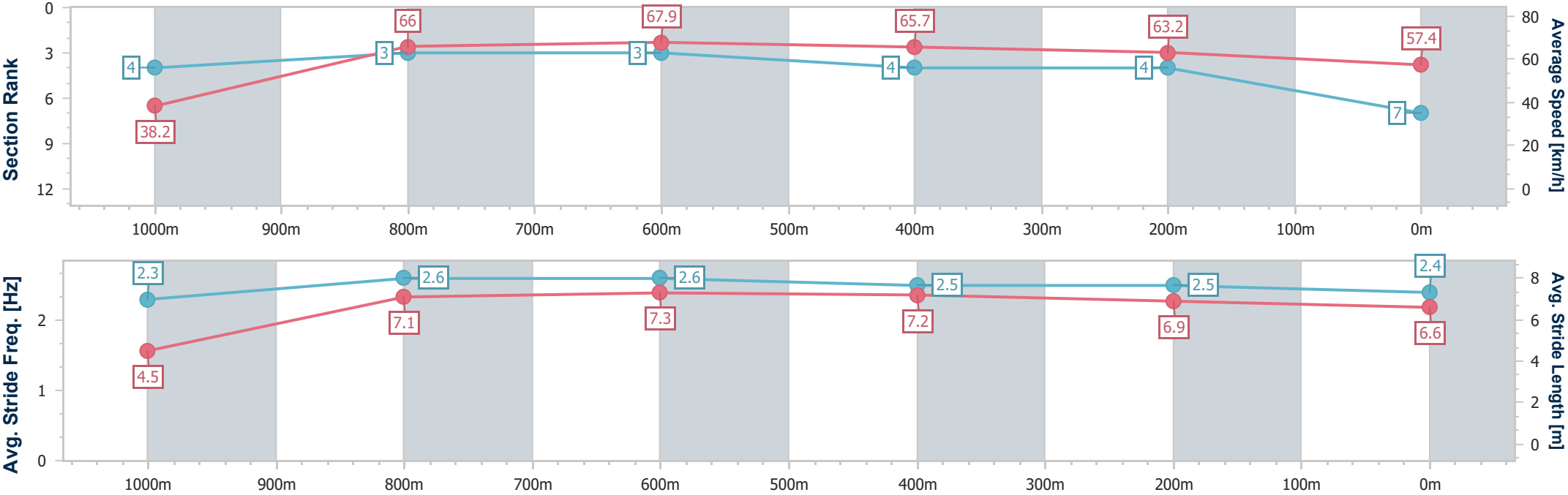
Horse/Jockey Name	Tennyson Miss
Final Rank	7
Fastest Section Time (Section)	0:04.67 (Overall)
Top Speed [km/h] (Section)	69.9 (800m)
Race State	Finished



MackayProfessional
Race 4: LADBROKES BET TICKER Maiden Plate - 1050m
04 September 2025 - 14:55
Track Rating: Good 3, Weather: Overcast, Rail Position: True



Section	Overall	1000m	800m	600m	400m	200m							
Section Times	1:01.84 [7] (0:04.67)	0:57.17 [4] (0:11.01)	0:46.16 [3] (0:10.73)	0:35.43 [3] (0:11.34)	0:24.09 [4] (0:11.55)	0:12.54 [4] (0:12.54)							
Average Speed [km/h]	38.2	66.0	67.9	65.7	63.2	57.4							
Top Speed [km/h]	56.4	68.2	69.9	67.2	64.7	60.7							
Avg. Dist. to Rail [m]	2.2	1.4	3.8	4.7	6.5	6.2							
Avg. Stride Freq. [Hz]	2.3	2.6	2.6	2.5	2.5	2.4							
Avg. Stride Length [m]	4.5	7.1	7.3	7.2	6.9	6.6							





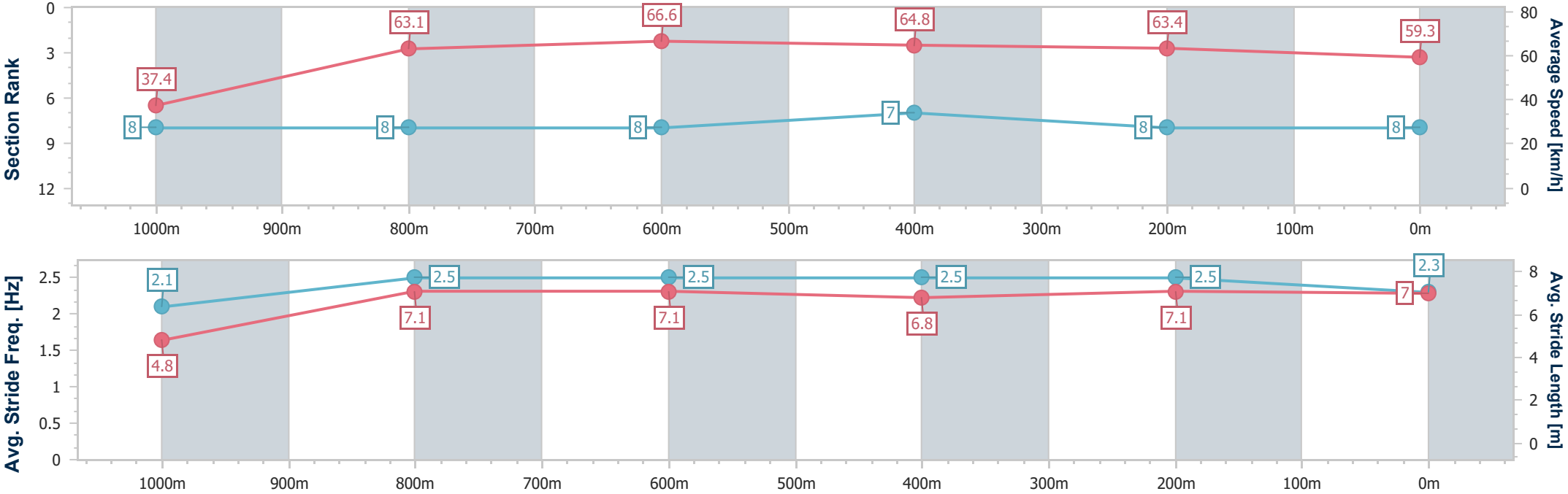
Horse/Jockey Name	Debbie Baby
Final Rank	8
Fastest Section Time (Section)	0:04.81 (Overall)
Top Speed [km/h] (Section)	67.6 (800m)
Race State	Finished



MackayProfessional
Race 4: LADBROKES BET TICKER Maiden Plate - 1050m
04 September 2025 - 14:55
Track Rating: Good 3, Weather: Overcast, Rail Position: True



Section	Overall	1000m	800m	600m	400m	200m							
Section Times	1:02.08 [8] (0:04.81)	0:57.27 [8] (0:11.52)	0:45.75 [8] (0:10.86)	0:34.89 [8] (0:11.27)	0:23.62 [7] (0:11.48)	0:12.14 [8] (0:12.14)							
Average Speed [km/h]	37.4	63.1	66.6	64.8	63.4	59.3							
Top Speed [km/h]	51.8	67.2	67.6	66.1	64.1	62.6							
Avg. Dist. to Rail [m]	2.5	3.3	1.5	2.5	5.1	7.5							
Avg. Stride Freq. [Hz]	2.1	2.5	2.5	2.5	2.5	2.3							
Avg. Stride Length [m]	4.8	7.1	7.1	6.8	7.1	7.0							



[] Ranking at each section and finish
-.-.- No data available at this section
NA No data available



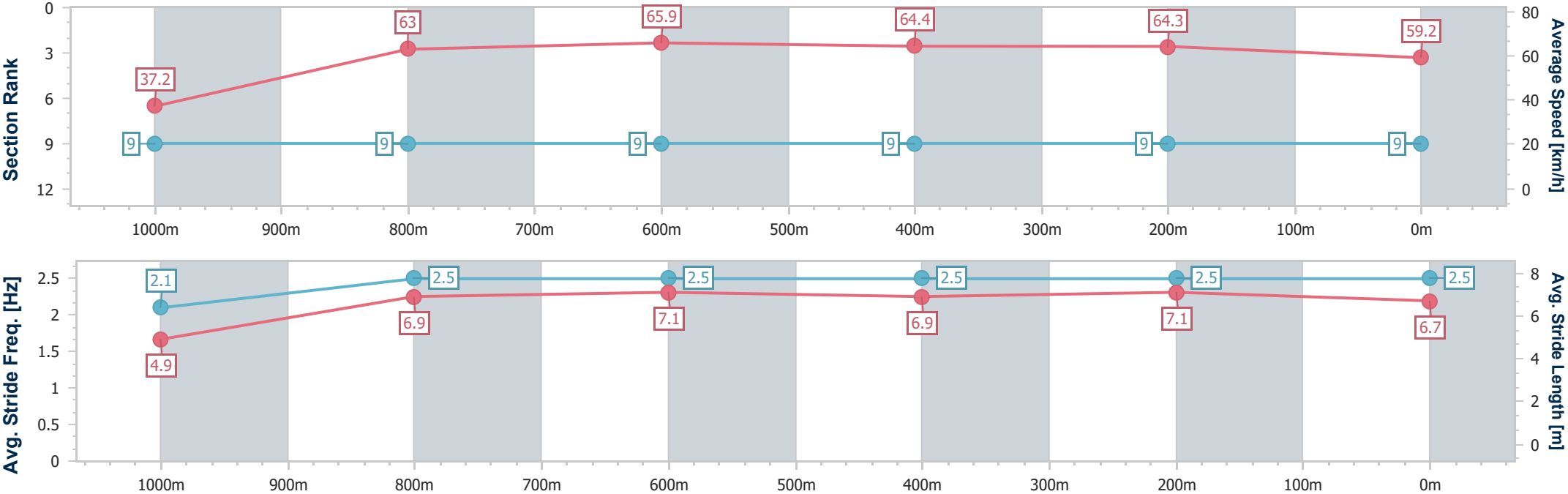
Horse/Jockey Name	Lady De Vega
Final Rank	9
Fastest Section Time (Section)	0:04.84 (Overall)
Top Speed [km/h] (Section)	68.1 (800m)
Race State	Finished



MackayProfessional
Race 4: LADBROKES BET TICKER Maiden Plate - 1050m
04 September 2025 - 14:55
Track Rating: Good 3, Weather: Overcast, Rail Position: True



Section	Overall	1000m	800m	600m	400m	200m							
Section Times	1:02.18 [9] (0:04.84)	0:57.34 [9] (0:11.59)	0:45.75 [9] (0:10.96)	0:34.79 [9] (0:11.36)	0:23.43 [9] (0:11.27)	0:12.16 [9] (0:12.16)							
Average Speed [km/h]	37.2	63.0	65.9	64.4	64.3	59.2							
Top Speed [km/h]	51.2	68.0	68.1	65.7	65.4	63.0							
Avg. Dist. to Rail [m]	2.8	3.9	2.0	2.3	5.0	8.4							
Avg. Stride Freq. [Hz]	2.1	2.5	2.5	2.5	2.5	2.5							
Avg. Stride Length [m]	4.9	6.9	7.1	6.9	7.1	6.7							





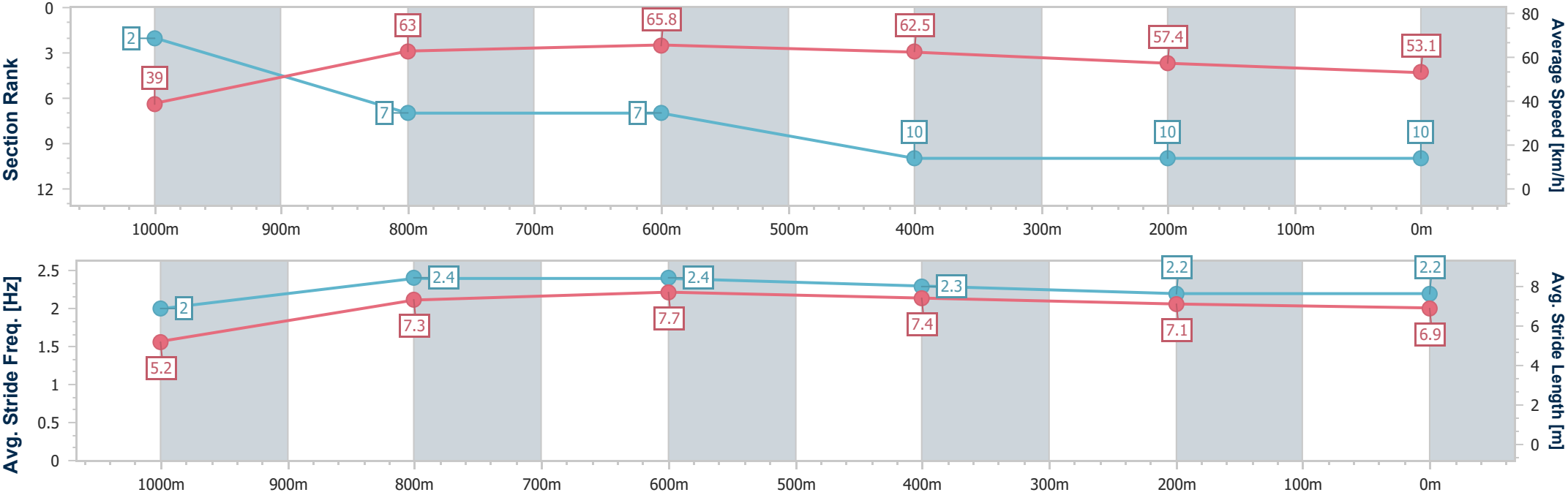
Horse/Jockey Name	Powered Right Up
Final Rank	10
Fastest Section Time (Section)	0:04.64 (Overall)
Top Speed [km/h] (Section)	68.4 (1000m)
Race State	Finished



MackayProfessional
Race 4: LADBROKES BET TICKER Maiden Plate - 1050m
04 September 2025 - 14:55
Track Rating: Good 3, Weather: Overcast, Rail Position: True



Section	Overall	1000m	800m	600m	400m	200m							
Section Times	1:04.96 [10] (0:04.64)	1:00.32 [2] (0:11.54)	0:48.78 [7] (0:11.01)	0:37.77 [7] (0:11.64)	0:26.13 [10] (0:12.60)	0:13.53 [10] (0:13.53)							
Average Speed [km/h]	39.0	63.0	65.8	62.5	57.4	53.1							
Top Speed [km/h]	53.3	68.4	68.4	65.2	59.5	57.6							
Avg. Dist. to Rail [m]	1.6	3.4	1.8	1.3	3.1	3.4							
Avg. Stride Freq. [Hz]	2.0	2.4	2.4	2.3	2.2	2.2							
Avg. Stride Length [m]	5.2	7.3	7.7	7.4	7.1	6.9							





MackayProfessional

Race 5: LADBROKES FORM GENIUS Class 2 Handicap - 1050m

04 September 2025 - 15:35



MACKAY TURF CLUB
Ooralea Racecourse

Track Rating: Good 3, Weather: Overcast, Rail Position: True

Section						Overall	1000m	800m	600m	400m	200m	Last 600m		
Field Times						1:00.37 (0:04.44)	0:55.93 (0:10.98)	0:44.95 (0:10.53)	0:34.42 (0:11.01)	0:23.41 (0:11.26)	0:12.15 (0:12.15)	0:34.42		
Rank	TAB	Horse/Jockey	Barrier	Top Speed [km/h]	Fastest Section							Margin	Distance Travelled [m]	
1	1	RICH AGAIN	9	69.9	0:04.68	1:00.37 [1]	0:55.69 [3]	0:44.70 [2]	0:34.09 [2]	0:23.33 [2]	0:12.15 [1]	1:00.37	0:34.09	
		Ashley Butler		800m	Overall	(0:04.68)	(0:10.99)	(0:10.61)	(0:10.76)	(0:11.18)	(0:12.15)			
2	6	ZAYA	1	69.4	0:04.44	1:00.38 [2]	0:55.94 [1]	0:44.96 [1]	0:34.43 [1]	0:23.42 [1]	0:11.97 [2]	0.04L	0:34.43	-2
		Jackson Murphy		800m	Overall	(0:04.44)	(0:10.98)	(0:10.53)	(0:11.01)	(0:11.45)	(0:11.97)			
3	5	HE'S THE ONE	4	68.7	0:04.98	1:00.53 [3]	0:55.55 [8]	0:44.27 [7]	0:33.65 [6]	0:22.69 [5]	0:11.60 [4]	0.93L	0:33.65	+0
		Jason Taylor		800m	Overall	(0:04.98)	(0:11.28)	(0:10.62)	(0:10.96)	(0:11.09)	(0:11.60)			
4	4	RAVENITE	3	69.4	0:04.71	1:00.62 [4]	0:55.91 [4]	0:44.69 [4]	0:33.99 [4]	0:23.08 [3]	0:11.84 [3]	1.46L	0:33.99	+0
		Georgina Cartwright		800m	Overall	(0:04.71)	(0:11.22)	(0:10.70)	(0:10.91)	(0:11.24)	(0:11.84)			
5	2	MELO MELO KAVA	5	67.4	0:04.73	1:01.04 [5]	0:56.31 [5]	0:44.95 [6]	0:33.95 [7]	0:22.77 [7]	0:11.66 [6]	3.95L	0:33.95	+4
		Raul Silvera Olivera		800m	Overall	(0:04.73)	(0:11.36)	(0:11.00)	(0:11.18)	(0:11.11)	(0:11.66)			
6	8	ITHINKBETTA	8	68.8	0:04.55	1:01.14 [6]	0:56.59 [2]	0:45.30 [3]	0:34.61 [3]	0:23.59 [4]	0:12.16 [5]	4.52L	0:34.61	+3
		Chris McIver		800m	Overall	(0:04.55)	(0:11.29)	(0:10.69)	(0:11.02)	(0:11.43)	(0:12.16)			
7	3	QUERIDA	7	68.5	0:04.83	1:01.36 [7]	0:56.53 [6]	0:45.38 [5]	0:34.60 [5]	0:23.29 [6]	0:11.93 [7]	5.83L	0:34.60	+3
		Nikki Olzard		1000m	Overall	(0:04.83)	(0:11.15)	(0:10.78)	(0:11.31)	(0:11.36)	(0:11.93)			
8	7	MISHANI AMORE	6	67.5	0:05.06	1:01.43 [8]	0:56.37 [9]	0:44.99 [8]	0:34.16 [8]	0:23.04 [8]	0:11.73 [8]	6.28L	0:34.16	-3
		Shakira Bailey		1000m	Overall	(0:05.06)	(0:11.38)	(0:10.83)	(0:11.12)	(0:11.31)	(0:11.73)			
9	9	MISHANI WOLF	2	65.7	0:04.88	1:02.87 [9]	0:57.99 [7]	0:46.19 [9]	0:35.05 [9]	0:23.64 [9]	0:12.07 [9]	14.7L	0:35.05	-2
		Tahlia Fenlon		800m	Overall	(0:04.88)	(0:11.80)	(0:11.14)	(0:11.41)	(0:11.57)	(0:12.07)			



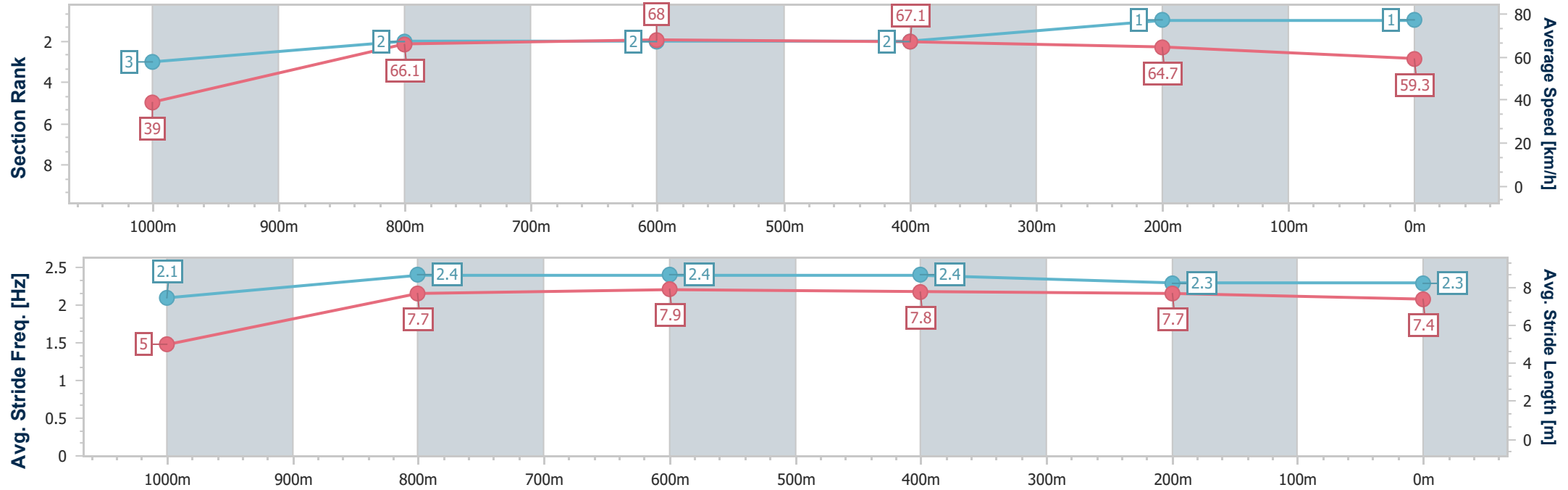
Horse/Jockey Name	Rich Again
Final Rank	1
Fastest Section Time (Section)	0:04.68 (Overall)
Top Speed [km/h] (Section)	69.9 (800m)
Race State	Finished



MackayProfessional
Race 5: LADBROKES FORM GENIUS Class 2 Handicap - 1050m
04 September 2025 - 15:35
Track Rating: Good 3, Weather: Overcast, Rail Position: True



Section	Overall	1000m	800m	600m	400m	200m							
Section Times	1:00.37 [1] (0:04.68)	0:55.69 [3] (0:10.99)	0:44.70 [2] (0:10.61)	0:34.09 [2] (0:10.76)	0:23.33 [2] (0:11.18)	0:12.15 [1] (0:12.15)							
Average Speed [km/h]	39.0	66.1	68.0	67.1	64.7	59.3							
Top Speed [km/h]	55.8	69.2	69.9	69.9	66.7	62.9							
Avg. Dist. to Rail [m]	4.0	3.8	1.4	0.5	2.1	2.9							
Avg. Stride Freq. [Hz]	2.1	2.4	2.4	2.4	2.3	2.3							
Avg. Stride Length [m]	5.0	7.7	7.9	7.8	7.7	7.4							





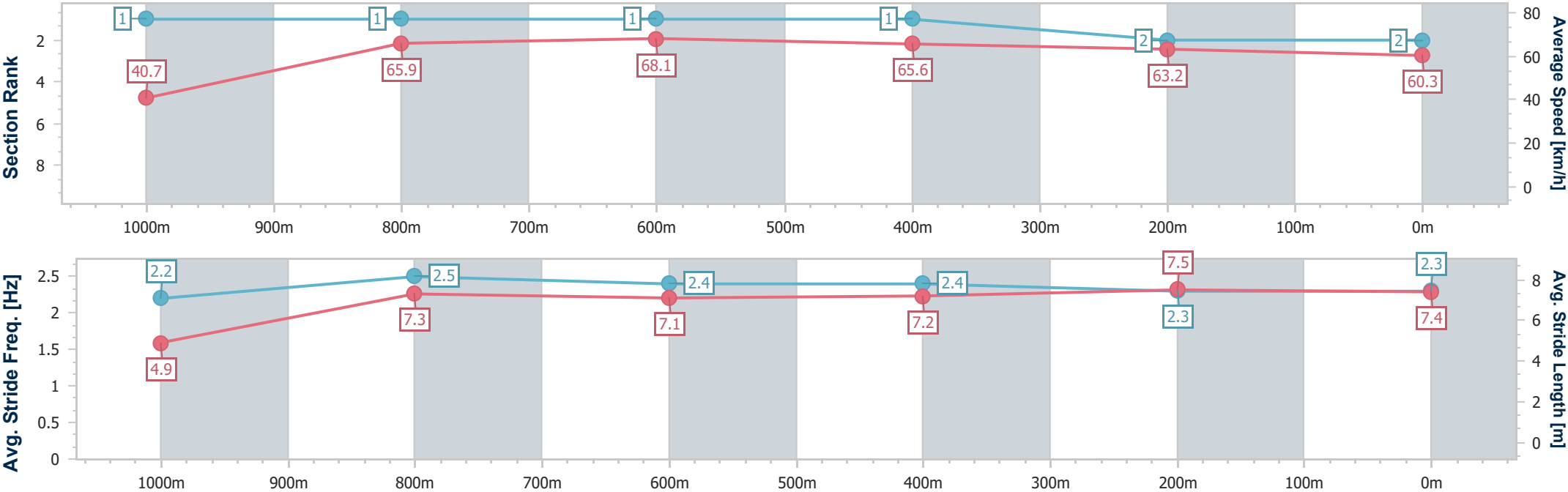
Horse/Jockey Name	Zaya
Final Rank	2
Fastest Section Time (Section)	0:04.44 (Overall)
Top Speed [km/h] (Section)	69.4 (800m)
Race State	Finished



MackayProfessional
Race 5: LADBROKES FORM GENIUS Class 2 Handicap - 1050m
04 September 2025 - 15:35
Track Rating: Good 3, Weather: Overcast, Rail Position: True



Section	Overall	1000m	800m	600m	400m	200m							
Section Times	1:00.38 [2] (0:04.44)	0:55.94 [1] (0:10.98)	0:44.96 [1] (0:10.53)	0:34.43 [1] (0:11.01)	0:23.42 [1] (0:11.45)	0:11.97 [2] (0:11.97)							
Average Speed [km/h]	40.7	65.9	68.1	65.6	63.2	60.3							
Top Speed [km/h]	55.2	69.1	69.4	67.7	64.3	62.8							
Avg. Dist. to Rail [m]	2.7	0.9	0.4	1.2	1.8	2.2							
Avg. Stride Freq. [Hz]	2.2	2.5	2.4	2.4	2.3	2.3							
Avg. Stride Length [m]	4.9	7.3	7.1	7.2	7.5	7.4							





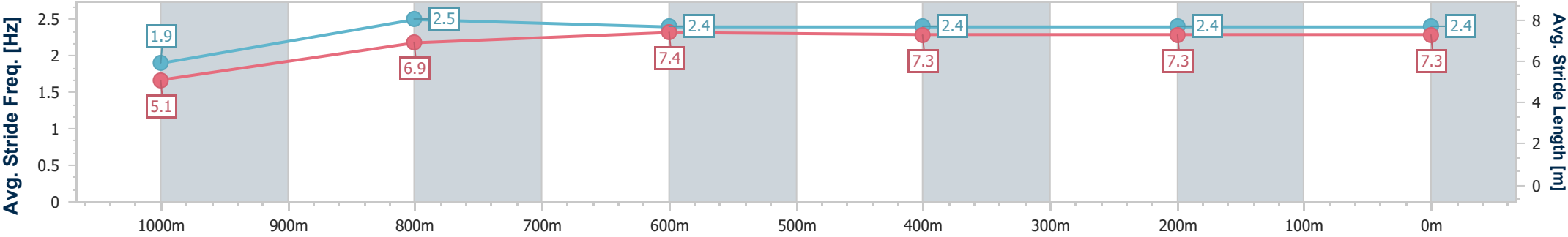
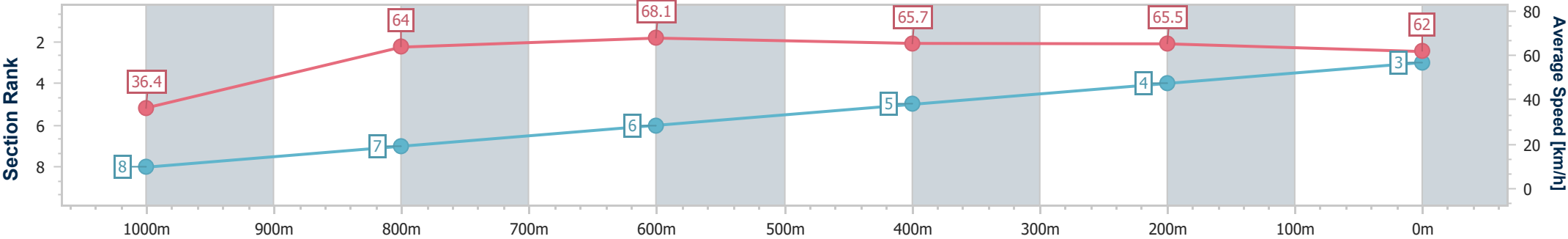
Horse/Jockey Name	He's The One
Final Rank	3
Fastest Section Time (Section)	0:04.98 (Overall)
Top Speed [km/h] (Section)	68.7 (800m)
Race State	Finished



MackayProfessional
Race 5: LADBROKES FORM GENIUS Class 2 Handicap - 1050m
04 September 2025 - 15:35
Track Rating: Good 3, Weather: Overcast, Rail Position: True



Section	Overall	1000m	800m	600m	400m	200m							
Section Times	1:00.53 [3] (0:04.98)	0:55.55 [8] (0:11.28)	0:44.27 [7] (0:10.62)	0:33.65 [6] (0:10.96)	0:22.69 [5] (0:11.09)	0:11.60 [4]							
Average Speed [km/h]	36.4	64.0	68.1	65.7	65.5	62.0							
Top Speed [km/h]	52.0	68.0	68.7	66.7	65.9	65.3							
Avg. Dist. to Rail [m]	0.9	1.5	0.8	0.8	4.5	5.4							
Avg. Stride Freq. [Hz]	1.9	2.5	2.4	2.4	2.4	2.4							
Avg. Stride Length [m]	5.1	6.9	7.4	7.3	7.3	7.3							





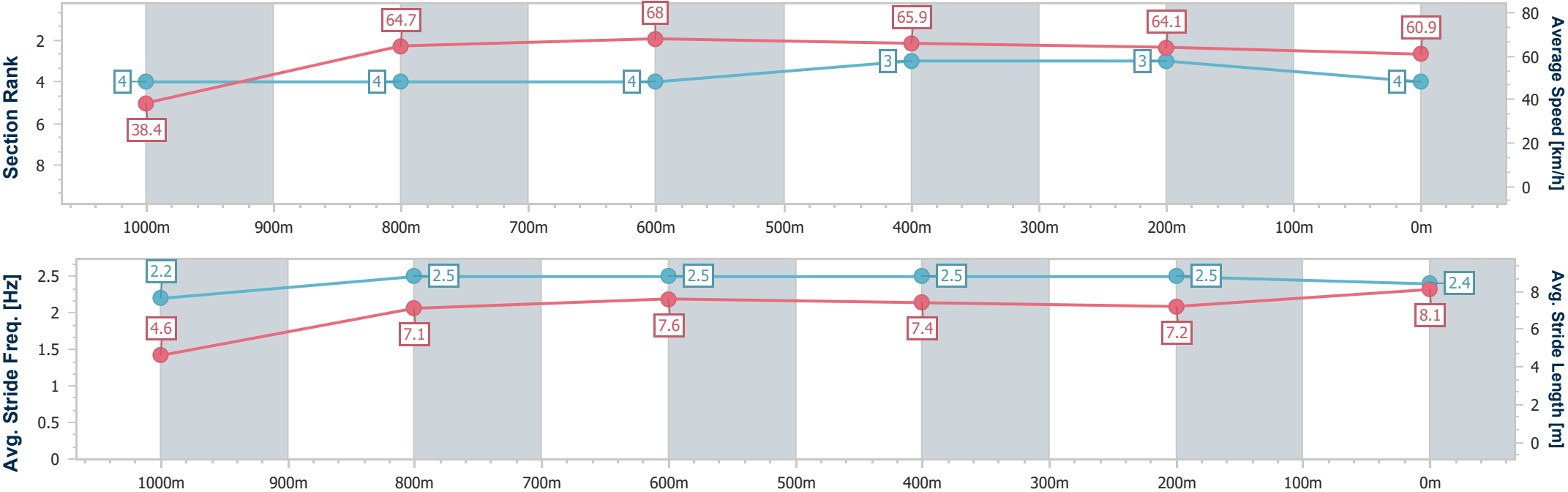
Horse/Jockey Name	Ravenite
Final Rank	4
Fastest Section Time (Section)	0:04.71 (Overall)
Top Speed [km/h] (Section)	69.4 (800m)
Race State	Finished



MackayProfessional
Race 5: LADBROKES FORM GENIUS Class 2 Handicap - 1050m
04 September 2025 - 15:35
Track Rating: Good 3, Weather: Overcast, Rail Position: True



Section	Overall	1000m	800m	600m	400m	200m							
Section Times	1:00.62 [4] (0:04.71)	0:55.91 [4] (0:11.22)	0:44.69 [4] (0:10.70)	0:33.99 [4] (0:10.91)	0:23.08 [3] (0:11.24)	0:11.84 [3] (0:11.84)							
Average Speed [km/h]	38.4	64.7	68.0	65.9	64.1	60.9							
Top Speed [km/h]	53.9	68.6	69.4	67.4	65.3	61.9							
Avg. Dist. to Rail [m]	1.7	2.2	4.0	0.9	1.9	2.1							
Avg. Stride Freq. [Hz]	2.2	2.5	2.5	2.5	2.5	2.4							
Avg. Stride Length [m]	4.6	7.1	7.6	7.4	7.2	8.1							





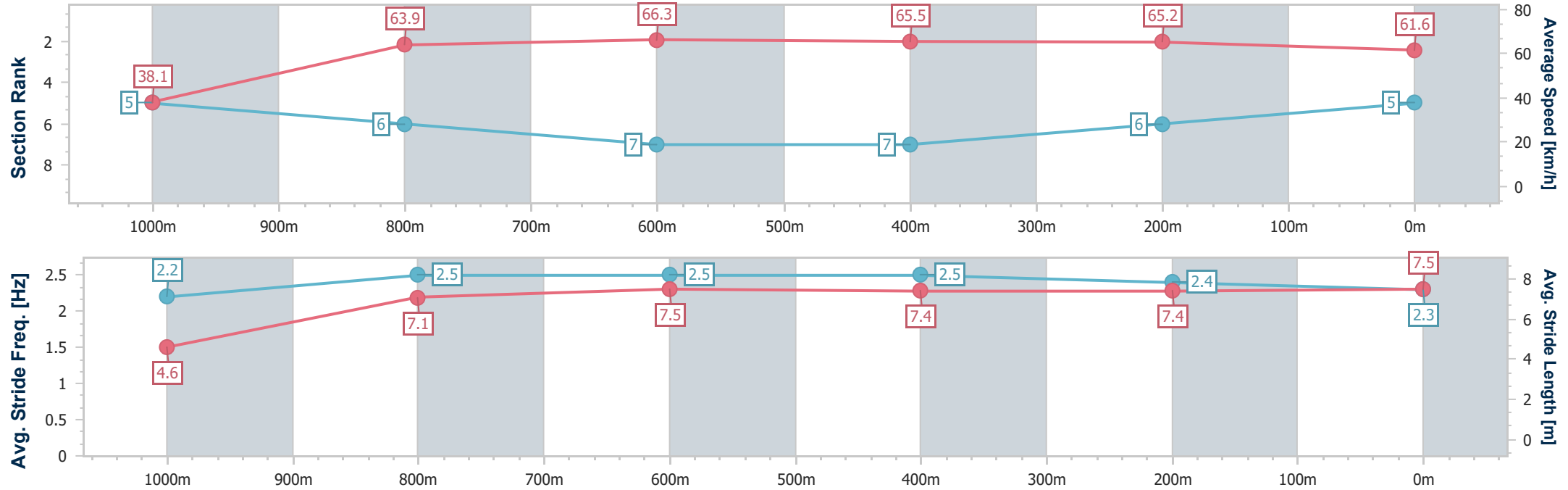
Horse/Jockey Name	Melo Melo Kava
Final Rank	5
Fastest Section Time (Section)	0:04.73 (Overall)
Top Speed [km/h] (Section)	67.4 (800m)
Race State	Finished



MackayProfessional
Race 5: LADBROKES FORM GENIUS Class 2 Handicap - 1050m
04 September 2025 - 15:35
Track Rating: Good 3, Weather: Overcast, Rail Position: True



Section	Overall	1000m	800m	600m	400m	200m							
Section Times	1:01.04 [5] (0:04.73)	0:56.31 [5] (0:11.36)	0:44.95 [6] (0:11.00)	0:33.95 [7] (0:11.18)	0:22.77 [7] (0:11.11)	0:11.66 [6] (0:11.66)							
Average Speed [km/h]	38.1	63.9	66.3	65.5	65.2	61.6							
Top Speed [km/h]	53.5	66.8	67.4	66.0	66.5	65.7							
Avg. Dist. to Rail [m]	1.1	3.3	3.5	2.0	4.3	6.0							
Avg. Stride Freq. [Hz]	2.2	2.5	2.5	2.5	2.4	2.3							
Avg. Stride Length [m]	4.6	7.1	7.5	7.4	7.4	7.5							





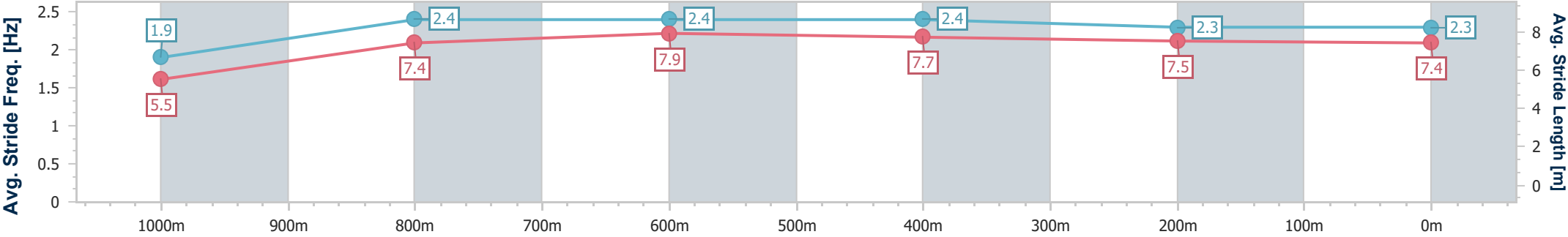
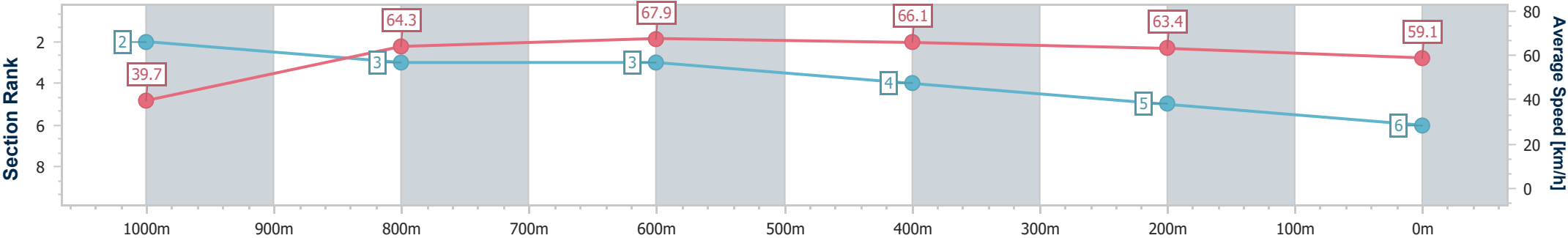
Horse/Jockey Name	lthinkbetta
Final Rank	6
Fastest Section Time (Section)	0:04.55 (Overall)
Top Speed [km/h] (Section)	68.8 (800m)
Race State	Finished



MackayProfessional
Race 5: LADBROKES FORM GENIUS Class 2 Handicap - 1050m
04 September 2025 - 15:35
Track Rating: Good 3, Weather: Overcast, Rail Position: True



Section	Overall	1000m	800m	600m	400m	200m							
Section Times	1:01.14 [6] (0:04.55)	0:56.59 [2] (0:11.29)	0:45.30 [3] (0:10.69)	0:34.61 [3] (0:11.02)	0:23.59 [4] (0:11.43)	0:12.16 [5] (0:12.16)							
Average Speed [km/h]	39.7	64.3	67.9	66.1	63.4	59.1							
Top Speed [km/h]	53.7	68.5	68.8	66.9	64.8	61.9							
Avg. Dist. to Rail [m]	3.2	3.6	2.6	1.8	2.7	3.5							
Avg. Stride Freq. [Hz]	1.9	2.4	2.4	2.4	2.3	2.3							
Avg. Stride Length [m]	5.5	7.4	7.9	7.7	7.5	7.4							





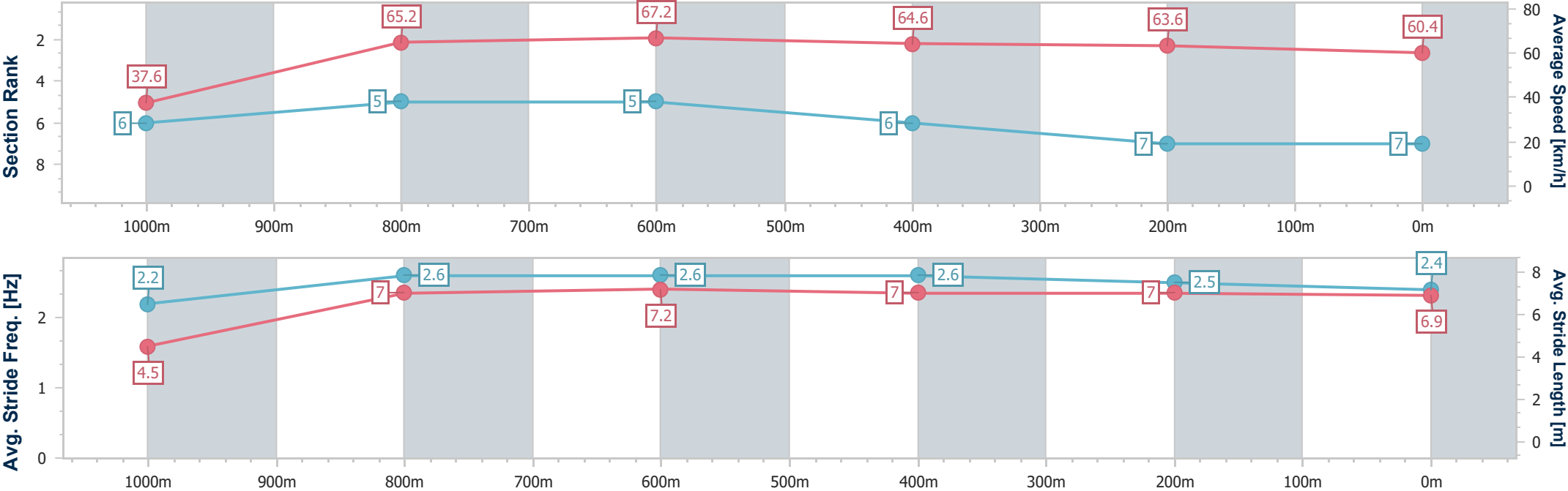
Horse/Jockey Name	Querida
Final Rank	7
Fastest Section Time (Section)	0:04.83 (Overall)
Top Speed [km/h] (Section)	68.5 (1000m)
Race State	Finished



MackayProfessional
Race 5: LADBROKES FORM GENIUS Class 2 Handicap - 1050m
04 September 2025 - 15:35
Track Rating: Good 3, Weather: Overcast, Rail Position: True



Section	Overall	1000m	800m	600m	400m	200m							
Section Times	1:01.36 [7] (0:04.83)	0:56.53 [6] (0:11.15)	0:45.38 [5] (0:10.78)	0:34.60 [5] (0:11.31)	0:23.29 [6] (0:11.36)	0:11.93 [7] (0:11.93)							
Average Speed [km/h]	37.6	65.2	67.2	64.6	63.6	60.4							
Top Speed [km/h]	53.6	68.5	68.3	66.8	66.3	62.2							
Avg. Dist. to Rail [m]	3.1	4.7	2.8	1.5	1.8	1.8							
Avg. Stride Freq. [Hz]	2.2	2.6	2.6	2.6	2.5	2.4							
Avg. Stride Length [m]	4.5	7.0	7.2	7.0	7.0	6.9							



[] Ranking at each section and finish
-.-.- No data available at this section
NA No data available



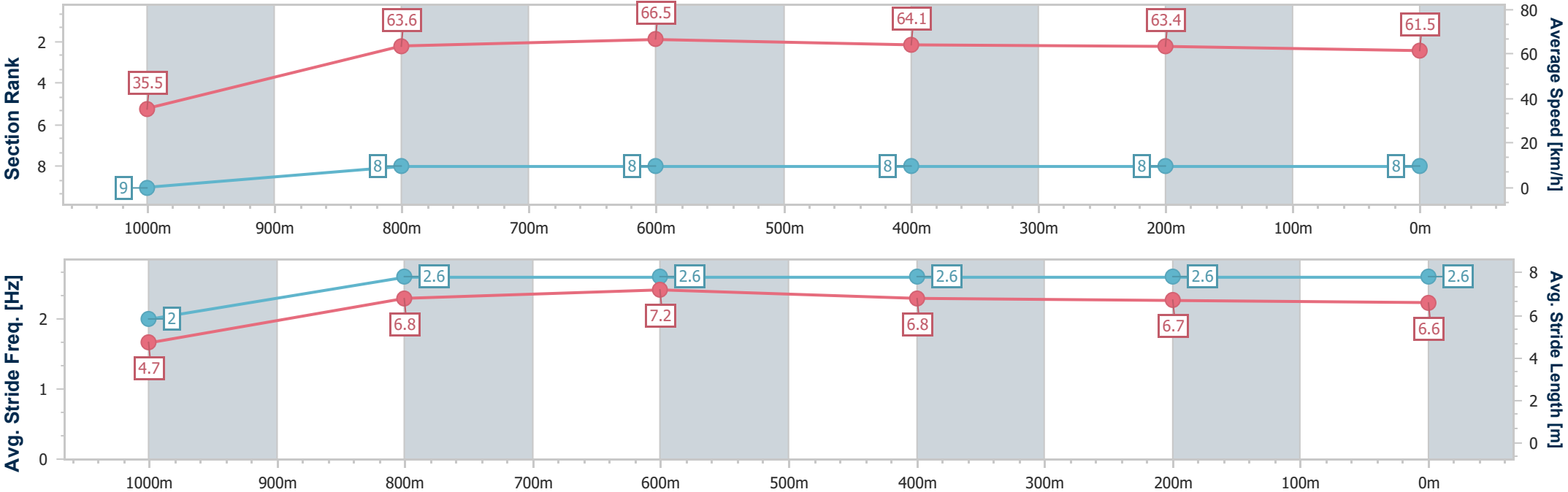
Horse/Jockey Name	Mishani Amore
Final Rank	8
Fastest Section Time (Section)	0:05.06 (Overall)
Top Speed [km/h] (Section)	67.5 (1000m)
Race State	Finished



MackayProfessional
Race 5: LADBROKES FORM GENIUS Class 2 Handicap - 1050m
04 September 2025 - 15:35
Track Rating: Good 3, Weather: Overcast, Rail Position: True



Section	Overall	1000m	800m	600m	400m	200m							
Section Times	1:01.43 [8] (0:05.06)	0:56.37 [9] (0:11.38)	0:44.99 [8] (0:10.83)	0:34.16 [8] (0:11.12)	0:23.04 [8] (0:11.31)	0:11.73 [8] (0:11.73)							
Average Speed [km/h]	35.5	63.6	66.5	64.1	63.4	61.5							
Top Speed [km/h]	54.3	67.5	67.5	65.1	64.5	63.5							
Avg. Dist. to Rail [m]	1.2	1.9	0.9	1.1	0.8	3.3							
Avg. Stride Freq. [Hz]	2.0	2.6	2.6	2.6	2.6	2.6							
Avg. Stride Length [m]	4.7	6.8	7.2	6.8	6.7	6.6							



[] Ranking at each section and finish
- - - - No data available at this section
NA No data available



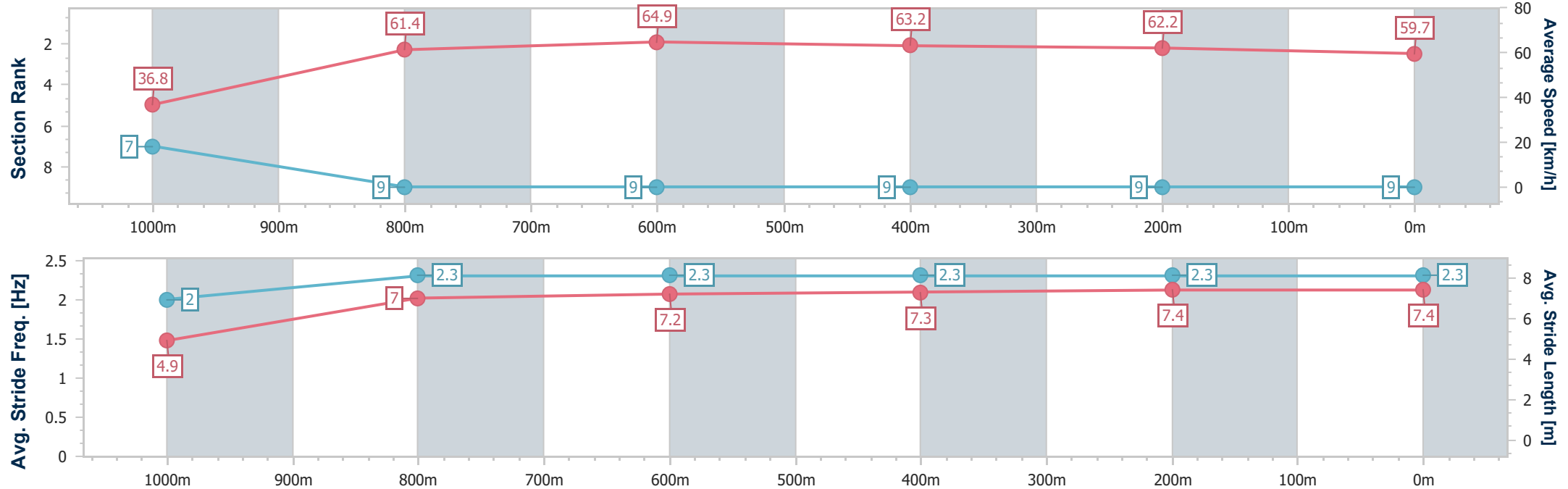
Horse/Jockey Name	Mishani Wolf
Final Rank	9
Fastest Section Time (Section)	0:04.88 (Overall)
Top Speed [km/h] (Section)	65.7 (800m)
Race State	Finished



MackayProfessional
Race 5: LADBROKES FORM GENIUS Class 2 Handicap - 1050m
04 September 2025 - 15:35
Track Rating: Good 3, Weather: Overcast, Rail Position: True



Section	Overall	1000m	800m	600m	400m	200m							
Section Times	1:02.87 [9] (0:04.88)	0:57.99 [7] (0:11.80)	0:46.19 [9] (0:11.14)	0:35.05 [9] (0:11.41)	0:23.64 [9] (0:11.57)	0:12.07 [9] (0:12.07)							
Average Speed [km/h]	36.8	61.4	64.9	63.2	62.2	59.7							
Top Speed [km/h]	50.7	64.8	65.7	63.9	63.0	62.7							
Avg. Dist. to Rail [m]	2.0	1.1	1.0	0.5	1.7	1.7							
Avg. Stride Freq. [Hz]	2.0	2.3	2.3	2.3	2.3	2.3							
Avg. Stride Length [m]	4.9	7.0	7.2	7.3	7.4	7.4							





MackayProfessional

Race 6: VALE LOU KINSEY OPEN Handicap - 1100m

04 September 2025 - 16:10



MACKAY TURF CLUB
Ooralea Racecourse

Track Rating: Good 3, Weather: Overcast, Rail Position: True

Section						Overall	1000m	800m	600m	400m	200m	Last 600m	
Field Times						1:03.92 (0:07.81)	0:56.11 (0:10.76)	0:45.35 (0:10.72)	0:34.63 (0:11.25)	0:23.38 (0:11.44)	0:11.94 (0:11.94)	0:34.63	
Rank	TAB	Horse/Jockey	Barrier	Top Speed [km/h]	Fastest Section							Margin	Distance Travelled [m]
1	7	BOLD HUNTER	7	67.3	0:07.81	1:03.92 [1]	0:56.11 [1]	0:45.01 [4]	0:34.16 [3]	0:23.11 [3]	0:11.90 [2]	1:03.92	0:34.16
		Georgina Cartwright		800m	Overall	(0:07.81)	(0:11.10)	(0:10.85)	(0:11.05)	(0:11.21)	(0:11.90)		
2	4	KING JESTER	4	68.7	0:07.86	1:03.98 [2]	0:56.12 [2]	0:45.27 [3]	0:34.20 [4]	0:23.00 [5]	0:11.67 [5]	0.36L	0:34.20
		Nikki Olzard		1000m	Overall	(0:07.86)	(0:10.85)	(0:11.07)	(0:11.20)	(0:11.33)	(0:11.67)		+2
3	1	JEMELDI	2	69.4	0:08.30	1:04.02 [3]	0:55.72 [7]	0:45.01 [5]	0:34.19 [5]	0:23.13 [4]	0:11.88 [4]	0.6L	0:34.19
		Ivo Fry		1000m	Overall	(0:08.30)	(0:10.71)	(0:10.82)	(0:11.06)	(0:11.25)	(0:11.88)		+1
4	3	THISLAND IS MYLAND	1	69.3	0:07.92	1:04.07 [4]	0:56.15 [4]	0:45.50 [1]	0:34.78 [1]	0:23.53 [1]	0:12.09 [1]	0.9L	0:34.78
		Jackson Murphy		1000m	Overall	(0:07.92)	(0:10.65)	(0:10.72)	(0:11.25)	(0:11.44)	(0:12.09)		+2
5	6	KEYBOARD	8	69.6	0:07.90	1:04.21 [5]	0:56.31 [3]	0:45.64 [2]	0:34.81 [2]	0:23.54 [2]	0:12.16 [3]	1.73L	0:34.81
		Natalea Summers		1000m	Overall	(0:07.90)	(0:10.67)	(0:10.83)	(0:11.27)	(0:11.38)	(0:12.16)		+2
6	2	CAPTAIN FOX	5	69.1	0:08.24	1:04.45 [6]	0:56.21 [6]	0:45.33 [7]	0:34.36 [6]	0:23.19 [8]	0:11.95 [8]	3.12L	0:34.36
		Tom Orr		1000m	Overall	(0:08.24)	(0:10.88)	(0:10.97)	(0:11.17)	(0:11.24)	(0:11.95)		+8
7	5	FLYING SHAMUS	3	66.9	0:08.10	1:04.47 [7]	0:56.37 [5]	0:45.39 [6]	0:34.36 [8]	0:23.23 [7]	0:12.05 [6]	3.25L	0:34.36
		Sean Cormack		1000m	Overall	(0:08.10)	(0:10.98)	(0:11.03)	(0:11.13)	(0:11.18)	(0:12.05)		+2
8	8	AIDENABET	6	69.3	0:08.38	1:04.56 [8]	0:56.18 [8]	0:45.31 [8]	0:34.45 [7]	0:23.40 [6]	0:12.11 [7]	3.79L	0:34.45
		Tahlia Fenlon		1000m	Overall	(0:08.38)	(0:10.87)	(0:10.86)	(0:11.05)	(0:11.29)	(0:12.11)		+1



Horse/Jockey Name	Bold Hunter
Final Rank	1
Fastest Section Time (Section)	0:07.81 (Overall)
Top Speed [km/h] (Section)	67.3 (800m)
Race State	Finished



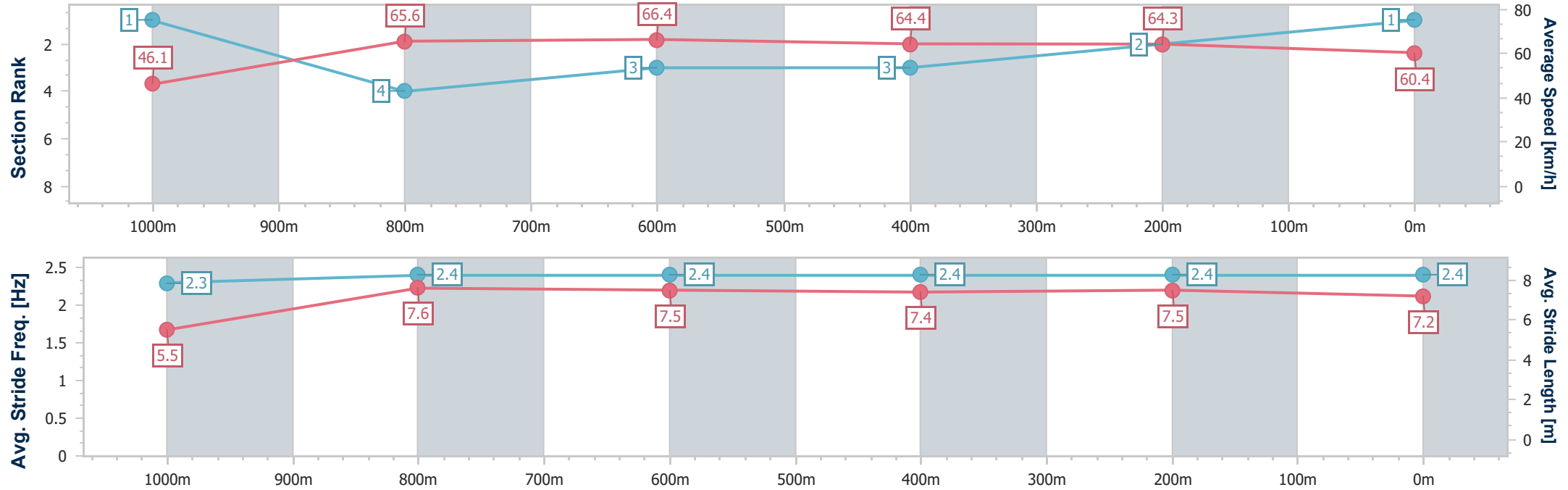
MackayProfessional
Race 6: VALE LOU KINSEY OPEN Handicap - 1100m

04 September 2025 - 16:10

Track Rating: Good 3, Weather: Overcast, Rail Position: True



Section	Overall	1000m	800m	600m	400m	200m							
Section Times	1:03.92 [1] (0:07.81)	0:56.11 [1] (0:11.10)	0:45.01 [4] (0:10.85)	0:34.16 [3] (0:11.05)	0:23.11 [3] (0:11.21)	0:11.90 [2] (0:11.90)							
Average Speed [km/h]	46.1	65.6	66.4	64.4	64.3	60.4							
Top Speed [km/h]	65.9	66.3	67.3	65.0	65.0	63.9							
Avg. Dist. to Rail [m]	7.1	3.4	1.3	1.4	2.1	3.5							
Avg. Stride Freq. [Hz]	2.3	2.4	2.4	2.4	2.4	2.4							
Avg. Stride Length [m]	5.5	7.6	7.5	7.4	7.5	7.2							



- [] Ranking at each section and finish
- .-.- No data available at this section
- NA No data available



Horse/Jockey Name	King Jester
Final Rank	2
Fastest Section Time (Section)	0:07.86 (Overall)
Top Speed [km/h] (Section)	68.7 (1000m)
Race State	Finished



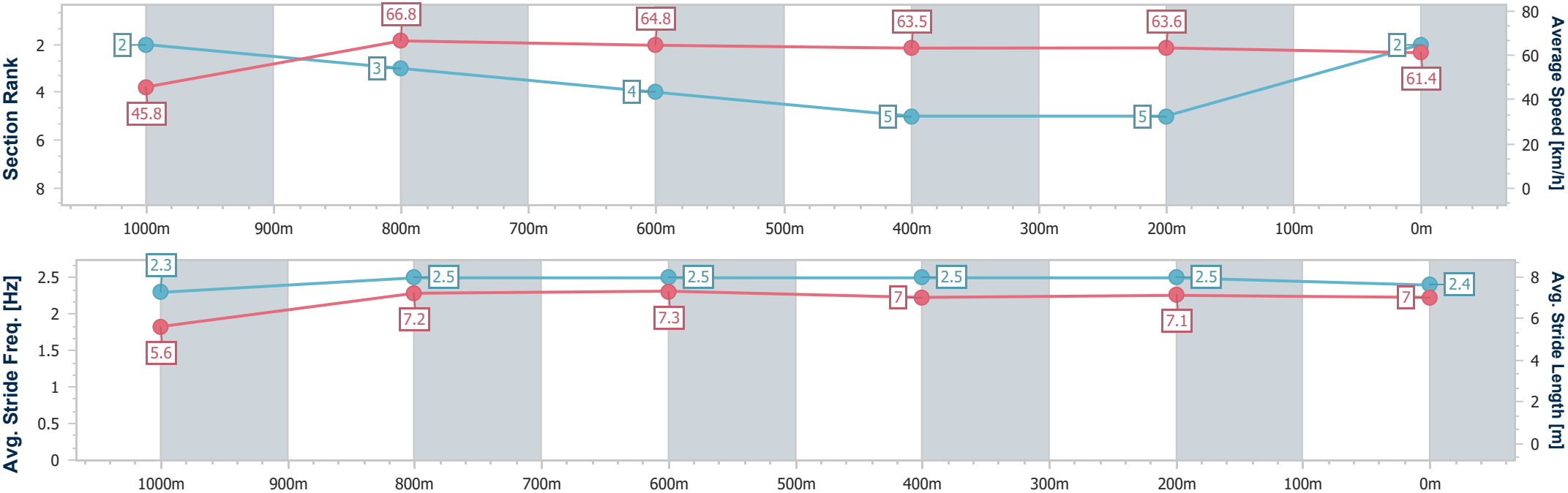
MackayProfessional
Race 6: VALE LOU KINSEY OPEN Handicap - 1100m

04 September 2025 - 16:10

Track Rating: Good 3, Weather: Overcast, Rail Position: True



Section	Overall	1000m	800m	600m	400m	200m							
Section Times	1:03.98 [2] (0:07.86)	0:56.12 [2] (0:10.85)	0:45.27 [3] (0:11.07)	0:34.20 [4] (0:11.20)	0:23.00 [5] (0:11.33)	0:11.67 [5] (0:11.67)							
Average Speed [km/h]	45.8	66.8	64.8	63.5	63.6	61.4							
Top Speed [km/h]	64.9	68.7	65.7	65.2	65.0	63.6							
Avg. Dist. to Rail [m]	4.3	1.6	1.0	1.6	1.1	2.6							
Avg. Stride Freq. [Hz]	2.3	2.5	2.5	2.5	2.5	2.4							
Avg. Stride Length [m]	5.6	7.2	7.3	7.0	7.1	7.0							





Horse/Jockey Name	Jemeldi
Final Rank	3
Fastest Section Time (Section)	0:08.30 (Overall)
Top Speed [km/h] (Section)	69.4 (1000m)
Race State	Finished



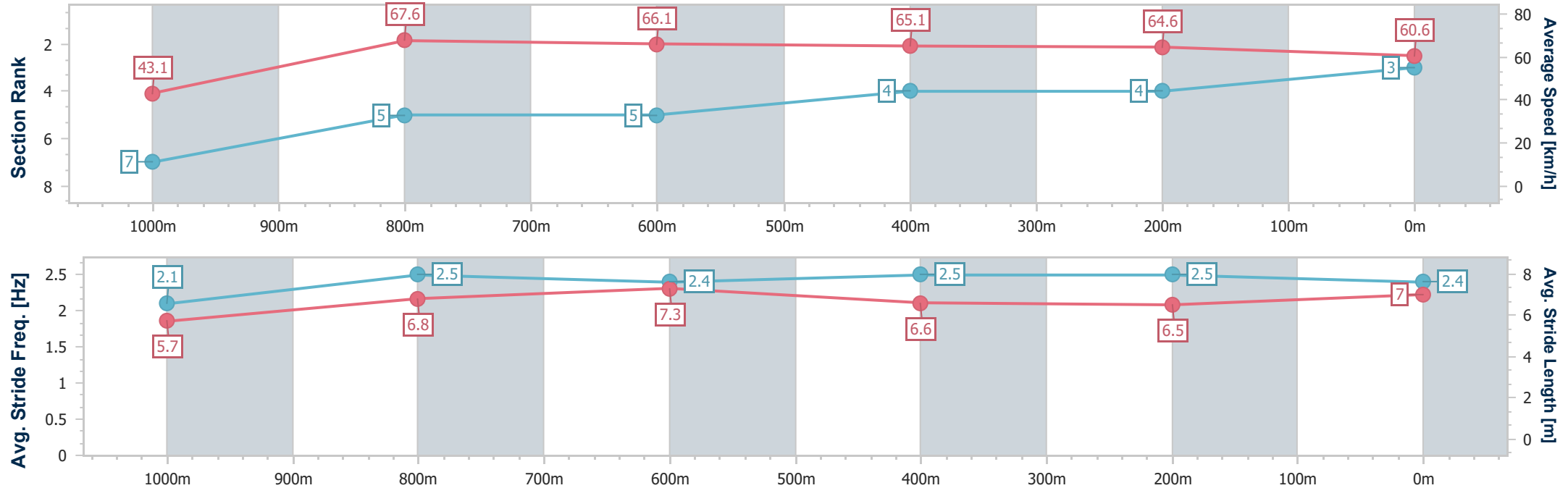
MackayProfessional
Race 6: VALE LOU KINSEY OPEN Handicap - 1100m

04 September 2025 - 16:10

Track Rating: Good 3, Weather: Overcast, Rail Position: True



Section	Overall	1000m	800m	600m	400m	200m							
Section Times	1:04.02 [3] (0:08.30)	0:55.72 [7] (0:10.71)	0:45.01 [5] (0:10.82)	0:34.19 [5] (0:11.06)	0:23.13 [4] (0:11.25)	0:11.88 [4] (0:11.88)							
Average Speed [km/h]	43.1	67.6	66.1	65.1	64.6	60.6							
Top Speed [km/h]	62.3	69.4	68.8	66.5	65.1	64.3							
Avg. Dist. to Rail [m]	2.4	0.3	1.0	1.5	5.6	7.5							
Avg. Stride Freq. [Hz]	2.1	2.5	2.4	2.5	2.5	2.4							
Avg. Stride Length [m]	5.7	6.8	7.3	6.6	6.5	7.0							



- [] Ranking at each section and finish
- .-.- No data available at this section
- NA No data available



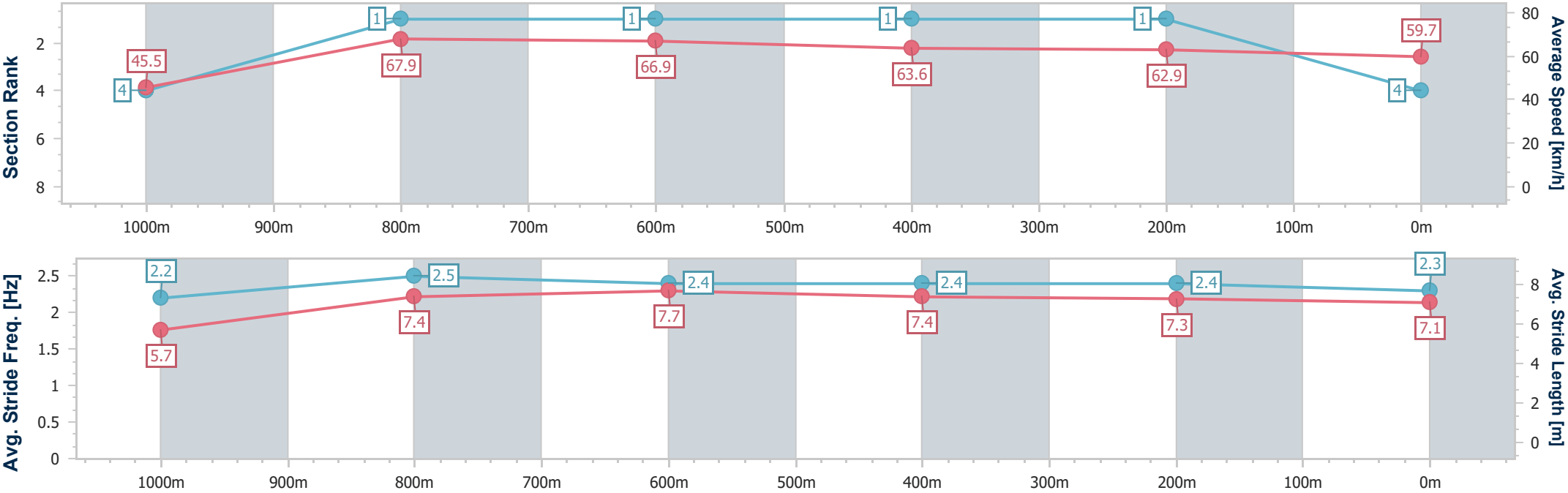
Horse/Jockey Name	Thisland Is Myland
Final Rank	4
Fastest Section Time (Section)	0:07.92 (Overall)
Top Speed [km/h] (Section)	69.3 (1000m)
Race State	Finished



MackayProfessional
Race 6: VALE LOU KINSEY OPEN Handicap - 1100m
04 September 2025 - 16:10
Track Rating: Good 3, Weather: Overcast, Rail Position: True



Section	Overall	1000m	800m	600m	400m	200m							
Section Times	1:04.07 [4] (0:07.92)	0:56.15 [4] (0:10.65)	0:45.50 [1] (0:10.72)	0:34.78 [1] (0:11.25)	0:23.53 [1] (0:11.44)	0:12.09 [1] (0:12.09)							
Average Speed [km/h]	45.5	67.9	66.9	63.6	62.9	59.7							
Top Speed [km/h]	64.6	69.3	68.9	65.8	63.9	61.9							
Avg. Dist. to Rail [m]	1.9	1.3	0.5	0.8	0.7	1.9							
Avg. Stride Freq. [Hz]	2.2	2.5	2.4	2.4	2.4	2.3							
Avg. Stride Length [m]	5.7	7.4	7.7	7.4	7.3	7.1							





Horse/Jockey Name	Keyboard
Final Rank	5
Fastest Section Time (Section)	0:07.90 (Overall)
Top Speed [km/h] (Section)	69.6 (1000m)
Race State	Finished



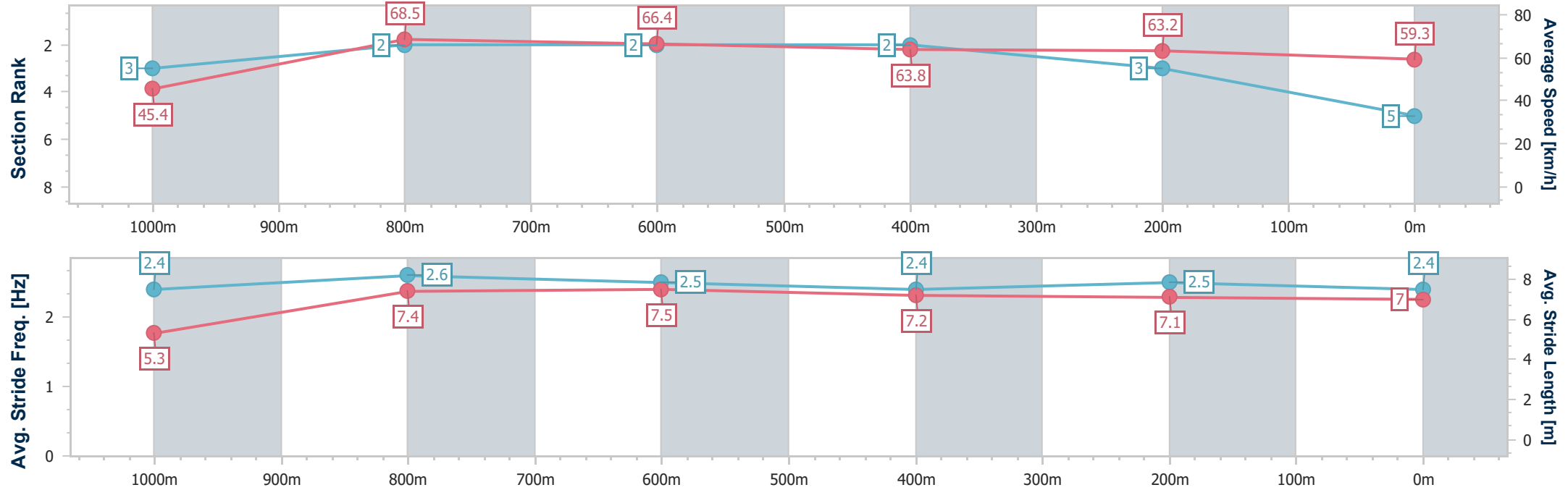
MackayProfessional
Race 6: VALE LOU KINSEY OPEN Handicap - 1100m

04 September 2025 - 16:10

Track Rating: Good 3, Weather: Overcast, Rail Position: True



Section	Overall	1000m	800m	600m	400m	200m							
Section Times	1:04.21 [5] (0:07.90)	0:56.31 [3] (0:10.67)	0:45.64 [2] (0:10.83)	0:34.81 [2] (0:11.27)	0:23.54 [2] (0:11.38)	0:12.16 [3] (0:12.16)							
Average Speed [km/h]	45.4	68.5	66.4	63.8	63.2	59.3							
Top Speed [km/h]	65.6	69.6	68.4	65.5	64.1	61.9							
Avg. Dist. to Rail [m]	8.0	4.0	1.0	1.3	2.0	3.4							
Avg. Stride Freq. [Hz]	2.4	2.6	2.5	2.4	2.5	2.4							
Avg. Stride Length [m]	5.3	7.4	7.5	7.2	7.1	7.0							



- [] Ranking at each section and finish
- .-.- No data available at this section
- NA No data available



Horse/Jockey Name	Captain Fox
Final Rank	6
Fastest Section Time (Section)	0:08.24 (Overall)
Top Speed [km/h] (Section)	69.1 (1000m)
Race State	Finished



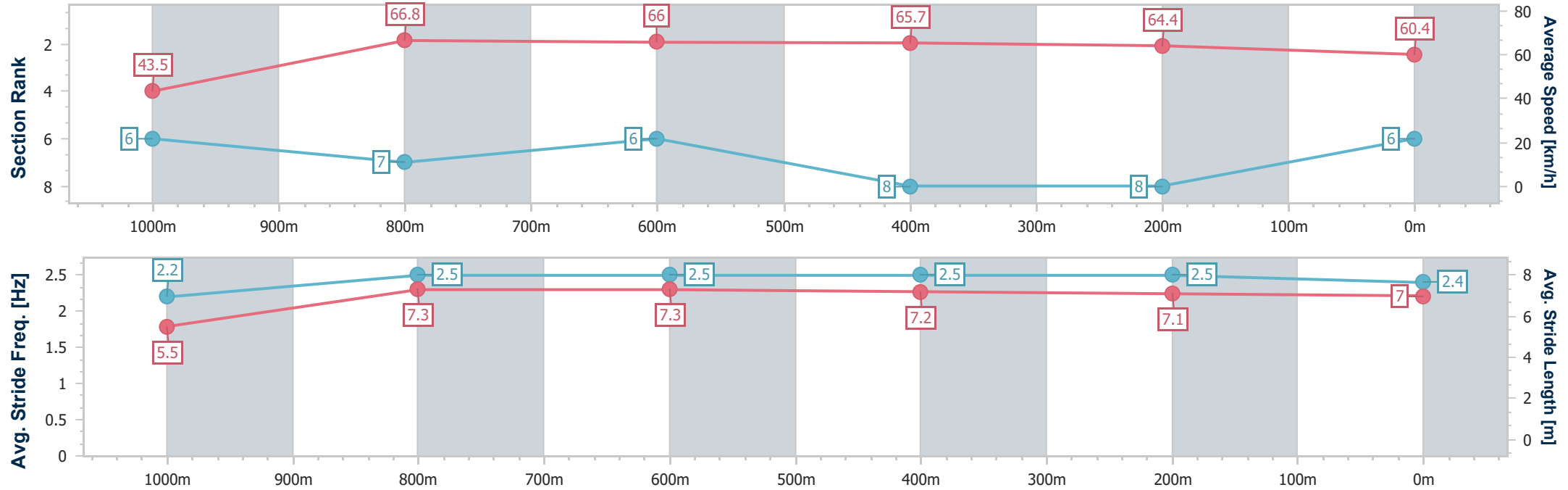
MackayProfessional
Race 6: VALE LOU KINSEY OPEN Handicap - 1100m

04 September 2025 - 16:10

Track Rating: Good 3, Weather: Overcast, Rail Position: True



Section	Overall	1000m	800m	600m	400m	200m							
Section Times	1:04.45 [6] (0:08.24)	0:56.21 [6] (0:10.88)	0:45.33 [7] (0:10.97)	0:34.36 [6] (0:11.17)	0:23.19 [8] (0:11.24)	0:11.95 [8] (0:11.95)							
Average Speed [km/h]	43.5	66.8	66.0	65.7	64.4	60.4							
Top Speed [km/h]	58.7	69.1	67.9	66.3	66.3	63.3							
Avg. Dist. to Rail [m]	5.1	2.6	2.0	2.3	5.4	7.4							
Avg. Stride Freq. [Hz]	2.2	2.5	2.5	2.5	2.5	2.4							
Avg. Stride Length [m]	5.5	7.3	7.3	7.2	7.1	7.0							





Horse/Jockey Name	Flying Shamus
Final Rank	7
Fastest Section Time (Section)	0:08.10 (Overall)
Top Speed [km/h] (Section)	66.9 (1000m)
Race State	Finished



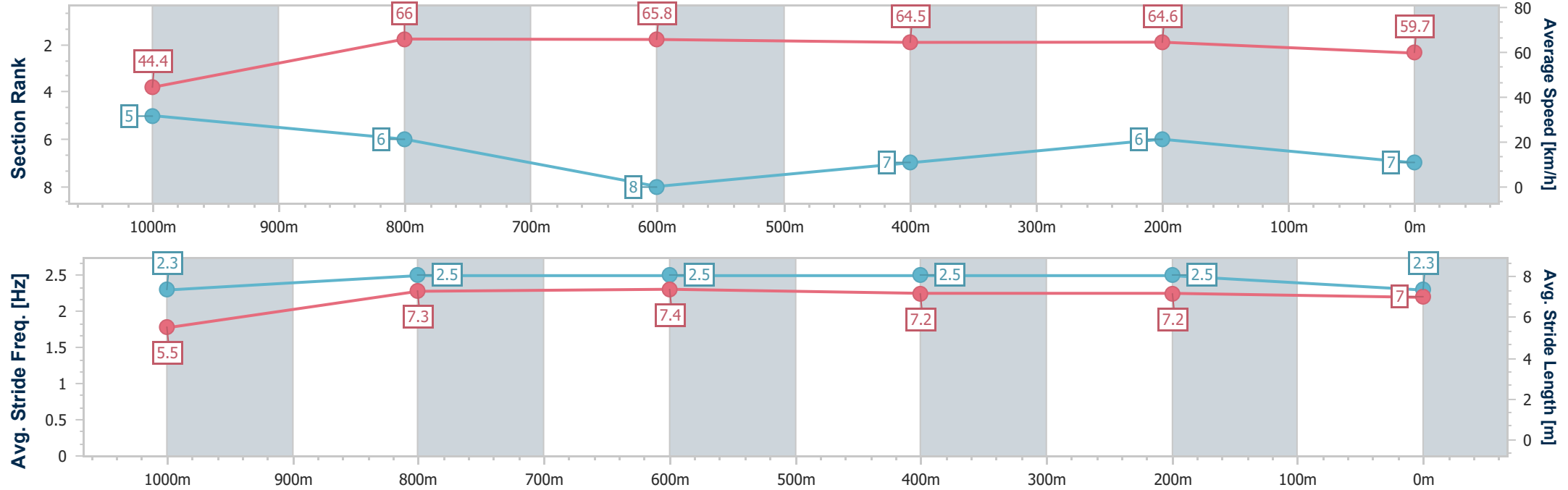
MackayProfessional
Race 6: VALE LOU KINSEY OPEN Handicap - 1100m

04 September 2025 - 16:10

Track Rating: Good 3, Weather: Overcast, Rail Position: True



Section	Overall	1000m	800m	600m	400m	200m							
Section Times	1:04.47 [7] (0:08.10)	0:56.37 [5] (0:10.98)	0:45.39 [6] (0:11.03)	0:34.36 [8] (0:11.13)	0:23.23 [7] (0:11.18)	0:12.05 [6] (0:12.05)							
Average Speed [km/h]	44.4	66.0	65.8	64.5	64.6	59.7							
Top Speed [km/h]	61.4	66.9	66.7	65.5	66.4	63.2							
Avg. Dist. to Rail [m]	3.5	1.7	1.8	0.2	1.3	3.1							
Avg. Stride Freq. [Hz]	2.3	2.5	2.5	2.5	2.5	2.3							
Avg. Stride Length [m]	5.5	7.3	7.4	7.2	7.2	7.0							



- [] Ranking at each section and finish
- .-.- No data available at this section
- NA No data available



Horse/Jockey Name	Aidenabet
Final Rank	8
Fastest Section Time (Section)	0:08.38 (Overall)
Top Speed [km/h] (Section)	69.3 (1000m)
Race State	Finished



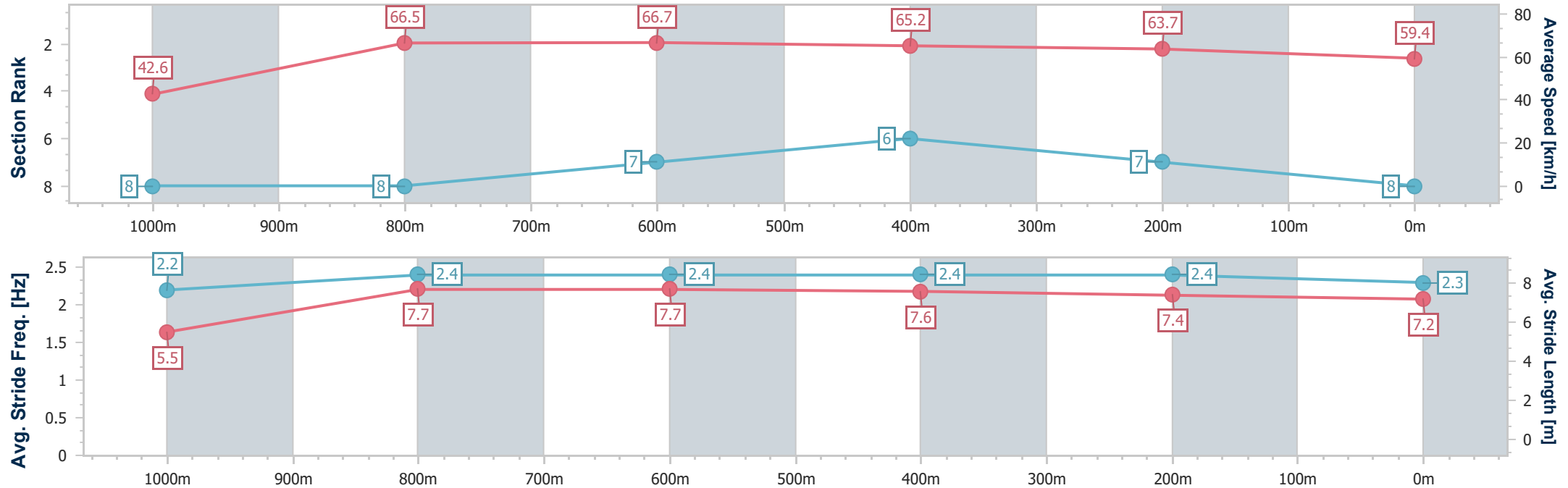
MackayProfessional
Race 6: VALE LOU KINSEY OPEN Handicap - 1100m

04 September 2025 - 16:10

Track Rating: Good 3, Weather: Overcast, Rail Position: True



Section	Overall	1000m	800m	600m	400m	200m							
Section Times	1:04.56 [8] (0:08.38)	0:56.18 [8] (0:10.87)	0:45.31 [8] (0:10.86)	0:34.45 [7] (0:11.05)	0:23.40 [6] (0:11.29)	0:12.11 [7] (0:12.11)							
Average Speed [km/h]	42.6	66.5	66.7	65.2	63.7	59.4							
Top Speed [km/h]	61.0	69.3	69.2	66.7	66.1	62.2							
Avg. Dist. to Rail [m]	6.0	1.7	0.9	0.4	1.1	1.3							
Avg. Stride Freq. [Hz]	2.2	2.4	2.4	2.4	2.4	2.3							
Avg. Stride Length [m]	5.5	7.7	7.7	7.6	7.4	7.2							





MackayProfessional
Race 7: BOOK FOR CLASSIC RACEDAY SATURDAY 27TH SEPTEMBER
RATINGS BAND 0 - 55 Handicap - 1200m
04 September 2025 - 16:46



Track Rating: Good 3, Weather: Overcast, Rail Position: True

Section						Overall	1000m	800m	600m	400m	200m	Last 600m		
Field Times						1:10.63 (0:13.50)	0:57.13 (0:10.88)	0:46.25 (0:11.08)	0:35.17 (0:11.46)	0:23.71 (0:11.49)	0:12.22 (0:12.22)	0:35.17		
Rank	TAB	Horse/Jockey	Barrier	Top Speed [km/h]	Fastest Section							Margin	Distance Travelled [m]	
1	5	PRIDE OF VENUS	9	69.5	0:10.69	1:10.63 [1]	0:56.94 [4]	0:46.25 [1]	0:35.17 [1]	0:23.71 [1]	0:12.22 [1]	1:10.63	0:35.17	
		Ryan Wiggins		1000m	1000m	(0:13.69)	(0:10.69)	(0:11.08)	(0:11.46)	(0:11.49)	(0:12.22)			
2	10	SILENT ANGEL	4	65.8	0:11.10	1:10.66 [2]	0:57.01 [3]	0:45.91 [4]	0:34.76 [4]	0:23.30 [3]	0:11.93 [3]	0.16L	0:34.76	+0
		Tahlia Fenlon		800m	1000m	(0:13.65)	(0:11.10)	(0:11.15)	(0:11.46)	(0:11.37)	(0:11.93)			
3	2	RICH DIVINITY	10	66.8	0:10.99	1:11.16 [3]	0:57.65 [2]	0:46.66 [3]	0:35.58 [2]	0:24.13 [2]	0:12.44 [2]	3.11L	0:35.58	+5
		Georgina Cartwright		800m	1000m	(0:13.51)	(0:10.99)	(0:11.08)	(0:11.45)	(0:11.69)	(0:12.44)			
4	11	JUST FRANK	1	65.1	0:11.14	1:11.29 [4]	0:57.48 [6]	0:46.34 [6]	0:35.15 [7]	0:23.78 [5]	0:12.21 [4]	3.9L	0:35.15	-1
		Sean Cormack		1000m	1000m	(0:13.81)	(0:11.14)	(0:11.19)	(0:11.37)	(0:11.57)	(0:12.21)			
5	9	CAILIN ALAINN	3	66.4	0:11.15	1:11.30 [5]	0:57.32 [8]	0:46.12 [8]	0:34.97 [8]	0:23.51 [8]	0:11.98 [7]	3.96L	0:34.97	+0
		Nathan Thomas		Overall	800m	(0:13.98)	(0:11.20)	(0:11.15)	(0:11.46)	(0:11.53)	(0:11.98)			
6	7	MICROWAVE JENNY	8	66.8	0:11.19	1:11.37 [6]	0:57.34 [9]	0:46.15 [9]	0:34.88 [9]	0:23.43 [9]	0:12.04 [8]	4.34L	0:34.88	+3
		Jackson Murphy		Overall	1000m	(0:14.03)	(0:11.19)	(0:11.27)	(0:11.45)	(0:11.39)	(0:12.04)			
7	8	MONDAY CHOICE	6	66.5	0:11.06	1:11.42 [7]	0:57.61 [7]	0:46.55 [5]	0:35.30 [6]	0:23.74 [7]	0:12.02 [9]	4.68L	0:35.30	+7
		Tasha Chambers		1000m	1000m	(0:13.81)	(0:11.06)	(0:11.25)	(0:11.56)	(0:11.72)	(0:12.02)			
8	4	CHALKLEY	5	66.9	0:10.95	1:11.51 [8]	0:58.01 [1]	0:47.06 [2]	0:35.80 [3]	0:24.05 [4]	0:12.27 [6]	5.2L	0:35.80	+7
		Raul Silvera Olivera		1000m	1000m	(0:13.50)	(0:10.95)	(0:11.26)	(0:11.75)	(0:11.78)	(0:12.27)			
9	3	SANTORINI SUMMER	7	66.2	0:11.13	1:11.56 [9]	0:57.78 [5]	0:46.58 [7]	0:35.45 [5]	0:23.97 [6]	0:12.35 [5]	5.45L	0:35.45	+8
		Nikki Olzard		Overall	800m	(0:13.78)	(0:11.20)	(0:11.13)	(0:11.48)	(0:11.62)	(0:12.35)			

Scratched: The Krone (#1), The Hairdresser (#6)



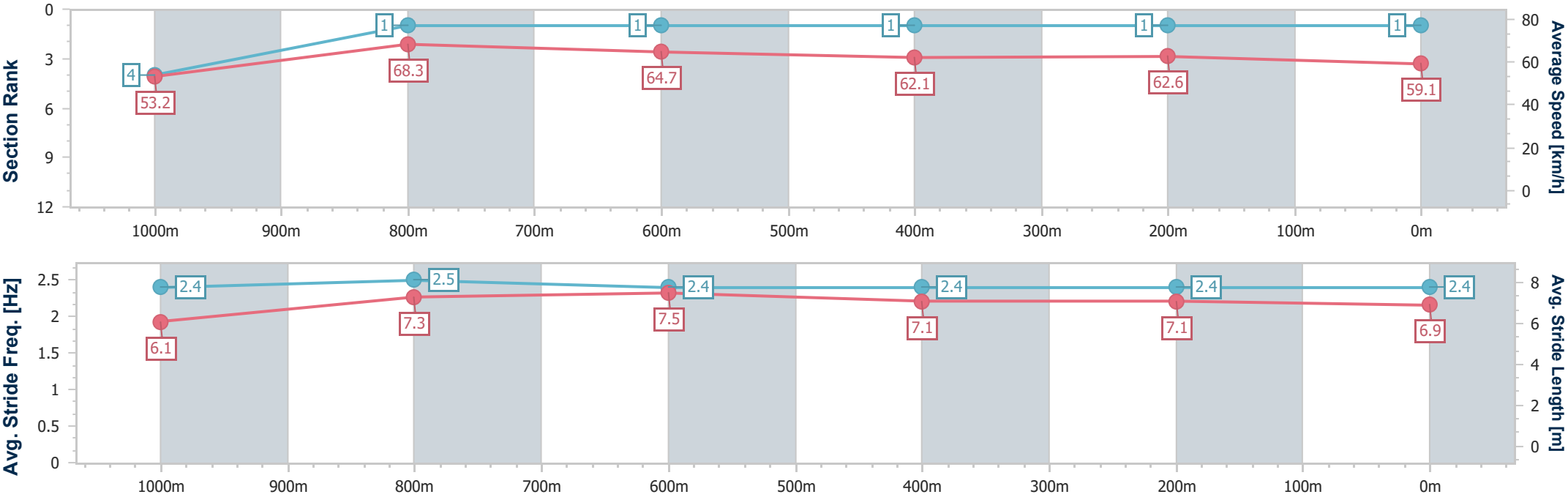
Horse/Jockey Name	Pride Of Venus
Final Rank	1
Fastest Section Time (Section)	0:10.69 (1000m)
Top Speed [km/h] (Section)	69.5 (1000m)
Race State	Finished



MackayProfessional
Race 7: BOOK FOR CLASSIC RACEDAY SATURDAY 27TH
SEPTEMBER RATINGS BAND 0 - 55 Handicap - 1200m
04 September 2025 - 16:46
Track Rating: Good 3, Weather: Overcast, Rail Position: True



Section	Overall	1000m	800m	600m	400m	200m							
Section Times	1:10.63 [1] (0:13.69)	0:56.94 [4] (0:10.69)	0:46.25 [1] (0:11.08)	0:35.17 [1] (0:11.46)	0:23.71 [1] (0:11.49)	0:12.22 [1] (0:12.22)							
Average Speed [km/h]	53.2	68.3	64.7	62.1	62.6	59.1							
Top Speed [km/h]	68.0	69.5	67.9	62.8	63.1	62.0							
Avg. Dist. to Rail [m]	8.6	4.2	0.5	1.4	0.7	0.8							
Avg. Stride Freq. [Hz]	2.4	2.5	2.4	2.4	2.4	2.4							
Avg. Stride Length [m]	6.1	7.3	7.5	7.1	7.1	6.9							





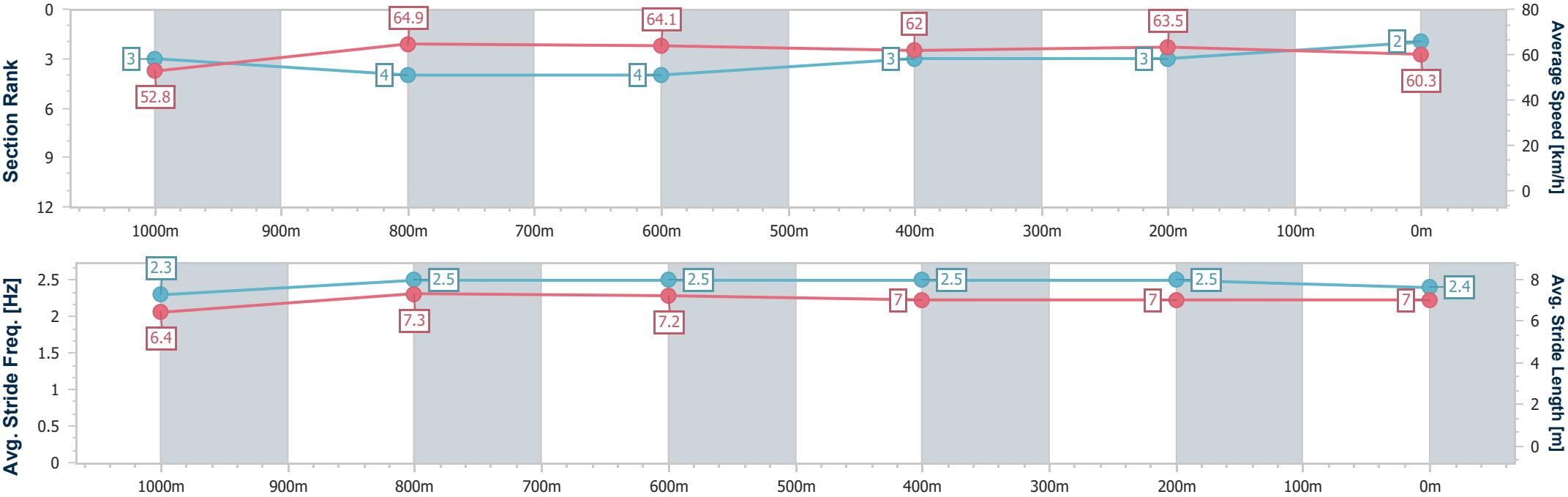
Horse/Jockey Name	Silent Angel
Final Rank	2
Fastest Section Time (Section)	0:11.10 (1000m)
Top Speed [km/h] (Section)	65.8 (800m)
Race State	Finished



MackayProfessional
Race 7: BOOK FOR CLASSIC RACEDAY SATURDAY 27TH
SEPTEMBER RATINGS BAND 0 - 55 Handicap - 1200m
04 September 2025 - 16:46
Track Rating: Good 3, Weather: Overcast, Rail Position: True



Section	Overall	1000m	800m	600m	400m	200m								
Section Times	1:10.66 [2] (0:13.65)	0:57.01 [3] (0:11.10)	0:45.91 [4] (0:11.15)	0:34.76 [4] (0:11.46)	0:23.30 [3] (0:11.37)	0:11.93 [3] (0:11.93)								
Average Speed [km/h]	52.8	64.9	64.1	62.0	63.5	60.3								
Top Speed [km/h]	64.2	65.7	65.8	63.3	64.3	63.1								
Avg. Dist. to Rail [m]	3.3	0.7	1.1	1.7	2.5	3.4								
Avg. Stride Freq. [Hz]	2.3	2.5	2.5	2.5	2.5	2.4								
Avg. Stride Length [m]	6.4	7.3	7.2	7.0	7.0	7.0								





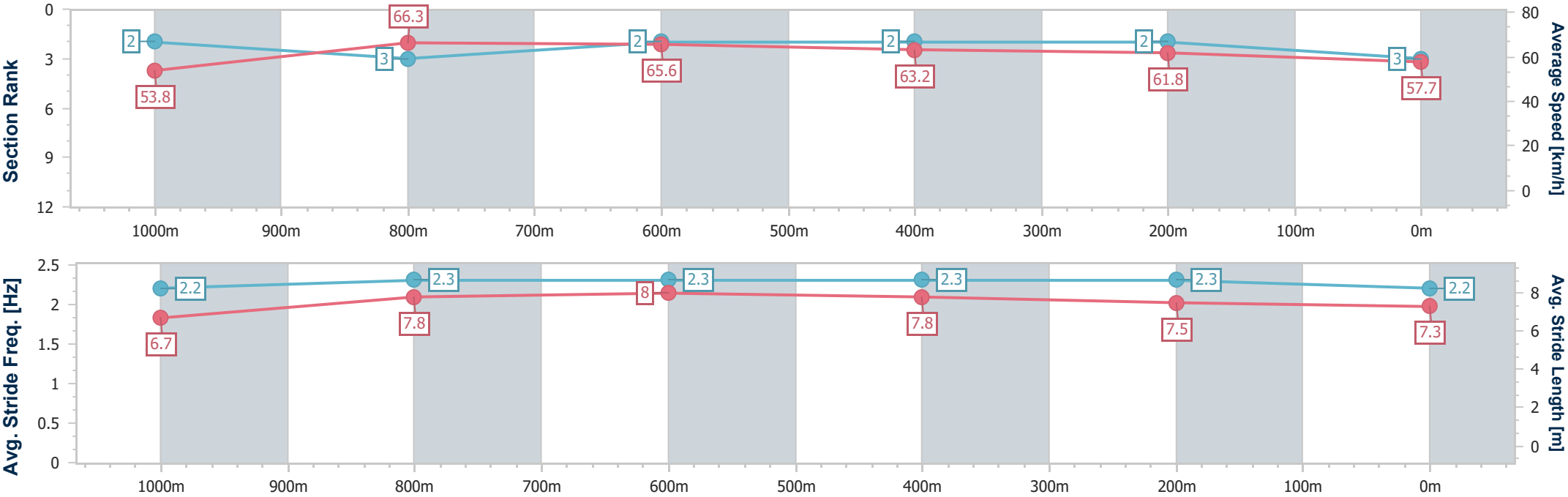
Horse/Jockey Name	Rich Divinity
Final Rank	3
Fastest Section Time (Section)	0:10.99 (1000m)
Top Speed [km/h] (Section)	66.8 (800m)
Race State	Finished



MackayProfessional
Race 7: BOOK FOR CLASSIC RACEDAY SATURDAY 27TH
SEPTEMBER RATINGS BAND 0 - 55 Handicap - 1200m
04 September 2025 - 16:46
Track Rating: Good 3, Weather: Overcast, Rail Position: True



Section	Overall	1000m	800m	600m	400m	200m								
Section Times	1:11.16 [3] (0:13.51)	0:57.65 [2] (0:10.99)	0:46.66 [3] (0:11.08)	0:35.58 [2] (0:11.45)	0:24.13 [2] (0:11.69)	0:12.44 [2] (0:12.44)								
Average Speed [km/h]	53.8	66.3	65.6	63.2	61.8	57.7								
Top Speed [km/h]	66.7	66.7	66.8	64.2	62.5	60.6								
Avg. Dist. to Rail [m]	8.5	3.7	2.1	0.9	2.1	2.5								
Avg. Stride Freq. [Hz]	2.2	2.3	2.3	2.3	2.3	2.2								
Avg. Stride Length [m]	6.7	7.8	8.0	7.8	7.5	7.3								





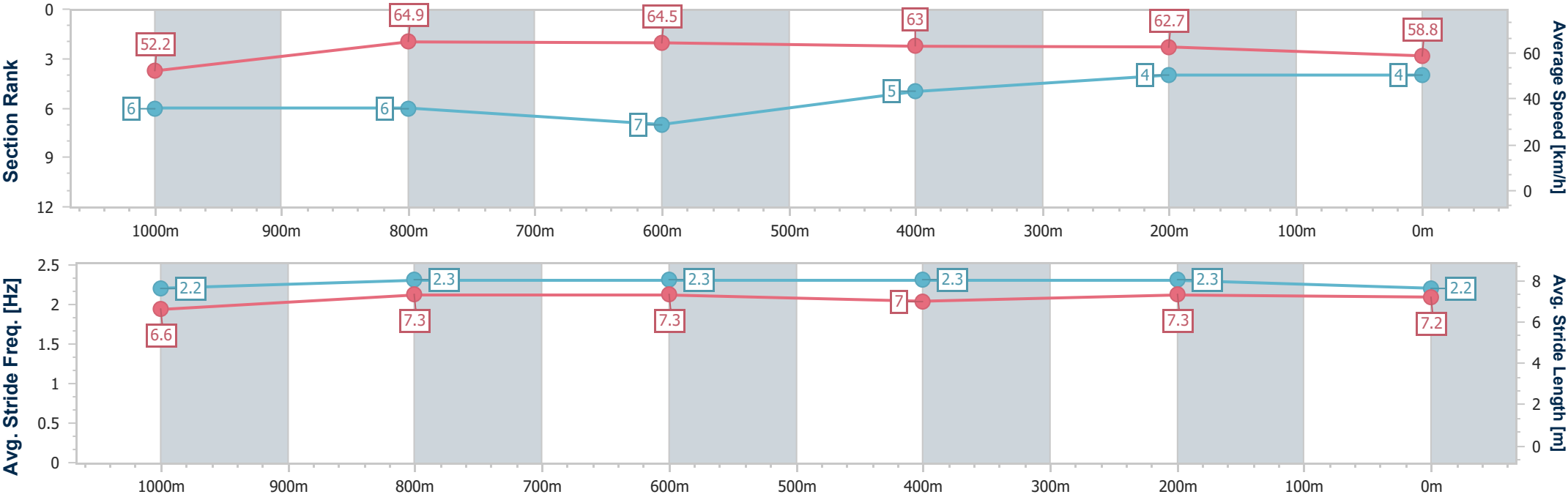
Horse/Jockey Name	Just Frank
Final Rank	4
Fastest Section Time (Section)	0:11.14 (1000m)
Top Speed [km/h] (Section)	65.1 (1000m)
Race State	Finished



MackayProfessional
Race 7: BOOK FOR CLASSIC RACEDAY SATURDAY 27TH
SEPTEMBER RATINGS BAND 0 - 55 Handicap - 1200m
04 September 2025 - 16:46
Track Rating: Good 3, Weather: Overcast, Rail Position: True



Section	Overall	1000m	800m	600m	400m	200m								
Section Times	1:11.29 [4] (0:13.81)	0:57.48 [6] (0:11.14)	0:46.34 [6] (0:11.19)	0:35.15 [7] (0:11.37)	0:23.78 [5] (0:11.57)	0:12.21 [4] (0:12.21)								
Average Speed [km/h]	52.2	64.9	64.5	63.0	62.7	58.8								
Top Speed [km/h]	64.5	65.1	64.9	64.0	63.0	61.8								
Avg. Dist. to Rail [m]	2.3	0.6	0.8	0.5	3.4	4.5								
Avg. Stride Freq. [Hz]	2.2	2.3	2.3	2.3	2.3	2.2								
Avg. Stride Length [m]	6.6	7.3	7.3	7.0	7.3	7.2								





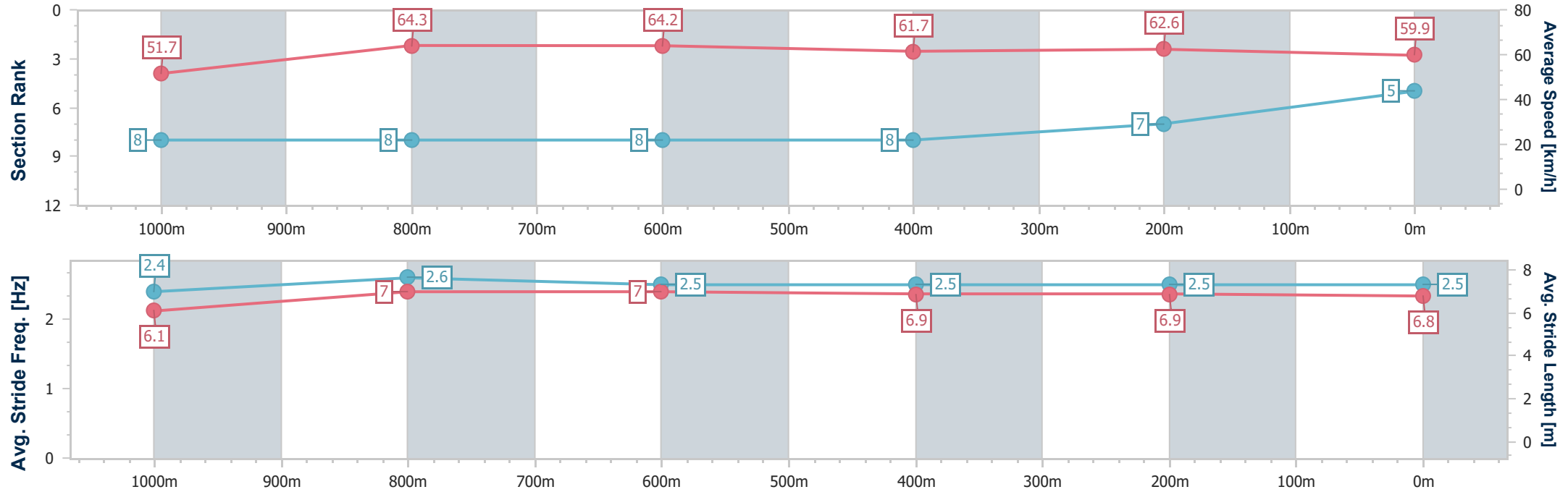
Horse/Jockey Name	Cailin Alaiinn
Final Rank	5
Fastest Section Time (Section)	0:11.15 (800m)
Top Speed [km/h] (Section)	66.4 (Overall)
Race State	Finished



MackayProfessional
Race 7: BOOK FOR CLASSIC RACEDAY SATURDAY 27TH
SEPTEMBER RATINGS BAND 0 - 55 Handicap - 1200m
04 September 2025 - 16:46
Track Rating: Good 3, Weather: Overcast, Rail Position: True



Section	Overall	1000m	800m	600m	400m	200m							
Section Times	1:11.30 [5] (0:13.98)	0:57.32 [8] (0:11.20)	0:46.12 [8] (0:11.15)	0:34.97 [8] (0:11.46)	0:23.51 [8] (0:11.53)	0:11.98 [7] (0:11.98)							
Average Speed [km/h]	51.7	64.3	64.2	61.7	62.6	59.9							
Top Speed [km/h]	66.4	65.1	66.2	62.8	63.3	61.8							
Avg. Dist. to Rail [m]	2.8	0.7	1.0	2.3	2.6	4.2							
Avg. Stride Freq. [Hz]	2.4	2.6	2.5	2.5	2.5	2.5							
Avg. Stride Length [m]	6.1	7.0	7.0	6.9	6.9	6.8							



- [] Ranking at each section and finish
- .-.- No data available at this section
- NA No data available



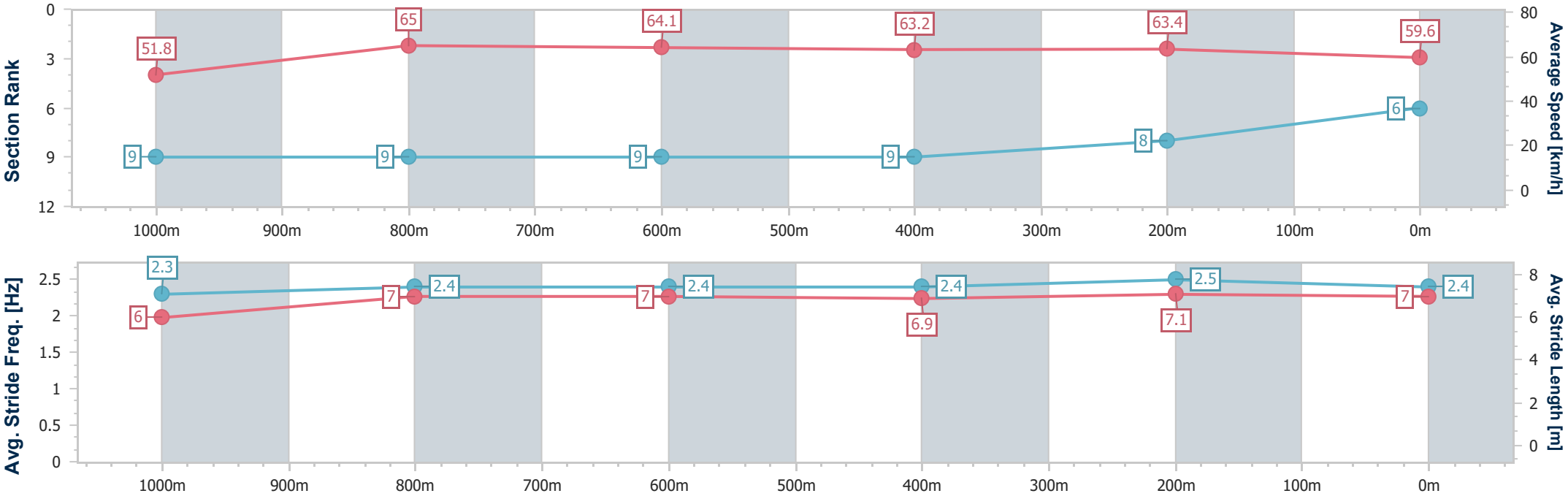
Horse/Jockey Name	Microwave Jenny
Final Rank	6
Fastest Section Time (Section)	0:11.19 (1000m)
Top Speed [km/h] (Section)	66.8 (Overall)
Race State	Finished



MackayProfessional
Race 7: BOOK FOR CLASSIC RACEDAY SATURDAY 27TH
SEPTEMBER RATINGS BAND 0 - 55 Handicap - 1200m
04 September 2025 - 16:46
Track Rating: Good 3, Weather: Overcast, Rail Position: True



Section	Overall	1000m	800m	600m	400m	200m								
Section Times	1:11.37 [6] (0:14.03)	0:57.34 [9] (0:11.19)	0:46.15 [9] (0:11.27)	0:34.88 [9] (0:11.45)	0:23.43 [9] (0:11.39)	0:12.04 [8] (0:12.04)								
Average Speed [km/h]	51.8	65.0	64.1	63.2	63.4	59.6								
Top Speed [km/h]	66.8	66.1	64.6	64.1	63.7	63.0								
Avg. Dist. to Rail [m]	7.0	3.0	2.3	0.5	2.0	3.0								
Avg. Stride Freq. [Hz]	2.3	2.4	2.4	2.4	2.5	2.4								
Avg. Stride Length [m]	6.0	7.0	7.0	6.9	7.1	7.0								



[] Ranking at each section and finish
-.-.- No data available at this section
NA No data available



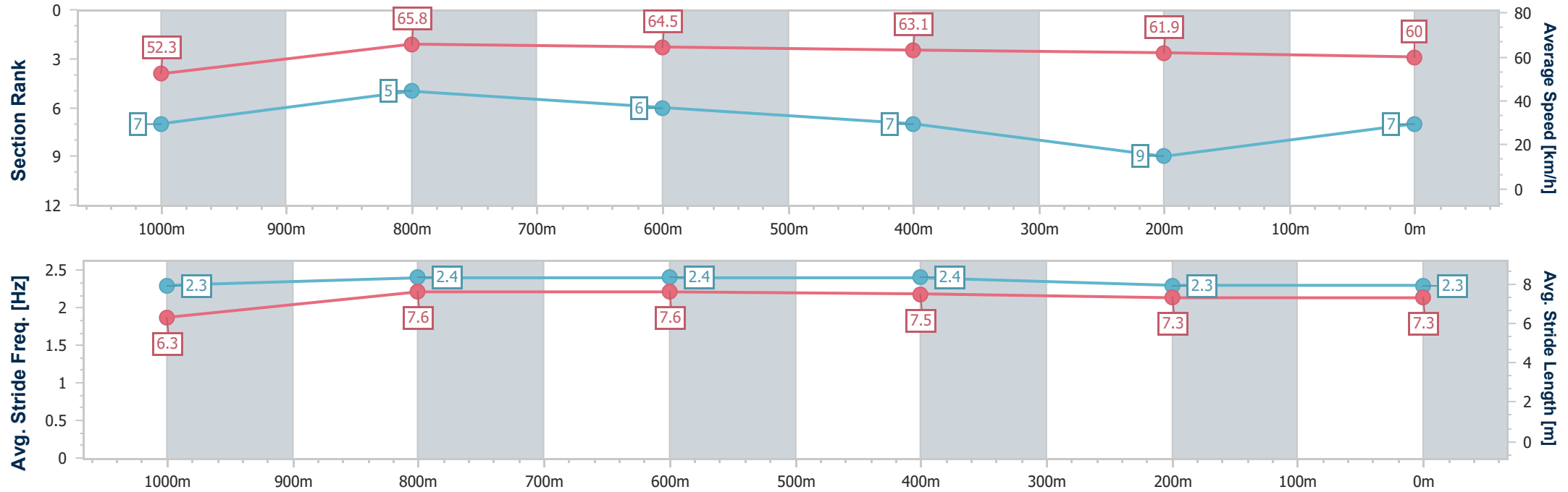
Horse/Jockey Name	Monday Choice
Final Rank	7
Fastest Section Time (Section)	0:11.06 (1000m)
Top Speed [km/h] (Section)	66.5 (1000m)
Race State	Finished



MackayProfessional
Race 7: BOOK FOR CLASSIC RACEDAY SATURDAY 27TH
SEPTEMBER RATINGS BAND 0 - 55 Handicap - 1200m
04 September 2025 - 16:46
Track Rating: Good 3, Weather: Overcast, Rail Position: True



Section	Overall	1000m	800m	600m	400m	200m							
Section Times	1:11.42 [7] (0:13.81)	0:57.61 [7] (0:11.06)	0:46.55 [5] (0:11.25)	0:35.30 [6] (0:11.56)	0:23.74 [7] (0:11.72)	0:12.02 [9] (0:12.02)							
Average Speed [km/h]	52.3	65.8	64.5	63.1	61.9	60.0							
Top Speed [km/h]	65.7	66.5	65.6	63.8	62.5	62.5							
Avg. Dist. to Rail [m]	4.7	2.1	3.1	1.7	6.0	7.1							
Avg. Stride Freq. [Hz]	2.3	2.4	2.4	2.4	2.3	2.3							
Avg. Stride Length [m]	6.3	7.6	7.6	7.5	7.3	7.3							



[] Ranking at each section and finish
-.-.- No data available at this section
NA No data available



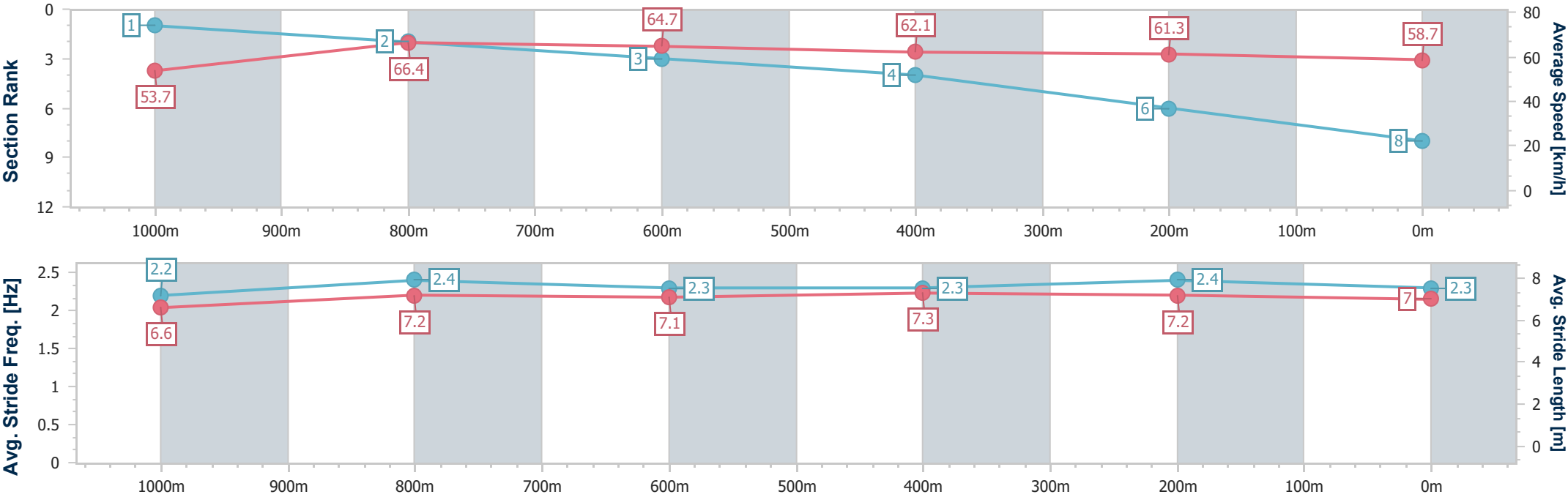
Horse/Jockey Name	Chalkley
Final Rank	8
Fastest Section Time (Section)	0:10.95 (1000m)
Top Speed [km/h] (Section)	66.9 (1000m)
Race State	Finished



MackayProfessional
Race 7: BOOK FOR CLASSIC RACEDAY SATURDAY 27TH
SEPTEMBER RATINGS BAND 0 - 55 Handicap - 1200m
04 September 2025 - 16:46
Track Rating: Good 3, Weather: Overcast, Rail Position: True



Section	Overall	1000m	800m	600m	400m	200m								
Section Times	1:11.51 [8] (0:13.50)	0:58.01 [1] (0:10.95)	0:47.06 [2] (0:11.26)	0:35.80 [3] (0:11.75)	0:24.05 [4] (0:11.78)	0:12.27 [6] (0:12.27)								
Average Speed [km/h]	53.7	66.4	64.7	62.1	61.3	58.7								
Top Speed [km/h]	66.6	66.9	66.4	62.7	62.3	60.2								
Avg. Dist. to Rail [m]	5.4	3.7	3.9	1.5	0.7	1.6								
Avg. Stride Freq. [Hz]	2.2	2.4	2.3	2.3	2.4	2.3								
Avg. Stride Length [m]	6.6	7.2	7.1	7.3	7.2	7.0								





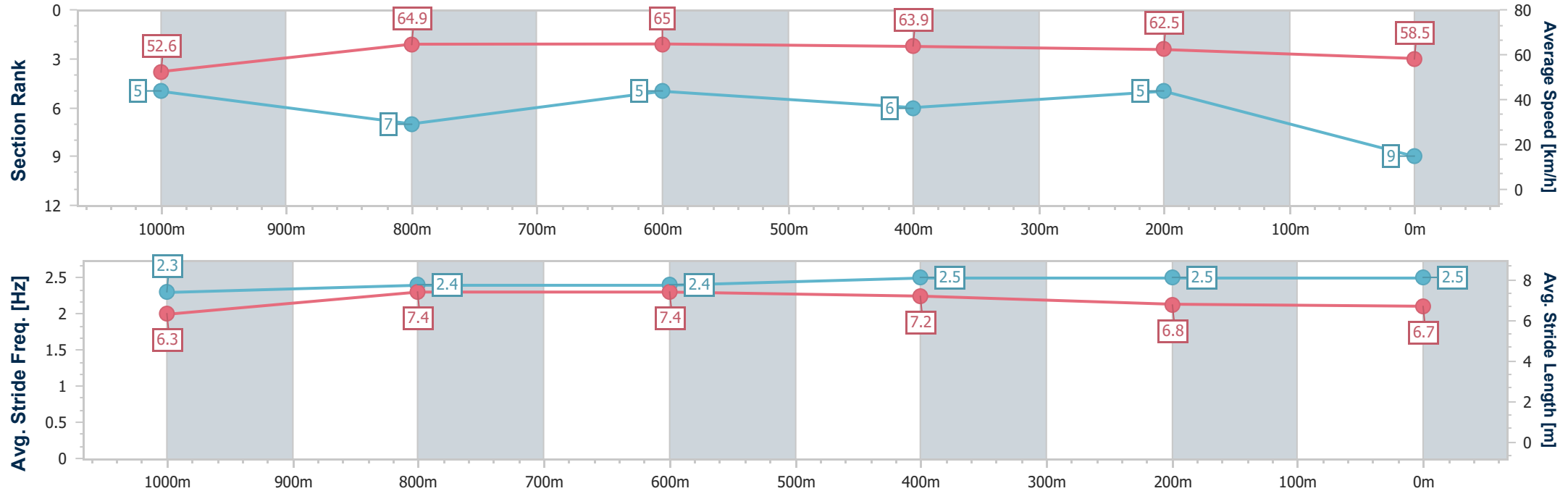
Horse/Jockey Name	Santorini Summer
Final Rank	9
Fastest Section Time (Section)	0:11.13 (800m)
Top Speed [km/h] (Section)	66.2 (Overall)
Race State	Finished



MackayProfessional
Race 7: BOOK FOR CLASSIC RACEDAY SATURDAY 27TH
SEPTEMBER RATINGS BAND 0 - 55 Handicap - 1200m
04 September 2025 - 16:46
Track Rating: Good 3, Weather: Overcast, Rail Position: True



Section	Overall	1000m	800m	600m	400m	200m								
Section Times	1:11.56 [9] (0:13.78)	0:57.78 [5] (0:11.20)	0:46.58 [7] (0:11.13)	0:35.45 [5] (0:11.48)	0:23.97 [6] (0:11.62)	0:12.35 [5] (0:12.35)								
Average Speed [km/h]	52.6	64.9	65.0	63.9	62.5	58.5								
Top Speed [km/h]	66.2	66.1	66.2	64.6	63.8	61.0								
Avg. Dist. to Rail [m]	6.1	3.2	2.4	2.4	6.5	7.9								
Avg. Stride Freq. [Hz]	2.3	2.4	2.4	2.5	2.5	2.5								
Avg. Stride Length [m]	6.3	7.4	7.4	7.2	6.8	6.7								





MackayProfessional
Race 8: RACING AGAIN FRIDAY 12TH SEPTEMBER Class 6 Plate (QTIS
bonuses applicable for 3, 4 & 5YO's) - 1300m
04 September 2025 - 17:25



Track Rating: Good 3, Weather: Overcast, Rail Position: True

Section						Overall	1200m	1000m	800m	600m	400m	Last 600m	
Field Times						1:17.17 (0:07.84)	1:09.33 (0:11.28)	0:58.05 (0:11.32)	0:46.73 (0:11.69)	0:35.04 (0:11.63)	0:23.41 (0:11.54)	0:35.04	
Rank	TAB	Horse/Jockey	Barrier	Top Speed [km/h]	Fastest Section								Distance Travelled [m]
1	11	THORMENDOUS MISS	3	66.0	0:08.21	1:17.17 [1]	1:08.96 [6]	0:57.74 [6]	0:46.26 [7]	0:34.61 [6]	0:23.15 [4]	0:34.61	
		Jason Taylor		1200m	Overall	(0:08.21)	(0:11.22)	(0:11.48)	(0:11.65)	(0:11.46)	(0:11.42)		
2	7	LADY MASQUERADE	7	67.4	0:08.39	1:17.22 [2]	1:08.83 [8]	0:57.87 [5]	0:46.65 [3]	0:34.97 [3]	0:23.25 [3]	0:34.97	+13
		Tahlia Fenlon		1200m	Overall	(0:08.39)	(0:10.96)	(0:11.22)	(0:11.68)	(0:11.72)	(0:11.46)		
3	6	DIVINE PURPOSE	5	64.7	0:08.01	1:17.26 [3]	1:09.25 [2]	0:57.77 [7]	0:46.37 [6]	0:34.78 [5]	0:23.19 [5]	0:34.78	+13
		Sean Cormack		200m	Overall	(0:08.01)	(0:11.48)	(0:11.40)	(0:11.59)	(0:11.59)	(0:11.42)		
4	2	PEPPERDINE	6	68.2	0:08.13	1:17.52 [4]	1:09.39 [5]	0:58.35 [2]	0:47.03 [2]	0:35.39 [1]	0:23.72 [2]	0:35.39	+7
		Ryan Wiggins		1200m	Overall	(0:08.13)	(0:11.04)	(0:11.32)	(0:11.64)	(0:11.67)	(0:11.56)		
5	3	DANCE FOR ME RANDY	9	66.3	0:07.84	1:17.53 [5]	1:09.69 [1]	0:58.41 [1]	0:47.09 [1]	0:35.37 [2]	0:23.77 [1]	0:35.37	+2
		Ashley Butler		1200m	Overall	(0:07.84)	(0:11.28)	(0:11.32)	(0:11.72)	(0:11.60)	(0:11.54)		
6	5	BRASCO	8	64.7	0:08.24	1:17.78 [6]	1:09.54 [7]	0:58.07 [9]	0:46.59 [9]	0:34.88 [9]	0:23.49 [8]	0:34.88	+7
		Georgina Cartwright		1200m	Overall	(0:08.24)	(0:11.47)	(0:11.48)	(0:11.71)	(0:11.39)	(0:11.50)		
7	9	MR CALEB	4	65.8	0:08.44	1:17.95 [7]	1:09.51 [9]	0:58.30 [8]	0:46.88 [8]	0:35.13 [8]	0:23.67 [7]	0:35.13	+5
		Chris McIver		1200m	Overall	(0:08.44)	(0:11.21)	(0:11.42)	(0:11.75)	(0:11.46)	(0:11.52)		
8	10	MOON OVER MATILDA	2	65.7	0:08.10	1:18.04 [8]	1:09.94 [4]	0:58.73 [4]	0:47.40 [4]	0:35.59 [4]	0:23.96 [6]	0:35.59	+9
		Raul Silvera Olivera		1200m	Overall	(0:08.10)	(0:11.21)	(0:11.33)	(0:11.81)	(0:11.63)	(0:11.72)		
9	4	THUNDER MANIA	1	65.8	0:08.10	1:31.76 [9]	1:23.66 [3]	1:12.45 [3]	1:01.10 [5]	0:48.96 [7]	0:35.69 [9]	0:48.96	+1
		Shakira Bailey		1200m	Overall	(0:08.10)	(0:11.21)	(0:11.35)	(0:12.14)	(0:13.27)	(0:16.89)		

Scratched: Hyde Park (#8), Obligated (#1)



MackayProfessional
Race 8: RACING AGAIN FRIDAY 12TH SEPTEMBER Class 6 Plate (QTIS
bonuses applicable for 3, 4 & 5YO's) - 1300m
04 September 2025 - 17:25



Track Rating: Good 3, Weather: Overcast, Rail Position: True

Section						200m				Last 600m
Field Times						0:11.87 (0:11.87)				0:35.04
Rank	TAB	Horse/Jockey	Barrier	Top Speed [km/h]	Fastest Section		Margin			Distance Travelled [m]
1	11	THORMENDOUS MISS	3	66.0	0:08.21	0:11.73 [4]	1:17.17			0:34.61
		Jason Taylor		1200m	Overall	(0:11.73)				
2	7	LADY MASQUERADE	7	67.4	0:08.39	0:11.79 [3]	0.28L			0:34.97 +13
		Tahlia Fenlon		1200m	Overall	(0:11.79)				
3	6	DIVINE PURPOSE	5	64.7	0:08.01	0:11.77 [5]	0.55L			0:34.78 +13
		Sean Cormack		200m	Overall	(0:11.77)				
4	2	PEPPERDINE	6	68.2	0:08.13	0:12.16 [2]	2.08L			0:35.39 +7
		Ryan Wiggins		1200m	Overall	(0:12.16)				
5	3	DANCE FOR ME RANDY	9	66.3	0:07.84	0:12.23 [1]	2.1L			0:35.37 +2
		Ashley Butler		1200m	Overall	(0:12.23)				
6	5	BRASCO	8	64.7	0:08.24	0:11.99 [6]	3.62L			0:34.88 +7
		Georgina Cartwright		1200m	Overall	(0:11.99)				
7	9	MR CALEB	4	65.8	0:08.44	0:12.15 [7]	4.62L			0:35.13 +5
		Chris McIver		1200m	Overall	(0:12.15)				
8	10	MOON OVER MATILDA	2	65.7	0:08.10	0:12.24 [7]	5.1L			0:35.59 +9
		Raul Silvera Olivera		1200m	Overall	(0:12.24)				
9	4	THUNDER MANIA	1	65.8	0:08.10	0:18.80 [9]	85.86L			0:48.96 +1
		Shakira Bailey		1200m	Overall	(0:18.80)				

Scratched: Hyde Park (#8), Obligated (#1)



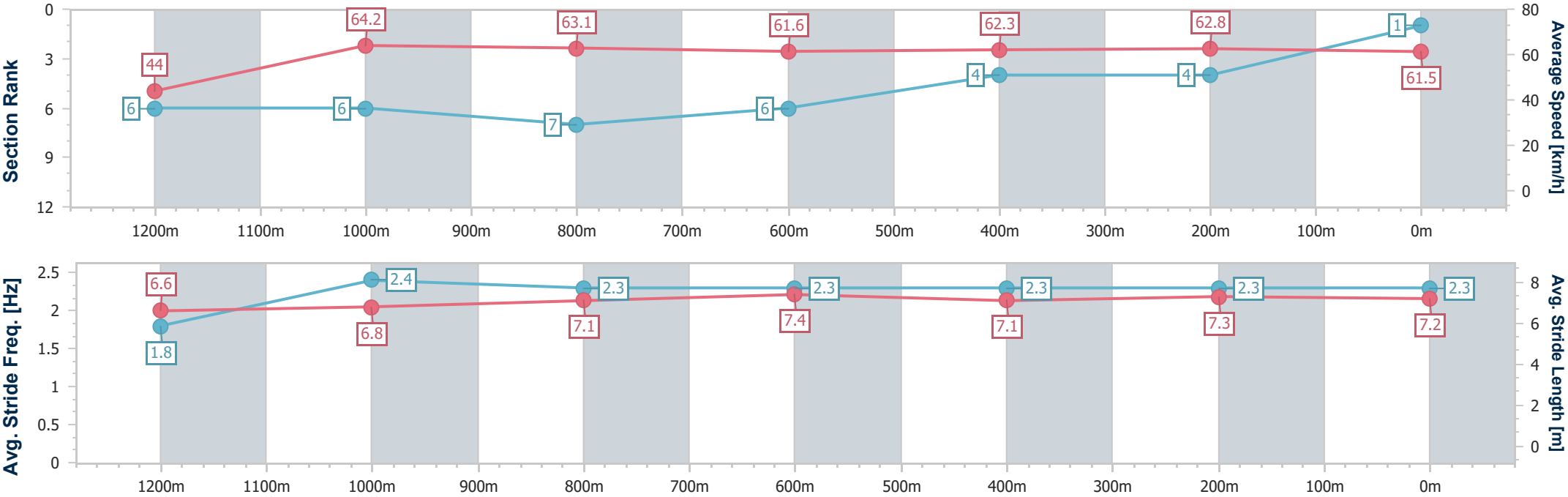
Horse/Jockey Name	Thormendous Miss
Final Rank	1
Fastest Section Time (Section)	0:08.21 (Overall)
Top Speed [km/h] (Section)	66.0 (1200m)
Race State	Finished



MackayProfessional
Race 8: RACING AGAIN FRIDAY 12TH SEPTEMBER Class 6
Plate (QTIS bonuses applicable for 3, 4 & 5YO's) - 1300m
04 September 2025 - 17:25
Track Rating: Good 3, Weather: Overcast, Rail Position: True



Section	Overall	1200m	1000m	800m	600m	400m	200m						
Section Times	1:17.17 [1] (0:08.21)	1:08.96 [6] (0:11.22)	0:57.74 [6] (0:11.48)	0:46.26 [7] (0:11.65)	0:34.61 [6] (0:11.46)	0:23.15 [4] (0:11.42)	0:11.73 [4] (0:11.73)						
Average Speed [km/h]	44.0	64.2	63.1	61.6	62.3	62.8	61.5						
Top Speed [km/h]	60.9	66.0	64.3	62.9	63.5	64.5	64.4						
Avg. Dist. to Rail [m]	7.8	2.5	1.0	0.5	1.2	1.4	3.3						
Avg. Stride Freq. [Hz]	1.8	2.4	2.3	2.3	2.3	2.3	2.3						
Avg. Stride Length [m]	6.6	6.8	7.1	7.4	7.1	7.3	7.2						





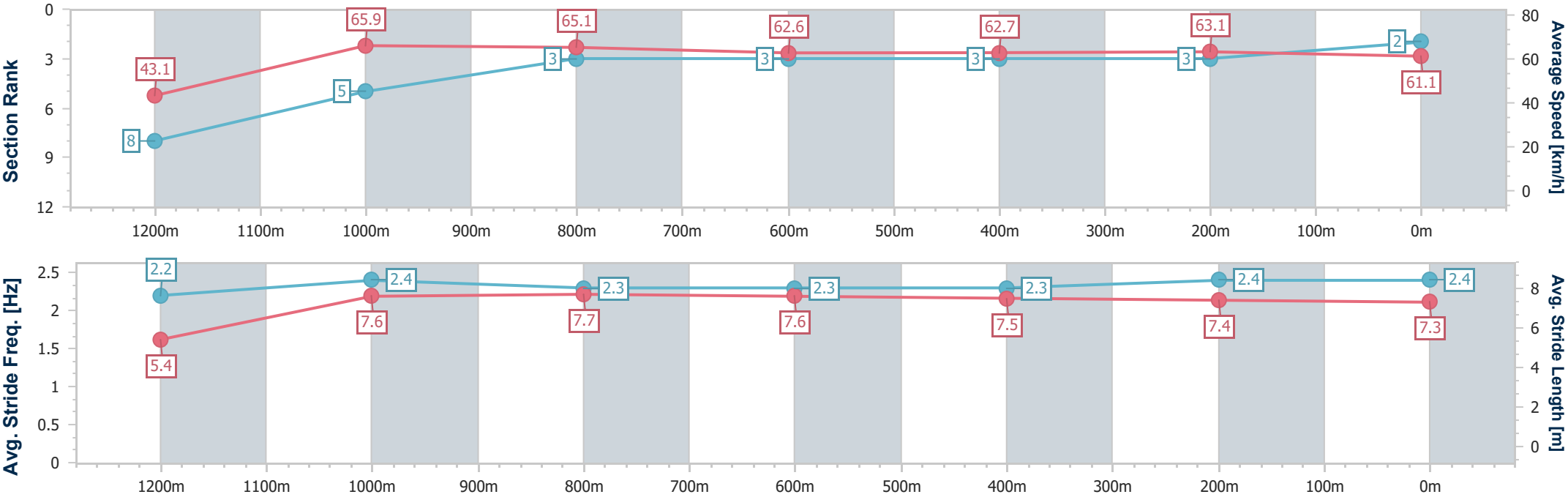
Horse/Jockey Name	Lady Masquerade
Final Rank	2
Fastest Section Time (Section)	0:08.39 (Overall)
Top Speed [km/h] (Section)	67.4 (1200m)
Race State	Finished



MackayProfessional
Race 8: RACING AGAIN FRIDAY 12TH SEPTEMBER Class 6
Plate (QTIS bonuses applicable for 3, 4 & 5YO's) - 1300m
04 September 2025 - 17:25
Track Rating: Good 3, Weather: Overcast, Rail Position: True



Section	Overall	1200m	1000m	800m	600m	400m	200m						
Section Times	1:17.22 [2] (0:08.39)	1:08.83 [8] (0:10.96)	0:57.87 [5] (0:11.22)	0:46.65 [3] (0:11.68)	0:34.97 [3] (0:11.72)	0:23.25 [3] (0:11.46)	0:11.79 [3] (0:11.79)						
Average Speed [km/h]	43.1	65.9	65.1	62.6	62.7	63.1	61.1						
Top Speed [km/h]	65.7	67.4	66.5	63.4	63.3	64.0	63.7						
Avg. Dist. to Rail [m]	10.1	5.6	4.1	4.0	2.8	3.5	5.2						
Avg. Stride Freq. [Hz]	2.2	2.4	2.3	2.3	2.3	2.4	2.4						
Avg. Stride Length [m]	5.4	7.6	7.7	7.6	7.5	7.4	7.3						





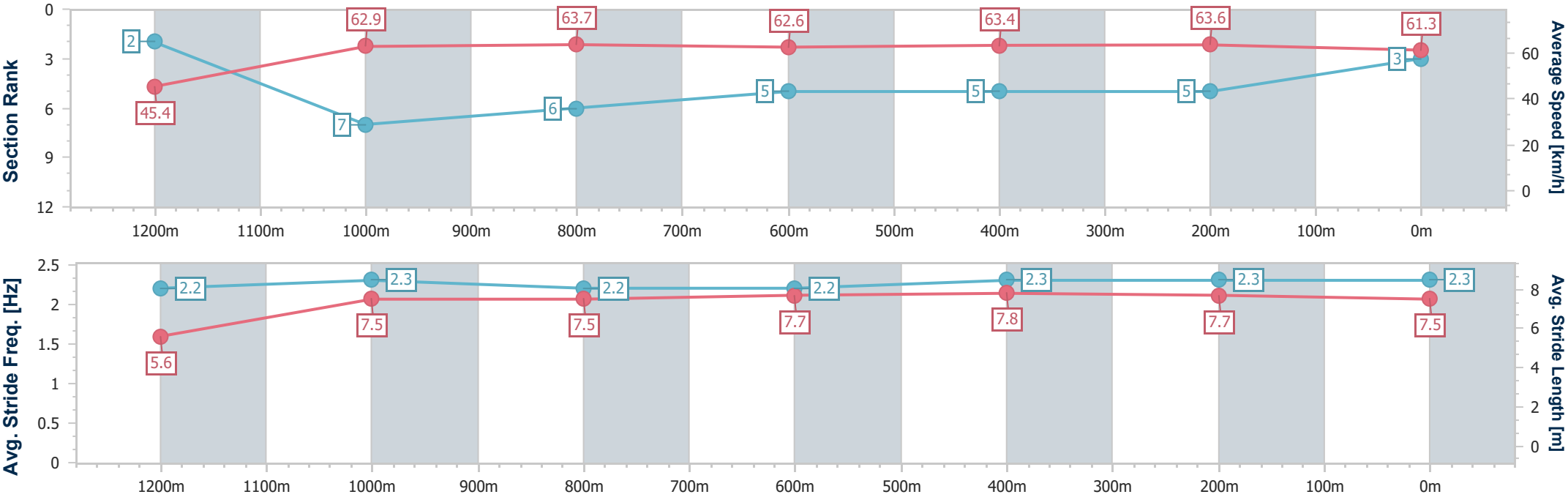
Horse/Jockey Name	Divine Purpose
Final Rank	3
Fastest Section Time (Section)	0:08.01 (Overall)
Top Speed [km/h] (Section)	64.7 (200m)
Race State	Finished



MackayProfessional
Race 8: RACING AGAIN FRIDAY 12TH SEPTEMBER Class 6
Plate (QTIS bonuses applicable for 3, 4 & 5YO's) - 1300m
04 September 2025 - 17:25
Track Rating: Good 3, Weather: Overcast, Rail Position: True



Section	Overall	1200m	1000m	800m	600m	400m	200m						
Section Times	1:17.26 [3] (0:08.01)	1:09.25 [2] (0:11.48)	0:57.77 [7] (0:11.40)	0:46.37 [6] (0:11.59)	0:34.78 [5] (0:11.59)	0:23.19 [5] (0:11.42)	0:11.77 [5] (0:11.77)						
Average Speed [km/h]	45.4	62.9	63.7	62.6	63.4	63.6	61.3						
Top Speed [km/h]	61.0	63.9	64.3	63.2	64.6	64.3	64.7						
Avg. Dist. to Rail [m]	9.8	4.1	2.2	2.6	2.6	6.5	6.9						
Avg. Stride Freq. [Hz]	2.2	2.3	2.2	2.2	2.3	2.3	2.3						
Avg. Stride Length [m]	5.6	7.5	7.5	7.7	7.8	7.7	7.5						





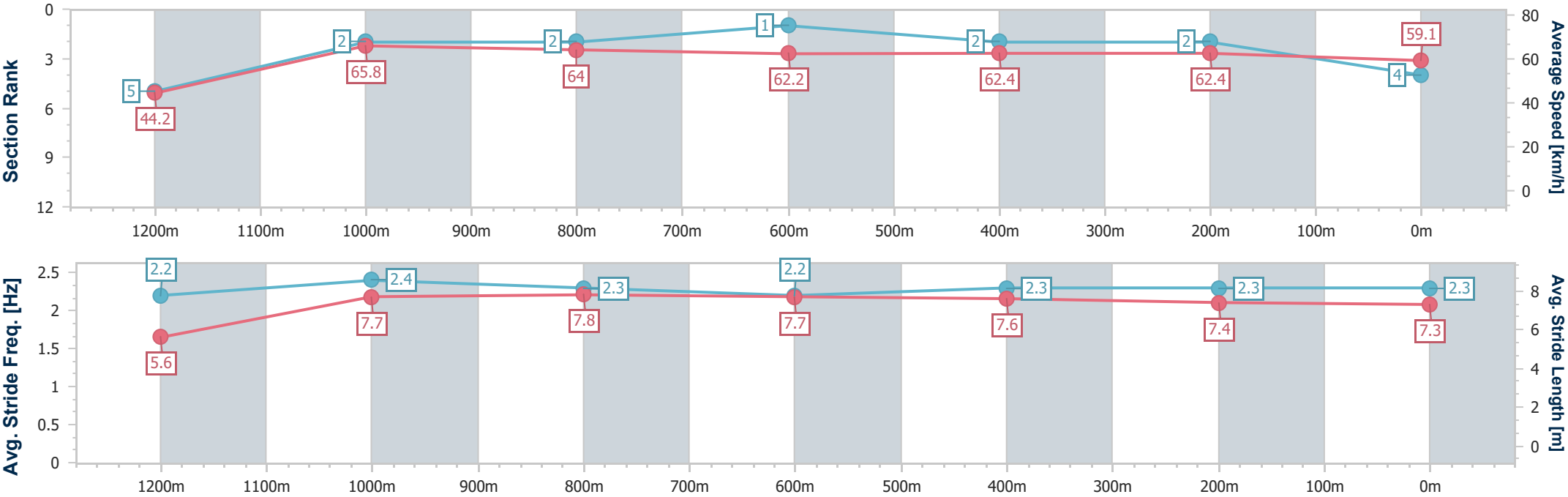
Horse/Jockey Name	Pepperdine
Final Rank	4
Fastest Section Time (Section)	0:08.13 (Overall)
Top Speed [km/h] (Section)	68.2 (1200m)
Race State	Finished



MackayProfessional
Race 8: RACING AGAIN FRIDAY 12TH SEPTEMBER Class 6
Plate (QTIS bonuses applicable for 3, 4 & 5YO's) - 1300m
04 September 2025 - 17:25
Track Rating: Good 3, Weather: Overcast, Rail Position: True



Section	Overall	1200m	1000m	800m	600m	400m	200m						
Section Times	1:17.52 [4] (0:08.13)	1:09.39 [5] (0:11.04)	0:58.35 [2] (0:11.32)	0:47.03 [2] (0:11.64)	0:35.39 [1] (0:11.67)	0:23.72 [2] (0:11.56)	0:12.16 [2] (0:12.16)						
Average Speed [km/h]	44.2	65.8	64.0	62.2	62.4	62.4	59.1						
Top Speed [km/h]	61.2	68.2	65.5	63.0	62.9	64.4	61.2						
Avg. Dist. to Rail [m]	9.7	5.7	2.8	1.9	1.0	2.6	3.4						
Avg. Stride Freq. [Hz]	2.2	2.4	2.3	2.2	2.3	2.3	2.3						
Avg. Stride Length [m]	5.6	7.7	7.8	7.7	7.6	7.4	7.3						





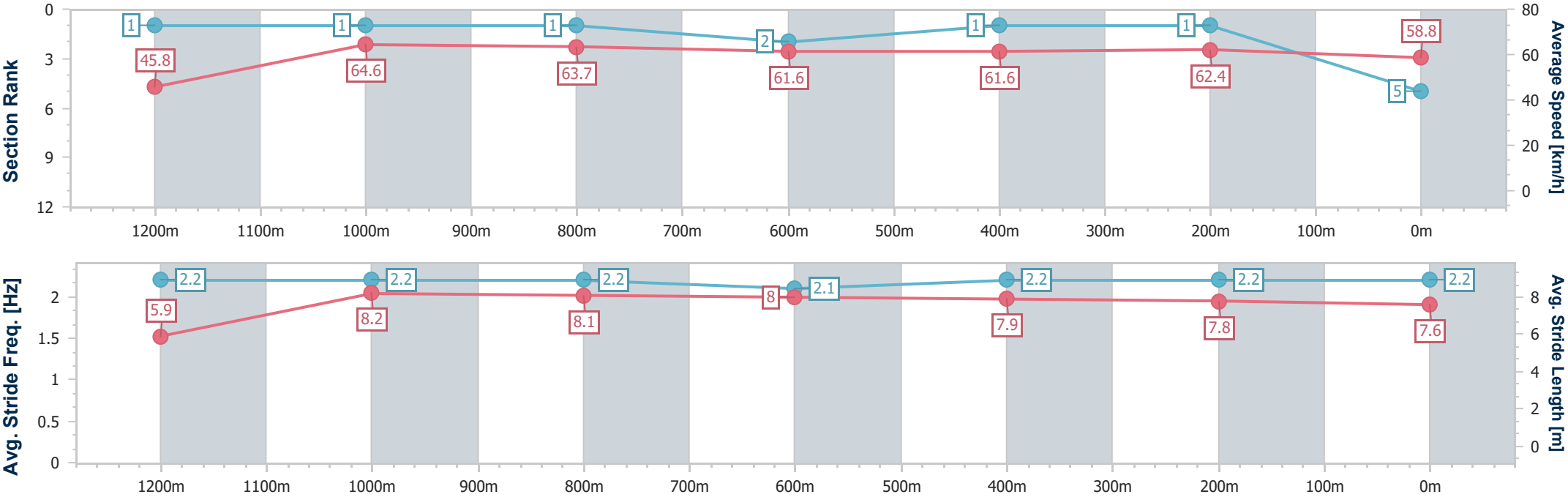
Horse/Jockey Name	Dance For Me Randy
Final Rank	5
Fastest Section Time (Section)	0:07.84 (Overall)
Top Speed [km/h] (Section)	66.3 (1200m)
Race State	Finished



MackayProfessional
Race 8: RACING AGAIN FRIDAY 12TH SEPTEMBER Class 6
Plate (QTIS bonuses applicable for 3, 4 & 5YO's) - 1300m
04 September 2025 - 17:25
Track Rating: Good 3, Weather: Overcast, Rail Position: True



Section	Overall	1200m	1000m	800m	600m	400m	200m						
Section Times	1:17.53 [5] (0:07.84)	1:09.69 [1] (0:11.28)	0:58.41 [1] (0:11.32)	0:47.09 [1] (0:11.72)	0:35.37 [2] (0:11.60)	0:23.77 [1] (0:11.54)	0:12.23 [1] (0:12.23)						
Average Speed [km/h]	45.8	64.6	63.7	61.6	61.6	62.4	58.8						
Top Speed [km/h]	62.8	66.3	65.0	62.3	62.1	63.0	61.5						
Avg. Dist. to Rail [m]	12.7	5.2	1.4	0.5	0.8	0.9	1.8						
Avg. Stride Freq. [Hz]	2.2	2.2	2.2	2.1	2.2	2.2	2.2						
Avg. Stride Length [m]	5.9	8.2	8.1	8.0	7.9	7.8	7.6						





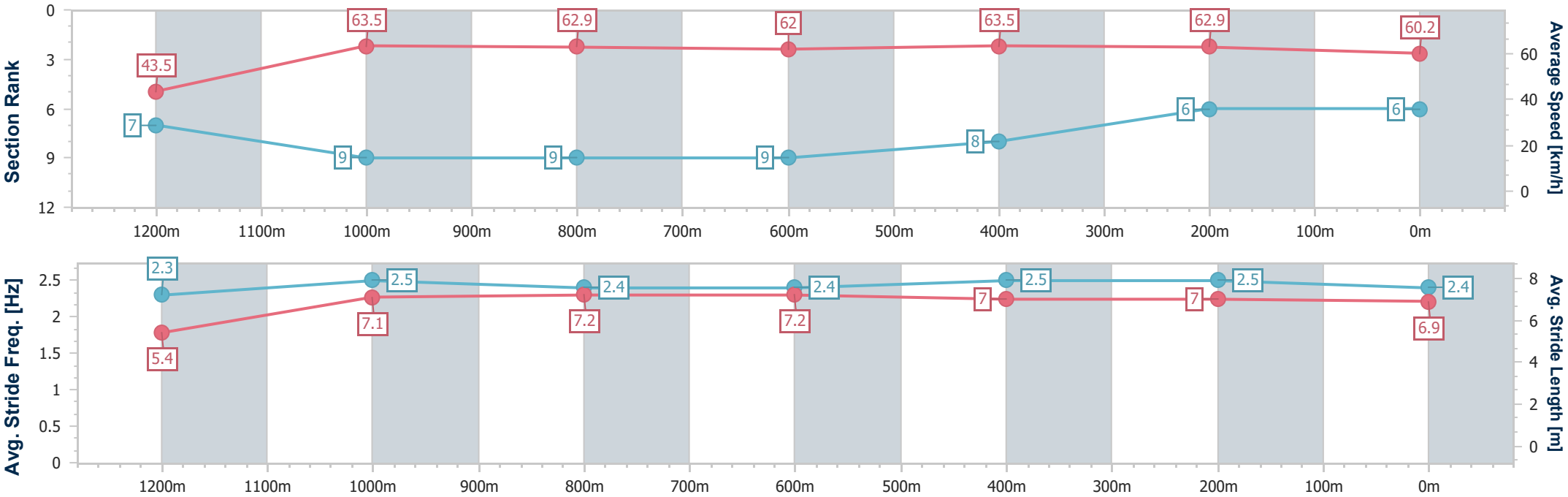
Horse/Jockey Name	Brasco
Final Rank	6
Fastest Section Time (Section)	0:08.24 (Overall)
Top Speed [km/h] (Section)	64.7 (1200m)
Race State	Finished



MackayProfessional
Race 8: RACING AGAIN FRIDAY 12TH SEPTEMBER Class 6
Plate (QTIS bonuses applicable for 3, 4 & 5YO's) - 1300m
04 September 2025 - 17:25
Track Rating: Good 3, Weather: Overcast, Rail Position: True



Section	Overall	1200m	1000m	800m	600m	400m	200m						
Section Times	1:17.78 [6] (0:08.24)	1:09.54 [7] (0:11.47)	0:58.07 [9] (0:11.48)	0:46.59 [9] (0:11.71)	0:34.88 [9] (0:11.39)	0:23.49 [8] (0:11.50)	0:11.99 [6] (0:11.99)						
Average Speed [km/h]	43.5	63.5	62.9	62.0	63.5	62.9	60.2						
Top Speed [km/h]	59.4	64.7	64.2	63.4	64.3	64.4	63.3						
Avg. Dist. to Rail [m]	12.1	5.5	2.0	1.4	1.0	2.7	4.2						
Avg. Stride Freq. [Hz]	2.3	2.5	2.4	2.4	2.5	2.5	2.4						
Avg. Stride Length [m]	5.4	7.1	7.2	7.2	7.0	7.0	6.9						





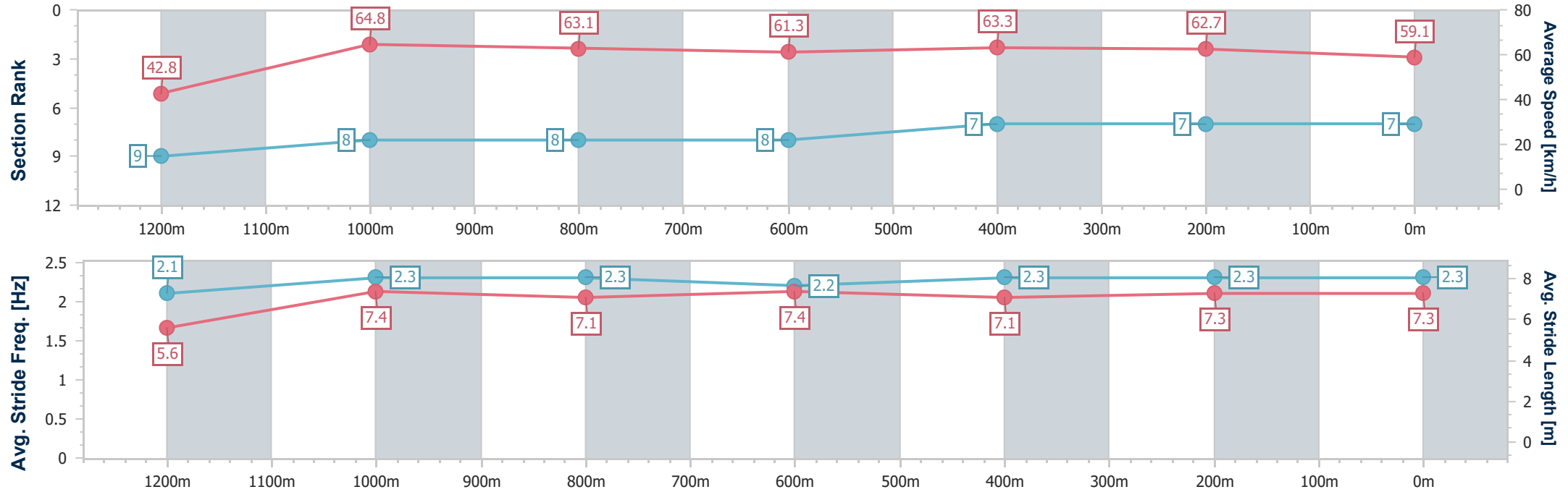
Horse/Jockey Name	Mr Caleb
Final Rank	7
Fastest Section Time (Section)	0:08.44 (Overall)
Top Speed [km/h] (Section)	65.8 (1200m)
Race State	Finished



MackayProfessional
Race 8: RACING AGAIN FRIDAY 12TH SEPTEMBER Class 6
Plate (QTIS bonuses applicable for 3, 4 & 5YO's) - 1300m
04 September 2025 - 17:25
Track Rating: Good 3, Weather: Overcast, Rail Position: True



Section	Overall	1200m	1000m	800m	600m	400m	200m						
Section Times	1:17.95 [7] (0:08.44)	1:09.51 [9] (0:11.21)	0:58.30 [8] (0:11.42)	0:46.88 [8] (0:11.75)	0:35.13 [8] (0:11.46)	0:23.67 [7] (0:11.52)	0:12.15 [7] (0:12.15)						
Average Speed [km/h]	42.8	64.8	63.1	61.3	63.3	62.7	59.1						
Top Speed [km/h]	60.1	65.8	64.3	62.9	64.4	63.9	62.6						
Avg. Dist. to Rail [m]	8.4	2.9	1.0	1.0	0.8	1.0	1.5						
Avg. Stride Freq. [Hz]	2.1	2.3	2.3	2.2	2.3	2.3	2.3						
Avg. Stride Length [m]	5.6	7.4	7.1	7.4	7.1	7.3	7.3						





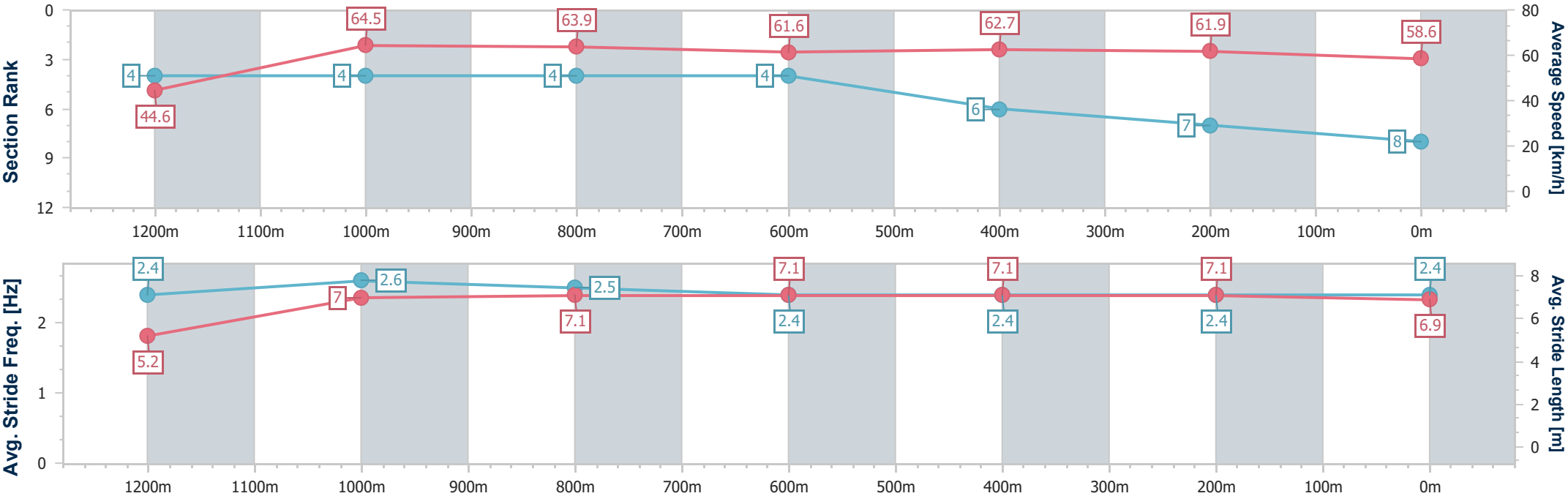
Horse/Jockey Name	Moon Over Matilda
Final Rank	8
Fastest Section Time (Section)	0:08.10 (Overall)
Top Speed [km/h] (Section)	65.7 (1200m)
Race State	Finished



MackayProfessional
Race 8: RACING AGAIN FRIDAY 12TH SEPTEMBER Class 6
Plate (QTIS bonuses applicable for 3, 4 & 5YO's) - 1300m
04 September 2025 - 17:25
Track Rating: Good 3, Weather: Overcast, Rail Position: True



Section	Overall	1200m	1000m	800m	600m	400m	200m						
Section Times	1:18.04 [8] (0:08.10)	1:09.94 [4] (0:11.21)	0:58.73 [4] (0:11.33)	0:47.40 [4] (0:11.81)	0:35.59 [4] (0:11.63)	0:23.96 [6] (0:11.72)	0:12.24 [7] (0:12.24)						
Average Speed [km/h]	44.6	64.5	63.9	61.6	62.7	61.9	58.6						
Top Speed [km/h]	62.6	65.7	65.4	63.0	64.8	63.0	62.1						
Avg. Dist. to Rail [m]	7.4	3.1	2.8	3.3	1.5	3.7	6.5						
Avg. Stride Freq. [Hz]	2.4	2.6	2.5	2.4	2.4	2.4	2.4						
Avg. Stride Length [m]	5.2	7.0	7.1	7.1	7.1	7.1	6.9						





Horse/Jockey Name	Thunder Mania
Final Rank	9
Fastest Section Time (Section)	0:08.10 (Overall)
Top Speed [km/h] (Section)	65.8 (1200m)
Race State	Finished



MackayProfessional
Race 8: RACING AGAIN FRIDAY 12TH SEPTEMBER Class 6
Plate (QTIS bonuses applicable for 3, 4 & 5YO's) - 1300m
04 September 2025 - 17:25
Track Rating: Good 3, Weather: Overcast, Rail Position: True



Section	Overall	1200m	1000m	800m	600m	400m	200m						
Section Times	1:31.76 [9] (0:08.10)	1:23.66 [3] (0:11.21)	1:12.45 [3] (0:11.35)	1:01.10 [5] (0:12.14)	0:48.96 [7] (0:13.27)	0:35.69 [9] (0:16.89)	0:18.80 [9] (0:18.80)						
Average Speed [km/h]	44.8	64.4	63.4	59.2	53.9	42.7	38.3						
Top Speed [km/h]	60.1	65.8	64.6	63.4	57.4	47.3	40.8						
Avg. Dist. to Rail [m]	7.1	2.1	0.4	0.5	0.7	2.0	4.3						
Avg. Stride Freq. [Hz]	2.2	2.6	2.4	2.5	2.4	2.2	2.1						
Avg. Stride Length [m]	5.5	6.8	7.2	6.6	6.3	5.5	5.2						

