



# Ladbrokes Cannon Park Professional

## Race 1: Ladbrokes Spring Hosted Pots Maiden Handicap - 1400m

30 September 2025 - 13:07



Track Rating: Good 4, Weather: Fine, Rail Position: True

Section		Overall				1200m	1000m	800m	600m	400m	Last 600m	
Field Times		1:24.23				1:10.04	0:58.73	0:46.82	0:34.97	0:23.43	0:34.97	
		(0:14.19)				(0:11.31)	(0:11.91)	(0:11.85)	(0:11.54)	(0:11.53)		
Rank	TAB	Horse/Jockey	Barrier	Top Speed [km/h]	Fastest Section							Distance Travelled [m]
1	1	LECONFIELD	4	64.7	0:11.31	1:24.23 [1]	1:09.96 [3]	0:58.65 [3]	0:46.71 [3]	0:34.91 [2]	0:23.24 [2]	0:34.91
		Lacey Morrison		400m	1200m	(0:14.27)	(0:11.31)	(0:11.94)	(0:11.80)	(0:11.67)	(0:11.40)	
2	2	OUTONO	1	64.0	0:11.31	1:24.27 [2]	1:10.08 [1]	0:58.77 [1]	0:46.86 [1]	0:35.01 [1]	0:23.47 [1]	0:35.01 -7
		Ryan Wiggins		400m	1200m	(0:14.19)	(0:11.31)	(0:11.91)	(0:11.85)	(0:11.54)	(0:11.53)	
3	5	FLOURISH	6	64.3	0:11.36	1:25.22 [3]	1:10.67 [4]	0:59.31 [4]	0:47.49 [4]	0:35.71 [4]	0:23.88 [4]	0:35.71 -6
		Amanda Thomson		1200m	1200m	(0:14.55)	(0:11.36)	(0:11.82)	(0:11.78)	(0:11.83)	(0:11.90)	
4	4	URIS	2	64.9	0:11.31	1:25.25 [4]	1:11.06 [2]	0:59.75 [2]	0:47.80 [2]	0:35.86 [3]	0:24.02 [3]	0:35.86 +3
		Jackson Murphy		1200m	1200m	(0:14.19)	(0:11.31)	(0:11.95)	(0:11.94)	(0:11.84)	(0:11.99)	
5	3	LOVE WRAP	5	64.4	0:11.44	1:26.77 [5]	1:12.16 [5]	1:00.72 [5]	0:48.91 [5]	0:37.02 [5]	0:25.07 [5]	0:37.02 -4
		Ivo Fry		1200m	1200m	(0:14.61)	(0:11.44)	(0:11.81)	(0:11.89)	(0:11.95)	(0:12.53)	
6	7	SECRET SKYFALL	3	65.2	0:11.34	1:26.91 [6]	1:12.17 [6]	1:00.83 [6]	0:48.81 [6]	0:36.97 [6]	0:25.03 [6]	0:36.97 -2
		Nathan Thomas		1200m	1200m	(0:14.74)	(0:11.34)	(0:12.02)	(0:11.84)	(0:11.94)	(0:12.47)	

Scratched: Lichfield Angel (#6)



**Ladbroke's Cannon Park Professional**  
**Race 1: Ladbroke's Spring Hosted Pots Maiden Handicap - 1400m**  
**30 September 2025 - 13:07**



Track Rating: Good 4, Weather: Fine, Rail Position: True

Section Field Times		200m 0:11.90 (0:11.90)		Last 600m 0:34.97			
Rank	TAB	Horse/Jockey	Barrier	Top Speed [km/h]	Fastest Section	Margin	Distance Travelled [m]
1	1	LECONFIELD	4	64.7	0:11.31	0:11.84 [2]	1:24.23
		Lacey Morrison		400m	1200m	(0:11.84)	0:34.91
2	2	OUTONO	1	64.0	0:11.31	0:11.94 [1]	0.24L
		Ryan Wiggins		400m	1200m	(0:11.94)	0:35.01 -7
3	5	FLOURISH	6	64.3	0:11.36	0:11.98 [4]	5.85L
		Amanda Thomson		1200m	1200m	(0:11.98)	0:35.71 -6
4	4	URIS	2	64.9	0:11.31	0:12.03 [3]	6L
		Jackson Murphy		1200m	1200m	(0:12.03)	0:35.86 +3
5	3	LOVE WRAP	5	64.4	0:11.44	0:12.54 [5]	14.95L
		Ivo Fry		1200m	1200m	(0:12.54)	0:37.02 -4
6	7	SECRET SKYFALL	3	65.2	0:11.34	0:12.56 [6]	15.78L
		Nathan Thomas		1200m	1200m	(0:12.56)	0:36.97 -2

Scratched: Lichfield Angel (#6)



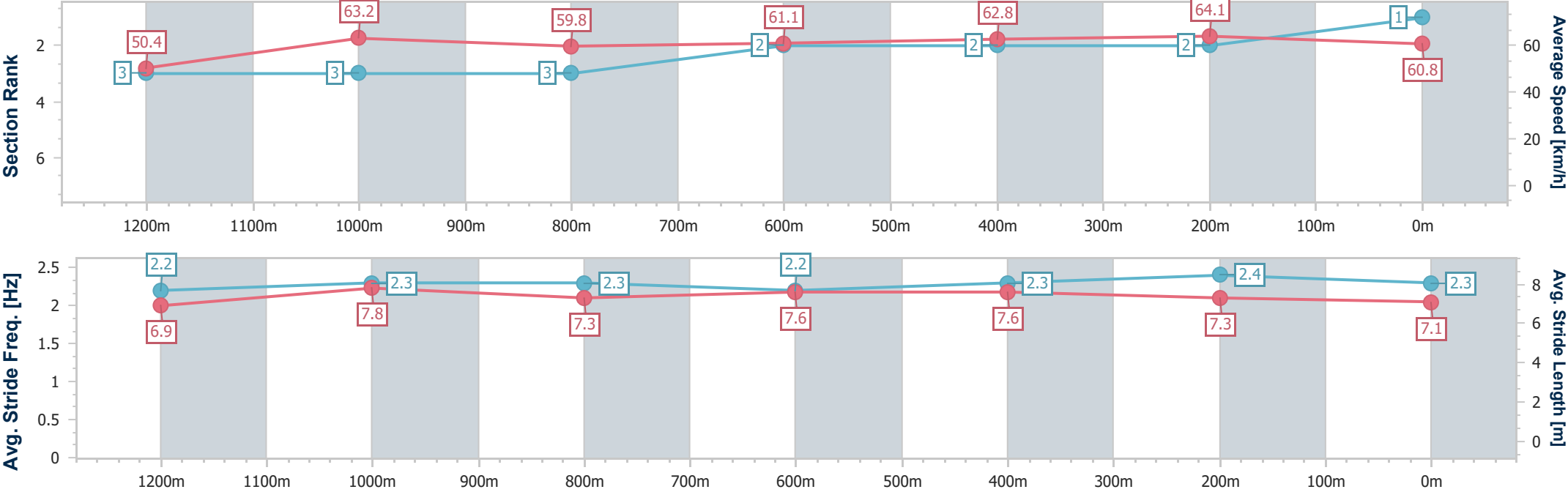
Horse/Jockey Name	Leconfield
Final Rank	1
Fastest Section Time (Section)	0:11.31 (1200m)
Top Speed [km/h] (Section)	64.7 (400m)
Race State	Finished



Ladbrokes Cannon ParkProfessional  
Race 1: Ladbrokes Spring Hosted Pots Maiden Handicap - 1400m  
30 September 2025 - 13:07  
Track Rating: Good 4, Weather: Fine, Rail Position: True



Section	Overall	1200m	1000m	800m	600m	400m	200m						
Section Times	1:24.23 [1] (0:14.27)	1:09.96 [3] (0:11.31)	0:58.65 [3] (0:11.94)	0:46.71 [3] (0:11.80)	0:34.91 [2] (0:11.67)	0:23.24 [2] (0:11.40)	0:11.84 [2] (0:11.84)						
Average Speed [km/h]	50.4	63.2	59.8	61.1	62.8	64.1	60.8						
Top Speed [km/h]	64.4	64.5	62.1	63.2	63.6	64.7	64.0						
Avg. Dist. to Rail [m]	2.0	2.4	1.4	1.9	2.2	5.5	5.8						
Avg. Stride Freq. [Hz]	2.2	2.3	2.3	2.2	2.3	2.4	2.3						
Avg. Stride Length [m]	6.9	7.8	7.3	7.6	7.6	7.3	7.1						





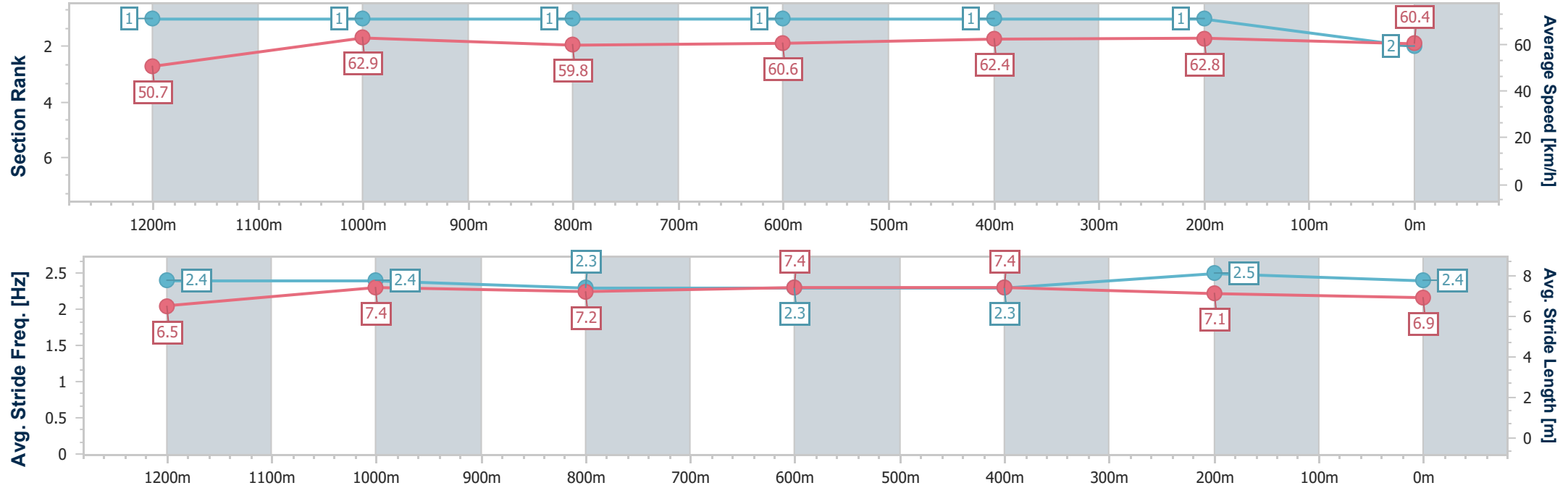
Horse/Jockey Name	Outono
Final Rank	2
Fastest Section Time (Section)	0:11.31 (1200m)
Top Speed [km/h] (Section)	64.0 (400m)
Race State	Finished



Ladbrokes Cannon ParkProfessional  
Race 1: Ladbrokes Spring Hosted Pots Maiden Handicap - 1400m  
30 September 2025 - 13:07  
Track Rating: Good 4, Weather: Fine, Rail Position: True



Section	Overall	1200m	1000m	800m	600m	400m	200m						
Section Times	1:24.27 [2] (0:14.19)	1:10.08 [1] (0:11.31)	0:58.77 [1] (0:11.91)	0:46.86 [1] (0:11.85)	0:35.01 [1] (0:11.54)	0:23.47 [1] (0:11.53)	0:11.94 [1] (0:11.94)						
Average Speed [km/h]	50.7	62.9	59.8	60.6	62.4	62.8	60.4						
Top Speed [km/h]	63.5	63.8	61.4	62.0	63.3	64.0	62.1						
Avg. Dist. to Rail [m]	4.2	4.0	1.6	0.5	0.9	4.3	4.5						
Avg. Stride Freq. [Hz]	2.4	2.4	2.3	2.3	2.3	2.5	2.4						
Avg. Stride Length [m]	6.5	7.4	7.2	7.4	7.4	7.1	6.9						







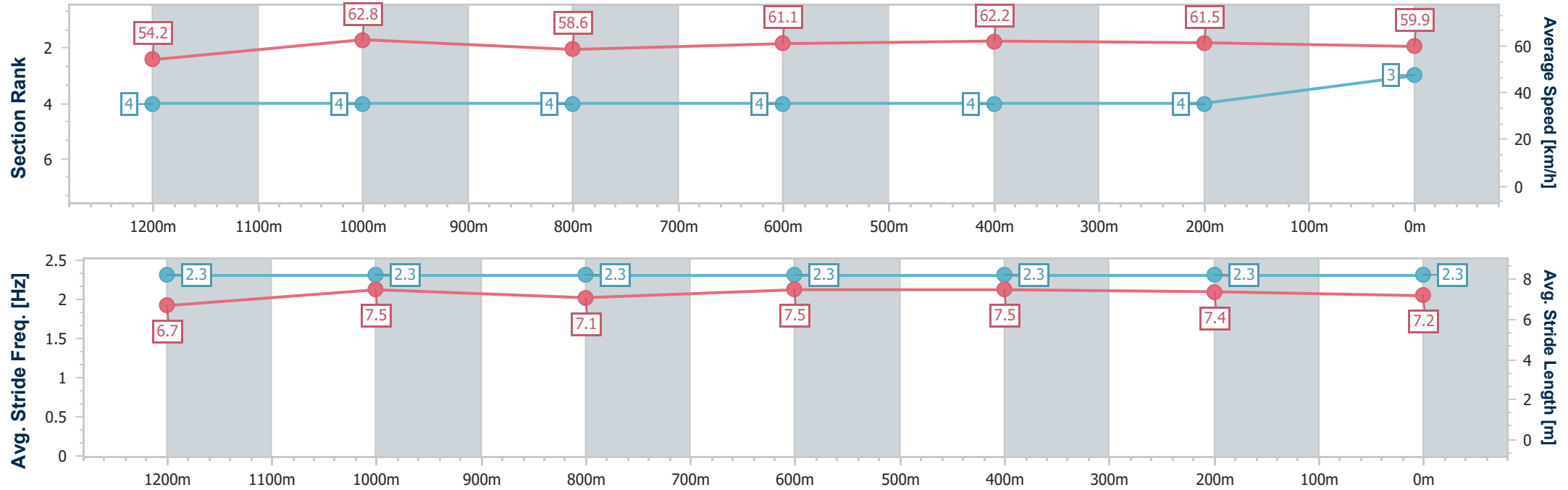
Horse/Jockey Name	Flourish
Final Rank	3
Fastest Section Time (Section)	0:11.36 (1200m)
Top Speed [km/h] (Section)	64.3 (1200m)
Race State	Finished



Ladbroke's Cannon Park Professional  
Race 1: Ladbroke's Spring Hosted Pots Maiden Handicap - 1400m  
30 September 2025 - 13:07  
Track Rating: Good 4, Weather: Fine, Rail Position: True



Section	Overall	1200m	1000m	800m	600m	400m	200m						
Section Times	1:25.22 [3] (0:14.55)	1:10.67 [4] (0:11.36)	0:59.31 [4] (0:11.82)	0:47.49 [4] (0:11.78)	0:35.71 [4] (0:11.83)	0:23.88 [4] (0:11.90)	0:11.98 [4] (0:11.98)						
Average Speed [km/h]	54.2	62.8	58.6	61.1	62.2	61.5	59.9						
Top Speed [km/h]	60.0	64.3	63.5	61.8	63.8	63.5	62.5						
Avg. Dist. to Rail [m]	2.2	2.1	1.8	4.0	5.3	6.8	5.7						
Avg. Stride Freq. [Hz]	2.3	2.3	2.3	2.3	2.3	2.3	2.3						
Avg. Stride Length [m]	6.7	7.5	7.1	7.5	7.5	7.4	7.2						





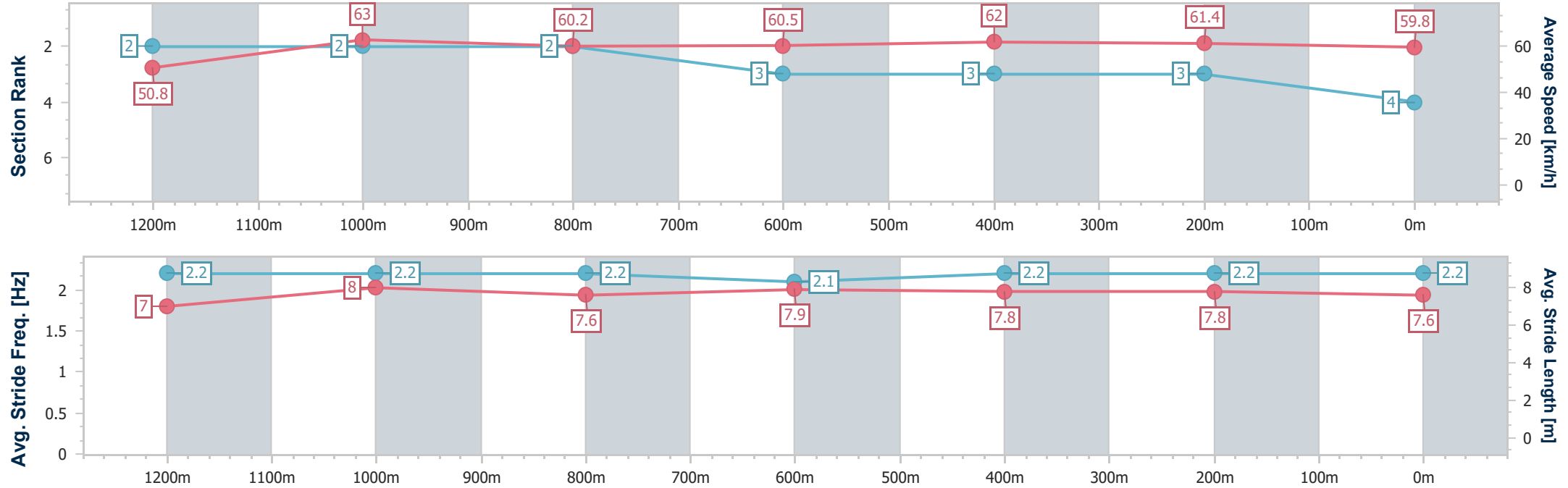
Horse/Jockey Name	Uris
Final Rank	4
Fastest Section Time (Section)	0:11.31 (1200m)
Top Speed [km/h] (Section)	64.9 (1200m)
Race State	Finished



Ladbrokes Cannon ParkProfessional  
Race 1: Ladbrokes Spring Hosted Pots Maiden Handicap - 1400m  
30 September 2025 - 13:07  
Track Rating: Good 4, Weather: Fine, Rail Position: True



Section	Overall	1200m	1000m	800m	600m	400m	200m						
Section Times	1:25.25 [4] (0:14.19)	1:11.06 [2] (0:11.31)	0:59.75 [2] (0:11.95)	0:47.80 [2] (0:11.94)	0:35.86 [3] (0:11.84)	0:24.02 [3] (0:11.99)	0:12.03 [3] (0:12.03)						
Average Speed [km/h]	50.8	63.0	60.2	60.5	62.0	61.4	59.8						
Top Speed [km/h]	64.6	64.9	62.4	62.4	63.9	62.0	61.4						
Avg. Dist. to Rail [m]	2.9	3.0	1.7	1.6	2.8	6.0	2.6						
Avg. Stride Freq. [Hz]	2.2	2.2	2.2	2.1	2.2	2.2	2.2						
Avg. Stride Length [m]	7.0	8.0	7.6	7.9	7.8	7.8	7.6						





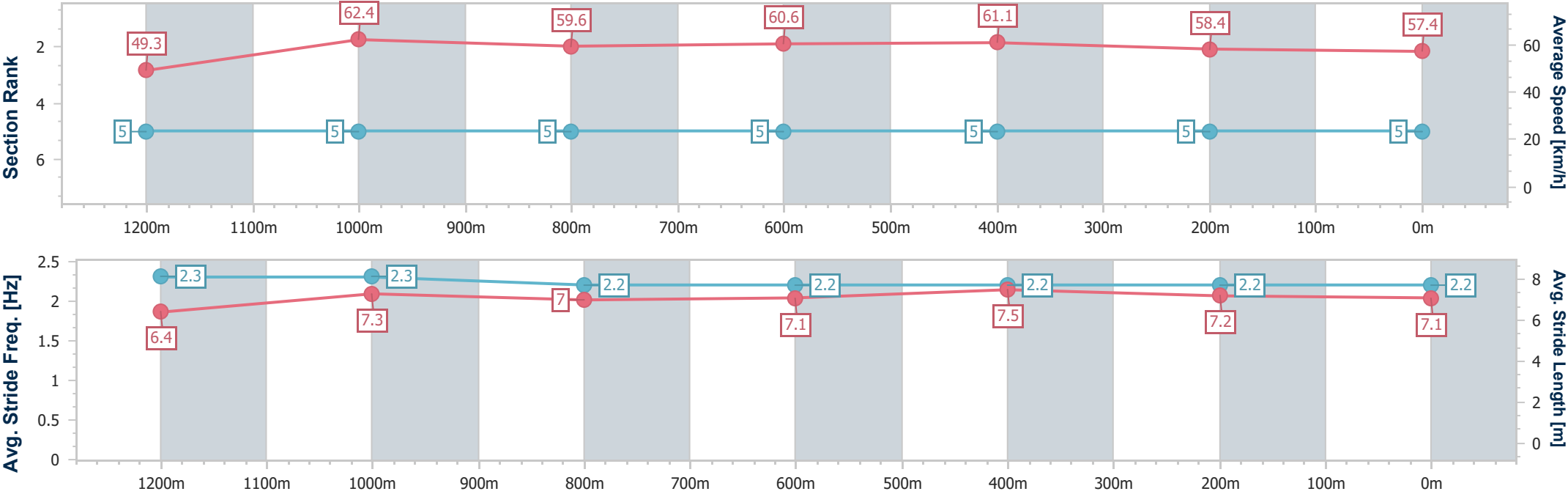
Horse/Jockey Name	Love Wrap
Final Rank	5
Fastest Section Time (Section)	0:11.44 (1200m)
Top Speed [km/h] (Section)	64.4 (1200m)
Race State	Finished



Ladbrokes Cannon ParkProfessional  
Race 1: Ladbrokes Spring Hosted Pots Maiden Handicap - 1400m  
30 September 2025 - 13:07  
Track Rating: Good 4, Weather: Fine, Rail Position: True



Section	Overall	1200m	1000m	800m	600m	400m	200m						
Section Times	1:26.77 [5] (0:14.61)	1:12.16 [5] (0:11.44)	1:00.72 [5] (0:11.81)	0:48.91 [5] (0:11.89)	0:37.02 [5] (0:11.95)	0:25.07 [5] (0:12.53)	0:12.54 [5] (0:12.54)						
Average Speed [km/h]	49.3	62.4	59.6	60.6	61.1	58.4	57.4						
Top Speed [km/h]	63.8	64.4	61.8	62.4	63.2	59.8	58.2						
Avg. Dist. to Rail [m]	2.6	2.3	2.7	0.4	2.1	5.9	6.6						
Avg. Stride Freq. [Hz]	2.3	2.3	2.2	2.2	2.2	2.2	2.2						
Avg. Stride Length [m]	6.4	7.3	7.0	7.1	7.5	7.2	7.1						





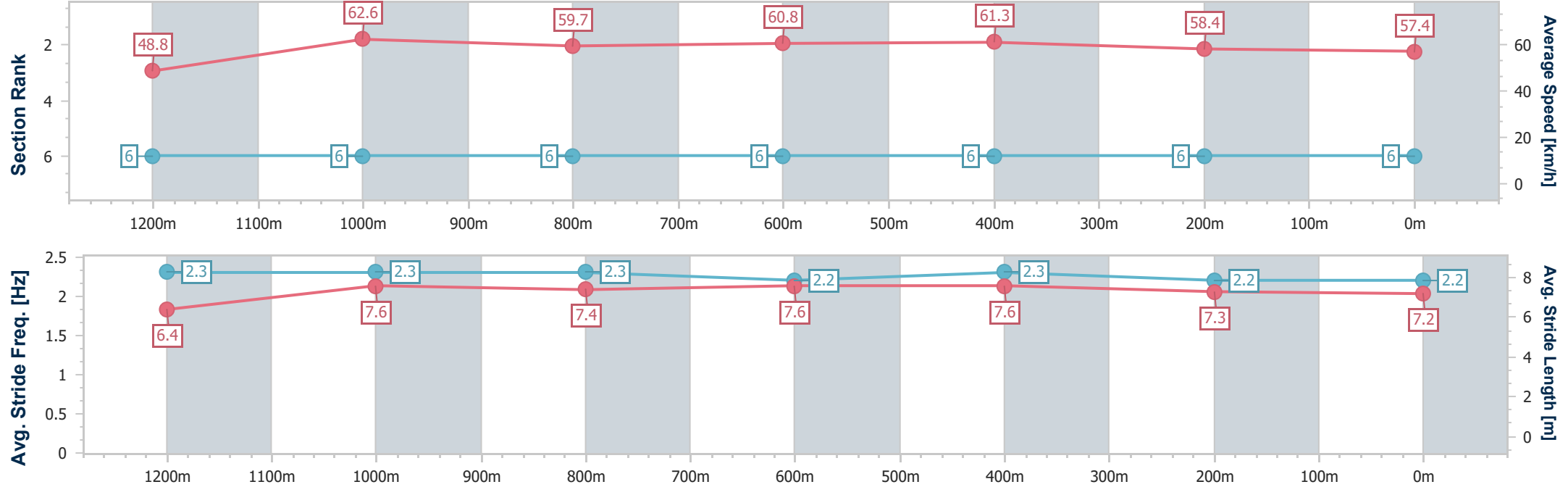
Horse/Jockey Name	Secret Skyfall
Final Rank	6
Fastest Section Time (Section)	0:11.34 (1200m)
Top Speed [km/h] (Section)	65.2 (1200m)
Race State	Finished



Ladbrokes Cannon ParkProfessional  
Race 1: Ladbrokes Spring Hosted Pots Maiden Handicap - 1400m  
30 September 2025 - 13:07  
Track Rating: Good 4, Weather: Fine, Rail Position: True



Section	Overall	1200m	1000m	800m	600m	400m	200m						
Section Times	1:26.91 [6] (0:14.74)	1:12.17 [6] (0:11.34)	1:00.83 [6] (0:12.02)	0:48.81 [6] (0:11.84)	0:36.97 [6] (0:11.94)	0:25.03 [6] (0:12.47)	0:12.56 [6] (0:12.56)						
Average Speed [km/h]	48.8	62.6	59.7	60.8	61.3	58.4	57.4						
Top Speed [km/h]	64.4	65.2	61.9	62.2	63.8	59.3	58.5						
Avg. Dist. to Rail [m]	5.2	4.7	1.5	1.4	2.7	5.0	6.2						
Avg. Stride Freq. [Hz]	2.3	2.3	2.3	2.2	2.3	2.2	2.2						
Avg. Stride Length [m]	6.4	7.6	7.4	7.6	7.6	7.3	7.2						





# Ladbroke's Cannon Park Professional

## Race 2: Babinda Electrics QTIS Three-Years-Old Maiden Handicap - 1250m

30 September 2025 - 13:44



Track Rating: Good 4, Weather: Fine, Rail Position: True

Section						Overall	1000m	800m	600m	400m	200m	Last 600m		
Field Times						1:14.78 (0:16.36)	0:58.42 (0:11.19)	0:47.23 (0:11.48)	0:35.75 (0:11.57)	0:24.18 (0:11.72)	0:12.46 (0:12.46)	0:35.75		
Rank	TAB	Horse/Jockey	Barrier	Top Speed [km/h]	Fastest Section							Margin	Distance Travelled [m]	
1	3	TALK DIRTY	4	67.1	0:11.19	1:14.78 [1]	0:58.42 [1]	0:47.23 [1]	0:35.75 [1]	0:24.18 [1]	0:12.46 [1]	1:14.78	0:35.75	
		Ryan Wiggins		Overall	1000m	(0:16.36)	(0:11.19)	(0:11.48)	(0:11.57)	(0:11.72)	(0:12.46)			
2	8	SHEZA BARBAROSSA	2	66.1	0:11.24	1:15.19 [2]	0:58.58 [3]	0:47.34 [4]	0:35.85 [4]	0:24.25 [3]	0:12.46 [2]	2.43L	0:35.85 +6	
		Lacey Morrison		Overall	1000m	(0:16.61)	(0:11.24)	(0:11.49)	(0:11.60)	(0:11.79)	(0:12.46)			
3	2	MR OREO	5	67.0	0:11.20	1:15.43 [3]	0:58.59 [5]	0:47.39 [5]	0:35.79 [6]	0:24.13 [5]	0:12.34 [5]	3.83L	0:35.79 +1	
		Wanderson D'Avila		Overall	1000m	(0:16.84)	(0:11.20)	(0:11.60)	(0:11.66)	(0:11.79)	(0:12.34)			
4	5	AMBER AFFAIR	1	65.5	0:11.14	1:15.49 [4]	0:58.86 [4]	0:47.72 [3]	0:36.18 [3]	0:24.52 [4]	0:12.56 [4]	4.22L	0:36.18 +2	
		Aidan Holt		1000m	1000m	(0:16.63)	(0:11.14)	(0:11.54)	(0:11.66)	(0:11.96)	(0:12.56)			
5	1	BOLD SANTOS	7	66.7	0:11.23	1:15.57 [5]	0:59.21 [2]	0:47.98 [2]	0:36.47 [2]	0:24.73 [2]	0:12.67 [3]	4.66L	0:36.47 +7	
		Sean Cormack		Overall	1000m	(0:16.36)	(0:11.23)	(0:11.51)	(0:11.74)	(0:12.06)	(0:12.67)			
6	6	FRENCH DRAGON	3	67.5	0:11.16	1:15.62 [6]	0:58.72 [6]	0:47.56 [6]	0:36.06 [5]	0:24.29 [6]	0:12.37 [6]	4.99L	0:36.06 -2	
		Jackson Murphy		Overall	1000m	(0:16.90)	(0:11.16)	(0:11.50)	(0:11.77)	(0:11.92)	(0:12.37)			
7	7	WE US 'N' CO	6	66.2	0:11.22	1:15.65 [7]	0:58.59 [7]	0:47.37 [7]	0:35.89 [7]	0:24.12 [7]	0:12.17 [7]	5.17L	0:35.89 +5	
		Adam Sewell		Overall	1000m	(0:17.06)	(0:11.22)	(0:11.48)	(0:11.77)	(0:11.95)	(0:12.17)			

Scratched: Secret Skyfall (#4)



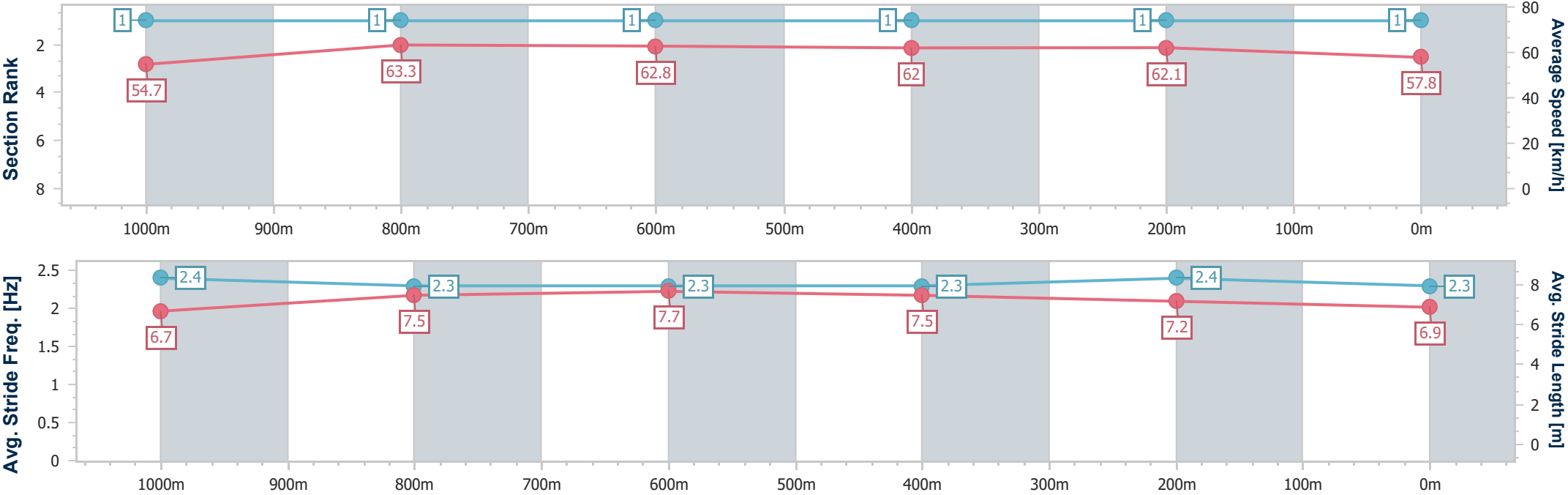
Horse/Jockey Name	Talk Dirty
Final Rank	1
Fastest Section Time (Section)	0:11.19 (1000m)
Top Speed [km/h] (Section)	67.1 (Overall)
Race State	Finished



Ladbrokes Cannon ParkProfessional  
Race 2: Babinda Electrics QTIS Three-Years-Old Maiden  
Handicap - 1250m  
30 September 2025 - 13:44  
Track Rating: Good 4, Weather: Fine, Rail Position: True



Section	Overall	1000m	800m	600m	400m	200m								
Section Times	1:14.78 [1] (0:16.36)	0:58.42 [1] (0:11.19)	0:47.23 [1] (0:11.48)	0:35.75 [1] (0:11.57)	0:24.18 [1] (0:11.72)	0:12.46 [1] (0:12.46)								
Average Speed [km/h]	54.7	63.3	62.8	62.0	62.1	57.8								
Top Speed [km/h]	67.1	64.3	64.0	63.9	63.2	61.1								
Avg. Dist. to Rail [m]	1.4	2.3	0.4	1.3	3.1	2.7								
Avg. Stride Freq. [Hz]	2.4	2.3	2.3	2.3	2.4	2.3								
Avg. Stride Length [m]	6.7	7.5	7.7	7.5	7.2	6.9								





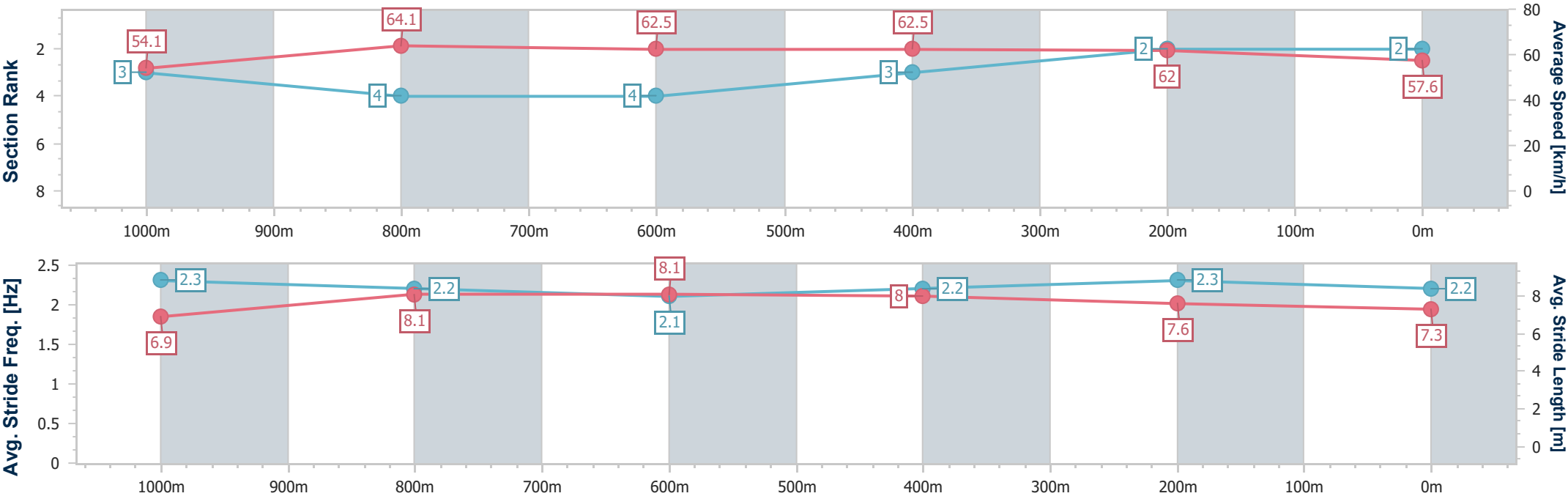
Horse/Jockey Name	Sheza Barbarossa
Final Rank	2
Fastest Section Time (Section)	0:11.24 (1000m)
Top Speed [km/h] (Section)	66.1 (Overall)
Race State	Finished



Ladbrokes Cannon Park Professional  
Race 2: Babinda Electrics QTIS Three-Years-Old Maiden  
Handicap - 1250m  
30 September 2025 - 13:44  
Track Rating: Good 4, Weather: Fine, Rail Position: True



Section	Overall	1000m	800m	600m	400m	200m								
Section Times	1:15.19 [2] (0:16.61)	0:58.58 [3] (0:11.24)	0:47.34 [4] (0:11.49)	0:35.85 [4] (0:11.60)	0:24.25 [3] (0:11.79)	0:12.46 [2] (0:12.46)								
Average Speed [km/h]	54.1	64.1	62.5	62.5	62.0	57.6								
Top Speed [km/h]	66.1	65.6	64.9	63.6	63.0	60.7								
Avg. Dist. to Rail [m]	0.8	1.2	1.0	1.6	5.7	5.4								
Avg. Stride Freq. [Hz]	2.3	2.2	2.1	2.2	2.3	2.2								
Avg. Stride Length [m]	6.9	8.1	8.1	8.0	7.6	7.3								





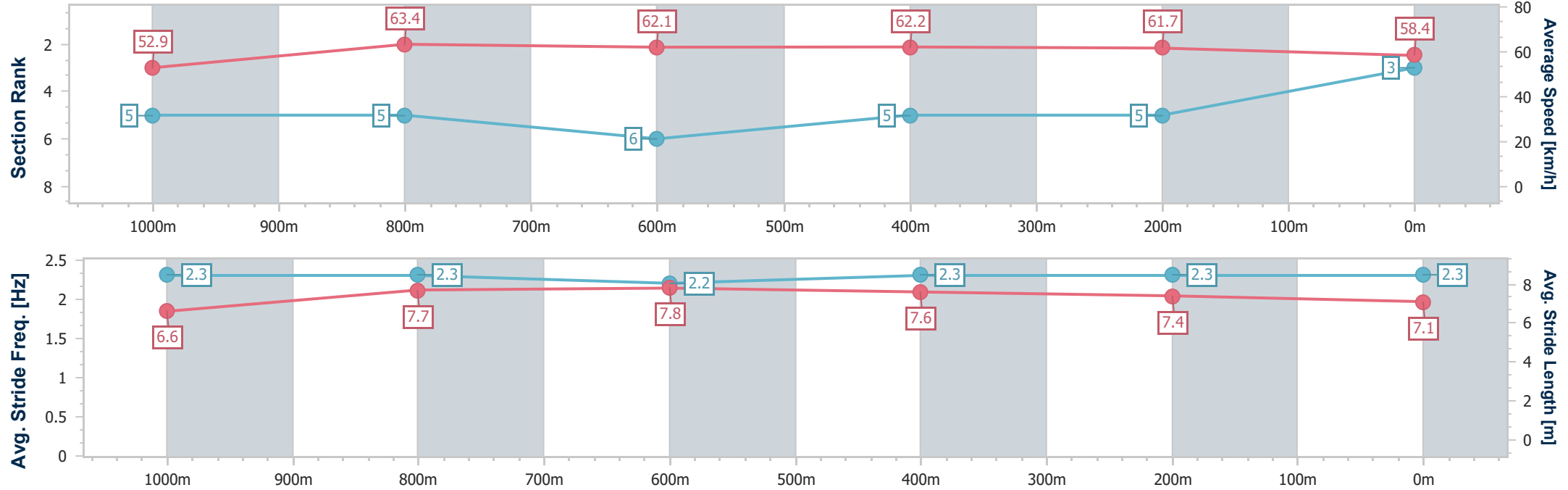
Horse/Jockey Name	Mr Oreo
Final Rank	3
Fastest Section Time (Section)	0:11.20 (1000m)
Top Speed [km/h] (Section)	67.0 (Overall)
Race State	Finished



Ladbrokes Cannon ParkProfessional  
Race 2: Babinda Electrics QTIS Three-Years-Old Maiden  
Handicap - 1250m  
30 September 2025 - 13:44  
Track Rating: Good 4, Weather: Fine, Rail Position: True



Section	Overall	1000m	800m	600m	400m	200m							
Section Times	1:15.43 [3] (0:16.84)	0:58.59 [5] (0:11.20)	0:47.39 [5] (0:11.60)	0:35.79 [6] (0:11.66)	0:24.13 [5] (0:11.79)	0:12.34 [5] (0:12.34)							
Average Speed [km/h]	52.9	63.4	62.1	62.2	61.7	58.4							
Top Speed [km/h]	67.0	64.4	62.8	63.0	63.3	59.8							
Avg. Dist. to Rail [m]	4.4	1.9	0.5	1.5	5.0	6.4							
Avg. Stride Freq. [Hz]	2.3	2.3	2.2	2.3	2.3	2.3							
Avg. Stride Length [m]	6.6	7.7	7.8	7.6	7.4	7.1							







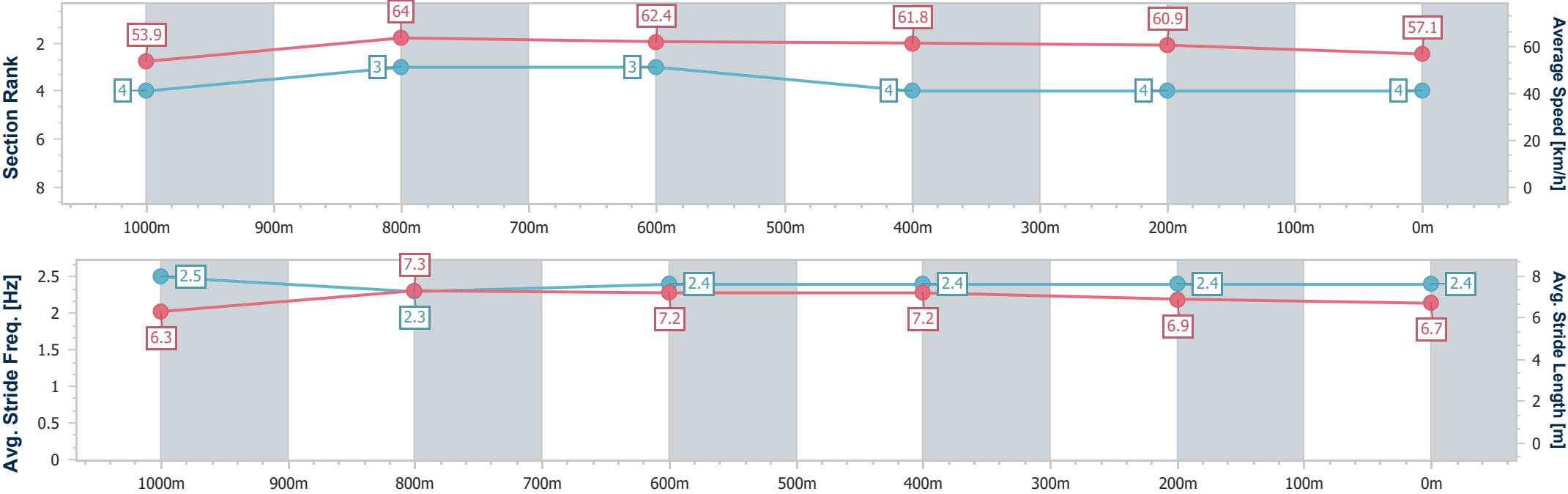
Horse/Jockey Name	Amber Affair
Final Rank	4
Fastest Section Time (Section)	0:11.14 (1000m)
Top Speed [km/h] (Section)	65.5 (1000m)
Race State	Finished



Ladbrokes Cannon Park Professional  
Race 2: Babinda Electrics QTIS Three-Years-Old Maiden  
Handicap - 1250m  
30 September 2025 - 13:44  
Track Rating: Good 4, Weather: Fine, Rail Position: True



Section	Overall	1000m	800m	600m	400m	200m							
Section Times	1:15.49 [4] (0:16.63)	0:58.86 [4] (0:11.14)	0:47.72 [3] (0:11.54)	0:36.18 [3] (0:11.66)	0:24.52 [4] (0:11.96)	0:12.56 [4] (0:12.56)							
Average Speed [km/h]	53.9	64.0	62.4	61.8	60.9	57.1							
Top Speed [km/h]	64.5	65.5	62.6	62.6	61.6	59.9							
Avg. Dist. to Rail [m]	2.0	1.4	0.3	0.8	3.6	4.4							
Avg. Stride Freq. [Hz]	2.5	2.3	2.4	2.4	2.4	2.4							
Avg. Stride Length [m]	6.3	7.3	7.2	7.2	6.9	6.7							





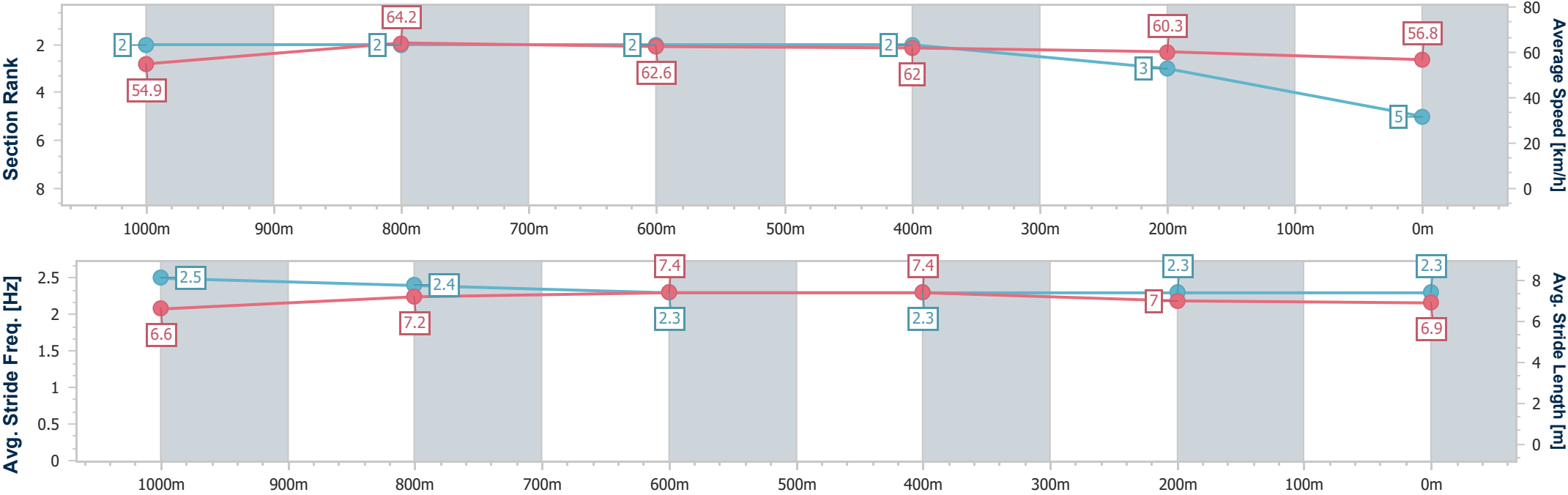
Horse/Jockey Name	Bold Santos
Final Rank	5
Fastest Section Time (Section)	0:11.23 (1000m)
Top Speed [km/h] (Section)	66.7 (Overall)
Race State	Finished



Ladbrokes Cannon Park Professional  
Race 2: Babinda Electrics QTIS Three-Years-Old Maiden  
Handicap - 1250m  
30 September 2025 - 13:44  
Track Rating: Good 4, Weather: Fine, Rail Position: True



Section	Overall	1000m	800m	600m	400m	200m							
Section Times	1:15.57 [5] (0:16.36)	0:59.21 [2] (0:11.23)	0:47.98 [2] (0:11.51)	0:36.47 [2] (0:11.74)	0:24.73 [2] (0:12.06)	0:12.67 [3] (0:12.67)							
Average Speed [km/h]	54.9	64.2	62.6	62.0	60.3	56.8							
Top Speed [km/h]	66.7	66.2	63.5	63.0	61.0	59.2							
Avg. Dist. to Rail [m]	1.3	1.1	2.1	2.1	4.4	6.2							
Avg. Stride Freq. [Hz]	2.5	2.4	2.3	2.3	2.3	2.3							
Avg. Stride Length [m]	6.6	7.2	7.4	7.4	7.0	6.9							





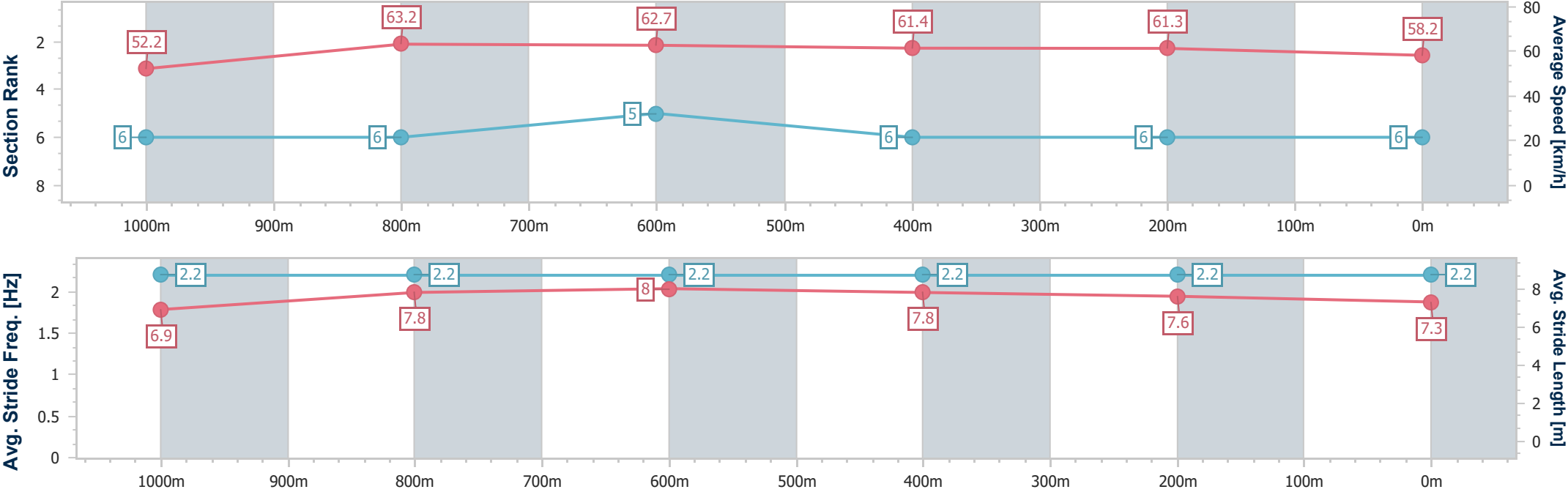
Horse/Jockey Name	French Dragon
Final Rank	6
Fastest Section Time (Section)	0:11.16 (1000m)
Top Speed [km/h] (Section)	67.5 (Overall)
Race State	Finished



Ladbrokes Cannon Park Professional  
Race 2: Babinda Electrics QTIS Three-Years-Old Maiden  
Handicap - 1250m  
30 September 2025 - 13:44  
Track Rating: Good 4, Weather: Fine, Rail Position: True



Section	Overall	1000m	800m	600m	400m	200m							
Section Times	1:15.62 [6] (0:16.90)	0:58.72 [6] (0:11.16)	0:47.56 [6] (0:11.50)	0:36.06 [5] (0:11.77)	0:24.29 [6] (0:11.92)	0:12.37 [6] (0:12.37)							
Average Speed [km/h]	52.2	63.2	62.7	61.4	61.3	58.2							
Top Speed [km/h]	67.5	64.1	63.1	62.9	62.2	60.0							
Avg. Dist. to Rail [m]	6.1	3.0	0.7	1.6	4.2	4.9							
Avg. Stride Freq. [Hz]	2.2	2.2	2.2	2.2	2.2	2.2							
Avg. Stride Length [m]	6.9	7.8	8.0	7.8	7.6	7.3							





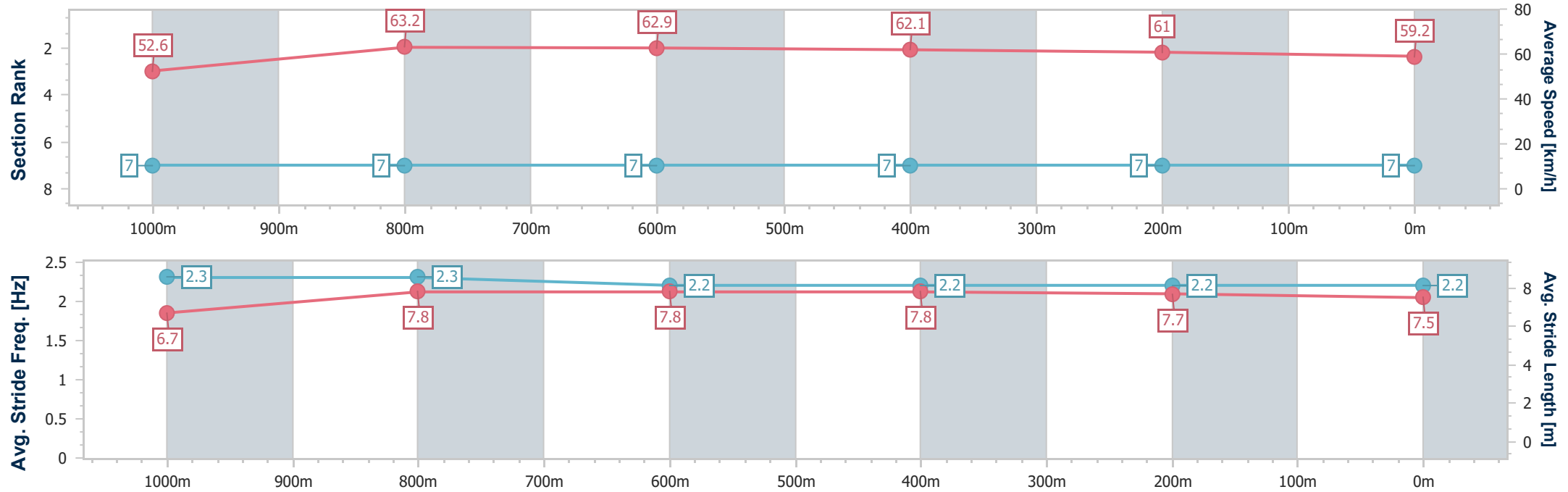
Horse/Jockey Name	We Us 'N' Co
Final Rank	7
Fastest Section Time (Section)	0:11.22 (1000m)
Top Speed [km/h] (Section)	66.2 (Overall)
Race State	Finished



Ladbroke's Cannon Park Professional  
Race 2: Babinda Electrics QTIS Three-Years-Old Maiden  
Handicap - 1250m  
30 September 2025 - 13:44  
Track Rating: Good 4, Weather: Fine, Rail Position: True



Section	Overall	1000m	800m	600m	400m	200m								
Section Times	1:15.65 [7] (0:17.06)	0:58.59 [7] (0:11.22)	0:47.37 [7] (0:11.48)	0:35.89 [7] (0:11.77)	0:24.12 [7] (0:11.95)	0:12.17 [7] (0:12.17)								
Average Speed [km/h]	52.6	63.2	62.9	62.1	61.0	59.2								
Top Speed [km/h]	66.2	64.4	65.0	65.2	61.7	60.6								
Avg. Dist. to Rail [m]	1.5	2.0	0.8	2.3	5.3	6.6								
Avg. Stride Freq. [Hz]	2.3	2.3	2.2	2.2	2.2	2.2								
Avg. Stride Length [m]	6.7	7.8	7.8	7.8	7.7	7.5								





**Ladbrokes Cannon Park Professional**  
**Race 3: All Construction Approvals BM68 Handicap - 1400m**  
**30 September 2025 - 14:17**



Track Rating: Good 4, Weather: Fine, Rail Position: True

Section		Overall				1200m	1000m	800m	600m	400m	Last 600m	
Field Times		1:22.34				1:08.67	0:57.57	0:46.44	0:35.47	0:24.20	0:35.47	
		(0:13.67)				(0:11.10)	(0:11.13)	(0:10.97)	(0:11.27)	(0:11.91)		
Rank	TAB	Horse/Jockey	Barrier	Top Speed [km/h]	Fastest Section							Distance Travelled [m]
1	3	COLOURS OF AUTUMN	1	66.8	0:10.96	1:22.34 [1]	1:08.08 [3]	0:57.12 [3]	0:46.00 [3]	0:35.00 [3]	0:23.83 [3]	0:35.00
		Sean Cormack		1200m	1200m	(0:14.26)	(0:10.96)	(0:11.12)	(0:11.00)	(0:11.17)	(0:11.68)	
2	1	OLYMPIC KORCHNOI	6	66.4	0:10.83	1:22.80 [2]	1:08.15 [6]	0:57.32 [6]	0:46.28 [5]	0:35.26 [5]	0:23.83 [5]	0:35.26 +3
		Lauren Guernier		1200m	1200m	(0:14.65)	(0:10.83)	(0:11.04)	(0:11.02)	(0:11.43)	(0:11.58)	
3	6	LISTENTOZOU	4	68.5	0:10.97	1:22.93 [3]	1:09.26 [1]	0:58.16 [1]	0:47.03 [1]	0:36.06 [1]	0:24.79 [1]	0:36.06 -3
		Krysten Swaffer		Overall	800m	(0:13.67)	(0:11.10)	(0:11.13)	(0:10.97)	(0:11.27)	(0:11.91)	
4	2	ARCTIC BEAR	3	67.8	0:10.89	1:22.94 [4]	1:08.46 [5]	0:57.57 [5]	0:46.45 [4]	0:35.44 [4]	0:24.21 [4]	0:35.44 +1
		Ivo Fry		Overall	1200m	(0:14.48)	(0:10.89)	(0:11.12)	(0:11.01)	(0:11.23)	(0:11.81)	
5	5	INDEFINITE	5	66.6	0:11.01	1:23.02 [5]	1:08.72 [4]	0:57.66 [4]	0:46.40 [6]	0:35.39 [6]	0:23.97 [6]	0:35.39 +8
		Aidan Holt		Overall	800m	(0:14.30)	(0:11.06)	(0:11.26)	(0:11.01)	(0:11.42)	(0:11.92)	
6	4	ECLIPSION	2	65.8	0:11.00	1:23.26 [6]	1:09.25 [2]	0:58.25 [2]	0:47.23 [2]	0:36.21 [2]	0:24.79 [2]	0:36.21 +9
		Ryan Wiggins		Overall	1200m	(0:14.01)	(0:11.00)	(0:11.02)	(0:11.02)	(0:11.42)	(0:11.91)	

Scratched: Call Me Hilton (#7)



**Ladbroke's Cannon Park Professional**  
**Race 3: All Construction Approvals BM68 Handicap - 1400m**  
**30 September 2025 - 14:17**



Track Rating: Good 4, Weather: Fine, Rail Position: True

Section		200m					Last 600m		
Field Times		0:12.29 (0:12.29)					0:35.47		
Rank	TAB	Horse/Jockey	Barrier	Top Speed [km/h]	Fastest Section	Margin		Distance Travelled [m]	
1	3	COLOURS OF AUTUMN	1	66.8	0:10.96	0:12.15 [2]	1:22.34	0:35.00	
		Sean Cormack		1200m	1200m	(0:12.15)			
2	1	OLYMPIC KORCHNOI	6	66.4	0:10.83	0:12.25 [5]	2.67L	0:35.26	+3
		Lauren Guernier		1200m	1200m	(0:12.25)			
3	6	LISTENTOZOU	4	68.5	0:10.97	0:12.88 [1]	3.45L	0:36.06	-3
		Krysten Swaffer		Overall	800m	(0:12.88)			
4	2	ARCTIC BEAR	3	67.8	0:10.89	0:12.40 [4]	3.49L	0:35.44	+1
		Ivo Fry		Overall	1200m	(0:12.40)			
5	5	INDEFINITE	5	66.6	0:11.01	0:12.05 [6]	3.96L	0:35.39	+8
		Aidan Holt		Overall	800m	(0:12.05)			
6	4	ECLIPSION	2	65.8	0:11.00	0:12.88 [3]	5.42L	0:36.21	+9
		Ryan Wiggins		Overall	1200m	(0:12.88)			

Scratched: Call Me Hilton (#7)



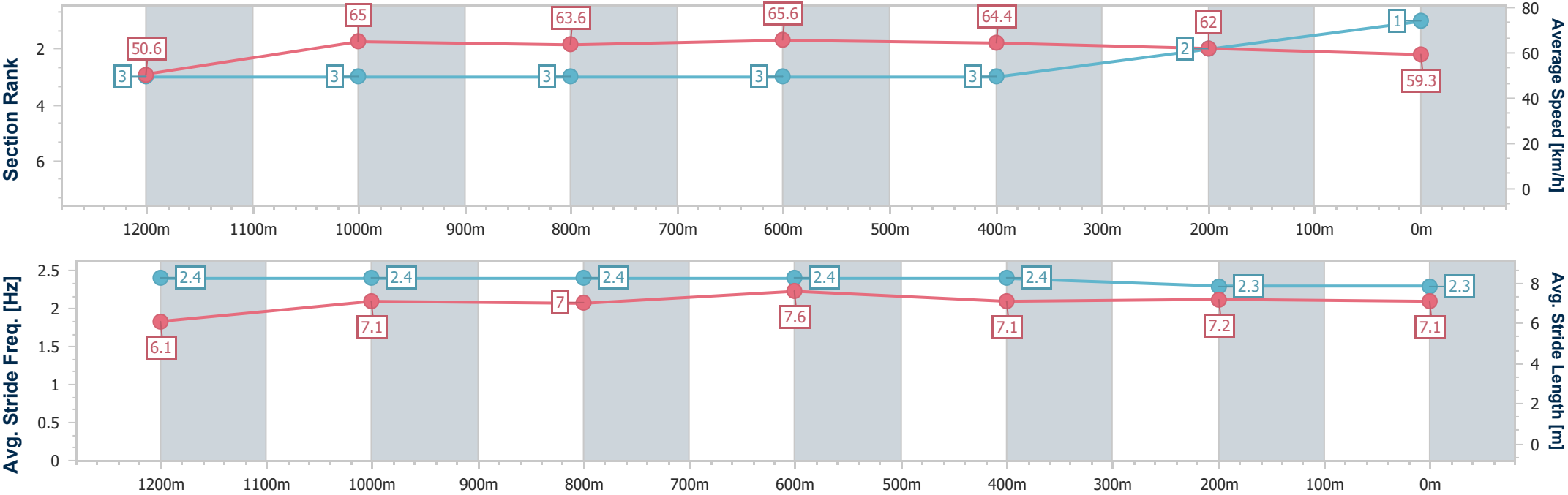
Horse/Jockey Name	Colours Of Autumn
Final Rank	1
Fastest Section Time (Section)	0:10.96 (1200m)
Top Speed [km/h] (Section)	66.8 (1200m)
Race State	Finished



Ladbrokes Cannon ParkProfessional  
Race 3: All Construction Approvals BM68 Handicap - 1400m  
30 September 2025 - 14:17  
Track Rating: Good 4, Weather: Fine, Rail Position: True



Section	Overall	1200m	1000m	800m	600m	400m	200m						
Section Times	1:22.34 [1] (0:14.26)	1:08.08 [3] (0:10.96)	0:57.12 [3] (0:11.12)	0:46.00 [3] (0:11.00)	0:35.00 [3] (0:11.17)	0:23.83 [3] (0:11.68)	0:12.15 [2] (0:12.15)						
Average Speed [km/h]	50.6	65.0	63.6	65.6	64.4	62.0	59.3						
Top Speed [km/h]	66.5	66.8	65.1	66.0	65.5	63.4	61.0						
Avg. Dist. to Rail [m]	1.7	2.0	2.5	1.0	1.1	4.2	6.3						
Avg. Stride Freq. [Hz]	2.4	2.4	2.4	2.4	2.4	2.3	2.3						
Avg. Stride Length [m]	6.1	7.1	7.0	7.6	7.1	7.2	7.1						





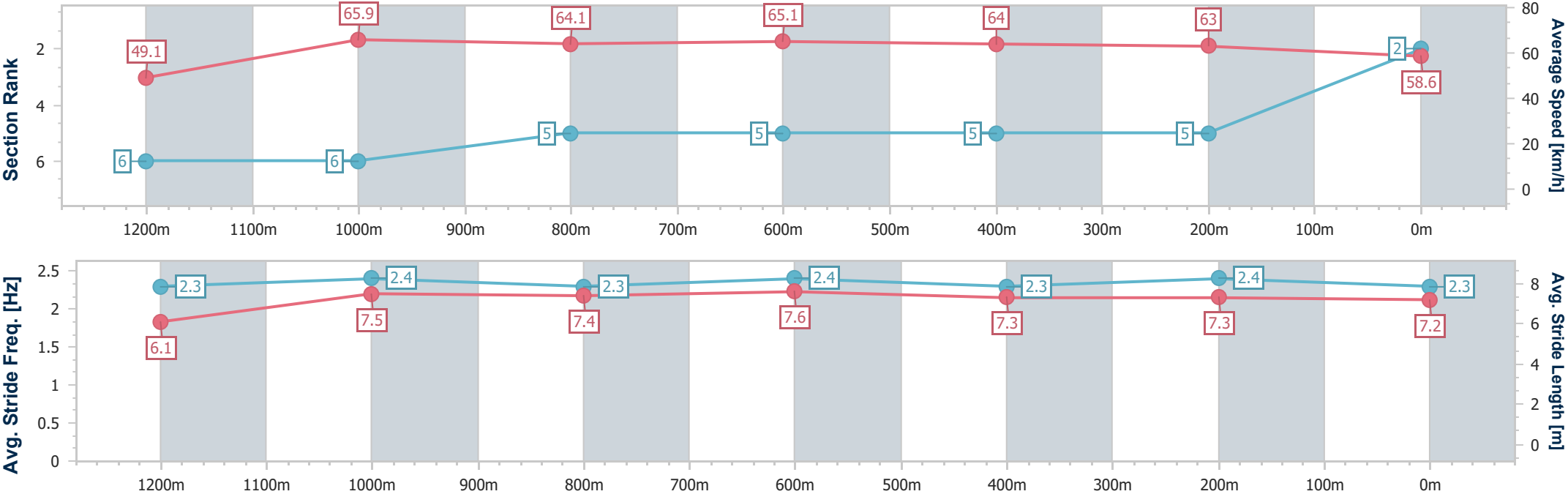
Horse/Jockey Name	Olympic Korchnoi
Final Rank	2
Fastest Section Time (Section)	0:10.83 (1200m)
Top Speed [km/h] (Section)	66.4 (1200m)
Race State	Finished



Ladbrokes Cannon ParkProfessional  
Race 3: All Construction Approvals BM68 Handicap - 1400m  
30 September 2025 - 14:17  
Track Rating: Good 4, Weather: Fine, Rail Position: True



Section	Overall	1200m	1000m	800m	600m	400m	200m						
Section Times	1:22.80 [2] (0:14.65)	1:08.15 [6] (0:10.83)	0:57.32 [6] (0:11.04)	0:46.28 [5] (0:11.02)	0:35.26 [5] (0:11.43)	0:23.83 [5] (0:11.58)	0:12.25 [5] (0:12.25)						
Average Speed [km/h]	49.1	65.9	64.1	65.1	64.0	63.0	58.6						
Top Speed [km/h]	65.0	66.4	65.4	65.7	65.1	64.1	62.2						
Avg. Dist. to Rail [m]	3.4	2.1	2.7	0.6	1.7	5.0	5.2						
Avg. Stride Freq. [Hz]	2.3	2.4	2.3	2.4	2.3	2.4	2.3						
Avg. Stride Length [m]	6.1	7.5	7.4	7.6	7.3	7.3	7.2						



[ ] Ranking at each section and finish  
-.-.- No data available at this section  
NA No data available





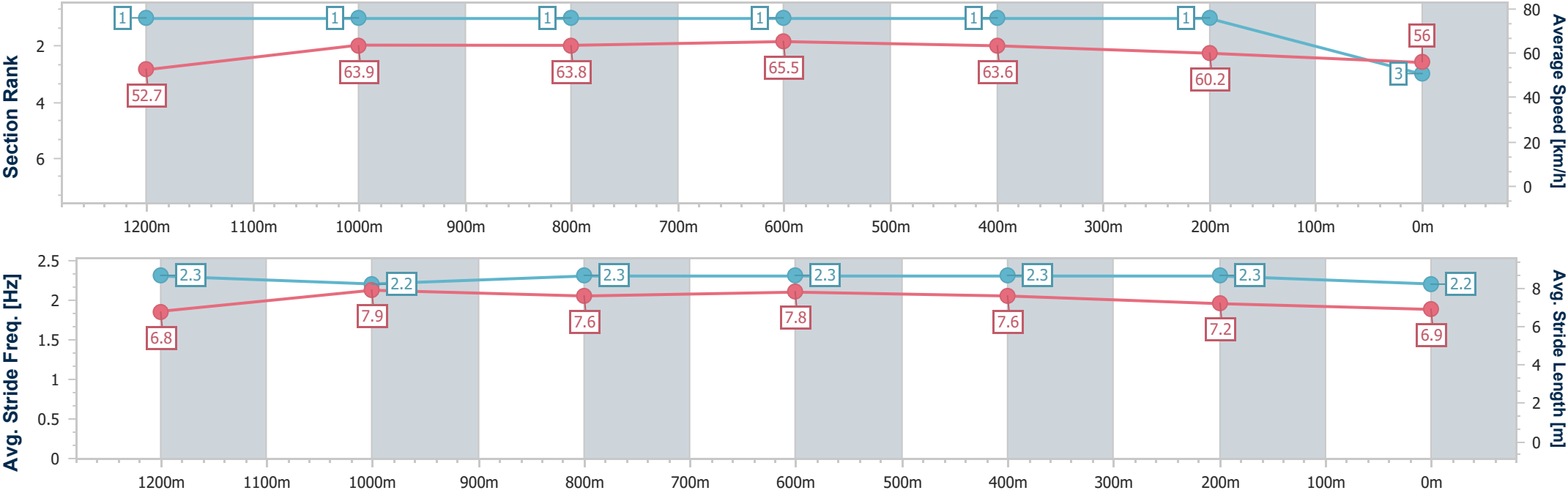
Horse/Jockey Name	Listentozou
Final Rank	3
Fastest Section Time (Section)	0:10.97 (800m)
Top Speed [km/h] (Section)	68.5 (Overall)
Race State	Finished



Ladbrokes Cannon ParkProfessional  
Race 3: All Construction Approvals BM68 Handicap - 1400m  
30 September 2025 - 14:17  
Track Rating: Good 4, Weather: Fine, Rail Position: True



Section	Overall	1200m	1000m	800m	600m	400m	200m						
Section Times	1:22.93 [3] (0:13.67)	1:09.26 [1] (0:11.10)	0:58.16 [1] (0:11.13)	0:47.03 [1] (0:10.97)	0:36.06 [1] (0:11.27)	0:24.79 [1] (0:11.91)	0:12.88 [1] (0:12.88)						
Average Speed [km/h]	52.7	63.9	63.8	65.5	63.6	60.2	56.0						
Top Speed [km/h]	68.5	66.8	64.4	66.5	65.8	62.4	58.2						
Avg. Dist. to Rail [m]	2.0	3.7	2.1	0.2	0.6	0.8	0.6						
Avg. Stride Freq. [Hz]	2.3	2.2	2.3	2.3	2.3	2.3	2.2						
Avg. Stride Length [m]	6.8	7.9	7.6	7.8	7.6	7.2	6.9						





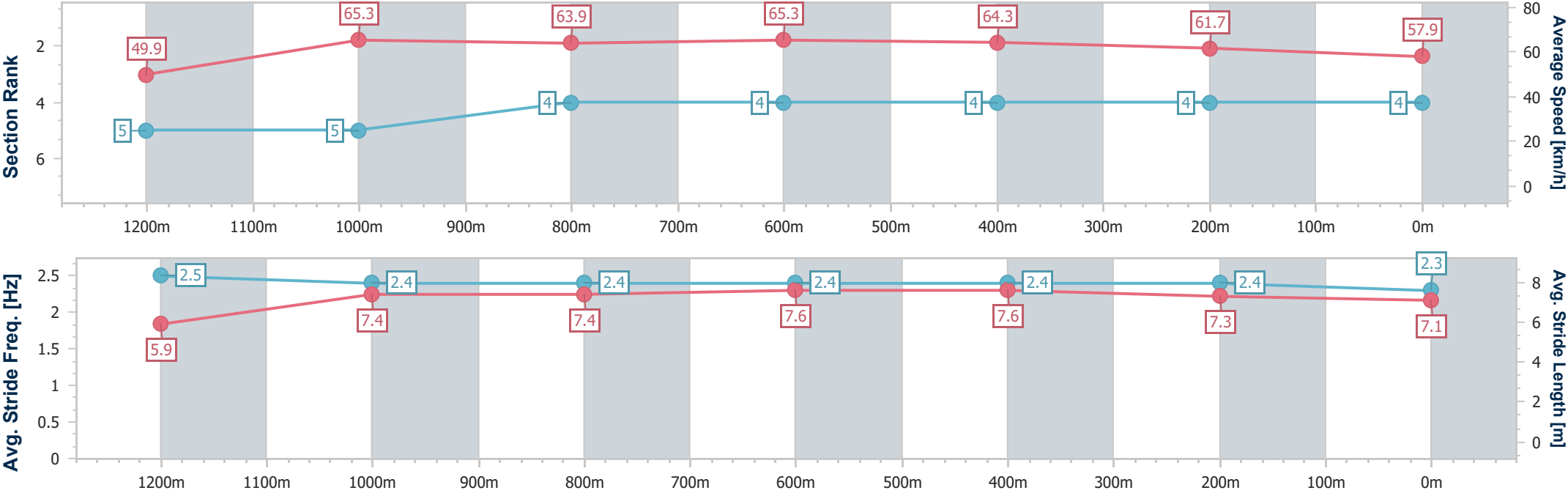
Horse/Jockey Name	Arctic Bear
Final Rank	4
Fastest Section Time (Section)	0:10.89 (1200m)
Top Speed [km/h] (Section)	67.8 (Overall)
Race State	Finished



Ladbrokes Cannon ParkProfessional  
Race 3: All Construction Approvals BM68 Handicap - 1400m  
30 September 2025 - 14:17  
Track Rating: Good 4, Weather: Fine, Rail Position: True



Section	Overall	1200m	1000m	800m	600m	400m	200m						
Section Times	1:22.94 [4] (0:14.48)	1:08.46 [5] (0:10.89)	0:57.57 [5] (0:11.12)	0:46.45 [4] (0:11.01)	0:35.44 [4] (0:11.23)	0:24.21 [4] (0:11.81)	0:12.40 [4] (0:12.40)						
Average Speed [km/h]	49.9	65.3	63.9	65.3	64.3	61.7	57.9						
Top Speed [km/h]	67.8	66.3	65.7	66.4	65.7	63.0	59.9						
Avg. Dist. to Rail [m]	3.8	3.5	1.8	0.4	1.1	5.1	6.9						
Avg. Stride Freq. [Hz]	2.5	2.4	2.4	2.4	2.4	2.4	2.3						
Avg. Stride Length [m]	5.9	7.4	7.4	7.6	7.6	7.3	7.1						





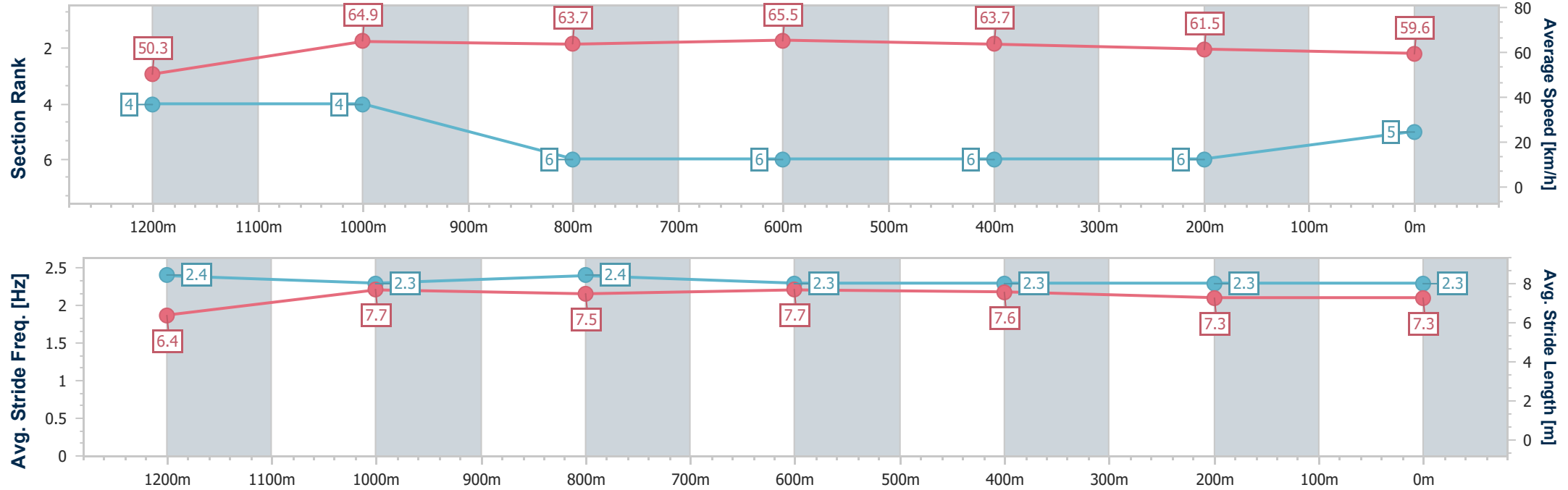
Horse/Jockey Name	Indefinite
Final Rank	5
Fastest Section Time (Section)	0:11.01 (800m)
Top Speed [km/h] (Section)	66.6 (Overall)
Race State	Finished



Ladbrokes Cannon Park Professional  
Race 3: All Construction Approvals BM68 Handicap - 1400m  
30 September 2025 - 14:17  
Track Rating: Good 4, Weather: Fine, Rail Position: True



Section	Overall	1200m	1000m	800m	600m	400m	200m						
Section Times	1:23.02 [5] (0:14.30)	1:08.72 [4] (0:11.06)	0:57.66 [4] (0:11.26)	0:46.40 [6] (0:11.01)	0:35.39 [6] (0:11.42)	0:23.97 [6] (0:11.92)	0:12.05 [6] (0:12.05)						
Average Speed [km/h]	50.3	64.9	63.7	65.5	63.7	61.5	59.6						
Top Speed [km/h]	66.6	66.5	65.5	66.1	65.2	63.6	60.3						
Avg. Dist. to Rail [m]	1.9	1.1	1.0	1.6	2.0	5.9	9.1						
Avg. Stride Freq. [Hz]	2.4	2.3	2.4	2.3	2.3	2.3	2.3						
Avg. Stride Length [m]	6.4	7.7	7.5	7.7	7.6	7.3	7.3						



[ ] Ranking at each section and finish  
-.-.- No data available at this section  
NA No data available



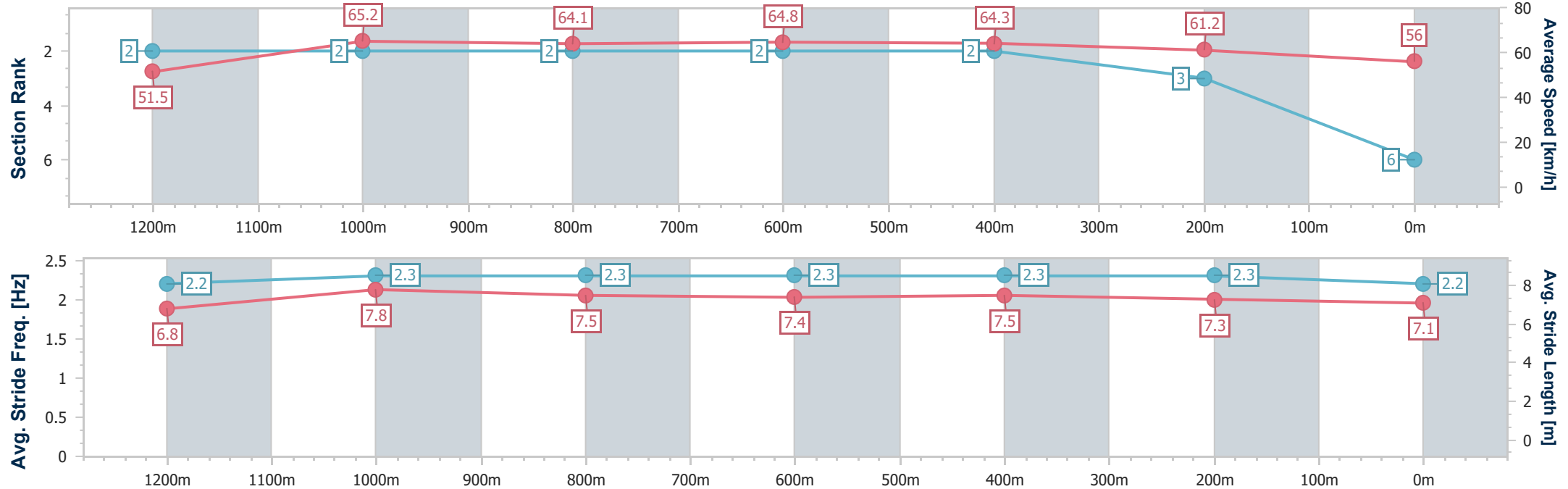
Horse/Jockey Name	Eclipse
Final Rank	6
Fastest Section Time (Section)	0:11.00 (1200m)
Top Speed [km/h] (Section)	65.8 (Overall)
Race State	Finished



Ladbrokes Cannon Park Professional  
Race 3: All Construction Approvals BM68 Handicap - 1400m  
30 September 2025 - 14:17  
Track Rating: Good 4, Weather: Fine, Rail Position: True



Section	Overall	1200m	1000m	800m	600m	400m	200m						
Section Times	1:23.26 [6] (0:14.01)	1:09.25 [2] (0:11.00)	0:58.25 [2] (0:11.02)	0:47.23 [2] (0:11.02)	0:36.21 [2] (0:11.42)	0:24.79 [2] (0:11.91)	0:12.88 [3] (0:12.88)						
Average Speed [km/h]	51.5	65.2	64.1	64.8	64.3	61.2	56.0						
Top Speed [km/h]	65.8	65.8	65.1	65.4	65.7	63.7	59.5						
Avg. Dist. to Rail [m]	1.1	0.6	1.3	1.0	3.1	5.3	7.3						
Avg. Stride Freq. [Hz]	2.2	2.3	2.3	2.3	2.3	2.3	2.2						
Avg. Stride Length [m]	6.8	7.8	7.5	7.4	7.5	7.3	7.1						





**Ladbrokes Cannon Park Professional**  
**Race 4: Mitchell Food Agency OPEN Handicap - 950m**  
**30 September 2025 - 15:00**



Track Rating: Good 4, Weather: Fine, Rail Position: True

Section						Overall	800m	600m	400m	200m	Last 600m		
Field Times						0:53.34 (0:09.95)	0:43.39 (0:10.22)	0:33.17 (0:10.57)	0:22.60 (0:11.04)	0:11.56 (0:11.56)	0:33.17		
Rank	TAB	Horse/Jockey	Barrier	Top Speed [km/h]	Fastest Section						Margin		
1	1	MISSILE THUNDER	4	71.1	0:09.95	0:53.34 [1]	0:43.39 [1]	0:33.17 [1]	0:22.60 [1]	0:11.56 [1]	0:53.34	0:33.17	
		Lauren Guernier		800m	Overall	(0:09.95)	(0:10.22)	(0:10.57)	(0:11.04)	(0:11.56)			
2	6	BLOOMIN' RIPPER	2	70.3	0:10.22	0:53.36 [2]	0:43.14 [3]	0:32.84 [3]	0:22.37 [3]	0:11.43 [2]	0.1L	0:32.84 -1	
		Tyler Leslight		800m	Overall	(0:10.22)	(0:10.30)	(0:10.47)	(0:10.94)	(0:11.43)			
3	3	SPIRIT MEISTER	5	71.1	0:09.96	0:53.57 [3]	0:43.61 [2]	0:33.37 [2]	0:22.68 [2]	0:11.59 [3]	1.31L	0:33.37 +4	
		Jackson Murphy		800m	Overall	(0:09.96)	(0:10.24)	(0:10.69)	(0:11.09)	(0:11.59)			
4	7	RUBY CHICKS	3	72.5	0:10.15	0:53.78 [4]	0:43.30 [5]	0:33.15 [5]	0:22.56 [5]	0:11.66 [4]	2.55L	0:33.15 +0	
		Adam Sewell		800m	800m	(0:10.48)	(0:10.15)	(0:10.59)	(0:10.90)	(0:11.66)			
5	2	LOUD NOISE	6	71.0	0:10.27	0:54.04 [5]	0:43.77 [4]	0:33.50 [4]	0:22.86 [4]	0:11.76 [5]	4.11L	0:33.50 +5	
		Krysten Swaffer		800m	Overall	(0:10.27)	(0:10.27)	(0:10.64)	(0:11.10)	(0:11.76)			
6	4	ALI'S JAB	7	71.8	0:10.14	0:54.14 [6]	0:43.62 [6]	0:33.48 [6]	0:22.81 [6]	0:11.60 [6]	4.7L	0:33.48 +4	
		Wanderson D'Avila		800m	800m	(0:10.52)	(0:10.14)	(0:10.67)	(0:11.21)	(0:11.60)			

Scratched: Saturday Vibes (#5)



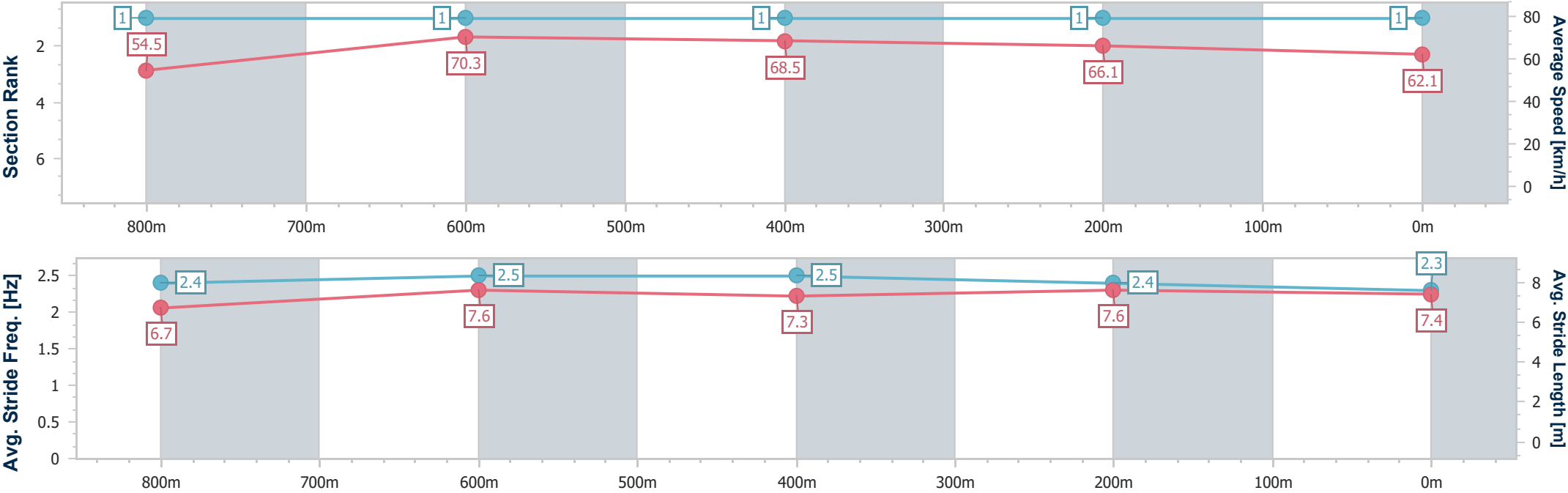
Horse/Jockey Name	Missile Thunder
Final Rank	1
Fastest Section Time (Section)	0:09.95 (Overall)
Top Speed [km/h] (Section)	71.1 (800m)
Race State	Finished



Ladbrokes Cannon ParkProfessional  
Race 4: Mitchell Food Agency OPEN Handicap - 950m  
30 September 2025 - 15:00  
Track Rating: Good 4, Weather: Fine, Rail Position: True



Section	Overall	800m	600m	400m	200m									
Section Times	0:53.34 [1] (0:09.95)	0:43.39 [1] (0:10.22)	0:33.17 [1] (0:10.57)	0:22.60 [1] (0:11.04)	0:11.56 [1] (0:11.56)									
Average Speed [km/h]	54.5	70.3	68.5	66.1	62.1									
Top Speed [km/h]	70.2	71.1	70.1	68.0	64.3									
Avg. Dist. to Rail [m]	3.2	0.4	1.4	3.9	3.3									
Avg. Stride Freq. [Hz]	2.4	2.5	2.5	2.4	2.3									
Avg. Stride Length [m]	6.7	7.6	7.3	7.6	7.4									





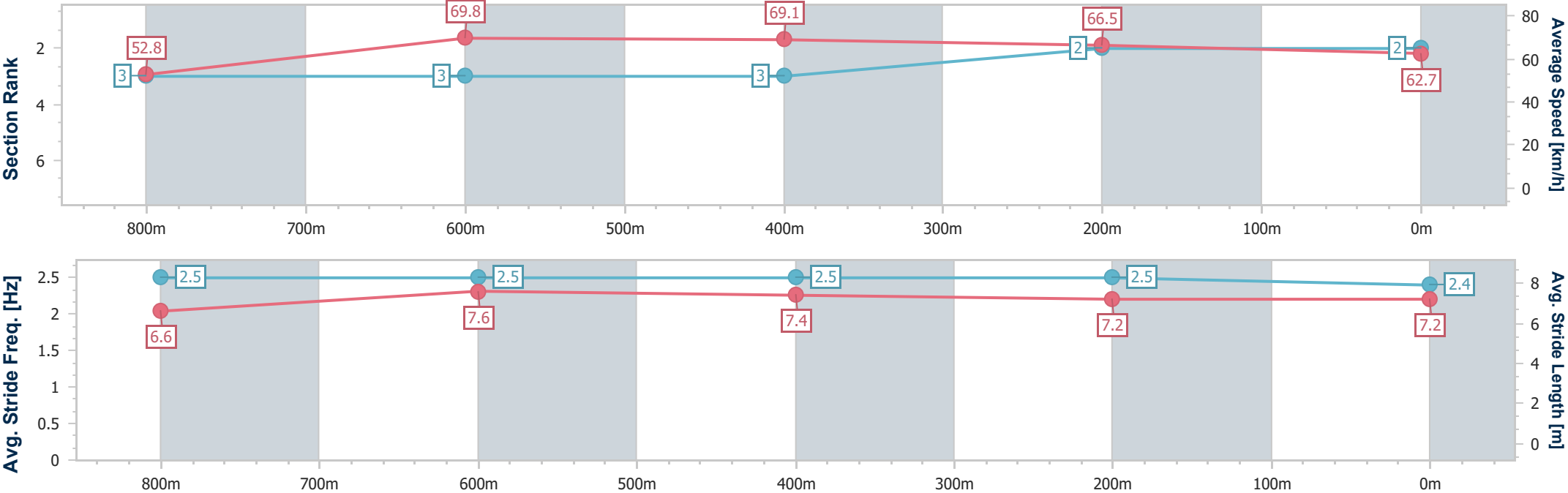
Horse/Jockey Name	Bloomin' Ripper
Final Rank	2
Fastest Section Time (Section)	0:10.22 (Overall)
Top Speed [km/h] (Section)	70.3 (800m)
Race State	Finished



Ladbrokes Cannon ParkProfessional  
Race 4: Mitchell Food Agency OPEN Handicap - 950m  
30 September 2025 - 15:00  
Track Rating: Good 4, Weather: Fine, Rail Position: True



Section	Overall	800m	600m	400m	200m										
Section Times	0:53.36 [2] (0:10.22)	0:43.14 [3] (0:10.30)	0:32.84 [3] (0:10.47)	0:22.37 [3] (0:10.94)	0:11.43 [2] (0:11.43)										
Average Speed [km/h]	52.8	69.8	69.1	66.5	62.7										
Top Speed [km/h]	69.5	70.3	70.2	67.5	65.7										
Avg. Dist. to Rail [m]	2.5	0.6	1.4	3.3	4.9										
Avg. Stride Freq. [Hz]	2.5	2.5	2.5	2.5	2.4										
Avg. Stride Length [m]	6.6	7.6	7.4	7.2	7.2										



[ ] Ranking at each section and finish  
-.-.- No data available at this section  
NA No data available



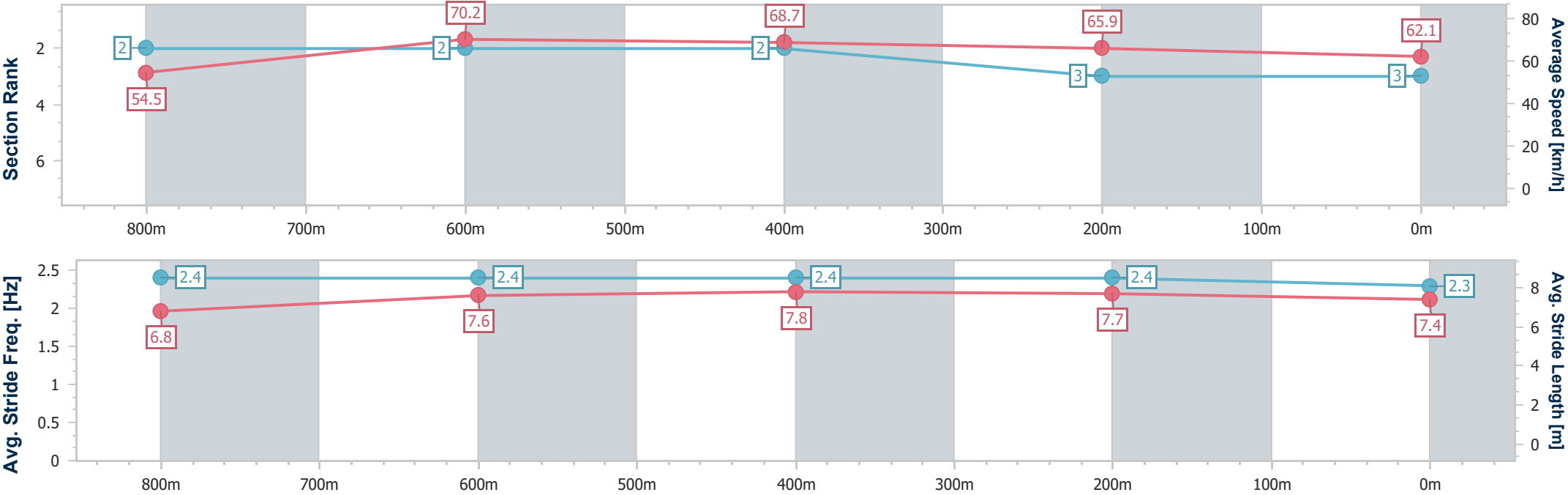
Horse/Jockey Name	Spirit Meister
Final Rank	3
Fastest Section Time (Section)	0:09.96 (Overall)
Top Speed [km/h] (Section)	71.1 (800m)
Race State	Finished



Ladbrokes Cannon ParkProfessional  
Race 4: Mitchell Food Agency OPEN Handicap - 950m  
30 September 2025 - 15:00  
Track Rating: Good 4, Weather: Fine, Rail Position: True



Section	Overall	800m	600m	400m	200m															
Section Times	0:53.57 [3] (0:09.96)	0:43.61 [2] (0:10.24)	0:33.37 [2] (0:10.69)	0:22.68 [2] (0:11.09)	0:11.59 [3] (0:11.59)															
Average Speed [km/h]	54.5	70.2	68.7	65.9	62.1															
Top Speed [km/h]	69.7	71.1	70.3	67.7	63.9															
Avg. Dist. to Rail [m]	3.7	1.0	2.9	5.0	5.4															
Avg. Stride Freq. [Hz]	2.4	2.4	2.4	2.4	2.3															
Avg. Stride Length [m]	6.8	7.6	7.8	7.7	7.4															







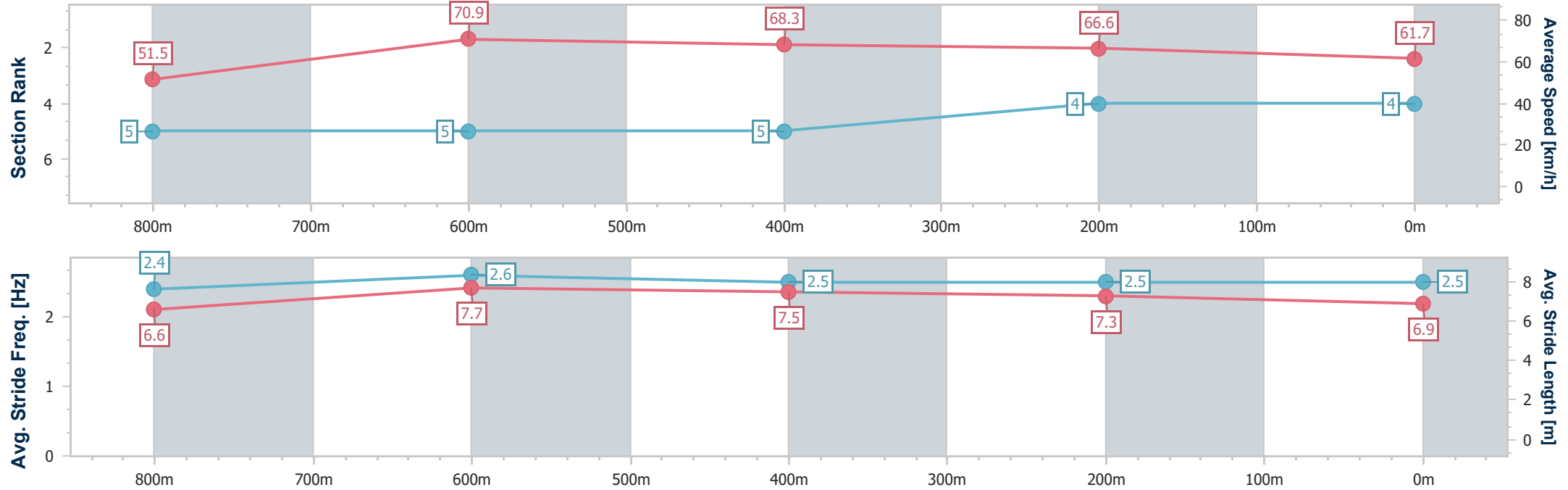
Horse/Jockey Name	Ruby Chicks
Final Rank	4
Fastest Section Time (Section)	0:10.15 (800m)
Top Speed [km/h] (Section)	72.5 (800m)
Race State	Finished



Ladbrokes Cannon ParkProfessional  
Race 4: Mitchell Food Agency OPEN Handicap - 950m  
30 September 2025 - 15:00  
Track Rating: Good 4, Weather: Fine, Rail Position: True



Section	Overall	800m	600m	400m	200m										
Section Times	0:53.78 [4] (0:10.48)	0:43.30 [5] (0:10.15)	0:33.15 [5] (0:10.59)	0:22.56 [5] (0:10.90)	0:11.66 [4] (0:11.66)										
Average Speed [km/h]	51.5	70.9	68.3	66.6	61.7										
Top Speed [km/h]	70.6	72.5	72.2	68.4	64.9										
Avg. Dist. to Rail [m]	2.9	0.9	1.3	4.1	5.1										
Avg. Stride Freq. [Hz]	2.4	2.6	2.5	2.5	2.5										
Avg. Stride Length [m]	6.6	7.7	7.5	7.3	6.9										



- [ ] Ranking at each section and finish
- .-.- No data available at this section
- NA No data available



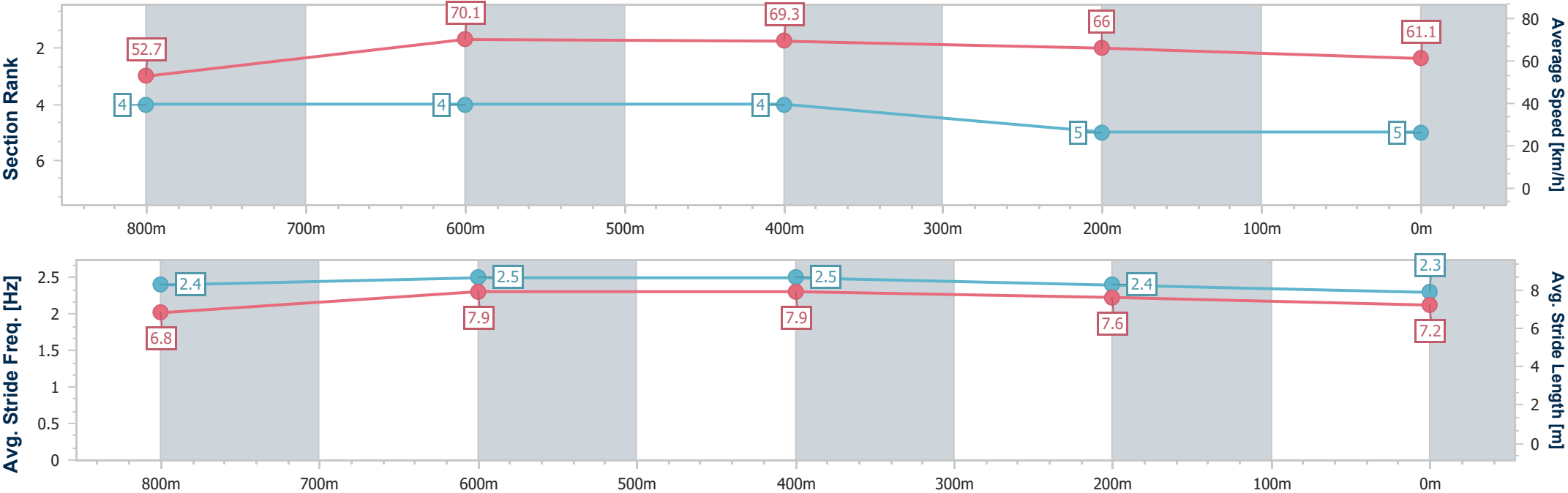
Horse/Jockey Name	Loud Noise
Final Rank	5
Fastest Section Time (Section)	0:10.27 (Overall)
Top Speed [km/h] (Section)	71.0 (800m)
Race State	Finished



Ladbrokes Cannon ParkProfessional  
Race 4: Mitchell Food Agency OPEN Handicap - 950m  
30 September 2025 - 15:00  
Track Rating: Good 4, Weather: Fine, Rail Position: True



Section	Overall	800m	600m	400m	200m															
Section Times	0:54.04 [5] (0:10.27)	0:43.77 [4] (0:10.27)	0:33.50 [4] (0:10.64)	0:22.86 [4] (0:11.10)	0:11.76 [5] (0:11.76)															
Average Speed [km/h]	52.7	70.1	69.3	66.0	61.1															
Top Speed [km/h]	68.8	71.0	70.8	68.5	63.7															
Avg. Dist. to Rail [m]	5.3	1.9	3.7	6.1	6.6															
Avg. Stride Freq. [Hz]	2.4	2.5	2.5	2.4	2.3															
Avg. Stride Length [m]	6.8	7.9	7.9	7.6	7.2															





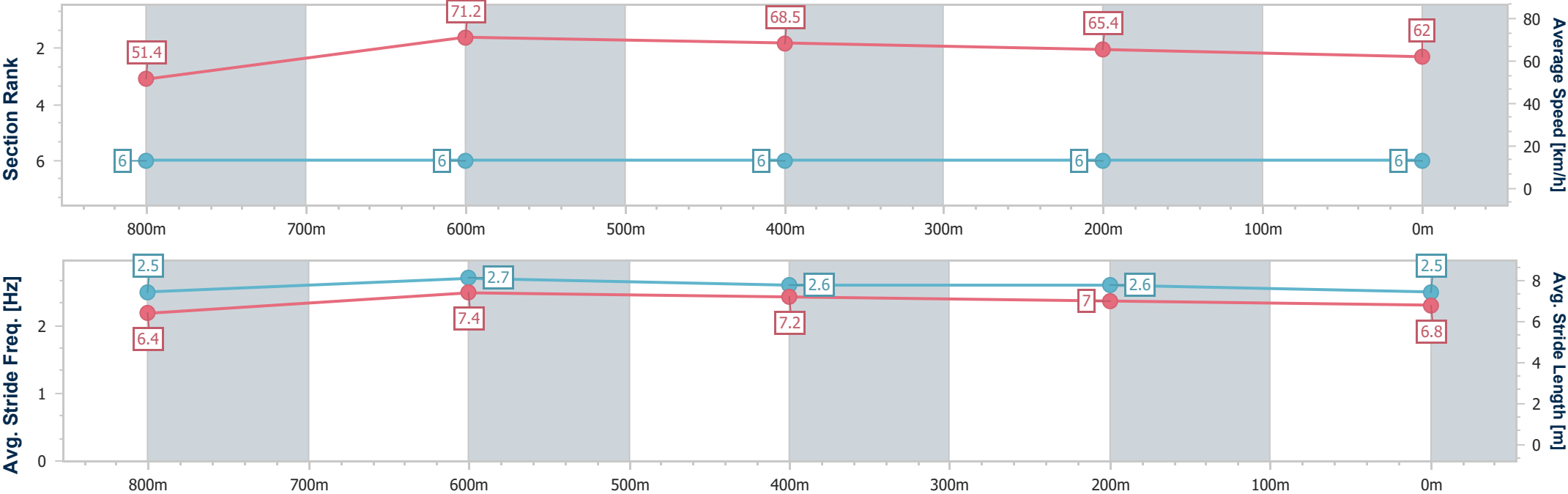
Horse/Jockey Name	Ali's Jab
Final Rank	6
Fastest Section Time (Section)	0:10.14 (800m)
Top Speed [km/h] (Section)	71.8 (800m)
Race State	Finished



Ladbrokes Cannon ParkProfessional  
Race 4: Mitchell Food Agency OPEN Handicap - 950m  
30 September 2025 - 15:00  
Track Rating: Good 4, Weather: Fine, Rail Position: True



Section	Overall	800m	600m	400m	200m										
Section Times	0:54.14 [6] (0:10.52)	0:43.62 [6] (0:10.14)	0:33.48 [6] (0:10.67)	0:22.81 [6] (0:11.21)	0:11.60 [6] (0:11.60)										
Average Speed [km/h]	51.4	71.2	68.5	65.4	62.0										
Top Speed [km/h]	70.5	71.8	71.5	66.5	63.7										
Avg. Dist. to Rail [m]	6.3	1.3	2.2	5.3	3.5										
Avg. Stride Freq. [Hz]	2.5	2.7	2.6	2.6	2.5										
Avg. Stride Length [m]	6.4	7.4	7.2	7.0	6.8										





**Ladbroke's Cannon Park Professional**  
**Race 5: Barrier Reef Business Brokers BM55 Handicap - 1500m**  
**30 September 2025 - 15:39**



Track Rating: Good 4, Weather: Fine, Rail Position: True

Section					Overall	1400m	1200m	1000m	800m	600m	400m	Last 600m		
Field Times					1:29.54 (0:07.97)	1:21.57 (0:11.29)	1:10.28 (0:11.10)	0:59.18 (0:11.56)	0:47.62 (0:11.83)	0:35.79 (0:12.01)	0:23.78 (0:11.81)	0:35.79		
Rank	TAB	Horse/Jockey	Barrier	Top Speed [km/h]	Fastest Section									Distance Travelled [m]
1	3	INNOVATES	2	65.7	0:08.58	1:29.54 [1]	1:20.96 [6]	1:09.69 [5]	0:58.54 [6]	0:46.93 [6]	0:35.27 [6]	0:23.36 [6]	0:35.27	
		Jackson Murphy		1400m	Overall	(0:08.58)	(0:11.27)	(0:11.15)	(0:11.61)	(0:11.66)	(0:11.91)	(0:11.49)		
2	1	AL RAS BLUES	5	65.8	0:08.55	1:29.57 [2]	1:21.02 [5]	1:09.65 [6]	0:58.62 [5]	0:47.20 [4]	0:35.47 [5]	0:23.51 [4]	0:35.47	-3
		Aidan Holt		1200m	Overall	(0:08.55)	(0:11.37)	(0:11.03)	(0:11.42)	(0:11.73)	(0:11.96)	(0:11.87)		
3	2	MELANIN	1	65.7	0:08.25	1:29.69 [3]	1:21.44 [3]	1:10.17 [3]	0:59.06 [3]	0:47.44 [3]	0:35.65 [3]	0:23.79 [3]	0:35.65	-5
		Lacey Morrison		1400m	Overall	(0:08.25)	(0:11.27)	(0:11.11)	(0:11.62)	(0:11.79)	(0:11.86)	(0:11.78)		
4	8	PICCAPEPPA	4	66.1	0:08.40	1:29.82 [4]	1:21.42 [4]	1:10.25 [4]	0:59.12 [4]	0:47.40 [5]	0:35.75 [4]	0:23.76 [4]	0:35.75	+1
		Wanderson D'Avila		1200m	Overall	(0:08.40)	(0:11.17)	(0:11.13)	(0:11.72)	(0:11.65)	(0:11.99)	(0:11.64)		
5	5	THE COPS	6	66.0	0:08.19	1:30.06 [5]	1:21.87 [2]	1:10.76 [2]	0:59.56 [2]	0:47.90 [2]	0:36.17 [2]	0:24.30 [1]	0:36.17	+1
		Ryan Wiggins		1400m	Overall	(0:08.19)	(0:11.11)	(0:11.20)	(0:11.66)	(0:11.73)	(0:11.87)	(0:11.81)		
6	6	HE GOES BOOM	3	65.6	0:07.97	1:30.73 [6]	1:22.76 [1]	1:11.47 [1]	1:00.37 [1]	0:48.81 [1]	0:36.98 [1]	0:24.91 [2]	0:36.98	+1
		Sean Cormack		1400m	Overall	(0:07.97)	(0:11.29)	(0:11.10)	(0:11.56)	(0:11.83)	(0:12.07)	(0:12.02)		

Scratched: Sharman Pete (#4), Lady Of Fortune (#7)



**Ladbroke's Cannon Park Professional**  
**Race 5: Barrier Reef Business Brokers BM55 Handicap - 1500m**  
**30 September 2025 - 15:39**



Track Rating: Good 4, Weather: Fine, Rail Position: True

Section						200m			Last 600m
Field Times						0:11.97			0:35.79
						(0:11.97)			
Rank	TAB	Horse/Jockey	Barrier	Top Speed [km/h]	Fastest Section	Margin		Distance Travelled [m]	
1	3	INNOVATES	2	65.7	0:08.58	0:11.87 [2]	1:29.54	0:35.27	
		Jackson Murphy		1400m	Overall	(0:11.87)			
2	1	AL RAS BLUES	5	65.8	0:08.55	0:11.64 [6]	0.2L	0:35.47	-3
		Aidan Holt		1200m	Overall	(0:11.64)			
3	2	MELANIN	1	65.7	0:08.25	0:12.01 [3]	0.86L	0:35.65	-5
		Lacey Morrison		1400m	Overall	(0:12.01)			
4	8	PICCAPEPPA	4	66.1	0:08.40	0:12.12 [4]	1.63L	0:35.75	+1
		Wanderson D'Avila		1200m	Overall	(0:12.12)			
5	5	THE COPS	6	66.0	0:08.19	0:12.49 [1]	3.08L	0:36.17	+1
		Ryan Wiggins		1400m	Overall	(0:12.49)			
6	6	HE GOES BOOM	3	65.6	0:07.97	0:12.89 [5]	7.02L	0:36.98	+1
		Sean Cormack		1400m	Overall	(0:12.89)			

Scratched: Sharman Pete (#4), Lady Of Fortune (#7)



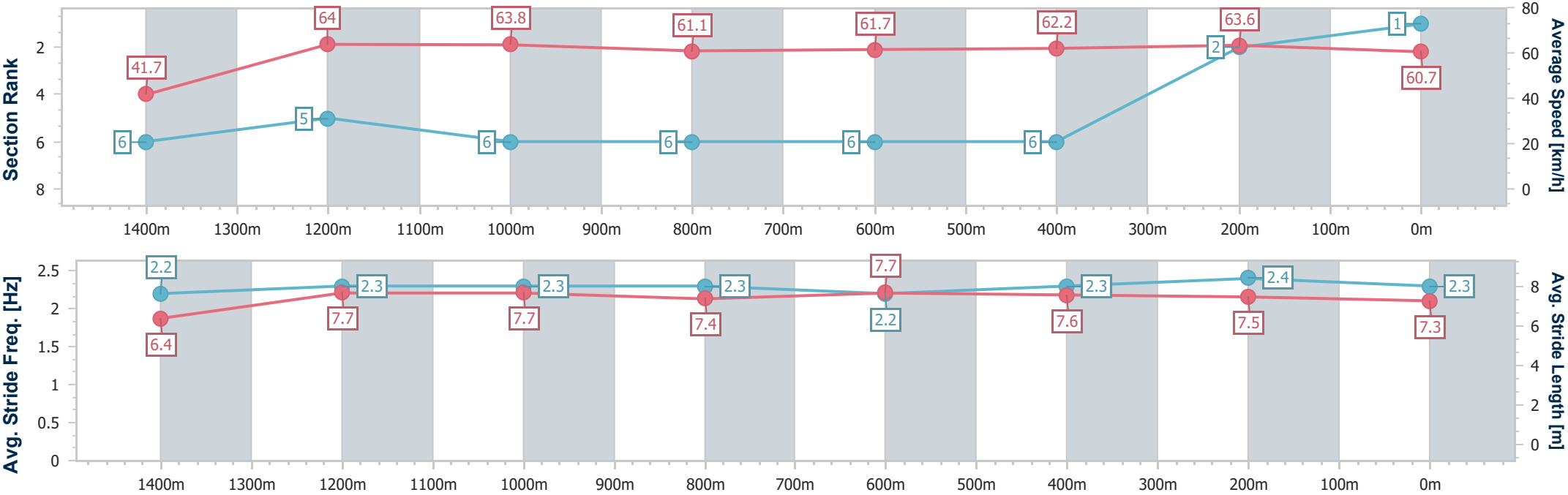
Horse/Jockey Name	Innovates
Final Rank	1
Fastest Section Time (Section)	0:08.58 (Overall)
Top Speed [km/h] (Section)	65.7 (1400m)
Race State	Finished



Ladbrokes Cannon ParkProfessional  
Race 5: Barrier Reef Business Brokers BM55 Handicap - 1500m  
30 September 2025 - 15:39  
Track Rating: Good 4, Weather: Fine, Rail Position: True



Section	Overall	1400m	1200m	1000m	800m	600m	400m	200m					
Section Times	1:29.54 [1] (0:08.58)	1:20.96 [6] (0:11.27)	1:09.69 [5] (0:11.15)	0:58.54 [6] (0:11.61)	0:46.93 [6] (0:11.66)	0:35.27 [6] (0:11.91)	0:23.36 [6] (0:11.49)	0:11.87 [2] (0:11.87)					
Average Speed [km/h]	41.7	64.0	63.8	61.1	61.7	62.2	63.6	60.7					
Top Speed [km/h]	61.1	65.7	64.9	62.9	62.5	64.2	64.6	62.1					
Avg. Dist. to Rail [m]	3.4	4.4	3.6	2.2	1.8	3.6	7.2	11.4					
Avg. Stride Freq. [Hz]	2.2	2.3	2.3	2.3	2.2	2.3	2.4	2.3					
Avg. Stride Length [m]	6.4	7.7	7.7	7.4	7.7	7.6	7.5	7.3					





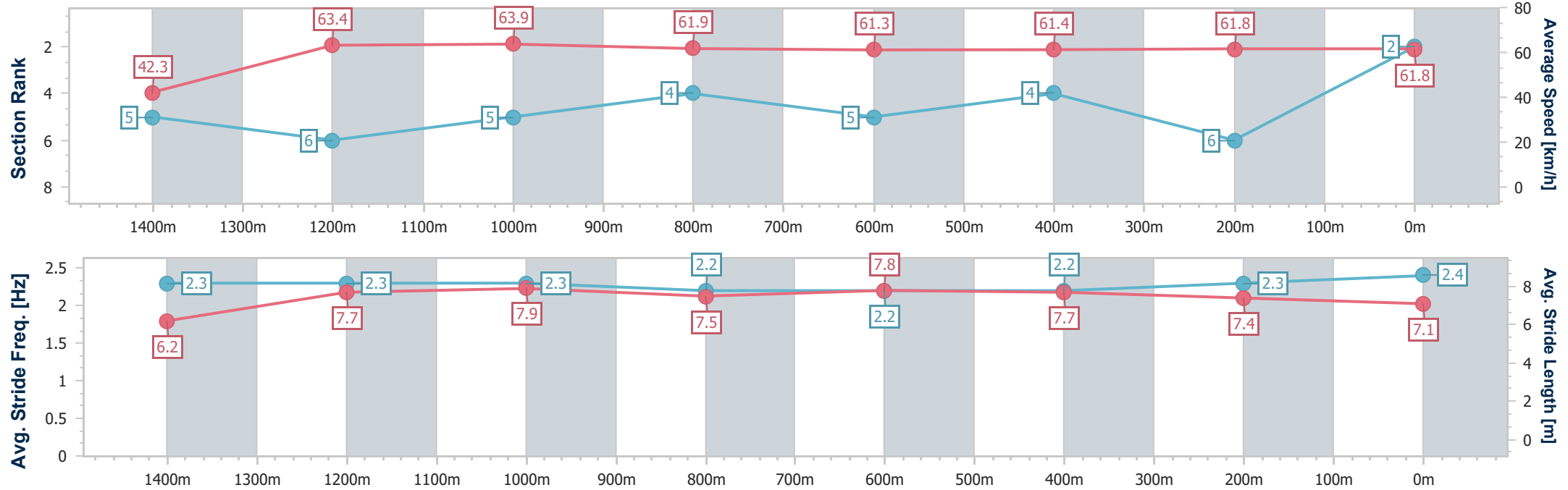
Horse/Jockey Name	Al Ras Blues
Final Rank	2
Fastest Section Time (Section)	0:08.55 (Overall)
Top Speed [km/h] (Section)	65.8 (1200m)
Race State	Finished



Ladbrokes Cannon ParkProfessional  
Race 5: Barrier Reef Business Brokers BM55 Handicap - 1500m  
30 September 2025 - 15:39  
Track Rating: Good 4, Weather: Fine, Rail Position: True



Section	Overall	1400m	1200m	1000m	800m	600m	400m	200m					
Section Times	1:29.57 [2] (0:08.55)	1:21.02 [5] (0:11.37)	1:09.65 [6] (0:11.03)	0:58.62 [5] (0:11.42)	0:47.20 [4] (0:11.73)	0:35.47 [5] (0:11.96)	0:23.51 [4] (0:11.87)	0:11.64 [6] (0:11.64)					
Average Speed [km/h]	42.3	63.4	63.9	61.9	61.3	61.4	61.8	61.8					
Top Speed [km/h]	60.0	65.2	65.8	63.3	62.1	62.3	62.7	62.8					
Avg. Dist. to Rail [m]	1.6	5.2	5.3	2.8	1.1	2.5	8.6	15.7					
Avg. Stride Freq. [Hz]	2.3	2.3	2.3	2.2	2.2	2.2	2.3	2.4					
Avg. Stride Length [m]	6.2	7.7	7.9	7.5	7.8	7.7	7.4	7.1					



[ ] Ranking at each section and finish  
-.-.- No data available at this section  
NA No data available



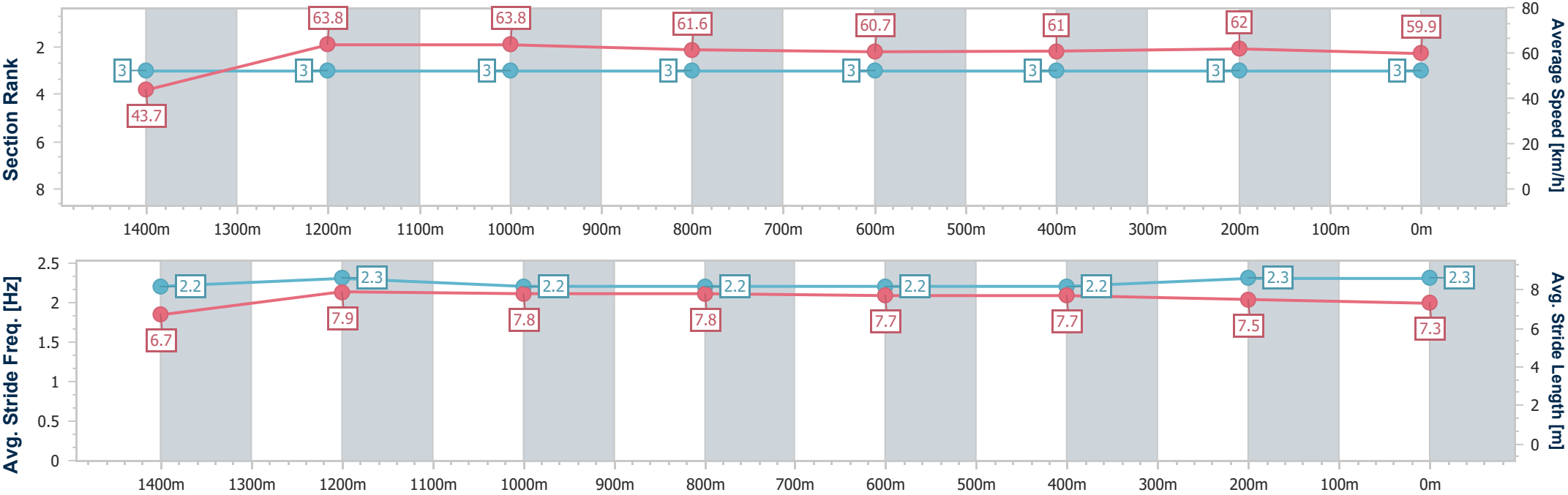
Horse/Jockey Name	Melanin
Final Rank	3
Fastest Section Time (Section)	0:08.25 (Overall)
Top Speed [km/h] (Section)	65.7 (1400m)
Race State	Finished



Ladbrokes Cannon ParkProfessional  
Race 5: Barrier Reef Business Brokers BM55 Handicap - 1500m  
30 September 2025 - 15:39  
Track Rating: Good 4, Weather: Fine, Rail Position: True



Section	Overall	1400m	1200m	1000m	800m	600m	400m	200m					
Section Times	1:29.69 [3] (0:08.25)	1:21.44 [3] (0:11.27)	1:10.17 [3] (0:11.11)	0:59.06 [3] (0:11.62)	0:47.44 [3] (0:11.79)	0:35.65 [3] (0:11.86)	0:23.79 [3] (0:11.78)	0:12.01 [3] (0:12.01)					
Average Speed [km/h]	43.7	63.8	63.8	61.6	60.7	61.0	62.0	59.9					
Top Speed [km/h]	60.7	65.7	65.3	62.2	61.6	62.2	63.5	62.4					
Avg. Dist. to Rail [m]	3.8	4.9	4.3	1.5	0.4	1.4	5.2	6.0					
Avg. Stride Freq. [Hz]	2.2	2.3	2.2	2.2	2.2	2.2	2.3	2.3					
Avg. Stride Length [m]	6.7	7.9	7.8	7.8	7.7	7.7	7.5	7.3					







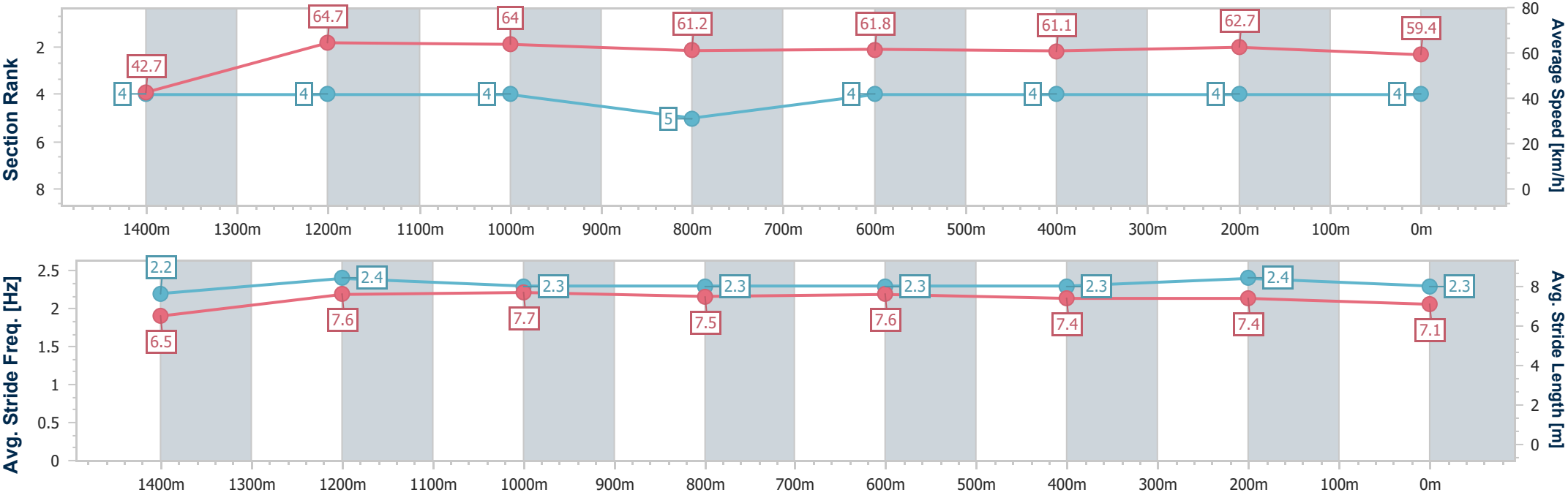
Horse/Jockey Name	Piccapeppa
Final Rank	4
Fastest Section Time (Section)	0:08.40 (Overall)
Top Speed [km/h] (Section)	66.1 (1200m)
Race State	Finished



Ladbrokes Cannon ParkProfessional  
Race 5: Barrier Reef Business Brokers BM55 Handicap - 1500m  
30 September 2025 - 15:39  
Track Rating: Good 4, Weather: Fine, Rail Position: True



Section	Overall	1400m	1200m	1000m	800m	600m	400m	200m					
Section Times	1:29.82 [4] (0:08.40)	1:21.42 [4] (0:11.17)	1:10.25 [4] (0:11.13)	0:59.12 [4] (0:11.72)	0:47.40 [5] (0:11.65)	0:35.75 [4] (0:11.99)	0:23.76 [4] (0:11.64)	0:12.12 [4] (0:12.12)					
Average Speed [km/h]	42.7	64.7	64.0	61.2	61.8	61.1	62.7	59.4					
Top Speed [km/h]	61.0	66.1	66.1	62.2	62.9	63.4	64.0	61.4					
Avg. Dist. to Rail [m]	1.5	3.2	2.8	1.3	2.1	2.9	5.1	8.0					
Avg. Stride Freq. [Hz]	2.2	2.4	2.3	2.3	2.3	2.3	2.4	2.3					
Avg. Stride Length [m]	6.5	7.6	7.7	7.5	7.6	7.4	7.4	7.1					





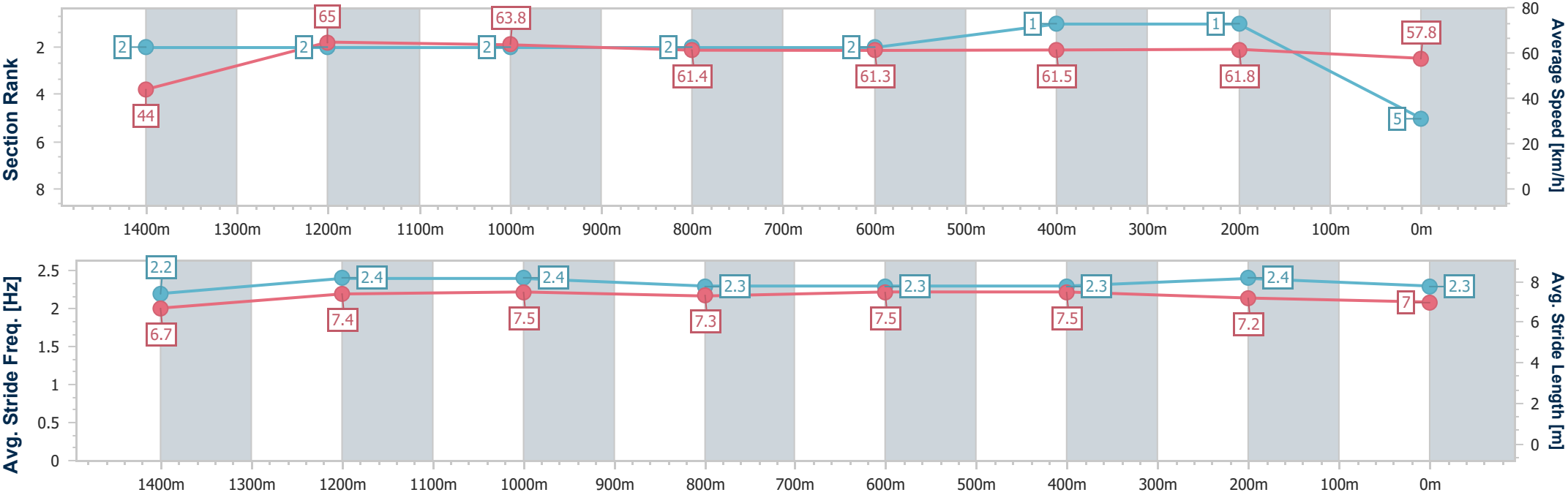
Horse/Jockey Name	The Cops
Final Rank	5
Fastest Section Time (Section)	0:08.19 (Overall)
Top Speed [km/h] (Section)	66.0 (1400m)
Race State	Finished



Ladbroke's Cannon Park Professional  
Race 5: Barrier Reef Business Brokers BM55 Handicap - 1500m  
30 September 2025 - 15:39  
Track Rating: Good 4, Weather: Fine, Rail Position: True



Section	Overall	1400m	1200m	1000m	800m	600m	400m	200m					
Section Times	1:30.06 [5] (0:08.19)	1:21.87 [2] (0:11.11)	1:10.76 [2] (0:11.20)	0:59.56 [2] (0:11.66)	0:47.90 [2] (0:11.73)	0:36.17 [2] (0:11.87)	0:24.30 [1] (0:11.81)	0:12.49 [1] (0:12.49)					
Average Speed [km/h]	44.0	65.0	63.8	61.4	61.3	61.5	61.8	57.8					
Top Speed [km/h]	61.5	66.0	65.2	63.0	61.8	62.2	62.4	60.9					
Avg. Dist. to Rail [m]	3.4	1.2	1.3	1.2	1.9	2.1	5.1	6.8					
Avg. Stride Freq. [Hz]	2.2	2.4	2.4	2.3	2.3	2.3	2.4	2.3					
Avg. Stride Length [m]	6.7	7.4	7.5	7.3	7.5	7.5	7.2	7.0					





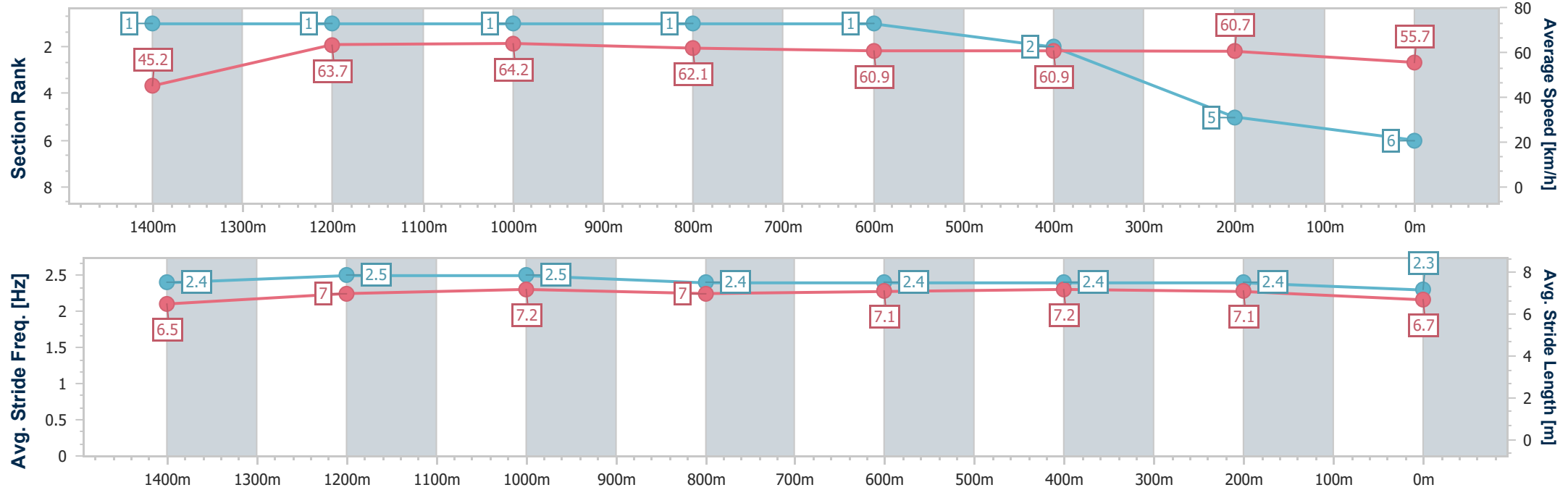
Horse/Jockey Name	He Goes Boom
Final Rank	6
Fastest Section Time (Section)	0:07.97 (Overall)
Top Speed [km/h] (Section)	65.6 (1400m)
Race State	Finished



Ladbrokes Cannon ParkProfessional  
Race 5: Barrier Reef Business Brokers BM55 Handicap - 1500m  
30 September 2025 - 15:39  
Track Rating: Good 4, Weather: Fine, Rail Position: True



Section	Overall	1400m	1200m	1000m	800m	600m	400m	200m					
Section Times	1:30.73 [6] (0:07.97)	1:22.76 [1] (0:11.29)	1:11.47 [1] (0:11.10)	1:00.37 [1] (0:11.56)	0:48.81 [1] (0:11.83)	0:36.98 [1] (0:12.07)	0:24.91 [2] (0:12.02)	0:12.89 [5] (0:12.89)					
Average Speed [km/h]	45.2	63.7	64.2	62.1	60.9	60.9	60.7	55.7					
Top Speed [km/h]	59.6	65.6	65.6	63.0	61.3	61.5	61.8	59.3					
Avg. Dist. to Rail [m]	0.5	2.6	2.6	1.5	2.2	3.2	5.1	7.4					
Avg. Stride Freq. [Hz]	2.4	2.5	2.5	2.4	2.4	2.4	2.4	2.3					
Avg. Stride Length [m]	6.5	7.0	7.2	7.0	7.1	7.2	7.1	6.7					





**Ladbrokes Cannon Park Professional**  
**Race 6: Piccone's Villages BM60 Handicap - 1250m**  
**30 September 2025 - 16:13**



Track Rating: Good 4, Weather: Fine, Rail Position: True

Section		Overall				1000m	800m	600m	400m	200m	Last 600m		
Field Times		1:13.28 (0:16.14)				0:57.14 (0:10.96)	0:46.18 (0:10.90)	0:35.28 (0:11.26)	0:24.02 (0:11.67)	0:12.35 (0:12.35)	0:35.28		
Rank	TAB	Horse/Jockey	Barrier	Top Speed [km/h]	Fastest Section					Margin	Margin	Distance Travelled [m]	
1	1	KING'S HALO	8	67.6	0:10.92	1:13.28 [1]	0:56.49 [4]	0:45.39 [6]	0:34.47 [5]	0:23.38 [5]	0:11.94 [4]	1:13.28	0:34.47
		Ryan Wiggins		600m	800m	(0:16.79)	(0:11.10)	(0:10.92)	(0:11.09)	(0:11.44)	(0:11.94)		
2	6	TARGETED	6	67.3	0:10.90	1:13.38 [2]	0:57.24 [1]	0:46.28 [1]	0:35.38 [1]	0:24.12 [1]	0:12.45 [1]	0.59L	0:35.38
		Krysten Swaffer		Overall	800m	(0:16.14)	(0:10.96)	(0:10.90)	(0:11.26)	(0:11.67)	(0:12.45)		-2
3	3	ELLIE'S DREAM	4	66.7	0:10.90	1:13.42 [3]	0:56.85 [3]	0:45.81 [4]	0:34.91 [3]	0:23.71 [3]	0:12.21 [2]	0.8L	0:34.91
		Sean Cormack		800m	800m	(0:16.57)	(0:11.04)	(0:10.90)	(0:11.20)	(0:11.50)	(0:12.21)		+1
4	7	NOBLE ATTACK	5	67.5	0:10.84	1:13.71 [4]	0:56.84 [5]	0:46.00 [5]	0:34.89 [6]	0:23.78 [6]	0:12.25 [6]	2.5L	0:34.89
		Ivo Fry		1000m	1000m	(0:16.87)	(0:10.84)	(0:11.11)	(0:11.11)	(0:11.53)	(0:12.25)		-5
5	8	OVER THE FALLS	2	67.5	0:10.94	1:13.71 [5]	0:57.28 [2]	0:46.20 [3]	0:35.26 [2]	0:23.96 [4]	0:12.39 [3]	2.52L	0:35.26
		Adam Sewell		800m	800m	(0:16.43)	(0:11.08)	(0:10.94)	(0:11.30)	(0:11.57)	(0:12.39)		-1
6	5	PREMIUM STAR	7	67.4	0:11.00	1:14.19 [6]	0:57.15 [6]	0:45.85 [7]	0:34.85 [7]	0:23.79 [7]	0:12.32 [7]	5.32L	0:34.85
		Amanda Thomson		600m	800m	(0:17.04)	(0:11.30)	(0:11.00)	(0:11.06)	(0:11.47)	(0:12.32)		+2
7	2	MUTAFIQ	3	Data was not able to be tracked for this horse		-:--:--	-:--:--	-:--:--	-:--:--	-:--:--	-:--:--	11.22L	-:--:--
		Ashley Butler											----

Scratched: Dreamwoman (#4)



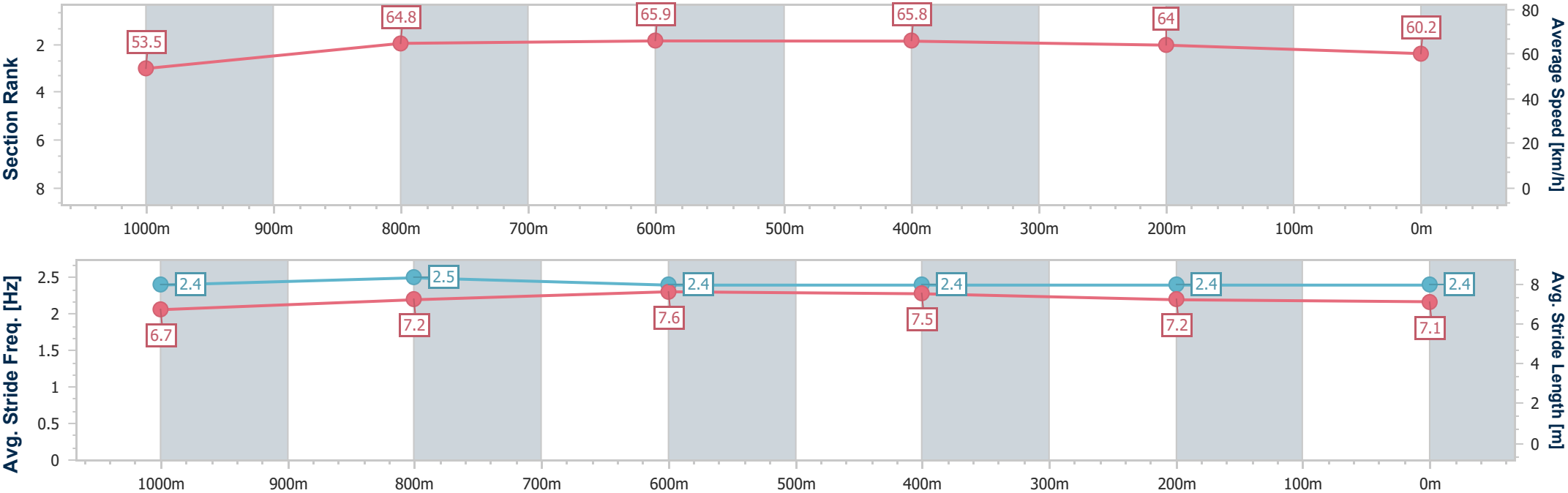
Horse/Jockey Name	King's Halo
Final Rank	1
Fastest Section Time (Section)	0:10.92 (800m)
Top Speed [km/h] (Section)	67.6 (600m)
Race State	Finished



Ladbrokes Cannon ParkProfessional  
Race 6: Piccone's Villages BM60 Handicap - 1250m  
30 September 2025 - 16:13  
Track Rating: Good 4, Weather: Fine, Rail Position: True



Section	Overall	1000m	800m	600m	400m	200m							
Section Times	1:13.28 [1] (0:16.79)	0:56.49 [4] (0:11.10)	0:45.39 [6] (0:10.92)	0:34.47 [5] (0:11.09)	0:23.38 [5] (0:11.44)	0:11.94 [4] (0:11.94)							
Average Speed [km/h]	53.5	64.8	65.9	65.8	64.0	60.2							
Top Speed [km/h]	66.1	66.0	67.2	67.6	65.4	64.0							
Avg. Dist. to Rail [m]	2.2	1.0	1.6	2.1	6.2	6.2							
Avg. Stride Freq. [Hz]	2.4	2.5	2.4	2.4	2.4	2.4							
Avg. Stride Length [m]	6.7	7.2	7.6	7.5	7.2	7.1							





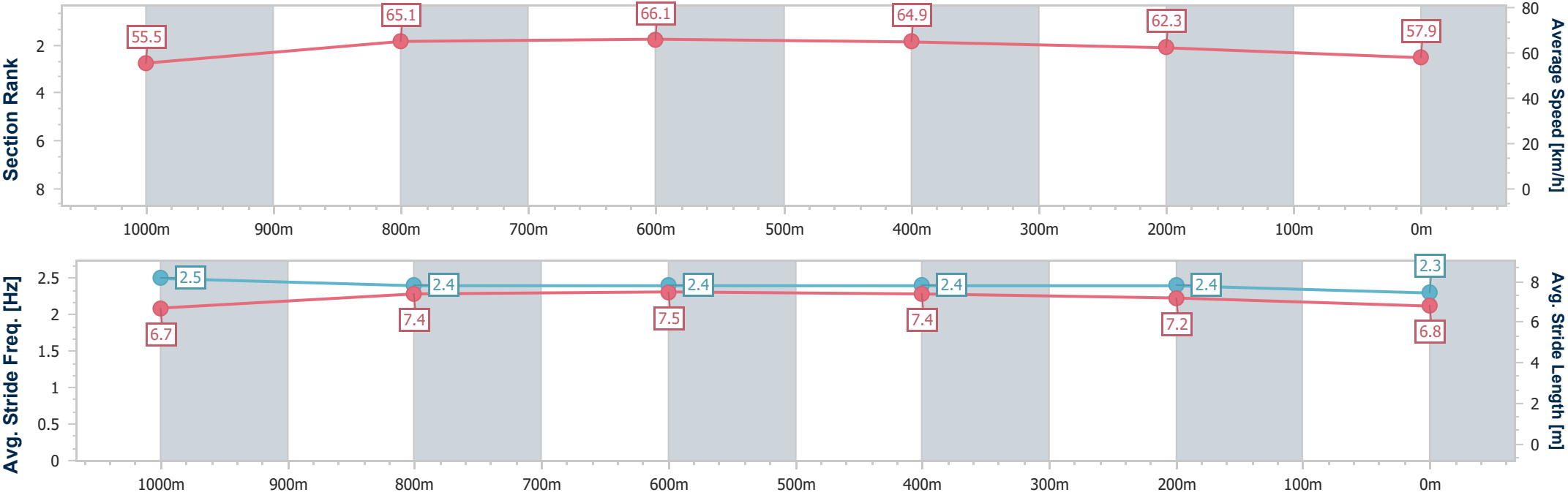
Horse/Jockey Name	Targeted
Final Rank	2
Fastest Section Time (Section)	0:10.90 (800m)
Top Speed [km/h] (Section)	67.3 (Overall)
Race State	Finished



Ladbroke's Cannon ParkProfessional  
Race 6: Piccone's Villages BM60 Handicap - 1250m  
30 September 2025 - 16:13  
Track Rating: Good 4, Weather: Fine, Rail Position: True



Section	Overall	1000m	800m	600m	400m	200m							
Section Times	1:13.38 [2] (0:16.14)	0:57.24 [1] (0:10.96)	0:46.28 [1] (0:10.90)	0:35.38 [1] (0:11.26)	0:24.12 [1] (0:11.67)	0:12.45 [1] (0:12.45)							
Average Speed [km/h]	55.5	65.1	66.1	64.9	62.3	57.9							
Top Speed [km/h]	67.3	66.3	66.6	66.1	64.4	59.6							
Avg. Dist. to Rail [m]	1.8	1.8	1.6	2.0	3.8	4.3							
Avg. Stride Freq. [Hz]	2.5	2.4	2.4	2.4	2.4	2.3							
Avg. Stride Length [m]	6.7	7.4	7.5	7.4	7.2	6.8							





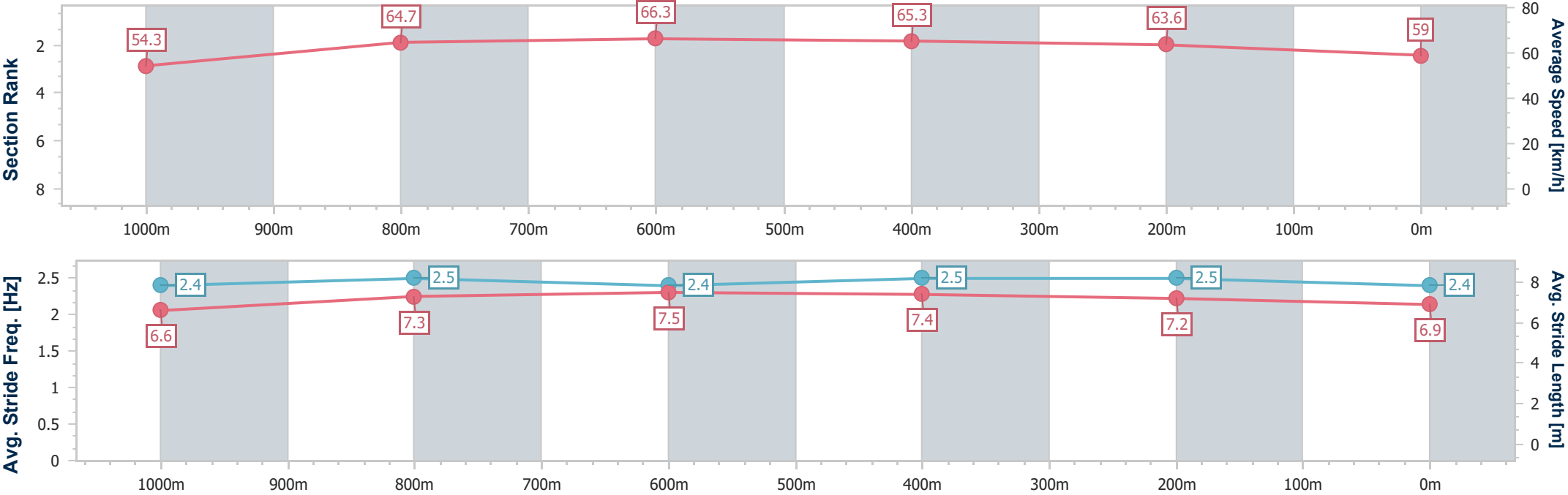
Horse/Jockey Name	Ellie's Dream
Final Rank	3
Fastest Section Time (Section)	0:10.90 (800m)
Top Speed [km/h] (Section)	66.7 (800m)
Race State	Finished



Ladbroke's Cannon Park Professional  
Race 6: Piccone's Villages BM60 Handicap - 1250m  
30 September 2025 - 16:13  
Track Rating: Good 4, Weather: Fine, Rail Position: True



Section	Overall	1000m	800m	600m	400m	200m							
Section Times	1:13.42 [3] (0:16.57)	0:56.85 [3] (0:11.04)	0:45.81 [4] (0:10.90)	0:34.91 [3] (0:11.20)	0:23.71 [3] (0:11.50)	0:12.21 [2] (0:12.21)							
Average Speed [km/h]	54.3	64.7	66.3	65.3	63.6	59.0							
Top Speed [km/h]	65.2	66.3	66.7	65.9	65.4	61.6							
Avg. Dist. to Rail [m]	2.4	1.2	1.7	3.0	5.3	5.5							
Avg. Stride Freq. [Hz]	2.4	2.5	2.4	2.5	2.5	2.4							
Avg. Stride Length [m]	6.6	7.3	7.5	7.4	7.2	6.9							





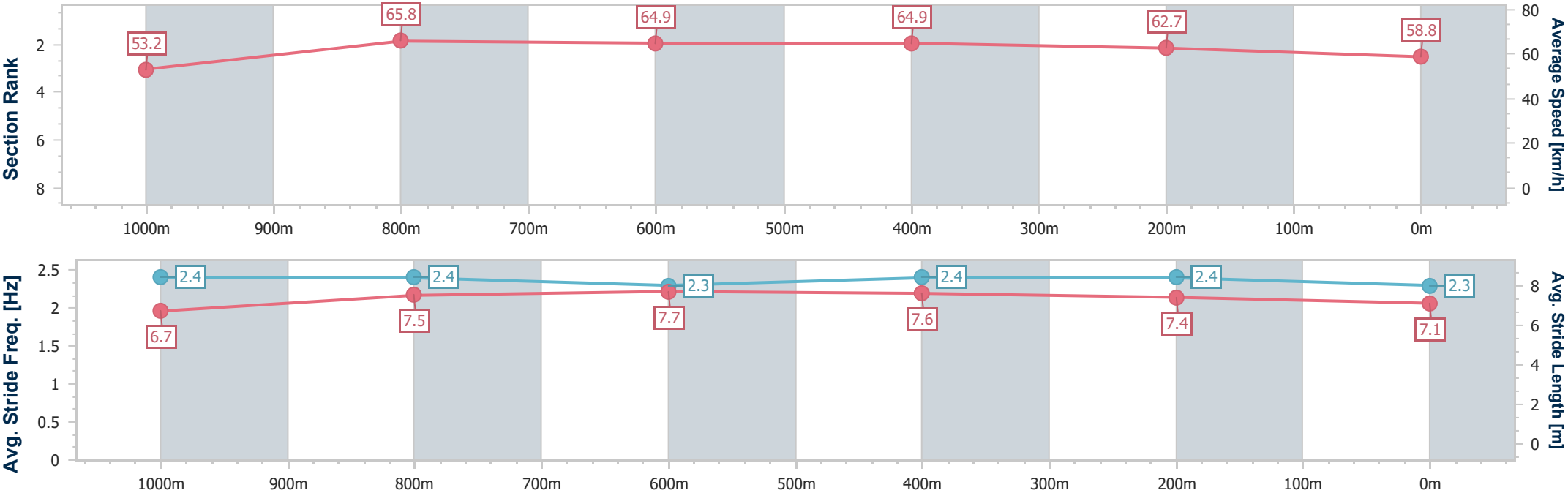
Horse/Jockey Name	Noble Attack
Final Rank	4
Fastest Section Time (Section)	0:10.84 (1000m)
Top Speed [km/h] (Section)	67.5 (1000m)
Race State	Finished



Ladbroke's Cannon Park Professional  
Race 6: Piccone's Villages BM60 Handicap - 1250m  
30 September 2025 - 16:13  
Track Rating: Good 4, Weather: Fine, Rail Position: True



Section	Overall	1000m	800m	600m	400m	200m							
Section Times	1:13.71 [4] (0:16.87)	0:56.84 [5] (0:10.84)	0:46.00 [5] (0:11.11)	0:34.89 [6] (0:11.11)	0:23.78 [6] (0:11.53)	0:12.25 [6] (0:12.25)							
Average Speed [km/h]	53.2	65.8	64.9	64.9	62.7	58.8							
Top Speed [km/h]	64.8	67.5	67.1	67.0	63.9	61.4							
Avg. Dist. to Rail [m]	2.1	1.5	0.9	1.3	2.6	1.9							
Avg. Stride Freq. [Hz]	2.4	2.4	2.3	2.4	2.4	2.3							
Avg. Stride Length [m]	6.7	7.5	7.7	7.6	7.4	7.1							







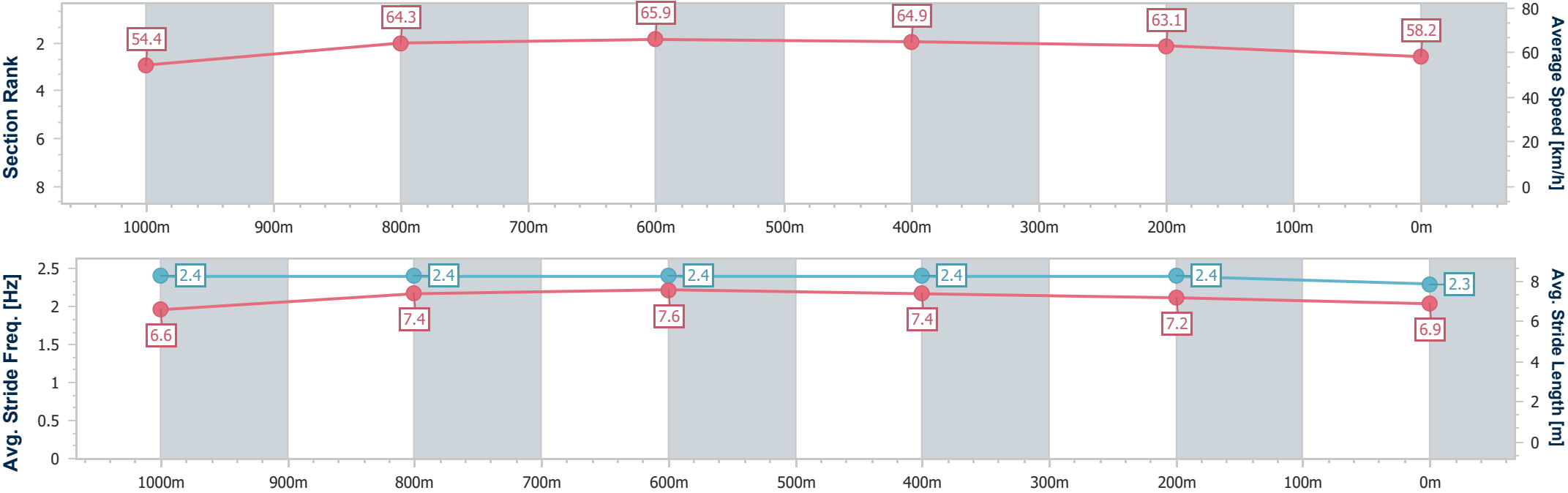
Horse/Jockey Name	Over The Falls
Final Rank	5
Fastest Section Time (Section)	0:10.94 (800m)
Top Speed [km/h] (Section)	67.5 (800m)
Race State	Finished



Ladbroke's Cannon Park Professional  
Race 6: Piccone's Villages BM60 Handicap - 1250m  
30 September 2025 - 16:13  
Track Rating: Good 4, Weather: Fine, Rail Position: True



Section	Overall	1000m	800m	600m	400m	200m							
Section Times	1:13.71 [5] (0:16.43)	0:57.28 [2] (0:11.08)	0:46.20 [3] (0:10.94)	0:35.26 [2] (0:11.30)	0:23.96 [4] (0:11.57)	0:12.39 [3] (0:12.39)							
Average Speed [km/h]	54.4	64.3	65.9	64.9	63.1	58.2							
Top Speed [km/h]	64.0	65.8	67.5	67.0	64.8	60.0							
Avg. Dist. to Rail [m]	3.2	1.8	1.4	2.3	5.2	5.4							
Avg. Stride Freq. [Hz]	2.4	2.4	2.4	2.4	2.4	2.3							
Avg. Stride Length [m]	6.6	7.4	7.6	7.4	7.2	6.9							





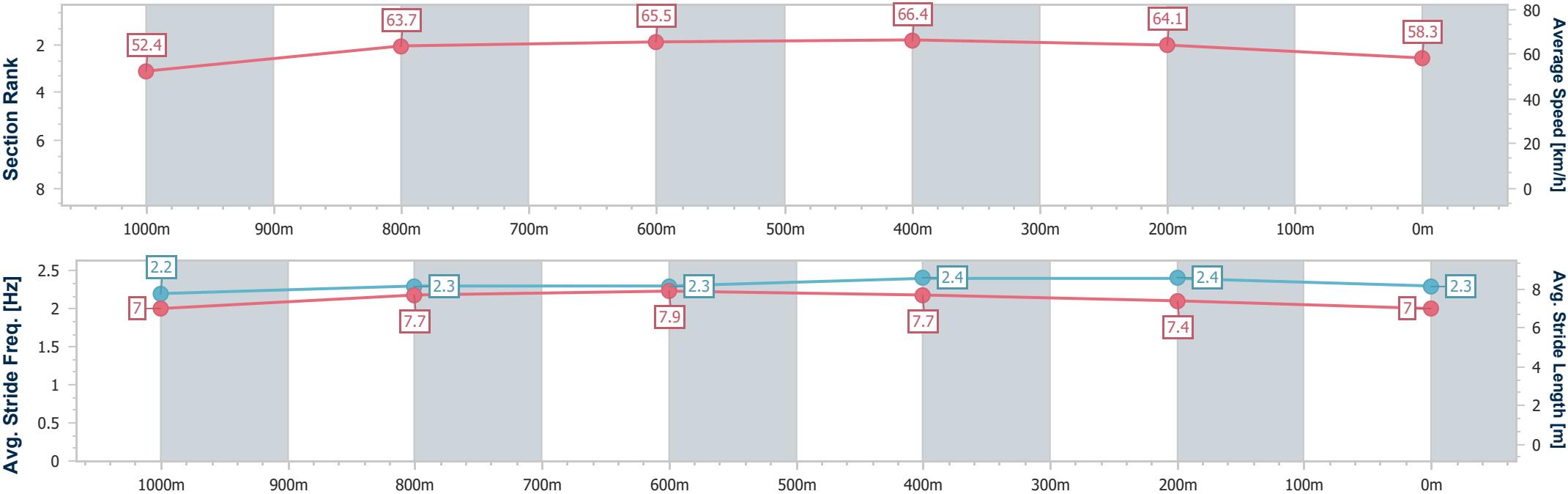
Horse/Jockey Name	Premium Star
Final Rank	6
Fastest Section Time (Section)	0:11.00 (800m)
Top Speed [km/h] (Section)	67.4 (600m)
Race State	Finished



Ladbroke's Cannon Park Professional  
Race 6: Piccone's Villages BM60 Handicap - 1250m  
30 September 2025 - 16:13  
Track Rating: Good 4, Weather: Fine, Rail Position: True



Section	Overall	1000m	800m	600m	400m	200m							
Section Times	1:14.19 [6] (0:17.04)	0:57.15 [6] (0:11.30)	0:45.85 [7] (0:11.00)	0:34.85 [7] (0:11.06)	0:23.79 [7] (0:11.47)	0:12.32 [7] (0:12.32)							
Average Speed [km/h]	52.4	63.7	65.5	66.4	64.1	58.3							
Top Speed [km/h]	65.6	65.6	66.7	67.4	65.4	61.6							
Avg. Dist. to Rail [m]	2.5	1.2	1.4	2.6	7.5	7.1							
Avg. Stride Freq. [Hz]	2.2	2.3	2.3	2.4	2.4	2.3							
Avg. Stride Length [m]	7.0	7.7	7.9	7.7	7.4	7.0							





Horse/Jockey Name	Mutafiq
Final Rank	-
Fastest Section Time (Section)	-:--:--
Top Speed [km/h] (Section)	--.-
Race State	DidNotTrack



Ladbroke's Cannon Park Professional  
Race 6: Piccone's Villages BM60 Handicap - 1250m  
30 September 2025 - 16:13  
Track Rating: Good 4, Weather: Fine, Rail Position: True



Section	Overall	1000m	800m	600m	400m	200m							
Section Times	-:--:--	-:--:--	-:--:--	-:--:--	-:--:--	-:--:--							
Average Speed [km/h]	--.-	--.-	--.-	--.-	--.-	--.-							
Top Speed [km/h]	--.-	--.-	--.-	--.-	--.-	--.-							
Avg. Dist. to Rail [m]	.-	.-	.-	.-	.-	.-							
Avg. Stride Freq. [Hz]	--.-	--.-	--.-	--.-	--.-	--.-							
Avg. Stride Length [m]	--.-	--.-	--.-	--.-	--.-	--.-							

[ ] Ranking at each section and finish  
-:--:-- No data available at this section  
NA No data available



**Ladbroke's Cannon Park Professional**  
**Race 7: Status Signs RATINGS BAND 0 - 55 Handicap - 950m**  
**30 September 2025 - 16:49**



Track Rating: Good 4, Weather: Fine, Rail Position: True

Section		Overall				800m	600m	400m	200m	Last 600m		
Field Times		0:54.01 (0:09.88)				0:44.13 (0:10.25)	0:33.88 (0:10.83)	0:23.05 (0:11.14)	0:11.91 (0:11.91)	0:00.00		
Rank	TAB	Horse/Jockey	Barrier	Top Speed [km/h]	Fastest Section					Margin	Margin	Distance Travelled [m]
1	1	THE KAMIKAZE Ivo Fry	7	Data was not able to be tracked for this horse		-:--:--	-:--:--	-:--:--	-:--:--	-:--:--	0:54.00	-:--:--
2	2	SOWILO SIREN Tyler Leslight	5	72.6 800m	0:09.98 Overall	0:54.01 [2] (0:09.98)	0:44.03 [2] (0:10.17)	0:33.86 [2] (0:10.81)	0:23.05 [1] (0:11.14)	0:11.91 [1] (0:11.91)	0.09L	0:33.86 --
3	4	BELLA BIANCA Rachel Shred	8	72.0 800m	0:09.88 Overall	0:54.37 [3] (0:09.88)	0:44.49 [1] (0:10.25)	0:34.24 [1] (0:10.94)	0:23.30 [2] (0:11.37)	0:11.93 [3] (0:11.93)	2.22L	0:34.24 --
4	10	POWER PUFF Jackson Murphy	1	70.6 800m	0:09.99 Overall	0:54.44 [4] (0:09.99)	0:44.45 [3] (0:10.37)	0:34.08 [5] (0:10.84)	0:23.24 [3] (0:11.17)	0:12.07 [2] (0:12.07)	2.61L	0:34.08 --
5	5	SHERE KHAN Nathan Thomas	2	71.7 800m	0:10.07 Overall	0:54.45 [5] (0:10.07)	0:44.38 [5] (0:10.25)	0:34.13 [4] (0:11.05)	0:23.08 [4] (0:11.28)	0:11.80 [4] (0:11.80)	2.63L	0:34.13 --
6	11	DESERT GRIT Krysten Swaffer	4	70.6 800m	0:10.34 Overall	0:54.63 [6] (0:10.34)	0:44.29 [8] (0:10.37)	0:33.92 [8] (0:11.13)	0:22.79 [8] (0:11.22)	0:11.57 [7] (0:11.57)	3.72L	0:33.92 --
7	3	LASER BEAM Amanda Thomson	6	71.7 800m	0:10.26 800m	0:54.74 [7] (0:10.30)	0:44.44 [7] (0:10.26)	0:34.18 [7] (0:10.96)	0:23.22 [6] (0:11.28)	0:11.94 [5] (0:11.94)	4.34L	0:34.18 --
8	8	BRING ME TO LIFE Lacey Morrison	3	70.9 800m	0:10.22 Overall	0:55.00 [8] (0:10.22)	0:44.78 [6] (0:10.23)	0:34.55 [6] (0:11.10)	0:23.45 [7] (0:11.39)	0:12.06 [6] (0:12.06)	5.91L	0:34.55 --
9	9	MUSIC GIRL Sean Cormack	9	72.3 800m	0:10.06 Overall	0:55.73 [9] (0:10.06)	0:45.67 [4] (0:10.17)	0:35.50 [3] (0:11.17)	0:24.33 [5] (0:11.67)	0:12.66 [8] (0:12.66)	10.19L	0:35.50 --

Scratched: Mister Tia (#7), Vegameister (#6)



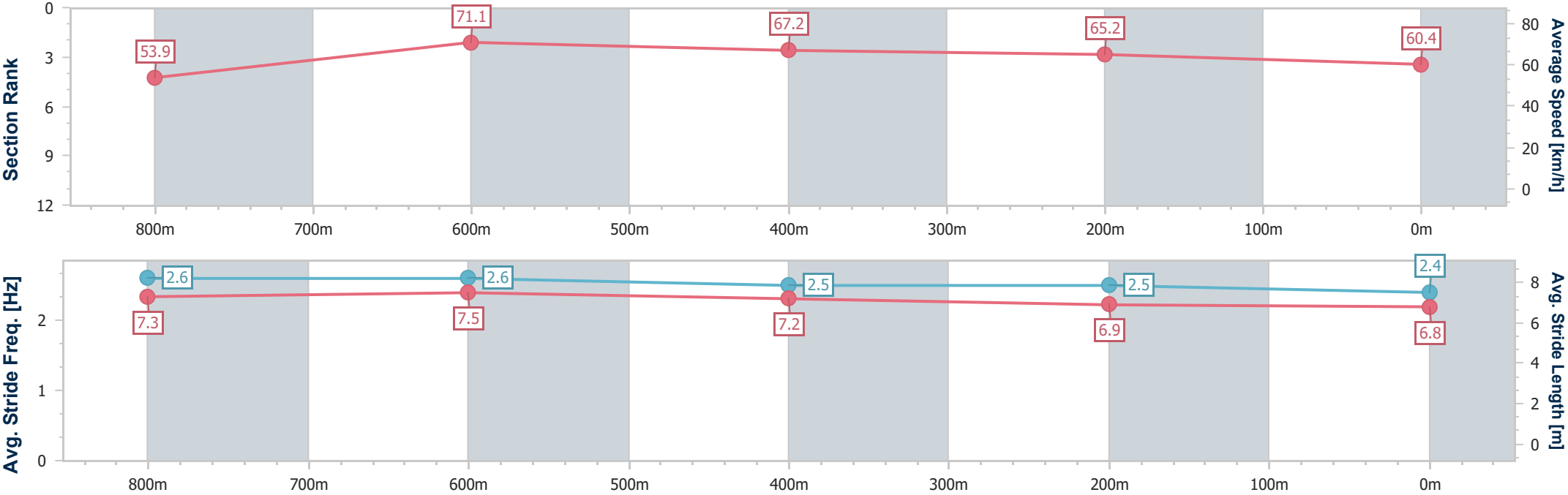
Horse/Jockey Name	Sowilo Siren
Final Rank	2
Fastest Section Time (Section)	0:09.98 (Overall)
Top Speed [km/h] (Section)	72.6 (800m)
Race State	Finished



Ladbrokes Cannon ParkProfessional  
Race 7: Status Signs RATINGS BAND 0 - 55 Handicap - 950m  
30 September 2025 - 16:49  
Track Rating: Good 4, Weather: Fine, Rail Position: True



Section	Overall	800m	600m	400m	200m										
Section Times	0:54.01 [2] (0:09.98)	0:44.03 [2] (0:10.17)	0:33.86 [2] (0:10.81)	0:23.05 [1] (0:11.14)	0:11.91 [1] (0:11.91)										
Average Speed [km/h]	53.9	71.1	67.2	65.2	60.4										
Top Speed [km/h]	71.1	72.6	69.8	66.4	64.2										
Avg. Dist. to Rail [m]	7.5	2.4	1.6	2.7	2.0										
Avg. Stride Freq. [Hz]	2.6	2.6	2.5	2.5	2.4										
Avg. Stride Length [m]	7.3	7.5	7.2	6.9	6.8										





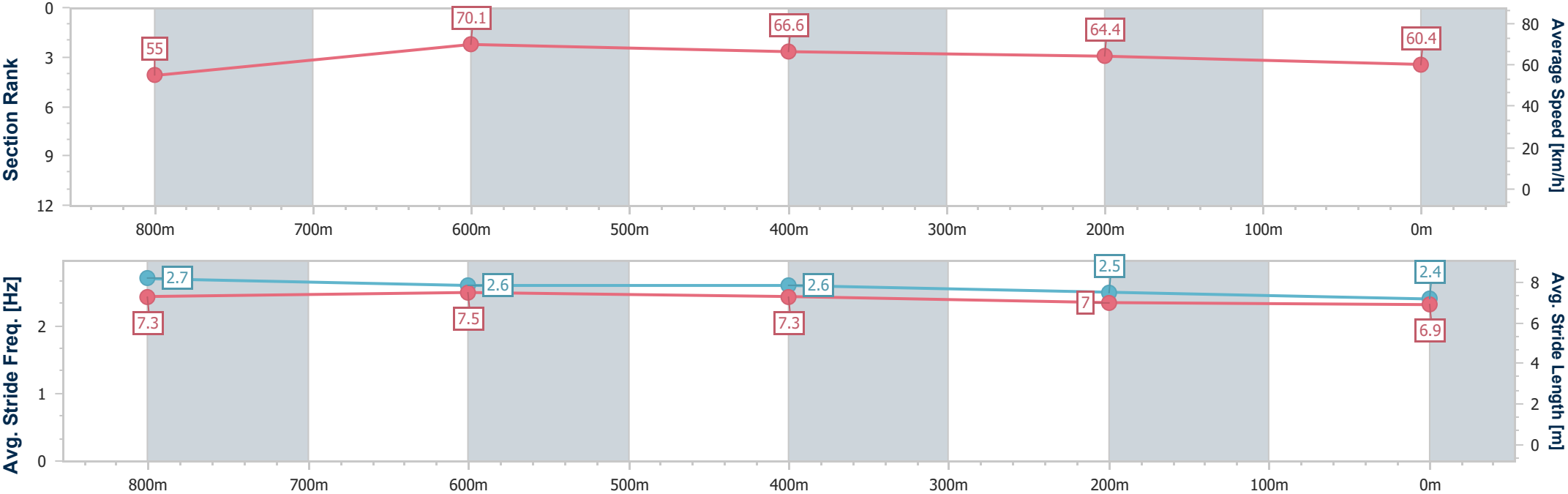
Horse/Jockey Name	Bella Bianca
Final Rank	3
Fastest Section Time (Section)	0:09.88 (Overall)
Top Speed [km/h] (Section)	72.0 (800m)
Race State	Finished



Ladbrokes Cannon Park Professional  
Race 7: Status Signs RATINGS BAND 0 - 55 Handicap - 950m  
30 September 2025 - 16:49  
Track Rating: Good 4, Weather: Fine, Rail Position: True



Section	Overall	800m	600m	400m	200m										
Section Times	0:54.37 [3] (0:09.88)	0:44.49 [1] (0:10.25)	0:34.24 [1] (0:10.94)	0:23.30 [2] (0:11.37)	0:11.93 [3] (0:11.93)										
Average Speed [km/h]	55.0	70.1	66.6	64.4	60.4										
Top Speed [km/h]	71.2	72.0	70.7	66.0	64.1										
Avg. Dist. to Rail [m]	6.4	0.5	2.5	4.9	2.8										
Avg. Stride Freq. [Hz]	2.7	2.6	2.6	2.5	2.4										
Avg. Stride Length [m]	7.3	7.5	7.3	7.0	6.9										



[ ] Ranking at each section and finish  
-.-.- No data available at this section  
NA No data available



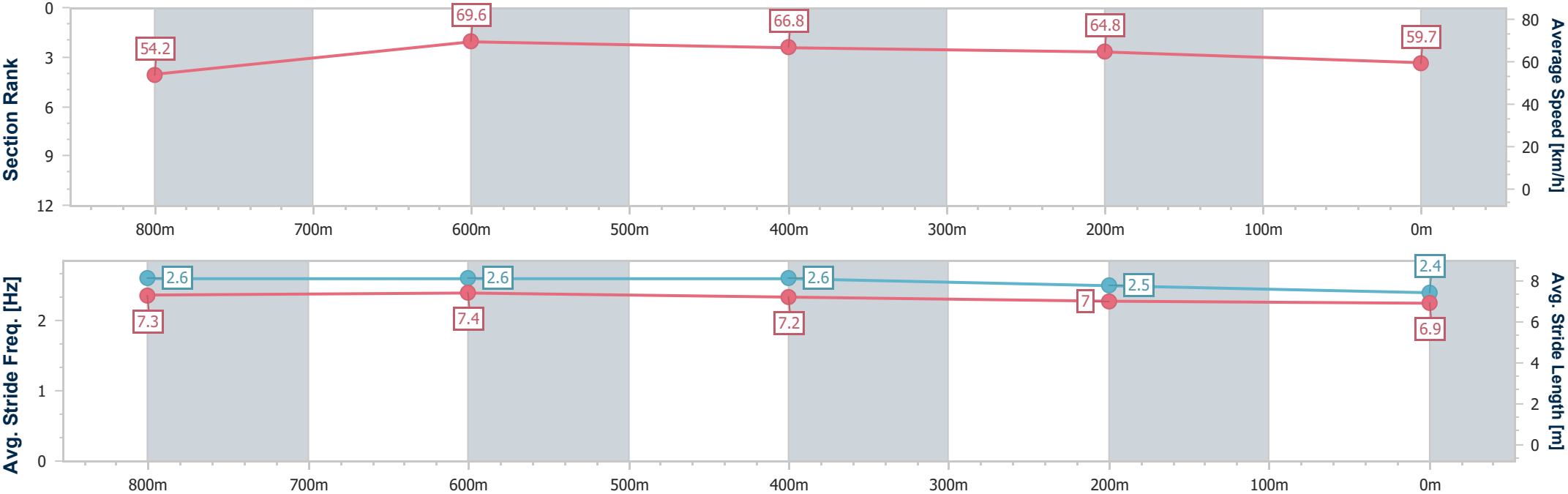
Horse/Jockey Name	Power Puff
Final Rank	4
Fastest Section Time (Section)	0:09.99 (Overall)
Top Speed [km/h] (Section)	70.6 (800m)
Race State	Finished



Ladbrokes Cannon Park Professional  
Race 7: Status Signs RATINGS BAND 0 - 55 Handicap - 950m  
30 September 2025 - 16:49  
Track Rating: Good 4, Weather: Fine, Rail Position: True



Section	Overall	800m	600m	400m	200m										
Section Times	0:54.44 [4] (0:09.99)	0:44.45 [3] (0:10.37)	0:34.08 [5] (0:10.84)	0:23.24 [3] (0:11.17)	0:12.07 [2] (0:12.07)										
Average Speed [km/h]	54.2	69.6	66.8	64.8	59.7										
Top Speed [km/h]	69.0	70.6	68.7	66.0	63.4										
Avg. Dist. to Rail [m]	2.3	0.6	1.3	3.1	4.1										
Avg. Stride Freq. [Hz]	2.6	2.6	2.6	2.5	2.4										
Avg. Stride Length [m]	7.3	7.4	7.2	7.0	6.9										





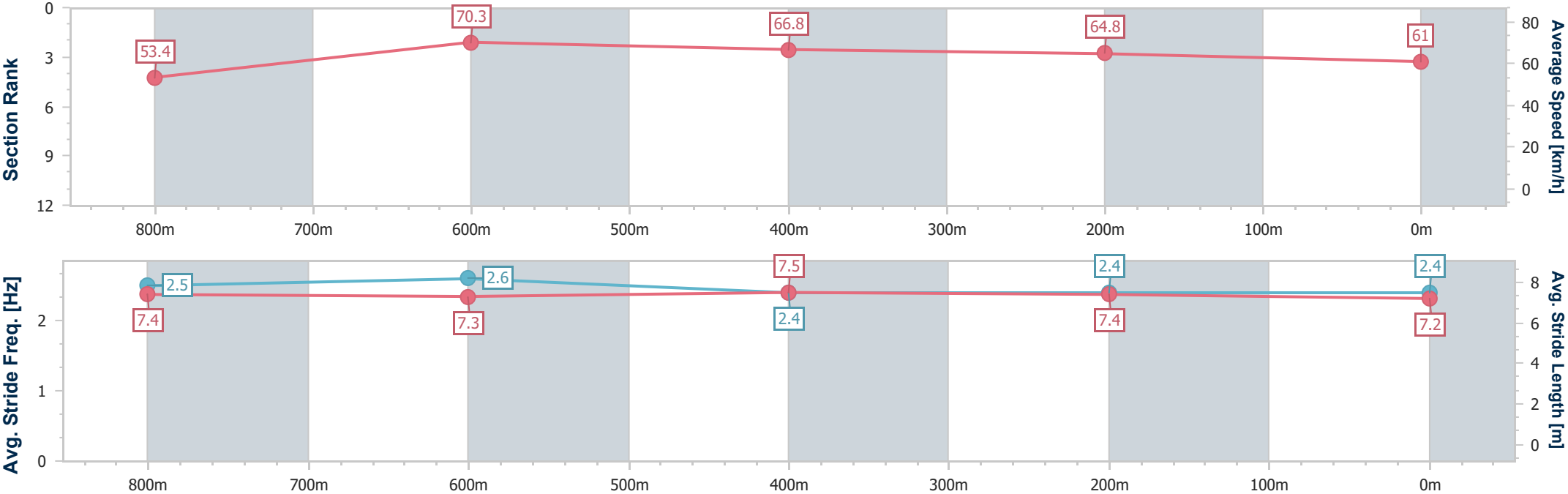
Horse/Jockey Name	Shere Khan
Final Rank	5
Fastest Section Time (Section)	0:10.07 (Overall)
Top Speed [km/h] (Section)	71.7 (800m)
Race State	Finished



Ladbrokes Cannon ParkProfessional  
Race 7: Status Signs RATINGS BAND 0 - 55 Handicap - 950m  
30 September 2025 - 16:49  
Track Rating: Good 4, Weather: Fine, Rail Position: True



Section	Overall	800m	600m	400m	200m										
Section Times	0:54.45 [5] (0:10.07)	0:44.38 [5] (0:10.25)	0:34.13 [4] (0:11.05)	0:23.08 [4] (0:11.28)	0:11.80 [4] (0:11.80)										
Average Speed [km/h]	53.4	70.3	66.8	64.8	61.0										
Top Speed [km/h]	71.0	71.7	69.2	66.1	63.8										
Avg. Dist. to Rail [m]	0.9	1.3	3.4	6.8	9.2										
Avg. Stride Freq. [Hz]	2.5	2.6	2.4	2.4	2.4										
Avg. Stride Length [m]	7.4	7.3	7.5	7.4	7.2										



[ ] Ranking at each section and finish  
-.-.- No data available at this section  
NA No data available





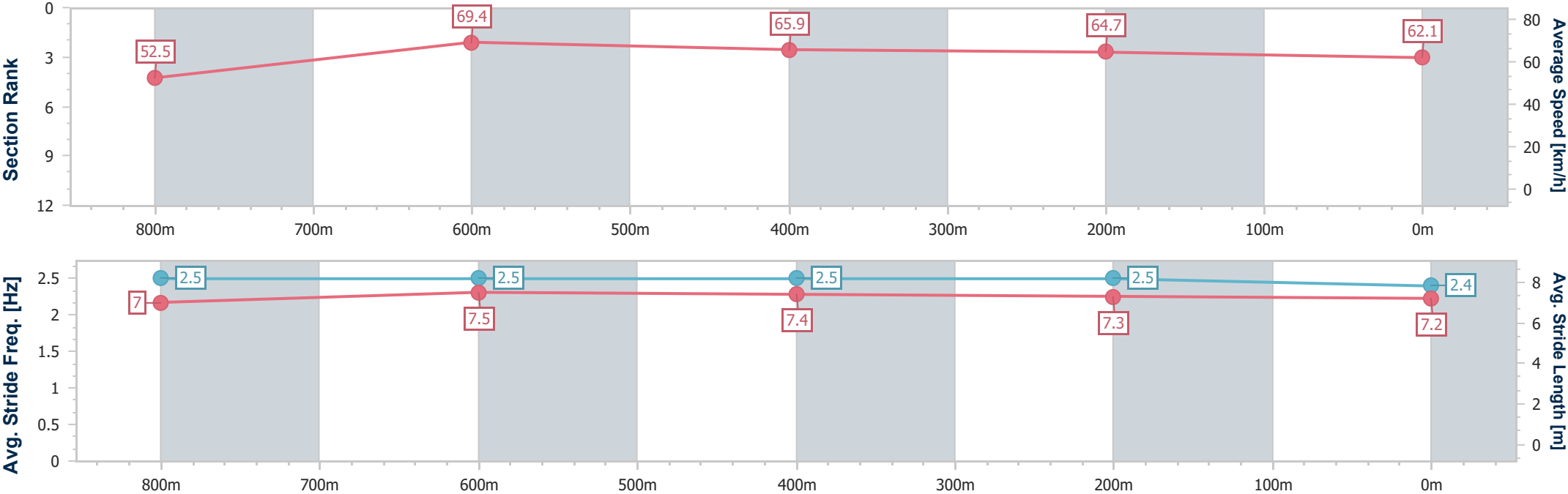
Horse/Jockey Name	Desert Grit
Final Rank	6
Fastest Section Time (Section)	0:10.34 (Overall)
Top Speed [km/h] (Section)	70.6 (800m)
Race State	Finished



Ladbrokes Cannon ParkProfessional  
Race 7: Status Signs RATINGS BAND 0 - 55 Handicap - 950m  
30 September 2025 - 16:49  
Track Rating: Good 4, Weather: Fine, Rail Position: True



Section	Overall	800m	600m	400m	200m										
Section Times	0:54.63 [6] (0:10.34)	0:44.29 [8] (0:10.37)	0:33.92 [8] (0:11.13)	0:22.79 [8] (0:11.22)	0:11.57 [7] (0:11.57)										
Average Speed [km/h]	52.5	69.4	65.9	64.7	62.1										
Top Speed [km/h]	69.4	70.6	70.3	65.6	64.7										
Avg. Dist. to Rail [m]	6.3	2.7	2.8	5.7	9.7										
Avg. Stride Freq. [Hz]	2.5	2.5	2.5	2.5	2.4										
Avg. Stride Length [m]	7.0	7.5	7.4	7.3	7.2										





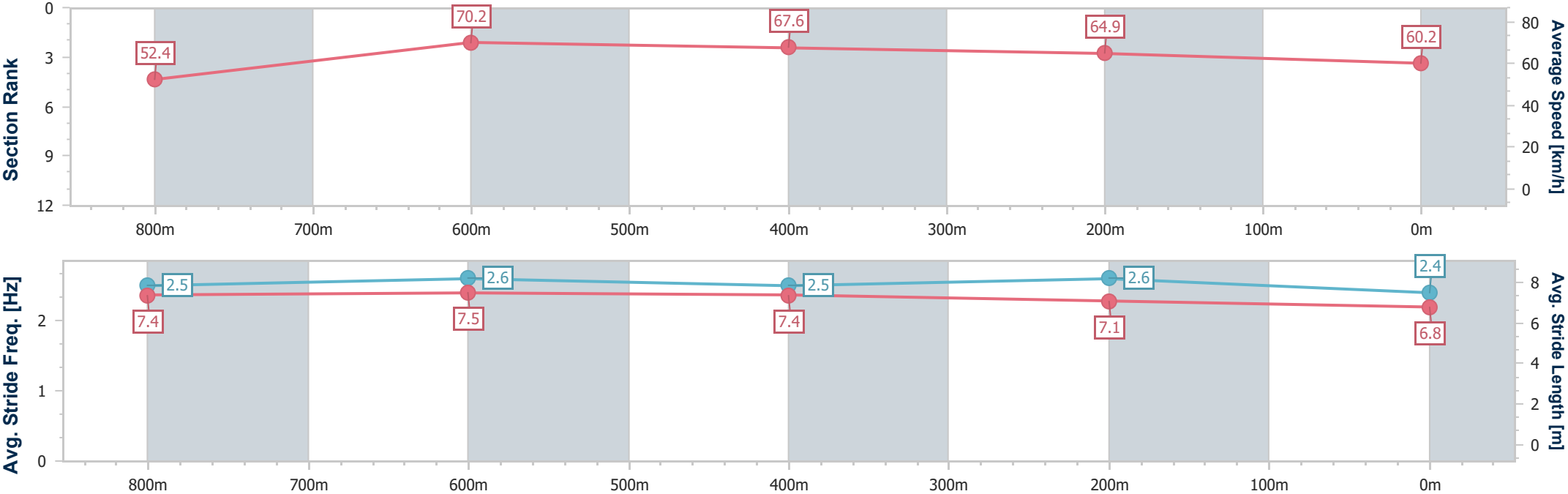
Horse/Jockey Name	Laser Beam
Final Rank	7
Fastest Section Time (Section)	0:10.26 (800m)
Top Speed [km/h] (Section)	71.7 (800m)
Race State	Finished



Ladbrokes Cannon Park Professional  
Race 7: Status Signs RATINGS BAND 0 - 55 Handicap - 950m  
30 September 2025 - 16:49  
Track Rating: Good 4, Weather: Fine, Rail Position: True



Section	Overall	800m	600m	400m	200m										
Section Times	0:54.74 [7] (0:10.30)	0:44.44 [7] (0:10.26)	0:34.18 [7] (0:10.96)	0:23.22 [6] (0:11.28)	0:11.94 [5] (0:11.94)										
Average Speed [km/h]	52.4	70.2	67.6	64.9	60.2										
Top Speed [km/h]	67.4	71.7	70.1	66.8	62.9										
Avg. Dist. to Rail [m]	3.9	3.4	4.4	7.3	8.5										
Avg. Stride Freq. [Hz]	2.5	2.6	2.5	2.6	2.4										
Avg. Stride Length [m]	7.4	7.5	7.4	7.1	6.8										





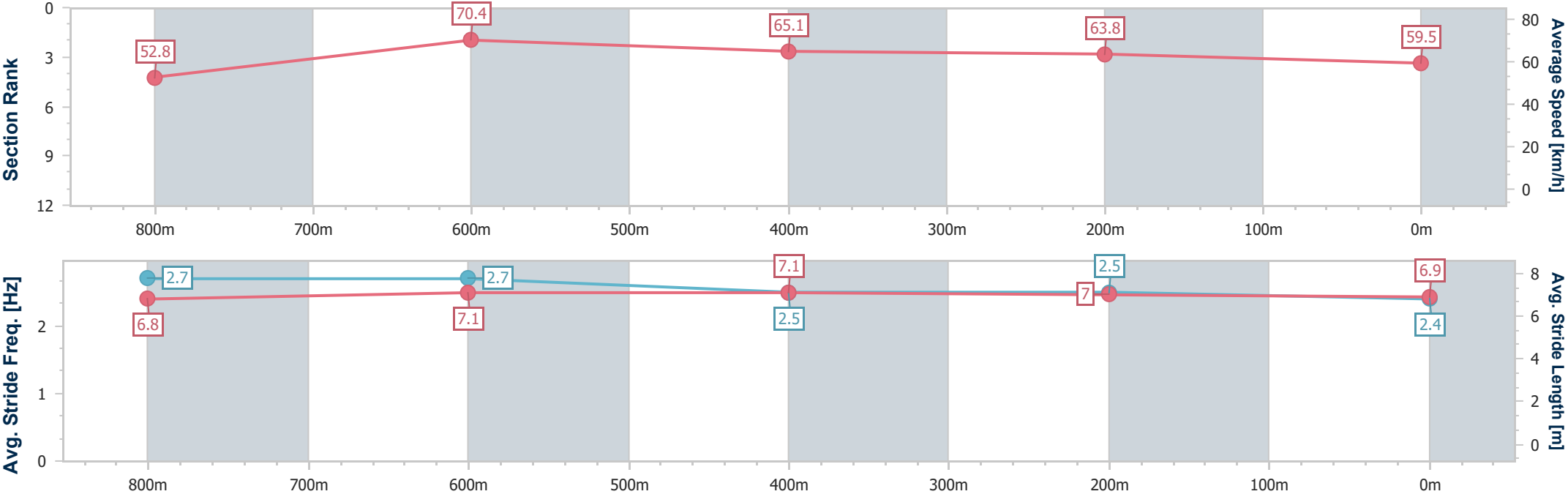
Horse/Jockey Name	Bring Me To Life
Final Rank	8
Fastest Section Time (Section)	0:10.22 (Overall)
Top Speed [km/h] (Section)	70.9 (800m)
Race State	Finished



Ladbrokes Cannon ParkProfessional  
Race 7: Status Signs RATINGS BAND 0 - 55 Handicap - 950m  
30 September 2025 - 16:49  
Track Rating: Good 4, Weather: Fine, Rail Position: True



Section	Overall	800m	600m	400m	200m									
Section Times	0:55.00 [8] (0:10.22)	0:44.78 [6] (0:10.23)	0:34.55 [6] (0:11.10)	0:23.45 [7] (0:11.39)	0:12.06 [6] (0:12.06)									
Average Speed [km/h]	52.8	70.4	65.1	63.8	59.5									
Top Speed [km/h]	70.1	70.9	67.8	64.5	63.1									
Avg. Dist. to Rail [m]	1.3	0.8	1.2	3.5	4.1									
Avg. Stride Freq. [Hz]	2.7	2.7	2.5	2.5	2.4									
Avg. Stride Length [m]	6.8	7.1	7.1	7.0	6.9									





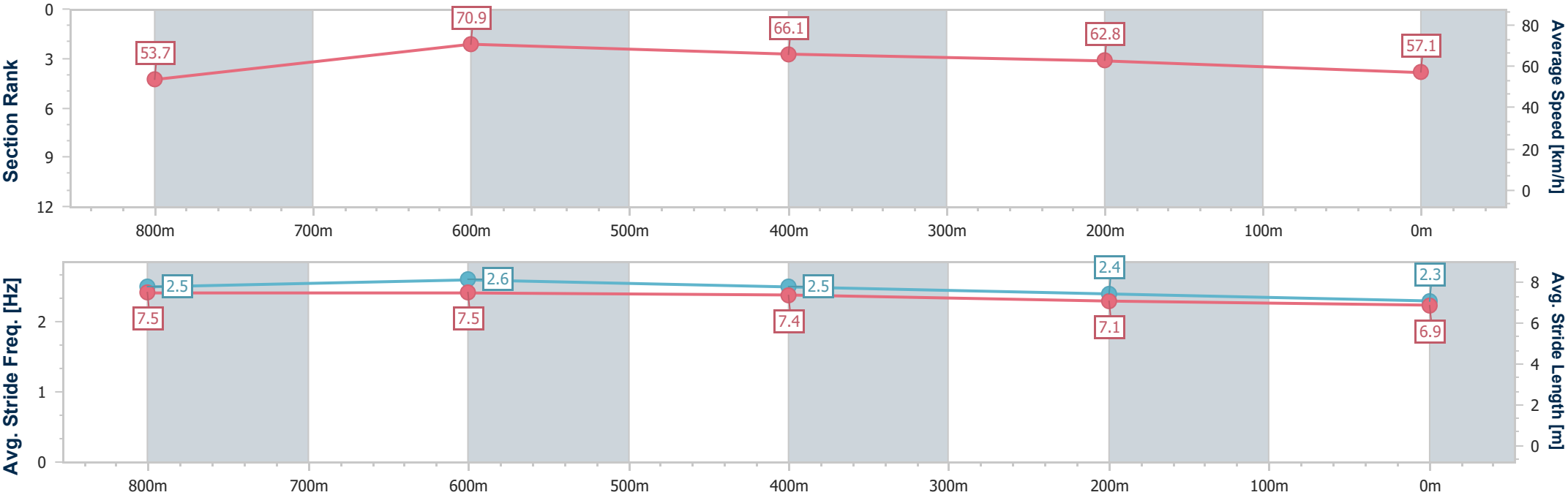
Horse/Jockey Name	Music Girl
Final Rank	9
Fastest Section Time (Section)	0:10.06 (Overall)
Top Speed [km/h] (Section)	72.3 (800m)
Race State	Finished



Ladbrokes Cannon ParkProfessional  
Race 7: Status Signs RATINGS BAND 0 - 55 Handicap - 950m  
30 September 2025 - 16:49  
Track Rating: Good 4, Weather: Fine, Rail Position: True



Section	Overall	800m	600m	400m	200m														
Section Times	0:55.73 [9] (0:10.06)	0:45.67 [4] (0:10.17)	0:35.50 [3] (0:11.17)	0:24.33 [5] (0:11.67)	0:12.66 [8] (0:12.66)														
Average Speed [km/h]	53.7	70.9	66.1	62.8	57.1														
Top Speed [km/h]	70.8	72.3	69.9	64.5	62.1														
Avg. Dist. to Rail [m]	5.2	3.2	4.0	6.3	4.9														
Avg. Stride Freq. [Hz]	2.5	2.6	2.5	2.4	2.3														
Avg. Stride Length [m]	7.5	7.5	7.4	7.1	6.9														





Horse/Jockey Name	The Kamikaze
Final Rank	-
Fastest Section Time (Section)	-:--:--
Top Speed [km/h] (Section)	--.-
Race State	DidNotTrack



Ladbroke's Cannon Park Professional  
Race 7: Status Signs RATINGS BAND 0 - 55 Handicap - 950m  
30 September 2025 - 16:49  
Track Rating: Good 4, Weather: Fine, Rail Position: True



Section	Overall	800m	600m	400m	200m								
Section Times	-:--:--	-:--:--	-:--:--	-:--:--	-:--:--								
Average Speed [km/h]	--.-	--.-	--.-	--.-	--.-								
Top Speed [km/h]	--.-	--.-	--.-	--.-	--.-								
Avg. Dist. to Rail [m]	.-	.-	.-	.-	.-								
Avg. Stride Freq. [Hz]	--.-	--.-	--.-	--.-	--.-								
Avg. Stride Length [m]	--.-	--.-	--.-	--.-	--.-								

- [ ] Ranking at each section and finish
- :--:-- No data available at this section
- NA No data available



# Ladbroke's Cannon Park Professional

## Race 8: Ladbroke's Big Bets QTIS 0 - 55 Handicap - 950m

30 September 2025 - 17:29



Track Rating: Good 4, Weather: Fine, Rail Position: True

Section							Overall	800m	600m	400m	200m	Last 600m		
Field Times							0:54.73 (0:10.26)	0:44.47 (0:10.35)	0:34.12 (0:10.74)	0:23.38 (0:11.24)	0:12.14 (0:12.14)	0:34.12		
Rank	TAB	Horse/Jockey	Barrier	Top Speed [km/h]	Fastest Section							Margin		
1	1	PAR FIVE	2	70.1	0:10.30	0:54.73 [1]	0:44.15 [4]	0:33.85 [4]	0:23.11 [5]	0:11.86 [4]	0:54.73	0:33.85		
		Lacey Morrison		800m	800m	(0:10.58)	(0:10.30)	(0:10.74)	(0:11.25)	(0:11.86)				
2	3	THREEBROTHERS	7	70.2	0:09.98	0:54.73 [2]	0:43.83 [8]	0:33.24 [8]	0:23.26 [3]	0:12.14 [1]	0.02L	0:33.24		
		Nathan Thomas		Overall	600m	(0:10.90)	(0:10.59)	(0:09.98)	(0:11.12)	(0:12.14)				
3	2	COPPABELLA ROAD	11	71.1	0:10.18	0:54.92 [3]	0:44.41 [3]	0:34.23 [3]	0:23.57 [1]	0:12.18 [2]	1.12L	0:34.23		
		Micheal McDonald		Overall	800m	(0:10.51)	(0:10.18)	(0:10.66)	(0:11.39)	(0:12.18)				
4	6	BEAN WARRIOR	6	70.4	0:10.26	0:54.96 [4]	0:44.56 [2]	0:34.30 [2]	0:23.47 [4]	0:12.11 [3]	1.39L	0:34.30		
		Amanda Thomson		800m	800m	(0:10.40)	(0:10.26)	(0:10.83)	(0:11.36)	(0:12.11)				
5	9	RAFF VADER	1	69.1	0:10.48	0:55.00 [5]	0:43.77 [10]	0:33.29 [9]	0:22.69 [9]	0:11.54 [7]	1.62L	0:33.29		
		Ryan Wiggins		800m	800m	(0:11.23)	(0:10.48)	(0:10.60)	(0:11.15)	(0:11.54)				
6	11	KEITANY	5	69.2	0:10.54	0:55.10 [6]	0:44.21 [7]	0:33.67 [7]	0:22.99 [8]	0:11.59 [8]	2.21L	0:33.67		
		Wanderson D'Avila		800m	800m	(0:10.89)	(0:10.54)	(0:10.68)	(0:11.40)	(0:11.59)				
7	7	TRAVELLING SWEET	10	71.1	0:10.25	0:55.18 [7]	0:44.54 [6]	0:34.29 [5]	0:23.43 [6]	0:11.94 [6]	2.7L	0:34.29		
		Sean Cormack		800m	800m	(0:10.64)	(0:10.25)	(0:10.86)	(0:11.49)	(0:11.94)				
8	4	MARGOT BARBIE	9	70.6	0:10.26	0:55.25 [8]	0:44.99 [1]	0:34.64 [1]	0:23.84 [2]	0:12.17 [5]	3.09L	0:34.64		
		Aidan Holt		800m	Overall	(0:10.26)	(0:10.35)	(0:10.80)	(0:11.67)	(0:12.17)				
9	10	ARTURETTA	4	67.6	0:10.69	0:55.52 [9]	0:44.42 [9]	0:33.73 [10]	0:22.84 [11]	0:11.71 [11]	4.65L	0:33.73		
		Isabella Teh		800m	800m	(0:11.10)	(0:10.69)	(0:10.89)	(0:11.13)	(0:11.71)				
10	8	SHIHO	8	69.6	0:10.37	0:55.71 [10]	0:45.10 [5]	0:34.73 [6]	0:23.66 [7]	0:12.15 [9]	5.79L	0:34.73		
		Adam Sewell		800m	800m	(0:10.61)	(0:10.37)	(0:11.07)	(0:11.51)	(0:12.15)				



**Ladbroke's Cannon Park Professional**  
**Race 8: Ladbroke's Big Bets QTIS 0 - 55 Handicap - 950m**  
**30 September 2025 - 17:29**



Track Rating: Good 4, Weather: Fine, Rail Position: True

Section						Overall	800m	600m	400m	200m	Last 600m		
Field Times						0:54.73 (0:10.26)	0:44.47 (0:10.35)	0:34.12 (0:10.74)	0:23.38 (0:11.24)	0:12.14 (0:12.14)	0:34.12		
Rank	TAB	Horse/Jockey	Barrier	Top Speed [km/h]	Fastest Section	Margin						Distance Travelled [m]	
11	5	YOUWANNAPEACHOFME	3	68.8	0:10.57	0:55.77 [11]	0:44.50 [11]	0:33.93 [11]	0:23.18 [10]	0:11.97 [10]	6.16L	0:33.93	-4
		Rachel Shred		800m	800m	(0:11.27)	(0:10.57)	(0:10.75)	(0:11.21)	(0:11.97)			



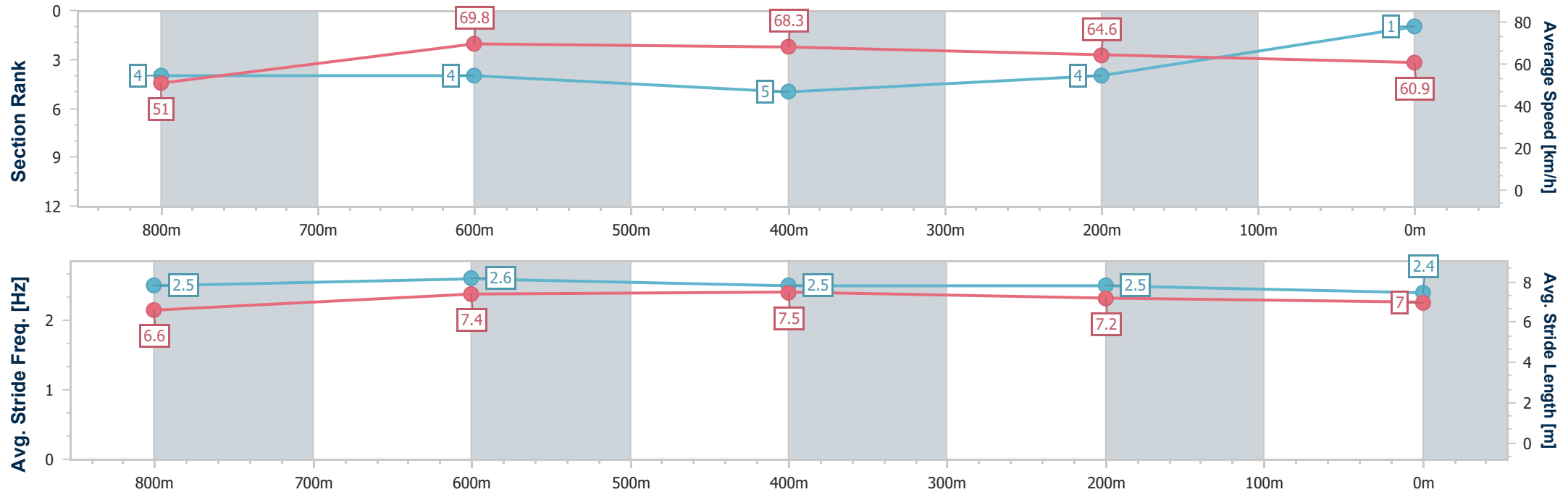
Horse/Jockey Name	Par Five
Final Rank	1
Fastest Section Time (Section)	0:10.30 (800m)
Top Speed [km/h] (Section)	70.1 (800m)
Race State	Finished



Ladbroke's Cannon Park Professional  
Race 8: Ladbroke's Big Bets QTIS 0 - 55 Handicap - 950m  
30 September 2025 - 17:29  
Track Rating: Good 4, Weather: Fine, Rail Position: True



Section	Overall	800m	600m	400m	200m															
Section Times	0:54.73 [1] (0:10.58)	0:44.15 [4] (0:10.30)	0:33.85 [4] (0:10.74)	0:23.11 [5] (0:11.25)	0:11.86 [4] (0:11.86)															
Average Speed [km/h]	51.0	69.8	68.3	64.6	60.9															
Top Speed [km/h]	67.7	70.1	69.8	65.8	64.1															
Avg. Dist. to Rail [m]	1.9	0.4	2.0	5.4	6.3															
Avg. Stride Freq. [Hz]	2.5	2.6	2.5	2.5	2.4															
Avg. Stride Length [m]	6.6	7.4	7.5	7.2	7.0															







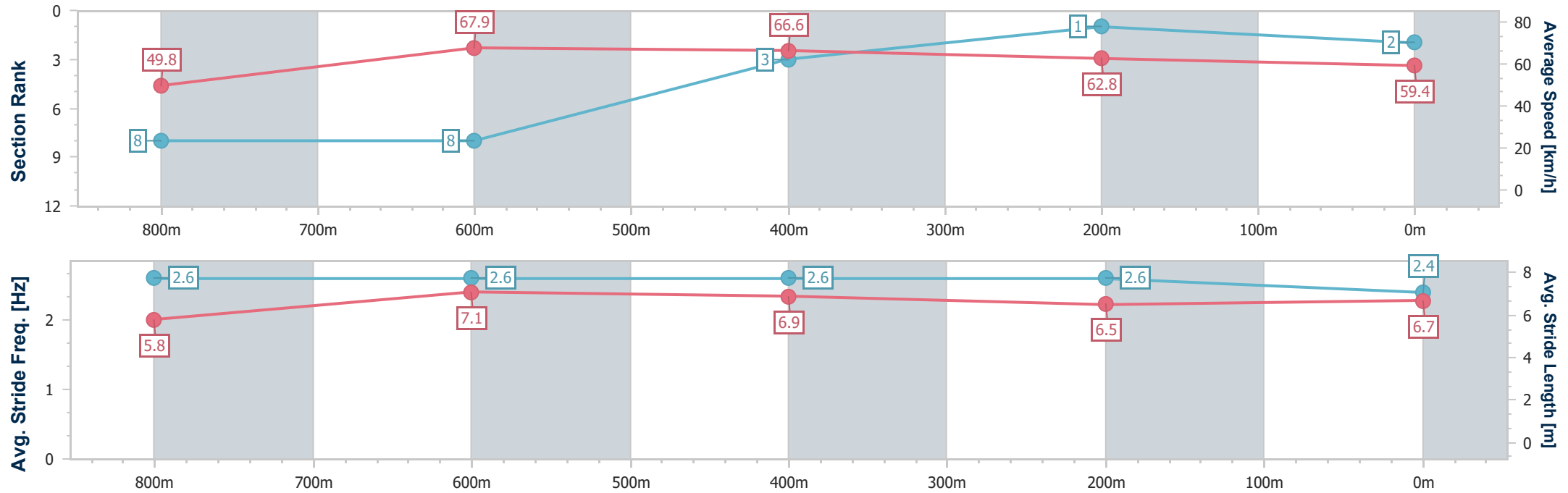
Horse/Jockey Name	Threebrothers
Final Rank	2
Fastest Section Time (Section)	0:09.98 (600m)
Top Speed [km/h] (Section)	70.2 (Overall)
Race State	Finished



Ladbrokes Cannon ParkProfessional  
Race 8: Ladbrokes Big Bets QTIS 0 - 55 Handicap - 950m  
30 September 2025 - 17:29  
Track Rating: Good 4, Weather: Fine, Rail Position: True



Section	Overall	800m	600m	400m	200m										
Section Times	0:54.73 [2] (0:10.90)	0:43.83 [8] (0:10.59)	0:33.24 [8] (0:09.98)	0:23.26 [3] (0:11.12)	0:12.14 [1] (0:12.14)										
Average Speed [km/h]	49.8	67.9	66.6	62.8	59.4										
Top Speed [km/h]	70.2	70.2	68.4	64.8	62.1										
Avg. Dist. to Rail [m]	3.2	6.0	10.8	7.2	2.8										
Avg. Stride Freq. [Hz]	2.6	2.6	2.6	2.6	2.4										
Avg. Stride Length [m]	5.8	7.1	6.9	6.5	6.7										



- [ ] Ranking at each section and finish
- .-.- No data available at this section
- NA No data available



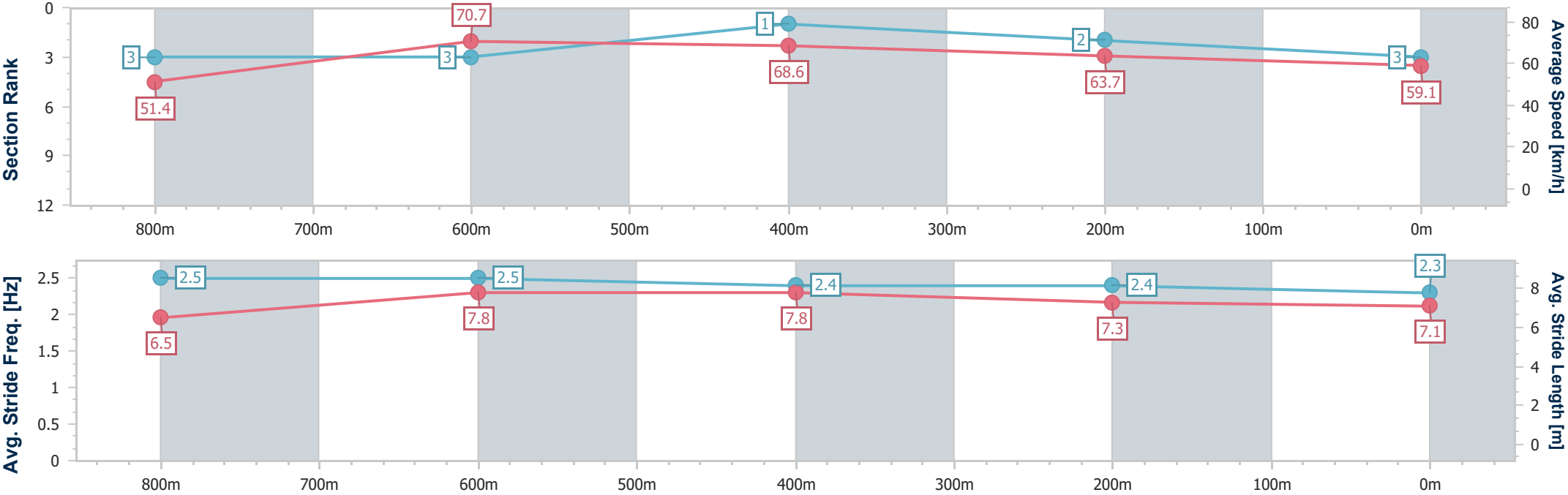
Horse/Jockey Name	Coppabella Road
Final Rank	3
Fastest Section Time (Section)	0:10.18 (800m)
Top Speed [km/h] (Section)	71.1 (Overall)
Race State	Finished



Ladbroke's Cannon Park Professional  
Race 8: Ladbroke's Big Bets QTIS 0 - 55 Handicap - 950m  
30 September 2025 - 17:29  
Track Rating: Good 4, Weather: Fine, Rail Position: True



Section	Overall	800m	600m	400m	200m														
Section Times	0:54.92 [3] (0:10.51)	0:44.41 [3] (0:10.18)	0:34.23 [3] (0:10.66)	0:23.57 [1] (0:11.39)	0:12.18 [2] (0:12.18)														
Average Speed [km/h]	51.4	70.7	68.6	63.7	59.1														
Top Speed [km/h]	71.1	71.1	71.0	66.0	62.4														
Avg. Dist. to Rail [m]	9.8	3.3	2.1	5.1	5.8														
Avg. Stride Freq. [Hz]	2.5	2.5	2.4	2.4	2.3														
Avg. Stride Length [m]	6.5	7.8	7.8	7.3	7.1														





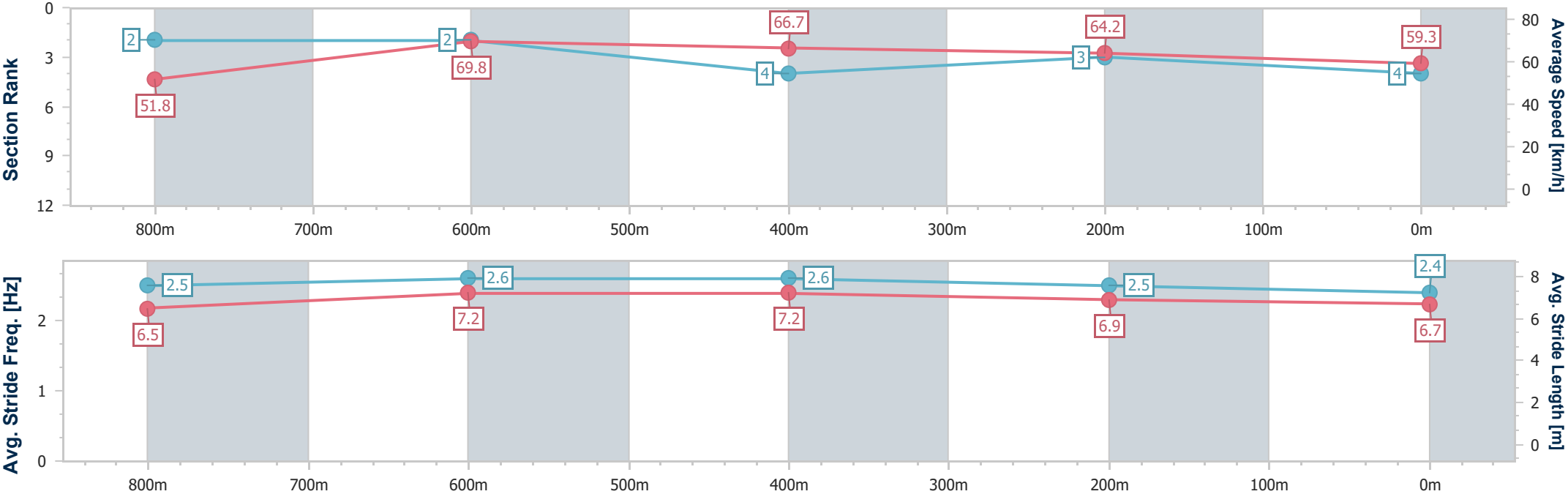
Horse/Jockey Name	Bean Warrior
Final Rank	4
Fastest Section Time (Section)	0:10.26 (800m)
Top Speed [km/h] (Section)	70.4 (800m)
Race State	Finished



Ladbrokes Cannon Park Professional  
Race 8: Ladbrokes Big Bets QTIS 0 - 55 Handicap - 950m  
30 September 2025 - 17:29  
Track Rating: Good 4, Weather: Fine, Rail Position: True



Section	Overall	800m	600m	400m	200m								
Section Times	0:54.96 [4] (0:10.40)	0:44.56 [2] (0:10.26)	0:34.30 [2] (0:10.83)	0:23.47 [4] (0:11.36)	0:12.11 [3] (0:12.11)								
Average Speed [km/h]	51.8	69.8	66.7	64.2	59.3								
Top Speed [km/h]	68.4	70.4	67.9	65.7	62.1								
Avg. Dist. to Rail [m]	2.0	1.0	1.2	2.6	1.0								
Avg. Stride Freq. [Hz]	2.5	2.6	2.6	2.5	2.4								
Avg. Stride Length [m]	6.5	7.2	7.2	6.9	6.7								





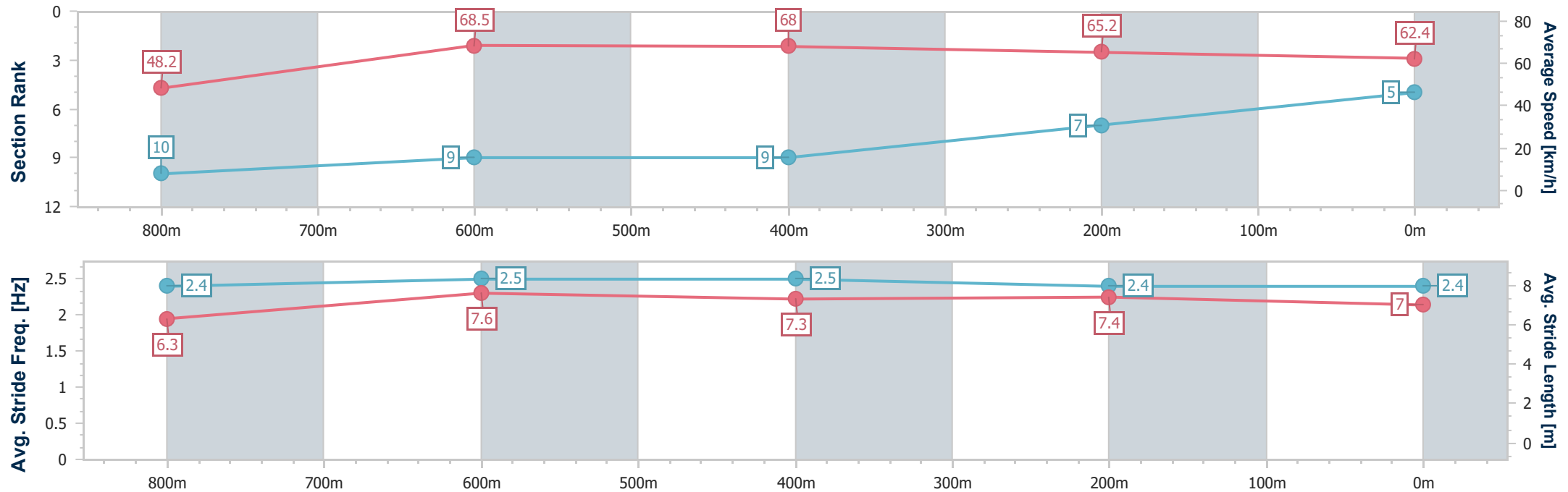
Horse/Jockey Name	Raff Vader
Final Rank	5
Fastest Section Time (Section)	0:10.48 (800m)
Top Speed [km/h] (Section)	69.1 (800m)
Race State	Finished



Ladbrokes Cannon ParkProfessional  
Race 8: Ladbrokes Big Bets QTIS 0 - 55 Handicap - 950m  
30 September 2025 - 17:29  
Track Rating: Good 4, Weather: Fine, Rail Position: True



Section	Overall	800m	600m	400m	200m										
Section Times	0:55.00 [5] (0:11.23)	0:43.77 [10] (0:10.48)	0:33.29 [9] (0:10.60)	0:22.69 [9] (0:11.15)	0:11.54 [7] (0:11.54)										
Average Speed [km/h]	48.2	68.5	68.0	65.2	62.4										
Top Speed [km/h]	67.5	69.1	68.5	66.1	65.0										
Avg. Dist. to Rail [m]	2.2	0.5	0.4	2.3	2.5										
Avg. Stride Freq. [Hz]	2.4	2.5	2.5	2.4	2.4										
Avg. Stride Length [m]	6.3	7.6	7.3	7.4	7.0										





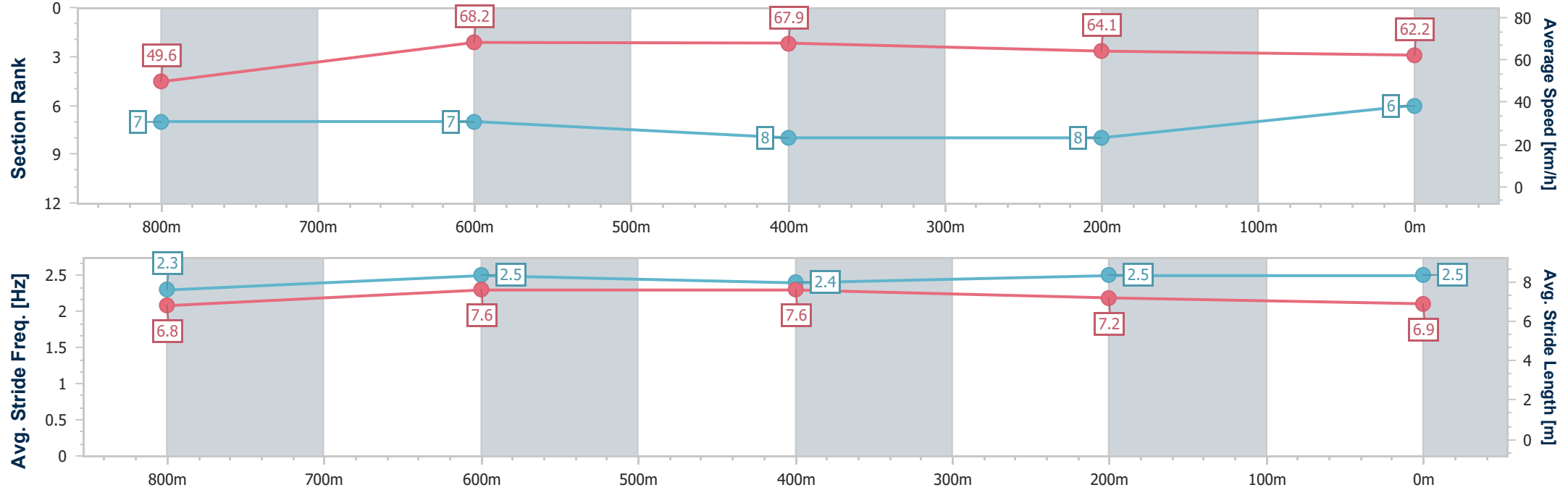
Horse/Jockey Name	Keitany
Final Rank	6
Fastest Section Time (Section)	0:10.54 (800m)
Top Speed [km/h] (Section)	69.2 (800m)
Race State	Finished



Ladbrokes Cannon ParkProfessional  
Race 8: Ladbrokes Big Bets QTIS 0 - 55 Handicap - 950m  
30 September 2025 - 17:29  
Track Rating: Good 4, Weather: Fine, Rail Position: True



Section	Overall	800m	600m	400m	200m									
Section Times	0:55.10 [6] (0:10.89)	0:44.21 [7] (0:10.54)	0:33.67 [7] (0:10.68)	0:22.99 [8] (0:11.40)	0:11.59 [8] (0:11.59)									
Average Speed [km/h]	49.6	68.2	67.9	64.1	62.2									
Top Speed [km/h]	66.1	69.2	68.8	65.1	63.6									
Avg. Dist. to Rail [m]	2.9	0.4	1.5	7.4	12.3									
Avg. Stride Freq. [Hz]	2.3	2.5	2.4	2.5	2.5									
Avg. Stride Length [m]	6.8	7.6	7.6	7.2	6.9									





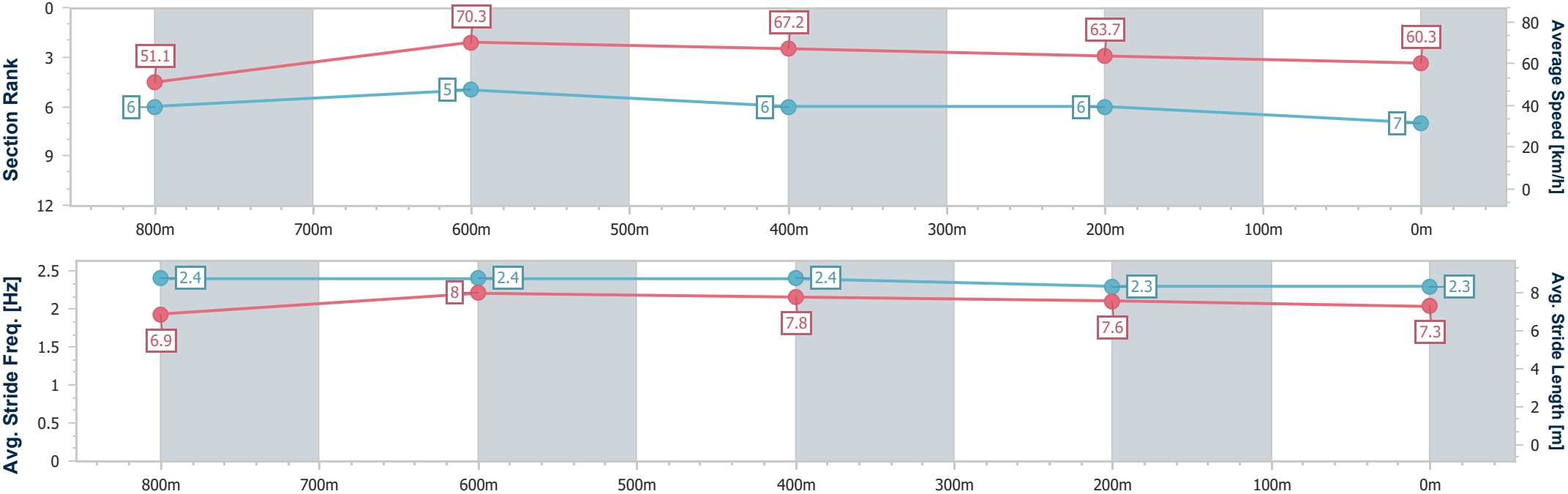
Horse/Jockey Name	Travelling Sweet
Final Rank	7
Fastest Section Time (Section)	0:10.25 (800m)
Top Speed [km/h] (Section)	71.1 (800m)
Race State	Finished



Ladbrokes Cannon ParkProfessional  
Race 8: Ladbrokes Big Bets QTIS 0 - 55 Handicap - 950m  
30 September 2025 - 17:29  
Track Rating: Good 4, Weather: Fine, Rail Position: True



Section	Overall	800m	600m	400m	200m														
Section Times	0:55.18 [7] (0:10.64)	0:44.54 [6] (0:10.25)	0:34.29 [5] (0:10.86)	0:23.43 [6] (0:11.49)	0:11.94 [6] (0:11.94)														
Average Speed [km/h]	51.1	70.3	67.2	63.7	60.3														
Top Speed [km/h]	69.4	71.1	68.9	64.9	62.9														
Avg. Dist. to Rail [m]	7.8	1.3	2.2	6.4	7.8														
Avg. Stride Freq. [Hz]	2.4	2.4	2.4	2.3	2.3														
Avg. Stride Length [m]	6.9	8.0	7.8	7.6	7.3														





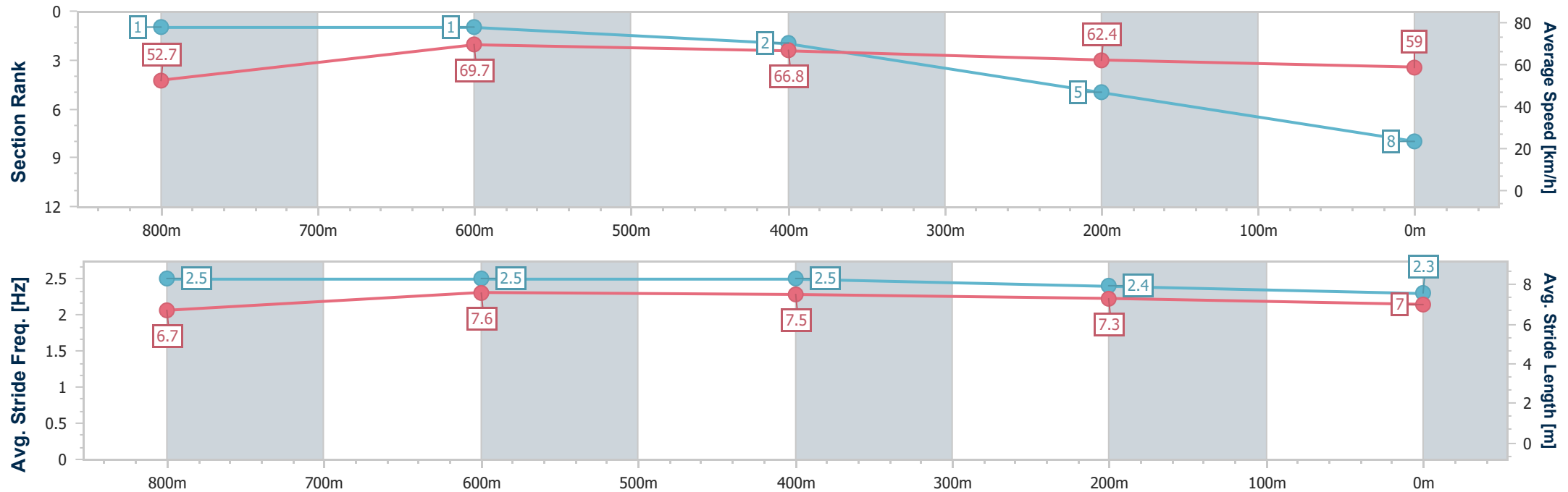
Horse/Jockey Name	Margot Barbie
Final Rank	8
Fastest Section Time (Section)	0:10.26 (Overall)
Top Speed [km/h] (Section)	70.6 (800m)
Race State	Finished



Ladbrokes Cannon ParkProfessional  
Race 8: Ladbrokes Big Bets QTIS 0 - 55 Handicap - 950m  
30 September 2025 - 17:29  
Track Rating: Good 4, Weather: Fine, Rail Position: True



Section	Overall	800m	600m	400m	200m									
Section Times	0:55.25 [8] (0:10.26)	0:44.99 [1] (0:10.35)	0:34.64 [1] (0:10.80)	0:23.84 [2] (0:11.67)	0:12.17 [5] (0:12.17)									
Average Speed [km/h]	52.7	69.7	66.8	62.4	59.0									
Top Speed [km/h]	70.0	70.6	69.3	63.9	61.0									
Avg. Dist. to Rail [m]	7.3	0.9	1.1	4.1	5.1									
Avg. Stride Freq. [Hz]	2.5	2.5	2.5	2.4	2.3									
Avg. Stride Length [m]	6.7	7.6	7.5	7.3	7.0									





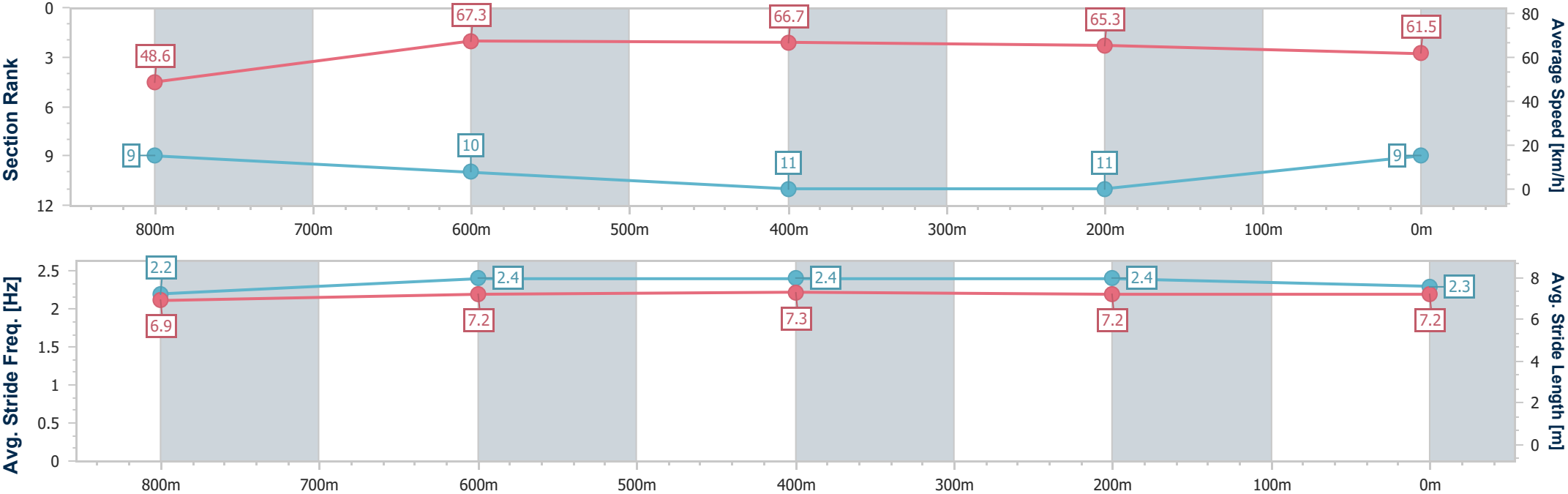
Horse/Jockey Name	Arturetta
Final Rank	9
Fastest Section Time (Section)	0:10.69 (800m)
Top Speed [km/h] (Section)	67.6 (800m)
Race State	Finished



Ladbrokes Cannon ParkProfessional  
Race 8: Ladbrokes Big Bets QTIS 0 - 55 Handicap - 950m  
30 September 2025 - 17:29  
Track Rating: Good 4, Weather: Fine, Rail Position: True



Section	Overall	800m	600m	400m	200m														
Section Times	0:55.52 [9] (0:11.10)	0:44.42 [9] (0:10.69)	0:33.73 [10] (0:10.89)	0:22.84 [11] (0:11.13)	0:11.71 [11] (0:11.71)														
Average Speed [km/h]	48.6	67.3	66.7	65.3	61.5														
Top Speed [km/h]	65.8	67.6	67.1	66.3	64.0														
Avg. Dist. to Rail [m]	3.5	2.7	1.7	3.4	4.9														
Avg. Stride Freq. [Hz]	2.2	2.4	2.4	2.4	2.3														
Avg. Stride Length [m]	6.9	7.2	7.3	7.2	7.2														







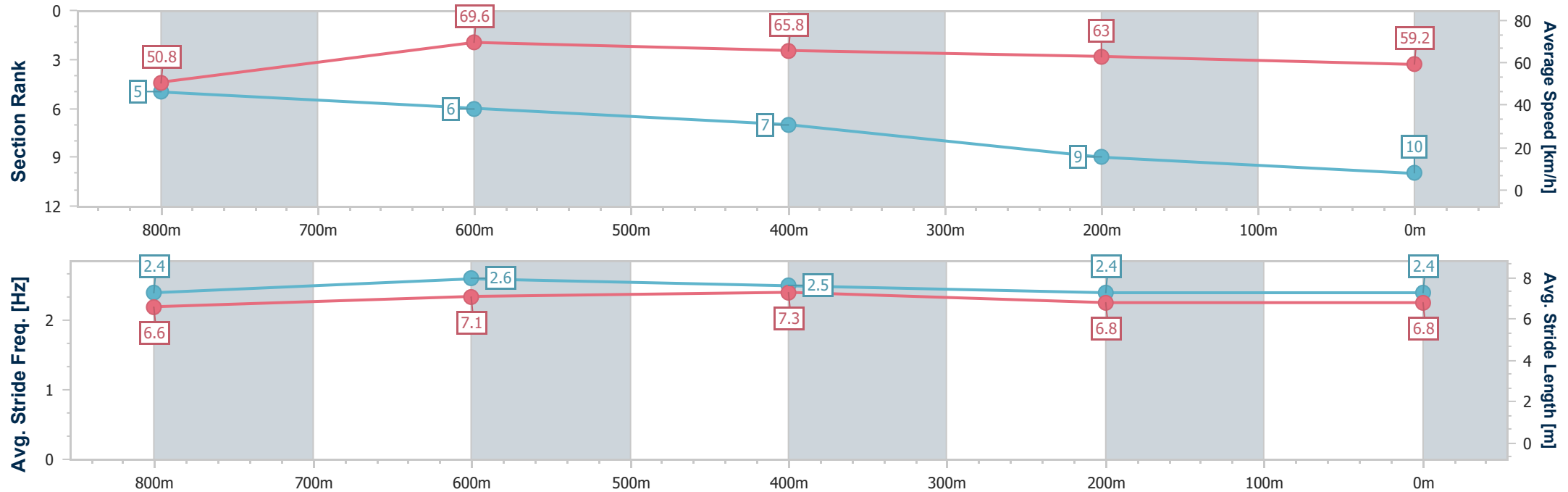
Horse/Jockey Name	Shiho
Final Rank	10
Fastest Section Time (Section)	0:10.37 (800m)
Top Speed [km/h] (Section)	69.6 (800m)
Race State	Finished



Ladbrokes Cannon ParkProfessional  
Race 8: Ladbrokes Big Bets QTIS 0 - 55 Handicap - 950m  
30 September 2025 - 17:29  
Track Rating: Good 4, Weather: Fine, Rail Position: True



Section	Overall	800m	600m	400m	200m									
Section Times	0:55.71 [10] (0:10.61)	0:45.10 [5] (0:10.37)	0:34.73 [6] (0:11.07)	0:23.66 [7] (0:11.51)	0:12.15 [9] (0:12.15)									
Average Speed [km/h]	50.8	69.6	65.8	63.0	59.2									
Top Speed [km/h]	68.6	69.6	68.7	63.8	62.3									
Avg. Dist. to Rail [m]	7.6	2.3	1.5	4.3	6.1									
Avg. Stride Freq. [Hz]	2.4	2.6	2.5	2.4	2.4									
Avg. Stride Length [m]	6.6	7.1	7.3	6.8	6.8									





Horse/Jockey Name	Youwannapeachofme
Final Rank	11
Fastest Section Time (Section)	0:10.57 (800m)
Top Speed [km/h] (Section)	68.8 (800m)
Race State	Finished



Ladbrokes Cannon ParkProfessional  
Race 8: Ladbrokes Big Bets QTIS 0 - 55 Handicap - 950m  
30 September 2025 - 17:29  
Track Rating: Good 4, Weather: Fine, Rail Position: True



Section	Overall	800m	600m	400m	200m														
Section Times	0:55.77 [11] (0:11.27)	0:44.50 [11] (0:10.57)	0:33.93 [11] (0:10.75)	0:23.18 [10] (0:11.21)	0:11.97 [10] (0:11.97)														
Average Speed [km/h]	47.8	68.4	67.4	64.5	60.0														
Top Speed [km/h]	64.8	68.8	68.0	66.2	62.9														
Avg. Dist. to Rail [m]	2.7	1.6	1.2	2.8	2.8														
Avg. Stride Freq. [Hz]	2.2	2.5	2.5	2.5	2.4														
Avg. Stride Length [m]	6.8	7.3	6.8	6.9	6.8														

