



# DalbyProfessional

## Race 1: PEST WORX Maiden Plate - 1000m

02 October 2025 - 12:28



Track Rating: Good 4, Weather: Fine, Rail Position: +2m 600m-300m; True Remainder

Section						Overall	800m	600m	400m	200m	Last 600m		
Field Times						0:56.98 (0:12.86)	0:44.12 (0:10.28)	0:33.84 (0:10.90)	0:22.94 (0:11.16)	0:11.78 (0:11.78)	0:33.84		
Rank	TAB	Horse/Jockey	Barrier	Top Speed [km/h]	Fastest Section					Margin		Distance Travelled [m]	
1	9	SPIKED	6	71.2	0:10.28	0:56.98 [1]	0:44.12 [1]	0:33.84 [1]	0:22.94 [1]	0:11.78 [1]	0:56.98	0:33.84	
		Kenji Yoshida		800m	800m	(0:12.86)	(0:10.28)	(0:10.90)	(0:11.16)	(0:11.78)			
2	10	VESPER LYND	2	70.7	0:10.42	0:57.41 [2]	0:44.51 [2]	0:34.09 [3]	0:23.06 [2]	0:11.85 [2]	2.55L	0:34.09	
		Reece O'Connell		800m	800m	(0:12.90)	(0:10.42)	(0:11.03)	(0:11.21)	(0:11.85)			
3	3	SHADYVALE AL	3	69.7	0:10.43	0:57.49 [3]	0:44.20 [8]	0:33.77 [6]	0:22.69 [5]	0:11.51 [5]	3.01L	0:33.77	
		Karl Zechner		800m	800m	(0:13.29)	(0:10.43)	(0:11.08)	(0:11.18)	(0:11.51)			
4	1	COLONEL PARKER	4	70.1	0:10.31	0:57.59 [4]	0:44.62 [3]	0:34.31 [2]	0:23.09 [3]	0:11.71 [3]	3.58L	0:34.31	
		Justin Huxtable		800m	800m	(0:12.97)	(0:10.31)	(0:11.22)	(0:11.38)	(0:11.71)			
5	2	NEWELL BEACH	9	69.0	0:10.56	0:58.05 [5]	0:44.89 [5]	0:34.33 [7]	0:23.03 [7]	0:11.82 [6]	6.28L	0:34.33	
		Brandon Lerena		800m	800m	(0:13.16)	(0:10.56)	(0:11.30)	(0:11.21)	(0:11.82)			
6	5	ARIYAH	7	69.8	0:10.44	0:58.28 [6]	0:45.06 [6]	0:34.62 [5]	0:23.41 [6]	0:11.99 [7]	7.66L	0:34.62	
		Corey Bayliss		800m	800m	(0:13.22)	(0:10.44)	(0:11.21)	(0:11.42)	(0:11.99)			
7	4	YONAKA	5	70.4	0:10.38	0:58.29 [7]	0:45.17 [4]	0:34.79 [4]	0:23.77 [4]	0:12.32 [4]	7.7L	0:34.79	
		Hannah Richardson		800m	800m	(0:13.12)	(0:10.38)	(0:11.02)	(0:11.45)	(0:12.32)			
8	8	MAGIC THEY SAY	8	70.4	0:10.43	0:58.33 [8]	0:44.71 [9]	0:34.28 [9]	0:23.23 [8]	0:11.96 [8]	7.97L	0:34.28	
		Scott Sheargold		800m	800m	(0:13.62)	(0:10.43)	(0:11.05)	(0:11.27)	(0:11.96)			
9	11	ROIGARD	1	70.7	0:10.50	0:59.10 [9]	0:45.82 [7]	0:35.32 [8]	0:24.00 [8]	0:12.11 [9]	12.47L	0:35.32	
		Kayla Barker		Overall	800m	(0:13.28)	(0:10.50)	(0:11.32)	(0:11.89)	(0:12.11)			
10	7	JEZABEL JAZZ	10	68.7	0:10.62	0:59.19 [10]	0:45.24 [10]	0:34.62 [10]	0:23.46 [10]	0:11.88 [10]	13.02L	0:34.62	
		Kelsey Lenton		800m	800m	(0:13.95)	(0:10.62)	(0:11.16)	(0:11.58)	(0:11.88)			

Scratched: Ceekay's Choice (#6), She's Brutal (#13), Mrs Kajudo (#12)



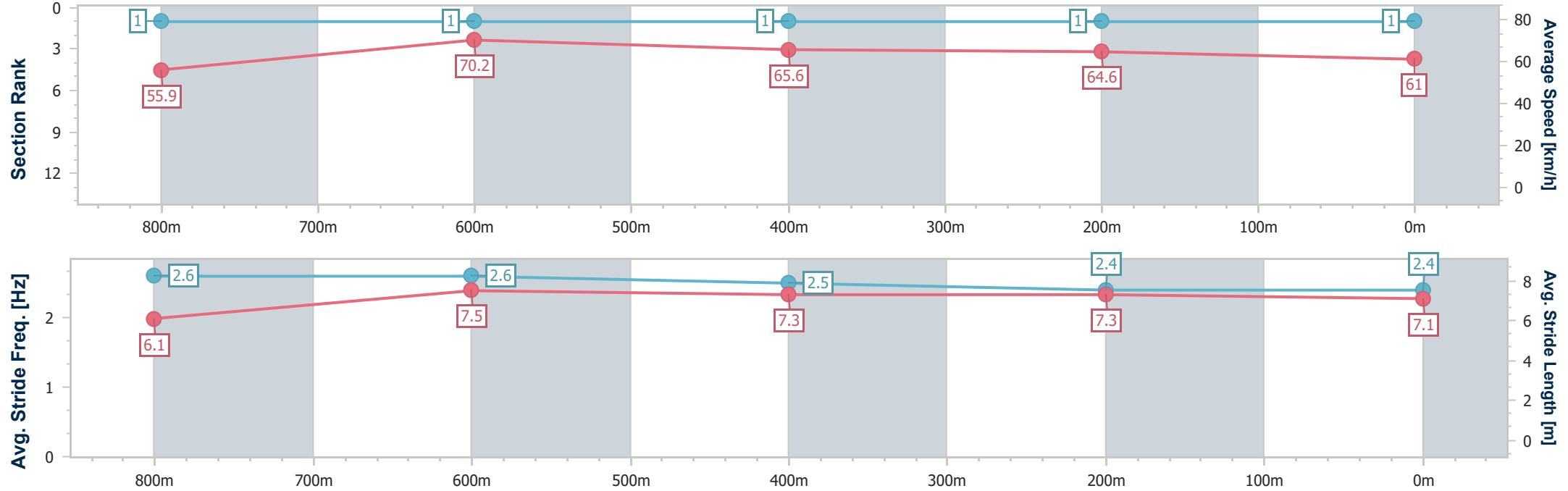
Horse/Jockey Name	Spiked
Final Rank	1
Fastest Section Time (Section)	0:10.28 (800m)
Top Speed [km/h] (Section)	71.2 (800m)
Race State	Finished



DalbyProfessional  
Race 1: PEST WORX Maiden Plate - 1000m  
02 October 2025 - 12:28  
Track Rating: Good 4, Weather: Fine, Rail Position: +2m 600m-300m; True Remainder



Section	Overall	800m	600m	400m	200m									
Section Times	0:56.98 [1] (0:12.86)	0:44.12 [1] (0:10.28)	0:33.84 [1] (0:10.90)	0:22.94 [1] (0:11.16)	0:11.78 [1] (0:11.78)									
Average Speed [km/h]	55.9	70.2	65.6	64.6	61.0									
Top Speed [km/h]	71.2	71.2	68.7	66.5	64.5									
Avg. Dist. to Rail [m]	6.4	2.1	1.2	0.8	0.6									
Avg. Stride Freq. [Hz]	2.6	2.6	2.5	2.4	2.4									
Avg. Stride Length [m]	6.1	7.5	7.3	7.3	7.1									





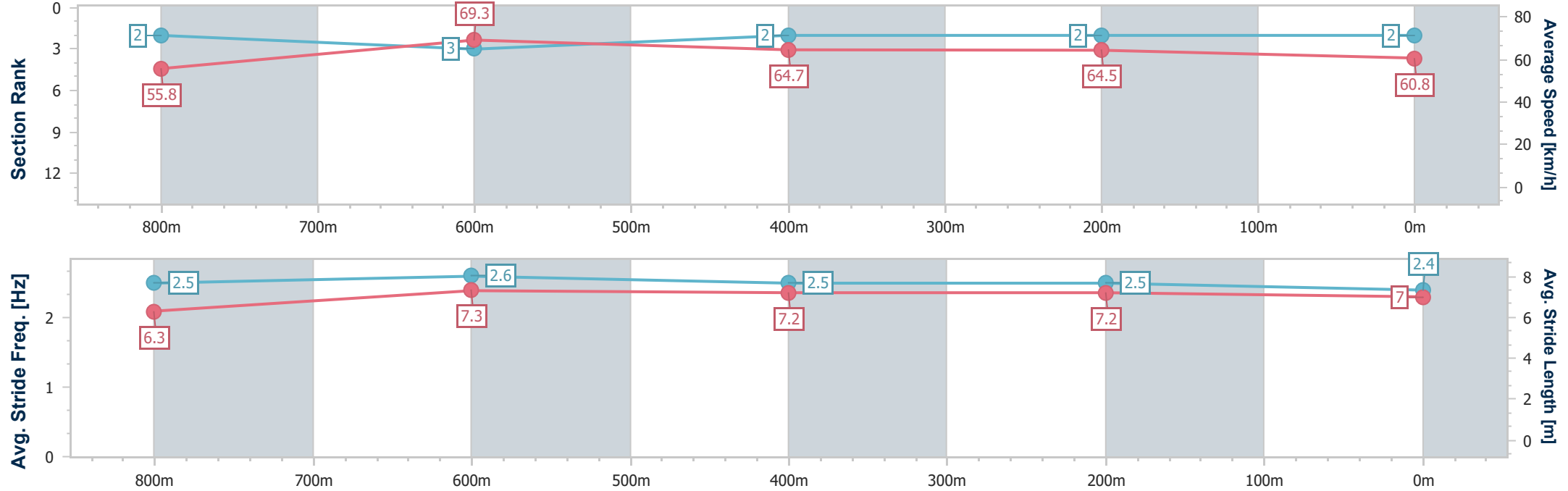
Horse/Jockey Name	Vesper Lynd
Final Rank	2
Fastest Section Time (Section)	0:10.42 (800m)
Top Speed [km/h] (Section)	70.7 (800m)
Race State	Finished



DalbyProfessional  
Race 1: PEST WORX Maiden Plate - 1000m  
02 October 2025 - 12:28  
Track Rating: Good 4, Weather: Fine, Rail Position: +2m 600m-300m; True Remainder



Section	Overall	800m	600m	400m	200m									
Section Times	0:57.41 [2] (0:12.90)	0:44.51 [2] (0:10.42)	0:34.09 [3] (0:11.03)	0:23.06 [2] (0:11.21)	0:11.85 [2] (0:11.85)									
Average Speed [km/h]	55.8	69.3	64.7	64.5	60.8									
Top Speed [km/h]	70.6	70.7	67.0	66.7	63.2									
Avg. Dist. to Rail [m]	1.8	0.9	0.6	1.1	3.8									
Avg. Stride Freq. [Hz]	2.5	2.6	2.5	2.5	2.4									
Avg. Stride Length [m]	6.3	7.3	7.2	7.2	7.0									





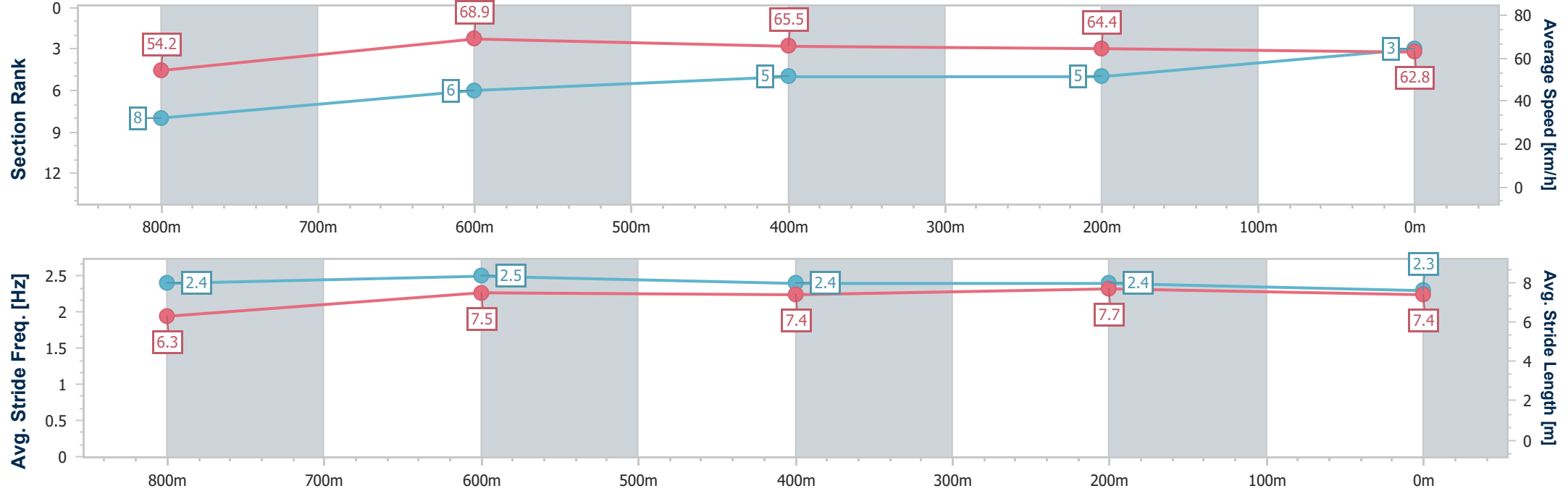
Horse/Jockey Name	Shadyvale AI
Final Rank	3
Fastest Section Time (Section)	0:10.43 (800m)
Top Speed [km/h] (Section)	69.7 (800m)
Race State	Finished



DalbyProfessional  
Race 1: PEST WORX Maiden Plate - 1000m  
02 October 2025 - 12:28  
Track Rating: Good 4, Weather: Fine, Rail Position: +2m 600m-300m; True Remainder



Section	Overall	800m	600m	400m	200m										
Section Times	0:57.49 [3] (0:13.29)	0:44.20 [8] (0:10.43)	0:33.77 [6] (0:11.08)	0:22.69 [5] (0:11.18)	0:11.51 [5] (0:11.51)										
Average Speed [km/h]	54.2	68.9	65.5	64.4	62.8										
Top Speed [km/h]	69.0	69.7	67.7	65.8	65.1										
Avg. Dist. to Rail [m]	3.3	3.6	1.6	0.7	0.5										
Avg. Stride Freq. [Hz]	2.4	2.5	2.4	2.4	2.3										
Avg. Stride Length [m]	6.3	7.5	7.4	7.7	7.4										





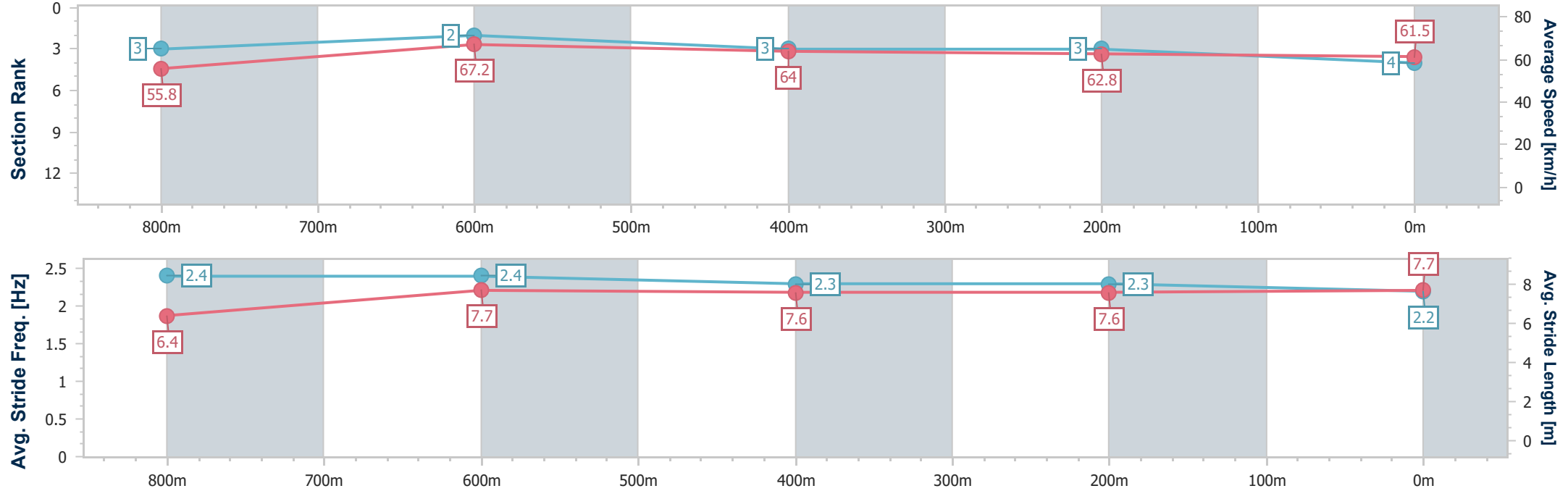
Horse/Jockey Name	Colonel Parker
Final Rank	4
Fastest Section Time (Section)	0:10.31 (800m)
Top Speed [km/h] (Section)	70.1 (800m)
Race State	Finished



DalbyProfessional  
Race 1: PEST WORX Maiden Plate - 1000m  
02 October 2025 - 12:28  
Track Rating: Good 4, Weather: Fine, Rail Position: +2m 600m-300m; True Remainder



Section	Overall	800m	600m	400m	200m										
Section Times	0:57.59 [4] (0:12.97)	0:44.62 [3] (0:10.31)	0:34.31 [2] (0:11.22)	0:23.09 [3] (0:11.38)	0:11.71 [3] (0:11.71)										
Average Speed [km/h]	55.8	67.2	64.0	62.8	61.5										
Top Speed [km/h]	65.2	70.1	69.8	65.2	64.3										
Avg. Dist. to Rail [m]	4.6	5.1	3.7	2.7	4.3										
Avg. Stride Freq. [Hz]	2.4	2.4	2.3	2.3	2.2										
Avg. Stride Length [m]	6.4	7.7	7.6	7.6	7.7										



[ ] Ranking at each section and finish  
-.-.- No data available at this section  
NA No data available



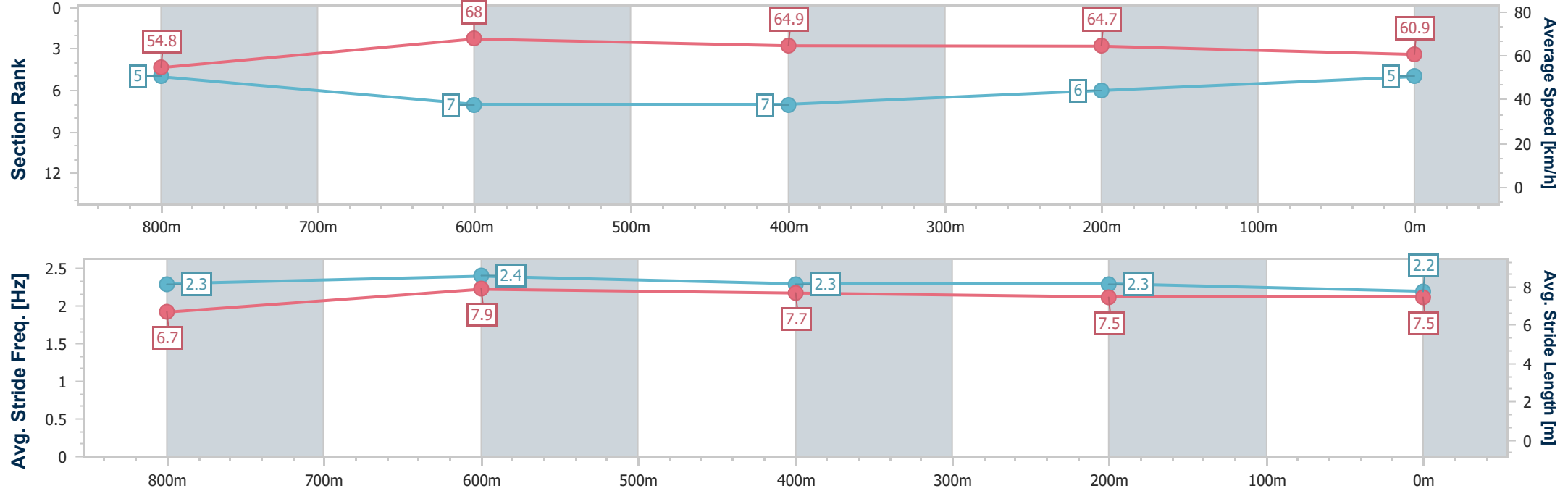
Horse/Jockey Name	Newell Beach
Final Rank	5
Fastest Section Time (Section)	0:10.56 (800m)
Top Speed [km/h] (Section)	69.0 (800m)
Race State	Finished



DalbyProfessional  
Race 1: PEST WORX Maiden Plate - 1000m  
02 October 2025 - 12:28  
Track Rating: Good 4, Weather: Fine, Rail Position: +2m 600m-300m; True Remainder



Section	Overall	800m	600m	400m	200m														
Section Times	0:58.05 [5] (0:13.16)	0:44.89 [5] (0:10.56)	0:34.33 [7] (0:11.30)	0:23.03 [7] (0:11.21)	0:11.82 [6] (0:11.82)														
Average Speed [km/h]	54.8	68.0	64.9	64.7	60.9														
Top Speed [km/h]	68.6	69.0	67.2	65.7	64.3														
Avg. Dist. to Rail [m]	7.8	5.3	3.3	4.7	6.1														
Avg. Stride Freq. [Hz]	2.3	2.4	2.3	2.3	2.2														
Avg. Stride Length [m]	6.7	7.9	7.7	7.5	7.5														





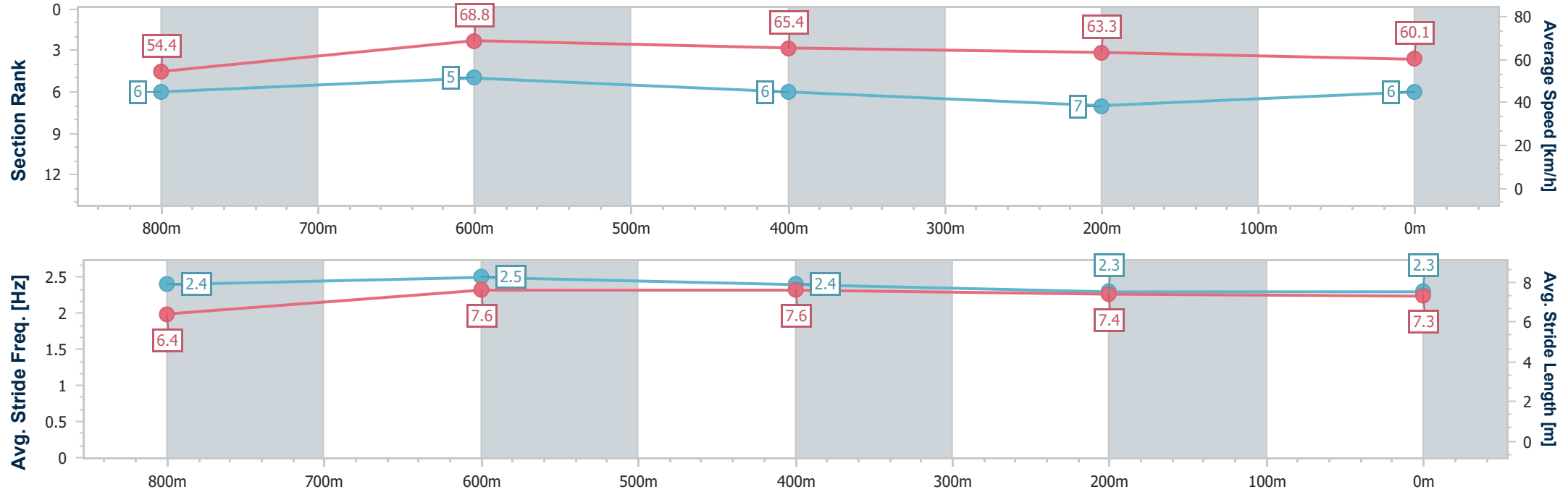
Horse/Jockey Name	Ariyah
Final Rank	6
Fastest Section Time (Section)	0:10.44 (800m)
Top Speed [km/h] (Section)	69.8 (800m)
Race State	Finished



DalbyProfessional  
Race 1: PEST WORX Maiden Plate - 1000m  
02 October 2025 - 12:28  
Track Rating: Good 4, Weather: Fine, Rail Position: +2m 600m-300m; True Remainder



Section	Overall	800m	600m	400m	200m										
Section Times	0:58.28 [6] (0:13.22)	0:45.06 [6] (0:10.44)	0:34.62 [5] (0:11.21)	0:23.41 [6] (0:11.42)	0:11.99 [7] (0:11.99)										
Average Speed [km/h]	54.4	68.8	65.4	63.3	60.1										
Top Speed [km/h]	69.8	69.8	67.5	64.1	62.8										
Avg. Dist. to Rail [m]	7.0	4.3	3.0	2.1	3.7										
Avg. Stride Freq. [Hz]	2.4	2.5	2.4	2.3	2.3										
Avg. Stride Length [m]	6.4	7.6	7.6	7.4	7.3										





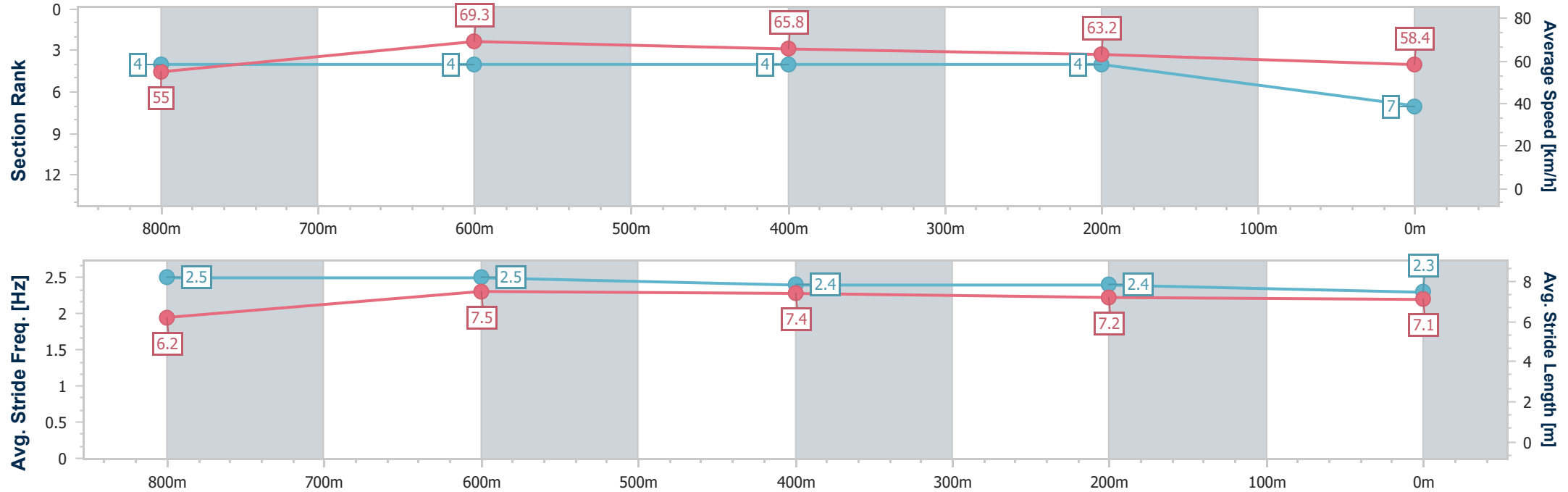
Horse/Jockey Name	Yonaka
Final Rank	7
Fastest Section Time (Section)	0:10.38 (800m)
Top Speed [km/h] (Section)	70.4 (800m)
Race State	Finished



DalbyProfessional  
Race 1: PEST WORX Maiden Plate - 1000m  
02 October 2025 - 12:28  
Track Rating: Good 4, Weather: Fine, Rail Position: +2m 600m-300m; True Remainder



Section	Overall	800m	600m	400m	200m										
Section Times	0:58.29 [7] (0:13.12)	0:45.17 [4] (0:10.38)	0:34.79 [4] (0:11.02)	0:23.77 [4] (0:11.45)	0:12.32 [4] (0:12.32)										
Average Speed [km/h]	55.0	69.3	65.8	63.2	58.4										
Top Speed [km/h]	70.3	70.4	68.3	64.6	61.5										
Avg. Dist. to Rail [m]	5.2	3.6	1.5	3.2	3.8										
Avg. Stride Freq. [Hz]	2.5	2.5	2.4	2.4	2.3										
Avg. Stride Length [m]	6.2	7.5	7.4	7.2	7.1										







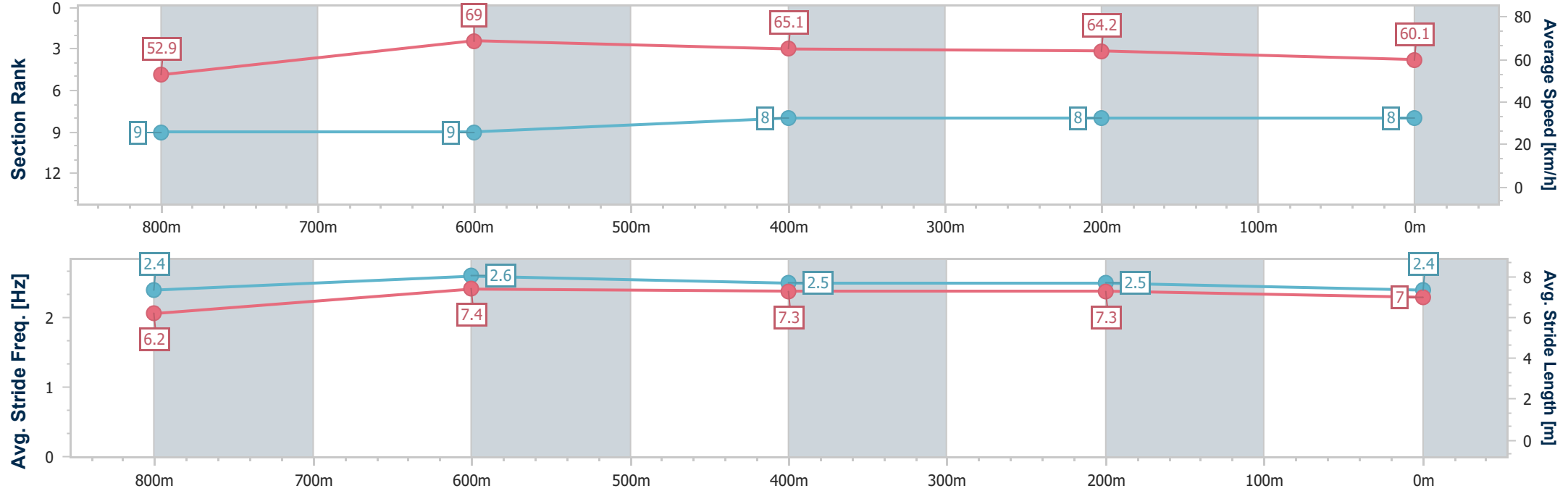
Horse/Jockey Name	Magic They Say
Final Rank	8
Fastest Section Time (Section)	0:10.43 (800m)
Top Speed [km/h] (Section)	70.4 (800m)
Race State	Finished



DalbyProfessional  
Race 1: PEST WORX Maiden Plate - 1000m  
02 October 2025 - 12:28  
Track Rating: Good 4, Weather: Fine, Rail Position: +2m 600m-300m; True Remainder



Section	Overall	800m	600m	400m	200m										
Section Times	0:58.33 [8] (0:13.62)	0:44.71 [9] (0:10.43)	0:34.28 [9] (0:11.05)	0:23.23 [8] (0:11.27)	0:11.96 [8] (0:11.96)										
Average Speed [km/h]	52.9	69.0	65.1	64.2	60.1										
Top Speed [km/h]	69.5	70.4	68.0	65.7	63.4										
Avg. Dist. to Rail [m]	6.2	2.9	0.7	0.8	1.1										
Avg. Stride Freq. [Hz]	2.4	2.6	2.5	2.5	2.4										
Avg. Stride Length [m]	6.2	7.4	7.3	7.3	7.0										



[ ] Ranking at each section and finish  
- - - - - No data available at this section  
NA No data available



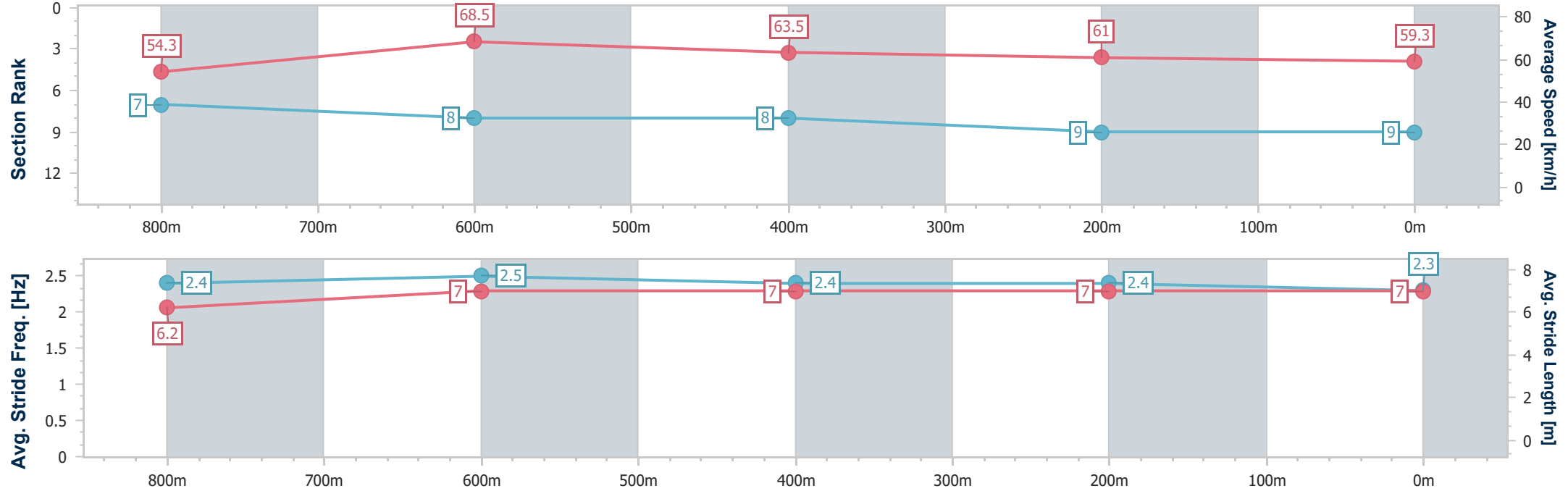
Horse/Jockey Name	Roigard
Final Rank	9
Fastest Section Time (Section)	0:10.50 (800m)
Top Speed [km/h] (Section)	70.7 (Overall)
Race State	Finished



DalbyProfessional  
Race 1: PEST WORX Maiden Plate - 1000m  
02 October 2025 - 12:28  
Track Rating: Good 4, Weather: Fine, Rail Position: +2m 600m-300m; True Remainder



Section	Overall	800m	600m	400m	200m														
Section Times	0:59.10 [9] (0:13.28)	0:45.82 [7] (0:10.50)	0:35.32 [8] (0:11.32)	0:24.00 [8] (0:11.89)	0:12.11 [9] (0:12.11)														
Average Speed [km/h]	54.3	68.5	63.5	61.0	59.3														
Top Speed [km/h]	70.7	70.0	68.1	61.7	61.7														
Avg. Dist. to Rail [m]	1.0	0.7	0.7	4.2	9.0														
Avg. Stride Freq. [Hz]	2.4	2.5	2.4	2.4	2.3														
Avg. Stride Length [m]	6.2	7.0	7.0	7.0	7.0														





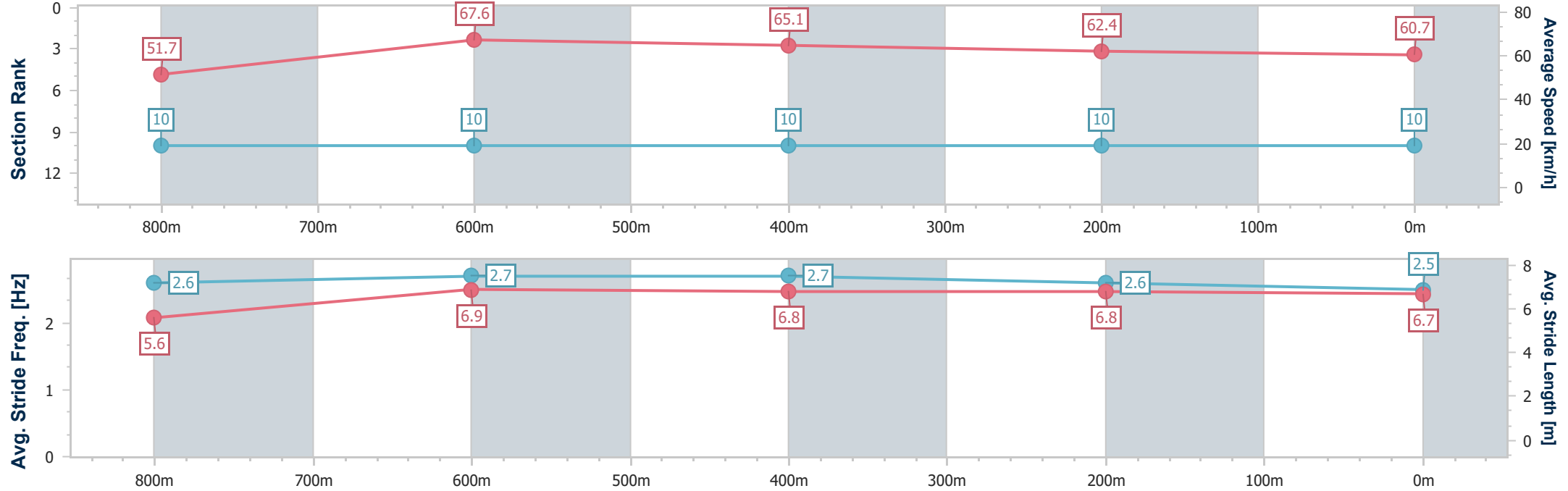
Horse/Jockey Name	Jezabel Jazz
Final Rank	10
Fastest Section Time (Section)	0:10.62 (800m)
Top Speed [km/h] (Section)	68.7 (800m)
Race State	Finished



DalbyProfessional  
Race 1: PEST WORX Maiden Plate - 1000m  
02 October 2025 - 12:28  
Track Rating: Good 4, Weather: Fine, Rail Position: +2m 600m-300m; True Remainder



Section	Overall	800m	600m	400m	200m										
Section Times	0:59.19 [10] (0:13.95)	0:45.24 [10] (0:10.62)	0:34.62 [10] (0:11.16)	0:23.46 [10] (0:11.58)	0:11.88 [10] (0:11.88)										
Average Speed [km/h]	51.7	67.6	65.1	62.4	60.7										
Top Speed [km/h]	68.0	68.7	67.2	63.2	62.5										
Avg. Dist. to Rail [m]	8.1	4.8	1.7	3.4	3.0										
Avg. Stride Freq. [Hz]	2.6	2.7	2.7	2.6	2.5										
Avg. Stride Length [m]	5.6	6.9	6.8	6.8	6.7										





# DalbyProfessional

## Race 2: LADBROKES QTIS Three-Year-Old Maiden Plate - 1000m

02 October 2025 - 13:01



Track Rating: Good 4, Weather: Fine, Rail Position: +2m 600m-300m; True Remainder

Section						Overall	800m	600m	400m	200m	Last 600m		
Field Times						0:57.06 (0:12.78)	0:44.28 (0:10.39)	0:33.89 (0:10.79)	0:23.10 (0:11.14)	0:11.96 (0:11.96)	0:33.89		
Rank	TAB	Horse/Jockey	Barrier	Top Speed [km/h]	Fastest Section							Margin	Distance Travelled [m]
1	1	LITTLE FELLA	2	70.5	0:10.51	0:57.06 [1]	0:43.90 [4]	0:33.39 [4]	0:22.03 [4]	0:10.85 [4]	0:57.06	0:33.39	
		Justin Huxtable		800m	800m	(0:13.16)	(0:10.51)	(0:11.36)	(0:11.18)	(0:10.85)			
2	5	BRAVE IN SEATTLE	8	71.2	0:10.39	0:57.25 [2]	0:44.47 [1]	0:34.08 [1]	0:23.29 [1]	0:12.15 [1]	1.07L	0:34.08	+0
		Olivia Kendal		Overall	800m	(0:12.78)	(0:10.39)	(0:10.79)	(0:11.14)	(0:12.15)			
3	7	CHEEKY'S TIME	10	72.1	0:10.69	0:57.53 [3]	0:44.71 [2]	0:34.02 [3]	0:22.60 [3]	0:11.36 [3]	2.74L	0:34.02	+2
		Adin Thompson		Overall	800m	(0:12.82)	(0:10.69)	(0:11.42)	(0:11.24)	(0:11.36)			
4	13	BLUEY'S CHOICE	5	72.0	0:10.50	0:57.90 [4]	0:44.92 [3]	0:34.42 [2]	0:23.31 [2]	0:11.97 [2]	4.93L	0:34.42	-1
		Micheal Hellyer		Overall	800m	(0:12.98)	(0:10.50)	(0:11.11)	(0:11.34)	(0:11.97)			
5	12	TROOPER SAM	3	71.6	0:10.39	0:58.08 [5]	0:44.64 [7]	0:34.25 [6]	0:22.88 [5]	0:11.47 [5]	5.97L	0:34.25	+0
		Jade Metcalfe		800m	800m	(0:13.44)	(0:10.39)	(0:11.37)	(0:11.41)	(0:11.47)			
6	2	MISHANI COMRADE	4	69.6	0:10.61	0:58.20 [6]	0:44.88 [6]	0:34.27 [7]	0:22.77 [7]	0:11.41 [6]	6.66L	0:34.27	+0
		Chloe Lowe		800m	800m	(0:13.32)	(0:10.61)	(0:11.50)	(0:11.36)	(0:11.41)			
7	11	CANCELLED	1	71.1	0:10.37	0:58.44 [7]	0:44.66 [9]	0:34.29 [8]	0:22.85 [8]	0:11.44 [7]	8.11L	0:34.29	-2
		Jaden Lloyd		800m	800m	(0:13.78)	(0:10.37)	(0:11.44)	(0:11.41)	(0:11.44)			
8	9	STRIKE ME PINK	7	69.0	0:10.75	0:58.49 [8]	0:44.69 [10]	0:33.94 [10]	0:22.54 [10]	0:11.20 [9]	8.39L	0:33.94	+0
		Kayla Barker		Overall	800m	(0:13.80)	(0:10.75)	(0:11.40)	(0:11.34)	(0:11.20)			
9	10	VEEKO STYLE	6	70.4	0:10.64	0:59.37 [9]	0:46.18 [5]	0:35.54 [5]	0:24.01 [6]	0:12.24 [8]	13.56L	0:35.54	+3
		Hannah Phillips		800m	800m	(0:13.19)	(0:10.64)	(0:11.53)	(0:11.77)	(0:12.24)			
10	4	ASTERN POWERS	9	70.1	0:10.61	0:59.80 [10]	0:46.15 [8]	0:35.54 [9]	0:24.10 [9]	0:12.41 [10]	16.08L	0:35.54	+2
		Hannah Richardson		800m	800m	(0:13.65)	(0:10.61)	(0:11.44)	(0:11.69)	(0:12.41)			

Scratched: Naturally Lit (#16), Successismagic (#14), Mishani Steller (#17), Rose Of Chantilly (#8), Carpet Ride (#6), Pippie Pomar (#15), Star Of Ascot (#3)

Report Created: Thu 2 October 2025 13:14 GMT+1 (Note: Timing is based on position data)

Page 1/11

[ ] Ranking at each section and finish  
-:-:- No data available at this section  
NA No data available

SCN Saddle cloth number  
DNF Did not finish  
DNT Did not track

data processed by TRIPLESDATA



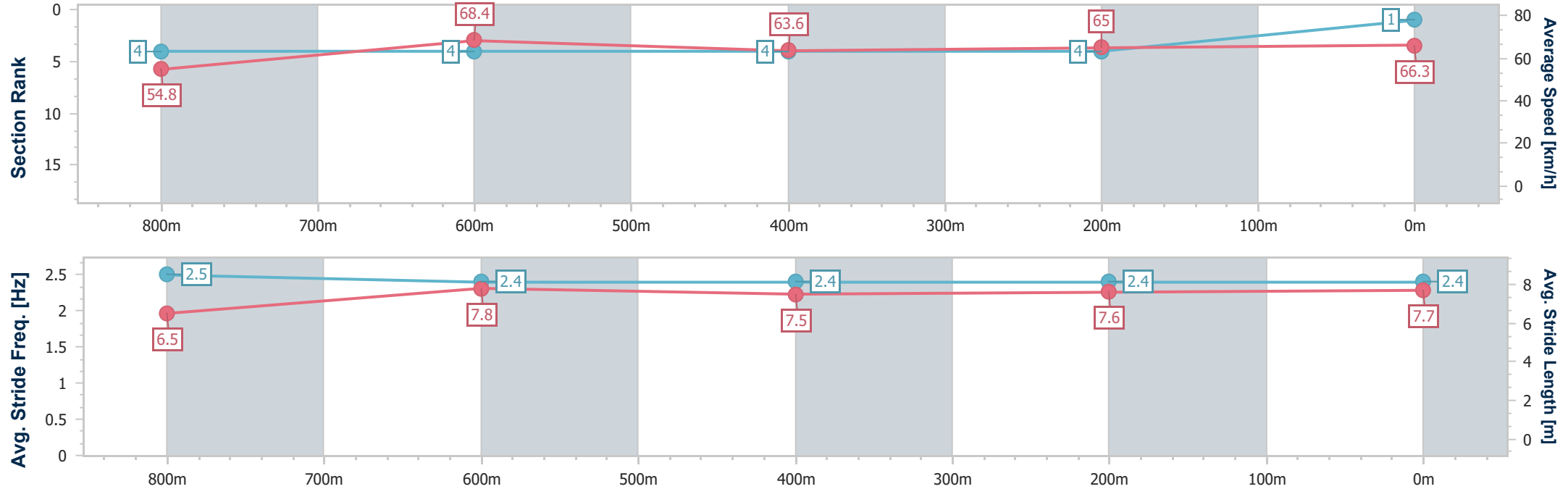
Horse/Jockey Name	Little Fella
Final Rank	1
Fastest Section Time (Section)	0:10.51 (800m)
Top Speed [km/h] (Section)	70.5 (800m)
Race State	Finished



DalbyProfessional  
Race 2: LADBROKES QTIS Three-Year-Old Maiden Plate - 1000m  
02 October 2025 - 13:01  
Track Rating: Good 4, Weather: Fine, Rail Position: +2m 600m-300m; True Remainder



Section	Overall	800m	600m	400m	200m										
Section Times	0:57.06 [1] (0:13.16)	0:43.90 [4] (0:10.51)	0:33.39 [4] (0:11.36)	0:22.03 [4] (0:11.18)	0:10.85 [4] (0:10.85)										
Average Speed [km/h]	54.8	68.4	63.6	65.0	66.3										
Top Speed [km/h]	69.7	70.5	66.7	66.8	68.4										
Avg. Dist. to Rail [m]	2.8	2.5	0.9	3.7	6.5										
Avg. Stride Freq. [Hz]	2.5	2.4	2.4	2.4	2.4										
Avg. Stride Length [m]	6.5	7.8	7.5	7.6	7.7										





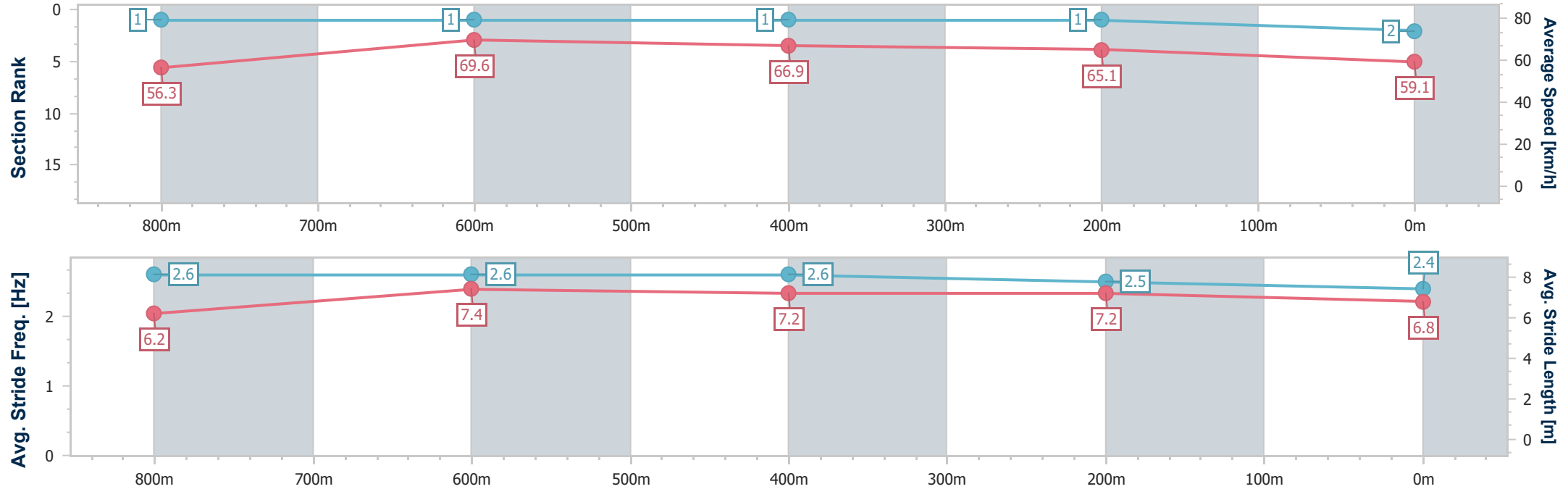
Horse/Jockey Name	Brave In Seattle
Final Rank	2
Fastest Section Time (Section)	0:10.39 (800m)
Top Speed [km/h] (Section)	71.2 (Overall)
Race State	Finished



DalbyProfessional  
Race 2: LADBROKES QTIS Three-Year-Old Maiden Plate - 1000m  
02 October 2025 - 13:01  
Track Rating: Good 4, Weather: Fine, Rail Position: +2m 600m-300m; True Remainder



Section	Overall	800m	600m	400m	200m														
Section Times	0:57.25 [2] (0:12.78)	0:44.47 [1] (0:10.39)	0:34.08 [1] (0:10.79)	0:23.29 [1] (0:11.14)	0:12.15 [1] (0:12.15)														
Average Speed [km/h]	56.3	69.6	66.9	65.1	59.1														
Top Speed [km/h]	71.2	70.7	68.6	67.8	63.0														
Avg. Dist. to Rail [m]	6.2	3.0	1.0	3.2	4.2														
Avg. Stride Freq. [Hz]	2.6	2.6	2.6	2.5	2.4														
Avg. Stride Length [m]	6.2	7.4	7.2	7.2	6.8														





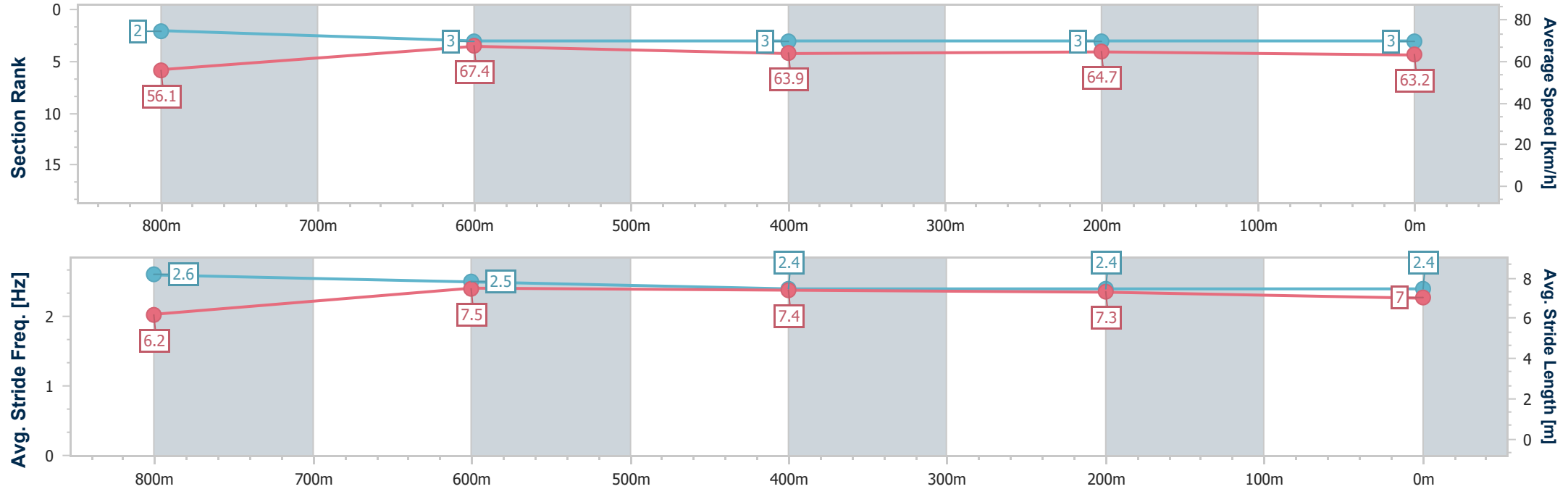
Horse/Jockey Name	Cheeky's Time
Final Rank	3
Fastest Section Time (Section)	0:10.69 (800m)
Top Speed [km/h] (Section)	72.1 (Overall)
Race State	Finished



DalbyProfessional  
Race 2: LADBROKES QTIS Three-Year-Old Maiden Plate - 1000m  
02 October 2025 - 13:01  
Track Rating: Good 4, Weather: Fine, Rail Position: +2m 600m-300m; True Remainder



Section	Overall	800m	600m	400m	200m										
Section Times	0:57.53 [3] (0:12.82)	0:44.71 [2] (0:10.69)	0:34.02 [3] (0:11.42)	0:22.60 [3] (0:11.24)	0:11.36 [3] (0:11.36)										
Average Speed [km/h]	56.1	67.4	63.9	64.7	63.2										
Top Speed [km/h]	72.1	70.4	67.8	66.6	69.2										
Avg. Dist. to Rail [m]	8.4	5.2	2.9	3.0	4.1										
Avg. Stride Freq. [Hz]	2.6	2.5	2.4	2.4	2.4										
Avg. Stride Length [m]	6.2	7.5	7.4	7.3	7.0										



- [ ] Ranking at each section and finish
- .-.- No data available at this section
- NA No data available



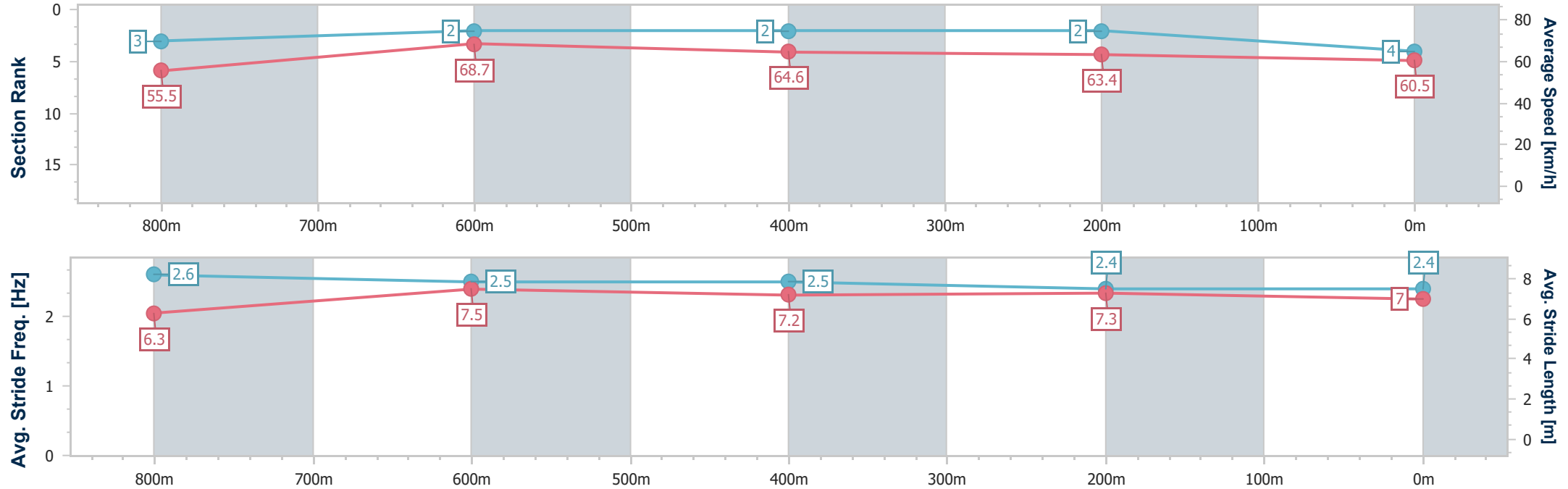
Horse/Jockey Name	Bluey's Choice
Final Rank	4
Fastest Section Time (Section)	0:10.50 (800m)
Top Speed [km/h] (Section)	72.0 (Overall)
Race State	Finished



DalbyProfessional  
Race 2: LADBROKES QTIS Three-Year-Old Maiden Plate - 1000m  
02 October 2025 - 13:01  
Track Rating: Good 4, Weather: Fine, Rail Position: +2m 600m-300m; True Remainder



Section	Overall	800m	600m	400m	200m										
Section Times	0:57.90 [4] (0:12.98)	0:44.92 [3] (0:10.50)	0:34.42 [2] (0:11.11)	0:23.31 [2] (0:11.34)	0:11.97 [2] (0:11.97)										
Average Speed [km/h]	55.5	68.7	64.6	63.4	60.5										
Top Speed [km/h]	72.0	71.6	67.6	64.9	67.6										
Avg. Dist. to Rail [m]	4.8	2.0	0.6	1.3	2.6										
Avg. Stride Freq. [Hz]	2.6	2.5	2.5	2.4	2.4										
Avg. Stride Length [m]	6.3	7.5	7.2	7.3	7.0										



- [ ] Ranking at each section and finish
- .-.- No data available at this section
- NA No data available





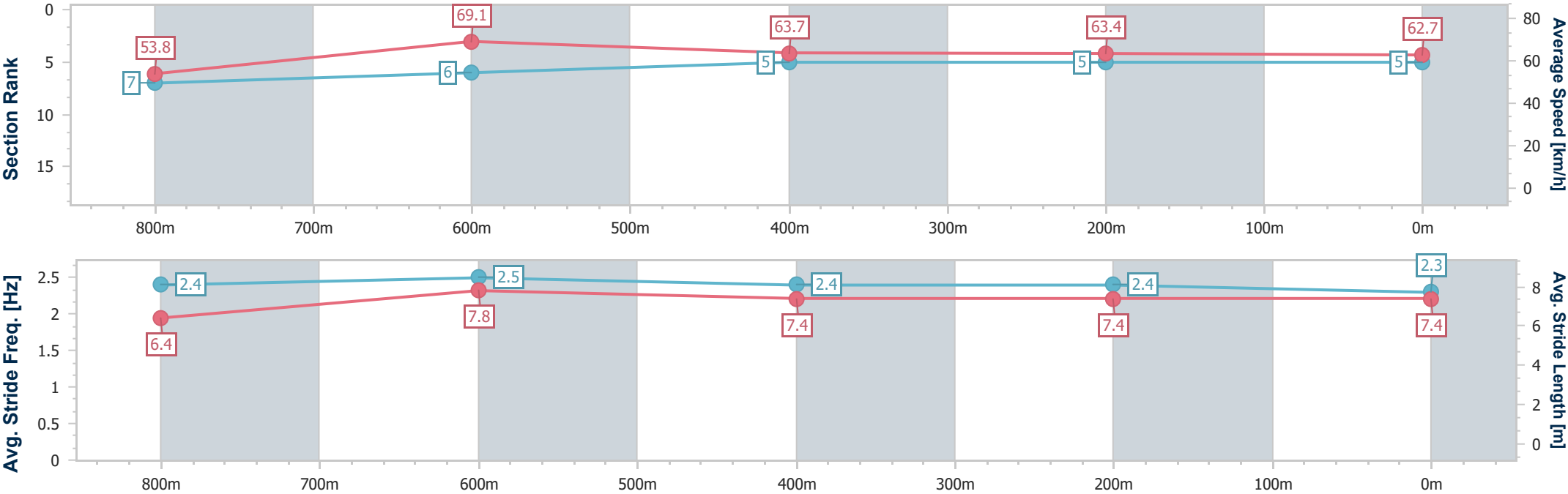
Horse/Jockey Name	Trooper Sam
Final Rank	5
Fastest Section Time (Section)	0:10.39 (800m)
Top Speed [km/h] (Section)	71.6 (800m)
Race State	Finished



DalbyProfessional  
Race 2: LADBROKES QTIS Three-Year-Old Maiden Plate - 1000m  
02 October 2025 - 13:01  
Track Rating: Good 4, Weather: Fine, Rail Position: +2m 600m-300m; True Remainder



Section	Overall	800m	600m	400m	200m									
Section Times	0:58.08 [5] (0:13.44)	0:44.64 [7] (0:10.39)	0:34.25 [6] (0:11.37)	0:22.88 [5] (0:11.41)	0:11.47 [5] (0:11.47)									
Average Speed [km/h]	53.8	69.1	63.7	63.4	62.7									
Top Speed [km/h]	70.2	71.6	68.1	64.7	65.3									
Avg. Dist. to Rail [m]	3.0	1.0	0.9	2.3	1.8									
Avg. Stride Freq. [Hz]	2.4	2.5	2.4	2.4	2.3									
Avg. Stride Length [m]	6.4	7.8	7.4	7.4	7.4									





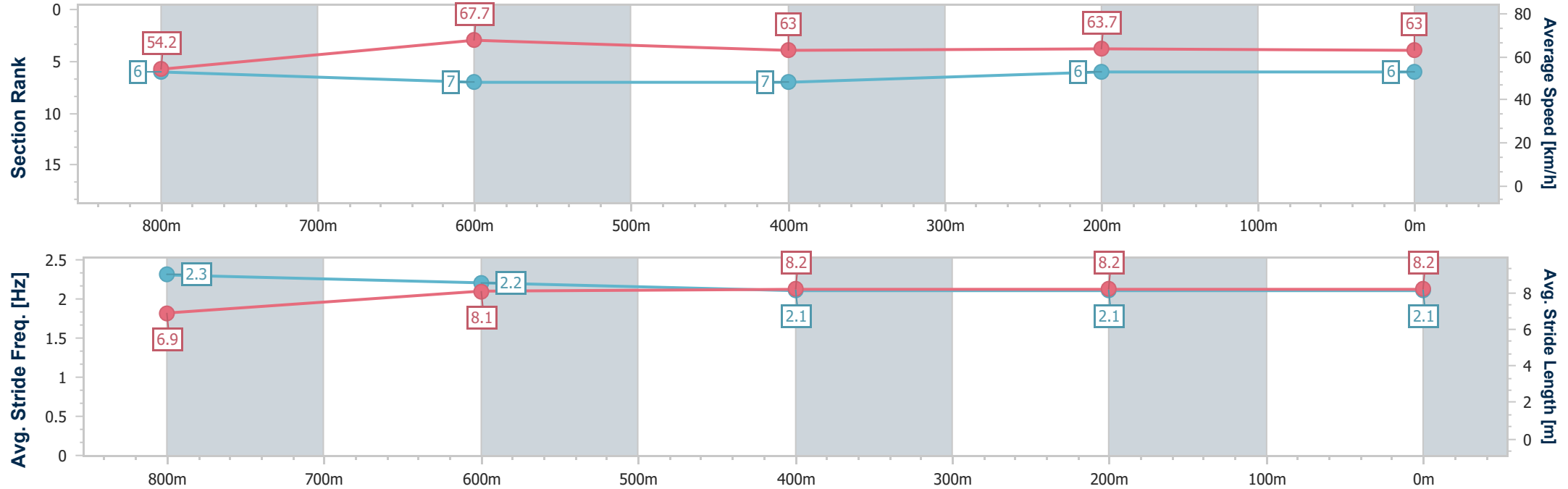
Horse/Jockey Name	Mishani Comrade
Final Rank	6
Fastest Section Time (Section)	0:10.61 (800m)
Top Speed [km/h] (Section)	69.6 (800m)
Race State	Finished



DalbyProfessional  
Race 2: LADBROKES QTIS Three-Year-Old Maiden Plate - 1000m  
02 October 2025 - 13:01  
Track Rating: Good 4, Weather: Fine, Rail Position: +2m 600m-300m; True Remainder



Section	Overall	800m	600m	400m	200m										
Section Times	0:58.20 [6] (0:13.32)	0:44.88 [6] (0:10.61)	0:34.27 [7] (0:11.50)	0:22.77 [7] (0:11.36)	0:11.41 [6] (0:11.41)										
Average Speed [km/h]	54.2	67.7	63.0	63.7	63.0										
Top Speed [km/h]	68.9	69.6	66.0	64.6	63.6										
Avg. Dist. to Rail [m]	4.4	2.8	0.8	3.3	5.0										
Avg. Stride Freq. [Hz]	2.3	2.2	2.1	2.1	2.1										
Avg. Stride Length [m]	6.9	8.1	8.2	8.2	8.2										





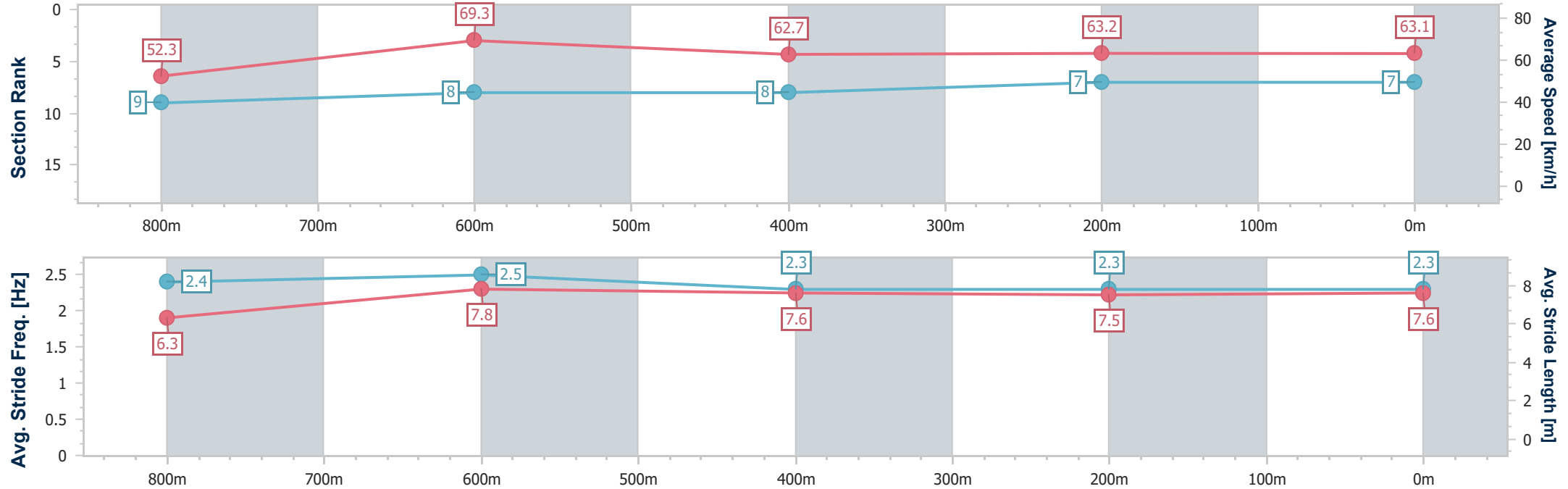
Horse/Jockey Name	Cancelled
Final Rank	7
Fastest Section Time (Section)	0:10.37 (800m)
Top Speed [km/h] (Section)	71.1 (800m)
Race State	Finished



DalbyProfessional  
Race 2: LADBROKES QTIS Three-Year-Old Maiden Plate - 1000m  
02 October 2025 - 13:01  
Track Rating: Good 4, Weather: Fine, Rail Position: +2m 600m-300m; True Remainder



Section	Overall	800m	600m	400m	200m										
Section Times	0:58.44 [7] (0:13.78)	0:44.66 [9] (0:10.37)	0:34.29 [8] (0:11.44)	0:22.85 [8] (0:11.41)	0:11.44 [7] (0:11.44)										
Average Speed [km/h]	52.3	69.3	62.7	63.2	63.1										
Top Speed [km/h]	68.5	71.1	68.2	65.1	65.5										
Avg. Dist. to Rail [m]	1.5	1.8	0.7	1.0	2.6										
Avg. Stride Freq. [Hz]	2.4	2.5	2.3	2.3	2.3										
Avg. Stride Length [m]	6.3	7.8	7.6	7.5	7.6										





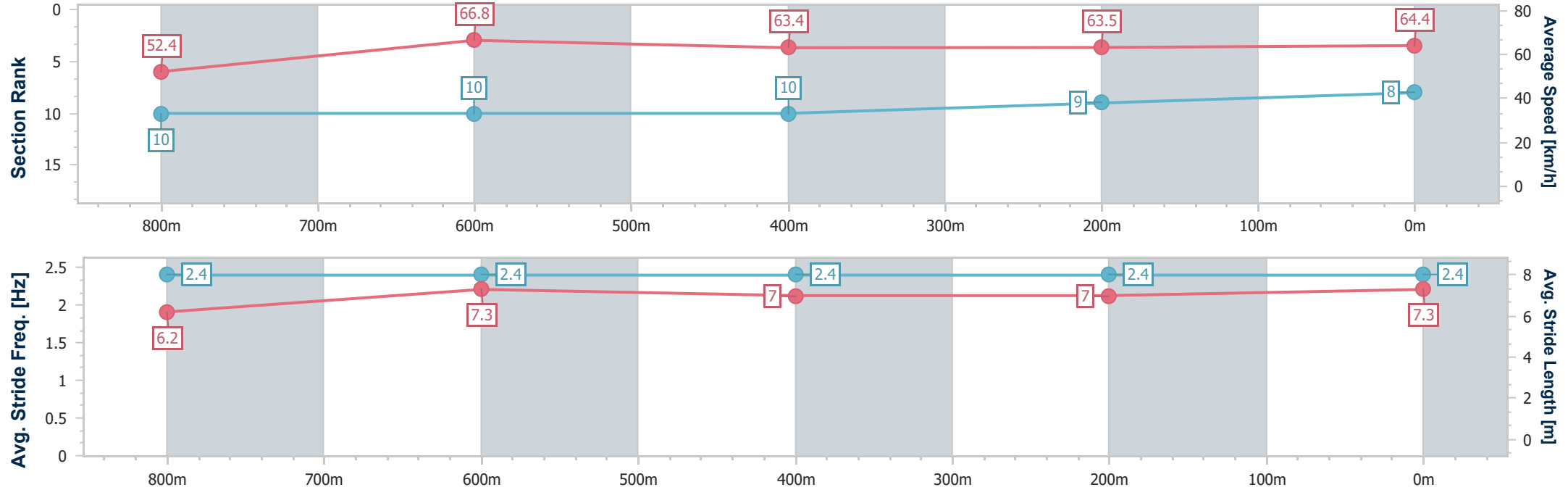
Horse/Jockey Name	Strike Me Pink
Final Rank	8
Fastest Section Time (Section)	0:10.75 (800m)
Top Speed [km/h] (Section)	69.0 (Overall)
Race State	Finished



DalbyProfessional  
Race 2: LADBROKES QTIS Three-Year-Old Maiden Plate - 1000m  
02 October 2025 - 13:01  
Track Rating: Good 4, Weather: Fine, Rail Position: +2m 600m-300m; True Remainder



Section	Overall	800m	600m	400m	200m										
Section Times	0:58.49 [8] (0:13.80)	0:44.69 [10] (0:10.75)	0:33.94 [10] (0:11.40)	0:22.54 [10] (0:11.34)	0:11.20 [9] (0:11.20)										
Average Speed [km/h]	52.4	66.8	63.4	63.5	64.4										
Top Speed [km/h]	69.0	68.2	66.4	64.9	65.3										
Avg. Dist. to Rail [m]	7.3	3.2	0.7	1.5	1.1										
Avg. Stride Freq. [Hz]	2.4	2.4	2.4	2.4	2.4										
Avg. Stride Length [m]	6.2	7.3	7.0	7.0	7.3										





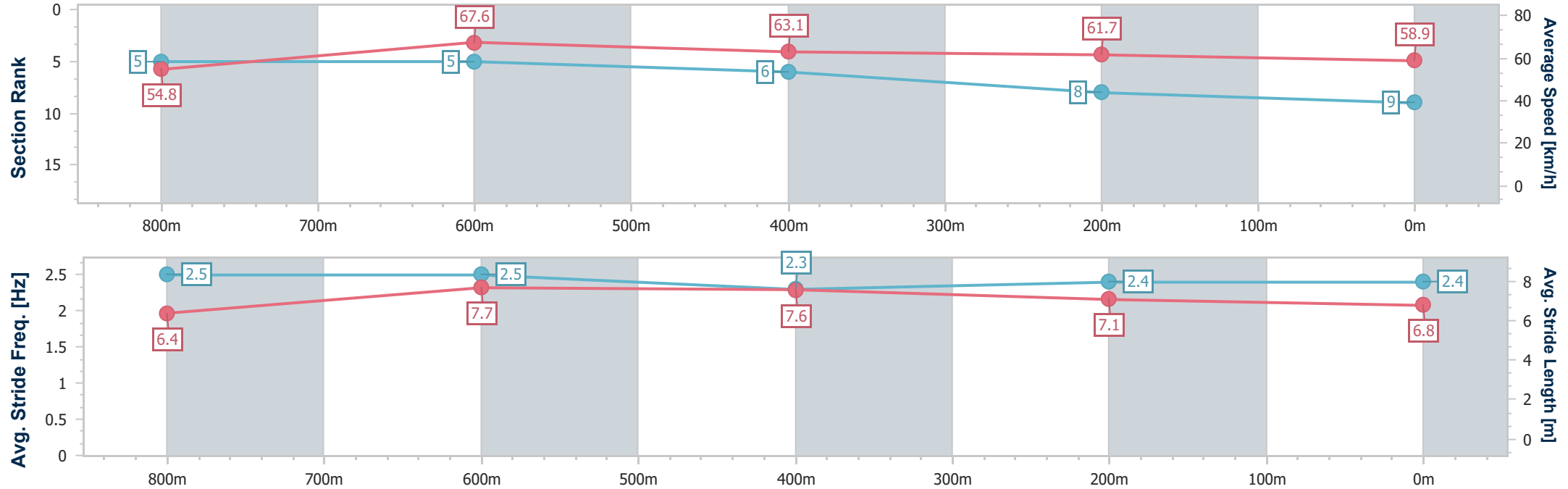
Horse/Jockey Name	Veeko Style
Final Rank	9
Fastest Section Time (Section)	0:10.64 (800m)
Top Speed [km/h] (Section)	70.4 (800m)
Race State	Finished



DalbyProfessional  
Race 2: LADBROKES QTIS Three-Year-Old Maiden Plate - 1000m  
02 October 2025 - 13:01  
Track Rating: Good 4, Weather: Fine, Rail Position: +2m 600m-300m; True Remainder



Section	Overall	800m	600m	400m	200m										
Section Times	0:59.37 [9] (0:13.19)	0:46.18 [5] (0:10.64)	0:35.54 [5] (0:11.53)	0:24.01 [6] (0:11.77)	0:12.24 [8] (0:12.24)										
Average Speed [km/h]	54.8	67.6	63.1	61.7	58.9										
Top Speed [km/h]	70.3	70.4	66.1	62.7	62.5										
Avg. Dist. to Rail [m]	5.8	3.4	2.0	5.1	5.3										
Avg. Stride Freq. [Hz]	2.5	2.5	2.3	2.4	2.4										
Avg. Stride Length [m]	6.4	7.7	7.6	7.1	6.8										





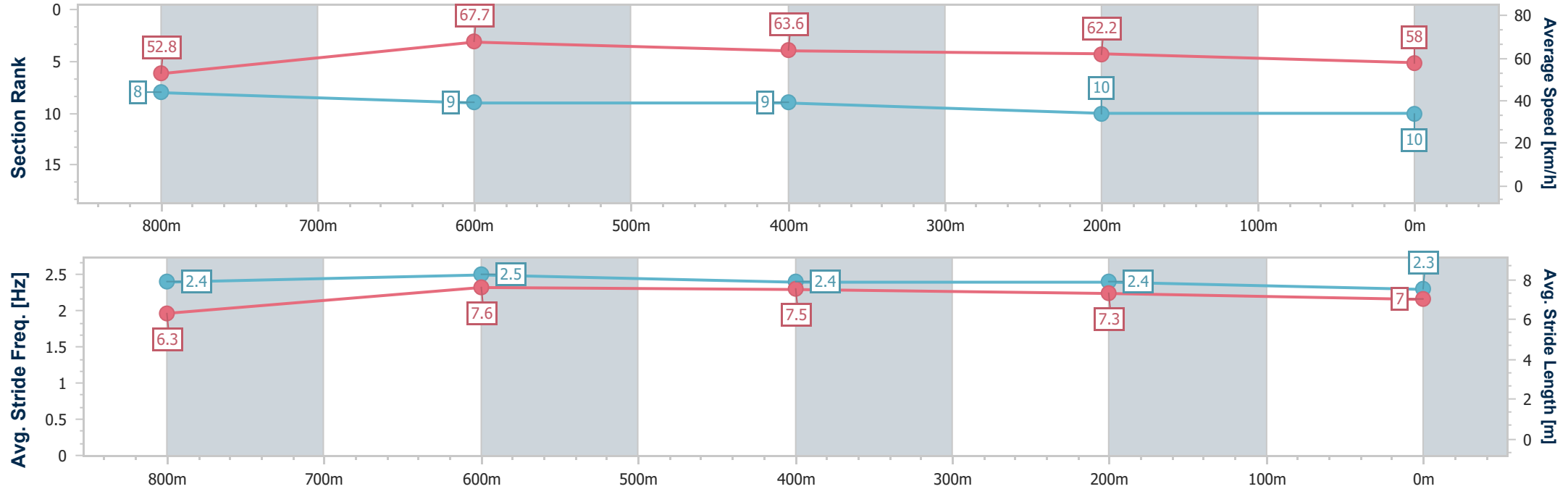
Horse/Jockey Name	Astern Powers
Final Rank	10
Fastest Section Time (Section)	0:10.61 (800m)
Top Speed [km/h] (Section)	70.1 (800m)
Race State	Finished



DalbyProfessional  
Race 2: LADBROKES QTIS Three-Year-Old Maiden Plate - 1000m  
02 October 2025 - 13:01  
Track Rating: Good 4, Weather: Fine, Rail Position: +2m 600m-300m; True Remainder



Section	Overall	800m	600m	400m	200m										
Section Times	0:59.80 [10] (0:13.65)	0:46.15 [8] (0:10.61)	0:35.54 [9] (0:11.44)	0:24.10 [9] (0:11.69)	0:12.41 [10] (0:12.41)										
Average Speed [km/h]	52.8	67.7	63.6	62.2	58.0										
Top Speed [km/h]	67.2	70.1	65.3	62.5	61.1										
Avg. Dist. to Rail [m]	7.9	4.0	1.6	4.6	4.0										
Avg. Stride Freq. [Hz]	2.4	2.5	2.4	2.4	2.3										
Avg. Stride Length [m]	6.3	7.6	7.5	7.3	7.0										





# DalbyProfessional

## Race 3: SUNDOWN SIGNS BENCHMARK 70 Handicap - 1000m

02 October 2025 - 13:36



Track Rating: Good 4, Weather: Fine, Rail Position: +2m 600m-300m; True Remainder

Section						Overall	800m	600m	400m	200m	Last 600m	
Field Times						0:56.73 (0:12.77)	0:43.96 (0:09.96)	0:34.00 (0:10.72)	0:23.28 (0:11.36)	0:11.92 (0:11.92)	0:34.00	
Rank	TAB	Horse/Jockey	Barrier	Top Speed [km/h]	Fastest Section						Margin	Distance Travelled [m]
1	5	REVALENE	5	72.7	0:09.94	0:56.73 [1]	0:43.77 [5]	0:33.83 [5]	0:22.89 [5]	0:11.63 [4]	0:56.73	0:33.83
		Chelsea Baker		800m	800m	(0:12.96)	(0:09.94)	(0:10.94)	(0:11.26)	(0:11.63)		
2	1	AKAKA FALLS	9	72.0	0:09.97	0:56.78 [2]	0:43.46 [8]	0:33.49 [7]	0:22.60 [8]	0:11.59 [5]	0.31L	0:33.49 +6
		Justin Huxtable		800m	800m	(0:13.32)	(0:09.97)	(0:10.89)	(0:11.01)	(0:11.59)		
3	3	SHOWS A SIGN	6	73.1	0:09.89	0:56.85 [3]	0:44.01 [2]	0:34.12 [1]	0:23.40 [1]	0:12.04 [1]	0.74L	0:34.12 +1
		Les Tilley		800m	800m	(0:12.84)	(0:09.89)	(0:10.72)	(0:11.36)	(0:12.04)		
4	6	XERRI	1	71.7	0:10.18	0:57.01 [4]	0:43.82 [7]	0:33.64 [8]	0:23.05 [7]	0:11.92 [3]	1.65L	0:33.64 -2
		Colleen Krahn		600m	800m	(0:13.19)	(0:10.18)	(0:10.59)	(0:11.13)	(0:11.92)		
5	2	ABLETT	3	72.5	0:10.01	0:57.12 [5]	0:44.35 [1]	0:34.34 [2]	0:23.56 [2]	0:12.14 [2]	2.32L	0:34.34 -4
		Paige Fergusson-Smith		800m	800m	(0:12.77)	(0:10.01)	(0:10.78)	(0:11.42)	(0:12.14)		
6	7	LOADED GUN	4	71.7	0:10.23	0:57.49 [6]	0:44.55 [4]	0:34.32 [6]	0:23.57 [6]	0:12.24 [6]	4.51L	0:34.32 -5
		Adin Thompson		Overall	800m	(0:12.94)	(0:10.23)	(0:10.75)	(0:11.33)	(0:12.24)		
7	4	THIS IS ONE	8	72.0	0:09.93	0:57.67 [7]	0:44.74 [3]	0:34.81 [4]	0:23.95 [3]	0:12.36 [7]	5.55L	0:34.81 -1
		Nozi Tomizawa		800m	800m	(0:12.93)	(0:09.93)	(0:10.86)	(0:11.59)	(0:12.36)		
8	9	ROCONONO	2	70.5	0:10.28	0:57.68 [8]	0:44.20 [9]	0:33.92 [9]	0:23.10 [9]	0:11.81 [9]	5.63L	0:33.92 -2
		Ashvin Goindasamy		800m	800m	(0:13.48)	(0:10.28)	(0:10.82)	(0:11.29)	(0:11.81)		
9	8	CRACKER ESSGEE	7	68.8	0:10.53	0:58.40 [9]	0:44.75 [10]	0:34.22 [10]	0:23.23 [10]	0:11.91 [10]	9.82L	0:34.22 -2
		Leah Martyn		800m	800m	(0:13.65)	(0:10.53)	(0:10.99)	(0:11.32)	(0:11.91)		
10	10	IMMORTAL LASS	10	72.7	0:09.85	0:58.84 [10]	0:45.88 [6]	0:36.03 [3]	0:25.02 [4]	0:13.12 [8]	12.4L	0:36.03 +6
		Shakira Bailey		800m	800m	(0:12.96)	(0:09.85)	(0:11.01)	(0:11.90)	(0:13.12)		

Scratched: Mishani Crown (#11)

Report Created: Thu 2 October 2025 14:07 GMT+1 (Note: Timing is based on position data)

Page 1/11

[ ] Ranking at each section and finish  
-:-:- No data available at this section  
NA No data available

SCN Saddle cloth number  
DNF Did not finish  
DNT Did not track

data processed by TRIPLESDATA



Horse/Jockey Name	Revalene
Final Rank	1
Fastest Section Time (Section)	0:09.94 (800m)
Top Speed [km/h] (Section)	72.7 (800m)
Race State	Finished



DalbyProfessional

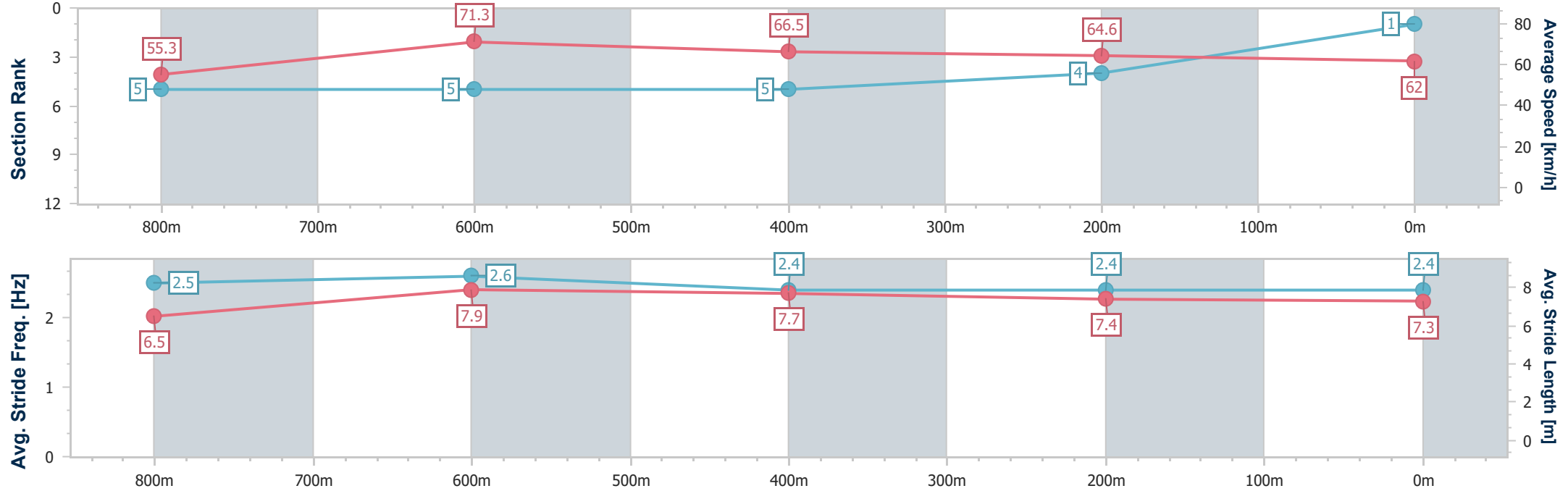
Race 3: SUNDOWN SIGNS BENCHMARK 70 Handicap - 1000m



02 October 2025 - 13:36

Track Rating: Good 4, Weather: Fine, Rail Position: +2m 600m-300m; True Remainder

Section	Overall	800m	600m	400m	200m									
Section Times	0:56.73 [1] (0:12.96)	0:43.77 [5] (0:09.94)	0:33.83 [5] (0:10.94)	0:22.89 [5] (0:11.26)	0:11.63 [4] (0:11.63)									
Average Speed [km/h]	55.3	71.3	66.5	64.6	62.0									
Top Speed [km/h]	72.0	72.7	70.7	66.1	65.6									
Avg. Dist. to Rail [m]	6.0	3.8	1.9	5.2	7.9									
Avg. Stride Freq. [Hz]	2.5	2.6	2.4	2.4	2.4									
Avg. Stride Length [m]	6.5	7.9	7.7	7.4	7.3									







Horse/Jockey Name	Akaka Falls
Final Rank	2
Fastest Section Time (Section)	0:09.97 (800m)
Top Speed [km/h] (Section)	72.0 (800m)
Race State	Finished



DalbyProfessional

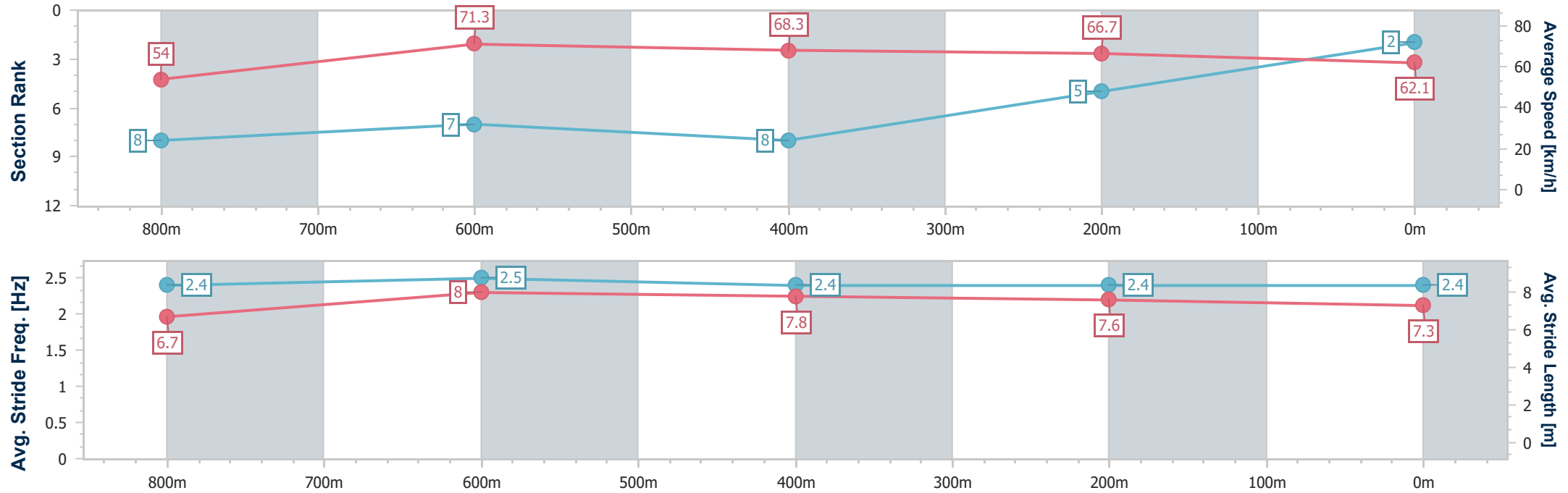
Race 3: SUNDOWN SIGNS BENCHMARK 70 Handicap - 1000m



02 October 2025 - 13:36

Track Rating: Good 4, Weather: Fine, Rail Position: +2m 600m-300m; True Remainder

Section	Overall	800m	600m	400m	200m									
Section Times	0:56.78 [2] (0:13.32)	0:43.46 [8] (0:09.97)	0:33.49 [7] (0:10.89)	0:22.60 [8] (0:11.01)	0:11.59 [5] (0:11.59)									
Average Speed [km/h]	54.0	71.3	68.3	66.7	62.1									
Top Speed [km/h]	70.6	72.0	71.7	69.0	67.3									
Avg. Dist. to Rail [m]	8.0	5.0	5.5	9.2	9.0									
Avg. Stride Freq. [Hz]	2.4	2.5	2.4	2.4	2.4									
Avg. Stride Length [m]	6.7	8.0	7.8	7.6	7.3									





Horse/Jockey Name	Shows A Sign
Final Rank	3
Fastest Section Time (Section)	0:09.89 (800m)
Top Speed [km/h] (Section)	73.1 (800m)
Race State	Finished



DalbyProfessional

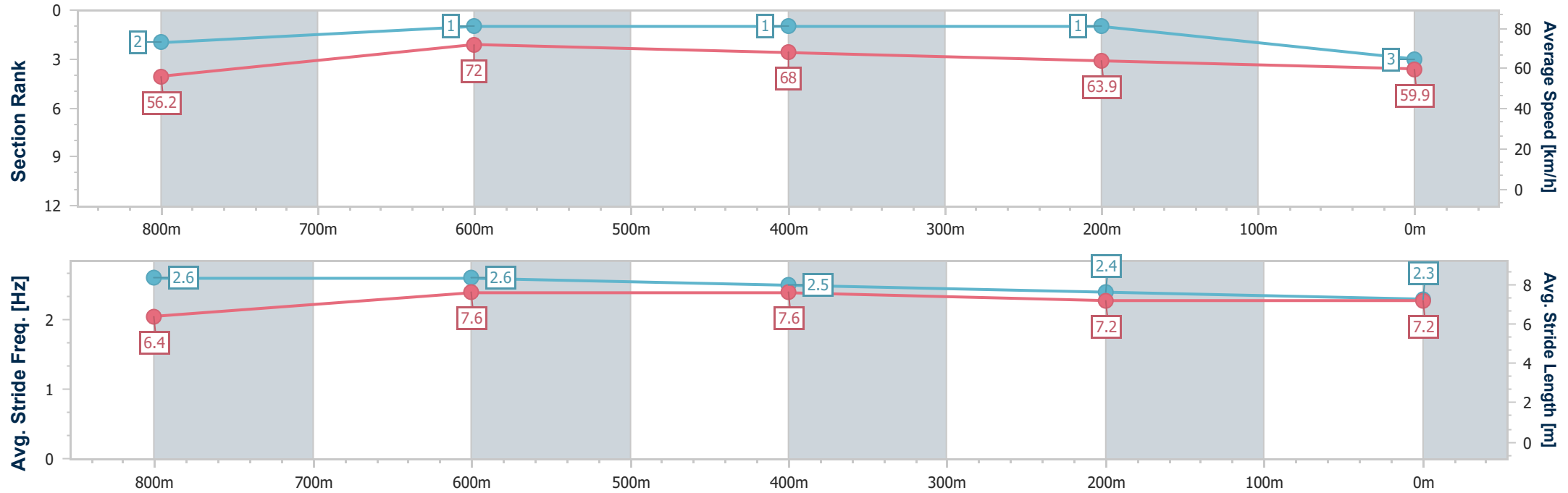
Race 3: SUNDOWN SIGNS BENCHMARK 70 Handicap - 1000m



02 October 2025 - 13:36

Track Rating: Good 4, Weather: Fine, Rail Position: +2m 600m-300m; True Remainder

Section	Overall	800m	600m	400m	200m									
Section Times	0:56.85 [3] (0:12.84)	0:44.01 [2] (0:09.89)	0:34.12 [1] (0:10.72)	0:23.40 [1] (0:11.36)	0:12.04 [1] (0:12.04)									
Average Speed [km/h]	56.2	72.0	68.0	63.9	59.9									
Top Speed [km/h]	70.6	73.1	70.9	65.8	62.8									
Avg. Dist. to Rail [m]	7.9	6.2	2.8	4.8	5.8									
Avg. Stride Freq. [Hz]	2.6	2.6	2.5	2.4	2.3									
Avg. Stride Length [m]	6.4	7.6	7.6	7.2	7.2									





Horse/Jockey Name	Xerri
Final Rank	4
Fastest Section Time (Section)	0:10.18 (800m)
Top Speed [km/h] (Section)	71.7 (600m)
Race State	Finished



DalbyProfessional

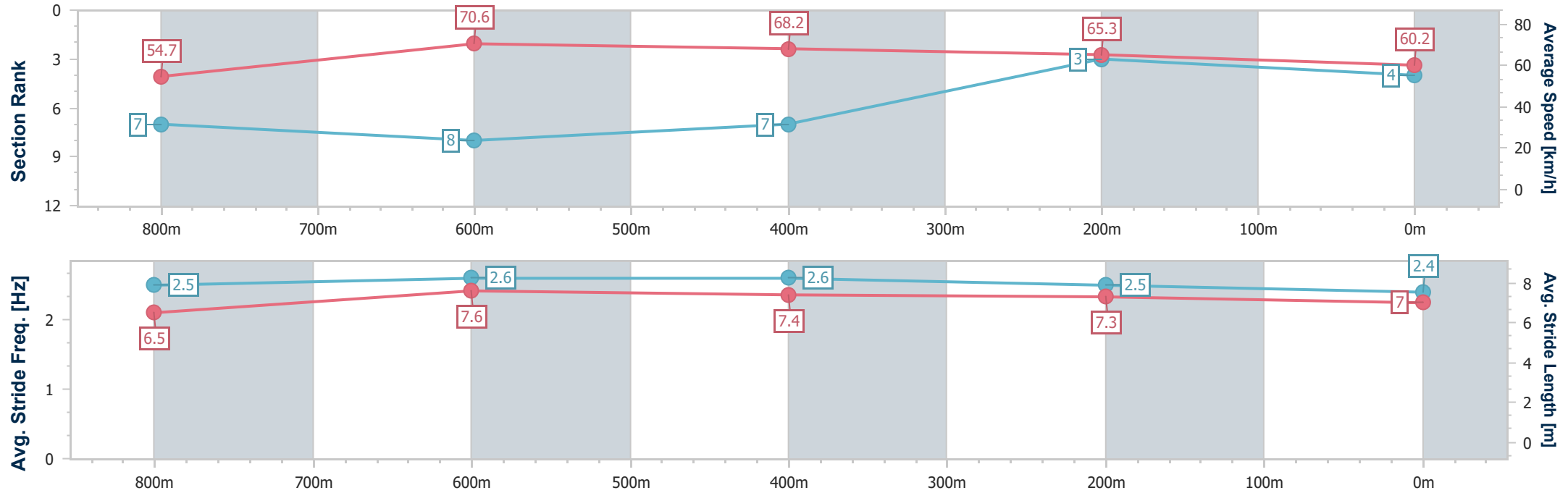
Race 3: SUNDOWN SIGNS BENCHMARK 70 Handicap - 1000m



02 October 2025 - 13:36

Track Rating: Good 4, Weather: Fine, Rail Position: +2m 600m-300m; True Remainder

Section	Overall	800m	600m	400m	200m									
Section Times	0:57.01 [4] (0:13.19)	0:43.82 [7] (0:10.18)	0:33.64 [8] (0:10.59)	0:23.05 [7] (0:11.13)	0:11.92 [3] (0:11.92)									
Average Speed [km/h]	54.7	70.6	68.2	65.3	60.2									
Top Speed [km/h]	70.9	71.6	71.7	66.5	64.2									
Avg. Dist. to Rail [m]	1.5	0.6	0.7	3.8	6.1									
Avg. Stride Freq. [Hz]	2.5	2.6	2.6	2.5	2.4									
Avg. Stride Length [m]	6.5	7.6	7.4	7.3	7.0									





Horse/Jockey Name	Ablett
Final Rank	5
Fastest Section Time (Section)	0:10.01 (800m)
Top Speed [km/h] (Section)	72.5 (800m)
Race State	Finished



DalbyProfessional

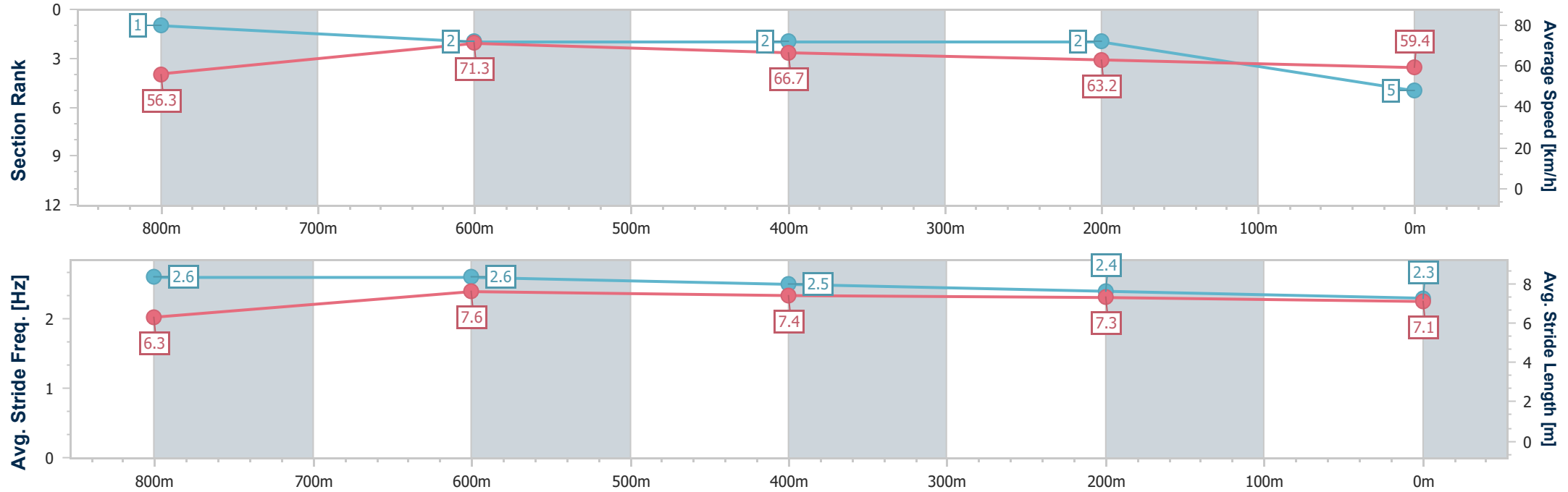
Race 3: SUNDOWN SIGNS BENCHMARK 70 Handicap - 1000m



02 October 2025 - 13:36

Track Rating: Good 4, Weather: Fine, Rail Position: +2m 600m-300m; True Remainder

Section	Overall	800m	600m	400m	200m									
Section Times	0:57.12 [5] (0:12.77)	0:44.35 [1] (0:10.01)	0:34.34 [2] (0:10.78)	0:23.56 [2] (0:11.42)	0:12.14 [2] (0:12.14)									
Average Speed [km/h]	56.3	71.3	66.7	63.2	59.4									
Top Speed [km/h]	72.1	72.5	70.5	65.1	62.2									
Avg. Dist. to Rail [m]	2.9	1.5	0.5	2.0	2.1									
Avg. Stride Freq. [Hz]	2.6	2.6	2.5	2.4	2.3									
Avg. Stride Length [m]	6.3	7.6	7.4	7.3	7.1									



- [ ] Ranking at each section and finish
- .-.- No data available at this section
- NA No data available



Horse/Jockey Name	Loaded Gun
Final Rank	6
Fastest Section Time (Section)	0:10.23 (800m)
Top Speed [km/h] (Section)	71.7 (Overall)
Race State	Finished



DalbyProfessional

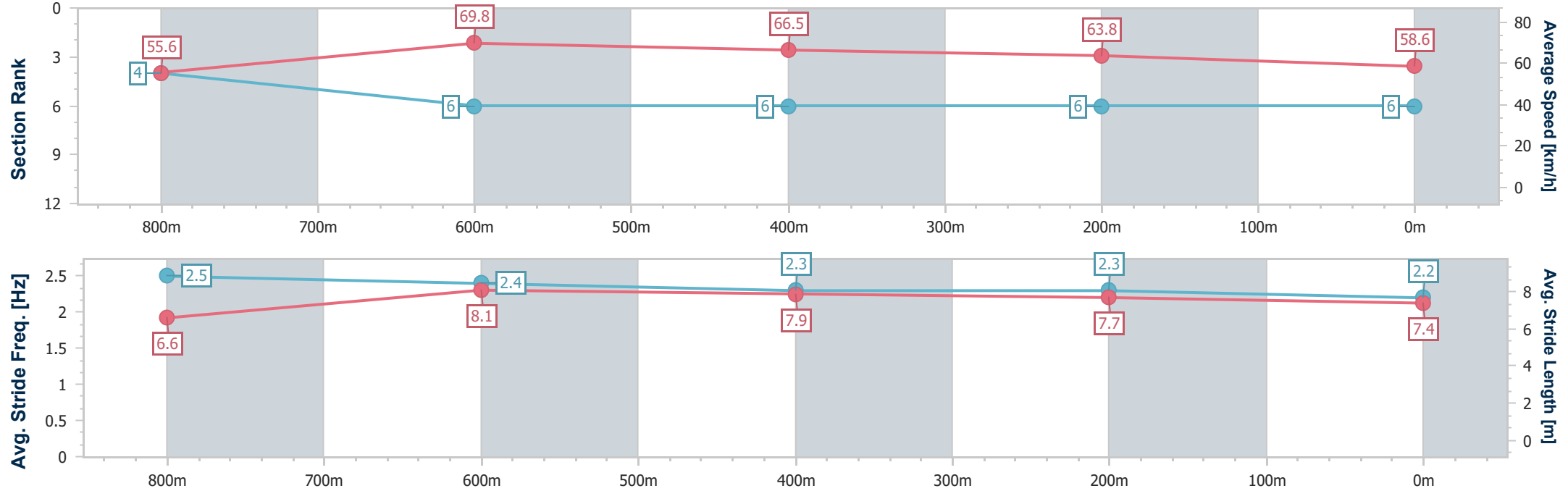
Race 3: SUNDOWN SIGNS BENCHMARK 70 Handicap - 1000m



02 October 2025 - 13:36

Track Rating: Good 4, Weather: Fine, Rail Position: +2m 600m-300m; True Remainder

Section	Overall	800m	600m	400m	200m									
Section Times	0:57.49 [6] (0:12.94)	0:44.55 [4] (0:10.23)	0:34.32 [6] (0:10.75)	0:23.57 [6] (0:11.33)	0:12.24 [6] (0:12.24)									
Average Speed [km/h]	55.6	69.8	66.5	63.8	58.6									
Top Speed [km/h]	71.7	71.0	69.8	65.0	62.1									
Avg. Dist. to Rail [m]	4.2	1.5	0.8	1.5	1.7									
Avg. Stride Freq. [Hz]	2.5	2.4	2.3	2.3	2.2									
Avg. Stride Length [m]	6.6	8.1	7.9	7.7	7.4									





Horse/Jockey Name	This Is One
Final Rank	7
Fastest Section Time (Section)	0:09.93 (800m)
Top Speed [km/h] (Section)	72.0 (800m)
Race State	Finished



DalbyProfessional

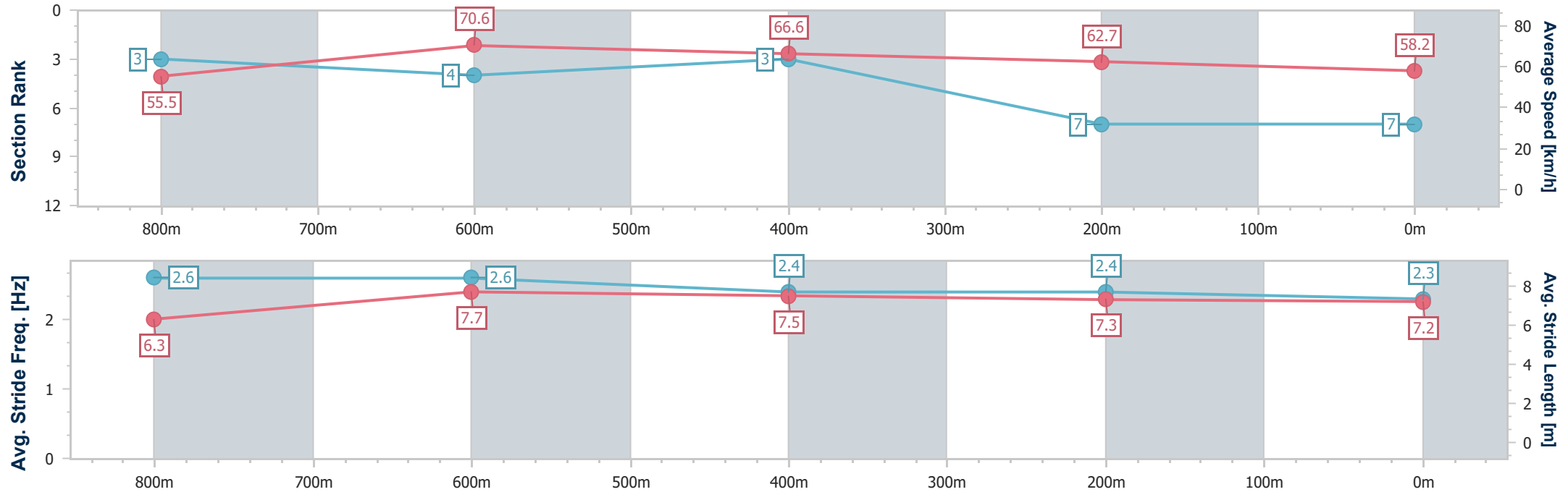
Race 3: SUNDOWN SIGNS BENCHMARK 70 Handicap - 1000m



02 October 2025 - 13:36

Track Rating: Good 4, Weather: Fine, Rail Position: +2m 600m-300m; True Remainder

Section	Overall	800m	600m	400m	200m									
Section Times	0:57.67 [7] (0:12.93)	0:44.74 [3] (0:09.93)	0:34.81 [4] (0:10.86)	0:23.95 [3] (0:11.59)	0:12.36 [7] (0:12.36)									
Average Speed [km/h]	55.5	70.6	66.6	62.7	58.2									
Top Speed [km/h]	70.2	72.0	70.0	64.7	60.5									
Avg. Dist. to Rail [m]	10.3	6.9	1.4	5.8	9.9									
Avg. Stride Freq. [Hz]	2.6	2.6	2.4	2.4	2.3									
Avg. Stride Length [m]	6.3	7.7	7.5	7.3	7.2									





Horse/Jockey Name	Roconono
Final Rank	8
Fastest Section Time (Section)	0:10.28 (800m)
Top Speed [km/h] (Section)	70.5 (800m)
Race State	Finished



DalbyProfessional

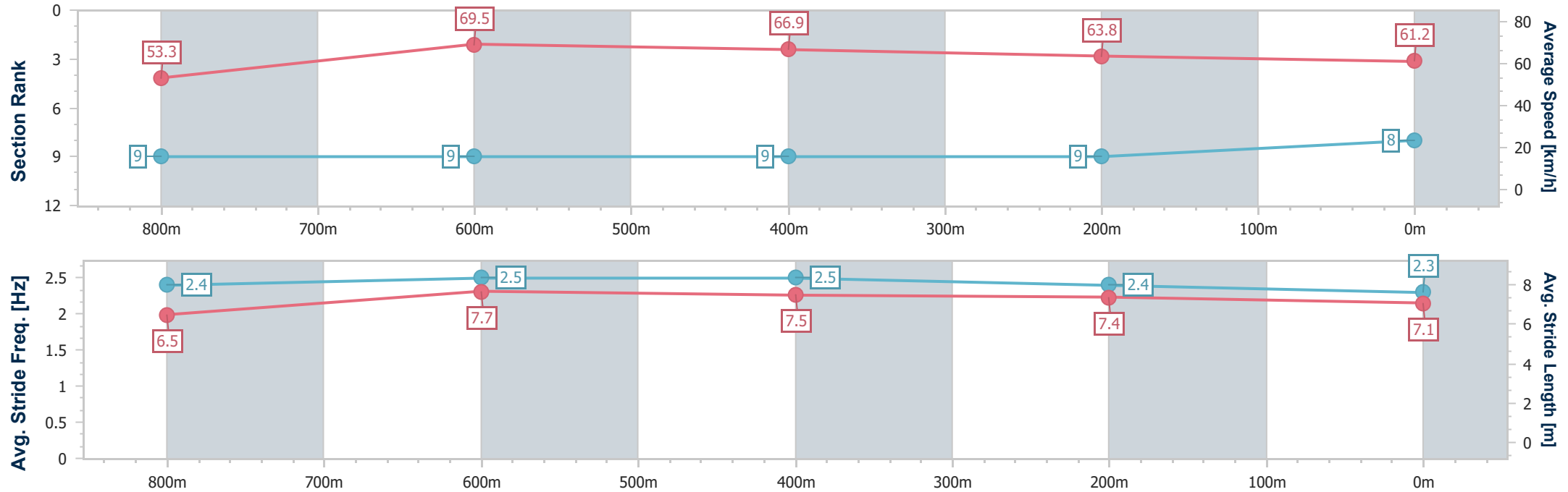
Race 3: SUNDOWN SIGNS BENCHMARK 70 Handicap - 1000m



02 October 2025 - 13:36

Track Rating: Good 4, Weather: Fine, Rail Position: +2m 600m-300m; True Remainder

Section	Overall	800m	600m	400m	200m										
Section Times	0:57.68 [8] (0:13.48)	0:44.20 [9] (0:10.28)	0:33.92 [9] (0:10.82)	0:23.10 [9] (0:11.29)	0:11.81 [9] (0:11.81)										
Average Speed [km/h]	53.3	69.5	66.9	63.8	61.2										
Top Speed [km/h]	70.0	70.5	69.0	65.2	64.3										
Avg. Dist. to Rail [m]	3.5	3.3	1.1	2.7	4.4										
Avg. Stride Freq. [Hz]	2.4	2.5	2.5	2.4	2.3										
Avg. Stride Length [m]	6.5	7.7	7.5	7.4	7.1										





Horse/Jockey Name	Cracker Essgee
Final Rank	9
Fastest Section Time (Section)	0:10.53 (800m)
Top Speed [km/h] (Section)	68.8 (800m)
Race State	Finished



DalbyProfessional

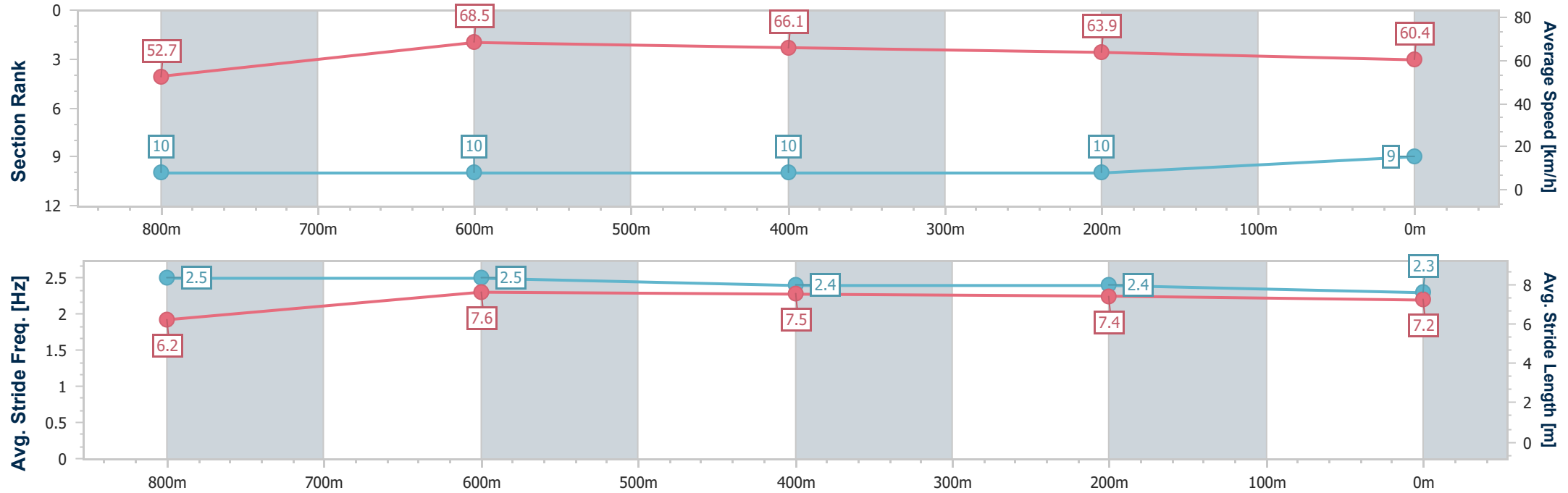
Race 3: SUNDOWN SIGNS BENCHMARK 70 Handicap - 1000m



02 October 2025 - 13:36

Track Rating: Good 4, Weather: Fine, Rail Position: +2m 600m-300m; True Remainder

Section	Overall	800m	600m	400m	200m								
Section Times	0:58.40 [9] (0:13.65)	0:44.75 [10] (0:10.53)	0:34.22 [10] (0:10.99)	0:23.23 [10] (0:11.32)	0:11.91 [10] (0:11.91)								
Average Speed [km/h]	52.7	68.5	66.1	63.9	60.4								
Top Speed [km/h]	68.8	68.8	67.0	65.0	63.8								
Avg. Dist. to Rail [m]	6.8	5.1	1.7	3.5	6.1								
Avg. Stride Freq. [Hz]	2.5	2.5	2.4	2.4	2.3								
Avg. Stride Length [m]	6.2	7.6	7.5	7.4	7.2								







Horse/Jockey Name	Immortal Lass
Final Rank	10
Fastest Section Time (Section)	0:09.85 (800m)
Top Speed [km/h] (Section)	72.7 (800m)
Race State	Finished



DalbyProfessional

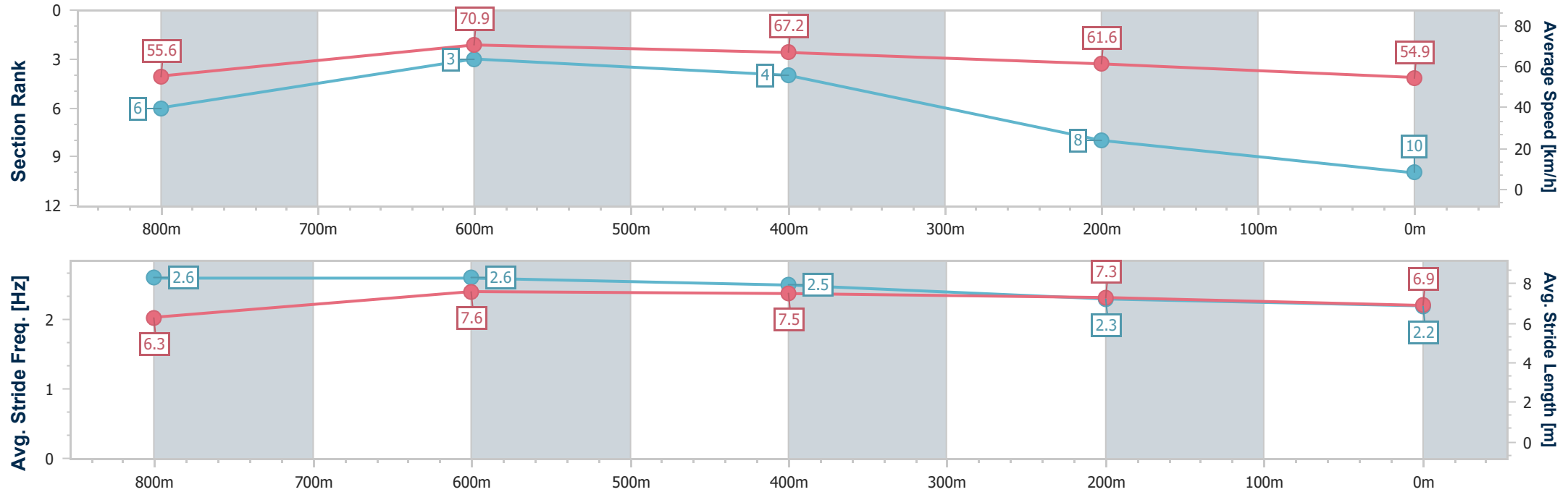
Race 3: SUNDOWN SIGNS BENCHMARK 70 Handicap - 1000m



02 October 2025 - 13:36

Track Rating: Good 4, Weather: Fine, Rail Position: +2m 600m-300m; True Remainder

Section	Overall	800m	600m	400m	200m									
Section Times	0:58.84 [10] (0:12.96)	0:45.88 [6] (0:09.85)	0:36.03 [3] (0:11.01)	0:25.02 [4] (0:11.90)	0:13.12 [8] (0:13.12)									
Average Speed [km/h]	55.6	70.9	67.2	61.6	54.9									
Top Speed [km/h]	72.0	72.7	70.9	64.6	58.5									
Avg. Dist. to Rail [m]	12.7	9.2	6.0	8.0	9.1									
Avg. Stride Freq. [Hz]	2.6	2.6	2.5	2.3	2.2									
Avg. Stride Length [m]	6.3	7.6	7.5	7.3	6.9									





# DalbyProfessional

## Race 4: CRITERION HOTEL DALBY BENCHMARK 70 Handicap - 1400m

02 October 2025 - 14:11



Track Rating: Good 4, Weather: Fine, Rail Position: +2m 600m-300m; True Remainder

Section						Overall	1200m	1000m	800m	600m	400m	Last 600m	
Field Times						1:22.64 (0:13.75)	1:08.89 (0:11.25)	0:57.64 (0:11.27)	0:46.37 (0:11.69)	0:34.68 (0:11.60)	0:23.08 (0:11.42)	0:34.68	
Rank	TAB	Horse/Jockey	Barrier	Top Speed [km/h]	Fastest Section								Distance Travelled [m]
1	3	CONNEWARRE	2	64.9	0:11.24	1:22.64 [1]	1:08.63 [5]	0:57.19 [5]	0:45.95 [4]	0:34.32 [5]	0:22.76 [5]	0:34.32	
		Brandon Lerena		200m	1000m	(0:14.01)	(0:11.44)	(0:11.24)	(0:11.63)	(0:11.56)	(0:11.34)		
2	2	SUPER QUICK	4	65.2	0:11.25	1:22.87 [2]	1:09.12 [1]	0:57.80 [2]	0:46.55 [2]	0:34.91 [1]	0:23.28 [2]	0:34.91	+2
		Justin Huxtable		1000m	1000m	(0:13.75)	(0:11.32)	(0:11.25)	(0:11.64)	(0:11.63)	(0:11.39)		
3	1	NEVER GIVE UP	5	65.5	0:11.28	1:23.06 [3]	1:09.16 [3]	0:57.88 [3]	0:46.50 [3]	0:34.95 [3]	0:23.35 [3]	0:34.95	+6
		Reece O'Connell		Overall	1200m	(0:13.90)	(0:11.28)	(0:11.38)	(0:11.55)	(0:11.60)	(0:11.46)		
4	4	UNLEASH	3	64.7	0:11.32	1:23.06 [4]	1:08.98 [6]	0:57.57 [6]	0:46.25 [6]	0:34.68 [6]	0:23.16 [6]	0:34.68	+3
		Karl Zechner		1000m	1000m	(0:14.08)	(0:11.41)	(0:11.32)	(0:11.57)	(0:11.52)	(0:11.39)		
5	5	CHASING JACKLEY	7	65.3	0:11.20	1:23.13 [5]	1:09.33 [2]	0:58.13 [1]	0:46.86 [1]	0:35.16 [2]	0:23.57 [1]	0:35.16	+3
		Jake Bayliss		1200m	1200m	(0:13.80)	(0:11.20)	(0:11.27)	(0:11.70)	(0:11.59)	(0:11.45)		
6	10	CAVALHEIRO	1	66.2	0:11.17	1:23.80 [6]	1:09.45 [7]	0:57.93 [7]	0:46.76 [7]	0:35.25 [7]	0:23.63 [7]	0:35.25	+1
		Jason Taylor		1000m	1000m	(0:14.35)	(0:11.52)	(0:11.17)	(0:11.51)	(0:11.62)	(0:11.56)		
7	6	HOTFOOT PERFORMER	6	64.2	0:11.35	1:23.81 [7]	1:09.86 [4]	0:58.46 [4]	0:47.11 [5]	0:35.52 [4]	0:23.95 [4]	0:35.52	+7
		Les Tilley		1000m	1000m	(0:13.95)	(0:11.40)	(0:11.35)	(0:11.59)	(0:11.57)	(0:11.62)		


Scratched: Saxinoue (#9), Kozani (#7), Mishani Reactor (#8)



# DalbyProfessional

## Race 4: CRITERION HOTEL DALBY BENCHMARK 70 Handicap - 1400m

02 October 2025 - 14:11



Track Rating: Good 4, Weather: Fine, Rail Position: +2m 600m-300m; True Remainder

Section						200m			Last 600m
Field Times						0:11.66 (0:11.66)			0:34.68
Rank	TAB	Horse/Jockey	Barrier	Top Speed [km/h]	Fastest Section	Margin		Distance Travelled [m]	
1	3	CONNEWARRE	2	64.9	0:11.24	0:11.42 [4]	1:22.64	0:34.32	
		Brandon Lerena		200m	1000m	(0:11.42)			
2	2	SUPER QUICK	4	65.2	0:11.25	0:11.89 [1]	1.4L	0:34.91 +2	
		Justin Huxtable		1000m	1000m	(0:11.89)			
3	1	NEVER GIVE UP	5	65.5	0:11.28	0:11.89 [3]	2.5L	0:34.95 +6	
		Reece O'Connell		Overall	1200m	(0:11.89)			
4	4	UNLEASH	3	64.7	0:11.32	0:11.77 [5]	2.5L	0:34.68 +3	
		Karl Zechner		1000m	1000m	(0:11.77)			
5	5	CHASING JACKLEY	7	65.3	0:11.20	0:12.12 [2]	2.87L	0:35.16 +3	
		Jake Bayliss		1200m	1200m	(0:12.12)			
6	10	CAVALHEIRO	1	66.2	0:11.17	0:12.07 [7]	6.84L	0:35.25 +1	
		Jason Taylor		1000m	1000m	(0:12.07)			
7	6	HOTFOOT PERFORMER	6	64.2	0:11.35	0:12.33 [6]	6.92L	0:35.52 +7	
		Les Tilley		1000m	1000m	(0:12.33)			

Scratched: Saxinoue (#9), Kozani (#7), Mishani Reactor (#8)



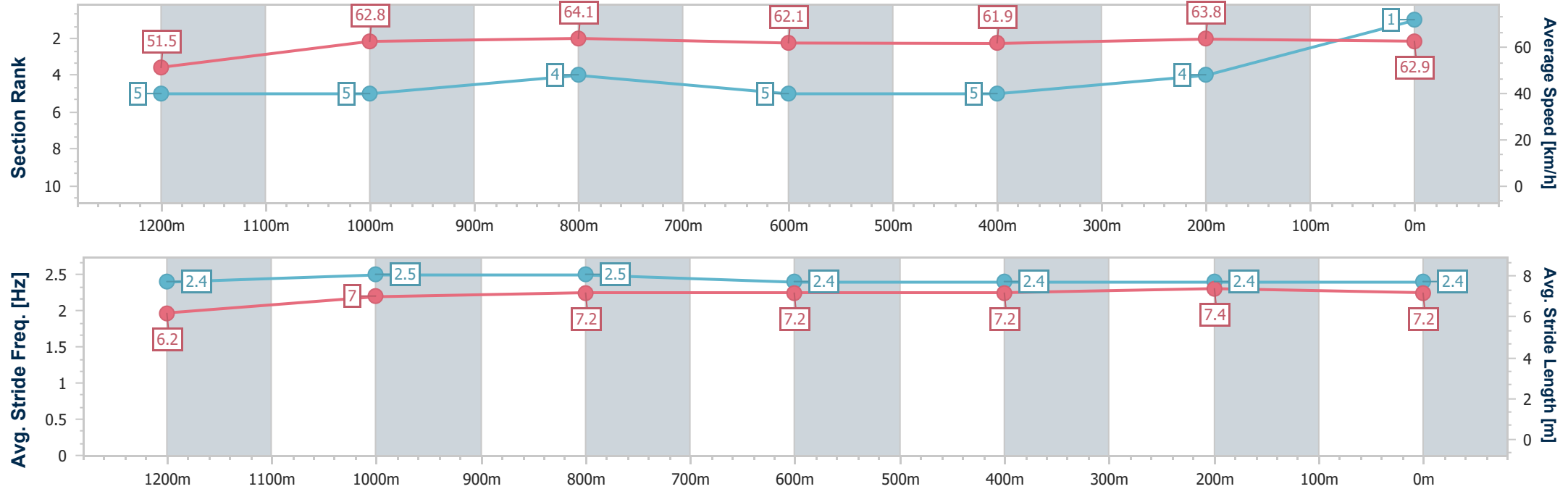
Horse/Jockey Name	Connewarre
Final Rank	1
Fastest Section Time (Section)	0:11.24 (1000m)
Top Speed [km/h] (Section)	64.9 (200m)
Race State	Finished



DalbyProfessional  
Race 4: CRITERION HOTEL DALBY BENCHMARK 70 Handicap  
- 1400m  
02 October 2025 - 14:11  
Track Rating: Good 4, Weather: Fine, Rail Position: +2m 600m-300m; True Remainder



Section	Overall	1200m	1000m	800m	600m	400m	200m						
Section Times	1:22.64 [1] (0:14.01)	1:08.63 [5] (0:11.44)	0:57.19 [5] (0:11.24)	0:45.95 [4] (0:11.63)	0:34.32 [5] (0:11.56)	0:22.76 [5] (0:11.34)	0:11.42 [4] (0:11.42)						
Average Speed [km/h]	51.5	62.8	64.1	62.1	61.9	63.8	62.9						
Top Speed [km/h]	61.9	64.5	64.5	63.0	62.5	64.8	64.9						
Avg. Dist. to Rail [m]	2.8	1.7	1.6	0.4	0.7	1.8	1.7						
Avg. Stride Freq. [Hz]	2.4	2.5	2.5	2.4	2.4	2.4	2.4						
Avg. Stride Length [m]	6.2	7.0	7.2	7.2	7.2	7.4	7.2						





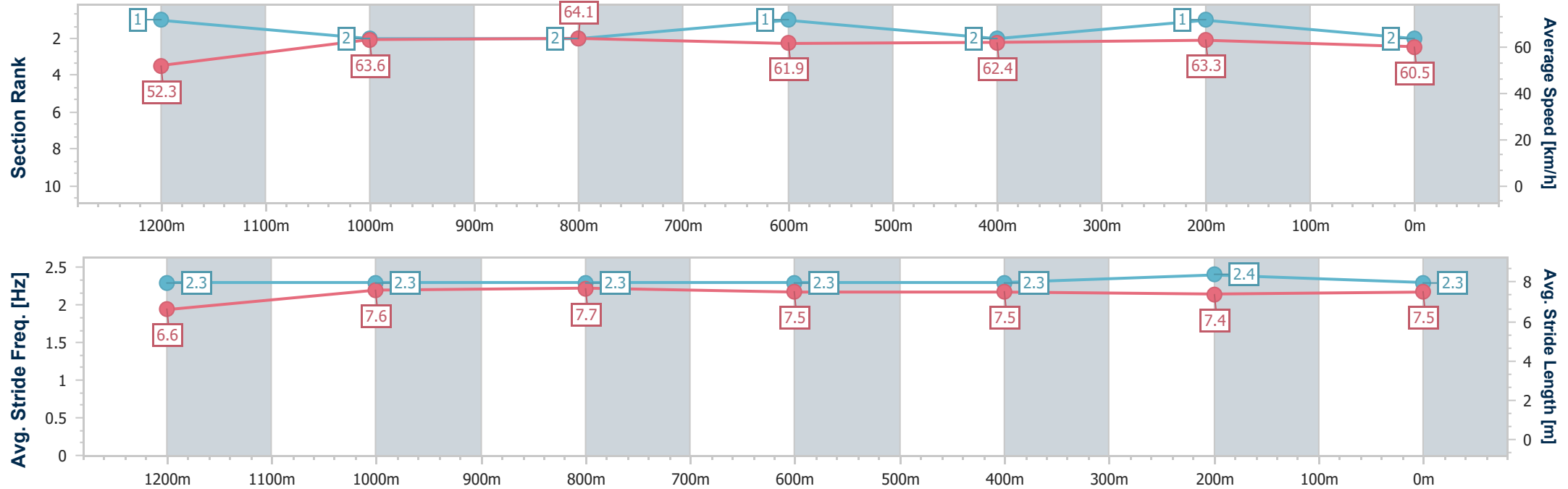
Horse/Jockey Name	Super Quick
Final Rank	2
Fastest Section Time (Section)	0:11.25 (1000m)
Top Speed [km/h] (Section)	65.2 (1000m)
Race State	Finished



DalbyProfessional  
Race 4: CRITERION HOTEL DALBY BENCHMARK 70 Handicap  
- 1400m  
02 October 2025 - 14:11  
Track Rating: Good 4, Weather: Fine, Rail Position: +2m 600m-300m; True Remainder



Section	Overall	1200m	1000m	800m	600m	400m	200m						
Section Times	1:22.87 [2] (0:13.75)	1:09.12 [1] (0:11.32)	0:57.80 [2] (0:11.25)	0:46.55 [2] (0:11.64)	0:34.91 [1] (0:11.63)	0:23.28 [2] (0:11.39)	0:11.89 [1] (0:11.89)						
Average Speed [km/h]	52.3	63.6	64.1	61.9	62.4	63.3	60.5						
Top Speed [km/h]	64.0	63.9	65.2	62.6	62.6	65.0	63.4						
Avg. Dist. to Rail [m]	3.7	1.8	1.9	1.1	0.5	2.2	3.2						
Avg. Stride Freq. [Hz]	2.3	2.3	2.3	2.3	2.3	2.4	2.3						
Avg. Stride Length [m]	6.6	7.6	7.7	7.5	7.5	7.4	7.5						





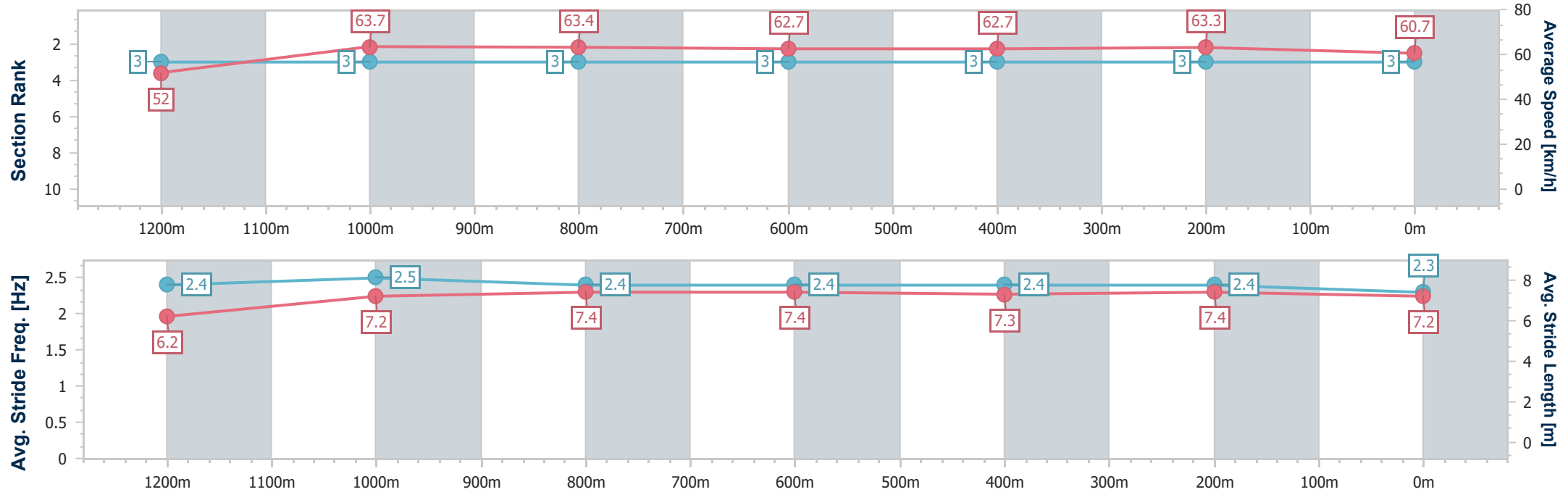
Horse/Jockey Name	Never Give Up
Final Rank	3
Fastest Section Time (Section)	0:11.28 (1200m)
Top Speed [km/h] (Section)	65.5 (Overall)
Race State	Finished



DalbyProfessional  
Race 4: CRITERION HOTEL DALBY BENCHMARK 70 Handicap  
- 1400m  
02 October 2025 - 14:11  
Track Rating: Good 4, Weather: Fine, Rail Position: +2m 600m-300m; True Remainder



Section	Overall	1200m	1000m	800m	600m	400m	200m						
Section Times	1:23.06 [3] (0:13.90)	1:09.16 [3] (0:11.28)	0:57.88 [3] (0:11.38)	0:46.50 [3] (0:11.55)	0:34.95 [3] (0:11.60)	0:23.35 [3] (0:11.46)	0:11.89 [3] (0:11.89)						
Average Speed [km/h]	52.0	63.7	63.4	62.7	62.7	63.3	60.7						
Top Speed [km/h]	65.5	64.7	64.3	63.1	63.7	64.8	62.4						
Avg. Dist. to Rail [m]	4.7	2.6	2.5	1.3	1.4	4.6	6.2						
Avg. Stride Freq. [Hz]	2.4	2.5	2.4	2.4	2.4	2.4	2.3						
Avg. Stride Length [m]	6.2	7.2	7.4	7.4	7.3	7.4	7.2						





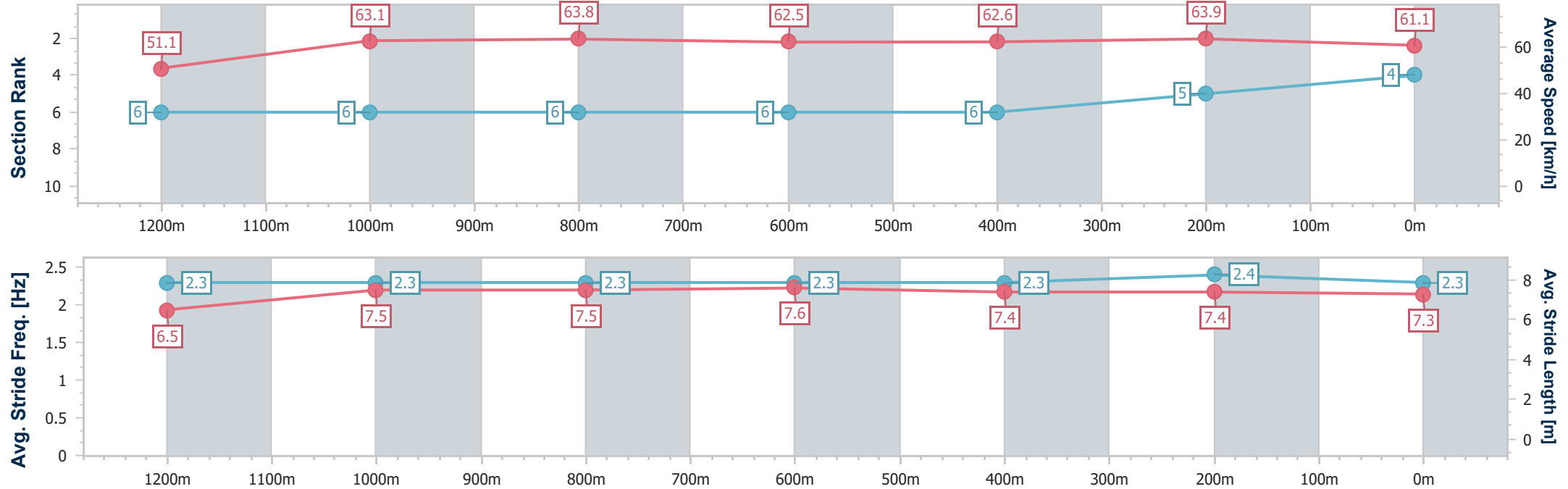
Horse/Jockey Name	Unleash
Final Rank	4
Fastest Section Time (Section)	0:11.32 (1000m)
Top Speed [km/h] (Section)	64.7 (1000m)
Race State	Finished



DalbyProfessional  
Race 4: CRITERION HOTEL DALBY BENCHMARK 70 Handicap  
- 1400m  
02 October 2025 - 14:11  
Track Rating: Good 4, Weather: Fine, Rail Position: +2m 600m-300m; True Remainder



Section	Overall	1200m	1000m	800m	600m	400m	200m						
Section Times	1:23.06 [4] (0:14.08)	1:08.98 [6] (0:11.41)	0:57.57 [6] (0:11.32)	0:46.25 [6] (0:11.57)	0:34.68 [6] (0:11.52)	0:23.16 [6] (0:11.39)	0:11.77 [5] (0:11.77)						
Average Speed [km/h]	51.1	63.1	63.8	62.5	62.6	63.9	61.1						
Top Speed [km/h]	63.2	64.6	64.7	63.2	63.7	64.6	63.4						
Avg. Dist. to Rail [m]	3.7	2.7	2.6	1.2	0.9	4.9	8.8						
Avg. Stride Freq. [Hz]	2.3	2.3	2.3	2.3	2.3	2.4	2.3						
Avg. Stride Length [m]	6.5	7.5	7.5	7.6	7.4	7.4	7.3						



[ ] Ranking at each section and finish  
-.-.- No data available at this section  
NA No data available



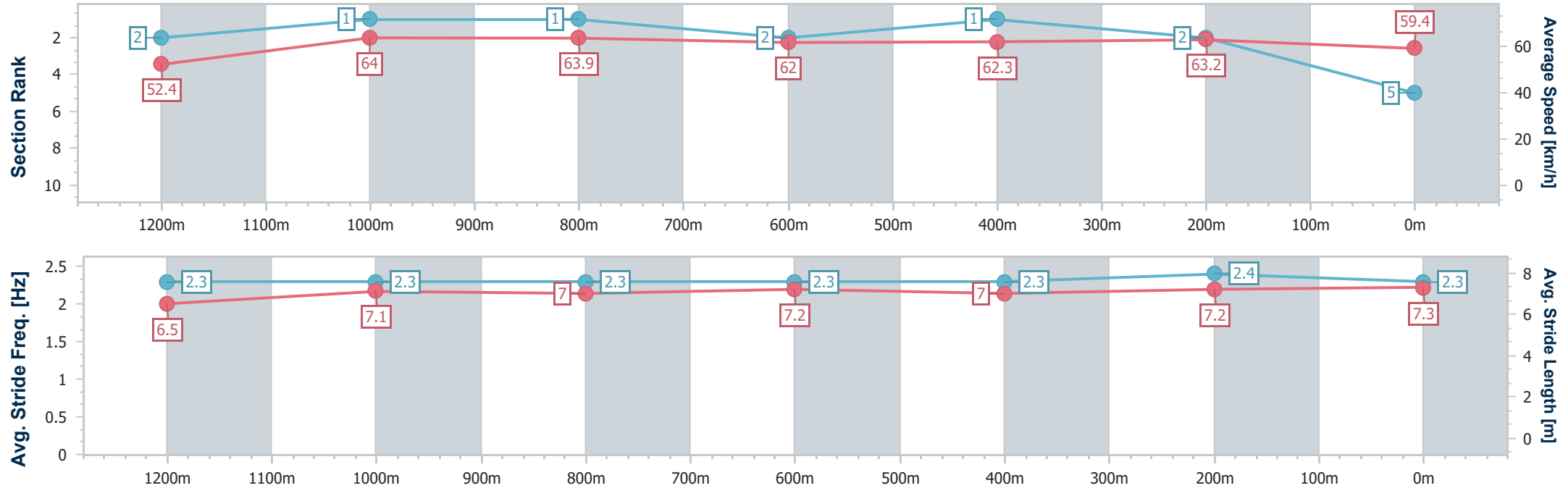
Horse/Jockey Name	Chasing Jackley
Final Rank	5
Fastest Section Time (Section)	0:11.20 (1200m)
Top Speed [km/h] (Section)	65.3 (1200m)
Race State	Finished



DalbyProfessional  
Race 4: CRITERION HOTEL DALBY BENCHMARK 70 Handicap  
- 1400m  
02 October 2025 - 14:11  
Track Rating: Good 4, Weather: Fine, Rail Position: +2m 600m-300m; True Remainder



Section	Overall	1200m	1000m	800m	600m	400m	200m						
Section Times	1:23.13 [5] (0:13.80)	1:09.33 [2] (0:11.20)	0:58.13 [1] (0:11.27)	0:46.86 [1] (0:11.70)	0:35.16 [2] (0:11.59)	0:23.57 [1] (0:11.45)	0:12.12 [2] (0:12.12)						
Average Speed [km/h]	52.4	64.0	63.9	62.0	62.3	63.2	59.4						
Top Speed [km/h]	62.6	65.3	64.3	63.4	62.8	63.7	62.2						
Avg. Dist. to Rail [m]	7.0	4.0	2.8	1.2	0.6	3.6	5.2						
Avg. Stride Freq. [Hz]	2.3	2.3	2.3	2.3	2.3	2.4	2.3						
Avg. Stride Length [m]	6.5	7.1	7.0	7.2	7.0	7.2	7.3						







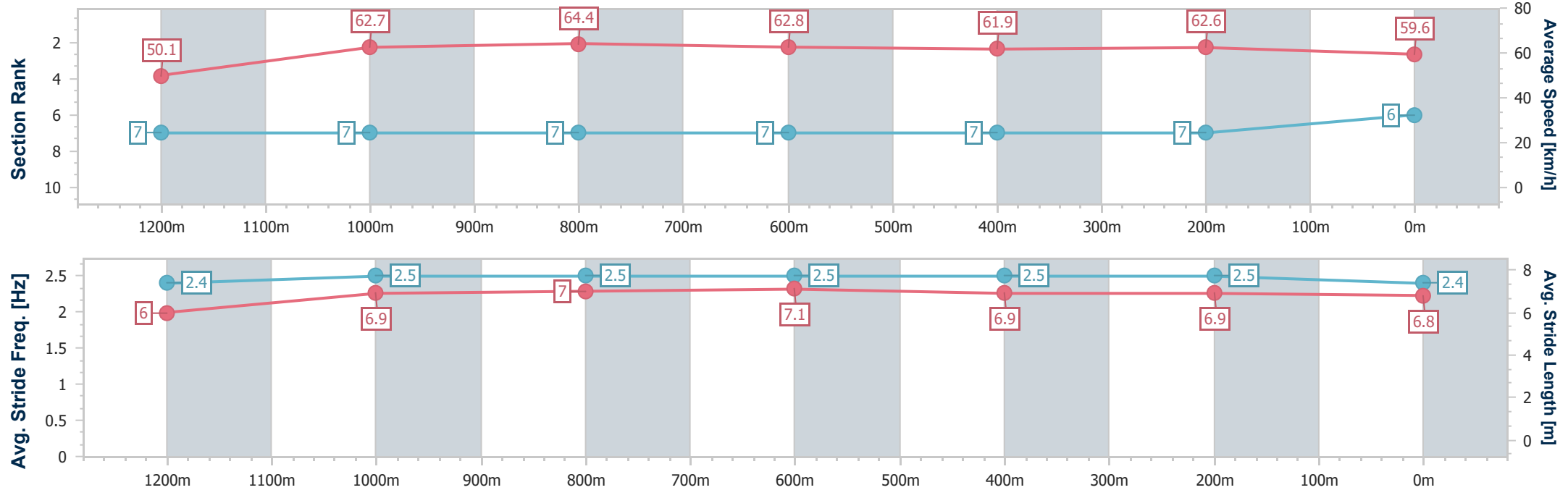
Horse/Jockey Name	Cavalheiro
Final Rank	6
Fastest Section Time (Section)	0:11.17 (1000m)
Top Speed [km/h] (Section)	66.2 (1000m)
Race State	Finished



DalbyProfessional  
Race 4: CRITERION HOTEL DALBY BENCHMARK 70 Handicap  
- 1400m  
02 October 2025 - 14:11  
Track Rating: Good 4, Weather: Fine, Rail Position: +2m 600m-300m; True Remainder



Section	Overall	1200m	1000m	800m	600m	400m	200m						
Section Times	1:23.80 [6] (0:14.35)	1:09.45 [7] (0:11.52)	0:57.93 [7] (0:11.17)	0:46.76 [7] (0:11.51)	0:35.25 [7] (0:11.62)	0:23.63 [7] (0:11.56)	0:12.07 [7] (0:12.07)						
Average Speed [km/h]	50.1	62.7	64.4	62.8	61.9	62.6	59.6						
Top Speed [km/h]	61.8	64.3	66.2	63.7	63.1	63.4	61.4						
Avg. Dist. to Rail [m]	1.1	0.8	1.2	0.5	0.6	3.3	4.6						
Avg. Stride Freq. [Hz]	2.4	2.5	2.5	2.5	2.5	2.5	2.4						
Avg. Stride Length [m]	6.0	6.9	7.0	7.1	6.9	6.9	6.8						





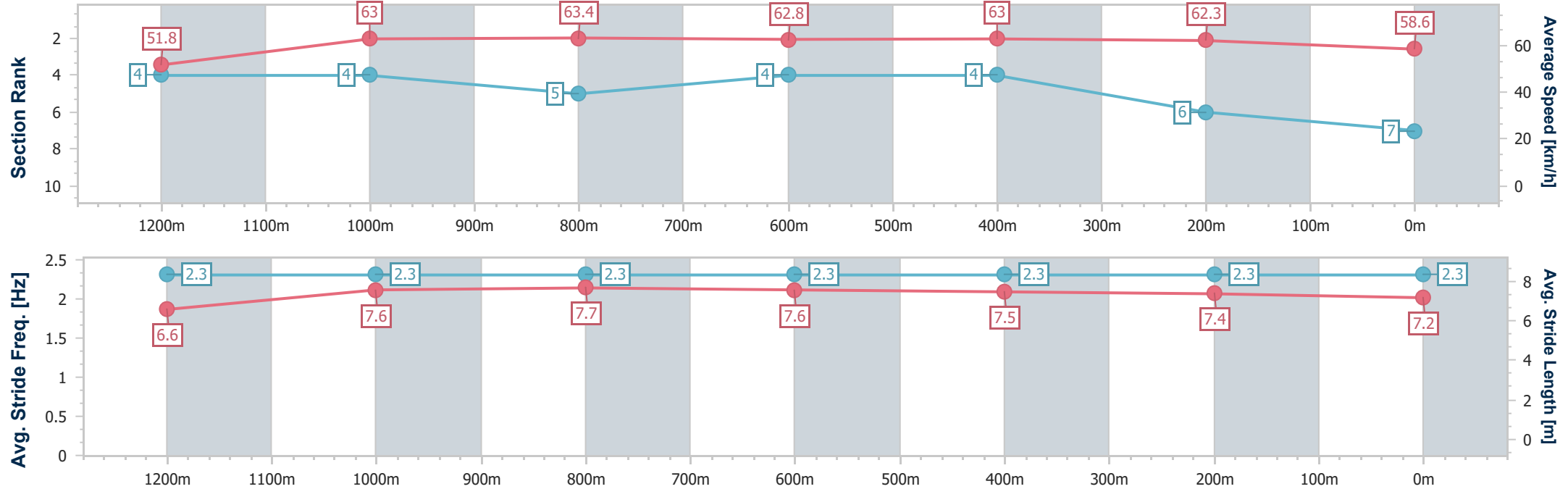
Horse/Jockey Name	Hotfoot Performer
Final Rank	7
Fastest Section Time (Section)	0:11.35 (1000m)
Top Speed [km/h] (Section)	64.2 (1000m)
Race State	Finished



DalbyProfessional  
Race 4: CRITERION HOTEL DALBY BENCHMARK 70 Handicap  
- 1400m  
02 October 2025 - 14:11  
Track Rating: Good 4, Weather: Fine, Rail Position: +2m 600m-300m; True Remainder



Section	Overall	1200m	1000m	800m	600m	400m	200m						
Section Times	1:23.81 [7] (0:13.95)	1:09.86 [4] (0:11.40)	0:58.46 [4] (0:11.35)	0:47.11 [5] (0:11.59)	0:35.52 [4] (0:11.57)	0:23.95 [4] (0:11.62)	0:12.33 [6] (0:12.33)						
Average Speed [km/h]	51.8	63.0	63.4	62.8	63.0	62.3	58.6						
Top Speed [km/h]	63.4	64.1	64.2	63.3	63.5	63.5	61.4						
Avg. Dist. to Rail [m]	6.0	3.7	3.3	2.1	1.7	4.7	6.5						
Avg. Stride Freq. [Hz]	2.3	2.3	2.3	2.3	2.3	2.3	2.3						
Avg. Stride Length [m]	6.6	7.6	7.7	7.6	7.5	7.4	7.2						






# DalbyProfessional

## Race 5: XXXX BENCHMARK 55 Handicap - 1200m

02 October 2025 - 14:45



Track Rating: Good 4, Weather: Fine, Rail Position: +2m 600m-300m; True Remainder

Section		Overall				1000m	800m	600m	400m	200m	Last 600m		
Field Times		1:11.01 (0:13.59)				0:57.42 (0:11.07)	0:46.35 (0:11.40)	0:34.95 (0:11.71)	0:23.24 (0:11.51)	0:11.73 (0:11.73)	0:34.95		
Rank	TAB	Horse/Jockey	Barrier	Top Speed [km/h]	Fastest Section						Margin	Distance Travelled [m]	
1	3	BOLD AS BRASS	6	65.3	0:11.18	1:11.01 [1]	0:57.22 [3]	0:46.04 [3]	0:34.65 [4]	0:23.06 [4]	0:11.55 [3]	1:11.01	0:34.65
		Jaden Lloyd		1000m	1000m	(0:13.79)	(0:11.18)	(0:11.39)	(0:11.59)	(0:11.51)	(0:11.55)		
2	7	ZIMBARA	4	64.9	0:11.20	1:11.02 [2]	0:57.40 [2]	0:46.20 [2]	0:34.81 [2]	0:23.21 [2]	0:11.74 [1]	0.02L	0:34.81 +1
		Justin Huxtable		1000m	1000m	(0:13.62)	(0:11.20)	(0:11.39)	(0:11.60)	(0:11.47)	(0:11.74)		
3	5	PORRISTA	7	66.7	0:10.98	1:11.07 [3]	0:57.01 [5]	0:46.03 [5]	0:34.59 [5]	0:23.22 [3]	0:11.77 [2]	0.33L	0:34.59 +3
		Leah Martyn		1000m	1000m	(0:14.06)	(0:10.98)	(0:11.44)	(0:11.37)	(0:11.45)	(0:11.77)		
4	2	KINGSLAND	2	65.6	0:11.11	1:11.18 [4]	0:57.07 [7]	0:45.96 [6]	0:34.69 [6]	0:23.00 [7]	0:11.37 [6]	0.97L	0:34.69 +0
		Reece O'Connell		1000m	1000m	(0:14.11)	(0:11.11)	(0:11.27)	(0:11.69)	(0:11.63)	(0:11.37)		
5	10	MILAGRO	8	65.5	0:11.19	1:11.25 [5]	0:56.75 [8]	0:45.50 [8]	0:34.31 [8]	0:22.87 [8]	0:11.34 [8]	1.39L	0:34.31 -2
		Corey Bayliss		800m	800m	(0:14.50)	(0:11.25)	(0:11.19)	(0:11.44)	(0:11.53)	(0:11.34)		
6	1	ALL BLACK	5	65.2	0:11.16	1:11.28 [6]	0:57.18 [6]	0:46.02 [7]	0:34.69 [7]	0:23.23 [6]	0:11.68 [5]	1.6L	0:34.69 +2
		Colleen Krahnen		1000m	1000m	(0:14.10)	(0:11.16)	(0:11.33)	(0:11.46)	(0:11.55)	(0:11.68)		
7	8	SHAMROCK'S SECRET	1	65.9	0:11.07	1:11.87 [7]	0:58.28 [1]	0:47.21 [1]	0:35.81 [1]	0:24.10 [1]	0:12.33 [4]	5.02L	0:35.81 -3
		Adin Thompson		1000m	1000m	(0:13.59)	(0:11.07)	(0:11.40)	(0:11.71)	(0:11.77)	(0:12.33)		
8	12	SUENITO	3	65.2	0:11.17	1:12.19 [8]	0:58.35 [4]	0:47.18 [4]	0:35.89 [3]	0:24.22 [5]	0:12.31 [7]	6.9L	0:35.89 -2
		Ashvin Goindasamy		1000m	1000m	(0:13.84)	(0:11.17)	(0:11.29)	(0:11.67)	(0:11.91)	(0:12.31)		

Scratched: Platinum Gift (#4), Surcote (#6), Russian Ripper (#11), Tsukino (#9)



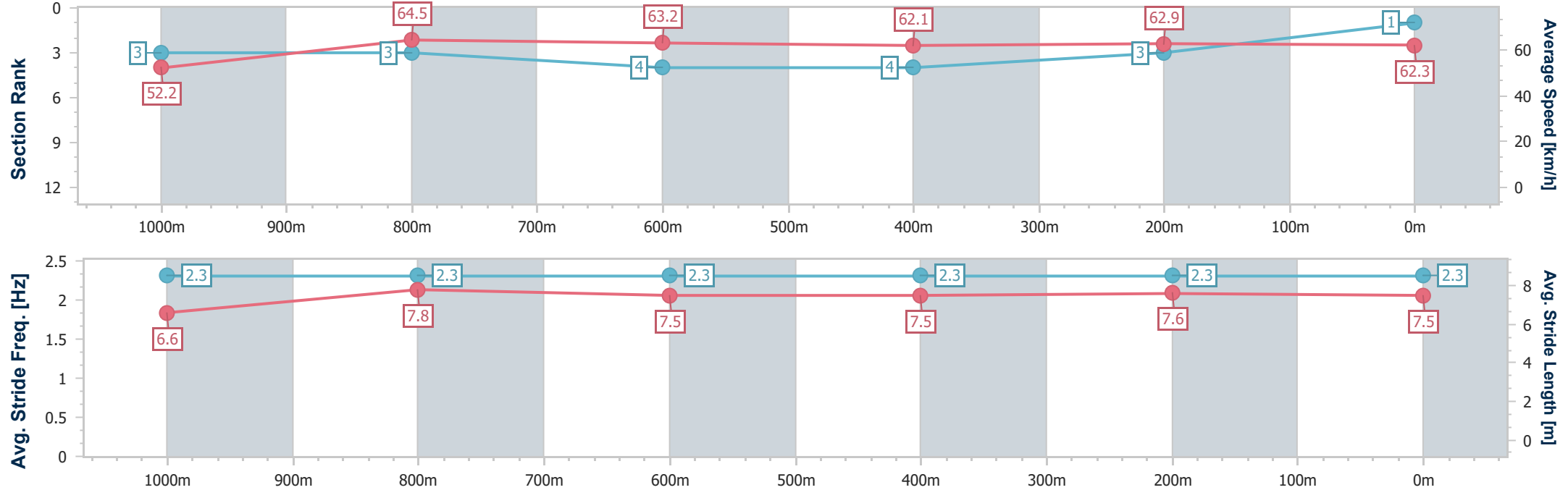
Horse/Jockey Name	Bold As Brass
Final Rank	1
Fastest Section Time (Section)	0:11.18 (1000m)
Top Speed [km/h] (Section)	65.3 (1000m)
Race State	Finished



DalbyProfessional  
Race 5: XXXX BENCHMARK 55 Handicap - 1200m  
02 October 2025 - 14:45  
Track Rating: Good 4, Weather: Fine, Rail Position: +2m 600m-300m; True Remainder



Section	Overall	1000m	800m	600m	400m	200m								
Section Times	1:11.01 [1] (0:13.79)	0:57.22 [3] (0:11.18)	0:46.04 [3] (0:11.39)	0:34.65 [4] (0:11.59)	0:23.06 [4] (0:11.51)	0:11.55 [3] (0:11.55)								
Average Speed [km/h]	52.2	64.5	63.2	62.1	62.9	62.3								
Top Speed [km/h]	64.3	65.3	64.0	63.0	64.3	63.7								
Avg. Dist. to Rail [m]	5.1	2.1	0.8	0.6	2.8	4.0								
Avg. Stride Freq. [Hz]	2.3	2.3	2.3	2.3	2.3	2.3								
Avg. Stride Length [m]	6.6	7.8	7.5	7.5	7.6	7.5								





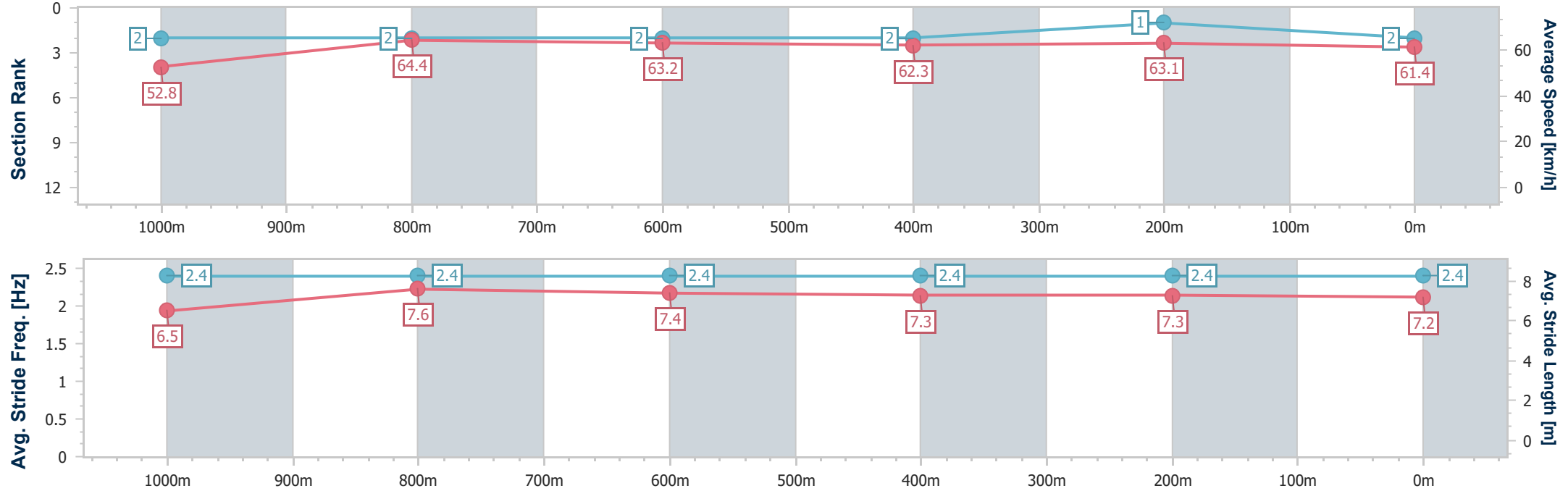
Horse/Jockey Name	Zimbara
Final Rank	2
Fastest Section Time (Section)	0:11.20 (1000m)
Top Speed [km/h] (Section)	64.9 (1000m)
Race State	Finished



DalbyProfessional  
Race 5: XXXX BENCHMARK 55 Handicap - 1200m  
02 October 2025 - 14:45  
Track Rating: Good 4, Weather: Fine, Rail Position: +2m 600m-300m; True Remainder



Section	Overall	1000m	800m	600m	400m	200m							
Section Times	1:11.02 [2] (0:13.62)	0:57.40 [2] (0:11.20)	0:46.20 [2] (0:11.39)	0:34.81 [2] (0:11.60)	0:23.21 [2] (0:11.47)	0:11.74 [1] (0:11.74)							
Average Speed [km/h]	52.8	64.4	63.2	62.3	63.1	61.4							
Top Speed [km/h]	64.4	64.9	64.0	62.9	64.7	63.7							
Avg. Dist. to Rail [m]	3.2	2.1	0.8	0.6	3.3	5.1							
Avg. Stride Freq. [Hz]	2.4	2.4	2.4	2.4	2.4	2.4							
Avg. Stride Length [m]	6.5	7.6	7.4	7.3	7.3	7.2							





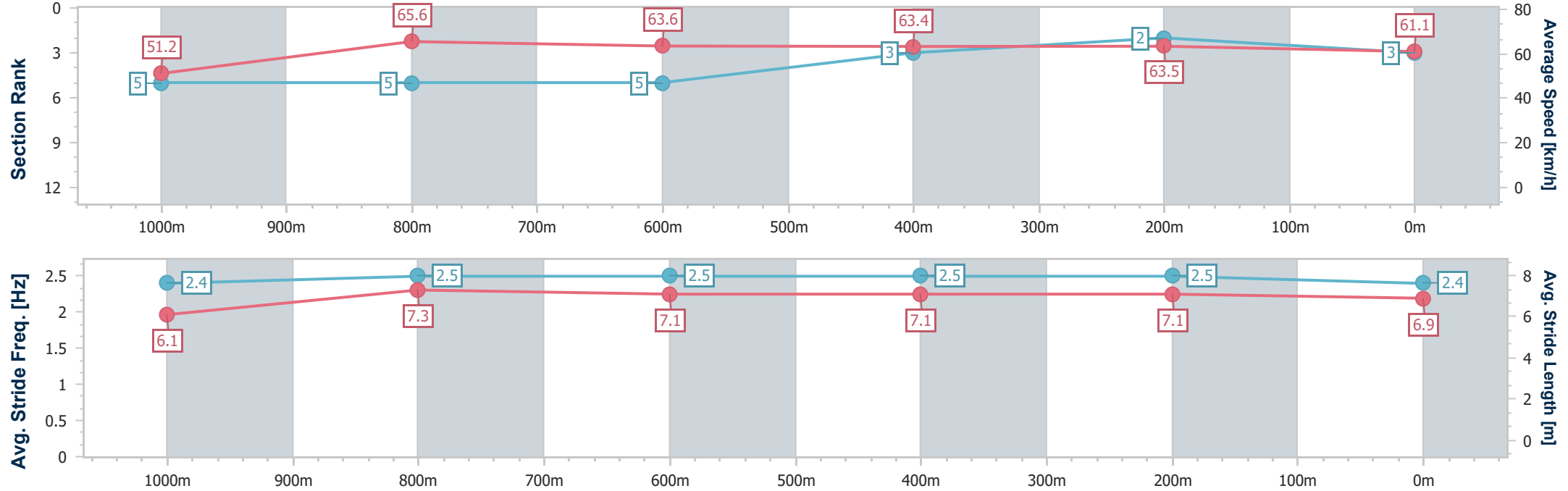
Horse/Jockey Name	Porrista
Final Rank	3
Fastest Section Time (Section)	0:10.98 (1000m)
Top Speed [km/h] (Section)	66.7 (1000m)
Race State	Finished



DalbyProfessional  
Race 5: XXXX BENCHMARK 55 Handicap - 1200m  
02 October 2025 - 14:45  
Track Rating: Good 4, Weather: Fine, Rail Position: +2m 600m-300m; True Remainder



Section	Overall	1000m	800m	600m	400m	200m							
Section Times	1:11.07 [3] (0:14.06)	0:57.01 [5] (0:10.98)	0:46.03 [5] (0:11.44)	0:34.59 [5] (0:11.37)	0:23.22 [3] (0:11.45)	0:11.77 [2] (0:11.77)							
Average Speed [km/h]	51.2	65.6	63.6	63.4	63.5	61.1							
Top Speed [km/h]	63.1	66.7	65.2	64.0	64.0	63.0							
Avg. Dist. to Rail [m]	5.7	2.9	2.3	0.4	4.8	7.2							
Avg. Stride Freq. [Hz]	2.4	2.5	2.5	2.5	2.5	2.4							
Avg. Stride Length [m]	6.1	7.3	7.1	7.1	7.1	6.9							



- [ ] Ranking at each section and finish
- .-.- No data available at this section
- NA No data available



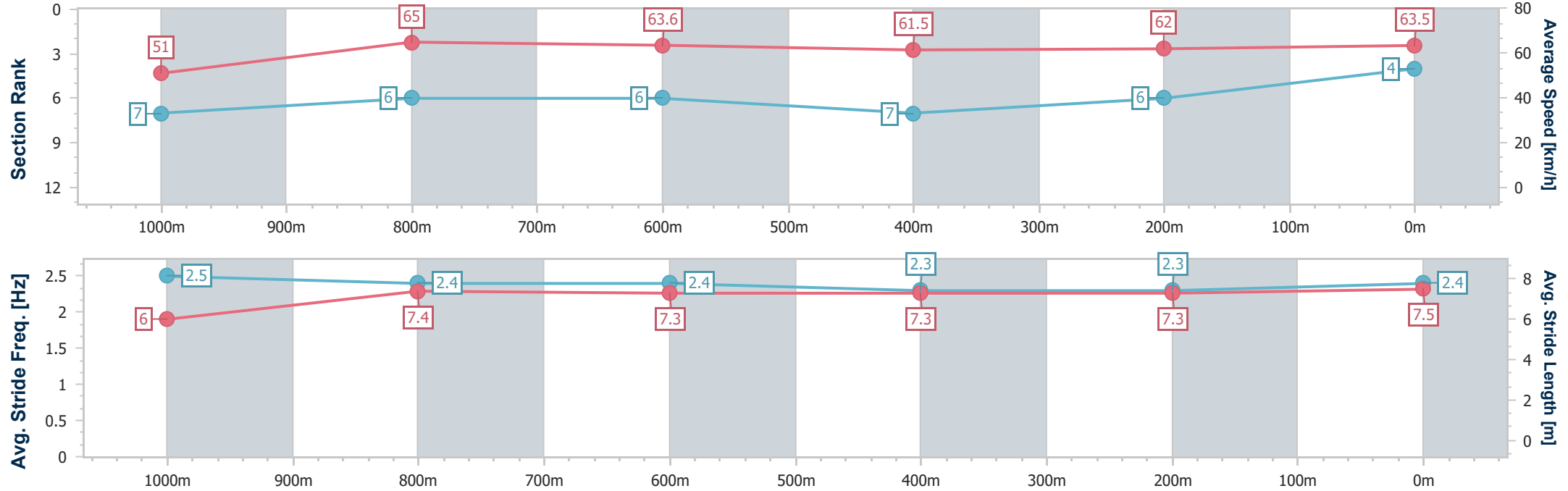
Horse/Jockey Name	Kingsland
Final Rank	4
Fastest Section Time (Section)	0:11.11 (1000m)
Top Speed [km/h] (Section)	65.6 (1000m)
Race State	Finished



DalbyProfessional  
Race 5: XXXX BENCHMARK 55 Handicap - 1200m  
02 October 2025 - 14:45  
Track Rating: Good 4, Weather: Fine, Rail Position: +2m 600m-300m; True Remainder



Section	Overall	1000m	800m	600m	400m	200m								
Section Times	1:11.18 [4] (0:14.11)	0:57.07 [7] (0:11.11)	0:45.96 [6] (0:11.27)	0:34.69 [6] (0:11.69)	0:23.00 [7] (0:11.63)	0:11.37 [6] (0:11.37)								
Average Speed [km/h]	51.0	65.0	63.6	61.5	62.0	63.5								
Top Speed [km/h]	65.0	65.6	64.5	62.8	64.2	64.6								
Avg. Dist. to Rail [m]	1.0	0.5	0.6	0.7	3.7	7.7								
Avg. Stride Freq. [Hz]	2.5	2.4	2.4	2.3	2.3	2.4								
Avg. Stride Length [m]	6.0	7.4	7.3	7.3	7.3	7.5								





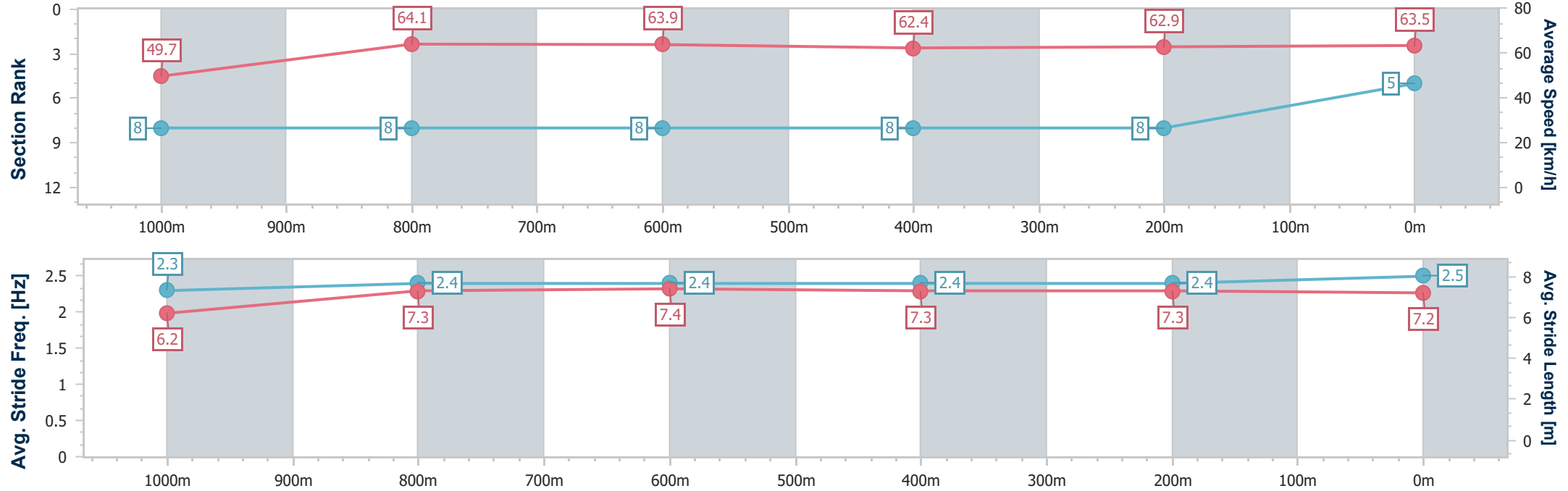
Horse/Jockey Name	Milagro
Final Rank	5
Fastest Section Time (Section)	0:11.19 (800m)
Top Speed [km/h] (Section)	65.5 (800m)
Race State	Finished



DalbyProfessional  
Race 5: XXXX BENCHMARK 55 Handicap - 1200m  
02 October 2025 - 14:45  
Track Rating: Good 4, Weather: Fine, Rail Position: +2m 600m-300m; True Remainder



Section	Overall	1000m	800m	600m	400m	200m							
Section Times	1:11.25 [5] (0:14.50)	0:56.75 [8] (0:11.25)	0:45.50 [8] (0:11.19)	0:34.31 [8] (0:11.44)	0:22.87 [8] (0:11.53)	0:11.34 [8] (0:11.34)							
Average Speed [km/h]	49.7	64.1	63.9	62.4	62.9	63.5							
Top Speed [km/h]	63.5	65.0	65.5	63.1	64.5	65.4							
Avg. Dist. to Rail [m]	4.3	1.0	1.0	1.5	5.1	10.6							
Avg. Stride Freq. [Hz]	2.3	2.4	2.4	2.4	2.4	2.5							
Avg. Stride Length [m]	6.2	7.3	7.4	7.3	7.3	7.2							



[ ] Ranking at each section and finish  
-.-.- No data available at this section  
NA No data available





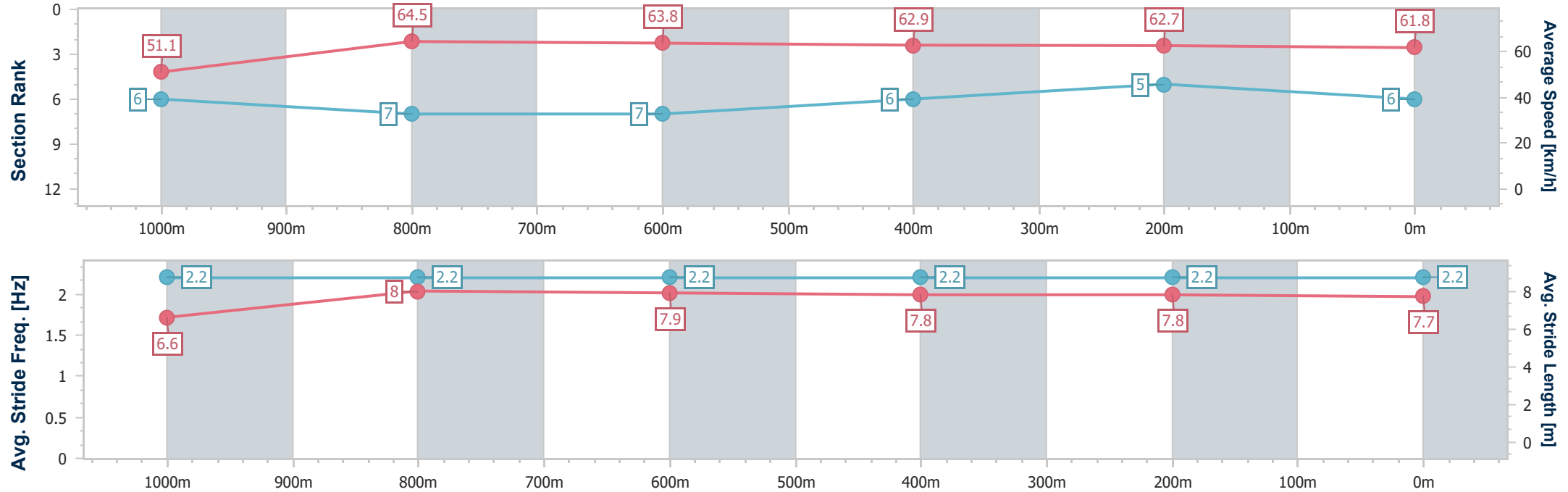
Horse/Jockey Name	All Black
Final Rank	6
Fastest Section Time (Section)	0:11.16 (1000m)
Top Speed [km/h] (Section)	65.2 (1000m)
Race State	Finished



DalbyProfessional  
Race 5: XXXX BENCHMARK 55 Handicap - 1200m  
02 October 2025 - 14:45  
Track Rating: Good 4, Weather: Fine, Rail Position: +2m 600m-300m; True Remainder



Section	Overall	1000m	800m	600m	400m	200m								
Section Times	1:11.28 [6] (0:14.10)	0:57.18 [6] (0:11.16)	0:46.02 [7] (0:11.33)	0:34.69 [7] (0:11.46)	0:23.23 [6] (0:11.55)	0:11.68 [5] (0:11.68)								
Average Speed [km/h]	51.1	64.5	63.8	62.9	62.7	61.8								
Top Speed [km/h]	64.0	65.2	64.1	63.5	63.6	63.6								
Avg. Dist. to Rail [m]	4.2	2.1	0.9	0.7	3.5	4.5								
Avg. Stride Freq. [Hz]	2.2	2.2	2.2	2.2	2.2	2.2								
Avg. Stride Length [m]	6.6	8.0	7.9	7.8	7.8	7.7								





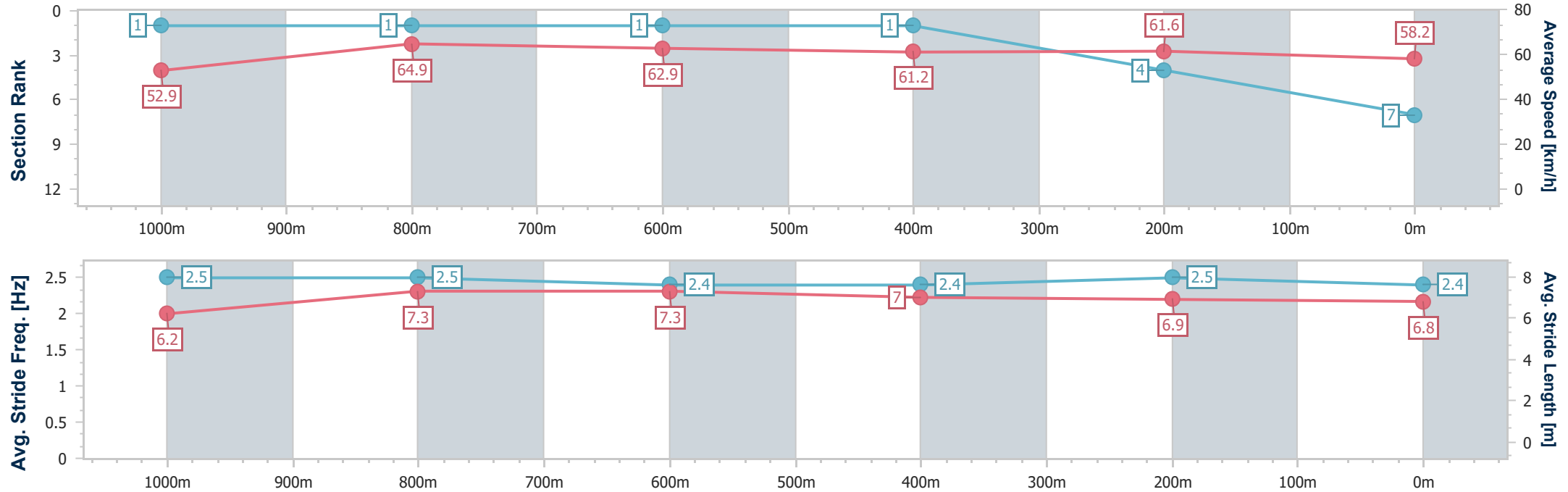
Horse/Jockey Name	Shamrock's Secret
Final Rank	7
Fastest Section Time (Section)	0:11.07 (1000m)
Top Speed [km/h] (Section)	65.9 (1000m)
Race State	Finished



DalbyProfessional  
Race 5: XXXX BENCHMARK 55 Handicap - 1200m  
02 October 2025 - 14:45  
Track Rating: Good 4, Weather: Fine, Rail Position: +2m 600m-300m; True Remainder



Section	Overall	1000m	800m	600m	400m	200m								
Section Times	1:11.87 [7] (0:13.59)	0:58.28 [1] (0:11.07)	0:47.21 [1] (0:11.40)	0:35.81 [1] (0:11.71)	0:24.10 [1] (0:11.77)	0:12.33 [4] (0:12.33)								
Average Speed [km/h]	52.9	64.9	62.9	61.2	61.6	58.2								
Top Speed [km/h]	65.8	65.9	64.0	62.4	62.7	61.0								
Avg. Dist. to Rail [m]	0.5	0.5	1.0	0.7	1.8	2.2								
Avg. Stride Freq. [Hz]	2.5	2.5	2.4	2.4	2.5	2.4								
Avg. Stride Length [m]	6.2	7.3	7.3	7.0	6.9	6.8								



[ ] Ranking at each section and finish  
- - - - No data available at this section  
NA No data available



Horse/Jockey Name	Suenito
Final Rank	8
Fastest Section Time (Section)	0:11.17 (1000m)
Top Speed [km/h] (Section)	65.2 (1000m)
Race State	Finished



DalbyProfessional

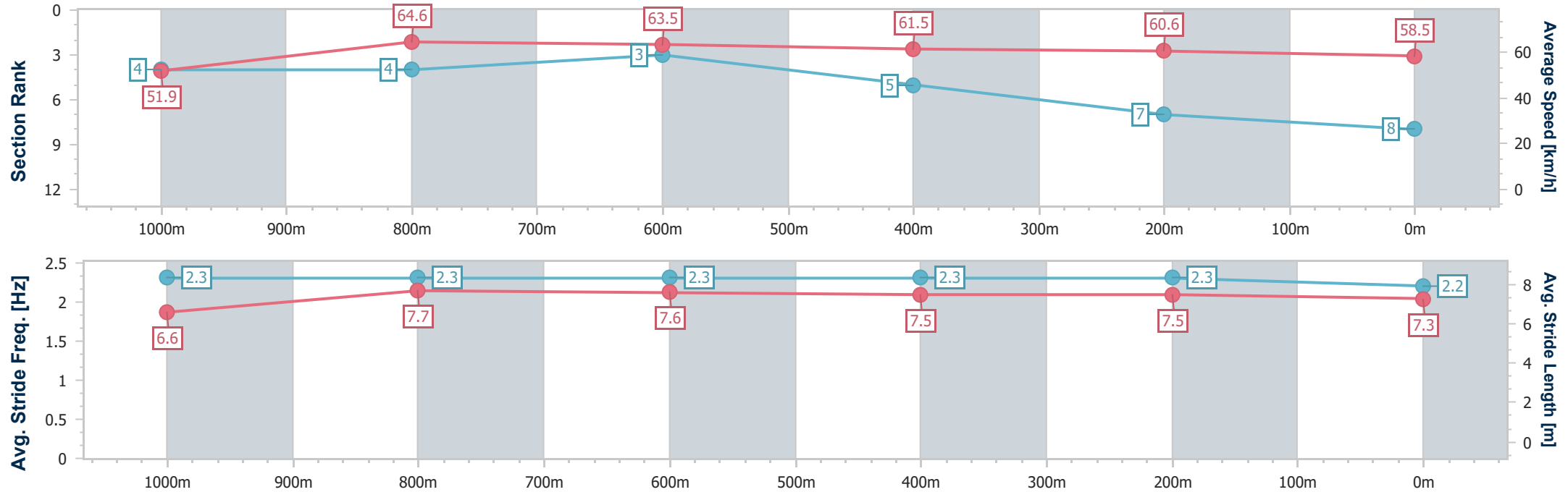
Race 5: XXXX BENCHMARK 55 Handicap - 1200m

02 October 2025 - 14:45

Track Rating: Good 4, Weather: Fine, Rail Position: +2m 600m-300m; True Remainder



Section	Overall	1000m	800m	600m	400m	200m							
Section Times	1:12.19 [8] (0:13.84)	0:58.35 [4] (0:11.17)	0:47.18 [4] (0:11.29)	0:35.89 [3] (0:11.67)	0:24.22 [5] (0:11.91)	0:12.31 [7] (0:12.31)							
Average Speed [km/h]	51.9	64.6	63.5	61.5	60.6	58.5							
Top Speed [km/h]	65.2	65.2	64.3	62.7	61.4	60.7							
Avg. Dist. to Rail [m]	2.6	0.9	0.6	0.8	2.2	3.8							
Avg. Stride Freq. [Hz]	2.3	2.3	2.3	2.3	2.3	2.2							
Avg. Stride Length [m]	6.6	7.7	7.6	7.5	7.5	7.3							





# DalbyProfessional

## Race 6: WARREGO WATER BENCHMARK 55 Handicap - 1200m

02 October 2025 - 15:25



Track Rating: Good 4, Weather: Fine, Rail Position: +2m 600m-300m; True Remainder

Section		Overall				1000m	800m	600m	400m	200m	Last 600m		
Field Times		1:10.90 (0:13.34)				0:57.56 (0:10.99)	0:46.57 (0:11.37)	0:35.20 (0:11.83)	0:23.37 (0:11.64)	0:11.73 (0:11.73)	0:35.20		
Rank	TAB	Horse/Jockey	Barrier	Top Speed [km/h]	Fastest Section						Margin	Distance Travelled [m]	
1	9	ALFA LILY	1	66.7	0:11.00	1:10.90 [1]	0:57.32 [4]	0:46.32 [3]	0:34.89 [3]	0:23.19 [3]	0:11.56 [3]	1:10.90	0:34.89
		Nozi Tomizawa		1000m	1000m	(0:13.58)	(0:11.00)	(0:11.43)	(0:11.70)	(0:11.63)	(0:11.56)		
2	1	WINCHMAN	2	68.5	0:11.08	1:10.92 [2]	0:57.41 [3]	0:46.33 [4]	0:34.82 [4]	0:23.10 [4]	0:11.75 [1]	0.13L	0:34.82 +5
		Paige Fergusson-Smith		1000m	1000m	(0:13.51)	(0:11.08)	(0:11.51)	(0:11.72)	(0:11.35)	(0:11.75)		
3	3	MISHANI PERSUASION	4	67.0	0:11.03	1:10.96 [3]	0:57.46 [2]	0:46.43 [2]	0:35.04 [2]	0:23.31 [2]	0:11.73 [2]	0.38L	0:35.04 +3
		Reece O'Connell		Overall	1000m	(0:13.50)	(0:11.03)	(0:11.39)	(0:11.73)	(0:11.58)	(0:11.73)		
4	10	GREEN PARK	5	66.5	0:11.03	1:11.23 [4]	0:57.56 [6]	0:46.53 [5]	0:34.93 [7]	0:23.14 [7]	0:11.73 [6]	1.98L	0:34.93 +4
		Chloe Lowe		1000m	1000m	(0:13.67)	(0:11.03)	(0:11.60)	(0:11.79)	(0:11.41)	(0:11.73)		
5	8	YES I'M UGLY	3	66.4	0:10.97	1:11.34 [5]	0:57.50 [7]	0:46.53 [7]	0:35.22 [5]	0:23.35 [5]	0:11.90 [5]	2.64L	0:35.22 +2
		Kelsey Lenton		1000m	1000m	(0:13.84)	(0:10.97)	(0:11.31)	(0:11.87)	(0:11.45)	(0:11.90)		
6	6	SO YOU CAN TORQUE	8	66.5	0:10.96	1:11.42 [6]	0:57.47 [9]	0:46.51 [8]	0:34.93 [8]	0:23.24 [8]	0:11.61 [8]	3.1L	0:34.93 +2
		Jake Bayliss		1000m	1000m	(0:13.95)	(0:10.96)	(0:11.58)	(0:11.69)	(0:11.63)	(0:11.61)		
7	2	MA'S EPIC	7	67.5	0:10.99	1:11.80 [7]	0:58.46 [1]	0:47.47 [1]	0:36.10 [1]	0:24.27 [1]	0:12.45 [4]	5.32L	0:36.10 +1
		Amelia Heinrich		1000m	1000m	(0:13.34)	(0:10.99)	(0:11.37)	(0:11.83)	(0:11.82)	(0:12.45)		
8	5	OYSTERCATCHER	9	66.4	0:11.09	1:12.06 [8]	0:58.19 [8]	0:47.10 [9]	0:35.49 [9]	0:23.88 [9]	0:12.32 [7]	6.83L	0:35.49 +7
		Justin Huxtable		1000m	1000m	(0:13.87)	(0:11.09)	(0:11.61)	(0:11.61)	(0:11.56)	(0:12.32)		
9	4	ANOTHER FORTUNE	6	66.6	0:11.07	1:13.04 [9]	0:59.39 [5]	0:48.32 [6]	0:36.85 [6]	0:24.99 [6]	0:13.00 [9]	12.64L	0:36.85 +8
		Jade Metcalfe		1000m	1000m	(0:13.65)	(0:11.07)	(0:11.47)	(0:11.86)	(0:11.99)	(0:13.00)		

Scratched: Sonic Arrow (#11), Press Yes (#12), Xuanfeng (#7)



Horse/Jockey Name	Alfa Lily
Final Rank	1
Fastest Section Time (Section)	0:11.00 (1000m)
Top Speed [km/h] (Section)	66.7 (1000m)
Race State	Finished



DalbyProfessional

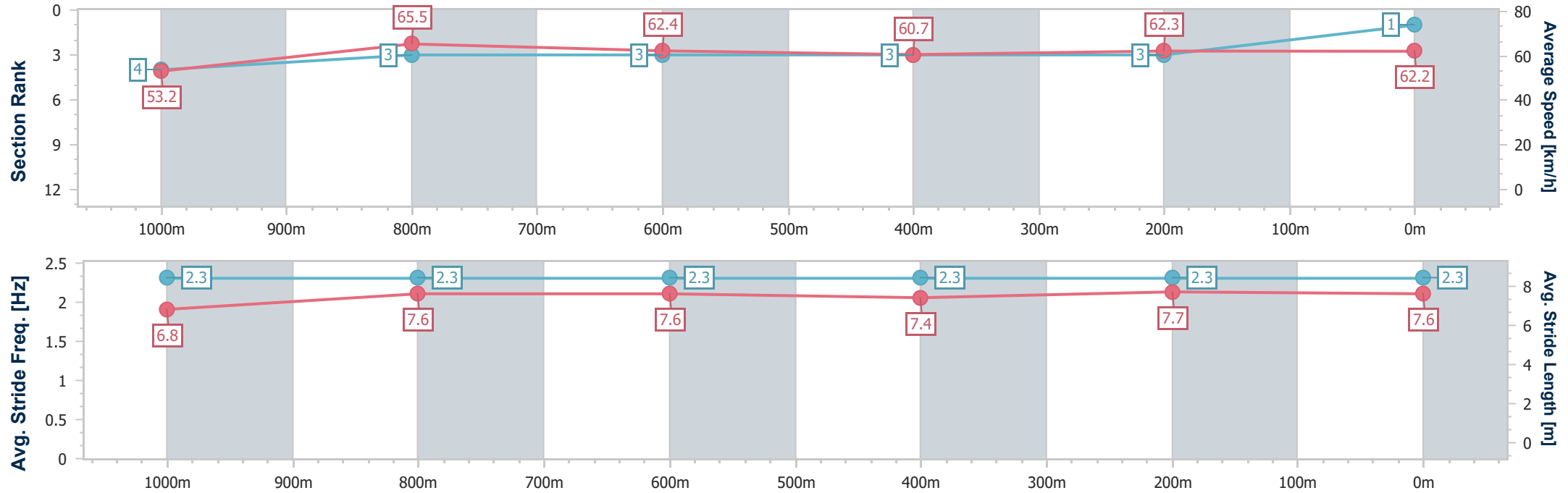
Race 6: WARREGO WATER BENCHMARK 55 Handicap - 1200m



02 October 2025 - 15:25

Track Rating: Good 4, Weather: Fine, Rail Position: +2m 600m-300m; True Remainder

Section	Overall	1000m	800m	600m	400m	200m							
Section Times	1:10.90 [1] (0:13.58)	0:57.32 [4] (0:11.00)	0:46.32 [3] (0:11.43)	0:34.89 [3] (0:11.70)	0:23.19 [3] (0:11.63)	0:11.56 [3] (0:11.56)							
Average Speed [km/h]	53.2	65.5	62.4	60.7	62.3	62.2							
Top Speed [km/h]	65.6	66.7	63.6	63.0	63.5	63.9							
Avg. Dist. to Rail [m]	1.1	0.8	1.3	2.0	2.5	5.9							
Avg. Stride Freq. [Hz]	2.3	2.3	2.3	2.3	2.3	2.3							
Avg. Stride Length [m]	6.8	7.6	7.6	7.4	7.7	7.6							





Horse/Jockey Name	Winchman
Final Rank	2
Fastest Section Time (Section)	0:11.08 (1000m)
Top Speed [km/h] (Section)	68.5 (1000m)
Race State	Finished



DalbyProfessional

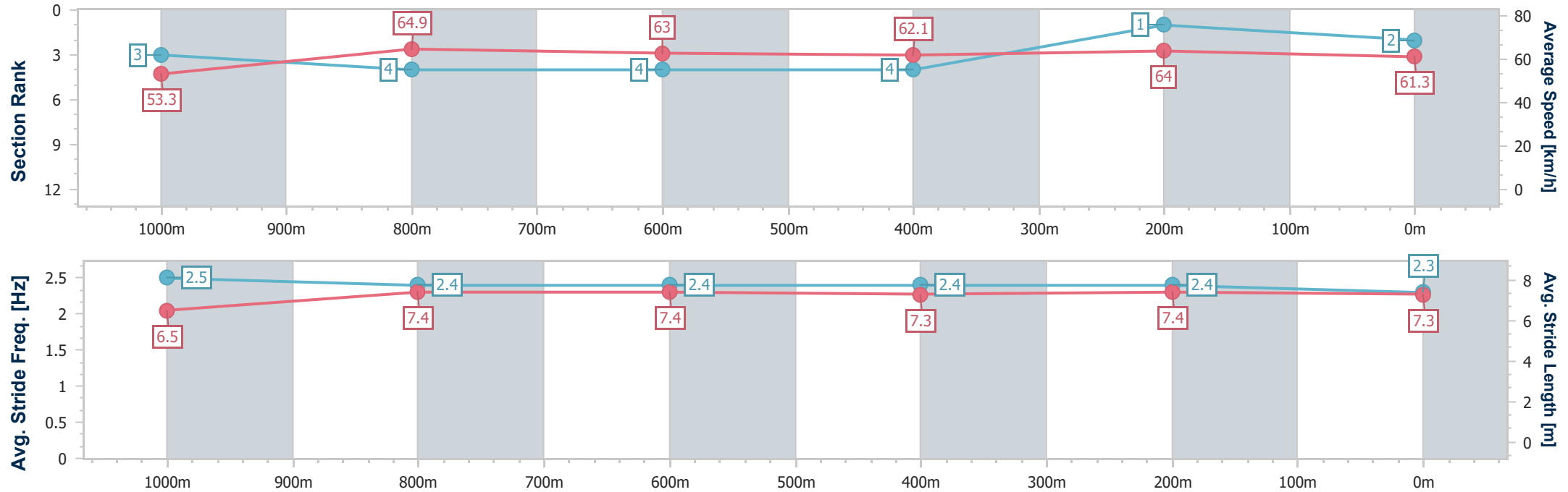
Race 6: WARREGO WATER BENCHMARK 55 Handicap - 1200m



02 October 2025 - 15:25

Track Rating: Good 4, Weather: Fine, Rail Position: +2m 600m-300m; True Remainder

Section	Overall	1000m	800m	600m	400m	200m								
Section Times	1:10.92 [2] (0:13.51)	0:57.41 [3] (0:11.08)	0:46.33 [4] (0:11.51)	0:34.82 [4] (0:11.72)	0:23.10 [4] (0:11.35)	0:11.75 [1] (0:11.75)								
Average Speed [km/h]	53.3	64.9	63.0	62.1	64.0	61.3								
Top Speed [km/h]	66.4	68.5	64.4	63.9	65.1	62.9								
Avg. Dist. to Rail [m]	2.0	2.2	1.3	1.3	4.6	5.5								
Avg. Stride Freq. [Hz]	2.5	2.4	2.4	2.4	2.4	2.3								
Avg. Stride Length [m]	6.5	7.4	7.4	7.3	7.4	7.3								





Horse/Jockey Name	Mishani Persuasion
Final Rank	3
Fastest Section Time (Section)	0:11.03 (1000m)
Top Speed [km/h] (Section)	67.0 (Overall)
Race State	Finished



DalbyProfessional

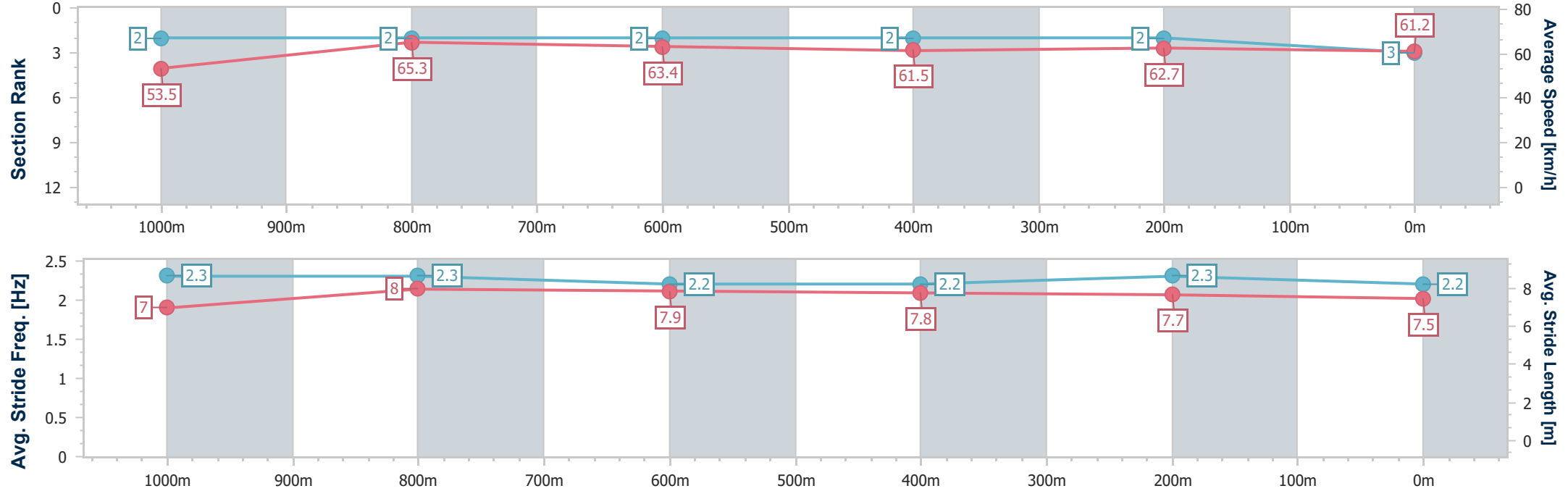
Race 6: WARREGO WATER BENCHMARK 55 Handicap - 1200m



02 October 2025 - 15:25

Track Rating: Good 4, Weather: Fine, Rail Position: +2m 600m-300m; True Remainder

Section	Overall	1000m	800m	600m	400m	200m								
Section Times	1:10.96 [3] (0:13.50)	0:57.46 [2] (0:11.03)	0:46.43 [2] (0:11.39)	0:35.04 [2] (0:11.73)	0:23.31 [2] (0:11.58)	0:11.73 [2] (0:11.73)								
Average Speed [km/h]	53.5	65.3	63.4	61.5	62.7	61.2								
Top Speed [km/h]	67.0	66.9	64.8	63.2	63.7	64.4								
Avg. Dist. to Rail [m]	3.4	2.9	1.4	0.9	2.7	4.0								
Avg. Stride Freq. [Hz]	2.3	2.3	2.2	2.2	2.3	2.2								
Avg. Stride Length [m]	7.0	8.0	7.9	7.8	7.7	7.5								





Horse/Jockey Name	Green Park
Final Rank	4
Fastest Section Time (Section)	0:11.03 (1000m)
Top Speed [km/h] (Section)	66.5 (1000m)
Race State	Finished



DalbyProfessional

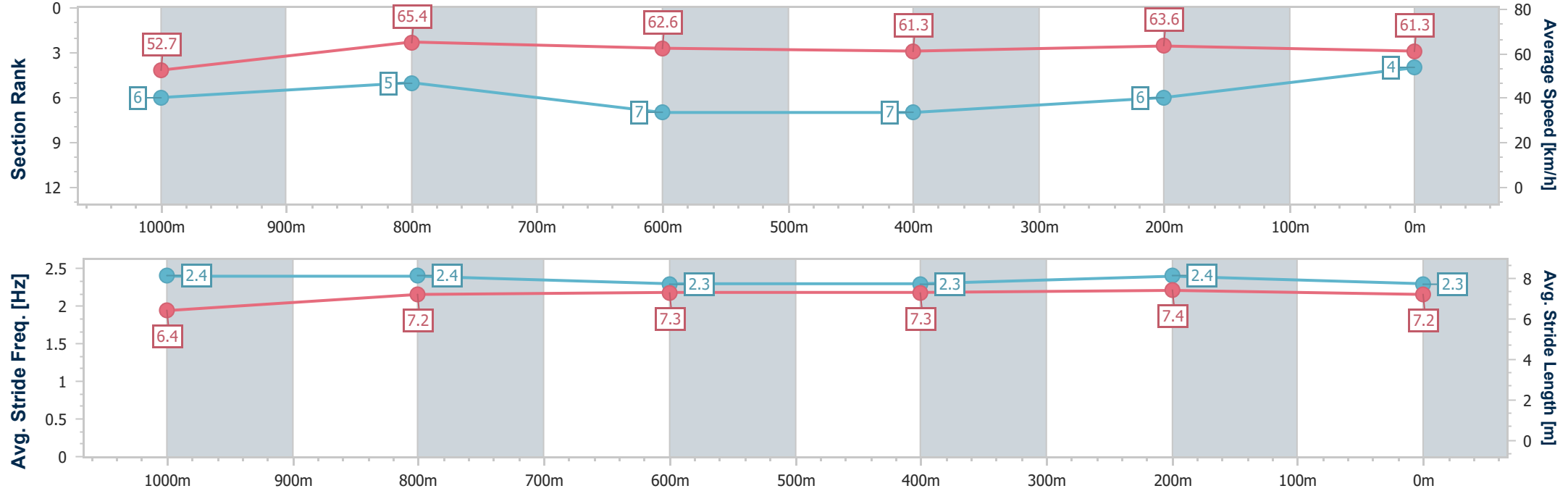
Race 6: WARREGO WATER BENCHMARK 55 Handicap - 1200m



02 October 2025 - 15:25

Track Rating: Good 4, Weather: Fine, Rail Position: +2m 600m-300m; True Remainder

Section	Overall	1000m	800m	600m	400m	200m							
Section Times	1:11.23 [4] (0:13.67)	0:57.56 [6] (0:11.03)	0:46.53 [5] (0:11.60)	0:34.93 [7] (0:11.79)	0:23.14 [7] (0:11.41)	0:11.73 [6] (0:11.73)							
Average Speed [km/h]	52.7	65.4	62.6	61.3	63.6	61.3							
Top Speed [km/h]	66.0	66.5	64.5	64.5	64.1	63.9							
Avg. Dist. to Rail [m]	3.3	3.1	1.9	1.0	2.8	3.8							
Avg. Stride Freq. [Hz]	2.4	2.4	2.3	2.3	2.4	2.3							
Avg. Stride Length [m]	6.4	7.2	7.3	7.3	7.4	7.2							







Horse/Jockey Name	Yes I'm Ugly
Final Rank	5
Fastest Section Time (Section)	0:10.97 (1000m)
Top Speed [km/h] (Section)	66.4 (1000m)
Race State	Finished



DalbyProfessional

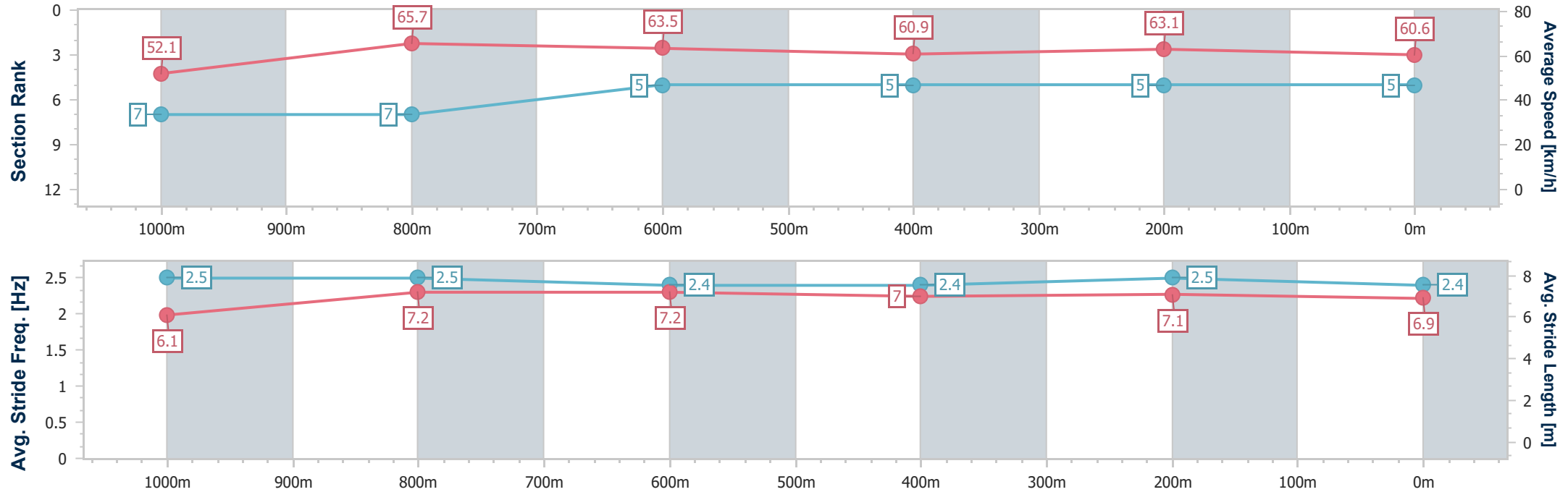
Race 6: WARREGO WATER BENCHMARK 55 Handicap - 1200m



02 October 2025 - 15:25

Track Rating: Good 4, Weather: Fine, Rail Position: +2m 600m-300m; True Remainder

Section	Overall	1000m	800m	600m	400m	200m								
Section Times	1:11.34 [5] (0:13.84)	0:57.50 [7] (0:10.97)	0:46.53 [7] (0:11.31)	0:35.22 [5] (0:11.87)	0:23.35 [5] (0:11.45)	0:11.90 [5] (0:11.90)								
Average Speed [km/h]	52.1	65.7	63.5	60.9	63.1	60.6								
Top Speed [km/h]	66.4	66.4	65.0	63.4	64.1	63.7								
Avg. Dist. to Rail [m]	1.0	0.6	0.5	1.2	2.0	1.8								
Avg. Stride Freq. [Hz]	2.5	2.5	2.4	2.4	2.5	2.4								
Avg. Stride Length [m]	6.1	7.2	7.2	7.0	7.1	6.9								





Horse/Jockey Name	So You Can Torque
Final Rank	6
Fastest Section Time (Section)	0:10.96 (1000m)
Top Speed [km/h] (Section)	66.5 (1000m)
Race State	Finished



DalbyProfessional

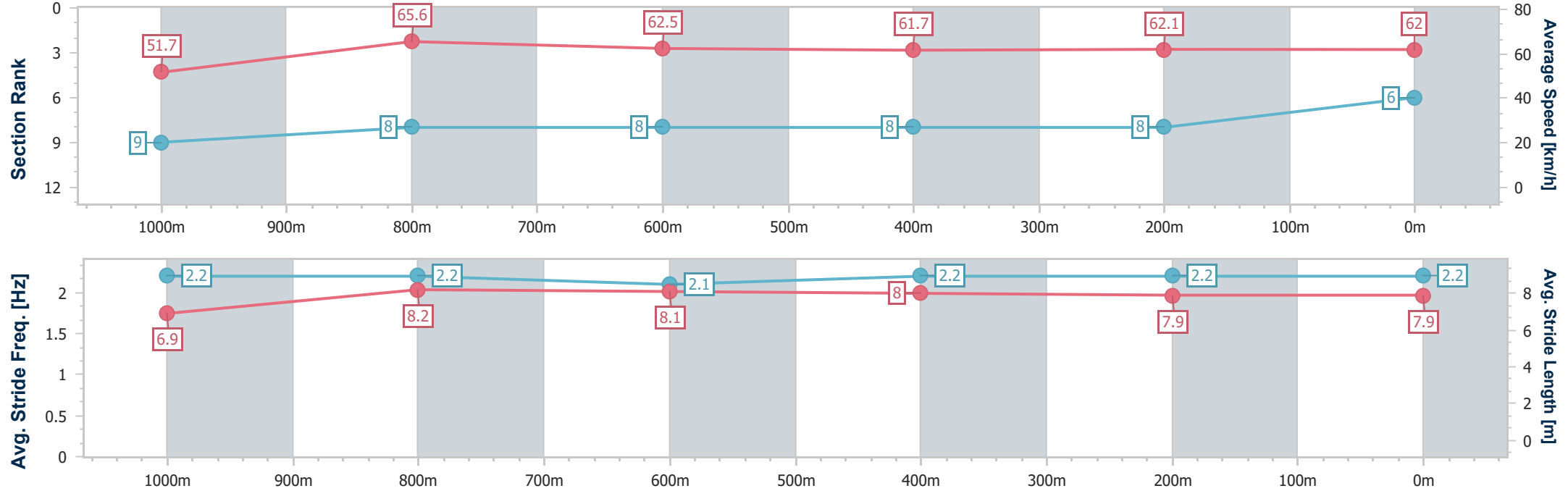
Race 6: WARREGO WATER BENCHMARK 55 Handicap - 1200m



02 October 2025 - 15:25

Track Rating: Good 4, Weather: Fine, Rail Position: +2m 600m-300m; True Remainder

Section	Overall	1000m	800m	600m	400m	200m								
Section Times	1:11.42 [6] (0:13.95)	0:57.47 [9] (0:10.96)	0:46.51 [8] (0:11.58)	0:34.93 [8] (0:11.69)	0:23.24 [8] (0:11.63)	0:11.61 [8] (0:11.61)								
Average Speed [km/h]	51.7	65.6	62.5	61.7	62.1	62.0								
Top Speed [km/h]	66.1	66.5	63.8	64.1	63.6	64.3								
Avg. Dist. to Rail [m]	4.5	2.7	0.9	0.8	2.6	4.4								
Avg. Stride Freq. [Hz]	2.2	2.2	2.1	2.2	2.2	2.2								
Avg. Stride Length [m]	6.9	8.2	8.1	8.0	7.9	7.9								





Horse/Jockey Name	Ma's Epic
Final Rank	7
Fastest Section Time (Section)	0:10.99 (1000m)
Top Speed [km/h] (Section)	67.5 (1000m)
Race State	Finished



DalbyProfessional

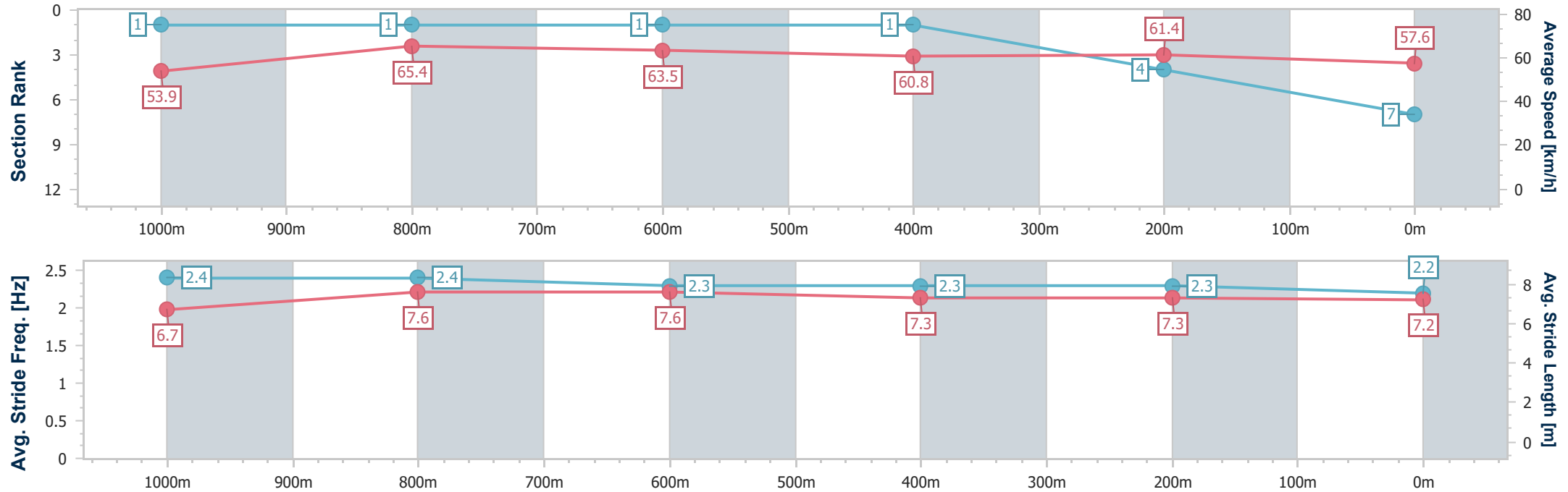
Race 6: WARREGO WATER BENCHMARK 55 Handicap - 1200m



02 October 2025 - 15:25

Track Rating: Good 4, Weather: Fine, Rail Position: +2m 600m-300m; True Remainder

Section	Overall	1000m	800m	600m	400m	200m							
Section Times	1:11.80 [7] (0:13.34)	0:58.46 [1] (0:10.99)	0:47.47 [1] (0:11.37)	0:36.10 [1] (0:11.83)	0:24.27 [1] (0:11.82)	0:12.45 [4] (0:12.45)							
Average Speed [km/h]	53.9	65.4	63.5	60.8	61.4	57.6							
Top Speed [km/h]	66.7	67.5	64.1	62.3	62.5	59.8							
Avg. Dist. to Rail [m]	5.2	3.7	0.7	0.8	2.9	3.3							
Avg. Stride Freq. [Hz]	2.4	2.4	2.3	2.3	2.3	2.2							
Avg. Stride Length [m]	6.7	7.6	7.6	7.3	7.3	7.2							





Horse/Jockey Name	Oystercatcher
Final Rank	8
Fastest Section Time (Section)	0:11.09 (1000m)
Top Speed [km/h] (Section)	66.4 (1000m)
Race State	Finished



DalbyProfessional

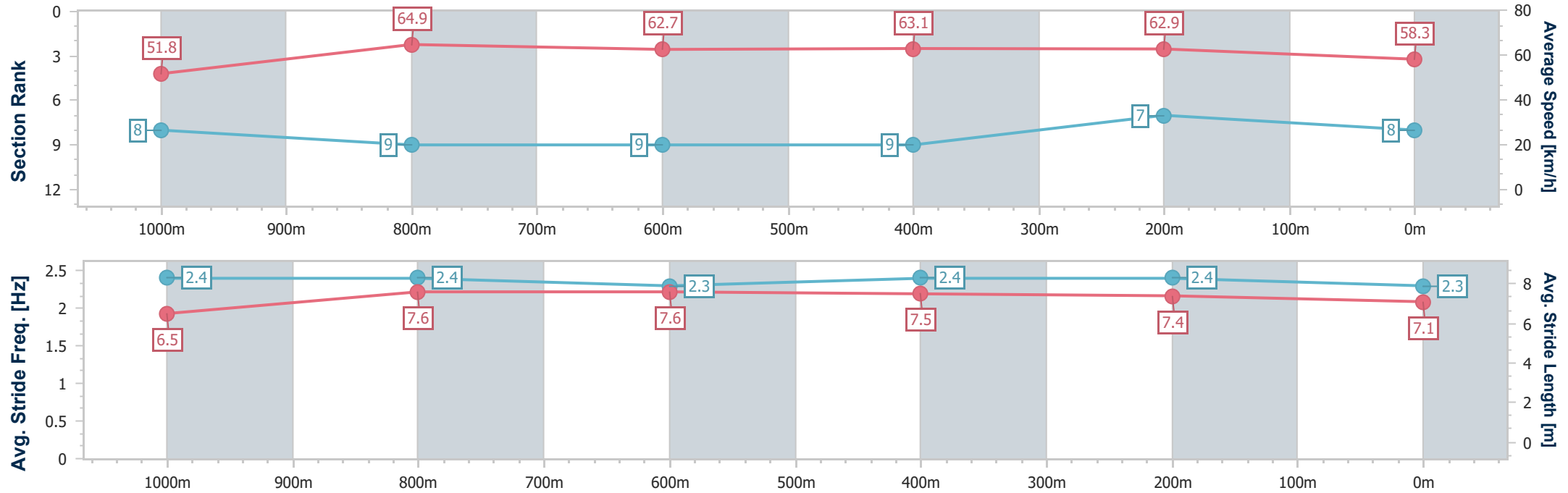
Race 6: WARREGO WATER BENCHMARK 55 Handicap - 1200m



02 October 2025 - 15:25

Track Rating: Good 4, Weather: Fine, Rail Position: +2m 600m-300m; True Remainder

Section	Overall	1000m	800m	600m	400m	200m							
Section Times	1:12.06 [8] (0:13.87)	0:58.19 [8] (0:11.09)	0:47.10 [9] (0:11.61)	0:35.49 [9] (0:11.61)	0:23.88 [9] (0:11.56)	0:12.32 [7] (0:12.32)							
Average Speed [km/h]	51.8	64.9	62.7	63.1	62.9	58.3							
Top Speed [km/h]	63.6	66.4	64.9	64.5	64.1	61.4							
Avg. Dist. to Rail [m]	6.8	4.0	2.2	2.5	5.4	6.8							
Avg. Stride Freq. [Hz]	2.4	2.4	2.3	2.4	2.4	2.3							
Avg. Stride Length [m]	6.5	7.6	7.6	7.5	7.4	7.1							





Horse/Jockey Name	Another Fortune
Final Rank	9
Fastest Section Time (Section)	0:11.07 (1000m)
Top Speed [km/h] (Section)	66.6 (1000m)
Race State	Finished



DalbyProfessional

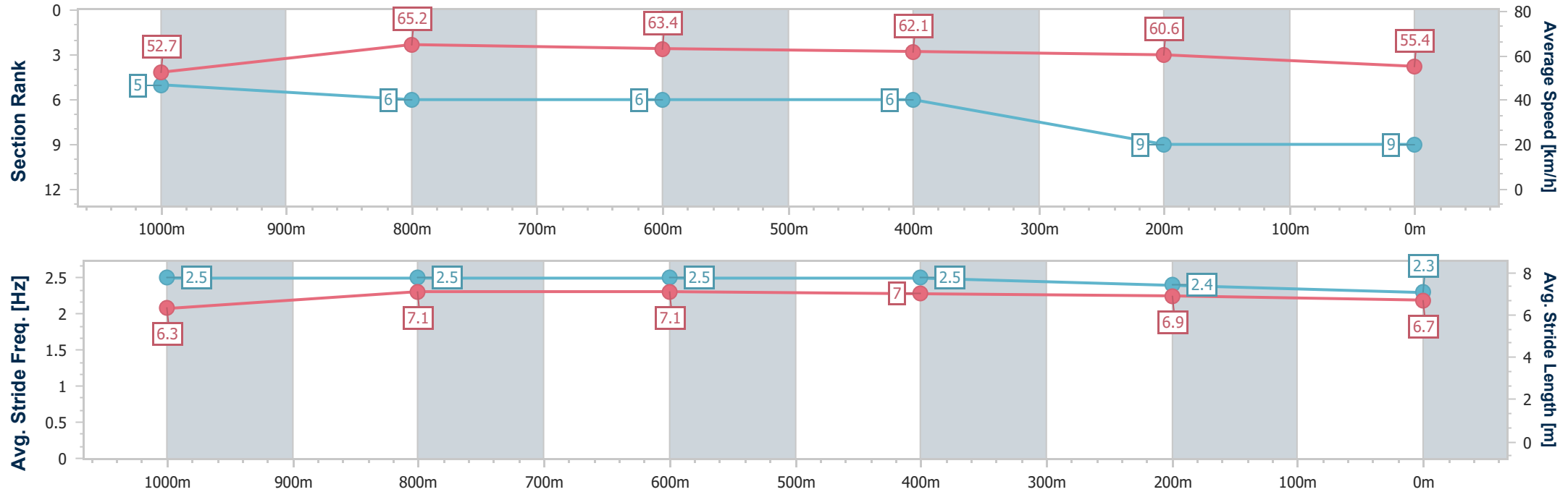
Race 6: WARREGO WATER BENCHMARK 55 Handicap - 1200m



02 October 2025 - 15:25

Track Rating: Good 4, Weather: Fine, Rail Position: +2m 600m-300m; True Remainder

Section	Overall	1000m	800m	600m	400m	200m							
Section Times	1:13.04 [9] (0:13.65)	0:59.39 [5] (0:11.07)	0:48.32 [6] (0:11.47)	0:36.85 [6] (0:11.86)	0:24.99 [6] (0:11.99)	0:13.00 [9] (0:13.00)							
Average Speed [km/h]	52.7	65.2	63.4	62.1	60.6	55.4							
Top Speed [km/h]	66.6	66.6	64.3	63.4	61.6	59.5							
Avg. Dist. to Rail [m]	4.8	4.0	2.5	3.0	5.7	6.5							
Avg. Stride Freq. [Hz]	2.5	2.5	2.5	2.5	2.4	2.3							
Avg. Stride Length [m]	6.3	7.1	7.1	7.0	6.9	6.7							





# DalbyProfessional

## Race 7: DALBY CABS RATINGS BAND 0 - 58 Handicap - 1400m

02 October 2025 - 16:06



Track Rating: Good 4, Weather: Fine, Rail Position: +2m 600m-300m; True Remainder

Section		Overall				1200m	1000m	800m	600m	400m	Last 600m	
Field Times		1:22.70				1:09.28	0:58.50	0:47.33	0:35.96	0:24.30	0:35.96	
		(0:13.42)				(0:10.78)	(0:11.17)	(0:11.37)	(0:11.66)	(0:11.99)		
Rank	TAB	Horse/Jockey	Barrier	Top Speed [km/h]	Fastest Section							Distance Travelled [m]
1	1	EARL OF DEVON	2	67.2	0:10.89	1:22.70 [1]	1:09.01 [5]	0:58.12 [3]	0:46.88 [3]	0:35.36 [3]	0:23.85 [2]	0:35.36
		Jaden Lloyd		1200m	1200m	(0:13.69)	(0:10.89)	(0:11.24)	(0:11.52)	(0:11.51)	(0:11.76)	
2	2	MISHANI REACTOR	3	67.8	0:10.78	1:22.82 [2]	1:09.40 [1]	0:58.62 [1]	0:47.45 [1]	0:36.08 [1]	0:24.42 [1]	0:36.08 +0
		Paige Fergusson-Smith		1200m	1200m	(0:13.42)	(0:10.78)	(0:11.17)	(0:11.37)	(0:11.66)	(0:11.99)	
3	6	LUDIK	7	67.6	0:10.77	1:22.93 [3]	1:08.53 [9]	0:57.76 [9]	0:46.72 [8]	0:35.41 [6]	0:23.74 [6]	0:35.41 +6
		Adin Thompson		1200m	1200m	(0:14.40)	(0:10.77)	(0:11.04)	(0:11.31)	(0:11.67)	(0:11.72)	
4	4	CHANGE THE DEEL	6	68.1	0:10.83	1:23.44 [4]	1:09.16 [8]	0:58.33 [8]	0:47.10 [9]	0:35.47 [9]	0:23.95 [8]	0:35.47 +4
		Brandon Lerena		1200m	1200m	(0:14.28)	(0:10.83)	(0:11.23)	(0:11.63)	(0:11.52)	(0:11.81)	
5	3	TRUSTY BANDIT	1	66.6	0:10.93	1:23.76 [5]	1:09.78 [7]	0:58.85 [7]	0:47.60 [6]	0:36.12 [7]	0:24.66 [4]	0:36.12 -1
		Les Tilley		1200m	1200m	(0:13.98)	(0:10.93)	(0:11.25)	(0:11.48)	(0:11.46)	(0:11.96)	
6	11	PEACH GALANTES	10	67.3	0:10.88	1:23.79 [6]	1:10.28 [2]	0:59.40 [2]	0:48.19 [2]	0:36.61 [2]	0:24.80 [3]	0:36.61 +2
		Ashvin Goidasamy		1200m	1200m	(0:13.51)	(0:10.88)	(0:11.21)	(0:11.58)	(0:11.81)	(0:12.21)	
7	7	HUSSON'S REVENGE	9	67.9	0:11.18	1:24.33 [7]	1:10.69 [4]	0:59.51 [5]	0:48.16 [7]	0:36.51 [8]	0:24.63 [9]	0:36.51 +5
		Corey Bayliss		Overall	1200m	(0:13.64)	(0:11.18)	(0:11.35)	(0:11.65)	(0:11.88)	(0:12.06)	
8	9	SURCOTE	5	66.4	0:11.01	1:24.63 [8]	1:10.78 [6]	0:59.77 [6]	0:48.58 [5]	0:37.19 [5]	0:25.43 [7]	0:37.19 +9
		Amelia Heinrich		1200m	1200m	(0:13.85)	(0:11.01)	(0:11.19)	(0:11.39)	(0:11.76)	(0:12.21)	
9	5	SAXINOUE	8	66.4	0:11.12	1:24.80 [9]	1:11.21 [3]	1:00.09 [4]	0:48.91 [4]	0:37.46 [4]	0:25.64 [5]	0:37.46 +4
		Jake Bayliss		Overall	1200m	(0:13.59)	(0:11.12)	(0:11.18)	(0:11.45)	(0:11.82)	(0:12.38)	

Scratched: Xuanfeng (#10), December Sky (#12), Cavalheiro (#13), Manic Light (#8)



# DalbyProfessional

## Race 7: DALBY CABS RATINGS BAND 0 - 58 Handicap - 1400m

02 October 2025 - 16:06



Track Rating: Good 4, Weather: Fine, Rail Position: +2m 600m-300m; True Remainder

Section Field Times				200m 0:12.31 (0:12.31)		Last 600m 0:35.96			
Rank	TAB	Horse/Jockey	Barrier	Top Speed [km/h]	Fastest Section	Margin			Distance Travelled [m]
1	1	EARL OF DEVON	2	67.2	0:10.89	0:12.09 [2]	1:22.70		0:35.36
		Jaden Lloyd		1200m	1200m	(0:12.09)			
2	2	MISHANI REACTOR	3	67.8	0:10.78	0:12.43 [1]	0.66L		0:36.08
		Paige Fergusson-Smith		1200m	1200m	(0:12.43)			+0
3	6	LUDIK	7	67.6	0:10.77	0:12.02 [3]	1.3L		0:35.41
		Adin Thompson		1200m	1200m	(0:12.02)			+6
4	4	CHANGE THE DEEL	6	68.1	0:10.83	0:12.14 [6]	4.33L		0:35.47
		Brandon Lerena		1200m	1200m	(0:12.14)			+4
5	3	TRUSTY BANDIT	1	66.6	0:10.93	0:12.70 [4]	6.24L		0:36.12
		Les Tilley		1200m	1200m	(0:12.70)			-1
6	11	PEACH GALANTES	10	67.3	0:10.88	0:12.59 [5]	6.36L		0:36.61
		Ashvin Goidasamy		1200m	1200m	(0:12.59)			+2
7	7	HUSSON'S REVENGE	9	67.9	0:11.18	0:12.57 [9]	9.54L		0:36.51
		Corey Bayliss		Overall	1200m	(0:12.57)			+5
8	9	SURCOTE	5	66.4	0:11.01	0:13.22 [7]	11.32L		0:37.19
		Amelia Heinrich		1200m	1200m	(0:13.22)			+9
9	5	SAXINOUE	8	66.4	0:11.12	0:13.26 [8]	12.35L		0:37.46
		Jake Bayliss		Overall	1200m	(0:13.26)			+4

Scratched: Xuanfeng (#10), December Sky (#12), Cavalheiro (#13), Manic Light (#8)



Horse/Jockey Name	Earl Of Devon
Final Rank	1
Fastest Section Time (Section)	0:10.89 (1200m)
Top Speed [km/h] (Section)	67.2 (1200m)
Race State	Finished



DalbyProfessional

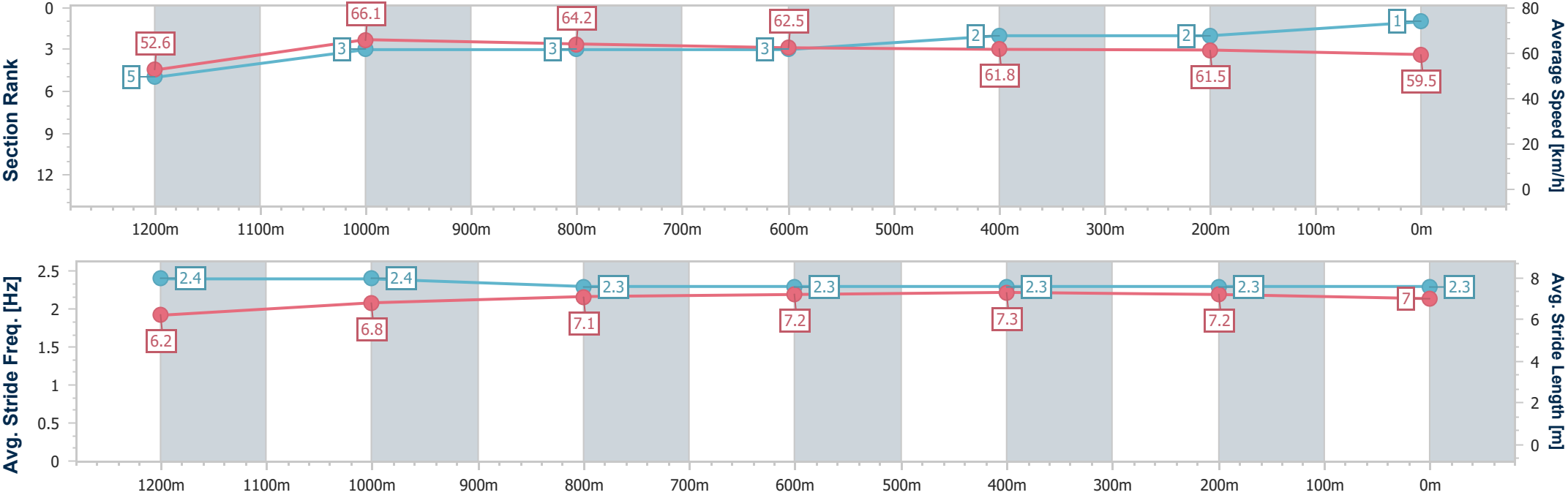
Race 7: DALBY CABS RATINGS BAND 0 - 58 Handicap - 1400m



02 October 2025 - 16:06

Track Rating: Good 4, Weather: Fine, Rail Position: +2m 600m-300m; True Remainder

Section	Overall	1200m	1000m	800m	600m	400m	200m						
Section Times	1:22.70 [1] (0:13.69)	1:09.01 [5] (0:10.89)	0:58.12 [3] (0:11.24)	0:46.88 [3] (0:11.52)	0:35.36 [3] (0:11.51)	0:23.85 [2] (0:11.76)	0:12.09 [2] (0:12.09)						
Average Speed [km/h]	52.6	66.1	64.2	62.5	61.8	61.5	59.5						
Top Speed [km/h]	66.3	67.2	64.7	63.2	63.7	62.0	61.8						
Avg. Dist. to Rail [m]	2.1	1.0	1.2	0.8	1.5	2.2	3.6						
Avg. Stride Freq. [Hz]	2.4	2.4	2.3	2.3	2.3	2.3	2.3						
Avg. Stride Length [m]	6.2	6.8	7.1	7.2	7.3	7.2	7.0						







Horse/Jockey Name	Mishani Reactor
Final Rank	2
Fastest Section Time (Section)	0:10.78 (1200m)
Top Speed [km/h] (Section)	67.8 (1200m)
Race State	Finished



DalbyProfessional

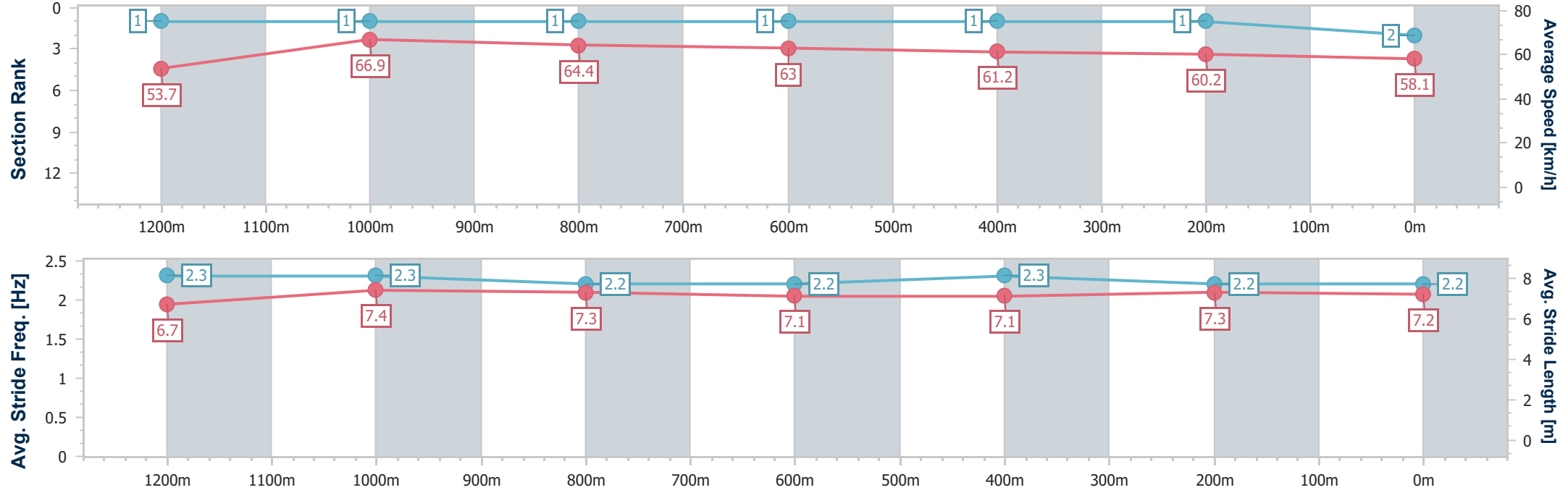
Race 7: DALBY CABS RATINGS BAND 0 - 58 Handicap - 1400m



02 October 2025 - 16:06

Track Rating: Good 4, Weather: Fine, Rail Position: +2m 600m-300m; True Remainder

Section	Overall	1200m	1000m	800m	600m	400m	200m						
Section Times	1:22.82 [2] (0:13.42)	1:09.40 [1] (0:10.78)	0:58.62 [1] (0:11.17)	0:47.45 [1] (0:11.37)	0:36.08 [1] (0:11.66)	0:24.42 [1] (0:11.99)	0:12.43 [1] (0:12.43)						
Average Speed [km/h]	53.7	66.9	64.4	63.0	61.2	60.2	58.1						
Top Speed [km/h]	66.9	67.8	65.9	64.0	62.8	60.8	59.6						
Avg. Dist. to Rail [m]	3.4	1.5	1.3	0.7	1.1	1.1	1.9						
Avg. Stride Freq. [Hz]	2.3	2.3	2.2	2.2	2.3	2.2	2.2						
Avg. Stride Length [m]	6.7	7.4	7.3	7.1	7.1	7.3	7.2						





Horse/Jockey Name	Ludik
Final Rank	3
Fastest Section Time (Section)	0:10.77 (1200m)
Top Speed [km/h] (Section)	67.6 (1200m)
Race State	Finished



DalbyProfessional

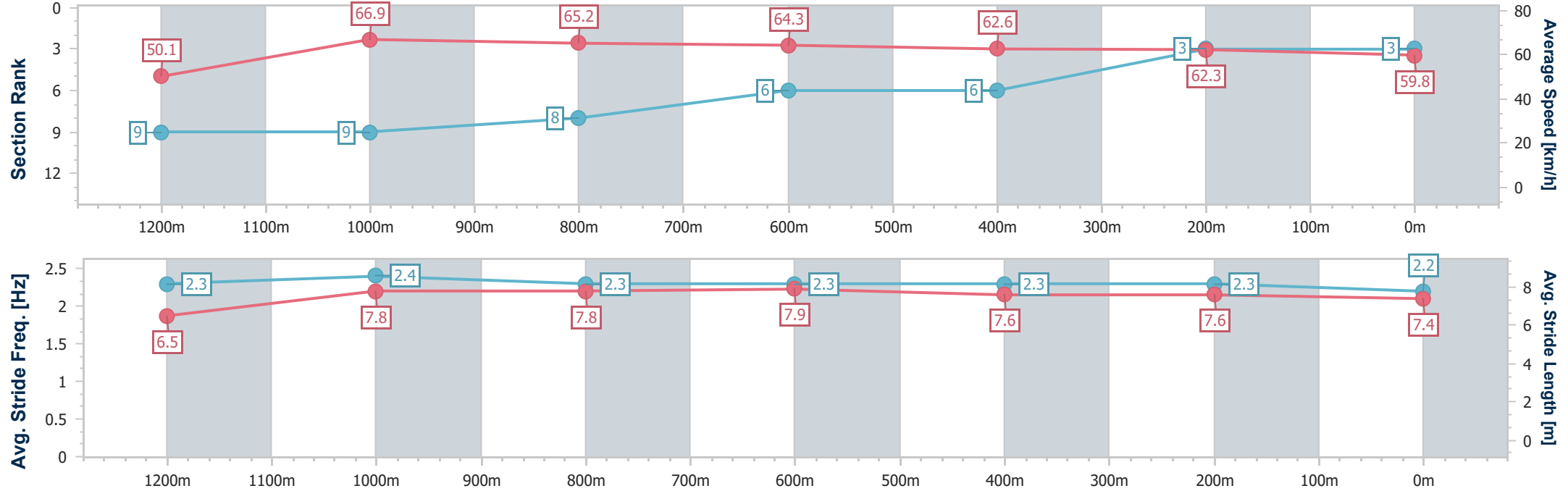
Race 7: DALBY CABS RATINGS BAND 0 - 58 Handicap - 1400m



02 October 2025 - 16:06

Track Rating: Good 4, Weather: Fine, Rail Position: +2m 600m-300m; True Remainder

Section	Overall	1200m	1000m	800m	600m	400m	200m						
Section Times	1:22.93 [3] (0:14.40)	1:08.53 [9] (0:10.77)	0:57.76 [9] (0:11.04)	0:46.72 [8] (0:11.31)	0:35.41 [6] (0:11.67)	0:23.74 [6] (0:11.72)	0:12.02 [3] (0:12.02)						
Average Speed [km/h]	50.1	66.9	65.2	64.3	62.6	62.3	59.8						
Top Speed [km/h]	66.1	67.6	66.7	65.1	63.9	63.9	61.8						
Avg. Dist. to Rail [m]	4.2	2.0	2.3	2.2	2.7	4.1	2.4						
Avg. Stride Freq. [Hz]	2.3	2.4	2.3	2.3	2.3	2.3	2.2						
Avg. Stride Length [m]	6.5	7.8	7.8	7.9	7.6	7.6	7.4						





Horse/Jockey Name	Change The Deel
Final Rank	4
Fastest Section Time (Section)	0:10.83 (1200m)
Top Speed [km/h] (Section)	68.1 (1200m)
Race State	Finished



DalbyProfessional

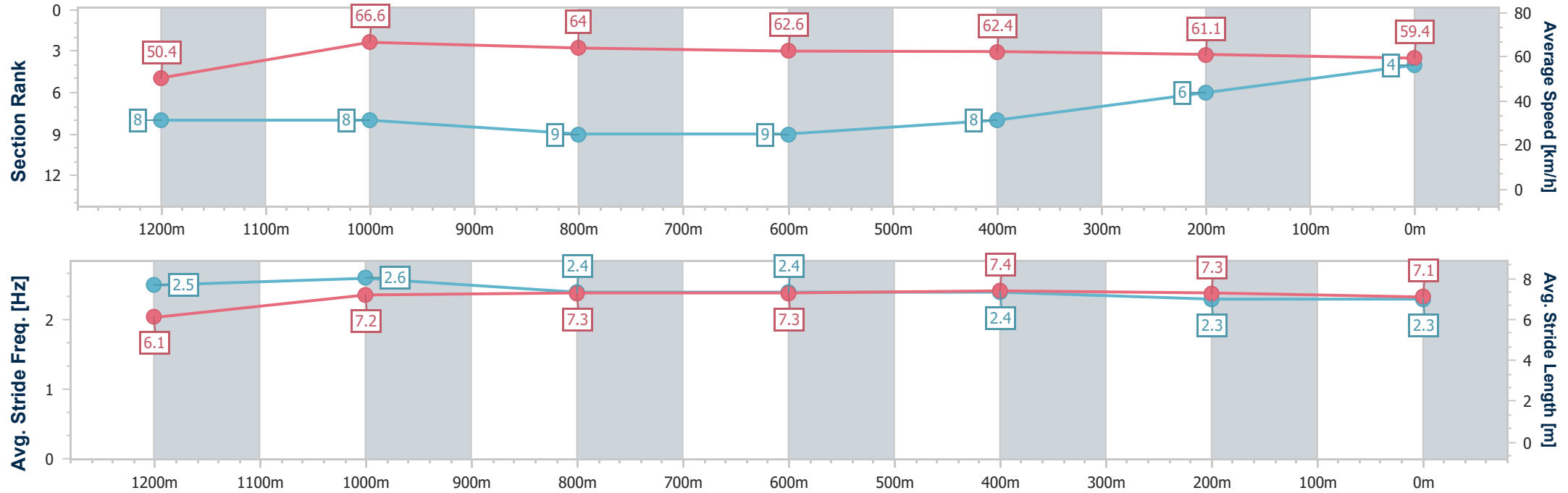
Race 7: DALBY CABS RATINGS BAND 0 - 58 Handicap - 1400m



02 October 2025 - 16:06

Track Rating: Good 4, Weather: Fine, Rail Position: +2m 600m-300m; True Remainder

Section	Overall	1200m	1000m	800m	600m	400m	200m						
Section Times	1:23.44 [4] (0:14.28)	1:09.16 [8] (0:10.83)	0:58.33 [8] (0:11.23)	0:47.10 [9] (0:11.63)	0:35.47 [9] (0:11.52)	0:23.95 [8] (0:11.81)	0:12.14 [6] (0:12.14)						
Average Speed [km/h]	50.4	66.6	64.0	62.6	62.4	61.1	59.4						
Top Speed [km/h]	65.5	68.1	66.2	63.2	63.4	61.7	61.0						
Avg. Dist. to Rail [m]	5.4	2.3	3.1	2.0	0.2	2.6	4.4						
Avg. Stride Freq. [Hz]	2.5	2.6	2.4	2.4	2.4	2.3	2.3						
Avg. Stride Length [m]	6.1	7.2	7.3	7.3	7.4	7.3	7.1						





Horse/Jockey Name	Trusty Bandit
Final Rank	5
Fastest Section Time (Section)	0:10.93 (1200m)
Top Speed [km/h] (Section)	66.6 (1200m)
Race State	Finished



DalbyProfessional

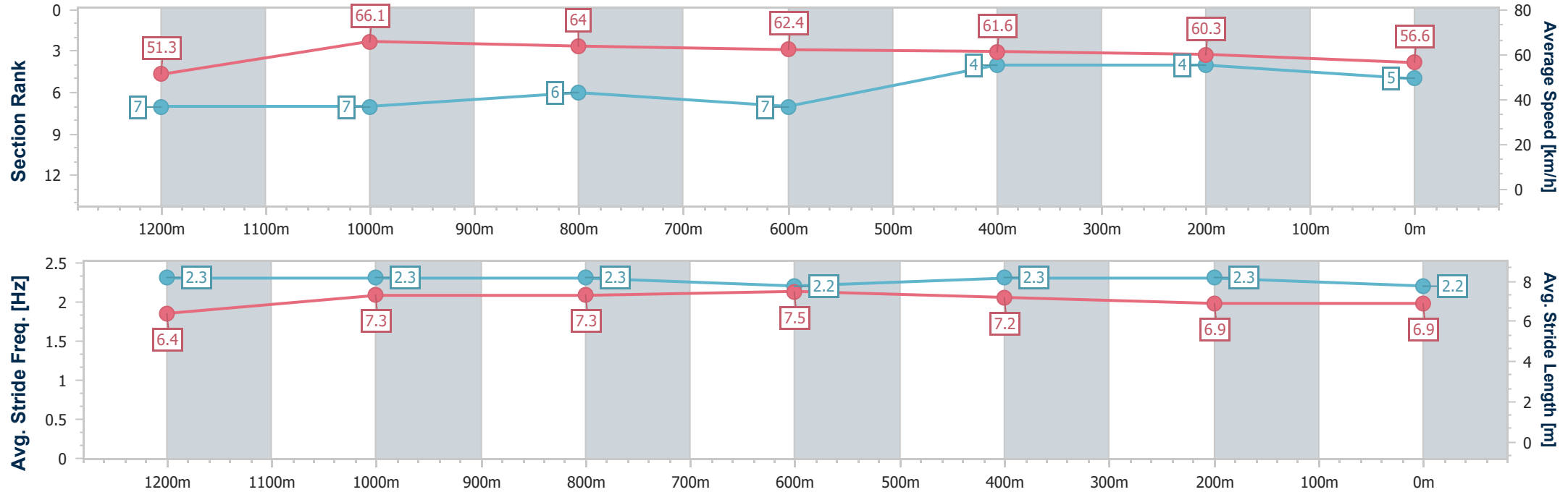
Race 7: DALBY CABS RATINGS BAND 0 - 58 Handicap - 1400m



02 October 2025 - 16:06

Track Rating: Good 4, Weather: Fine, Rail Position: +2m 600m-300m; True Remainder

Section	Overall	1200m	1000m	800m	600m	400m	200m						
Section Times	1:23.76 [5] (0:13.98)	1:09.78 [7] (0:10.93)	0:58.85 [7] (0:11.25)	0:47.60 [6] (0:11.48)	0:36.12 [7] (0:11.46)	0:24.66 [4] (0:11.96)	0:12.70 [4] (0:12.70)						
Average Speed [km/h]	51.3	66.1	64.0	62.4	61.6	60.3	56.6						
Top Speed [km/h]	65.1	66.6	65.4	63.3	62.8	61.5	59.1						
Avg. Dist. to Rail [m]	0.9	0.4	0.7	1.1	2.5	0.6	0.5						
Avg. Stride Freq. [Hz]	2.3	2.3	2.3	2.2	2.3	2.3	2.2						
Avg. Stride Length [m]	6.4	7.3	7.3	7.5	7.2	6.9	6.9						





Horse/Jockey Name	Peach Galantes
Final Rank	6
Fastest Section Time (Section)	0:10.88 (1200m)
Top Speed [km/h] (Section)	67.3 (1200m)
Race State	Finished



DalbyProfessional

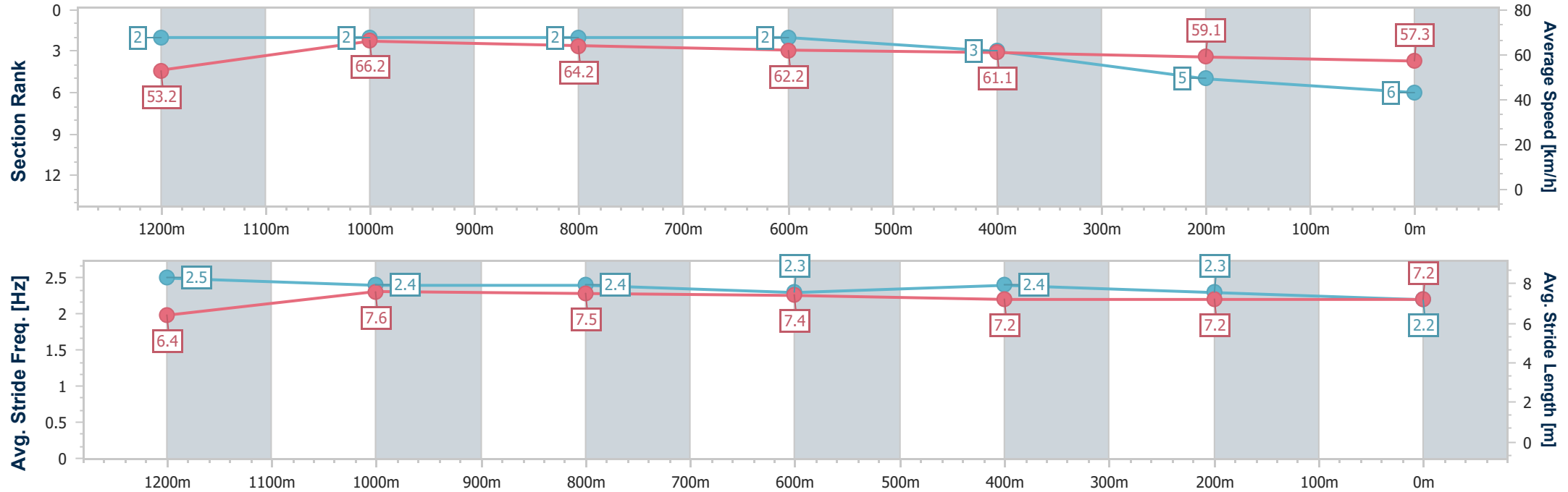
Race 7: DALBY CABS RATINGS BAND 0 - 58 Handicap - 1400m



02 October 2025 - 16:06

Track Rating: Good 4, Weather: Fine, Rail Position: +2m 600m-300m; True Remainder

Section	Overall	1200m	1000m	800m	600m	400m	200m						
Section Times	1:23.79 [6] (0:13.51)	1:10.28 [2] (0:10.88)	0:59.40 [2] (0:11.21)	0:48.19 [2] (0:11.58)	0:36.61 [2] (0:11.81)	0:24.80 [3] (0:12.21)	0:12.59 [5] (0:12.59)						
Average Speed [km/h]	53.2	66.2	64.2	62.2	61.1	59.1	57.3						
Top Speed [km/h]	67.3	67.3	66.1	63.7	62.6	60.2	58.6						
Avg. Dist. to Rail [m]	8.4	1.7	1.1	0.5	0.7	2.6	3.3						
Avg. Stride Freq. [Hz]	2.5	2.4	2.4	2.3	2.4	2.3	2.2						
Avg. Stride Length [m]	6.4	7.6	7.5	7.4	7.2	7.2	7.2						





Horse/Jockey Name	Husson's Revenge
Final Rank	7
Fastest Section Time (Section)	0:11.18 (1200m)
Top Speed [km/h] (Section)	67.9 (Overall)
Race State	Finished



DalbyProfessional

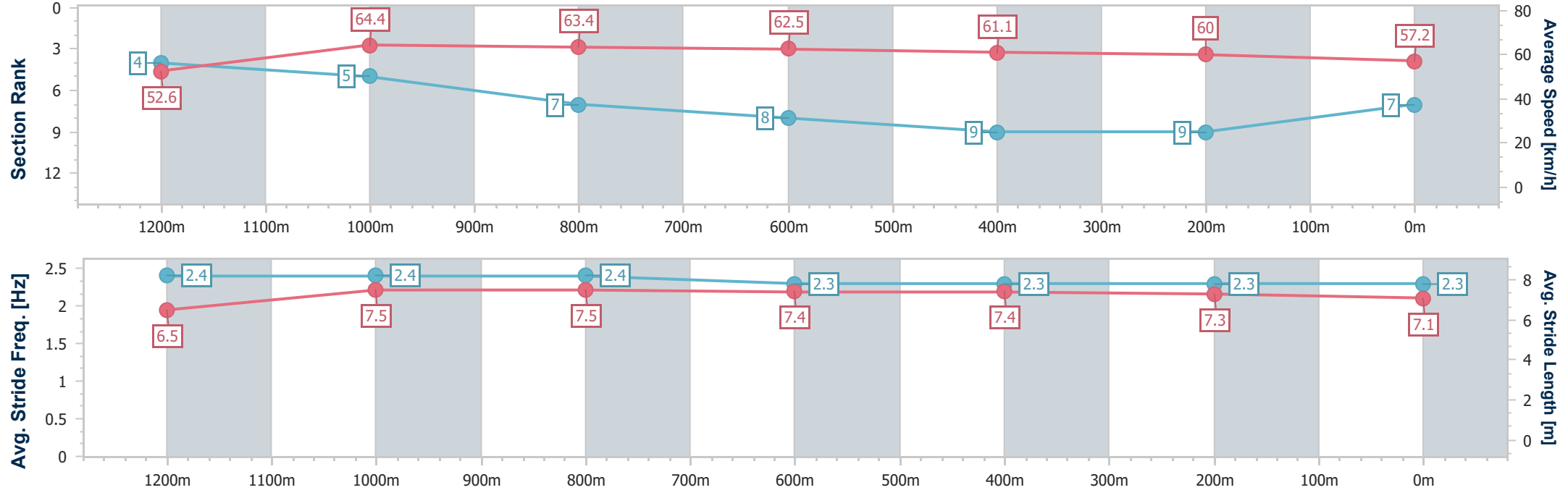
Race 7: DALBY CABS RATINGS BAND 0 - 58 Handicap - 1400m



02 October 2025 - 16:06

Track Rating: Good 4, Weather: Fine, Rail Position: +2m 600m-300m; True Remainder

Section	Overall	1200m	1000m	800m	600m	400m	200m						
Section Times	1:24.33 [7] (0:13.64)	1:10.69 [4] (0:11.18)	0:59.51 [5] (0:11.35)	0:48.16 [7] (0:11.65)	0:36.51 [8] (0:11.88)	0:24.63 [9] (0:12.06)	0:12.57 [9] (0:12.57)						
Average Speed [km/h]	52.6	64.4	63.4	62.5	61.1	60.0	57.2						
Top Speed [km/h]	67.9	65.7	64.1	63.3	62.6	60.6	60.0						
Avg. Dist. to Rail [m]	7.4	3.7	4.1	2.4	1.1	3.1	3.1						
Avg. Stride Freq. [Hz]	2.4	2.4	2.4	2.3	2.3	2.3	2.3						
Avg. Stride Length [m]	6.5	7.5	7.5	7.4	7.4	7.3	7.1						





Horse/Jockey Name	Surcote
Final Rank	8
Fastest Section Time (Section)	0:11.01 (1200m)
Top Speed [km/h] (Section)	66.4 (1200m)
Race State	Finished



DalbyProfessional

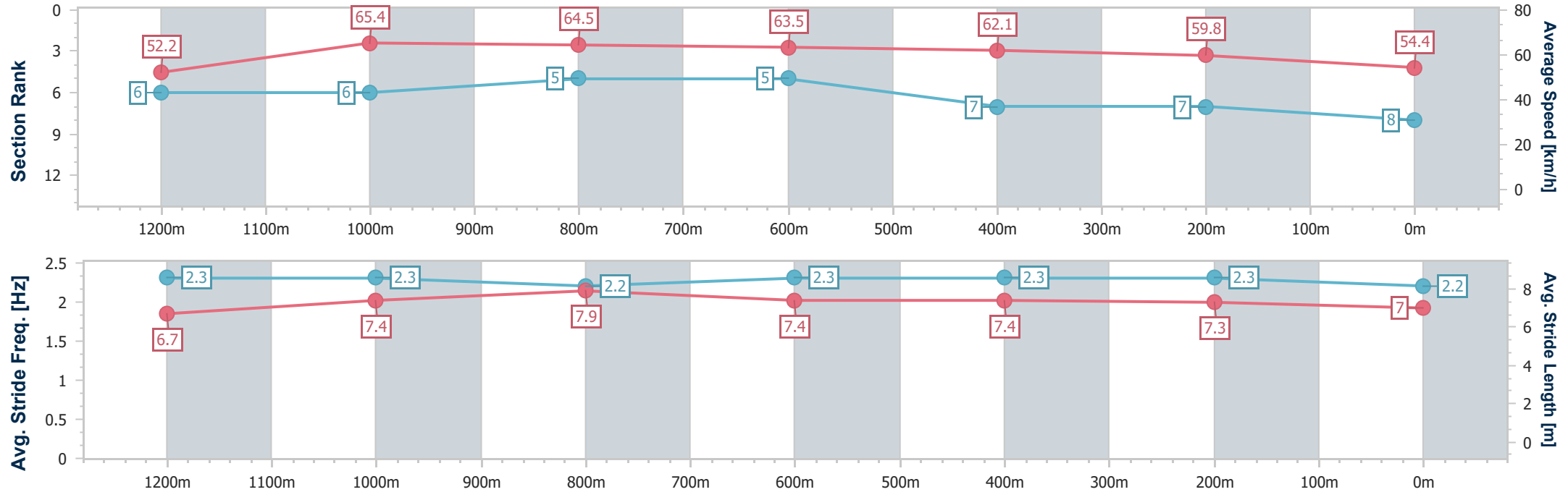
Race 7: DALBY CABS RATINGS BAND 0 - 58 Handicap - 1400m



02 October 2025 - 16:06

Track Rating: Good 4, Weather: Fine, Rail Position: +2m 600m-300m; True Remainder

Section	Overall	1200m	1000m	800m	600m	400m	200m						
Section Times	1:24.63 [8] (0:13.85)	1:10.78 [6] (0:11.01)	0:59.77 [6] (0:11.19)	0:48.58 [5] (0:11.39)	0:37.19 [5] (0:11.76)	0:25.43 [7] (0:12.21)	0:13.22 [7] (0:13.22)						
Average Speed [km/h]	52.2	65.4	64.5	63.5	62.1	59.8	54.4						
Top Speed [km/h]	63.4	66.4	65.5	64.1	63.9	60.7	58.2						
Avg. Dist. to Rail [m]	4.7	2.0	2.7	1.6	2.2	6.2	6.5						
Avg. Stride Freq. [Hz]	2.3	2.3	2.2	2.3	2.3	2.3	2.2						
Avg. Stride Length [m]	6.7	7.4	7.9	7.4	7.4	7.3	7.0						





Horse/Jockey Name	Saxinoue
Final Rank	9
Fastest Section Time (Section)	0:11.12 (1200m)
Top Speed [km/h] (Section)	66.4 (Overall)
Race State	Finished



DalbyProfessional

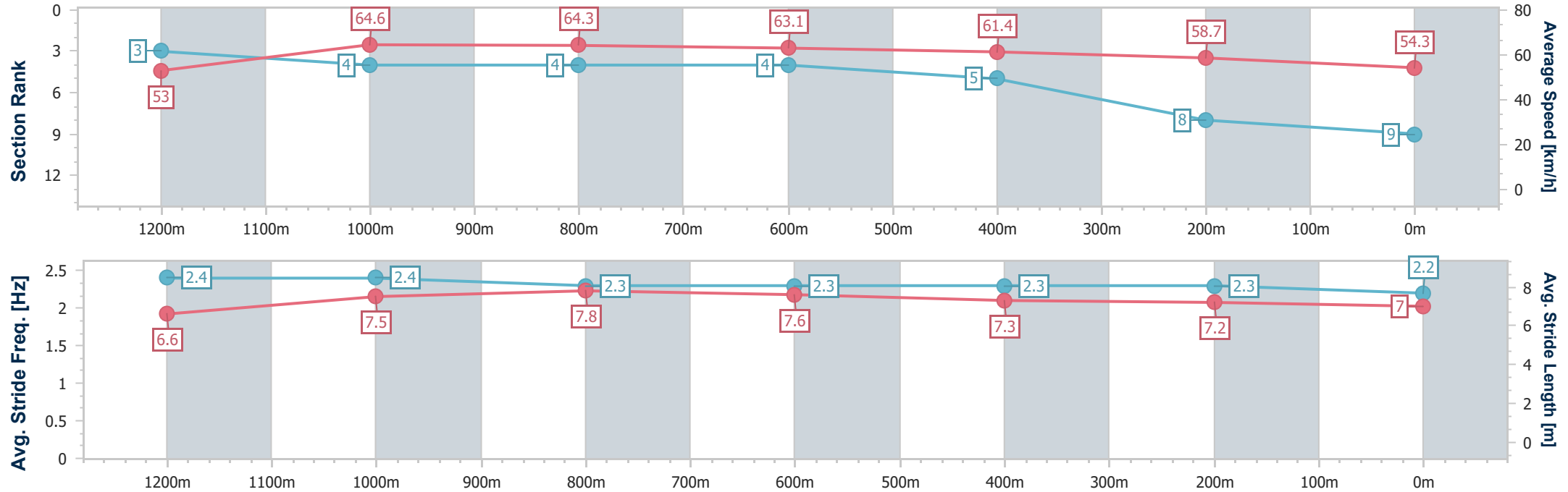
Race 7: DALBY CABS RATINGS BAND 0 - 58 Handicap - 1400m



02 October 2025 - 16:06

Track Rating: Good 4, Weather: Fine, Rail Position: +2m 600m-300m; True Remainder

Section	Overall	1200m	1000m	800m	600m	400m	200m						
Section Times	1:24.80 [9] (0:13.59)	1:11.21 [3] (0:11.12)	1:00.09 [4] (0:11.18)	0:48.91 [4] (0:11.45)	0:37.46 [4] (0:11.82)	0:25.64 [5] (0:12.38)	0:13.26 [8] (0:13.26)						
Average Speed [km/h]	53.0	64.6	64.3	63.1	61.4	58.7	54.3						
Top Speed [km/h]	66.4	66.3	65.6	64.3	62.9	60.4	56.4						
Avg. Dist. to Rail [m]	5.8	2.0	1.9	0.7	1.5	4.1	4.2						
Avg. Stride Freq. [Hz]	2.4	2.4	2.3	2.3	2.3	2.3	2.2						
Avg. Stride Length [m]	6.6	7.5	7.8	7.6	7.3	7.2	7.0						







# DalbyProfessional

## Race 8: STAG MACHINERY RATINGS BAND 0 - 58 Handicap - 1400m

02 October 2025 - 16:41



Track Rating: Good 4, Weather: Fine, Rail Position: +2m 600m-300m; True Remainder

Section					Overall	1200m	1000m	800m	600m	400m	Last 600m		
Field Times					1:22.42 (0:13.33)	1:09.09 (0:10.66)	0:58.43 (0:11.08)	0:47.35 (0:11.63)	0:35.72 (0:11.50)	0:24.22 (0:11.60)	0:35.72		
Rank	TAB	Horse/Jockey	Barrier	Top Speed [km/h]	Fastest Section							Distance Travelled [m]	
1	7	IONACELTIC	5	67.0	0:11.02	1:22.42 [1]	1:08.70 [5]	0:57.68 [5]	0:46.59 [5]	0:35.20 [5]	0:23.62 [5]	0:35.20	
		Paul Hamblin		1200m	1200m	(0:13.72)	(0:11.02)	(0:11.09)	(0:11.39)	(0:11.58)	(0:11.70)		
2	2	PAN A MILLION	2	68.4	0:10.66	1:22.68 [2]	1:09.35 [1]	0:58.69 [2]	0:47.61 [2]	0:35.98 [2]	0:24.48 [2]	0:35.98	-3
		Les Tilley		1200m	1200m	(0:13.33)	(0:10.66)	(0:11.08)	(0:11.63)	(0:11.50)	(0:11.60)		
3	6	TOKYO BANDIT	9	65.8	0:11.12	1:23.17 [3]	1:09.05 [9]	0:57.91 [9]	0:46.79 [9]	0:35.35 [9]	0:23.75 [7]	0:35.35	+3
		Brandon Lerena		1000m	1000m	(0:14.12)	(0:11.14)	(0:11.12)	(0:11.44)	(0:11.60)	(0:11.64)		
4	13	WHISTLIN' RULER	1	67.2	0:10.86	1:23.18 [4]	1:09.52 [4]	0:58.66 [4]	0:47.56 [4]	0:36.20 [3]	0:24.58 [3]	0:36.20	-5
		Stacey Callow		1200m	1200m	(0:13.66)	(0:10.86)	(0:11.10)	(0:11.36)	(0:11.62)	(0:11.99)		
5	3	PROPONENT	3	66.9	0:10.97	1:23.60 [5]	1:09.53 [8]	0:58.56 [8]	0:47.42 [8]	0:36.12 [6]	0:24.29 [6]	0:36.12	-3
		Scott Sheargold		Overall	1200m	(0:14.07)	(0:10.97)	(0:11.14)	(0:11.30)	(0:11.83)	(0:11.89)		
6	10	PRETTY LITTLE LASS	4	67.6	0:10.80	1:23.63 [6]	1:09.99 [3]	0:59.19 [3]	0:48.13 [3]	0:36.64 [4]	0:24.88 [4]	0:36.64	+2
		Jaden Lloyd		1200m	1200m	(0:13.64)	(0:10.80)	(0:11.06)	(0:11.49)	(0:11.76)	(0:12.03)		
7	12	DOONA	7	66.6	0:11.02	1:24.31 [7]	1:10.31 [6]	0:59.29 [7]	0:48.17 [7]	0:36.59 [8]	0:24.76 [8]	0:36.59	+2
		Kelsey Lenton		1000m	1200m	(0:14.00)	(0:11.02)	(0:11.12)	(0:11.58)	(0:11.83)	(0:12.11)		
8	9	KOVANOS	8	66.7	0:10.98	1:25.45 [8]	1:11.43 [7]	1:00.45 [6]	0:49.32 [6]	0:37.76 [7]	0:25.81 [9]	0:37.76	-1
		Ashvin Goindasamy		1200m	1200m	(0:14.02)	(0:10.98)	(0:11.13)	(0:11.56)	(0:11.95)	(0:12.22)		
9	11	SAXON SLAYER	10	66.6	0:10.91	1:25.58 [9]	1:10.39 [10]	0:59.48 [10]	0:48.48 [10]	0:37.21 [10]	0:25.51 [10]	0:37.21	-2
		Default 3		1200m	1200m	(0:15.19)	(0:10.91)	(0:11.00)	(0:11.27)	(0:11.70)	(0:12.39)		

Did Not Finish: Decrypt (#4)

Scratched: Keep It Loki (#5), Want To Be Proud (#8), Kingsland (#1)



# DalbyProfessional

## Race 8: STAG MACHINERY RATINGS BAND 0 - 58 Handicap - 1400m

02 October 2025 - 16:41



Track Rating: Good 4, Weather: Fine, Rail Position: +2m 600m-300m; True Remainder

Section		Field Times		200m		Last 600m			
				0:12.62 (0:12.62)		0:35.72			
Rank	TAB	Horse/Jockey	Barrier	Top Speed [km/h]	Fastest Section	Margin			Distance Travelled [m]
1	7	IONACELTIC	5	67.0	0:11.02	0:11.92 [2]	1:22.42	0:35.20	
		Paul Hamblin		1200m	1200m	(0:11.92)			
2	2	PAN A MILLION	2	68.4	0:10.66	0:12.88 [1]	1.55L	0:35.98	-3
		Les Tilley		1200m	1200m	(0:12.88)			
3	6	TOKYO BANDIT	9	65.8	0:11.12	0:12.11 [5]	4.4L	0:35.35	+3
		Brandon Lerena		1000m	1000m	(0:12.11)			
4	13	WHISTLIN' RULER	1	67.2	0:10.86	0:12.59 [3]	4.48L	0:36.20	-5
		Stacey Callow		1200m	1200m	(0:12.59)			
5	3	PROPONENT	3	66.9	0:10.97	0:12.40 [6]	6.93L	0:36.12	-3
		Scott Sheargold		Overall	1200m	(0:12.40)			
6	10	PRETTY LITTLE LASS	4	67.6	0:10.80	0:12.85 [4]	7.14L	0:36.64	+2
		Jaden Lloyd		1200m	1200m	(0:12.85)			
7	12	DOONA	7	66.6	0:11.02	0:12.65 [7]	11.12L	0:36.59	+2
		Kelsey Lenton		1000m	1200m	(0:12.65)			
8	9	KOVANOS	8	66.7	0:10.98	0:13.59 [8]	17.84L	0:37.76	-1
		Ashvin Goindasamy		1200m	1200m	(0:13.59)			
9	11	SAXON SLAYER	10	66.6	0:10.91	0:13.12 [9]	18.59L	0:37.21	-2
		Default 3		1200m	1200m	(0:13.12)			

Did Not Finish: Decrypt (#4)

Scratched: Keep It Loki (#5), Want To Be Proud (#8), Kingsland (#1)



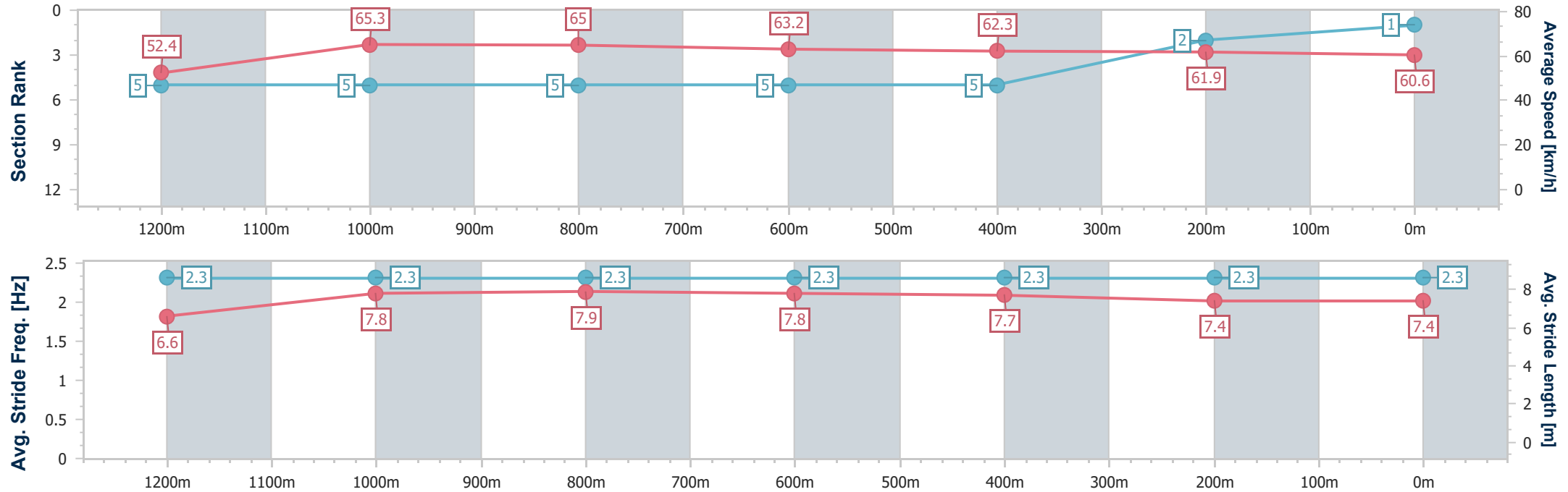
Horse/Jockey Name	Ionaceltic
Final Rank	1
Fastest Section Time (Section)	0:11.02 (1200m)
Top Speed [km/h] (Section)	67.0 (1200m)
Race State	Finished



DalbyProfessional  
Race 8: STAG MACHINERY RATINGS BAND 0 - 58 Handicap - 1400m  
02 October 2025 - 16:41  
Track Rating: Good 4, Weather: Fine, Rail Position: +2m 600m-300m; True Remainder



Section	Overall	1200m	1000m	800m	600m	400m	200m						
Section Times	1:22.42 [1] (0:13.72)	1:08.70 [5] (0:11.02)	0:57.68 [5] (0:11.09)	0:46.59 [5] (0:11.39)	0:35.20 [5] (0:11.58)	0:23.62 [5] (0:11.70)	0:11.92 [2] (0:11.92)						
Average Speed [km/h]	52.4	65.3	65.0	63.2	62.3	61.9	60.6						
Top Speed [km/h]	65.8	67.0	65.7	64.0	63.1	63.6	61.9						
Avg. Dist. to Rail [m]	3.9	1.7	1.2	0.6	0.9	4.6	5.1						
Avg. Stride Freq. [Hz]	2.3	2.3	2.3	2.3	2.3	2.3	2.3						
Avg. Stride Length [m]	6.6	7.8	7.9	7.8	7.7	7.4	7.4						





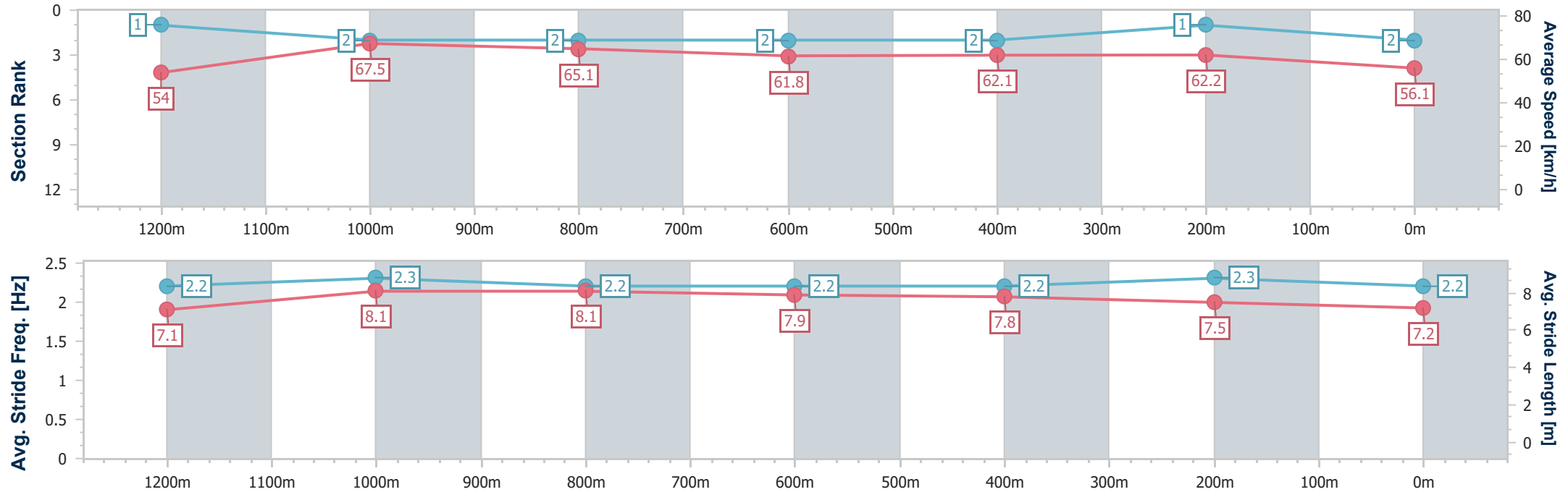
Horse/Jockey Name	Pan A Million
Final Rank	2
Fastest Section Time (Section)	0:10.66 (1200m)
Top Speed [km/h] (Section)	68.4 (1200m)
Race State	Finished



DalbyProfessional  
Race 8: STAG MACHINERY RATINGS BAND 0 - 58 Handicap - 1400m  
02 October 2025 - 16:41  
Track Rating: Good 4, Weather: Fine, Rail Position: +2m 600m-300m; True Remainder



Section	Overall	1200m	1000m	800m	600m	400m	200m							
Section Times	1:22.68 [2] (0:13.33)	1:09.35 [1] (0:10.66)	0:58.69 [2] (0:11.08)	0:47.61 [2] (0:11.63)	0:35.98 [2] (0:11.50)	0:24.48 [2] (0:11.60)	0:12.88 [1] (0:12.88)							
Average Speed [km/h]	54.0	67.5	65.1	61.8	62.1	62.2	56.1							
Top Speed [km/h]	67.2	68.4	67.7	62.7	62.8	63.0	61.3							
Avg. Dist. to Rail [m]	1.9	0.6	1.0	0.8	1.0	2.4	6.6							
Avg. Stride Freq. [Hz]	2.2	2.3	2.2	2.2	2.2	2.3	2.2							
Avg. Stride Length [m]	7.1	8.1	8.1	7.9	7.8	7.5	7.2							





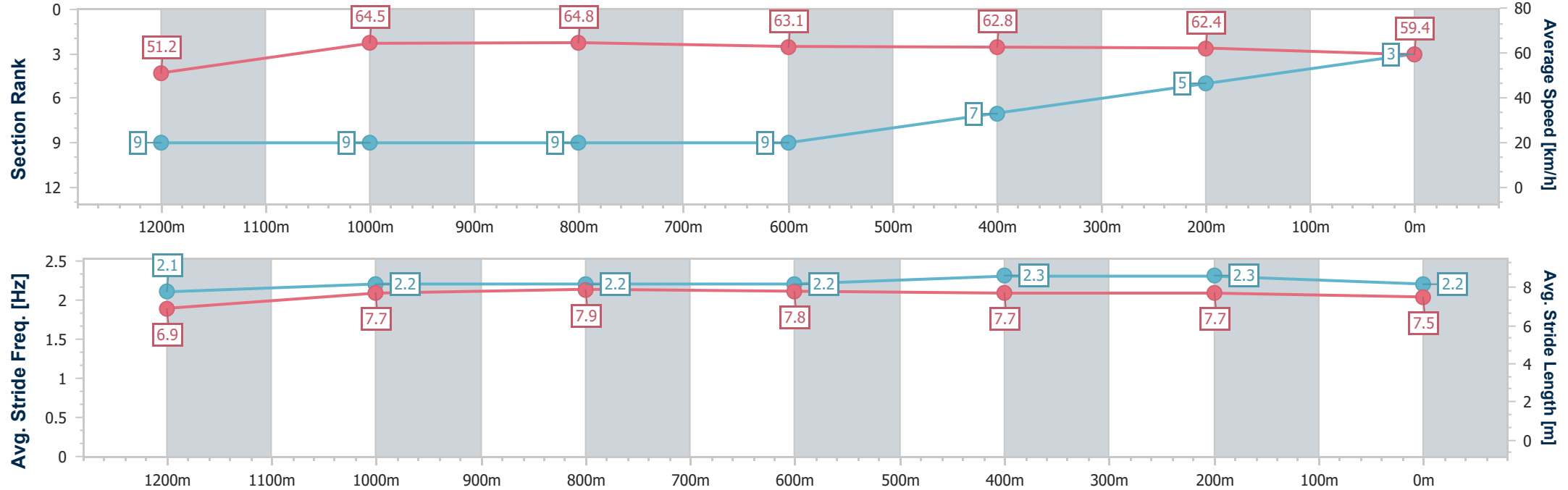
Horse/Jockey Name	Tokyo Bandit
Final Rank	3
Fastest Section Time (Section)	0:11.12 (1000m)
Top Speed [km/h] (Section)	65.8 (1000m)
Race State	Finished



DalbyProfessional  
Race 8: STAG MACHINERY RATINGS BAND 0 - 58 Handicap - 1400m  
02 October 2025 - 16:41  
Track Rating: Good 4, Weather: Fine, Rail Position: +2m 600m-300m; True Remainder



Section	Overall	1200m	1000m	800m	600m	400m	200m							
Section Times	1:23.17 [3] (0:14.12)	1:09.05 [9] (0:11.14)	0:57.91 [9] (0:11.12)	0:46.79 [9] (0:11.44)	0:35.35 [9] (0:11.60)	0:23.75 [7] (0:11.64)	0:12.11 [5] (0:12.11)							
Average Speed [km/h]	51.2	64.5	64.8	63.1	62.8	62.4	59.4							
Top Speed [km/h]	65.1	65.6	65.8	63.9	63.0	63.5	61.7							
Avg. Dist. to Rail [m]	7.8	3.3	2.6	1.3	1.4	4.0	4.1							
Avg. Stride Freq. [Hz]	2.1	2.2	2.2	2.2	2.3	2.3	2.2							
Avg. Stride Length [m]	6.9	7.7	7.9	7.8	7.7	7.7	7.5							





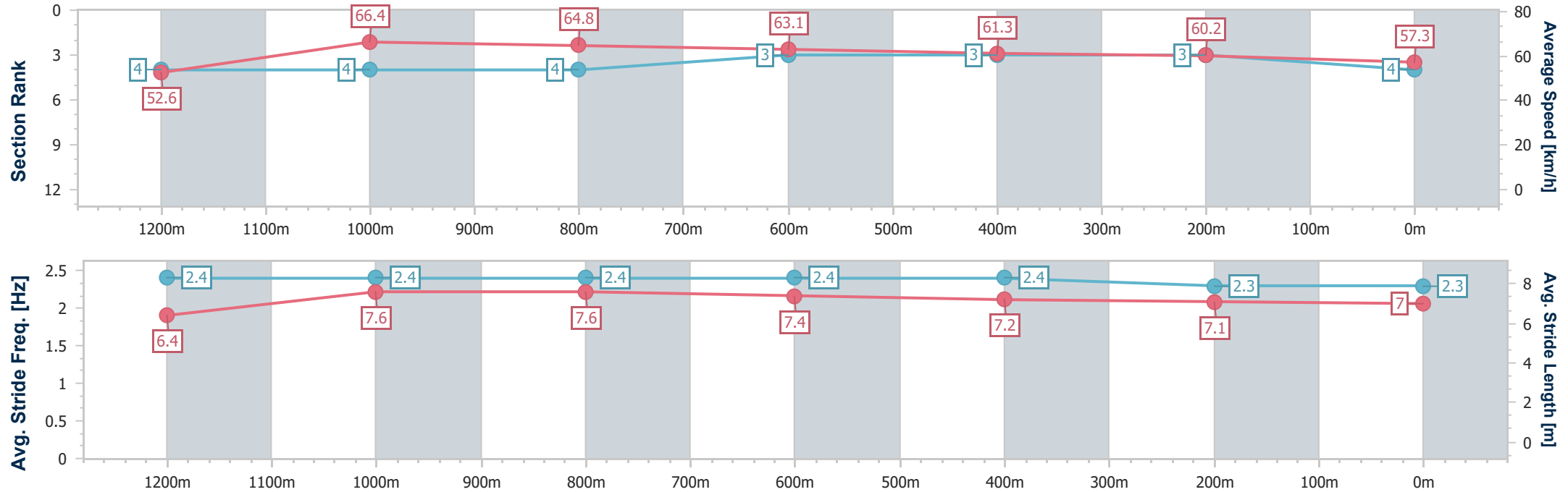
Horse/Jockey Name	Whistlin' Ruler
Final Rank	4
Fastest Section Time (Section)	0:10.86 (1200m)
Top Speed [km/h] (Section)	67.2 (1200m)
Race State	Finished



DalbyProfessional  
Race 8: STAG MACHINERY RATINGS BAND 0 - 58 Handicap - 1400m  
02 October 2025 - 16:41  
Track Rating: Good 4, Weather: Fine, Rail Position: +2m 600m-300m; True Remainder



Section	Overall	1200m	1000m	800m	600m	400m	200m						
Section Times	1:23.18 [4] (0:13.66)	1:09.52 [4] (0:10.86)	0:58.66 [4] (0:11.10)	0:47.56 [4] (0:11.36)	0:36.20 [3] (0:11.62)	0:24.58 [3] (0:11.99)	0:12.59 [3] (0:12.59)						
Average Speed [km/h]	52.6	66.4	64.8	63.1	61.3	60.2	57.3						
Top Speed [km/h]	66.4	67.2	66.9	64.0	62.8	61.2	59.2						
Avg. Dist. to Rail [m]	0.4	0.2	0.2	1.0	1.4	1.4	1.3						
Avg. Stride Freq. [Hz]	2.4	2.4	2.4	2.4	2.4	2.3	2.3						
Avg. Stride Length [m]	6.4	7.6	7.6	7.4	7.2	7.1	7.0						





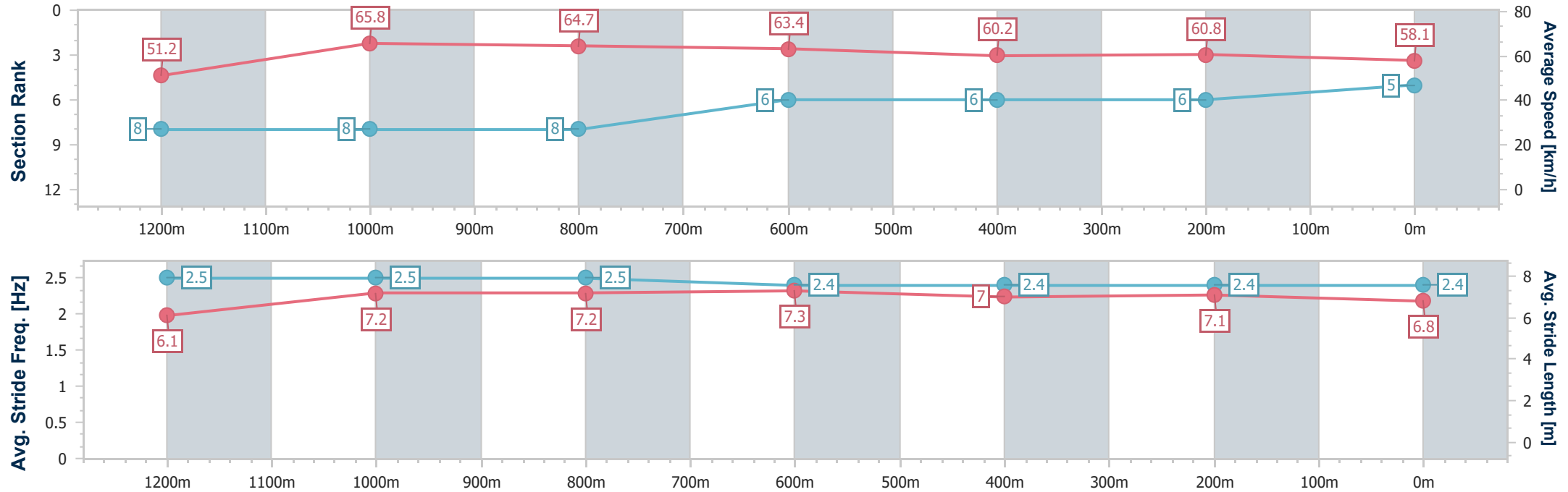
Horse/Jockey Name	Proponent
Final Rank	5
Fastest Section Time (Section)	0:10.97 (1200m)
Top Speed [km/h] (Section)	66.9 (Overall)
Race State	Finished



DalbyProfessional  
Race 8: STAG MACHINERY RATINGS BAND 0 - 58 Handicap - 1400m  
02 October 2025 - 16:41  
Track Rating: Good 4, Weather: Fine, Rail Position: +2m 600m-300m; True Remainder



Section	Overall	1200m	1000m	800m	600m	400m	200m						
Section Times	1:23.60 [5] (0:14.07)	1:09.53 [8] (0:10.97)	0:58.56 [8] (0:11.14)	0:47.42 [8] (0:11.30)	0:36.12 [6] (0:11.83)	0:24.29 [6] (0:11.89)	0:12.40 [6] (0:12.40)						
Average Speed [km/h]	51.2	65.8	64.7	63.4	60.2	60.8	58.1						
Top Speed [km/h]	66.9	66.6	65.6	64.6	63.0	62.5	60.9						
Avg. Dist. to Rail [m]	2.6	0.8	0.7	1.0	1.1	1.6	1.0						
Avg. Stride Freq. [Hz]	2.5	2.5	2.5	2.4	2.4	2.4	2.4						
Avg. Stride Length [m]	6.1	7.2	7.2	7.3	7.0	7.1	6.8						



- [ ] Ranking at each section and finish
- .-.-.- No data available at this section
- NA No data available



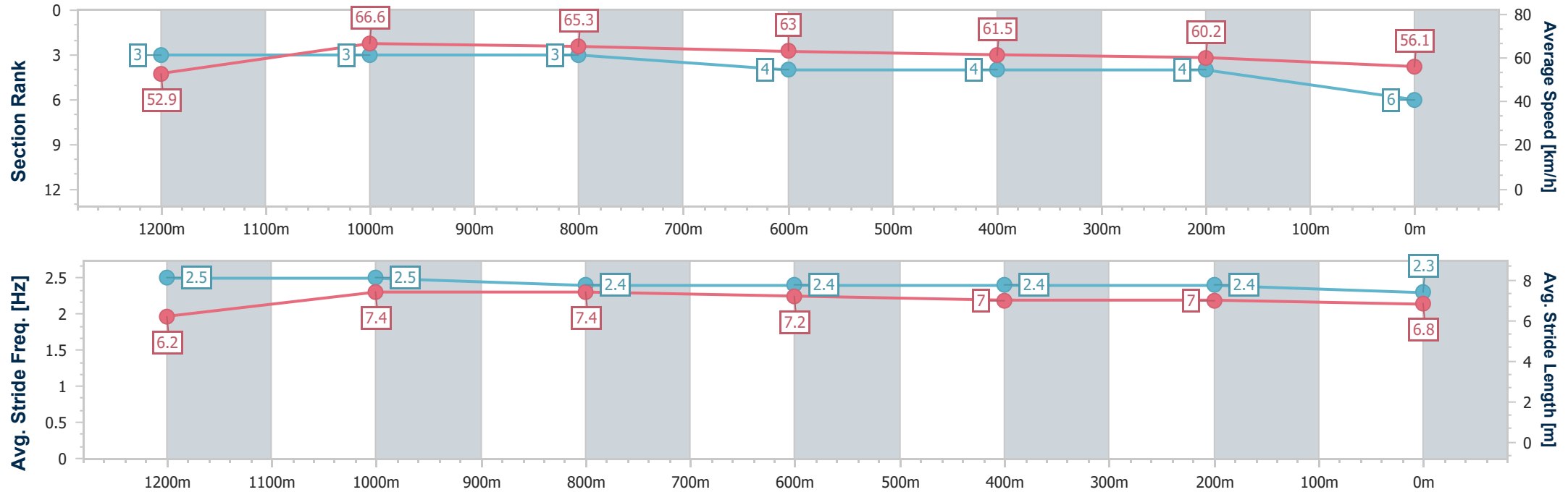
Horse/Jockey Name	Pretty Little Lass
Final Rank	6
Fastest Section Time (Section)	0:10.80 (1200m)
Top Speed [km/h] (Section)	67.6 (1200m)
Race State	Finished



DalbyProfessional  
Race 8: STAG MACHINERY RATINGS BAND 0 - 58 Handicap - 1400m  
02 October 2025 - 16:41  
Track Rating: Good 4, Weather: Fine, Rail Position: +2m 600m-300m; True Remainder



Section	Overall	1200m	1000m	800m	600m	400m	200m						
Section Times	1:23.63 [6] (0:13.64)	1:09.99 [3] (0:10.80)	0:59.19 [3] (0:11.06)	0:48.13 [3] (0:11.49)	0:36.64 [4] (0:11.76)	0:24.88 [4] (0:12.03)	0:12.85 [4] (0:12.85)						
Average Speed [km/h]	52.9	66.6	65.3	63.0	61.5	60.2	56.1						
Top Speed [km/h]	66.1	67.6	66.3	63.7	63.7	61.5	58.5						
Avg. Dist. to Rail [m]	3.3	2.8	2.8	1.5	1.0	2.7	2.9						
Avg. Stride Freq. [Hz]	2.5	2.5	2.4	2.4	2.4	2.4	2.3						
Avg. Stride Length [m]	6.2	7.4	7.4	7.2	7.0	7.0	6.8						







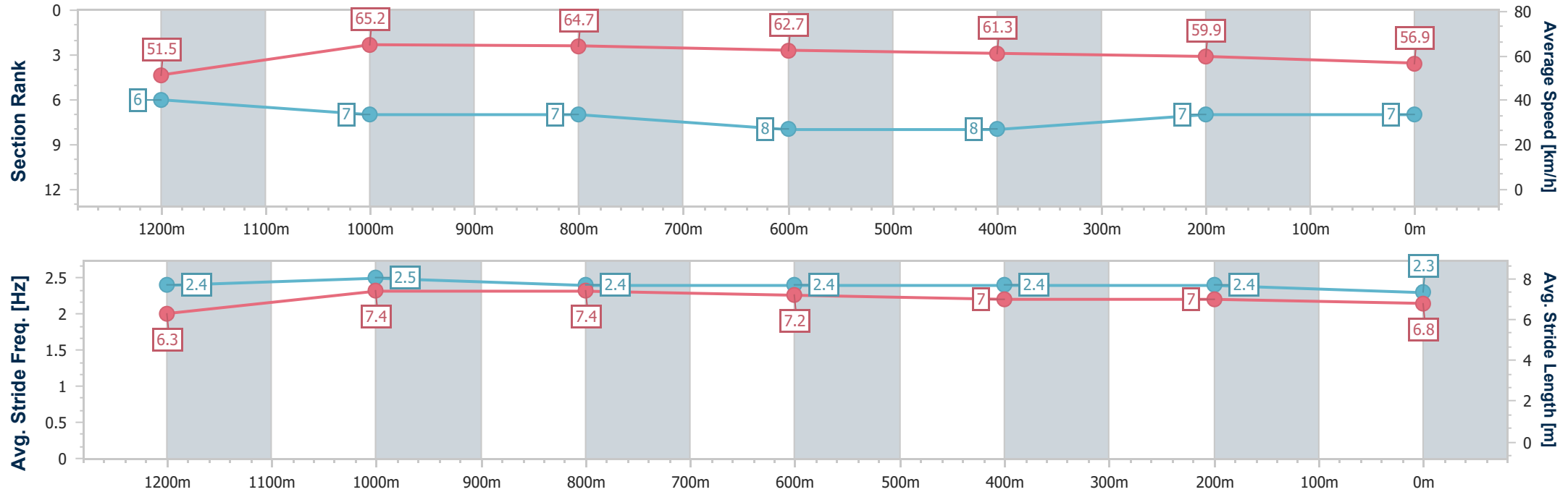
Horse/Jockey Name	Doona
Final Rank	7
Fastest Section Time (Section)	0:11.02 (1200m)
Top Speed [km/h] (Section)	66.6 (1000m)
Race State	Finished



DalbyProfessional  
Race 8: STAG MACHINERY RATINGS BAND 0 - 58 Handicap - 1400m  
02 October 2025 - 16:41  
Track Rating: Good 4, Weather: Fine, Rail Position: +2m 600m-300m; True Remainder



Section	Overall	1200m	1000m	800m	600m	400m	200m						
Section Times	1:24.31 [7] (0:14.00)	1:10.31 [6] (0:11.02)	0:59.29 [7] (0:11.12)	0:48.17 [7] (0:11.58)	0:36.59 [8] (0:11.83)	0:24.76 [8] (0:12.11)	0:12.65 [7] (0:12.65)						
Average Speed [km/h]	51.5	65.2	64.7	62.7	61.3	59.9	56.9						
Top Speed [km/h]	64.6	66.2	66.6	63.5	62.6	61.4	60.0						
Avg. Dist. to Rail [m]	5.6	2.6	3.0	1.5	1.3	4.1	4.3						
Avg. Stride Freq. [Hz]	2.4	2.5	2.4	2.4	2.4	2.4	2.3						
Avg. Stride Length [m]	6.3	7.4	7.4	7.2	7.0	7.0	6.8						





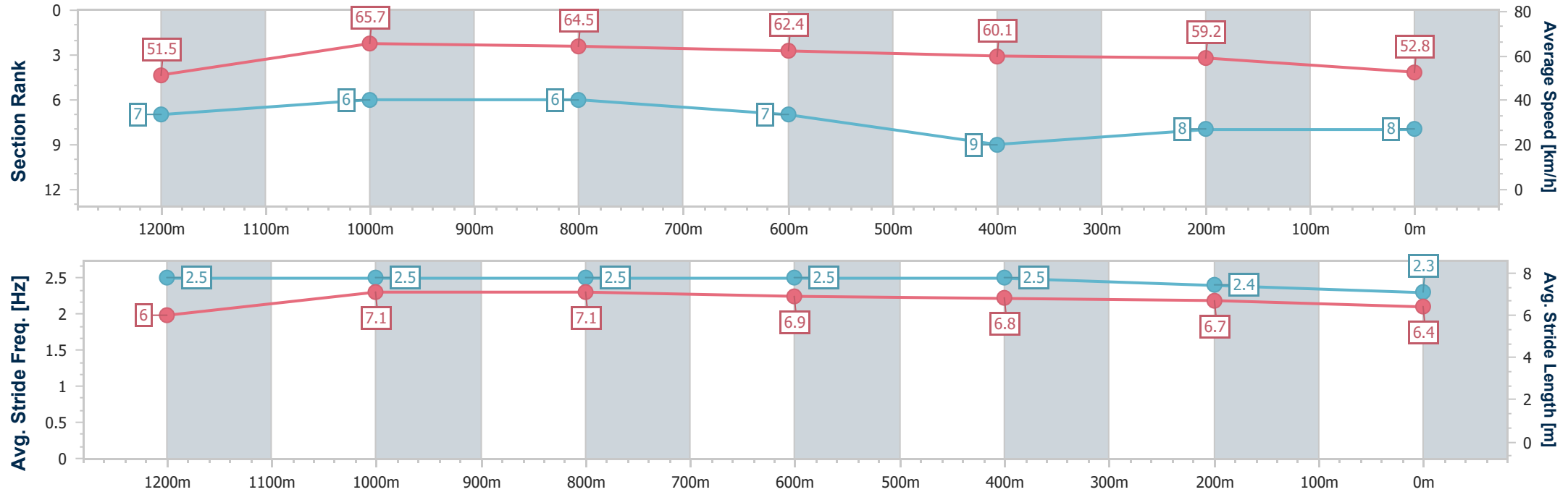
Horse/Jockey Name	Kovanos
Final Rank	8
Fastest Section Time (Section)	0:10.98 (1200m)
Top Speed [km/h] (Section)	66.7 (1200m)
Race State	Finished



DalbyProfessional  
Race 8: STAG MACHINERY RATINGS BAND 0 - 58 Handicap - 1400m  
02 October 2025 - 16:41  
Track Rating: Good 4, Weather: Fine, Rail Position: +2m 600m-300m; True Remainder



Section	Overall	1200m	1000m	800m	600m	400m	200m						
Section Times	1:25.45 [8] (0:14.02)	1:11.43 [7] (0:10.98)	1:00.45 [6] (0:11.13)	0:49.32 [6] (0:11.56)	0:37.76 [7] (0:11.95)	0:25.81 [9] (0:12.22)	0:13.59 [8] (0:13.59)						
Average Speed [km/h]	51.5	65.7	64.5	62.4	60.1	59.2	52.8						
Top Speed [km/h]	65.8	66.7	65.6	63.3	62.3	60.3	57.7						
Avg. Dist. to Rail [m]	5.5	2.0	1.9	0.8	0.5	2.3	4.4						
Avg. Stride Freq. [Hz]	2.5	2.5	2.5	2.5	2.5	2.4	2.3						
Avg. Stride Length [m]	6.0	7.1	7.1	6.9	6.8	6.7	6.4						





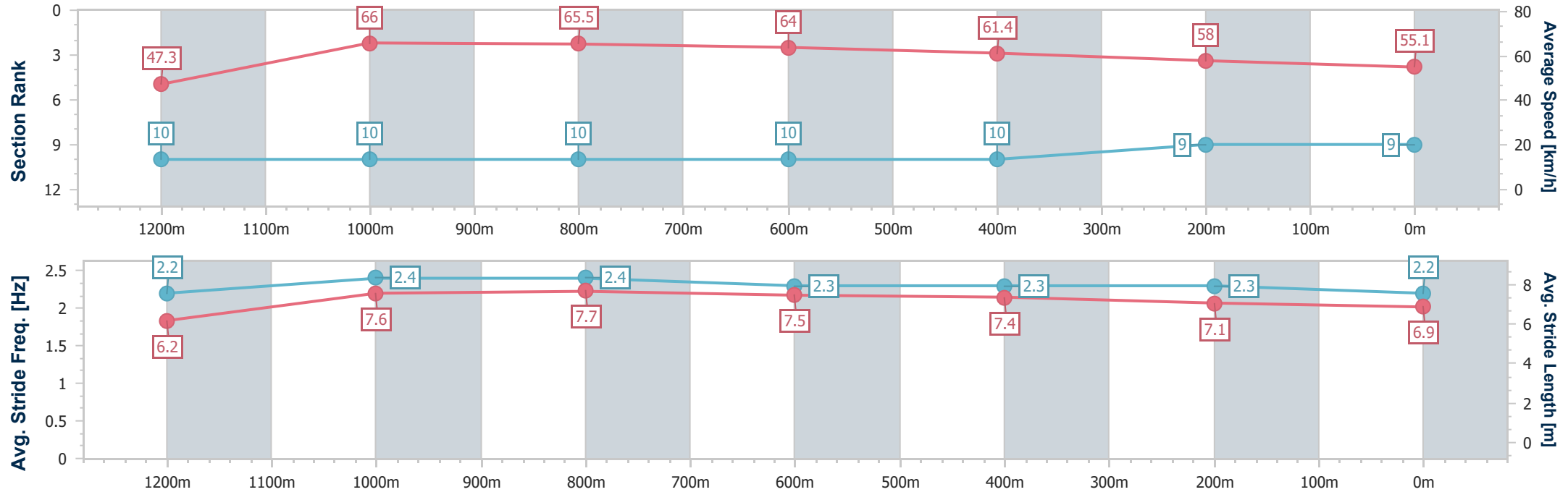
Horse/Jockey Name	Saxon Slayer
Final Rank	9
Fastest Section Time (Section)	0:10.91 (1200m)
Top Speed [km/h] (Section)	66.6 (1200m)
Race State	Finished



DalbyProfessional  
Race 8: STAG MACHINERY RATINGS BAND 0 - 58 Handicap - 1400m  
02 October 2025 - 16:41  
Track Rating: Good 4, Weather: Fine, Rail Position: +2m 600m-300m; True Remainder



Section	Overall	1200m	1000m	800m	600m	400m	200m						
Section Times	1:25.58 [9] (0:15.19)	1:10.39 [10] (0:10.91)	0:59.48 [10] (0:11.00)	0:48.48 [10] (0:11.27)	0:37.21 [10] (0:11.70)	0:25.51 [10] (0:12.39)	0:13.12 [9] (0:13.12)						
Average Speed [km/h]	47.3	66.0	65.5	64.0	61.4	58.0	55.1						
Top Speed [km/h]	64.8	66.6	66.5	64.4	63.2	59.9	56.3						
Avg. Dist. to Rail [m]	7.7	3.2	1.7	0.5	0.5	1.5	4.5						
Avg. Stride Freq. [Hz]	2.2	2.4	2.4	2.3	2.3	2.3	2.2						
Avg. Stride Length [m]	6.2	7.6	7.7	7.5	7.4	7.1	6.9						





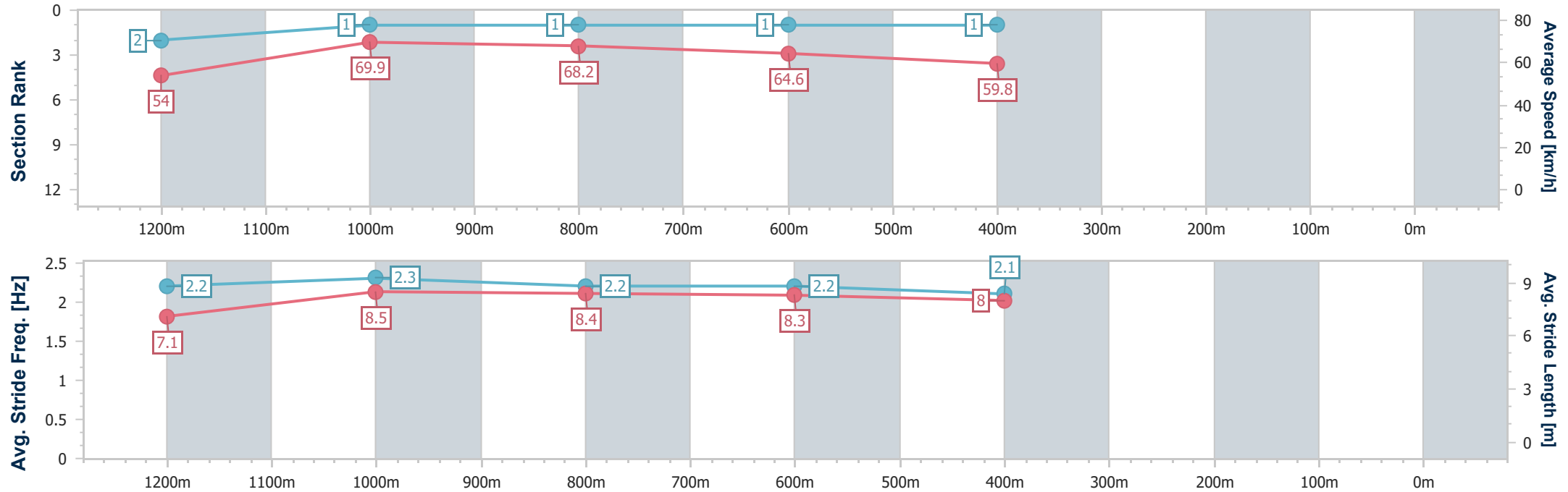
Horse/Jockey Name	Decrypt
Final Rank	-
Fastest Section Time (Section)	0:10.30 (1200m)
Top Speed [km/h] (Section)	70.9 (1200m)
Race State	DidNotFinish



DalbyProfessional  
Race 8: STAG MACHINERY RATINGS BAND 0 - 58 Handicap - 1400m  
02 October 2025 - 16:41  
Track Rating: Good 4, Weather: Fine, Rail Position: +2m 600m-300m; True Remainder



Section	Overall	1200m	1000m	800m	600m	400m	200m						
Section Times	0:00.00 [-] (0:13.37)	0:00.00 [2] (0:10.30)	0:00.00 [1] (0:10.58)	0:00.00 [1] (0:11.10)	0:00.00 [1] (0:11.88)	-:--:-	-:--:-						
Average Speed [km/h]	54.0	69.9	68.2	64.6	59.8	--:-	--:-						
Top Speed [km/h]	69.7	70.9	69.5	65.9	61.8	--:-	--:-						
Avg. Dist. to Rail [m]	4.8	0.6	0.6	1.0	1.5	--:-	--:-						
Avg. Stride Freq. [Hz]	2.2	2.3	2.2	2.2	2.1	--:-	--:-						
Avg. Stride Length [m]	7.1	8.5	8.4	8.3	8.0	--:-	--:-						





**DalbyProfessional**  
**Race 9: SOUTH SIDE BUTCHERY & BUTCHERS PANTRY RATINGS**  
**BAND 0 - 58 Handicap - 2000m**  
**02 October 2025 - 17:15**



Track Rating: Good 4, Weather: Fine, Rail Position: +2m 600m-300m; True Remainder

Section						Overall	1800m	1600m	1400m	1200m	1000m	800m	Last 600m		
Field Times						2:05.08 (0:14.41)	1:50.67 (0:11.67)	1:39.00 (0:13.39)	1:25.61 (0:13.00)	1:12.61 (0:12.85)	0:59.76 (0:12.96)	0:46.80 (0:12.35)	0:34.45		
Rank	TAB	Horse/Jockey	Barrier	Top Speed [km/h]	Fastest Section										Distance Travelled [m]
1	2	BRAVE BOY	4	66.5	0:11.27	2:05.08 [1]	1:50.02 [9]	1:37.90 [9]	1:24.84 [7]	1:12.61 [1]	0:59.69 [2]	0:46.76 [2]	0:34.45		
		Bailey Wheeler		200m	400m	(0:15.06)	(0:12.12)	(0:13.06)	(0:12.23)	(0:12.92)	(0:12.93)	(0:12.31)			
2	8	TORTILLA	5	64.6	0:11.37	2:05.34 [2]	1:50.93 [1]	1:38.85 [3]	1:25.52 [3]	1:12.32 [5]	0:59.72 [4]	0:46.89 [3]	0:34.51	-2	
		Adin Thompson		400m	400m	(0:14.41)	(0:12.08)	(0:13.33)	(0:13.20)	(0:12.60)	(0:12.83)	(0:12.38)			
3	6	SECURITY ADVISOR	1	65.8	0:11.15	2:05.53 [3]	1:50.77 [5]	1:38.85 [5]	1:25.17 [8]	1:11.93 [9]	0:59.40 [9]	0:46.59 [9]	0:34.32	-1	
		Montana Philpot		200m	200m	(0:14.76)	(0:11.92)	(0:13.68)	(0:13.24)	(0:12.53)	(0:12.81)	(0:12.27)			
4	4	BAVARIAN LADY	8	63.9	0:11.68	2:06.09 [4]	1:51.04 [8]	1:39.23 [7]	1:25.99 [6]	1:12.87 [6]	1:00.25 [6]	0:47.42 [6]	0:35.10	+0	
		Les Tilley		1800m	600m	(0:15.05)	(0:11.81)	(0:13.24)	(0:13.12)	(0:12.62)	(0:12.83)	(0:12.32)			
5	7	GREY NORTHERN	6	63.6	0:11.64	2:06.12 [5]	1:51.44 [4]	1:39.80 [2]	1:26.59 [2]	1:13.43 [3]	1:00.58 [3]	0:47.62 [4]	0:35.27	+6	
		Corey Bayliss		1800m	1800m	(0:14.68)	(0:11.64)	(0:13.21)	(0:13.16)	(0:12.85)	(0:12.96)	(0:12.35)			
6	5	FLASH PRINCE	3	63.1	0:11.70	2:06.49 [6]	1:51.86 [3]	1:39.87 [4]	1:26.67 [4]	1:13.50 [4]	1:00.71 [5]	0:47.86 [5]	0:35.61	+6	
		Brandon Lerena		400m	400m	(0:14.63)	(0:11.99)	(0:13.20)	(0:13.17)	(0:12.79)	(0:12.85)	(0:12.25)			
7	9	ATLANTIC ROYAL	2	62.6	0:11.84	2:06.59 [7]	1:51.62 [6]	1:39.61 [8]	1:26.06 [9]	1:13.12 [8]	1:00.53 [8]	0:47.84 [8]	0:35.56	+7	
		Jaden Lloyd		400m	200m	(0:14.97)	(0:12.01)	(0:13.55)	(0:12.94)	(0:12.59)	(0:12.69)	(0:12.28)			
8	10	HE'S VIRAL	7	64.6	0:11.63	2:06.65 [8]	1:52.20 [2]	1:40.57 [1]	1:27.18 [1]	1:14.06 [2]	1:01.33 [1]	0:48.37 [1]	0:36.01	+0	
		Stacey Callow		1800m	1800m	(0:14.45)	(0:11.63)	(0:13.39)	(0:13.12)	(0:12.73)	(0:12.96)	(0:12.36)			
9	3	ROMAN DAGGER	9	63.1	0:11.65	2:07.80 [9]	1:52.75 [7]	1:41.10 [6]	1:27.84 [5]	1:14.55 [7]	1:01.80 [7]	0:49.11 [7]	0:36.75	+8	
		Reece O'Connell		1800m	1800m	(0:15.05)	(0:11.65)	(0:13.26)	(0:13.29)	(0:12.75)	(0:12.69)	(0:12.36)			

Scratched: Man In The Mirror (#1), Buddy's Tale (#11)



**DalbyProfessional**  
**Race 9: SOUTH SIDE BUTCHERY & BUTCHERS PANTRY RATINGS**  
**BAND 0 - 58 Handicap - 2000m**  
**02 October 2025 - 17:15**



Track Rating: Good 4, Weather: Fine, Rail Position: +2m 600m-300m; True Remainder

Section		Field Times		600m		400m		200m		Last 600m	
				0:34.45 (0:11.61)		0:22.84 (0:11.27)		0:11.57 (0:11.57)		0:34.45	
Rank	TAB	Horse/Jockey	Barrier	Top Speed [km/h]	Fastest Section					Margin	Distance Travelled [m]
1	2	<b>BRAVE BOY</b>	4	66.5	0:11.27	0:34.45 [1]	0:22.84 [1]	0:11.57 [1]	2:05.08		0:34.45
		Bailey Wheeler		200m	400m	(0:11.61)	(0:11.27)	(0:11.57)			
2	8	<b>TORTILLA</b>	5	64.6	0:11.37	0:34.51 [3]	0:22.93 [2]	0:11.56 [2]	1.48L		0:34.51 -2
		Adin Thompson		400m	400m	(0:11.58)	(0:11.37)	(0:11.56)			
3	6	<b>SECURITY ADVISOR</b>	1	65.8	0:11.15	0:34.32 [9]	0:22.71 [7]	0:11.15 [5]	2.62L		0:34.32 -1
		Montana Philpot		200m	200m	(0:11.61)	(0:11.56)	(0:11.15)			
4	4	<b>BAVARIAN LADY</b>	8	63.9	0:11.68	0:35.10 [6]	0:23.42 [4]	0:11.73 [3]	5.91L		0:35.10 +0
		Les Tilley		1800m	600m	(0:11.68)	(0:11.69)	(0:11.73)			
5	7	<b>GREY NORTHERN</b>	6	63.6	0:11.64	0:35.27 [4]	0:23.39 [5]	0:11.75 [4]	6.06L		0:35.27 +6
		Corey Bayliss		1800m	1800m	(0:11.88)	(0:11.64)	(0:11.75)			
6	5	<b>FLASH PRINCE</b>	3	63.1	0:11.70	0:35.61 [5]	0:23.75 [6]	0:12.05 [6]	8.24L		0:35.61 +6
		Brandon Lerena		400m	400m	(0:11.86)	(0:11.70)	(0:12.05)			
7	9	<b>ATLANTIC ROYAL</b>	2	62.6	0:11.84	0:35.56 [7]	0:23.69 [8]	0:11.84 [8]	8.83L		0:35.56 +7
		Jaden Lloyd		400m	200m	(0:11.87)	(0:11.85)	(0:11.84)			
8	10	<b>HE'S VIRAL</b>	7	64.6	0:11.63	0:36.01 [2]	0:24.16 [3]	0:12.17 [7]	9.18L		0:36.01 +0
		Stacey Callow		1800m	1800m	(0:11.85)	(0:11.99)	(0:12.17)			
9	3	<b>ROMAN DAGGER</b>	9	63.1	0:11.65	0:36.75 [8]	0:24.41 [9]	0:12.27 [9]	15.94L		0:36.75 +8
		Reece O'Connell		1800m	1800m	(0:12.34)	(0:12.14)	(0:12.27)			

Scratched: Man In The Mirror (#1), Buddy's Tale (#11)



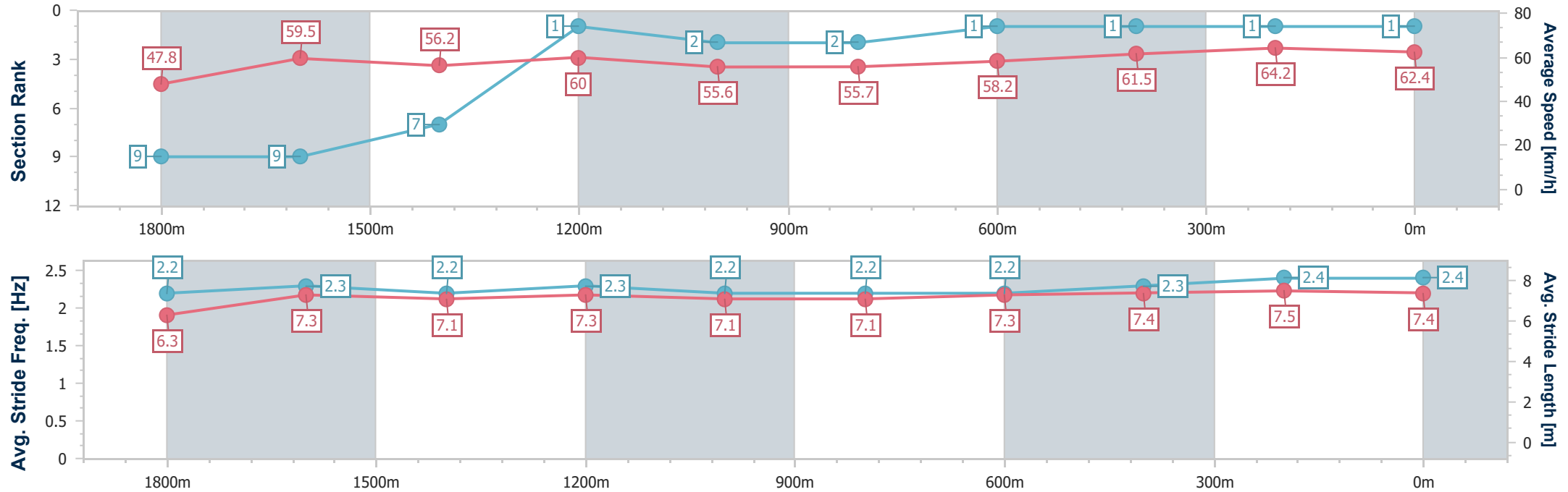
Horse/Jockey Name	Brave Boy
Final Rank	1
Fastest Section Time (Section)	0:11.27 (400m)
Top Speed [km/h] (Section)	66.5 (200m)
Race State	Finished



DalbyProfessional  
Race 9: SOUTH SIDE BUTCHERY & BUTCHERS PANTRY  
RATINGS BAND 0 - 58 Handicap - 2000m  
02 October 2025 - 17:15  
Track Rating: Good 4, Weather: Fine, Rail Position: +2m 600m-300m; True Remainder



Section	Overall	1800m	1600m	1400m	1200m	1000m	800m	600m	400m	200m			
Section Times	2:05.08 [1] (0:15.06)	1:50.02 [9] (0:12.12)	1:37.90 [9] (0:13.06)	1:24.84 [7] (0:12.23)	1:12.61 [1] (0:12.92)	0:59.69 [2] (0:12.93)	0:46.76 [2] (0:12.31)	0:34.45 [1] (0:11.61)	0:22.84 [1] (0:11.27)	0:11.57 [1] (0:11.57)			
Average Speed [km/h]	47.8	59.5	56.2	60.0	55.6	55.7	58.2	61.5	64.2	62.4			
Top Speed [km/h]	61.6	62.3	58.7	61.5	57.5	56.0	61.3	62.4	66.2	66.5			
Avg. Dist. to Rail [m]	6.0	2.7	3.0	3.0	0.3	0.6	1.1	1.0	3.2	4.5			
Avg. Stride Freq. [Hz]	2.2	2.3	2.2	2.3	2.2	2.2	2.2	2.3	2.4	2.4			
Avg. Stride Length [m]	6.3	7.3	7.1	7.3	7.1	7.1	7.3	7.4	7.5	7.4			





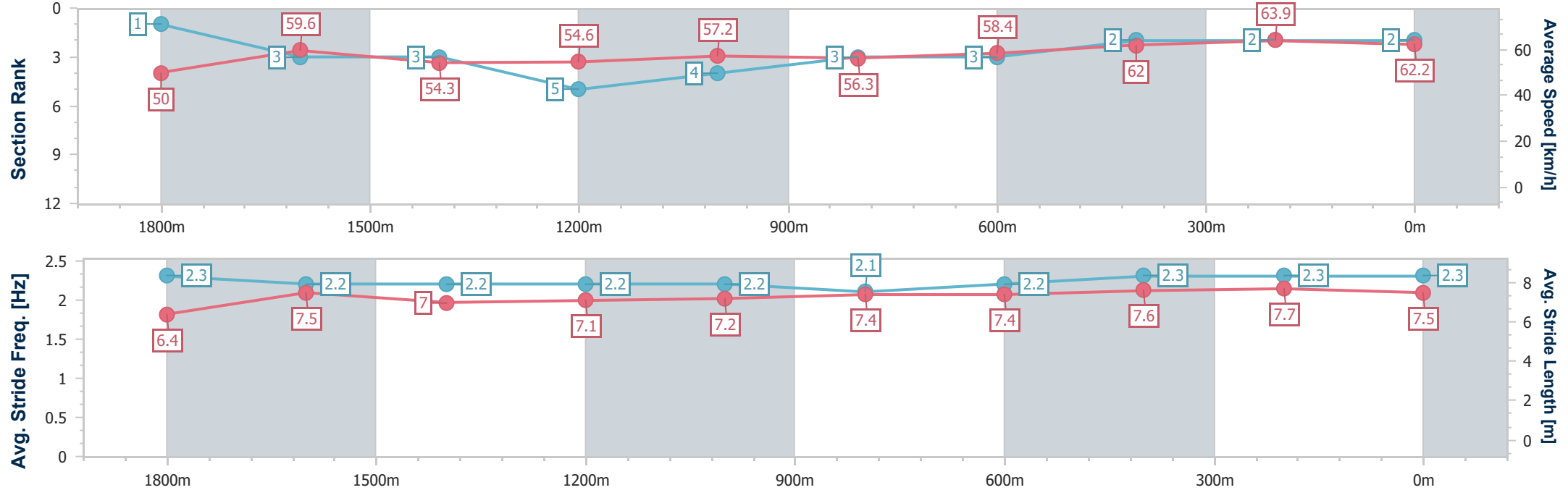
Horse/Jockey Name	Tortilla
Final Rank	2
Fastest Section Time (Section)	0:11.37 (400m)
Top Speed [km/h] (Section)	64.6 (400m)
Race State	Finished



DalbyProfessional  
Race 9: SOUTH SIDE BUTCHERY & BUTCHERS PANTRY  
RATINGS BAND 0 - 58 Handicap - 2000m  
02 October 2025 - 17:15  
Track Rating: Good 4, Weather: Fine, Rail Position: +2m 600m-300m; True Remainder



Section	Overall	1800m	1600m	1400m	1200m	1000m	800m	600m	400m	200m			
Section Times	2:05.34 [2] (0:14.41)	1:50.93 [1] (0:12.08)	1:38.85 [3] (0:13.33)	1:25.52 [3] (0:13.20)	1:12.32 [5] (0:12.60)	0:59.72 [4] (0:12.83)	0:46.89 [3] (0:12.38)	0:34.51 [3] (0:11.58)	0:22.93 [2] (0:11.37)	0:11.56 [2] (0:11.56)			
Average Speed [km/h]	50.0	59.6	54.3	54.6	57.2	56.3	58.4	62.0	63.9	62.2			
Top Speed [km/h]	64.2	61.9	56.1	56.3	57.9	56.7	61.7	63.7	64.6	63.8			
Avg. Dist. to Rail [m]	6.7	1.2	0.7	0.5	1.2	1.6	0.9	0.6	3.8	4.2			
Avg. Stride Freq. [Hz]	2.3	2.2	2.2	2.2	2.2	2.1	2.2	2.3	2.3	2.3			
Avg. Stride Length [m]	6.4	7.5	7.0	7.1	7.2	7.4	7.4	7.6	7.7	7.5			







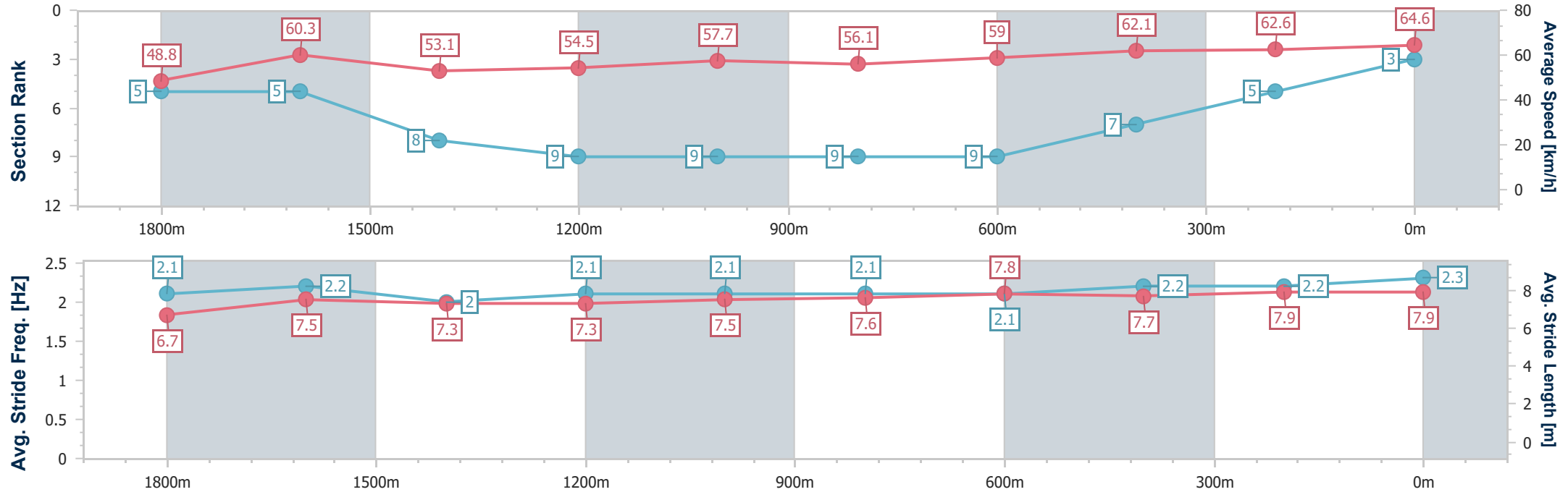
Horse/Jockey Name	Security Advisor
Final Rank	3
Fastest Section Time (Section)	0:11.15 (200m)
Top Speed [km/h] (Section)	65.8 (200m)
Race State	Finished



DalbyProfessional  
Race 9: SOUTH SIDE BUTCHERY & BUTCHERS PANTRY  
RATINGS BAND 0 - 58 Handicap - 2000m  
02 October 2025 - 17:15  
Track Rating: Good 4, Weather: Fine, Rail Position: +2m 600m-300m; True Remainder



Section	Overall	1800m	1600m	1400m	1200m	1000m	800m	600m	400m	200m			
Section Times	2:05.53 [3] (0:14.76)	1:50.77 [5] (0:11.92)	1:38.85 [5] (0:13.68)	1:25.17 [8] (0:13.24)	1:11.93 [9] (0:12.53)	0:59.40 [9] (0:12.81)	0:46.59 [9] (0:12.27)	0:34.32 [9] (0:11.61)	0:22.71 [7] (0:11.56)	0:11.15 [5] (0:11.15)			
Average Speed [km/h]	48.8	60.3	53.1	54.5	57.7	56.1	59.0	62.1	62.6	64.6			
Top Speed [km/h]	62.0	63.0	56.2	55.2	58.3	57.4	60.8	63.0	65.1	65.8			
Avg. Dist. to Rail [m]	2.7	1.1	1.0	0.5	0.5	0.6	1.0	0.9	2.0	1.3			
Avg. Stride Freq. [Hz]	2.1	2.2	2.0	2.1	2.1	2.1	2.1	2.2	2.2	2.3			
Avg. Stride Length [m]	6.7	7.5	7.3	7.3	7.5	7.6	7.8	7.7	7.9	7.9			



[ ] Ranking at each section and finish  
- - - - - No data available at this section  
NA No data available



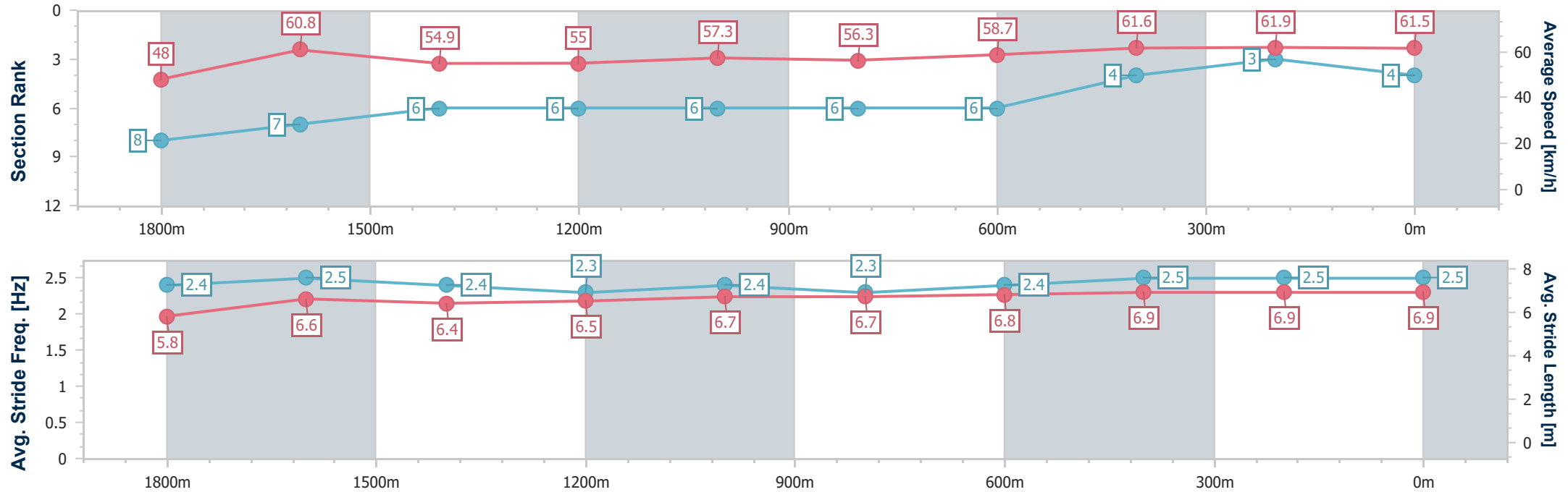
Horse/Jockey Name	Bavarian Lady
Final Rank	4
Fastest Section Time (Section)	0:11.68 (600m)
Top Speed [km/h] (Section)	63.9 (1800m)
Race State	Finished



DalbyProfessional  
Race 9: SOUTH SIDE BUTCHERY & BUTCHERS PANTRY  
RATINGS BAND 0 - 58 Handicap - 2000m  
02 October 2025 - 17:15  
Track Rating: Good 4, Weather: Fine, Rail Position: +2m 600m-300m; True Remainder



Section	Overall	1800m	1600m	1400m	1200m	1000m	800m	600m	400m	200m			
Section Times	2:06.09 [4] (0:15.05)	1:51.04 [8] (0:11.81)	1:39.23 [7] (0:13.24)	1:25.99 [6] (0:13.12)	1:12.87 [6] (0:12.62)	1:00.25 [6] (0:12.83)	0:47.42 [6] (0:12.32)	0:35.10 [6] (0:11.68)	0:23.42 [4] (0:11.69)	0:11.73 [3] (0:11.73)			
Average Speed [km/h]	48.0	60.8	54.9	55.0	57.3	56.3	58.7	61.6	61.9	61.5			
Top Speed [km/h]	63.6	63.9	57.9	56.2	58.7	57.1	62.0	62.5	62.8	63.4			
Avg. Dist. to Rail [m]	8.9	2.9	1.1	0.3	1.0	1.6	1.2	0.8	3.9	5.9			
Avg. Stride Freq. [Hz]	2.4	2.5	2.4	2.3	2.4	2.3	2.4	2.5	2.5	2.5			
Avg. Stride Length [m]	5.8	6.6	6.4	6.5	6.7	6.7	6.8	6.9	6.9	6.9			





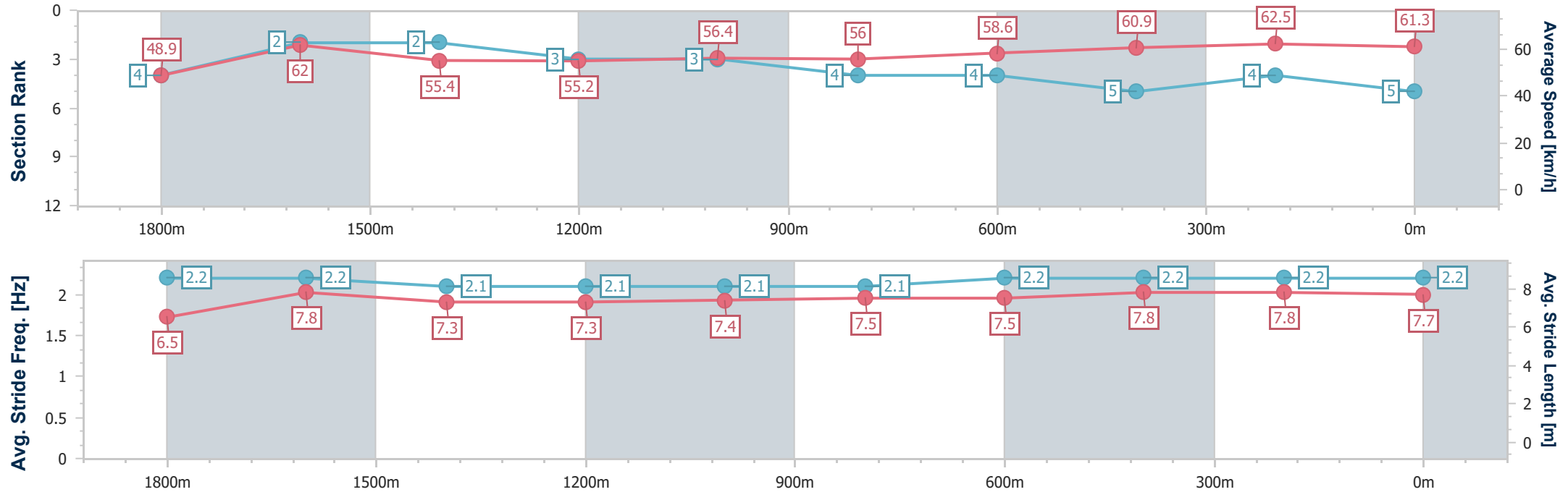
Horse/Jockey Name	Grey Northern
Final Rank	5
Fastest Section Time (Section)	0:11.64 (1800m)
Top Speed [km/h] (Section)	63.6 (1800m)
Race State	Finished



DalbyProfessional  
Race 9: SOUTH SIDE BUTCHERY & BUTCHERS PANTRY  
RATINGS BAND 0 - 58 Handicap - 2000m  
02 October 2025 - 17:15  
Track Rating: Good 4, Weather: Fine, Rail Position: +2m 600m-300m; True Remainder



Section	Overall	1800m	1600m	1400m	1200m	1000m	800m	600m	400m	200m			
Section Times	2:06.12 [5] (0:14.68)	1:51.44 [4] (0:11.64)	1:39.80 [2] (0:13.21)	1:26.59 [2] (0:13.16)	1:13.43 [3] (0:12.85)	1:00.58 [3] (0:12.96)	0:47.62 [4] (0:12.35)	0:35.27 [4] (0:11.88)	0:23.39 [5] (0:11.64)	0:11.75 [4] (0:11.75)			
Average Speed [km/h]	48.9	62.0	55.4	55.2	56.4	56.0	58.6	60.9	62.5	61.3			
Top Speed [km/h]	62.9	63.6	58.1	57.0	57.0	56.2	60.9	62.2	62.8	62.7			
Avg. Dist. to Rail [m]	7.8	3.4	2.1	2.1	2.3	2.2	1.5	0.9	4.5	6.2			
Avg. Stride Freq. [Hz]	2.2	2.2	2.1	2.1	2.1	2.1	2.2	2.2	2.2	2.2			
Avg. Stride Length [m]	6.5	7.8	7.3	7.3	7.4	7.5	7.5	7.8	7.8	7.7			





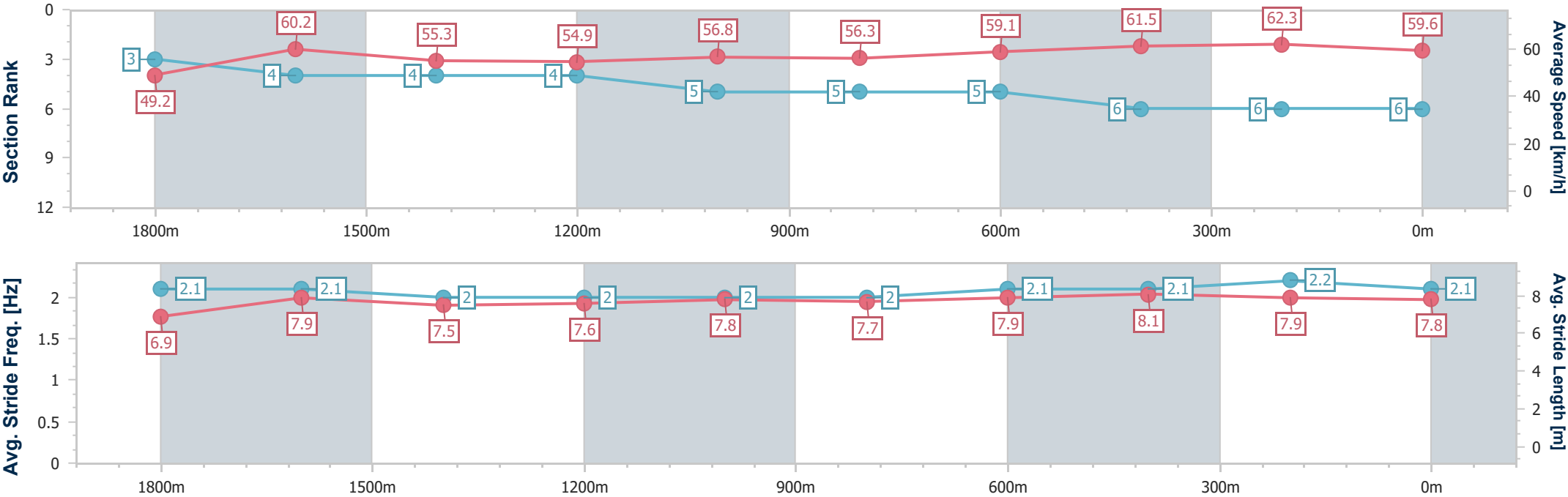
Horse/Jockey Name	Flash Prince
Final Rank	6
Fastest Section Time (Section)	0:11.70 (400m)
Top Speed [km/h] (Section)	63.1 (400m)
Race State	Finished



DalbyProfessional  
Race 9: SOUTH SIDE BUTCHERY & BUTCHERS PANTRY  
RATINGS BAND 0 - 58 Handicap - 2000m  
02 October 2025 - 17:15  
Track Rating: Good 4, Weather: Fine, Rail Position: +2m 600m-300m; True Remainder



Section	Overall	1800m	1600m	1400m	1200m	1000m	800m	600m	400m	200m			
Section Times	2:06.49 [6] (0:14.63)	1:51.86 [3] (0:11.99)	1:39.87 [4] (0:13.20)	1:26.67 [4] (0:13.17)	1:13.50 [4] (0:12.79)	1:00.71 [5] (0:12.85)	0:47.86 [5] (0:12.25)	0:35.61 [5] (0:11.86)	0:23.75 [6] (0:11.70)	0:12.05 [6] (0:12.05)			
Average Speed [km/h]	49.2	60.2	55.3	54.9	56.8	56.3	59.1	61.5	62.3	59.6			
Top Speed [km/h]	61.8	61.5	58.4	56.2	57.2	58.0	61.4	62.4	63.1	62.8			
Avg. Dist. to Rail [m]	5.0	1.6	1.8	1.2	2.2	2.6	1.6	1.7	6.2	6.8			
Avg. Stride Freq. [Hz]	2.1	2.1	2.0	2.0	2.0	2.0	2.1	2.1	2.2	2.1			
Avg. Stride Length [m]	6.9	7.9	7.5	7.6	7.8	7.7	7.9	8.1	7.9	7.8			





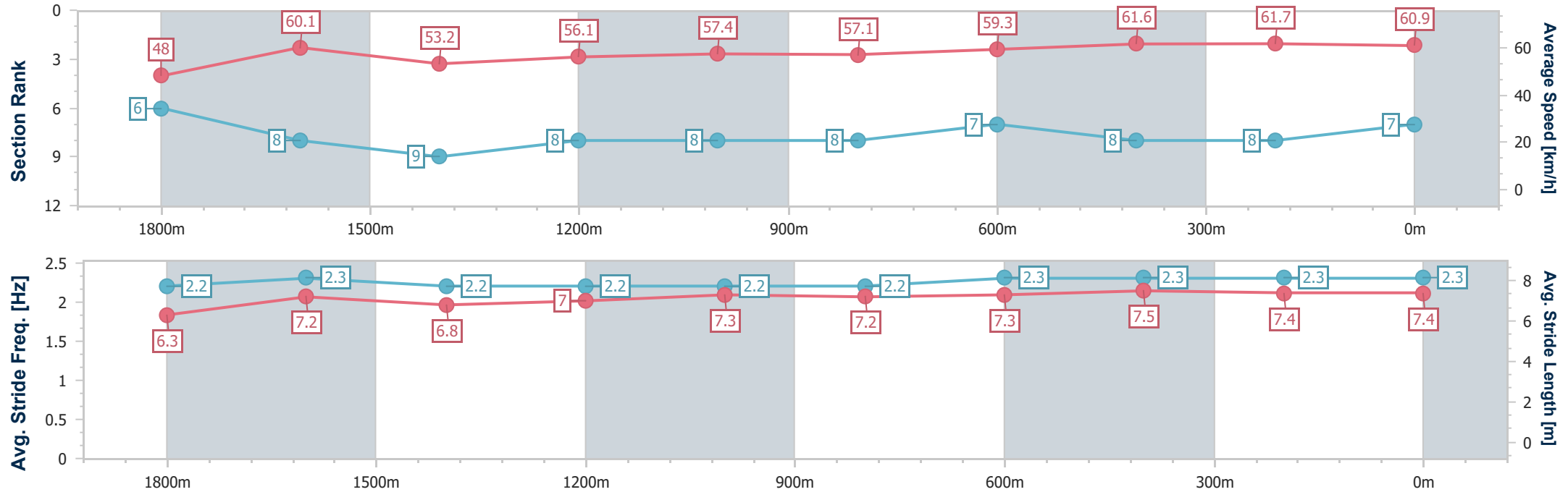
Horse/Jockey Name	Atlantic Royal
Final Rank	7
Fastest Section Time (Section)	0:11.84 (200m)
Top Speed [km/h] (Section)	62.6 (400m)
Race State	Finished



DalbyProfessional  
Race 9: SOUTH SIDE BUTCHERY & BUTCHERS PANTRY  
RATINGS BAND 0 - 58 Handicap - 2000m  
02 October 2025 - 17:15  
Track Rating: Good 4, Weather: Fine, Rail Position: +2m 600m-300m; True Remainder



Section	Overall	1800m	1600m	1400m	1200m	1000m	800m	600m	400m	200m			
Section Times	2:06.59 [7] (0:14.97)	1:51.62 [6] (0:12.01)	1:39.61 [8] (0:13.55)	1:26.06 [9] (0:12.94)	1:13.12 [8] (0:12.59)	1:00.53 [8] (0:12.69)	0:47.84 [8] (0:12.28)	0:35.56 [7] (0:11.87)	0:23.69 [8] (0:11.85)	0:11.84 [8] (0:11.84)			
Average Speed [km/h]	48.0	60.1	53.2	56.1	57.4	57.1	59.3	61.6	61.7	60.9			
Top Speed [km/h]	61.5	61.4	56.4	57.7	58.4	58.5	61.0	62.4	62.6	62.6			
Avg. Dist. to Rail [m]	4.2	0.3	0.8	1.6	2.4	2.7	2.6	2.0	6.7	4.6			
Avg. Stride Freq. [Hz]	2.2	2.3	2.2	2.2	2.2	2.2	2.3	2.3	2.3	2.3			
Avg. Stride Length [m]	6.3	7.2	6.8	7.0	7.3	7.2	7.3	7.5	7.4	7.4			





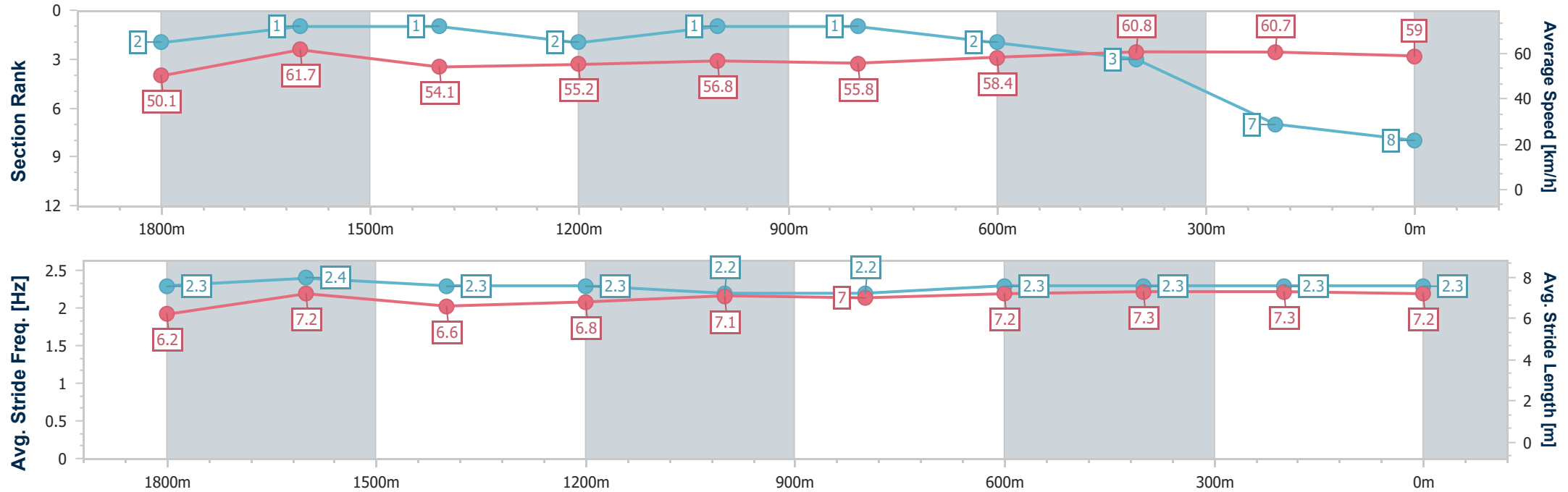
Horse/Jockey Name	He's Viral
Final Rank	8
Fastest Section Time (Section)	0:11.63 (1800m)
Top Speed [km/h] (Section)	64.6 (1800m)
Race State	Finished



DalbyProfessional  
Race 9: SOUTH SIDE BUTCHERY & BUTCHERS PANTRY  
RATINGS BAND 0 - 58 Handicap - 2000m  
02 October 2025 - 17:15  
Track Rating: Good 4, Weather: Fine, Rail Position: +2m 600m-300m; True Remainder



Section	Overall	1800m	1600m	1400m	1200m	1000m	800m	600m	400m	200m			
Section Times	2:06.65 [8] (0:14.45)	1:52.20 [2] (0:11.63)	1:40.57 [1] (0:13.39)	1:27.18 [1] (0:13.12)	1:14.06 [2] (0:12.73)	1:01.33 [1] (0:12.96)	0:48.37 [1] (0:12.36)	0:36.01 [2] (0:11.85)	0:24.16 [3] (0:11.99)	0:12.17 [7] (0:12.17)			
Average Speed [km/h]	50.1	61.7	54.1	55.2	56.8	55.8	58.4	60.8	60.7	59.0			
Top Speed [km/h]	64.6	64.6	55.5	57.4	57.8	56.7	61.1	61.4	61.4	61.3			
Avg. Dist. to Rail [m]	8.3	2.0	0.8	0.6	1.5	2.0	1.2	0.7	4.0	3.9			
Avg. Stride Freq. [Hz]	2.3	2.4	2.3	2.3	2.2	2.2	2.3	2.3	2.3	2.3			
Avg. Stride Length [m]	6.2	7.2	6.6	6.8	7.1	7.0	7.2	7.3	7.3	7.2			





Horse/Jockey Name	Roman Dagger
Final Rank	9
Fastest Section Time (Section)	0:11.65 (1800m)
Top Speed [km/h] (Section)	63.1 (1800m)
Race State	Finished



DalbyProfessional  
Race 9: SOUTH SIDE BUTCHERY & BUTCHERS PANTRY  
RATINGS BAND 0 - 58 Handicap - 2000m  
02 October 2025 - 17:15  
Track Rating: Good 4, Weather: Fine, Rail Position: +2m 600m-300m; True Remainder



Section	Overall	1800m	1600m	1400m	1200m	1000m	800m	600m	400m	200m			
Section Times	2:07.80 [9] (0:15.05)	1:52.75 [7] (0:11.65)	1:41.10 [6] (0:13.26)	1:27.84 [5] (0:13.29)	1:14.55 [7] (0:12.75)	1:01.80 [7] (0:12.69)	0:49.11 [7] (0:12.36)	0:36.75 [8] (0:12.34)	0:24.41 [9] (0:12.14)	0:12.27 [9] (0:12.27)			
Average Speed [km/h]	47.9	61.9	55.7	55.0	56.9	57.2	59.1	59.1	59.6	58.6			
Top Speed [km/h]	63.0	63.1	59.7	56.1	58.0	57.9	60.3	60.3	60.2	59.6			
Avg. Dist. to Rail [m]	10.5	4.4	3.8	2.9	2.5	3.5	3.3	1.9	1.3	1.6			
Avg. Stride Freq. [Hz]	2.3	2.4	2.3	2.2	2.2	2.3	2.3	2.3	2.3	2.3			
Avg. Stride Length [m]	6.1	7.2	6.8	6.8	7.1	7.0	7.2	7.2	7.2	7.1			

