



Rockhampton Professional

Race 1: LIVE AND FREE Maiden Handicap - 1300m

03 October 2025 - 13:10



Track Rating: Soft 5, Weather: Fine, Rail Position: 0.5 metre Entire Course.

Section		Overall				1200m	1000m	800m	600m	400m	Last 600m	
Field Times		1:17.20				1:09.59	0:58.45	0:47.10	0:34.66	0:23.14	0:34.66	
		(0:07.61)				(0:11.14)	(0:11.35)	(0:12.44)	(0:11.52)	(0:11.13)		
Rank	TAB	Horse/Jockey	Barrier	Top Speed [km/h]	Fastest Section							Distance Travelled [m]
1	8	SHEEZA FLING	5	67.0	0:07.61	1:17.20 [1]	1:09.59 [2]	0:58.28 [2]	0:46.82 [2]	0:34.38 [2]	0:23.11 [2]	0:34.38
		Nikki Olzard		400m	Overall	(0:07.61)	(0:11.31)	(0:11.46)	(0:12.44)	(0:11.27)	(0:11.10)	
2	4	GRUMPYWANTSATISSUE	2	65.5	0:07.67	1:17.55 [2]	1:09.88 [3]	0:58.33 [4]	0:46.72 [4]	0:34.48 [4]	0:23.07 [3]	0:34.48 +3
		Raul Silvera Olivera		400m	Overall	(0:07.67)	(0:11.55)	(0:11.61)	(0:12.24)	(0:11.41)	(0:11.19)	
3	7	MAHTIKKAINSTINCT	6	65.8	0:08.33	1:17.75 [3]	1:09.42 [9]	0:57.85 [8]	0:46.38 [9]	0:34.36 [8]	0:23.00 [7]	0:34.36 +3
		Jason Taylor		400m	Overall	(0:08.33)	(0:11.57)	(0:11.47)	(0:12.02)	(0:11.36)	(0:11.10)	
4	1	HOT SUMMER	8	65.4	0:07.86	1:17.89 [4]	1:10.03 [6]	0:58.22 [6]	0:46.75 [6]	0:34.58 [6]	0:23.14 [7]	0:34.58 +5
		Jackson Murphy		600m	Overall	(0:07.86)	(0:11.81)	(0:11.47)	(0:12.17)	(0:11.44)	(0:11.21)	
5	2	SAN JUAN	3	66.0	0:07.81	1:18.10 [5]	1:10.29 [4]	0:58.69 [5]	0:47.12 [5]	0:34.94 [5]	0:23.55 [5]	0:34.94 +6
		Sean Cormack		600m	Overall	(0:07.81)	(0:11.60)	(0:11.57)	(0:12.18)	(0:11.39)	(0:11.29)	
6	9	ATLANTIC LACE	10	67.2	0:08.15	1:18.12 [6]	1:09.97 [8]	0:58.15 [9]	0:46.76 [8]	0:34.68 [9]	0:23.26 [9]	0:34.68 +6
		Sarah Robbins		400m	Overall	(0:08.15)	(0:11.82)	(0:11.39)	(0:12.08)	(0:11.42)	(0:11.01)	
7	10	SEWN UP	9	65.7	0:07.91	1:18.12 [7]	1:10.21 [7]	0:58.37 [7]	0:46.86 [7]	0:34.76 [7]	0:23.38 [6]	0:34.76 +3
		Tahlia Fenlon		600m	Overall	(0:07.91)	(0:11.84)	(0:11.51)	(0:12.10)	(0:11.38)	(0:11.23)	
8	6	SUNSHINE RUBY	7	66.5	0:07.61	1:18.32 [8]	1:10.71 [1]	0:59.57 [1]	0:48.22 [1]	0:35.78 [1]	0:24.26 [1]	0:35.78 +4
		Adam Sewell		1000m	Overall	(0:07.61)	(0:11.14)	(0:11.35)	(0:12.44)	(0:11.52)	(0:11.48)	
9	3	CASH PIT	4	65.6	0:07.84	1:18.42 [9]	1:10.58 [5]	0:59.22 [3]	0:47.68 [3]	0:35.39 [3]	0:23.93 [4]	0:35.39 +5
		Les Tilley		1200m	Overall	(0:07.84)	(0:11.36)	(0:11.54)	(0:12.29)	(0:11.46)	(0:11.43)	

Scratched: Run Freda Run (#5)



Rockhampton Professional

Race 1: LIVE AND FREE Maiden Handicap - 1300m

03 October 2025 - 13:10



Track Rating: Soft 5, Weather: Fine, Rail Position: 0.5 metre Entire Course.

Section		Field Times		200m		Last 600m			
				0:12.01		0:34.66			
				(0:12.01)					
Rank	TAB	Horse/Jockey	Barrier	Top Speed [km/h]	Fastest Section	Margin			Distance Travelled [m]
1	8	SHEEZA FLING	5	67.0	0:07.61	0:12.01 [1]	1:17.20		0:34.38
		Nikki Olzard		400m	Overall	(0:12.01)			
2	4	GRUMPYWANTSATISSUE	2	65.5	0:07.67	0:11.88 [3]	2.04L		0:34.48 +3
		Raul Silvera Olivera		400m	Overall	(0:11.88)			
3	7	MAHTIKKAINSTINCT	6	65.8	0:08.33	0:11.90 [5]	3.22L		0:34.36 +3
		Jason Taylor		400m	Overall	(0:11.90)			
4	1	HOT SUMMER	8	65.4	0:07.86	0:11.93 [8]	4.06L		0:34.58 +5
		Jackson Murphy		600m	Overall	(0:11.93)			
5	2	SAN JUAN	3	66.0	0:07.81	0:12.26 [4]	5.27L		0:34.94 +6
		Sean Cormack		600m	Overall	(0:12.26)			
6	9	ATLANTIC LACE	10	67.2	0:08.15	0:12.25 [6]	5.38L		0:34.68 +6
		Sarah Robbins		400m	Overall	(0:12.25)			
7	10	SEWN UP	9	65.7	0:07.91	0:12.15 [9]	5.39L		0:34.76 +3
		Tahlia Fenlon		600m	Overall	(0:12.15)			
8	6	SUNSHINE RUBY	7	66.5	0:07.61	0:12.78 [2]	6.55L		0:35.78 +4
		Adam Sewell		1000m	Overall	(0:12.78)			
9	3	CASH PIT	4	65.6	0:07.84	0:12.50 [7]	7.12L		0:35.39 +5
		Les Tilley		1200m	Overall	(0:12.50)			

Scratched: Run Freda Run (#5)



Horse/Jockey Name	Sheeza Fling
Final Rank	1
Fastest Section Time (Section)	0:07.61 (Overall)
Top Speed [km/h] (Section)	67.0 (400m)
Race State	Finished



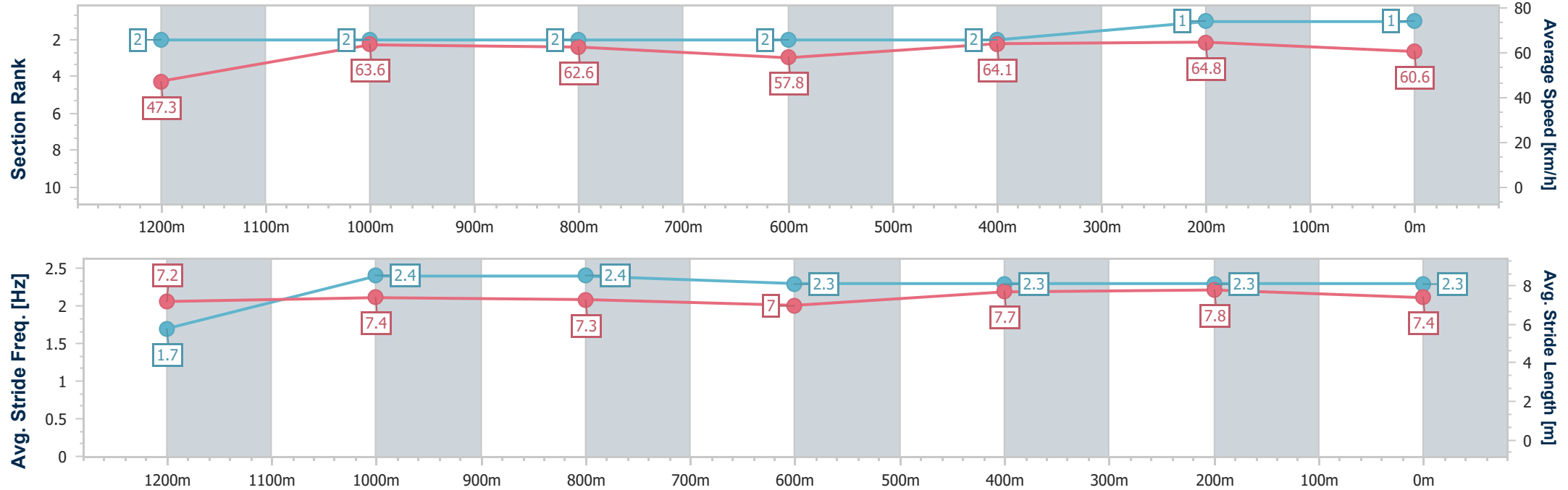
RockhamptonProfessional
Race 1: LIVE AND FREE Maiden Handicap - 1300m

03 October 2025 - 13:10

Track Rating: Soft 5, Weather: Fine, Rail Position: 0.5 metre Entire Course.



Section	Overall	1200m	1000m	800m	600m	400m	200m						
Section Times	1:17.20 [1] (0:07.61)	1:09.59 [2] (0:11.31)	0:58.28 [2] (0:11.46)	0:46.82 [2] (0:12.44)	0:34.38 [2] (0:11.27)	0:23.11 [2] (0:11.10)	0:12.01 [1] (0:12.01)						
Average Speed [km/h]	47.3	63.6	62.6	57.8	64.1	64.8	60.6						
Top Speed [km/h]	60.1	65.1	65.6	59.8	66.8	67.0	63.5						
Avg. Dist. to Rail [m]	7.9	1.2	1.0	0.8	1.3	3.0	5.0						
Avg. Stride Freq. [Hz]	1.7	2.4	2.4	2.3	2.3	2.3	2.3						
Avg. Stride Length [m]	7.2	7.4	7.3	7.0	7.7	7.8	7.4						





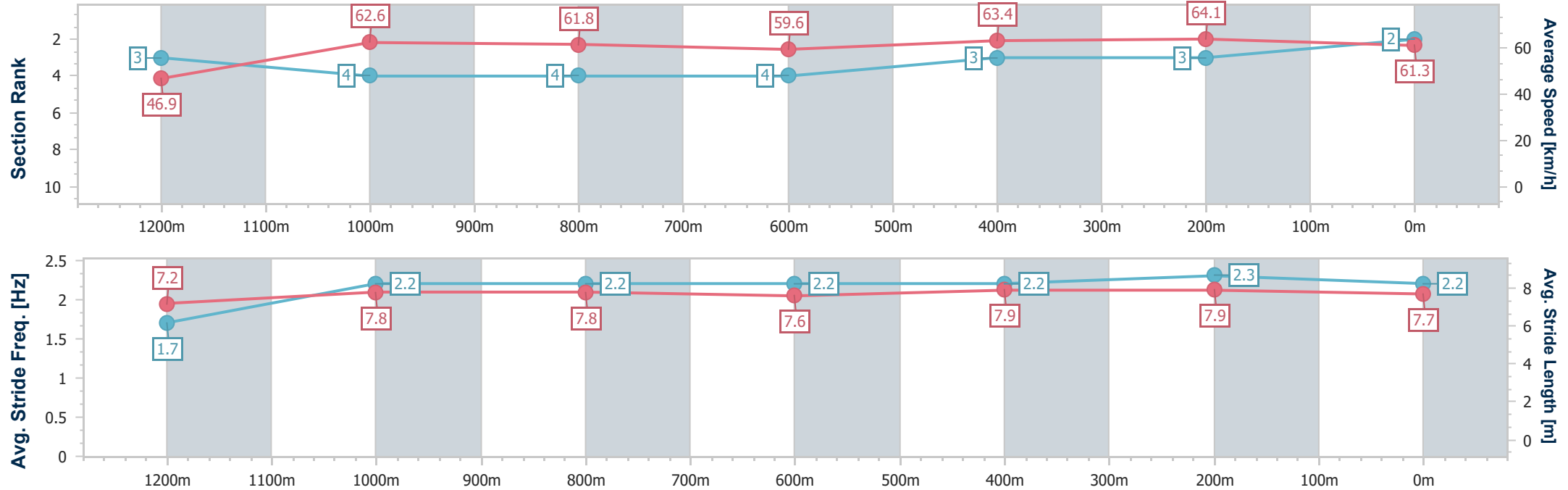
Horse/Jockey Name	Grumpywantsatissue
Final Rank	2
Fastest Section Time (Section)	0:07.67 (Overall)
Top Speed [km/h] (Section)	65.5 (400m)
Race State	Finished



RockhamptonProfessional
Race 1: LIVE AND FREE Maiden Handicap - 1300m
03 October 2025 - 13:10
Track Rating: Soft 5, Weather: Fine, Rail Position: 0.5 metre Entire Course.



Section	Overall	1200m	1000m	800m	600m	400m	200m						
Section Times	1:17.55 [2] (0:07.67)	1:09.88 [3] (0:11.55)	0:58.33 [4] (0:11.61)	0:46.72 [4] (0:12.24)	0:34.48 [4] (0:11.41)	0:23.07 [3] (0:11.19)	0:11.88 [3] (0:11.88)						
Average Speed [km/h]	46.9	62.6	61.8	59.6	63.4	64.1	61.3						
Top Speed [km/h]	60.2	64.7	63.9	61.9	65.2	65.5	63.1						
Avg. Dist. to Rail [m]	6.2	0.5	0.5	1.8	3.1	3.9	4.9						
Avg. Stride Freq. [Hz]	1.7	2.2	2.2	2.2	2.2	2.3	2.2						
Avg. Stride Length [m]	7.2	7.8	7.8	7.6	7.9	7.9	7.7						





Horse/Jockey Name	Mahtikkainstinct
Final Rank	3
Fastest Section Time (Section)	0:08.33 (Overall)
Top Speed [km/h] (Section)	65.8 (400m)
Race State	Finished

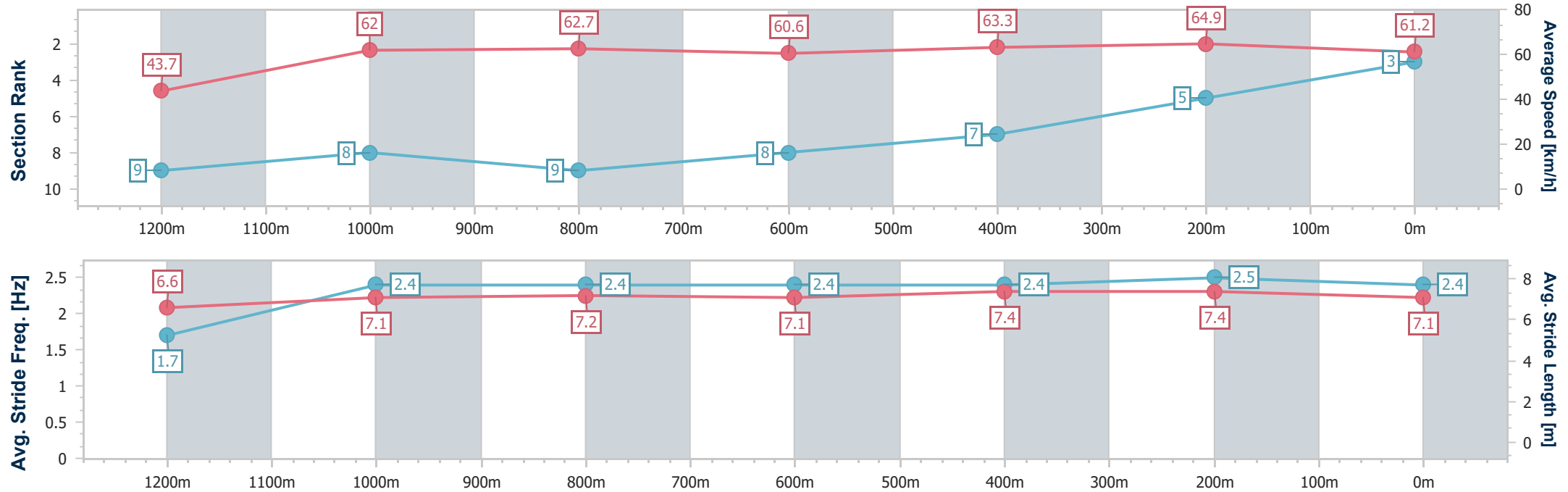


RockhamptonProfessional
Race 1: LIVE AND FREE Maiden Handicap - 1300m

03 October 2025 - 13:10
Track Rating: Soft 5, Weather: Fine, Rail Position: 0.5 metre Entire Course.



Section	Overall	1200m	1000m	800m	600m	400m	200m						
Section Times	1:17.75 [3] (0:08.33)	1:09.42 [9] (0:11.57)	0:57.85 [8] (0:11.47)	0:46.38 [9] (0:12.02)	0:34.36 [8] (0:11.36)	0:23.00 [7] (0:11.10)	0:11.90 [5] (0:11.90)						
Average Speed [km/h]	43.7	62.0	62.7	60.6	63.3	64.9	61.2						
Top Speed [km/h]	64.1	64.7	64.0	62.3	65.6	65.8	63.7						
Avg. Dist. to Rail [m]	9.7	0.8	0.6	1.5	2.9	3.3	5.4						
Avg. Stride Freq. [Hz]	1.7	2.4	2.4	2.4	2.4	2.5	2.4						
Avg. Stride Length [m]	6.6	7.1	7.2	7.1	7.4	7.4	7.1						





Horse/Jockey Name	Hot Summer
Final Rank	4
Fastest Section Time (Section)	0:07.86 (Overall)
Top Speed [km/h] (Section)	65.4 (600m)
Race State	Finished



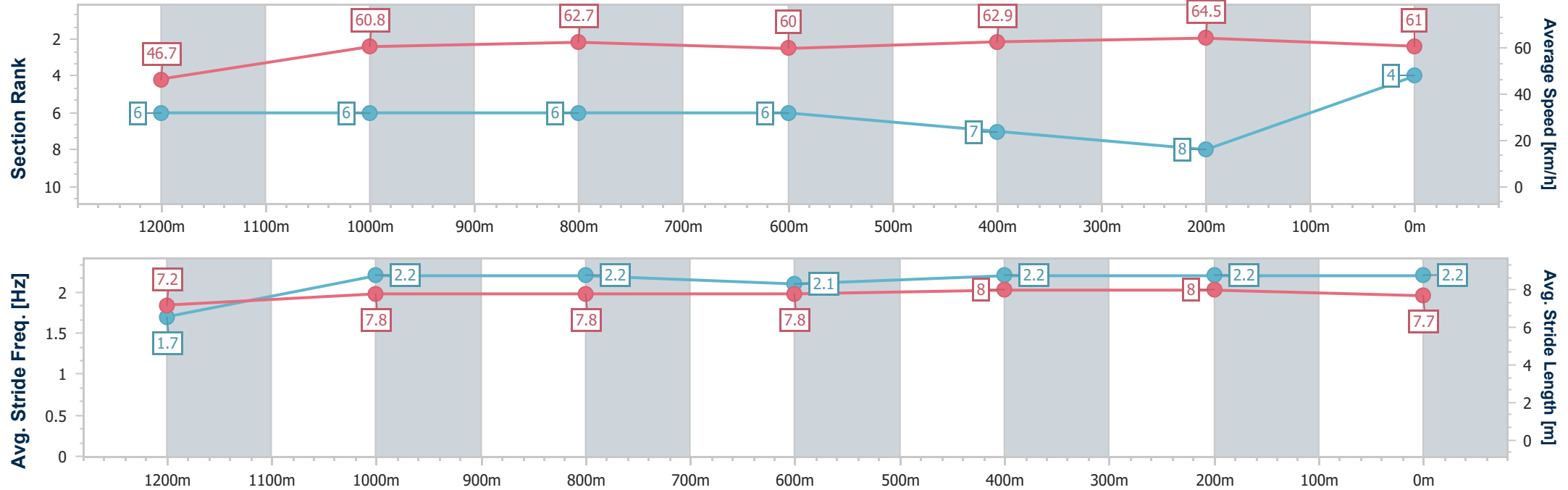
RockhamptonProfessional
Race 1: LIVE AND FREE Maiden Handicap - 1300m

03 October 2025 - 13:10

Track Rating: Soft 5, Weather: Fine, Rail Position: 0.5 metre Entire Course.



Section	Overall	1200m	1000m	800m	600m	400m	200m						
Section Times	1:17.89 [4] (0:07.86)	1:10.03 [6] (0:11.81)	0:58.22 [6] (0:11.47)	0:46.75 [6] (0:12.17)	0:34.58 [6] (0:11.44)	0:23.14 [7] (0:11.21)	0:11.93 [8] (0:11.93)						
Average Speed [km/h]	46.7	60.8	62.7	60.0	62.9	64.5	61.0						
Top Speed [km/h]	59.4	63.6	65.4	61.4	65.4	65.0	62.9						
Avg. Dist. to Rail [m]	11.9	0.9	0.6	1.7	3.6	6.6	8.9						
Avg. Stride Freq. [Hz]	1.7	2.2	2.2	2.1	2.2	2.2	2.2						
Avg. Stride Length [m]	7.2	7.8	7.8	7.8	8.0	8.0	7.7						





Horse/Jockey Name	San Juan
Final Rank	5
Fastest Section Time (Section)	0:07.81 (Overall)
Top Speed [km/h] (Section)	66.0 (600m)
Race State	Finished



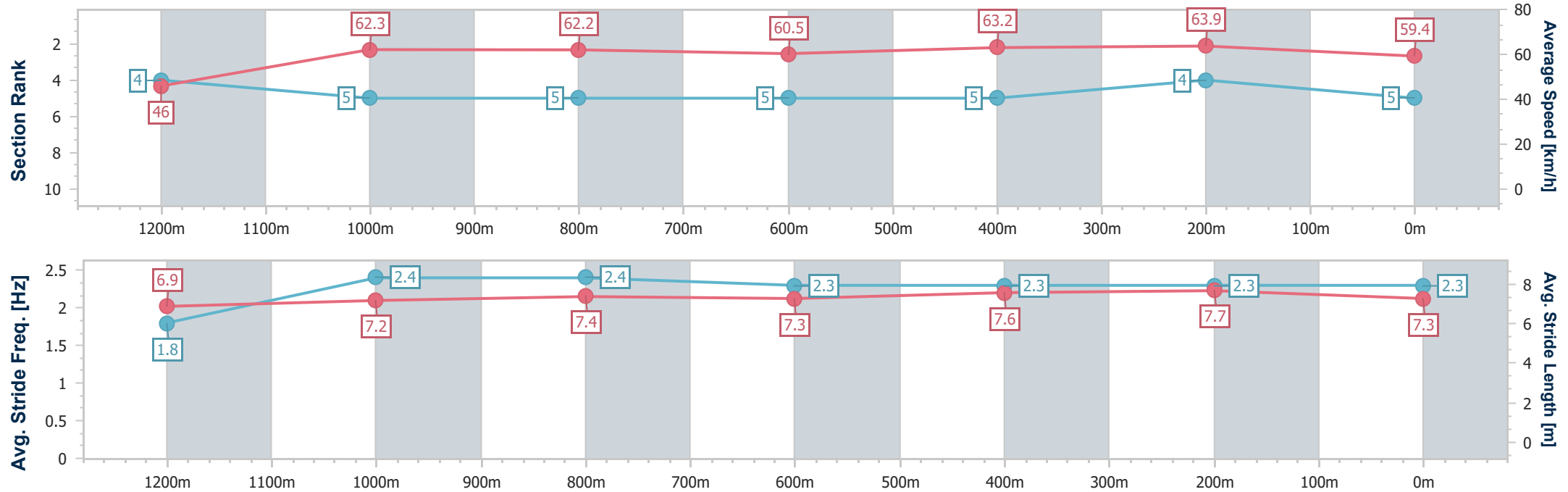
RockhamptonProfessional
Race 1: LIVE AND FREE Maiden Handicap - 1300m

03 October 2025 - 13:10

Track Rating: Soft 5, Weather: Fine, Rail Position: 0.5 metre Entire Course.



Section	Overall	1200m	1000m	800m	600m	400m	200m						
Section Times	1:18.10 [5] (0:07.81)	1:10.29 [4] (0:11.60)	0:58.69 [5] (0:11.57)	0:47.12 [5] (0:12.18)	0:34.94 [5] (0:11.39)	0:23.55 [5] (0:11.29)	0:12.26 [4] (0:12.26)						
Average Speed [km/h]	46.0	62.3	62.2	60.5	63.2	63.9	59.4						
Top Speed [km/h]	60.8	64.4	65.4	62.1	66.0	65.5	62.0						
Avg. Dist. to Rail [m]	7.6	0.6	0.7	2.6	5.7	6.6	7.4						
Avg. Stride Freq. [Hz]	1.8	2.4	2.4	2.3	2.3	2.3	2.3						
Avg. Stride Length [m]	6.9	7.2	7.4	7.3	7.6	7.7	7.3						





Horse/Jockey Name	Atlantic Lace
Final Rank	6
Fastest Section Time (Section)	0:08.15 (Overall)
Top Speed [km/h] (Section)	67.2 (400m)
Race State	Finished



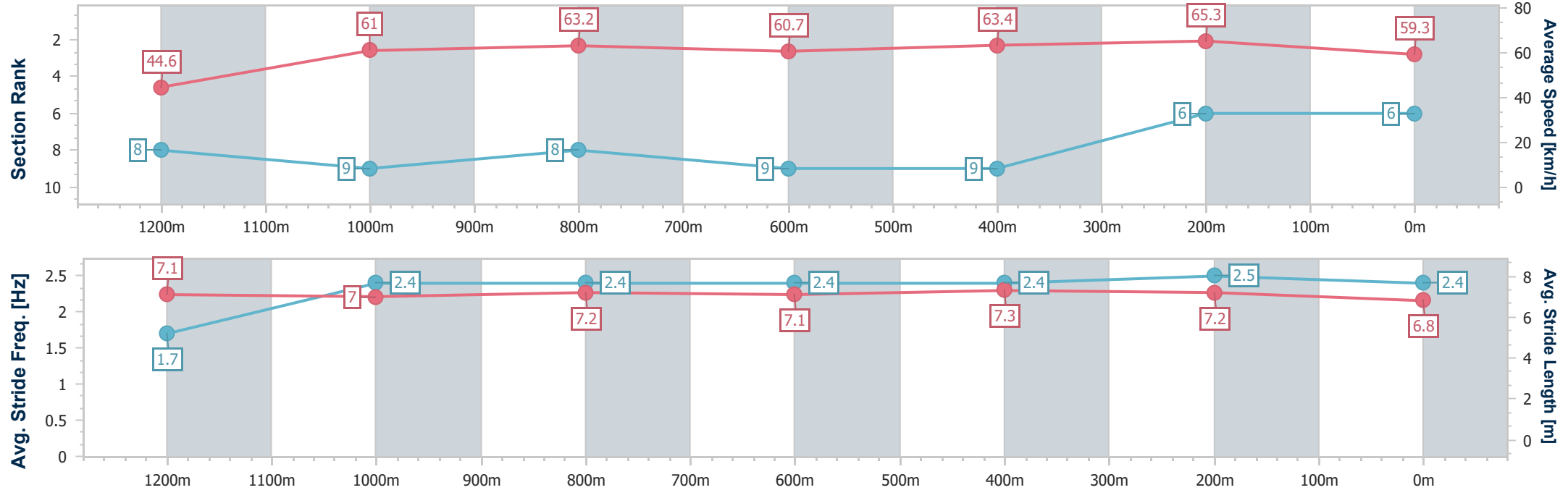
RockhamptonProfessional
Race 1: LIVE AND FREE Maiden Handicap - 1300m

03 October 2025 - 13:10

Track Rating: Soft 5, Weather: Fine, Rail Position: 0.5 metre Entire Course.



Section	Overall	1200m	1000m	800m	600m	400m	200m						
Section Times	1:18.12 [6] (0:08.15)	1:09.97 [8] (0:11.82)	0:58.15 [9] (0:11.39)	0:46.76 [8] (0:12.08)	0:34.68 [9] (0:11.42)	0:23.26 [9] (0:11.01)	0:12.25 [6] (0:12.25)						
Average Speed [km/h]	44.6	61.0	63.2	60.7	63.4	65.3	59.3						
Top Speed [km/h]	58.4	63.9	64.6	62.7	66.7	67.2	62.1						
Avg. Dist. to Rail [m]	13.6	0.8	0.5	2.3	4.4	7.4	9.7						
Avg. Stride Freq. [Hz]	1.7	2.4	2.4	2.4	2.4	2.5	2.4						
Avg. Stride Length [m]	7.1	7.0	7.2	7.1	7.3	7.2	6.8						





Horse/Jockey Name	Sewn Up
Final Rank	7
Fastest Section Time (Section)	0:07.91 (Overall)
Top Speed [km/h] (Section)	65.7 (600m)
Race State	Finished



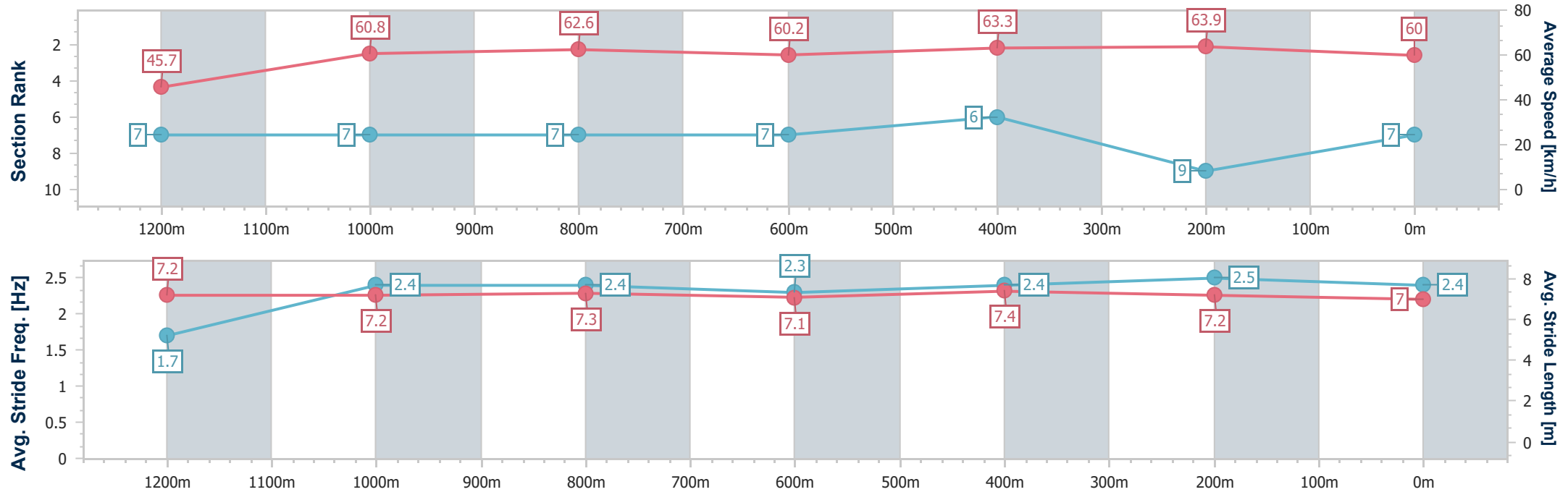
RockhamptonProfessional
Race 1: LIVE AND FREE Maiden Handicap - 1300m

03 October 2025 - 13:10

Track Rating: Soft 5, Weather: Fine, Rail Position: 0.5 metre Entire Course.



Section	Overall	1200m	1000m	800m	600m	400m	200m						
Section Times	1:18.12 [7] (0:07.91)	1:10.21 [7] (0:11.84)	0:58.37 [7] (0:11.51)	0:46.86 [7] (0:12.10)	0:34.76 [7] (0:11.38)	0:23.38 [6] (0:11.23)	0:12.15 [9] (0:12.15)						
Average Speed [km/h]	45.7	60.8	62.6	60.2	63.3	63.9	60.0						
Top Speed [km/h]	61.4	64.8	64.8	61.9	65.7	65.7	62.5						
Avg. Dist. to Rail [m]	12.7	1.5	0.4	1.4	4.5	7.0	9.0						
Avg. Stride Freq. [Hz]	1.7	2.4	2.4	2.3	2.4	2.5	2.4						
Avg. Stride Length [m]	7.2	7.2	7.3	7.1	7.4	7.2	7.0						



- [] Ranking at each section and finish
- .-.- No data available at this section
- NA No data available



Horse/Jockey Name	Sunshine Ruby
Final Rank	8
Fastest Section Time (Section)	0:07.61 (Overall)
Top Speed [km/h] (Section)	66.5 (1000m)
Race State	Finished



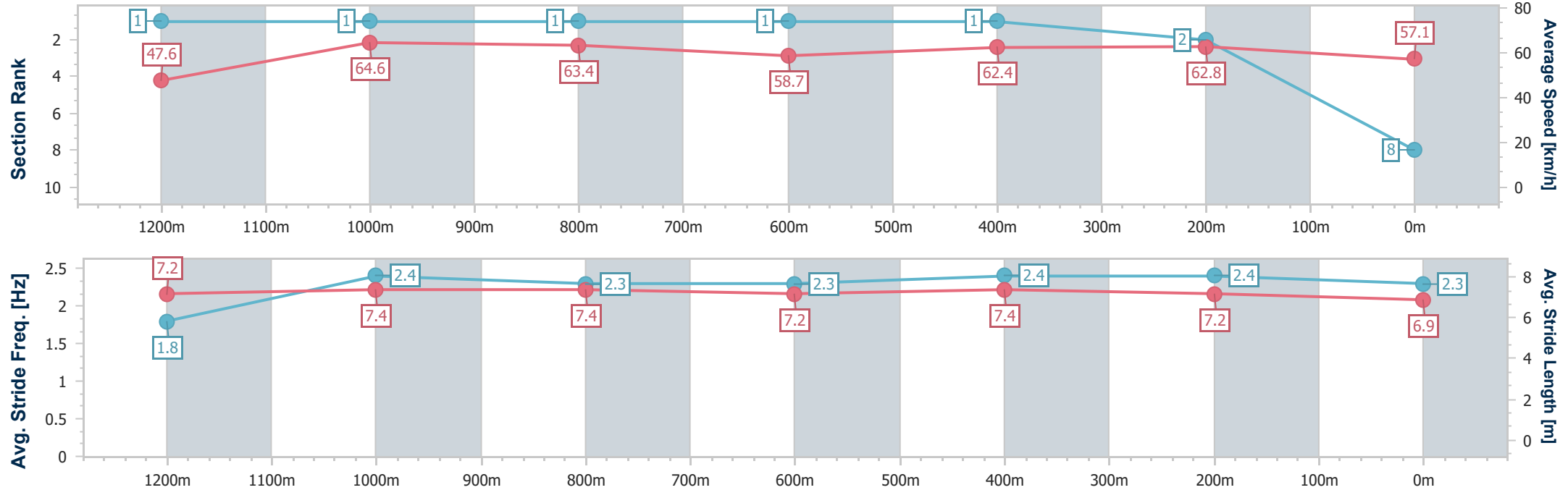
RockhamptonProfessional
Race 1: LIVE AND FREE Maiden Handicap - 1300m

03 October 2025 - 13:10

Track Rating: Soft 5, Weather: Fine, Rail Position: 0.5 metre Entire Course.



Section	Overall	1200m	1000m	800m	600m	400m	200m						
Section Times	1:18.32 [8] (0:07.61)	1:10.71 [1] (0:11.14)	0:59.57 [1] (0:11.35)	0:48.22 [1] (0:12.44)	0:35.78 [1] (0:11.52)	0:24.26 [1] (0:11.48)	0:12.78 [2] (0:12.78)						
Average Speed [km/h]	47.6	64.6	63.4	58.7	62.4	62.8	57.1						
Top Speed [km/h]	62.2	66.3	66.5	61.1	65.4	65.6	60.6						
Avg. Dist. to Rail [m]	11.0	1.4	0.4	1.8	2.3	1.9	1.9						
Avg. Stride Freq. [Hz]	1.8	2.4	2.3	2.3	2.4	2.4	2.3						
Avg. Stride Length [m]	7.2	7.4	7.4	7.2	7.4	7.2	6.9						





Horse/Jockey Name	Cash Pit
Final Rank	9
Fastest Section Time (Section)	0:07.84 (Overall)
Top Speed [km/h] (Section)	65.6 (1200m)
Race State	Finished



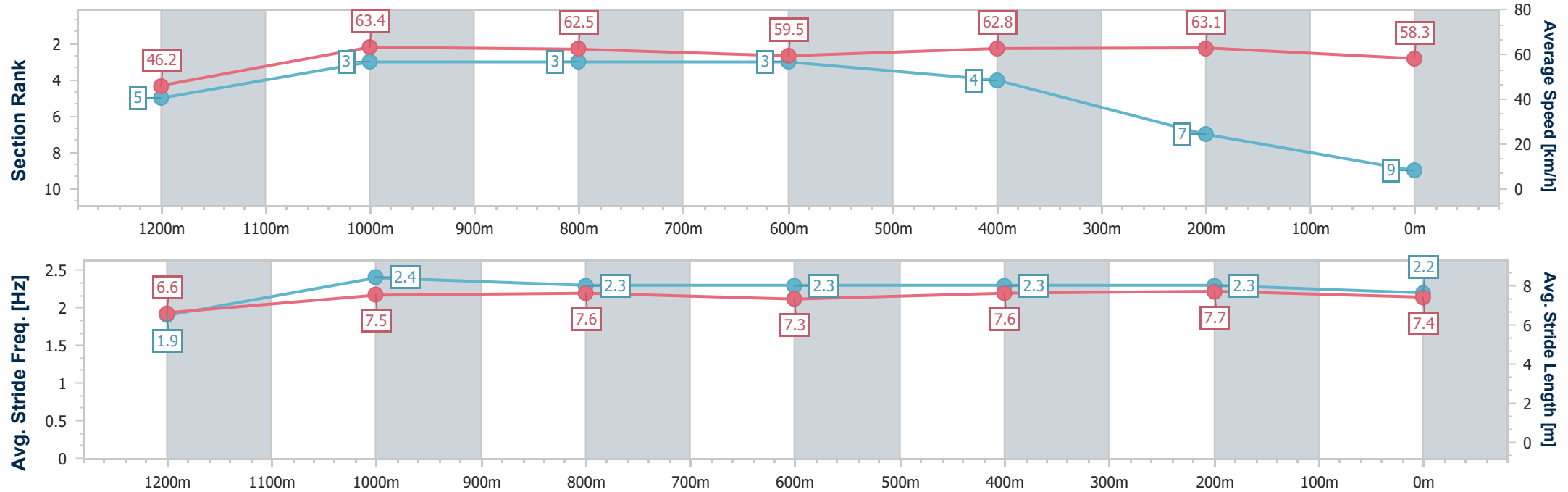
RockhamptonProfessional
Race 1: LIVE AND FREE Maiden Handicap - 1300m

03 October 2025 - 13:10

Track Rating: Soft 5, Weather: Fine, Rail Position: 0.5 metre Entire Course.



Section	Overall	1200m	1000m	800m	600m	400m	200m						
Section Times	1:18.42 [9] (0:07.84)	1:10.58 [5] (0:11.36)	0:59.22 [3] (0:11.54)	0:47.68 [3] (0:12.29)	0:35.39 [3] (0:11.46)	0:23.93 [4] (0:11.43)	0:12.50 [7] (0:12.50)						
Average Speed [km/h]	46.2	63.4	62.5	59.5	62.8	63.1	58.3						
Top Speed [km/h]	60.5	65.6	64.9	61.4	64.7	64.8	60.8						
Avg. Dist. to Rail [m]	8.2	0.8	0.3	2.0	4.6	5.2	6.3						
Avg. Stride Freq. [Hz]	1.9	2.4	2.3	2.3	2.3	2.3	2.2						
Avg. Stride Length [m]	6.6	7.5	7.6	7.3	7.6	7.7	7.4						





Rockhampton Professional

Race 2: TURN IT UP! RATINGS BAND 0 - 60 Handicap - 1400m

03 October 2025 - 13:39



Track Rating: Soft 5, Weather: Fine, Rail Position: 0.5 metre Entire Course.

Section						Overall	1200m	1000m	800m	600m	400m	Last 600m	
Field Times						1:22.22 (0:12.42)	1:09.80 (0:11.02)	0:58.78 (0:11.07)	0:47.71 (0:11.73)	0:35.98 (0:11.35)	0:24.63 (0:11.93)	0:35.98	
Rank	TAB	Horse/Jockey	Barrier	Top Speed [km/h]	Fastest Section								Distance Travelled [m]
1	2	TIZSO FAB	1	68.9	0:10.97	1:22.22 [1]	1:09.63 [2]	0:58.66 [2]	0:47.53 [3]	0:35.75 [3]	0:24.32 [2]	0:35.75	
		Tahlia Fenlon		Overall	1200m	(0:12.59)	(0:10.97)	(0:11.13)	(0:11.78)	(0:11.43)	(0:11.71)		
2	4	PRESSZORA	4	70.5	0:11.02	1:22.44 [2]	1:10.02 [1]	0:59.00 [1]	0:47.93 [1]	0:36.20 [1]	0:24.85 [1]	0:36.20	+0
		Ron Stewart		Overall	1200m	(0:12.42)	(0:11.02)	(0:11.07)	(0:11.73)	(0:11.35)	(0:11.93)		
3	6	CITIROC	5	68.3	0:10.69	1:23.05 [3]	1:09.43 [6]	0:58.74 [6]	0:47.90 [6]	0:36.25 [6]	0:24.75 [5]	0:36.25	-1
		Sean Cormack		1200m	1200m	(0:13.62)	(0:10.69)	(0:10.84)	(0:11.65)	(0:11.50)	(0:11.85)		
4	5	RARE AND RELIABLE	2	68.5	0:10.78	1:23.17 [4]	1:09.98 [5]	0:59.20 [5]	0:48.32 [4]	0:36.45 [5]	0:24.98 [4]	0:36.45	+3
		Les Tilley		Overall	1200m	(0:13.19)	(0:10.78)	(0:10.88)	(0:11.87)	(0:11.47)	(0:11.92)		
5	3	I SAY BOOM	3	67.5	0:10.85	1:23.35 [5]	1:10.30 [4]	0:59.45 [4]	0:48.47 [5]	0:36.71 [4]	0:25.27 [3]	0:36.71	-4
		Nikki Olzard		1200m	1200m	(0:13.05)	(0:10.85)	(0:10.98)	(0:11.76)	(0:11.44)	(0:11.96)		
6	1	ROTHFURY	6	68.4	0:10.76	1:25.43 [6]	1:12.57 [3]	1:01.81 [3]	0:50.79 [2]	0:39.01 [2]	0:27.07 [6]	0:39.01	+2
		Raul Silvera Olivera		Overall	1200m	(0:12.86)	(0:10.76)	(0:11.02)	(0:11.78)	(0:11.94)	(0:12.81)		

Scratched: I'm Famous (#7)



Rockhampton Professional
Race 2: TURN IT UP! RATINGS BAND 0 - 60 Handicap - 1400m
03 October 2025 - 13:39



Track Rating: Soft 5, Weather: Fine, Rail Position: 0.5 metre Entire Course.

Section Field Times				200m 0:12.70 (0:12.70)				Last 600m 0:35.98	
Rank	TAB	Horse/Jockey	Barrier	Top Speed [km/h]	Fastest Section	Margin		Distance Travelled [m]	
1	2	TIZSO FAB	1	68.9	0:10.97	0:12.61 [2]	1:22.22	0:35.75	
		Tahlia Fenlon		Overall	1200m	(0:12.61)			
2	4	PRESSZORA	4	70.5	0:11.02	0:12.92 [1]	1.28L	0:36.20	+0
		Ron Stewart		Overall	1200m	(0:12.92)			
3	6	CITIROC	5	68.3	0:10.69	0:12.90 [5]	4.9L	0:36.25	-1
		Sean Cormack		1200m	1200m	(0:12.90)			
4	5	RARE AND RELIABLE	2	68.5	0:10.78	0:13.06 [4]	5.61L	0:36.45	+3
		Les Tilley		Overall	1200m	(0:13.06)			
5	3	I SAY BOOM	3	67.5	0:10.85	0:13.31 [3]	6.62L	0:36.71	-4
		Nikki Olzard		1200m	1200m	(0:13.31)			
6	1	ROTHFURY	6	68.4	0:10.76	0:14.26 [6]	18.89L	0:39.01	+2
		Raul Silvera Olivera		Overall	1200m	(0:14.26)			

Scratched: I'm Famous (#7)



Horse/Jockey Name	Tizso Fab
Final Rank	1
Fastest Section Time (Section)	0:10.97 (1200m)
Top Speed [km/h] (Section)	68.9 (Overall)
Race State	Finished



RockhamptonProfessional

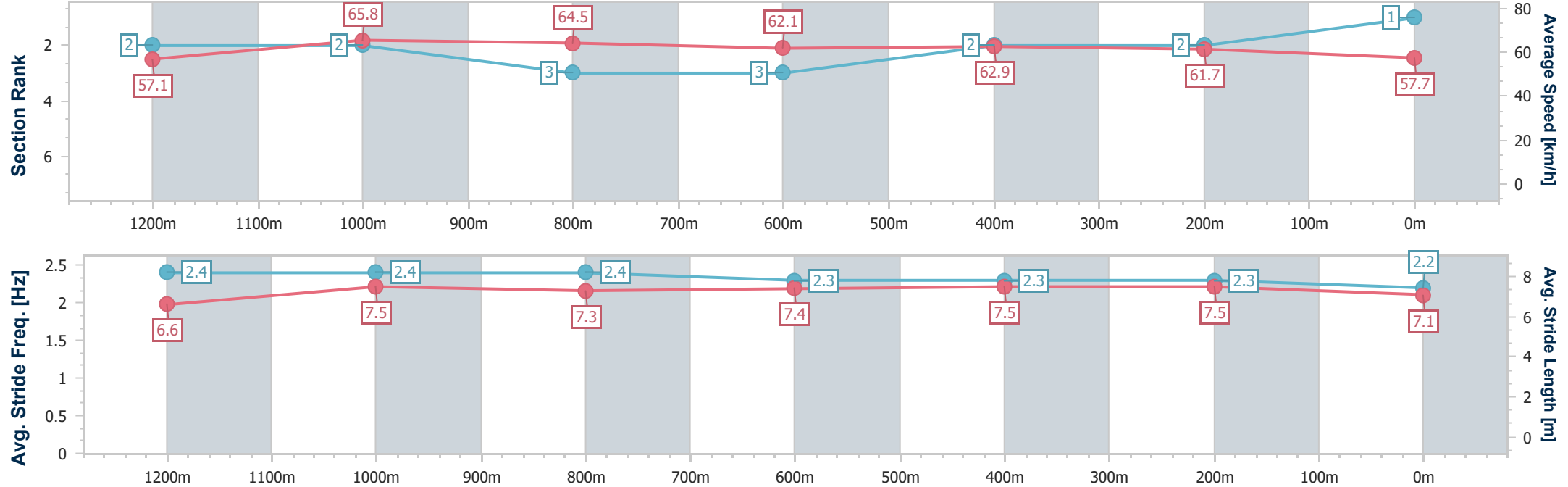
Race 2: TURN IT UP! RATINGS BAND 0 - 60 Handicap - 1400m

03 October 2025 - 13:39

Track Rating: Soft 5, Weather: Fine, Rail Position: 0.5 metre Entire Course.



Section	Overall	1200m	1000m	800m	600m	400m	200m						
Section Times	1:22.22 [1] (0:12.59)	1:09.63 [2] (0:10.97)	0:58.66 [2] (0:11.13)	0:47.53 [3] (0:11.78)	0:35.75 [3] (0:11.43)	0:24.32 [2] (0:11.71)	0:12.61 [2] (0:12.61)						
Average Speed [km/h]	57.1	65.8	64.5	62.1	62.9	61.7	57.7						
Top Speed [km/h]	68.9	67.8	66.6	62.9	63.3	62.9	59.4						
Avg. Dist. to Rail [m]	2.3	0.3	0.3	1.6	2.9	3.8	4.4						
Avg. Stride Freq. [Hz]	2.4	2.4	2.4	2.3	2.3	2.3	2.2						
Avg. Stride Length [m]	6.6	7.5	7.3	7.4	7.5	7.5	7.1						





Horse/Jockey Name	Presszora
Final Rank	2
Fastest Section Time (Section)	0:11.02 (1200m)
Top Speed [km/h] (Section)	70.5 (Overall)
Race State	Finished



RockhamptonProfessional

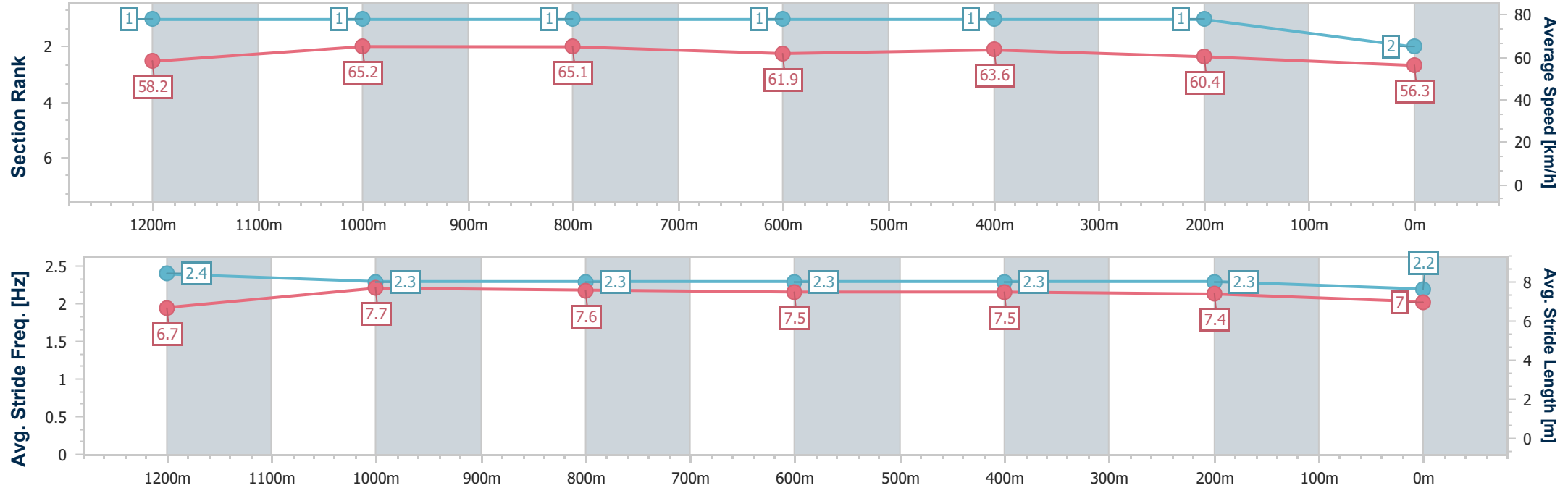
Race 2: TURN IT UP! RATINGS BAND 0 - 60 Handicap - 1400m

03 October 2025 - 13:39

Track Rating: Soft 5, Weather: Fine, Rail Position: 0.5 metre Entire Course.



Section	Overall	1200m	1000m	800m	600m	400m	200m						
Section Times	1:22.44 [2] (0:12.42)	1:10.02 [1] (0:11.02)	0:59.00 [1] (0:11.07)	0:47.93 [1] (0:11.73)	0:36.20 [1] (0:11.35)	0:24.85 [1] (0:11.93)	0:12.92 [1] (0:12.92)						
Average Speed [km/h]	58.2	65.2	65.1	61.9	63.6	60.4	56.3						
Top Speed [km/h]	70.5	67.8	66.8	63.2	63.9	63.2	57.8						
Avg. Dist. to Rail [m]	4.6	0.8	0.5	1.4	2.5	2.7	2.7						
Avg. Stride Freq. [Hz]	2.4	2.3	2.3	2.3	2.3	2.3	2.2						
Avg. Stride Length [m]	6.7	7.7	7.6	7.5	7.5	7.4	7.0						





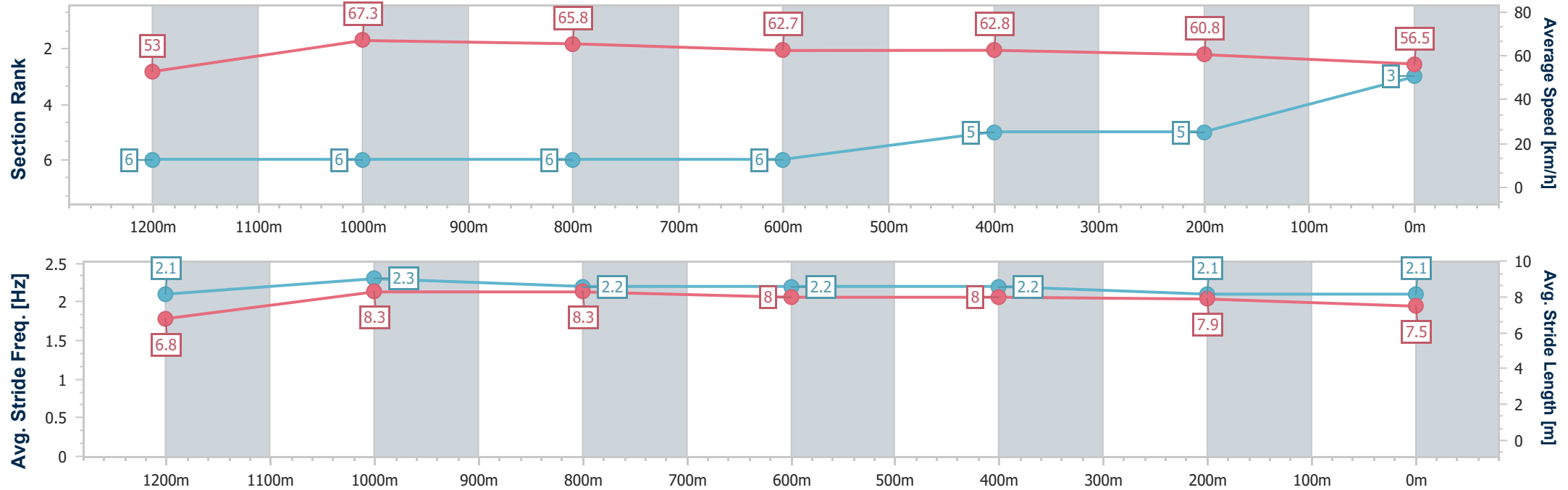
Horse/Jockey Name	Citiroc
Final Rank	3
Fastest Section Time (Section)	0:10.69 (1200m)
Top Speed [km/h] (Section)	68.3 (1200m)
Race State	Finished



RockhamptonProfessional
Race 2: TURN IT UP! RATINGS BAND 0 - 60 Handicap - 1400m
03 October 2025 - 13:39
Track Rating: Soft 5, Weather: Fine, Rail Position: 0.5 metre Entire Course.



Section	Overall	1200m	1000m	800m	600m	400m	200m						
Section Times	1:23.05 [3] (0:13.62)	1:09.43 [6] (0:10.69)	0:58.74 [6] (0:10.84)	0:47.90 [6] (0:11.65)	0:36.25 [6] (0:11.50)	0:24.75 [5] (0:11.85)	0:12.90 [5] (0:12.90)						
Average Speed [km/h]	53.0	67.3	65.8	62.7	62.8	60.8	56.5						
Top Speed [km/h]	67.1	68.3	67.0	65.3	63.3	63.0	58.6						
Avg. Dist. to Rail [m]	3.7	0.7	1.0	1.9	3.5	3.3	3.7						
Avg. Stride Freq. [Hz]	2.1	2.3	2.2	2.2	2.2	2.1	2.1						
Avg. Stride Length [m]	6.8	8.3	8.3	8.0	8.0	7.9	7.5						



[] Ranking at each section and finish
-.-.- No data available at this section
NA No data available



Horse/Jockey Name	Rare And Reliable
Final Rank	4
Fastest Section Time (Section)	0:10.78 (1200m)
Top Speed [km/h] (Section)	68.5 (Overall)
Race State	Finished



RockhamptonProfessional

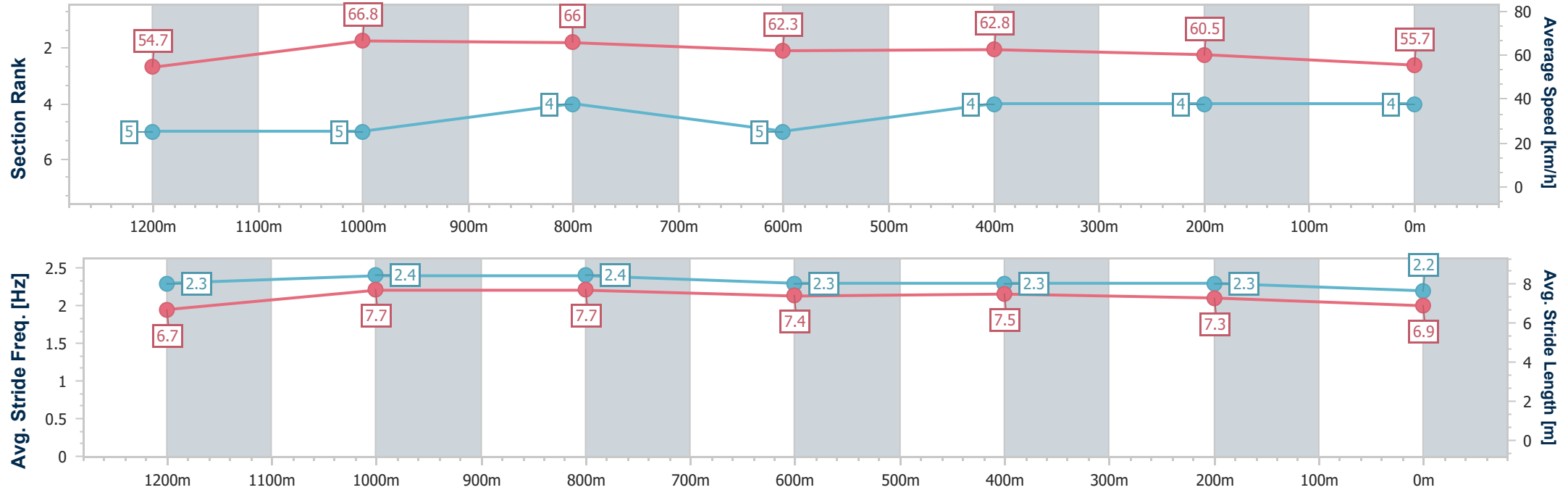
Race 2: TURN IT UP! RATINGS BAND 0 - 60 Handicap - 1400m

03 October 2025 - 13:39

Track Rating: Soft 5, Weather: Fine, Rail Position: 0.5 metre Entire Course.



Section	Overall	1200m	1000m	800m	600m	400m	200m						
Section Times	1:23.17 [4] (0:13.19)	1:09.98 [5] (0:10.78)	0:59.20 [5] (0:10.88)	0:48.32 [4] (0:11.87)	0:36.45 [5] (0:11.47)	0:24.98 [4] (0:11.92)	0:13.06 [4] (0:13.06)						
Average Speed [km/h]	54.7	66.8	66.0	62.3	62.8	60.5	55.7						
Top Speed [km/h]	68.5	68.5	67.7	63.9	63.9	63.1	57.8						
Avg. Dist. to Rail [m]	2.6	0.8	0.6	2.9	5.0	4.8	5.0						
Avg. Stride Freq. [Hz]	2.3	2.4	2.4	2.3	2.3	2.3	2.2						
Avg. Stride Length [m]	6.7	7.7	7.7	7.4	7.5	7.3	6.9						





Horse/Jockey Name	I Say Boom
Final Rank	5
Fastest Section Time (Section)	0:10.85 (1200m)
Top Speed [km/h] (Section)	67.5 (1200m)
Race State	Finished



RockhamptonProfessional

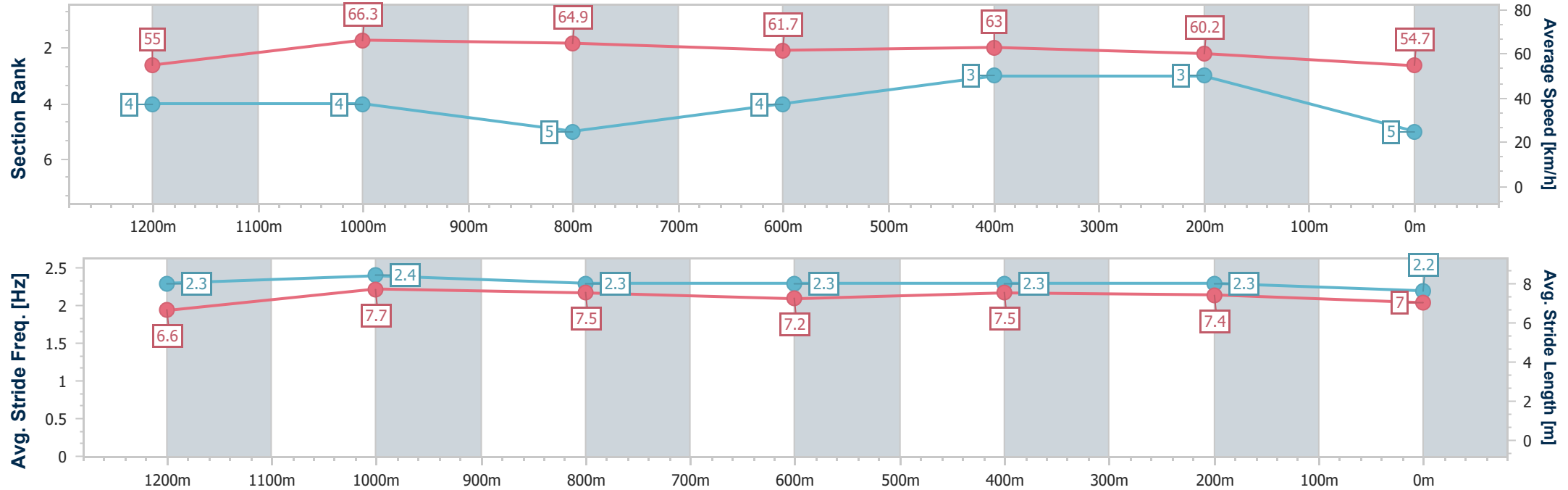
Race 2: TURN IT UP! RATINGS BAND 0 - 60 Handicap - 1400m

03 October 2025 - 13:39

Track Rating: Soft 5, Weather: Fine, Rail Position: 0.5 metre Entire Course.



Section	Overall	1200m	1000m	800m	600m	400m	200m						
Section Times	1:23.35 [5] (0:13.05)	1:10.30 [4] (0:10.85)	0:59.45 [4] (0:10.98)	0:48.47 [5] (0:11.76)	0:36.71 [4] (0:11.44)	0:25.27 [3] (0:11.96)	0:13.31 [3] (0:13.31)						
Average Speed [km/h]	55.0	66.3	64.9	61.7	63.0	60.2	54.7						
Top Speed [km/h]	67.5	67.5	66.3	62.4	63.6	62.6	57.7						
Avg. Dist. to Rail [m]	3.1	1.5	1.8	1.6	2.8	3.4	3.6						
Avg. Stride Freq. [Hz]	2.3	2.4	2.3	2.3	2.3	2.3	2.2						
Avg. Stride Length [m]	6.6	7.7	7.5	7.2	7.5	7.4	7.0						





Horse/Jockey Name	Rothfury
Final Rank	6
Fastest Section Time (Section)	0:10.76 (1200m)
Top Speed [km/h] (Section)	68.4 (Overall)
Race State	Finished



RockhamptonProfessional

Race 2: TURN IT UP! RATINGS BAND 0 - 60 Handicap - 1400m

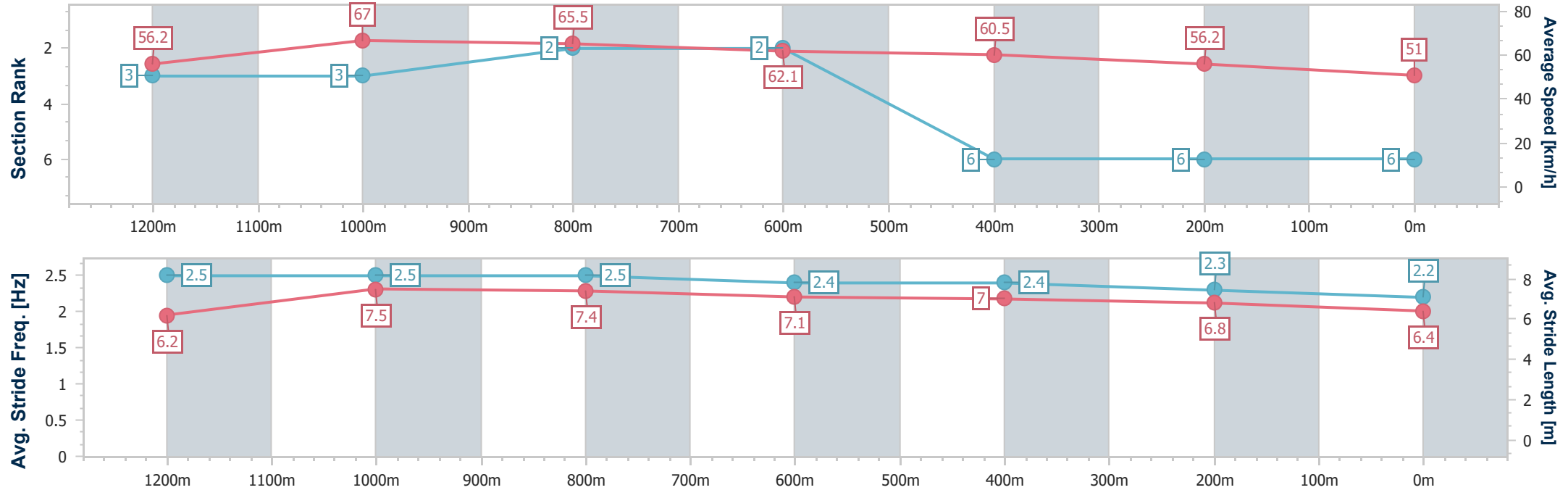
03 October 2025 - 13:39

Track Rating: Soft 5, Weather: Fine, Rail Position: 0.5 metre Entire Course.

Callaghan Park

ROCKHAMPTON JOCKEY CLUB

Section	Overall	1200m	1000m	800m	600m	400m	200m						
Section Times	1:25.43 [6] (0:12.86)	1:12.57 [3] (0:10.76)	1:01.81 [3] (0:11.02)	0:50.79 [2] (0:11.78)	0:39.01 [2] (0:11.94)	0:27.07 [6] (0:12.81)	0:14.26 [6] (0:14.26)						
Average Speed [km/h]	56.2	67.0	65.5	62.1	60.5	56.2	51.0						
Top Speed [km/h]	68.4	68.1	66.8	63.9	61.5	58.9	53.2						
Avg. Dist. to Rail [m]	6.6	1.1	0.9	1.9	4.1	5.0	5.1						
Avg. Stride Freq. [Hz]	2.5	2.5	2.5	2.4	2.4	2.3	2.2						
Avg. Stride Length [m]	6.2	7.5	7.4	7.1	7.0	6.8	6.4						



- [] Ranking at each section and finish
- .-.- No data available at this section
- NA No data available



Rockhampton Professional
Race 3: GO CAM MUNSTER & TAMIKA UPTON QTIS Three-Year-Old
Handicap - 1050m
03 October 2025 - 14:11



Track Rating: Soft 5, Weather: Fine, Rail Position: 0.5 metre Entire Course.

Section		Overall				1000m	800m	600m	400m	200m	Last 600m		
Field Times		1:00.41 (0:04.19)				0:56.22 (0:10.92)	0:45.30 (0:11.12)	0:34.18 (0:11.04)	0:23.14 (0:11.25)	0:11.89 (0:11.89)	0:34.18		
Rank	TAB	Horse/Jockey	Barrier	Top Speed [km/h]	Fastest Section							Margin	Distance Travelled [m]
1	1	OUR EAGLE ROCK	4	68.1	0:04.42	1:00.41 [1]	0:55.99 [3]	0:44.77 [5]	0:33.63 [5]	0:22.83 [6]	0:11.88 [2]	1:00.41	0:33.63
		Nikki Olzard		600m	Overall	(0:04.42)	(0:11.22)	(0:11.14)	(0:10.80)	(0:10.95)	(0:11.88)		
2	7	TARA I AM	1	66.9	0:04.21	1:00.48 [2]	0:56.27 [2]	0:45.16 [2]	0:34.03 [3]	0:22.95 [3]	0:11.88 [5]	0.4L	0:34.03 -1
		Raul Silvera Olivera		1000m	Overall	(0:04.21)	(0:11.11)	(0:11.13)	(0:11.08)	(0:11.07)	(0:11.88)		
3	3	DESARAE DOLL	2	68.1	0:04.53	1:00.84 [3]	0:56.31 [5]	0:45.46 [4]	0:34.21 [4]	0:23.27 [5]	0:12.32 [1]	2.49L	0:34.21 -2
		Sean Cormack		1000m	Overall	(0:04.53)	(0:10.85)	(0:11.25)	(0:10.94)	(0:10.95)	(0:12.32)		
4	4	POWER CHIC	6	68.1	0:04.63	1:00.85 [4]	0:56.22 [6]	0:45.17 [6]	0:34.06 [6]	0:23.28 [4]	0:12.26 [4]	2.58L	0:34.06 -1
		Ron Stewart		600m	Overall	(0:04.63)	(0:11.05)	(0:11.11)	(0:10.78)	(0:11.02)	(0:12.26)		
5	5	SPIRIT OF BLUEY	3	67.5	0:04.19	1:01.29 [5]	0:57.10 [1]	0:46.18 [1]	0:35.06 [1]	0:24.02 [1]	0:12.75 [3]	5.17L	0:35.06 -5
		Tahlia Fenlon		1000m	Overall	(0:04.19)	(0:10.92)	(0:11.12)	(0:11.04)	(0:11.27)	(0:12.75)		
6	6	MINXY	5	69.3	0:04.47	1:01.98 [6]	0:57.51 [4]	0:46.65 [3]	0:35.66 [2]	0:24.57 [2]	0:12.95 [6]	9.22L	0:35.66 +3
		Chloe Lowe		1000m	Overall	(0:04.47)	(0:10.86)	(0:10.99)	(0:11.09)	(0:11.62)	(0:12.95)		

Scratched: Eminen (#8), Seams Logical (#2)



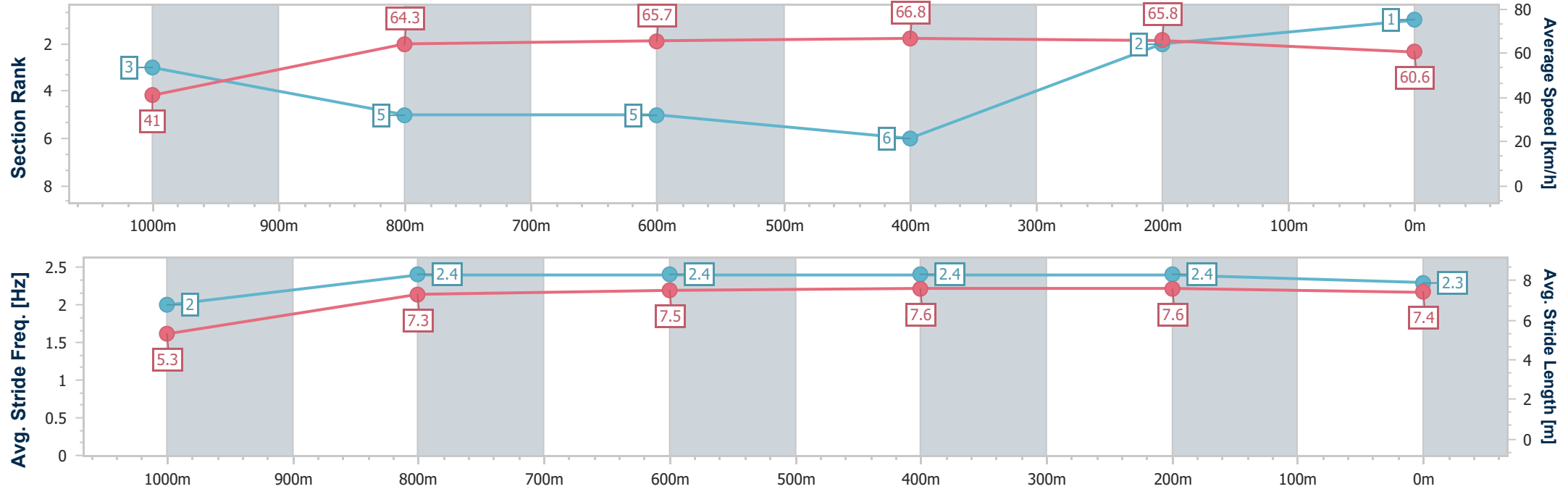
Horse/Jockey Name	Our Eagle Rock
Final Rank	1
Fastest Section Time (Section)	0:04.42 (Overall)
Top Speed [km/h] (Section)	68.1 (600m)
Race State	Finished



RockhamptonProfessional
Race 3: GO CAM MUNSTER & TAMIKA UPTON QTIS Three-Year
-Old Handicap - 1050m
03 October 2025 - 14:11
Track Rating: Soft 5, Weather: Fine, Rail Position: 0.5 metre Entire
Course.



Section	Overall	1000m	800m	600m	400m	200m								
Section Times	1:00.41 [1] (0:04.42)	0:55.99 [3] (0:11.22)	0:44.77 [5] (0:11.14)	0:33.63 [5] (0:10.80)	0:22.83 [6] (0:10.95)	0:11.88 [2] (0:11.88)								
Average Speed [km/h]	41.0	64.3	65.7	66.8	65.8	60.6								
Top Speed [km/h]	56.3	66.7	67.3	68.1	67.2	63.8								
Avg. Dist. to Rail [m]	7.2	1.3	2.1	6.6	7.1	6.3								
Avg. Stride Freq. [Hz]	2.0	2.4	2.4	2.4	2.4	2.3								
Avg. Stride Length [m]	5.3	7.3	7.5	7.6	7.6	7.4								





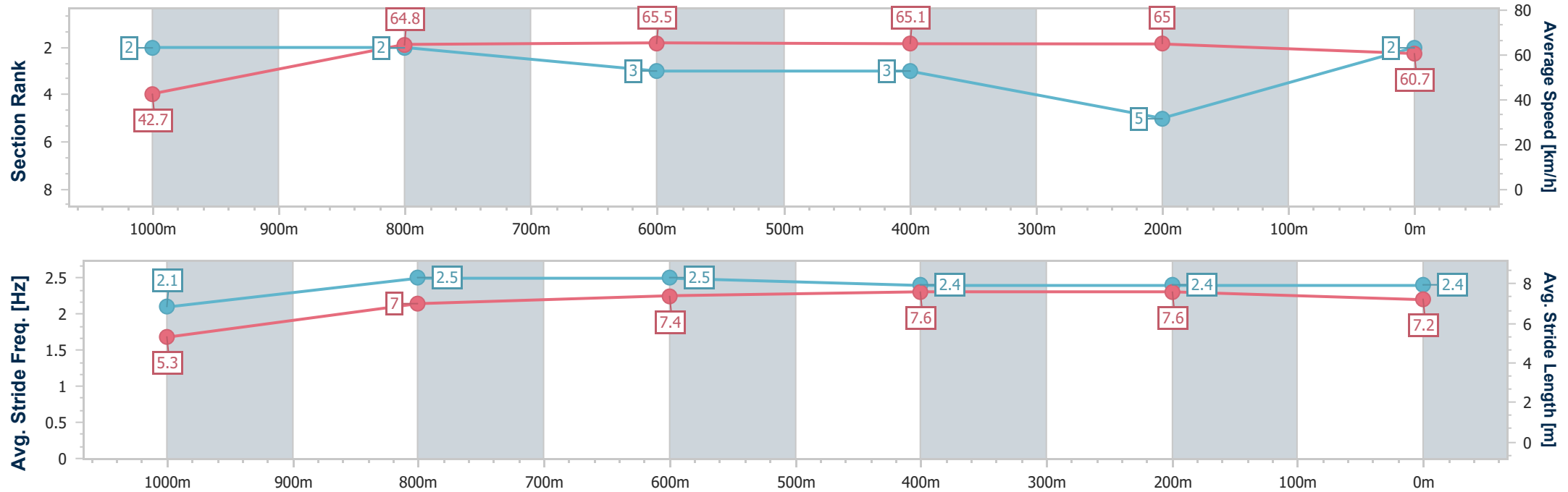
Horse/Jockey Name	Tara I Am
Final Rank	2
Fastest Section Time (Section)	0:04.21 (Overall)
Top Speed [km/h] (Section)	66.9 (1000m)
Race State	Finished



RockhamptonProfessional
Race 3: GO CAM MUNSTER & TAMIKA UPTON QTIS Three-Year
-Old Handicap - 1050m
03 October 2025 - 14:11
Track Rating: Soft 5, Weather: Fine, Rail Position: 0.5 metre Entire
Course.



Section	Overall	1000m	800m	600m	400m	200m								
Section Times	1:00.48 [2] (0:04.21)	0:56.27 [2] (0:11.11)	0:45.16 [2] (0:11.13)	0:34.03 [3] (0:11.08)	0:22.95 [3] (0:11.07)	0:11.88 [5] (0:11.88)								
Average Speed [km/h]	42.7	64.8	65.5	65.1	65.0	60.7								
Top Speed [km/h]	59.2	66.9	66.6	66.0	66.3	63.7								
Avg. Dist. to Rail [m]	5.0	0.7	1.6	2.6	2.3	3.3								
Avg. Stride Freq. [Hz]	2.1	2.5	2.5	2.4	2.4	2.4								
Avg. Stride Length [m]	5.3	7.0	7.4	7.6	7.6	7.2								





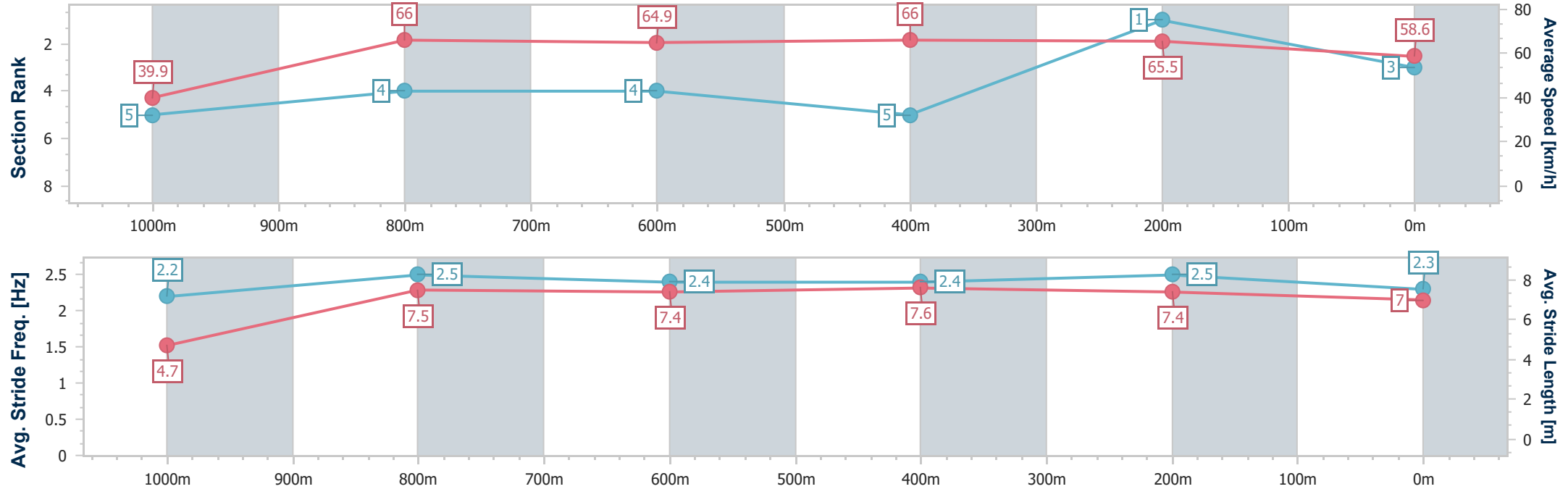
Horse/Jockey Name	Desarae Doll
Final Rank	3
Fastest Section Time (Section)	0:04.53 (Overall)
Top Speed [km/h] (Section)	68.1 (1000m)
Race State	Finished



RockhamptonProfessional
Race 3: GO CAM MUNSTER & TAMIKA UPTON QTIS Three-Year
-Old Handicap - 1050m
03 October 2025 - 14:11
Track Rating: Soft 5, Weather: Fine, Rail Position: 0.5 metre Entire
Course.



Section	Overall	1000m	800m	600m	400m	200m								
Section Times	1:00.84 [3] (0:04.53)	0:56.31 [5] (0:10.85)	0:45.46 [4] (0:11.25)	0:34.21 [4] (0:10.94)	0:23.27 [5] (0:10.95)	0:12.32 [1] (0:12.32)								
Average Speed [km/h]	39.9	66.0	64.9	66.0	65.5	58.6								
Top Speed [km/h]	58.9	68.1	67.1	66.9	67.5	62.8								
Avg. Dist. to Rail [m]	5.2	1.3	1.7	4.4	4.9	5.8								
Avg. Stride Freq. [Hz]	2.2	2.5	2.4	2.4	2.5	2.3								
Avg. Stride Length [m]	4.7	7.5	7.4	7.6	7.4	7.0								





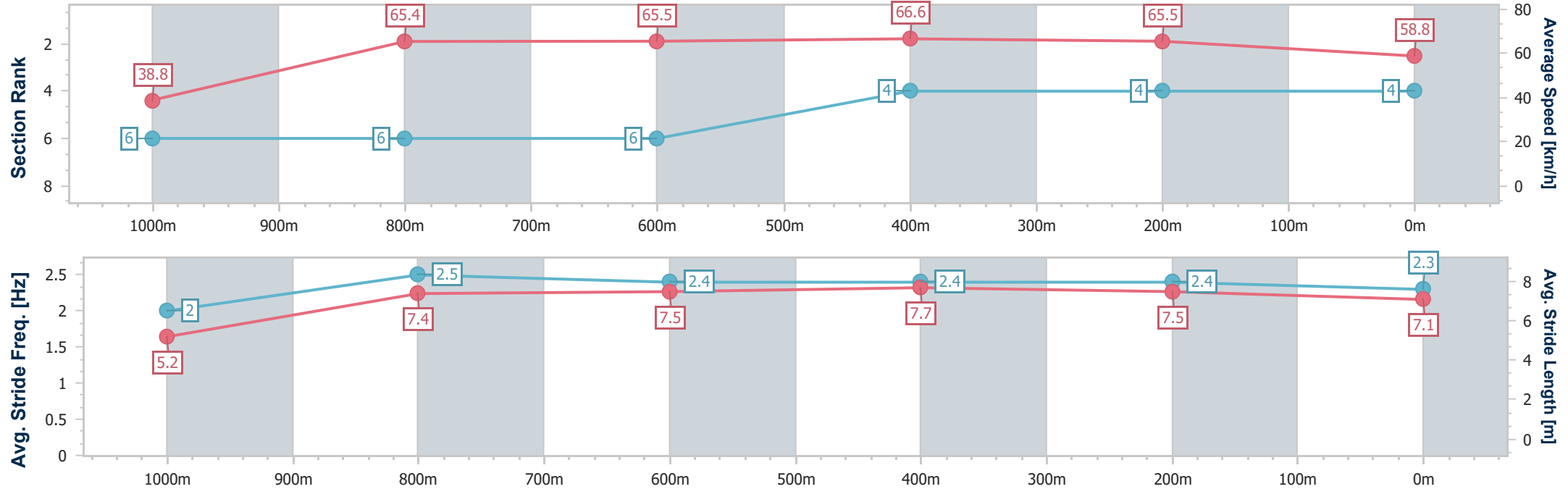
Horse/Jockey Name	Power Chic
Final Rank	4
Fastest Section Time (Section)	0:04.63 (Overall)
Top Speed [km/h] (Section)	68.1 (600m)
Race State	Finished



RockhamptonProfessional
Race 3: GO CAM MUNSTER & TAMIKA UPTON QTIS Three-Year
-Old Handicap - 1050m
03 October 2025 - 14:11
Track Rating: Soft 5, Weather: Fine, Rail Position: 0.5 metre Entire
Course.



Section	Overall	1000m	800m	600m	400m	200m								
Section Times	1:00.85 [4] (0:04.63)	0:56.22 [6] (0:11.05)	0:45.17 [6] (0:11.11)	0:34.06 [6] (0:10.78)	0:23.28 [4] (0:11.02)	0:12.26 [4] (0:12.26)								
Average Speed [km/h]	38.8	65.4	65.5	66.6	65.5	58.8								
Top Speed [km/h]	54.1	68.1	66.6	68.1	67.3	63.5								
Avg. Dist. to Rail [m]	10.0	1.7	1.0	3.4	5.4	6.9								
Avg. Stride Freq. [Hz]	2.0	2.5	2.4	2.4	2.4	2.3								
Avg. Stride Length [m]	5.2	7.4	7.5	7.7	7.5	7.1								





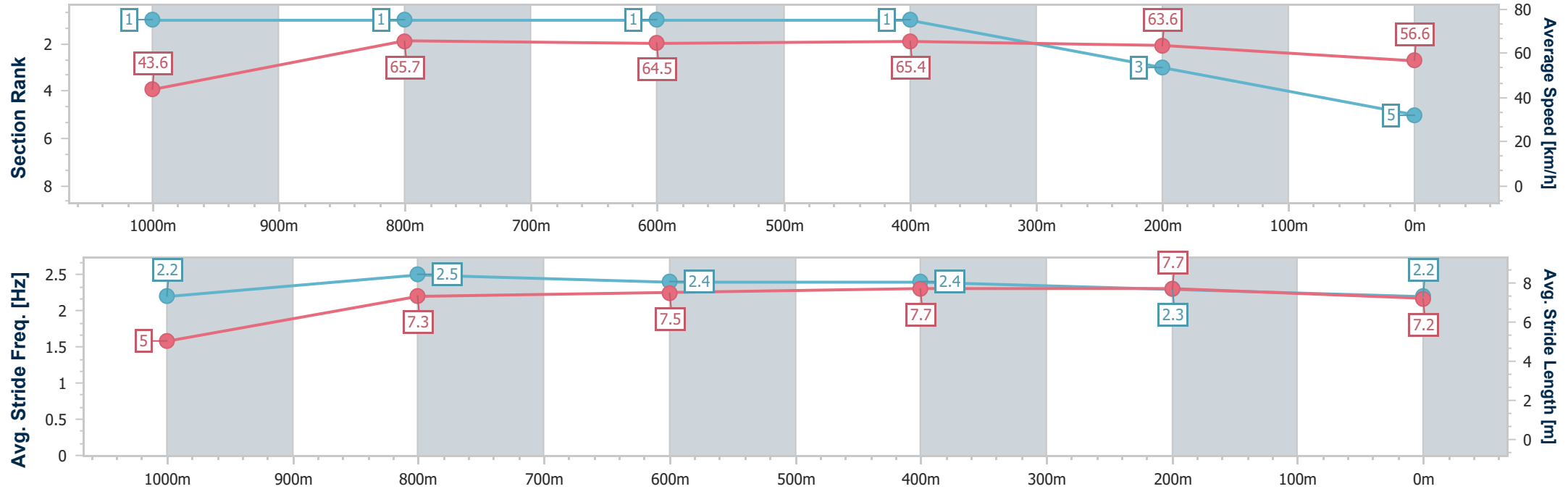
Horse/Jockey Name	Spirit Of Bluey
Final Rank	5
Fastest Section Time (Section)	0:04.19 (Overall)
Top Speed [km/h] (Section)	67.5 (1000m)
Race State	Finished



RockhamptonProfessional
Race 3: GO CAM MUNSTER & TAMIKA UPTON QTIS Three-Year
-Old Handicap - 1050m
03 October 2025 - 14:11
Track Rating: Soft 5, Weather: Fine, Rail Position: 0.5 metre Entire
Course.



Section	Overall	1000m	800m	600m	400m	200m								
Section Times	1:01.29 [5] (0:04.19)	0:57.10 [1] (0:10.92)	0:46.18 [1] (0:11.12)	0:35.06 [1] (0:11.04)	0:24.02 [1] (0:11.27)	0:12.75 [3] (0:12.75)								
Average Speed [km/h]	43.6	65.7	64.5	65.4	63.6	56.6								
Top Speed [km/h]	59.7	67.5	66.0	66.8	65.6	61.2								
Avg. Dist. to Rail [m]	6.5	1.4	0.7	2.2	2.2	3.0								
Avg. Stride Freq. [Hz]	2.2	2.5	2.4	2.4	2.3	2.2								
Avg. Stride Length [m]	5.0	7.3	7.5	7.7	7.7	7.2								



[] Ranking at each section and finish
-.-.- No data available at this section
NA No data available



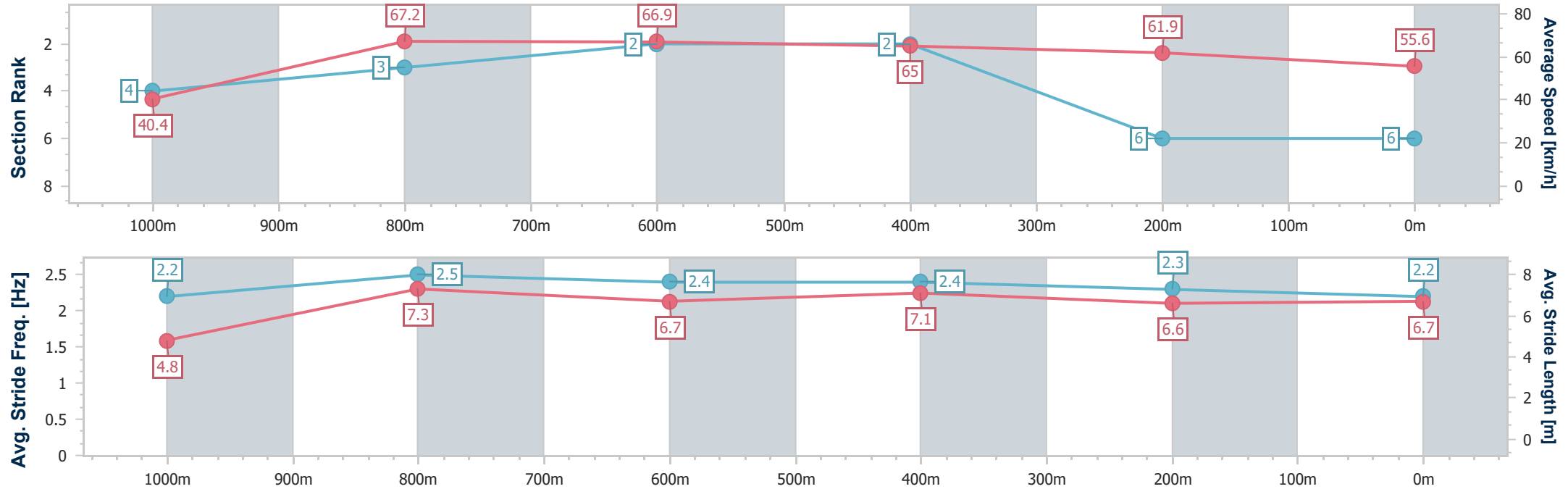
Horse/Jockey Name	Minxy
Final Rank	6
Fastest Section Time (Section)	0:04.47 (Overall)
Top Speed [km/h] (Section)	69.3 (1000m)
Race State	Finished



RockhamptonProfessional
Race 3: GO CAM MUNSTER & TAMIKA UPTON QTIS Three-Year
-Old Handicap - 1050m
03 October 2025 - 14:11
Track Rating: Soft 5, Weather: Fine, Rail Position: 0.5 metre Entire
Course.



Section	Overall	1000m	800m	600m	400m	200m								
Section Times	1:01.98 [6] (0:04.47)	0:57.51 [4] (0:10.86)	0:46.65 [3] (0:10.99)	0:35.66 [2] (0:11.09)	0:24.57 [2] (0:11.62)	0:12.95 [6] (0:12.95)								
Average Speed [km/h]	40.4	67.2	66.9	65.0	61.9	55.6								
Top Speed [km/h]	56.6	69.3	68.3	65.6	64.3	59.3								
Avg. Dist. to Rail [m]	8.5	2.8	2.3	2.5	2.0	3.4								
Avg. Stride Freq. [Hz]	2.2	2.5	2.4	2.4	2.3	2.2								
Avg. Stride Length [m]	4.8	7.3	6.7	7.1	6.6	6.7								





Rockhampton Professional

Race 4: CHAMPAGNE RUGBY LEAGUE BENCHMARK 70 Handicap - 1400m

03 October 2025 - 14:38



Track Rating: Soft 5, Weather: Fine, Rail Position: 0.5 metre Entire Course.

Section						Overall	1200m	1000m	800m	600m	400m	Last 600m	
Field Times						1:22.63 (0:13.17)	1:09.46 (0:11.08)	0:58.38 (0:11.68)	0:46.70 (0:12.01)	0:34.69 (0:11.37)	0:23.32 (0:11.32)	0:34.69	
Rank	TAB	Horse/Jockey	Barrier	Top Speed [km/h]	Fastest Section								Distance Travelled [m]
1	1	CAPO STRADA	5	66.6	0:11.07	1:22.63 [1]	1:09.28 [4]	0:57.95 [6]	0:46.19 [6]	0:34.11 [7]	0:22.94 [6]	0:34.11	
		Jai Williams		600m	400m	(0:13.35)	(0:11.33)	(0:11.76)	(0:12.08)	(0:11.17)	(0:11.07)		
2	8	PRIDE OF VENUS	3	66.3	0:11.19	1:22.65 [2]	1:09.20 [6]	0:58.01 [4]	0:46.37 [4]	0:34.39 [3]	0:23.02 [5]	0:34.39	-6
		Ron Stewart		Overall	1200m	(0:13.45)	(0:11.19)	(0:11.64)	(0:11.98)	(0:11.37)	(0:11.22)		
3	7	BOOM BOOM BELLA	2	66.7	0:11.10	1:22.67 [3]	1:09.10 [7]	0:57.89 [8]	0:46.17 [8]	0:34.13 [8]	0:22.82 [7]	0:34.13	-2
		Jason Taylor		Overall	400m	(0:13.57)	(0:11.21)	(0:11.72)	(0:12.04)	(0:11.31)	(0:11.10)		
4	5	ONE THING COUNTS	8	66.6	0:11.08	1:22.79 [4]	1:09.50 [2]	0:58.42 [2]	0:46.74 [2]	0:34.74 [2]	0:23.45 [2]	0:34.74	-2
		Sean Cormack		1200m	1200m	(0:13.29)	(0:11.08)	(0:11.68)	(0:12.00)	(0:11.29)	(0:11.29)		
5	4	PREPOTENT	7	66.8	0:11.22	1:23.08 [5]	1:09.64 [5]	0:58.42 [5]	0:46.87 [3]	0:34.75 [5]	0:23.48 [4]	0:34.75	+2
		Raul Silvera Olivera		Overall	1200m	(0:13.44)	(0:11.22)	(0:11.55)	(0:12.12)	(0:11.27)	(0:11.24)		
6	3	ZHUANG SHI	6	67.7	0:11.08	1:23.23 [6]	1:10.06 [1]	0:58.98 [1]	0:47.30 [1]	0:35.29 [1]	0:23.92 [1]	0:35.29	-5
		Les Tilley		Overall	1200m	(0:13.17)	(0:11.08)	(0:11.68)	(0:12.01)	(0:11.37)	(0:11.44)		
7	6	STARHATTAN	4	66.7	0:11.29	1:23.71 [7]	1:10.37 [3]	0:59.08 [3]	0:47.36 [5]	0:35.44 [4]	0:24.15 [3]	0:35.44	-4
		Tahlia Fenlon		Overall	1200m	(0:13.34)	(0:11.29)	(0:11.72)	(0:11.92)	(0:11.29)	(0:11.36)		
8	2	GRAND DE LAGO	1	65.7	0:11.14	1:23.76 [8]	1:10.12 [8]	0:58.98 [7]	0:47.29 [7]	0:35.26 [6]	0:23.90 [8]	0:35.26	-4
		Nikki Olzard		1200m	1200m	(0:13.64)	(0:11.14)	(0:11.69)	(0:12.03)	(0:11.36)	(0:11.44)		



Rockhampton Professional
Race 4: CHAMPAGNE RUGBY LEAGUE BENCHMARK 70 Handicap -
1400m

03 October 2025 - 14:38



Track Rating: Soft 5, Weather: Fine, Rail Position: 0.5 metre Entire Course.

Section		200m		Last 600m			
Field Times		0:12.00 (0:12.00)		0:34.69			
Rank	TAB	Horse/Jockey	Barrier	Top Speed [km/h]	Fastest Section	Margin	Distance Travelled [m]
1	1	CAPO STRADA	5	66.6	0:11.07	0:11.87 [3]	1:22.63
		Jai Williams		600m	400m	(0:11.87)	0:34.11
2	8	PRIDE OF VENUS	3	66.3	0:11.19	0:11.80 [5]	0:11L
		Ron Stewart		Overall	1200m	(0:11.80)	0:34.39 -6
3	7	BOOM BOOM BELLA	2	66.7	0:11.10	0:11.72 [7]	0.22L
		Jason Taylor		Overall	400m	(0:11.72)	0:34.13 -2
4	5	ONE THING COUNTS	8	66.6	0:11.08	0:12.16 [1]	0.97L
		Sean Cormack		1200m	1200m	(0:12.16)	0:34.74 -2
5	4	PREPOTENT	7	66.8	0:11.22	0:12.24 [4]	2.69L
		Raul Silvera Olivera		Overall	1200m	(0:12.24)	0:34.75 +2
6	3	ZHUANG SHI	6	67.7	0:11.08	0:12.48 [2]	3.54L
		Les Tilley		Overall	1200m	(0:12.48)	0:35.29 -5
7	6	STARHATTAN	4	66.7	0:11.29	0:12.79 [6]	6.34L
		Tahlia Fenlon		Overall	1200m	(0:12.79)	0:35.44 -4
8	2	GRAND DE LAGO	1	65.7	0:11.14	0:12.46 [8]	6.67L
		Nikki Olzard		1200m	1200m	(0:12.46)	0:35.26 -4



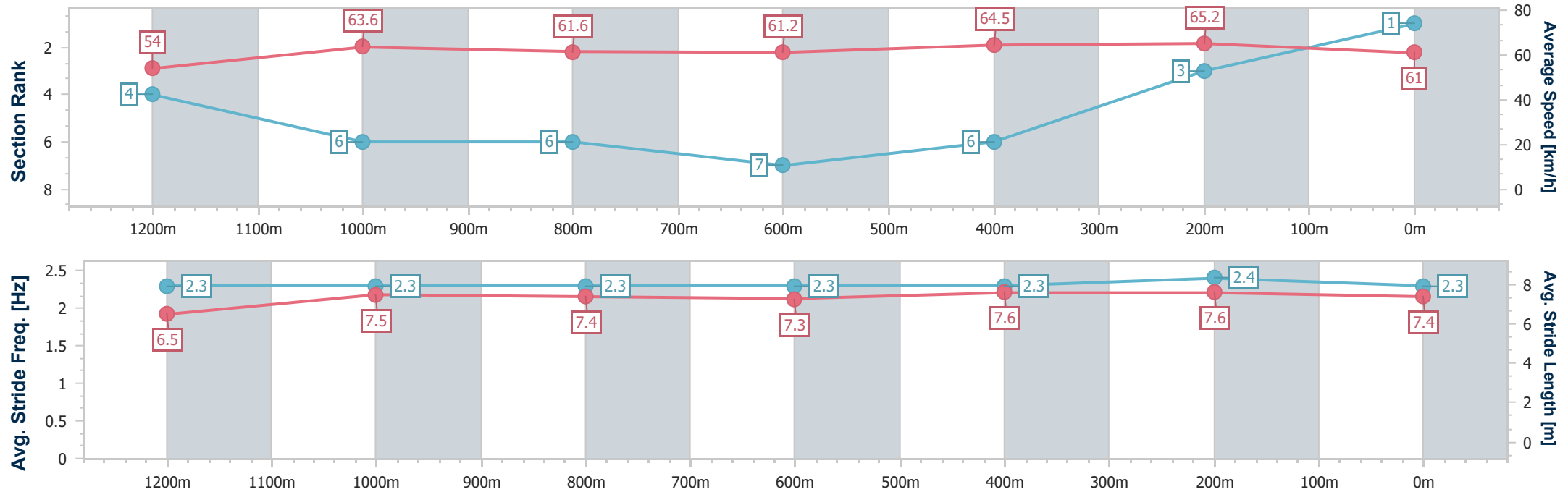
Horse/Jockey Name	Capo Strada
Final Rank	1
Fastest Section Time (Section)	0:11.07 (400m)
Top Speed [km/h] (Section)	66.6 (600m)
Race State	Finished



RockhamptonProfessional
Race 4: CHAMPAGNE RUGBY LEAGUE BENCHMARK 70
Handicap - 1400m
03 October 2025 - 14:38
Track Rating: Soft 5, Weather: Fine, Rail Position: 0.5 metre Entire Course.



Section	Overall	1200m	1000m	800m	600m	400m	200m						
Section Times	1:22.63 [1] (0:13.35)	1:09.28 [4] (0:11.33)	0:57.95 [6] (0:11.76)	0:46.19 [6] (0:12.08)	0:34.11 [7] (0:11.17)	0:22.94 [6] (0:11.07)	0:11.87 [3] (0:11.87)						
Average Speed [km/h]	54.0	63.6	61.6	61.2	64.5	65.2	61.0						
Top Speed [km/h]	65.7	65.7	62.9	63.3	66.6	66.6	63.1						
Avg. Dist. to Rail [m]	5.0	0.9	1.2	2.9	4.8	5.9	6.5						
Avg. Stride Freq. [Hz]	2.3	2.3	2.3	2.3	2.3	2.4	2.3						
Avg. Stride Length [m]	6.5	7.5	7.4	7.3	7.6	7.6	7.4						





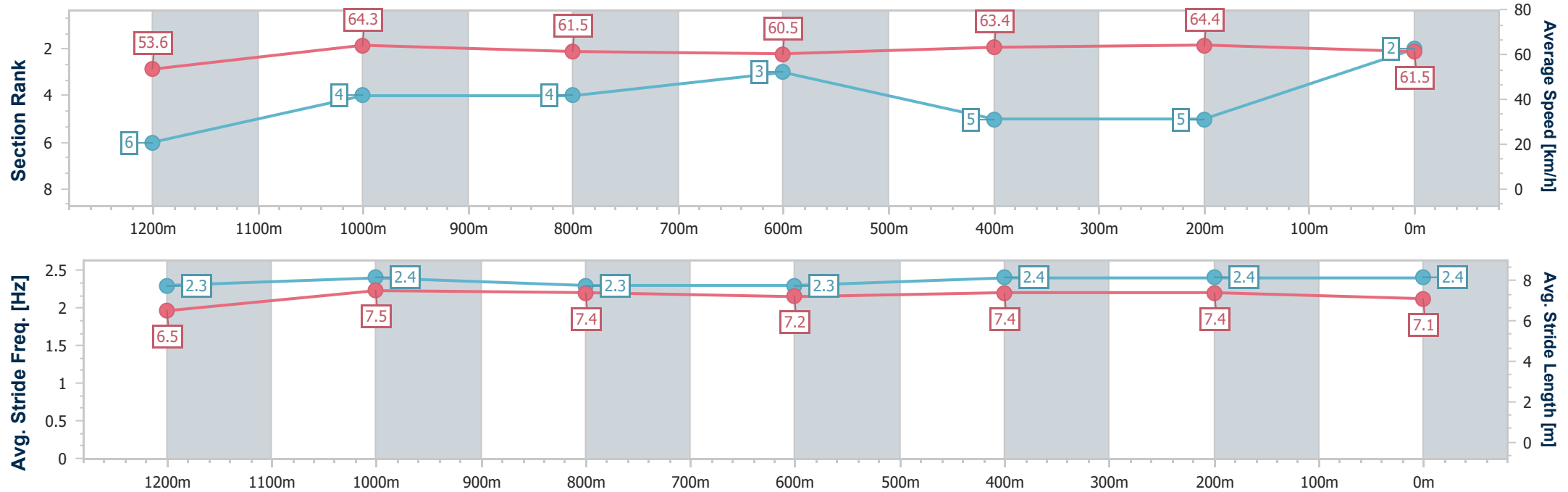
Horse/Jockey Name	Pride Of Venus
Final Rank	2
Fastest Section Time (Section)	0:11.19 (1200m)
Top Speed [km/h] (Section)	66.3 (Overall)
Race State	Finished



RockhamptonProfessional
Race 4: CHAMPAGNE RUGBY LEAGUE BENCHMARK 70
Handicap - 1400m
03 October 2025 - 14:38
Track Rating: Soft 5, Weather: Fine, Rail Position: 0.5 metre Entire Course.



Section	Overall	1200m	1000m	800m	600m	400m	200m						
Section Times	1:22.65 [2] (0:13.45)	1:09.20 [6] (0:11.19)	0:58.01 [4] (0:11.64)	0:46.37 [4] (0:11.98)	0:34.39 [3] (0:11.37)	0:23.02 [5] (0:11.22)	0:11.80 [5] (0:11.80)						
Average Speed [km/h]	53.6	64.3	61.5	60.5	63.4	64.4	61.5						
Top Speed [km/h]	66.3	66.2	62.9	62.2	65.2	65.5	63.1						
Avg. Dist. to Rail [m]	3.5	0.8	1.2	1.4	3.1	2.6	3.4						
Avg. Stride Freq. [Hz]	2.3	2.4	2.3	2.3	2.4	2.4	2.4						
Avg. Stride Length [m]	6.5	7.5	7.4	7.2	7.4	7.4	7.1						





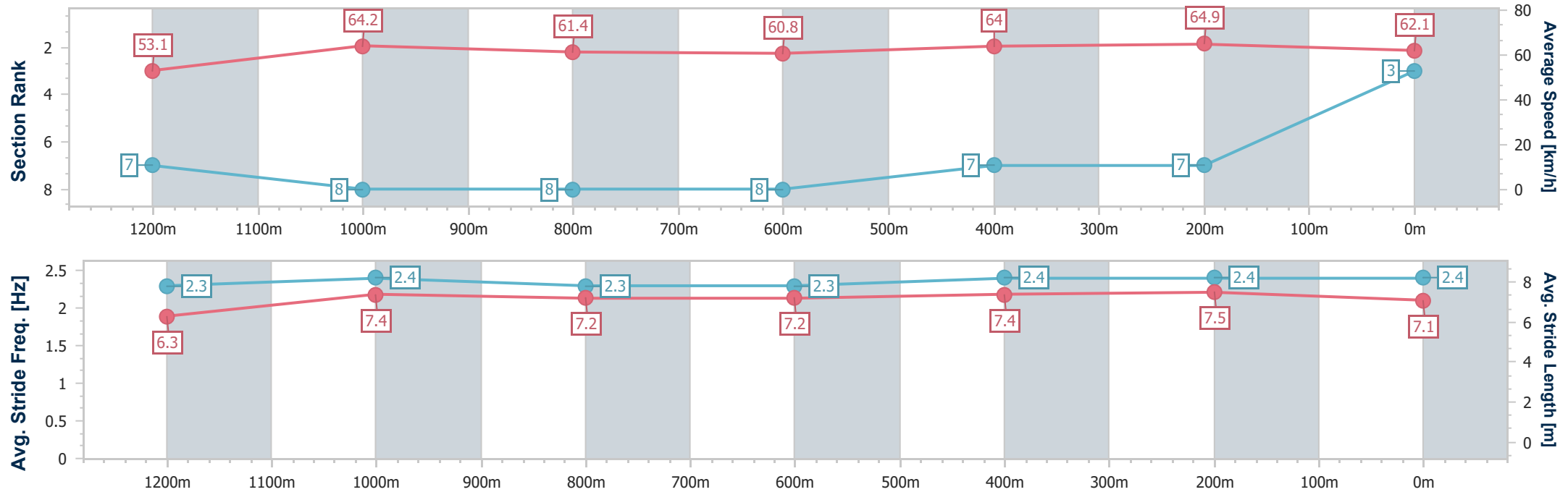
Horse/Jockey Name	Boom Boom Bella
Final Rank	3
Fastest Section Time (Section)	0:11.10 (400m)
Top Speed [km/h] (Section)	66.7 (Overall)
Race State	Finished



RockhamptonProfessional
Race 4: CHAMPAGNE RUGBY LEAGUE BENCHMARK 70
Handicap - 1400m
03 October 2025 - 14:38
Track Rating: Soft 5, Weather: Fine, Rail Position: 0.5 metre Entire Course.



Section	Overall	1200m	1000m	800m	600m	400m	200m						
Section Times	1:22.67 [3] (0:13.57)	1:09.10 [7] (0:11.21)	0:57.89 [8] (0:11.72)	0:46.17 [8] (0:12.04)	0:34.13 [8] (0:11.31)	0:22.82 [7] (0:11.10)	0:11.72 [7] (0:11.72)						
Average Speed [km/h]	53.1	64.2	61.4	60.8	64.0	64.9	62.1						
Top Speed [km/h]	66.7	66.3	62.8	63.0	65.5	65.5	63.9						
Avg. Dist. to Rail [m]	3.4	0.4	0.4	2.2	3.8	6.1	7.6						
Avg. Stride Freq. [Hz]	2.3	2.4	2.3	2.3	2.4	2.4	2.4						
Avg. Stride Length [m]	6.3	7.4	7.2	7.2	7.4	7.5	7.1						





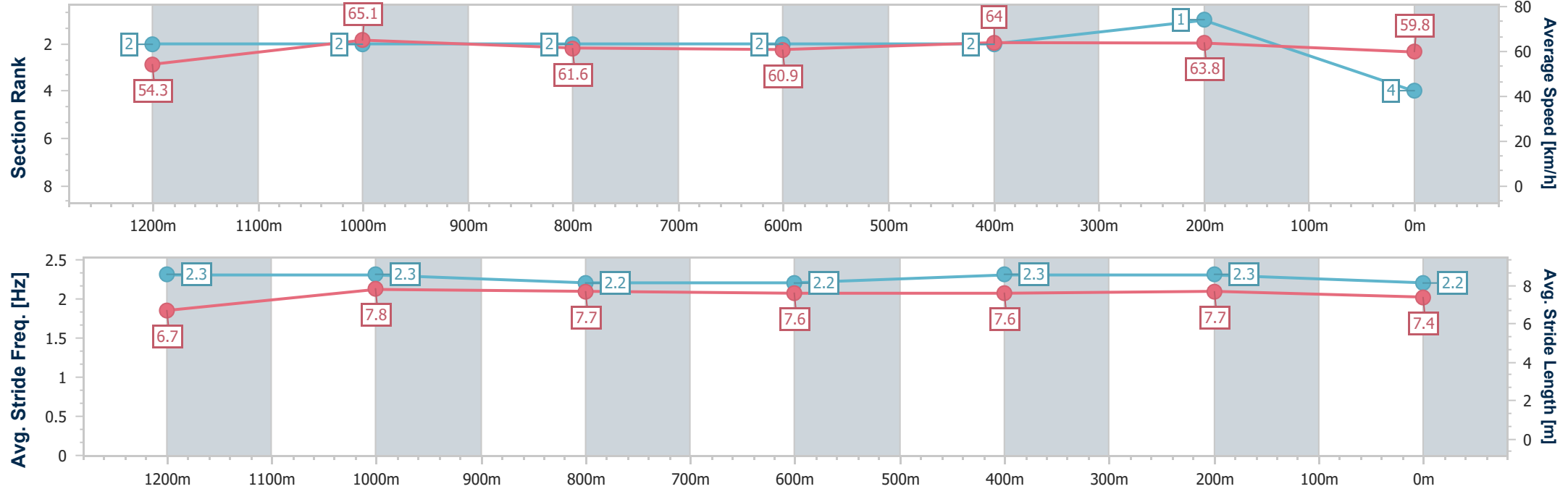
Horse/Jockey Name	One Thing Counts
Final Rank	4
Fastest Section Time (Section)	0:11.08 (1200m)
Top Speed [km/h] (Section)	66.6 (1200m)
Race State	Finished



RockhamptonProfessional
Race 4: CHAMPAGNE RUGBY LEAGUE BENCHMARK 70
Handicap - 1400m
03 October 2025 - 14:38
Track Rating: Soft 5, Weather: Fine, Rail Position: 0.5 metre Entire Course.



Section	Overall	1200m	1000m	800m	600m	400m	200m						
Section Times	1:22.79 [4] (0:13.29)	1:09.50 [2] (0:11.08)	0:58.42 [2] (0:11.68)	0:46.74 [2] (0:12.00)	0:34.74 [2] (0:11.29)	0:23.45 [2] (0:11.29)	0:12.16 [1] (0:12.16)						
Average Speed [km/h]	54.3	65.1	61.6	60.9	64.0	63.8	59.8						
Top Speed [km/h]	65.7	66.6	63.2	61.8	65.4	65.6	62.1						
Avg. Dist. to Rail [m]	10.3	1.0	0.2	2.0	3.8	4.2	5.4						
Avg. Stride Freq. [Hz]	2.3	2.3	2.2	2.2	2.3	2.3	2.2						
Avg. Stride Length [m]	6.7	7.8	7.7	7.6	7.6	7.7	7.4						



[] Ranking at each section and finish
-.-.- No data available at this section
NA No data available



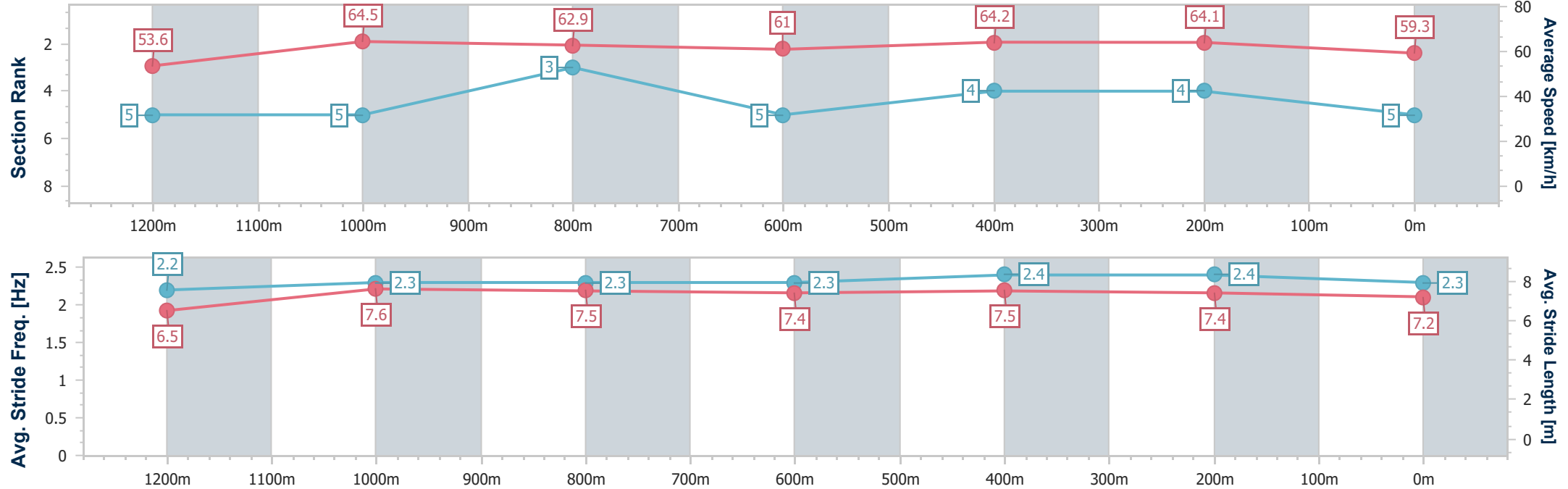
Horse/Jockey Name	Prepotent
Final Rank	5
Fastest Section Time (Section)	0:11.22 (1200m)
Top Speed [km/h] (Section)	66.8 (Overall)
Race State	Finished



RockhamptonProfessional
Race 4: CHAMPAGNE RUGBY LEAGUE BENCHMARK 70
Handicap - 1400m
03 October 2025 - 14:38
Track Rating: Soft 5, Weather: Fine, Rail Position: 0.5 metre Entire Course.



Section	Overall	1200m	1000m	800m	600m	400m	200m						
Section Times	1:23.08 [5] (0:13.44)	1:09.64 [5] (0:11.22)	0:58.42 [5] (0:11.55)	0:46.87 [3] (0:12.12)	0:34.75 [5] (0:11.27)	0:23.48 [4] (0:11.24)	0:12.24 [4] (0:12.24)						
Average Speed [km/h]	53.6	64.5	62.9	61.0	64.2	64.1	59.3						
Top Speed [km/h]	66.8	65.6	64.5	63.3	65.1	65.3	61.9						
Avg. Dist. to Rail [m]	8.8	1.9	1.9	3.3	4.2	5.0	6.0						
Avg. Stride Freq. [Hz]	2.2	2.3	2.3	2.3	2.4	2.4	2.3						
Avg. Stride Length [m]	6.5	7.6	7.5	7.4	7.5	7.4	7.2						





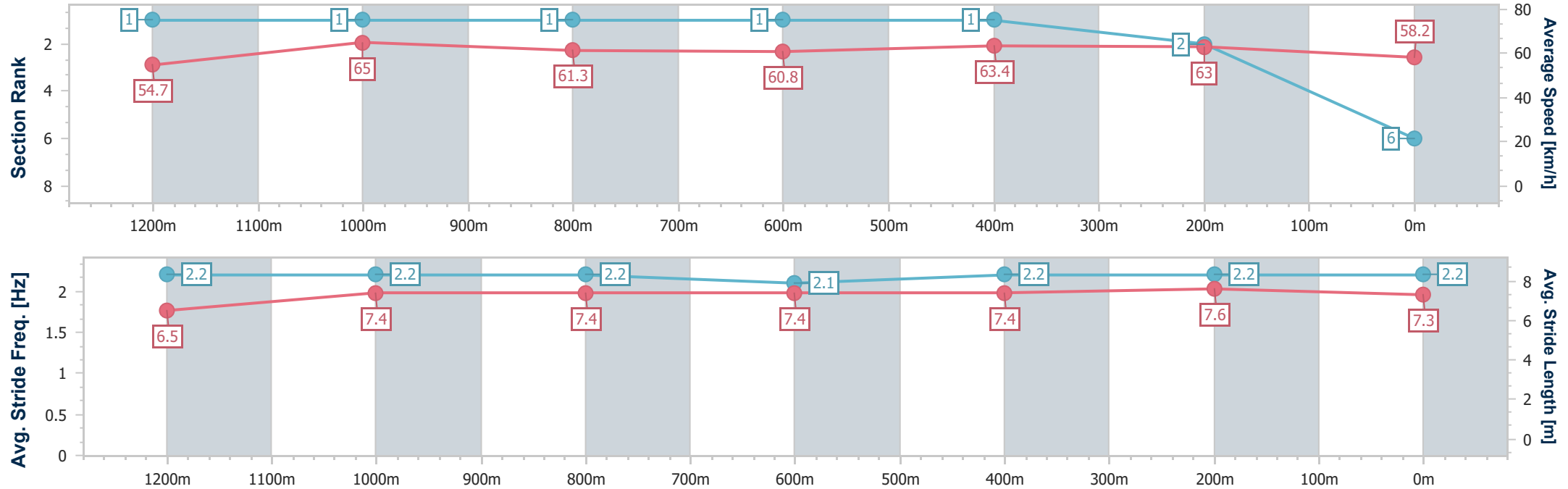
Horse/Jockey Name	Zhuang Shi
Final Rank	6
Fastest Section Time (Section)	0:11.08 (1200m)
Top Speed [km/h] (Section)	67.7 (Overall)
Race State	Finished



RockhamptonProfessional
Race 4: CHAMPAGNE RUGBY LEAGUE BENCHMARK 70
Handicap - 1400m
03 October 2025 - 14:38
Track Rating: Soft 5, Weather: Fine, Rail Position: 0.5 metre Entire Course.



Section	Overall	1200m	1000m	800m	600m	400m	200m						
Section Times	1:23.23 [6] (0:13.17)	1:10.06 [1] (0:11.08)	0:58.98 [1] (0:11.68)	0:47.30 [1] (0:12.01)	0:35.29 [1] (0:11.37)	0:23.92 [1] (0:11.44)	0:12.48 [2] (0:12.48)						
Average Speed [km/h]	54.7	65.0	61.3	60.8	63.4	63.0	58.2						
Top Speed [km/h]	67.7	67.5	65.3	61.9	64.7	64.8	60.8						
Avg. Dist. to Rail [m]	8.0	0.7	0.5	1.5	2.5	2.9	4.3						
Avg. Stride Freq. [Hz]	2.2	2.2	2.2	2.1	2.2	2.2	2.2						
Avg. Stride Length [m]	6.5	7.4	7.4	7.4	7.4	7.6	7.3						





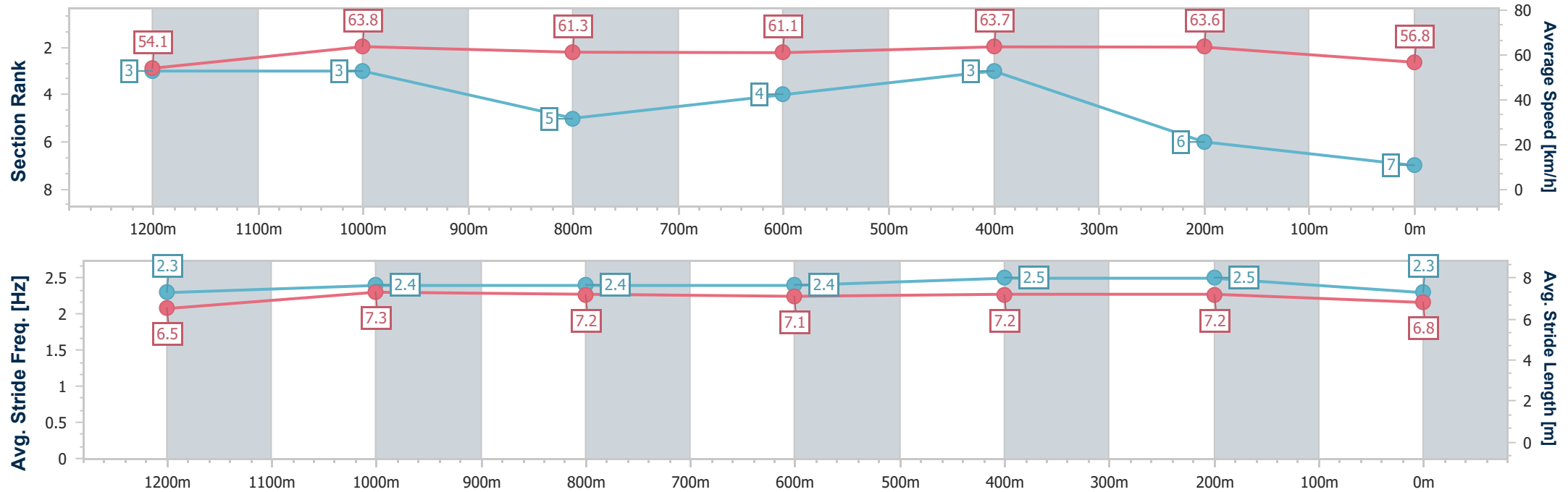
Horse/Jockey Name	Starhattan
Final Rank	7
Fastest Section Time (Section)	0:11.29 (1200m)
Top Speed [km/h] (Section)	66.7 (Overall)
Race State	Finished



RockhamptonProfessional
Race 4: CHAMPAGNE RUGBY LEAGUE BENCHMARK 70
Handicap - 1400m
03 October 2025 - 14:38
Track Rating: Soft 5, Weather: Fine, Rail Position: 0.5 metre Entire Course.



Section	Overall	1200m	1000m	800m	600m	400m	200m						
Section Times	1:23.71 [7] (0:13.34)	1:10.37 [3] (0:11.29)	0:59.08 [3] (0:11.72)	0:47.36 [5] (0:11.92)	0:35.44 [4] (0:11.29)	0:24.15 [3] (0:11.36)	0:12.79 [6] (0:12.79)						
Average Speed [km/h]	54.1	63.8	61.3	61.1	63.7	63.6	56.8						
Top Speed [km/h]	66.7	65.8	62.6	62.4	65.6	65.5	59.7						
Avg. Dist. to Rail [m]	3.8	0.3	0.2	1.2	3.0	4.6	5.3						
Avg. Stride Freq. [Hz]	2.3	2.4	2.4	2.4	2.5	2.5	2.3						
Avg. Stride Length [m]	6.5	7.3	7.2	7.1	7.2	7.2	6.8						





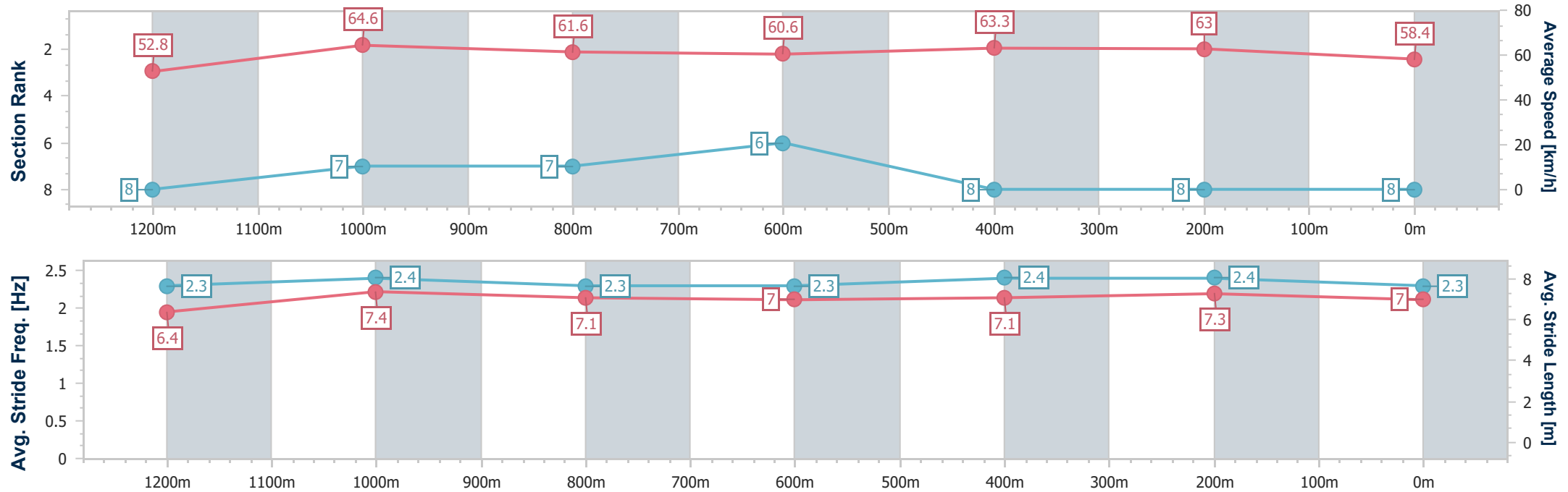
Horse/Jockey Name	Grand de Lago
Final Rank	8
Fastest Section Time (Section)	0:11.14 (1200m)
Top Speed [km/h] (Section)	65.7 (1200m)
Race State	Finished



RockhamptonProfessional
Race 4: CHAMPAGNE RUGBY LEAGUE BENCHMARK 70
Handicap - 1400m
03 October 2025 - 14:38
Track Rating: Soft 5, Weather: Fine, Rail Position: 0.5 metre Entire Course.



Section	Overall	1200m	1000m	800m	600m	400m	200m						
Section Times	1:23.76 [8] (0:13.64)	1:10.12 [8] (0:11.14)	0:58.98 [7] (0:11.69)	0:47.29 [7] (0:12.03)	0:35.26 [6] (0:11.36)	0:23.90 [8] (0:11.44)	0:12.46 [8] (0:12.46)						
Average Speed [km/h]	52.8	64.6	61.6	60.6	63.3	63.0	58.4						
Top Speed [km/h]	65.6	65.7	63.7	63.0	64.1	64.1	61.1						
Avg. Dist. to Rail [m]	2.4	0.7	0.5	1.4	2.3	2.8	3.1						
Avg. Stride Freq. [Hz]	2.3	2.4	2.3	2.3	2.4	2.4	2.3						
Avg. Stride Length [m]	6.4	7.4	7.1	7.0	7.1	7.3	7.0						





Rockhampton Professional

Race 5: THE SILKY SAM THAIDAY BENCHMARK 55 Handicap - 1600m

03 October 2025 - 15:12



Track Rating: Soft 5, Weather: Fine, Rail Position: 0.5 metre Entire Course.

Section						Overall	1400m	1200m	1000m	800m	600m	400m	Last 600m
Field Times						1:36.78 (0:13.32)	1:23.46 (0:11.67)	1:11.79 (0:12.25)	0:59.54 (0:12.52)	0:47.02 (0:12.09)	0:34.93 (0:11.50)	0:23.43 (0:11.44)	0:34.93
Rank	TAB	Horse/Jockey	Barrier	Top Speed [km/h]	Fastest Section								Distance Travelled [m]
1	2	BIKER Jackson Murphy	6	65.8 600m	0:11.16 600m	1:36.78 [1] (0:14.37)	1:22.41 [8] (0:11.65)	1:10.76 [8] (0:12.15)	0:58.61 [8] (0:12.41)	0:46.20 [7] (0:12.07)	0:34.13 [8] (0:11.16)	0:22.97 [7] (0:11.17)	0:34.13
2	5	JAY BEE ELL Adam Sewell	7	66.0 600m	0:11.17 400m	1:36.89 [2] (0:13.83)	1:23.06 [5] (0:11.78)	1:11.28 [5] (0:12.28)	0:59.00 [5] (0:12.41)	0:46.59 [5] (0:12.12)	0:34.47 [5] (0:11.20)	0:23.27 [3] (0:11.17)	0:34.47 +2
3	8	FLYBALL Ron Stewart	1	64.0 600m	0:11.47 400m	1:36.89 [3] (0:13.36)	1:23.53 [2] (0:11.71)	1:11.82 [2] (0:12.26)	0:59.56 [2] (0:12.44)	0:47.12 [2] (0:12.09)	0:35.03 [2] (0:11.49)	0:23.54 [1] (0:11.47)	0:35.03 -2
4	3	PEAKING TOM Raul Silvera Olivera	5	66.5 400m	0:11.00 400m	1:36.97 [4] (0:14.40)	1:22.57 [9] (0:11.73)	1:10.84 [9] (0:12.31)	0:58.53 [9] (0:12.44)	0:46.09 [9] (0:12.04)	0:34.05 [9] (0:11.19)	0:22.86 [9] (0:11.00)	0:34.05 +3
5	7	ROY'S ROAD Nikki Olzard	3	65.6 400m	0:11.43 600m	1:37.03 [5] (0:13.65)	1:23.38 [4] (0:11.69)	1:11.69 [3] (0:12.29)	0:59.40 [3] (0:12.42)	0:46.98 [4] (0:12.16)	0:34.82 [4] (0:11.43)	0:23.39 [4] (0:11.43)	0:34.82 +2
6	4	NATIVE BEE Tahlia Fenlon	9	66.9 400m	0:11.20 400m	1:37.10 [6] (0:14.19)	1:22.91 [7] (0:11.71)	1:11.20 [7] (0:12.20)	0:59.00 [7] (0:12.56)	0:46.44 [8] (0:11.97)	0:34.47 [7] (0:11.31)	0:23.16 [8] (0:11.20)	0:34.47 +1
7	1	DIASONIC Gabrielle Semmens	4	64.4 400m	0:11.42 400m	1:37.38 [7] (0:13.65)	1:23.73 [3] (0:11.74)	1:11.99 [4] (0:12.24)	0:59.75 [4] (0:12.40)	0:47.35 [3] (0:12.17)	0:35.18 [3] (0:11.47)	0:23.71 [5] (0:11.42)	0:35.18 +4
8	9	TERMITE Les Tilley	8	65.5 600m	0:11.34 600m	1:38.08 [8] (0:13.90)	1:24.18 [6] (0:11.80)	1:12.38 [6] (0:12.26)	1:00.12 [6] (0:12.40)	0:47.72 [6] (0:12.10)	0:35.62 [6] (0:11.34)	0:24.28 [6] (0:11.49)	0:35.62 +3
9	10	FANCY LEGEND Sarah Robbins	2	62.8 400m	0:11.61 600m	1:38.49 [9] (0:13.32)	1:25.17 [1] (0:11.67)	1:13.50 [1] (0:12.25)	1:01.25 [1] (0:12.52)	0:48.73 [1] (0:12.09)	0:36.64 [1] (0:11.61)	0:25.03 [2] (0:11.90)	0:36.64 +3

Scratched: Citiroc (#6)



Rockhampton Professional

Race 5: THE SILKY SAM THAIDAY BENCHMARK 55 Handicap - 1600m

03 October 2025 - 15:12



Track Rating: Soft 5, Weather: Fine, Rail Position: 0.5 metre Entire Course.

Section Field Times				200m 0:11.99 (0:11.99)				Last 600m 0:34.93	
Rank	TAB	Horse/Jockey	Barrier	Top Speed [km/h]	Fastest Section	Margin		Distance Travelled [m]	
1	2	BIKER	6	65.8	0:11.16	0:11.80 [3]	1:36.78	0:34.13	
		Jackson Murphy		600m	600m	(0:11.80)			
2	5	JAY BEE ELL	7	66.0	0:11.17	0:12.10 [1]	0.62L	0:34.47	+2
		Adam Sewell		600m	400m	(0:12.10)			
3	8	FLYBALL	1	64.0	0:11.47	0:12.07 [2]	0.63L	0:35.03	-2
		Ron Stewart		600m	400m	(0:12.07)			
4	3	PEAKING TOM	5	66.5	0:11.00	0:11.86 [6]	1.09L	0:34.05	+3
		Raul Silvera Olivera		400m	400m	(0:11.86)			
5	7	ROY'S ROAD	3	65.6	0:11.43	0:11.96 [4]	1.47L	0:34.82	+2
		Nikki Olzard		400m	600m	(0:11.96)			
6	4	NATIVE BEE	9	66.9	0:11.20	0:11.96 [7]	1.85L	0:34.47	+1
		Tahlia Fenlon		400m	400m	(0:11.96)			
7	1	DIASONIC	4	64.4	0:11.42	0:12.29 [5]	3.48L	0:35.18	+4
		Gabrielle Semmens		400m	400m	(0:12.29)			
8	9	TERMITE	8	65.5	0:11.34	0:12.79 [8]	7.61L	0:35.62	+3
		Les Tilley		600m	600m	(0:12.79)			
9	10	FANCY LEGEND	2	62.8	0:11.61	0:13.13 [9]	10.02L	0:36.64	+3
		Sarah Robbins		400m	600m	(0:13.13)			

Scratched: Citiroc (#6)



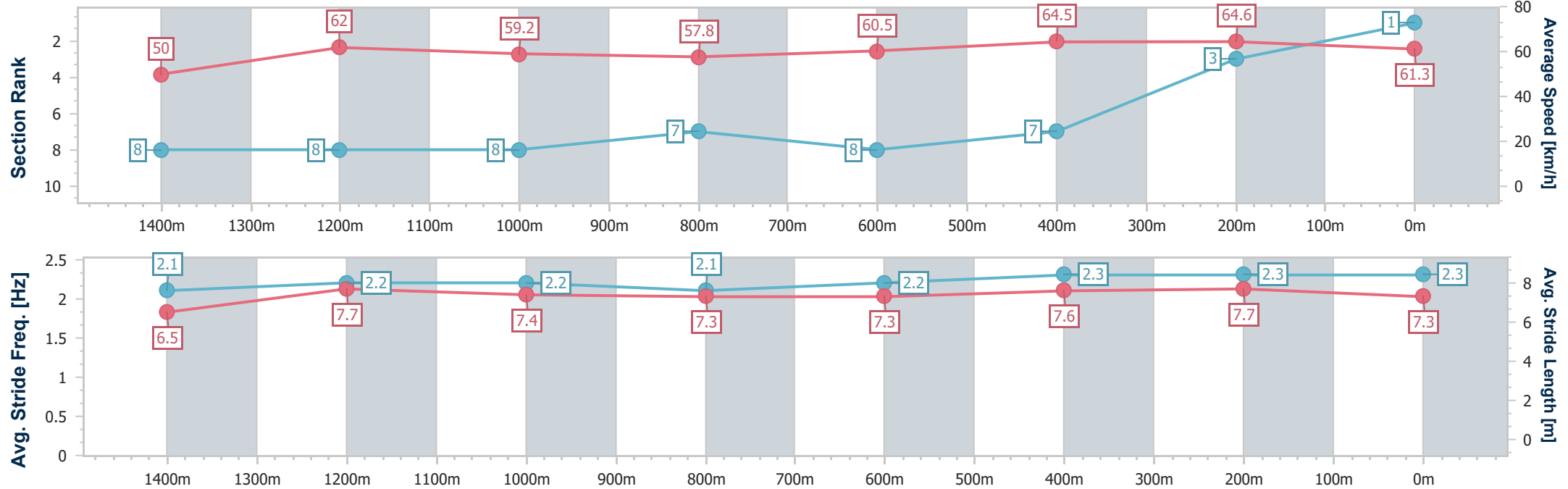
Horse/Jockey Name	Biker
Final Rank	1
Fastest Section Time (Section)	0:11.16 (600m)
Top Speed [km/h] (Section)	65.8 (600m)
Race State	Finished



RockhamptonProfessional
Race 5: THE SILKY SAM THAIDAY BENCHMARK 55 Handicap - 1600m
03 October 2025 - 15:12
Track Rating: Soft 5, Weather: Fine, Rail Position: 0.5 metre Entire Course.



Section	Overall	1400m	1200m	1000m	800m	600m	400m	200m					
Section Times	1:36.78 [1] (0:14.37)	1:22.41 [8] (0:11.65)	1:10.76 [8] (0:12.15)	0:58.61 [8] (0:12.41)	0:46.20 [7] (0:12.07)	0:34.13 [8] (0:11.16)	0:22.97 [7] (0:11.17)	0:11.80 [3] (0:11.80)					
Average Speed [km/h]	50.0	62.0	59.2	57.8	60.5	64.5	64.6	61.3					
Top Speed [km/h]	62.3	62.4	61.4	58.9	62.5	65.8	65.6	63.3					
Avg. Dist. to Rail [m]	2.8	0.9	0.5	0.3	1.2	2.5	5.1	6.3					
Avg. Stride Freq. [Hz]	2.1	2.2	2.2	2.1	2.2	2.3	2.3	2.3					
Avg. Stride Length [m]	6.5	7.7	7.4	7.3	7.3	7.6	7.7	7.3					





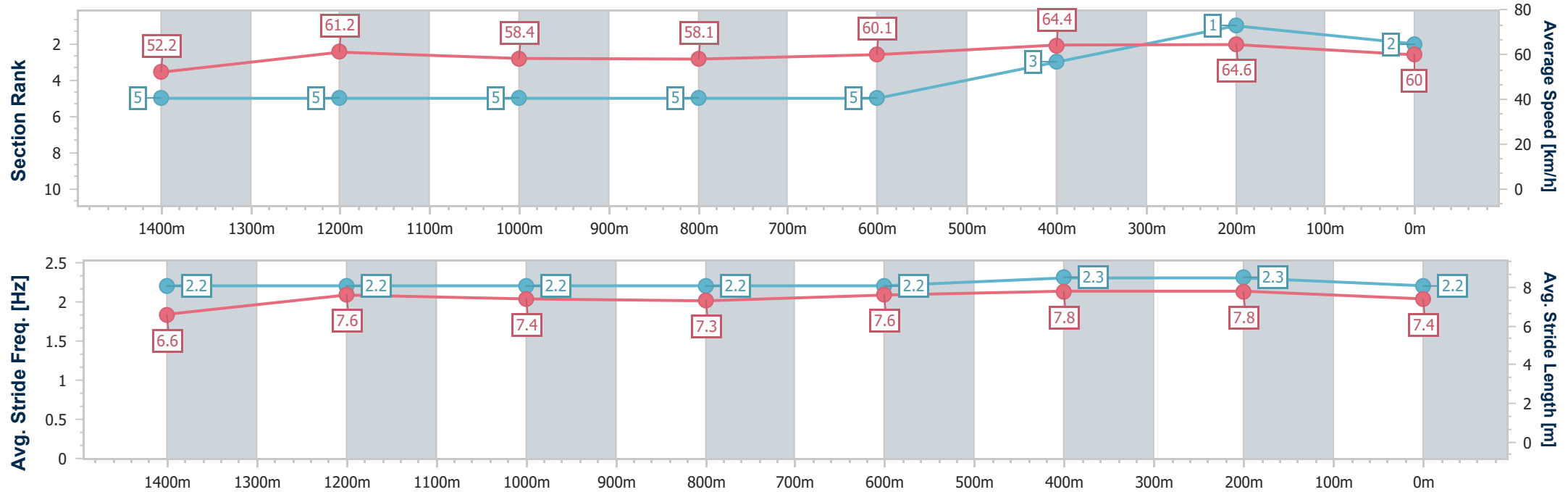
Horse/Jockey Name	Jay Bee Eli
Final Rank	2
Fastest Section Time (Section)	0:11.17 (400m)
Top Speed [km/h] (Section)	66.0 (600m)
Race State	Finished



RockhamptonProfessional
Race 5: THE SILKY SAM THAIDAY BENCHMARK 55 Handicap - 1600m
03 October 2025 - 15:12
Track Rating: Soft 5, Weather: Fine, Rail Position: 0.5 metre Entire Course.



Section	Overall	1400m	1200m	1000m	800m	600m	400m	200m				
Section Times	1:36.89 [2] (0:13.83)	1:23.06 [5] (0:11.78)	1:11.28 [5] (0:12.28)	0:59.00 [5] (0:12.41)	0:46.59 [5] (0:12.12)	0:34.47 [5] (0:11.20)	0:23.27 [3] (0:11.17)	0:12.10 [1] (0:12.10)				
Average Speed [km/h]	52.2	61.2	58.4	58.1	60.1	64.4	64.6	60.0				
Top Speed [km/h]	61.5	61.6	60.2	58.7	61.9	66.0	65.9	62.3				
Avg. Dist. to Rail [m]	4.0	0.5	0.6	0.5	1.7	4.3	4.7	4.1				
Avg. Stride Freq. [Hz]	2.2	2.2	2.2	2.2	2.2	2.3	2.3	2.2				
Avg. Stride Length [m]	6.6	7.6	7.4	7.3	7.6	7.8	7.8	7.4				



[] Ranking at each section and finish
- - - - - No data available at this section
NA No data available



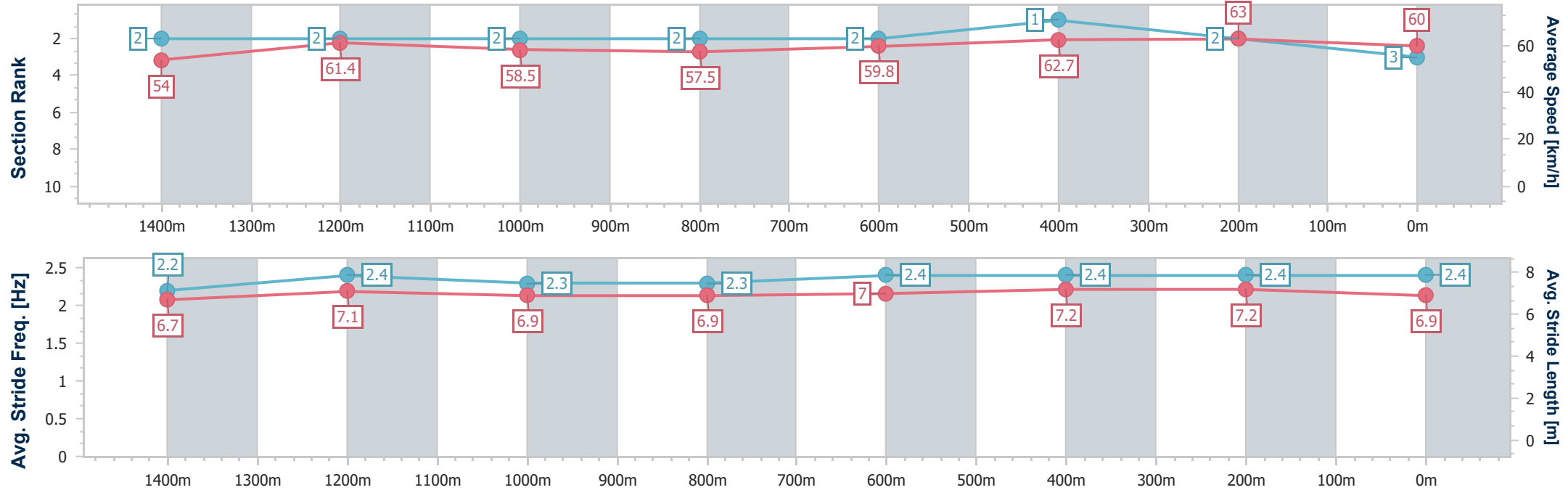
Horse/Jockey Name	Flyball
Final Rank	3
Fastest Section Time (Section)	0:11.47 (400m)
Top Speed [km/h] (Section)	64.0 (600m)
Race State	Finished



RockhamptonProfessional
Race 5: THE SILKY SAM THAIDAY BENCHMARK 55 Handicap - 1600m
03 October 2025 - 15:12
Track Rating: Soft 5, Weather: Fine, Rail Position: 0.5 metre Entire Course.



Section	Overall	1400m	1200m	1000m	800m	600m	400m	200m					
Section Times	1:36.89 [3] (0:13.36)	1:23.53 [2] (0:11.71)	1:11.82 [2] (0:12.26)	0:59.56 [2] (0:12.44)	0:47.12 [2] (0:12.09)	0:35.03 [2] (0:11.49)	0:23.54 [1] (0:11.47)	0:12.07 [2] (0:12.07)					
Average Speed [km/h]	54.0	61.4	58.5	57.5	59.8	62.7	63.0	60.0					
Top Speed [km/h]	62.9	62.6	60.5	59.0	61.6	64.0	63.8	62.3					
Avg. Dist. to Rail [m]	1.0	0.9	1.1	1.1	0.8	2.4	2.1	1.8					
Avg. Stride Freq. [Hz]	2.2	2.4	2.3	2.3	2.4	2.4	2.4	2.4					
Avg. Stride Length [m]	6.7	7.1	6.9	6.9	7.0	7.2	7.2	6.9					





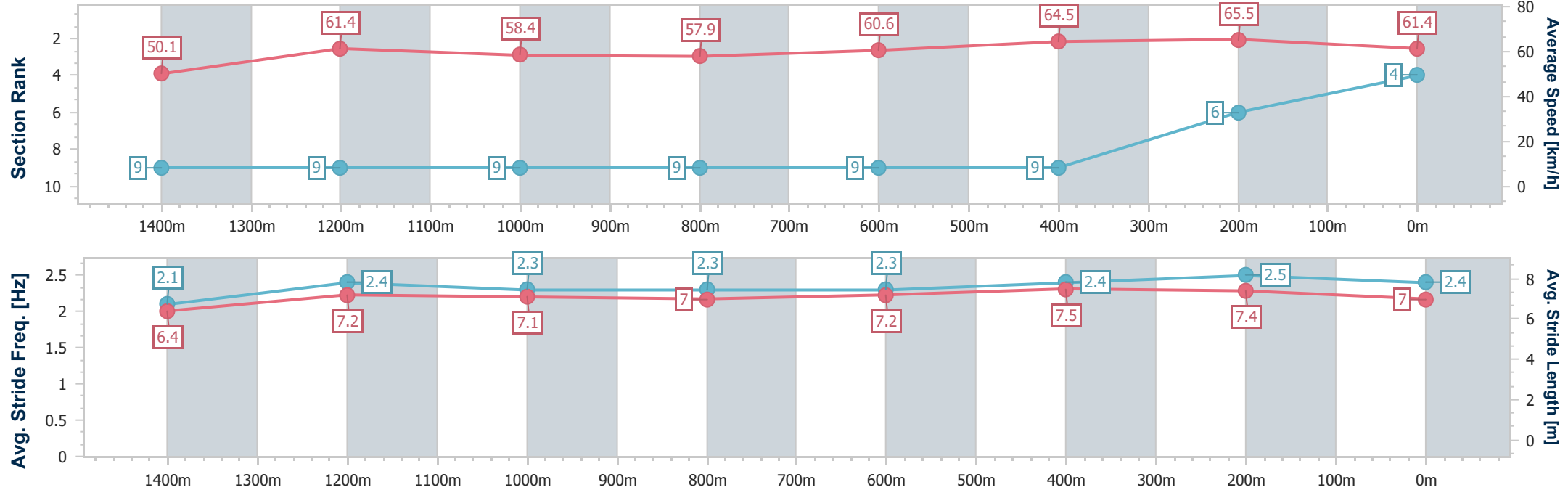
Horse/Jockey Name	Peaking Tom
Final Rank	4
Fastest Section Time (Section)	0:11.00 (400m)
Top Speed [km/h] (Section)	66.5 (400m)
Race State	Finished



RockhamptonProfessional
Race 5: THE SILKY SAM THAIDAY BENCHMARK 55 Handicap - 1600m
03 October 2025 - 15:12
Track Rating: Soft 5, Weather: Fine, Rail Position: 0.5 metre Entire Course.



Section	Overall	1400m	1200m	1000m	800m	600m	400m	200m					
Section Times	1:36.97 [4] (0:14.40)	1:22.57 [9] (0:11.73)	1:10.84 [9] (0:12.31)	0:58.53 [9] (0:12.44)	0:46.09 [9] (0:12.04)	0:34.05 [9] (0:11.19)	0:22.86 [9] (0:11.00)	0:11.86 [6] (0:11.86)					
Average Speed [km/h]	50.1	61.4	58.4	57.9	60.6	64.5	65.5	61.4					
Top Speed [km/h]	61.3	62.3	60.2	59.3	63.7	66.3	66.5	63.9					
Avg. Dist. to Rail [m]	3.2	0.8	0.4	0.4	1.6	5.8	10.7	11.7					
Avg. Stride Freq. [Hz]	2.1	2.4	2.3	2.3	2.3	2.4	2.5	2.4					
Avg. Stride Length [m]	6.4	7.2	7.1	7.0	7.2	7.5	7.4	7.0					





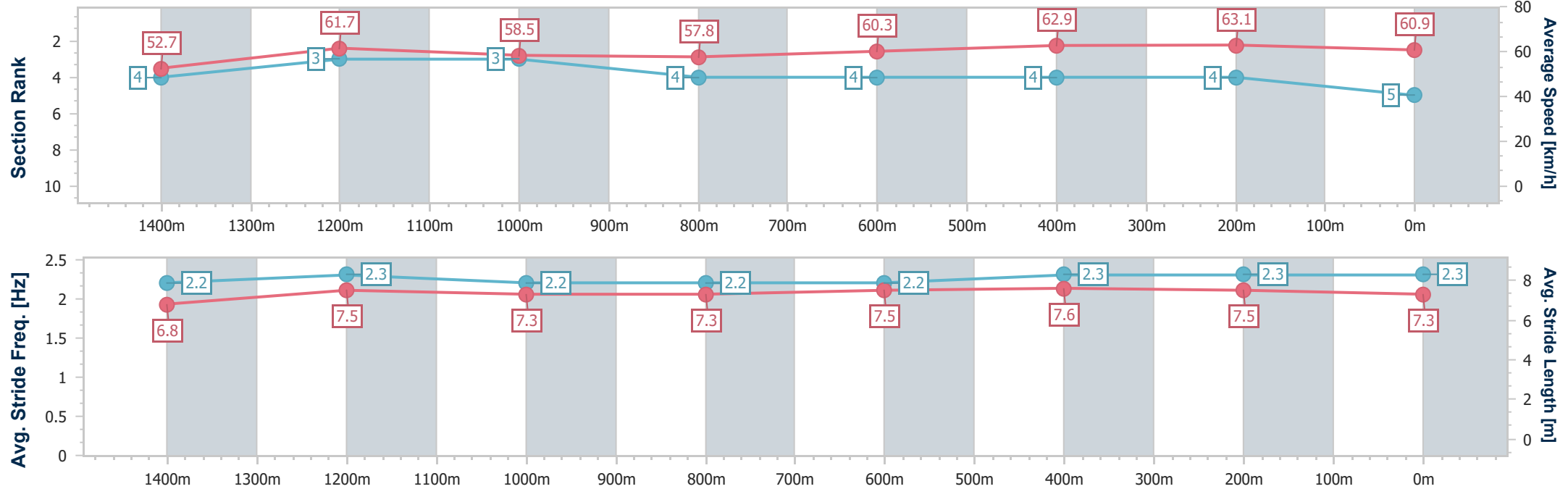
Horse/Jockey Name	Roy's Road
Final Rank	5
Fastest Section Time (Section)	0:11.43 (600m)
Top Speed [km/h] (Section)	65.6 (400m)
Race State	Finished



RockhamptonProfessional
Race 5: THE SILKY SAM THAIDAY BENCHMARK 55 Handicap - 1600m
03 October 2025 - 15:12
Track Rating: Soft 5, Weather: Fine, Rail Position: 0.5 metre Entire Course.



Section	Overall	1400m	1200m	1000m	800m	600m	400m	200m					
Section Times	1:37.03 [5] (0:13.65)	1:23.38 [4] (0:11.69)	1:11.69 [3] (0:12.29)	0:59.40 [3] (0:12.42)	0:46.98 [4] (0:12.16)	0:34.82 [4] (0:11.43)	0:23.39 [4] (0:11.43)	0:11.96 [4] (0:11.96)					
Average Speed [km/h]	52.7	61.7	58.5	57.8	60.3	62.9	63.1	60.9					
Top Speed [km/h]	62.1	62.3	60.7	58.6	62.0	65.6	65.6	62.6					
Avg. Dist. to Rail [m]	2.0	0.9	0.7	0.4	1.7	3.0	2.9	3.6					
Avg. Stride Freq. [Hz]	2.2	2.3	2.2	2.2	2.2	2.3	2.3	2.3					
Avg. Stride Length [m]	6.8	7.5	7.3	7.3	7.5	7.6	7.5	7.3					





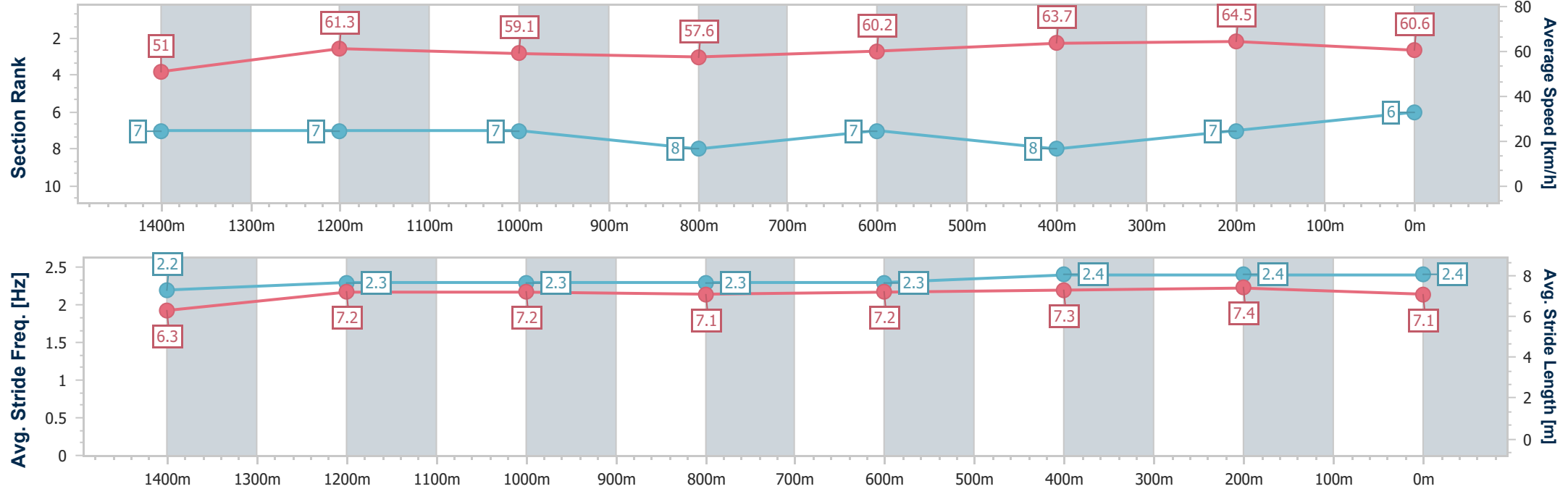
Horse/Jockey Name	Native Bee
Final Rank	6
Fastest Section Time (Section)	0:11.20 (400m)
Top Speed [km/h] (Section)	66.9 (400m)
Race State	Finished



RockhamptonProfessional
Race 5: THE SILKY SAM THAIDAY BENCHMARK 55 Handicap - 1600m
03 October 2025 - 15:12
Track Rating: Soft 5, Weather: Fine, Rail Position: 0.5 metre Entire Course.



Section	Overall	1400m	1200m	1000m	800m	600m	400m	200m					
Section Times	1:37.10 [6] (0:14.19)	1:22.91 [7] (0:11.71)	1:11.20 [7] (0:12.20)	0:59.00 [7] (0:12.56)	0:46.44 [8] (0:11.97)	0:34.47 [7] (0:11.31)	0:23.16 [8] (0:11.20)	0:11.96 [7] (0:11.96)					
Average Speed [km/h]	51.0	61.3	59.1	57.6	60.2	63.7	64.5	60.6					
Top Speed [km/h]	62.1	62.3	59.8	58.7	61.2	66.6	66.9	63.2					
Avg. Dist. to Rail [m]	5.3	0.3	0.2	0.7	0.9	4.3	8.4	9.3					
Avg. Stride Freq. [Hz]	2.2	2.3	2.3	2.3	2.3	2.4	2.4	2.4					
Avg. Stride Length [m]	6.3	7.2	7.2	7.1	7.2	7.3	7.4	7.1					





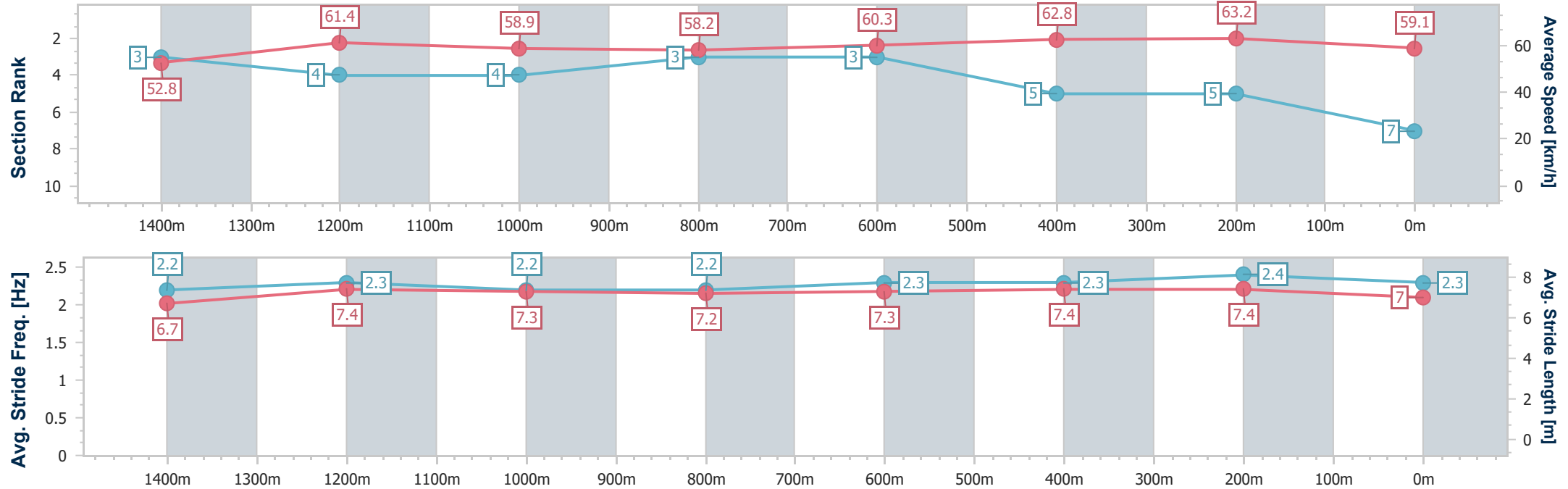
Horse/Jockey Name	Diasonic
Final Rank	7
Fastest Section Time (Section)	0:11.42 (400m)
Top Speed [km/h] (Section)	64.4 (400m)
Race State	Finished



RockhamptonProfessional
Race 5: THE SILKY SAM THAIDAY BENCHMARK 55 Handicap - 1600m
03 October 2025 - 15:12
Track Rating: Soft 5, Weather: Fine, Rail Position: 0.5 metre Entire Course.



Section	Overall	1400m	1200m	1000m	800m	600m	400m	200m					
Section Times	1:37.38 [7] (0:13.65)	1:23.73 [3] (0:11.74)	1:11.99 [4] (0:12.24)	0:59.75 [4] (0:12.40)	0:47.35 [3] (0:12.17)	0:35.18 [3] (0:11.47)	0:23.71 [5] (0:11.42)	0:12.29 [5] (0:12.29)					
Average Speed [km/h]	52.8	61.4	58.9	58.2	60.3	62.8	63.2	59.1					
Top Speed [km/h]	61.7	62.2	60.8	59.0	62.0	64.4	64.4	61.5					
Avg. Dist. to Rail [m]	3.1	0.5	0.5	0.6	2.5	4.8	6.8	8.2					
Avg. Stride Freq. [Hz]	2.2	2.3	2.2	2.2	2.3	2.3	2.4	2.3					
Avg. Stride Length [m]	6.7	7.4	7.3	7.2	7.3	7.4	7.4	7.0					





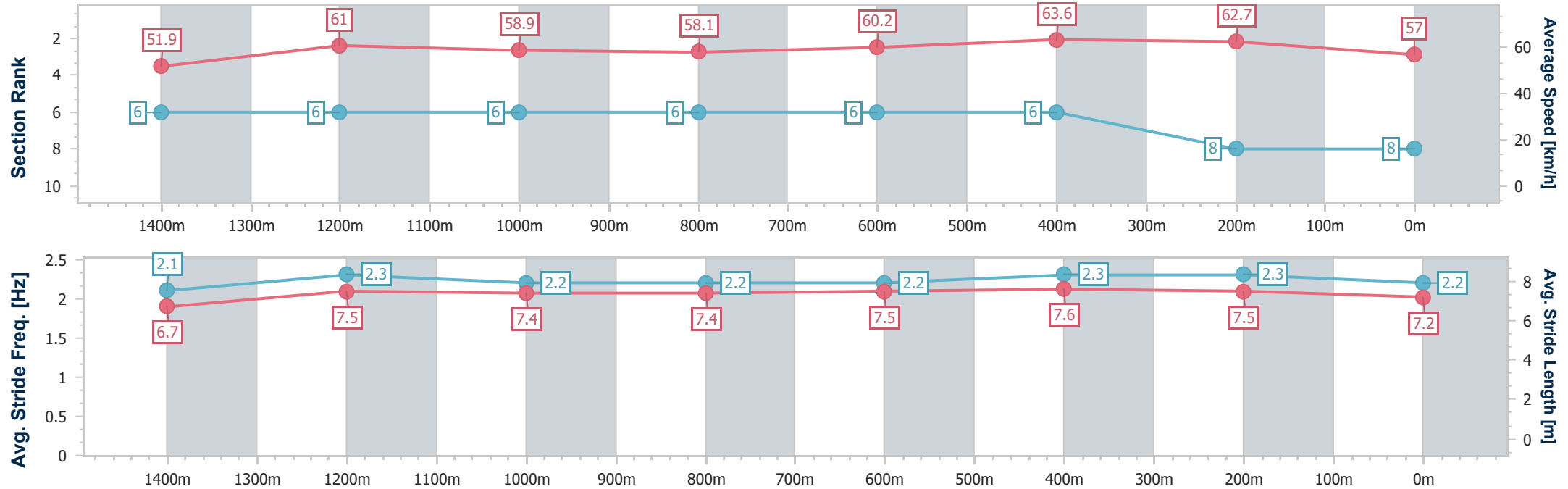
Horse/Jockey Name	Termite
Final Rank	8
Fastest Section Time (Section)	0:11.34 (600m)
Top Speed [km/h] (Section)	65.5 (600m)
Race State	Finished



RockhamptonProfessional
Race 5: THE SILKY SAM THAIDAY BENCHMARK 55 Handicap - 1600m
03 October 2025 - 15:12
Track Rating: Soft 5, Weather: Fine, Rail Position: 0.5 metre Entire Course.



Section	Overall	1400m	1200m	1000m	800m	600m	400m	200m					
Section Times	1:38.08 [8] (0:13.90)	1:24.18 [6] (0:11.80)	1:12.38 [6] (0:12.26)	1:00.12 [6] (0:12.40)	0:47.72 [6] (0:12.10)	0:35.62 [6] (0:11.34)	0:24.28 [6] (0:11.49)	0:12.79 [8] (0:12.79)					
Average Speed [km/h]	51.9	61.0	58.9	58.1	60.2	63.6	62.7	57.0					
Top Speed [km/h]	62.0	62.2	59.8	58.9	61.7	65.5	65.3	59.9					
Avg. Dist. to Rail [m]	5.0	0.1	0.3	0.4	1.5	4.2	6.9	6.0					
Avg. Stride Freq. [Hz]	2.1	2.3	2.2	2.2	2.2	2.3	2.3	2.2					
Avg. Stride Length [m]	6.7	7.5	7.4	7.4	7.5	7.6	7.5	7.2					





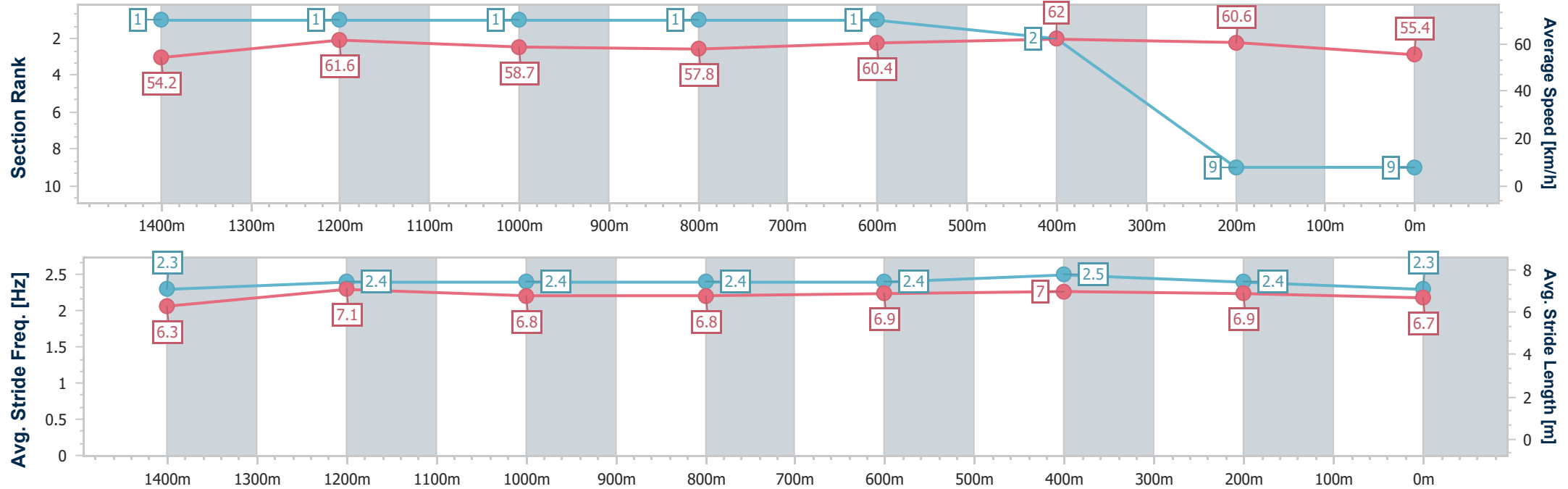
Horse/Jockey Name	Fancy Legend
Final Rank	9
Fastest Section Time (Section)	0:11.61 (600m)
Top Speed [km/h] (Section)	62.8 (400m)
Race State	Finished



RockhamptonProfessional
Race 5: THE SILKY SAM THAIDAY BENCHMARK 55 Handicap - 1600m
03 October 2025 - 15:12
Track Rating: Soft 5, Weather: Fine, Rail Position: 0.5 metre Entire Course.



Section	Overall	1400m	1200m	1000m	800m	600m	400m	200m					
Section Times	1:38.49 [9] (0:13.32)	1:25.17 [1] (0:11.67)	1:13.50 [1] (0:12.25)	1:01.25 [1] (0:12.52)	0:48.73 [1] (0:12.09)	0:36.64 [1] (0:11.61)	0:25.03 [2] (0:11.90)	0:13.13 [9] (0:13.13)					
Average Speed [km/h]	54.2	61.6	58.7	57.8	60.4	62.0	60.6	55.4					
Top Speed [km/h]	61.9	62.2	61.3	59.2	61.6	62.6	62.8	58.8					
Avg. Dist. to Rail [m]	1.4	0.4	0.3	0.6	1.7	3.4	3.4	3.3					
Avg. Stride Freq. [Hz]	2.3	2.4	2.4	2.4	2.4	2.5	2.4	2.3					
Avg. Stride Length [m]	6.3	7.1	6.8	6.8	6.9	7.0	6.9	6.7					





Rockhampton Professional

Race 6: BRNCOS V STORM NRL GRAND FINAL OPEN Handicap - 1050m

03 October 2025 - 15:47



Track Rating: Soft 5, Weather: Fine, Rail Position: 0.5 metre Entire Course.

Section		Overall				1000m	800m	600m	400m	200m	Last 600m		
Field Times		1:00.29				0:55.77	0:44.14	0:32.85	0:22.12	0:11.49	0:32.85		
		(0:04.52)				(0:11.63)	(0:11.29)	(0:10.73)	(0:10.63)	(0:11.49)			
Rank	TAB	Horse/Jockey	Barrier	Top Speed [km/h]	Fastest Section						Margin	Distance Travelled [m]	
1	6	DOUBTING EYE	5	70.5	0:04.73	1:00.29 [1]	0:55.56 [6]	0:43.73 [5]	0:32.09 [6]	0:21.53 [6]	0:11.13 [2]	1:00.29	0:32.09
		Raul Silvera Olivera		400m	Overall	(0:04.73)	(0:11.83)	(0:11.64)	(0:10.56)	(0:10.40)	(0:11.13)		
2	1	MASTER MONTARO	1	69.4	0:04.52	1:00.40 [2]	0:55.88 [2]	0:44.18 [2]	0:32.96 [1]	0:22.23 [1]	0:11.60 [1]	0.64L	0:32.96
		Jai Williams		600m	Overall	(0:04.52)	(0:11.70)	(0:11.22)	(0:10.73)	(0:10.63)	(0:11.60)		-12
3	7	FORTRESS AUSTRALIA	3	70.8	0:04.77	1:00.68 [3]	0:55.91 [7]	0:44.06 [6]	0:32.63 [5]	0:21.96 [5]	0:11.51 [3]	2.28L	0:32.63
		Sean Cormack		400m	Overall	(0:04.77)	(0:11.85)	(0:11.43)	(0:10.67)	(0:10.45)	(0:11.51)		-7
4	5	THISLAND IS MYLAND	2	68.5	0:04.67	1:00.72 [4]	0:56.05 [4]	0:44.41 [3]	0:33.01 [3]	0:22.20 [3]	0:11.53 [6]	2.5L	0:33.01
		Jackson Murphy		400m	Overall	(0:04.67)	(0:11.64)	(0:11.40)	(0:10.81)	(0:10.67)	(0:11.53)		-7
5	2	JEMELDI	6	68.9	0:04.56	1:00.78 [5]	0:56.22 [3]	0:44.42 [4]	0:32.97 [4]	0:22.25 [4]	0:11.61 [4]	2.89L	0:32.97
		Chloe Lowe		400m	Overall	(0:04.56)	(0:11.80)	(0:11.45)	(0:10.72)	(0:10.64)	(0:11.61)		-2
6	3	CAPTAIN FOX	7	70.4	0:04.71	1:01.05 [6]	0:56.34 [5]	0:44.27 [7]	0:32.68 [7]	0:22.14 [7]	0:11.50 [7]	4.46L	0:32.68
		Adam Sewell		600m	Overall	(0:04.71)	(0:12.07)	(0:11.59)	(0:10.54)	(0:10.64)	(0:11.50)		-2
7	4	RUBUNKAR	4	68.4	0:04.52	1:01.44 [7]	0:56.92 [1]	0:45.29 [1]	0:33.85 [2]	0:23.14 [2]	0:12.26 [5]	6.74L	0:33.85
		Les Tilley		600m	Overall	(0:04.52)	(0:11.63)	(0:11.44)	(0:10.71)	(0:10.88)	(0:12.26)		

Scratched: Pretty Slick (#8)



Horse/Jockey Name	Doubting Eye
Final Rank	1
Fastest Section Time (Section)	0:04.73 (Overall)
Top Speed [km/h] (Section)	70.5 (400m)
Race State	Finished



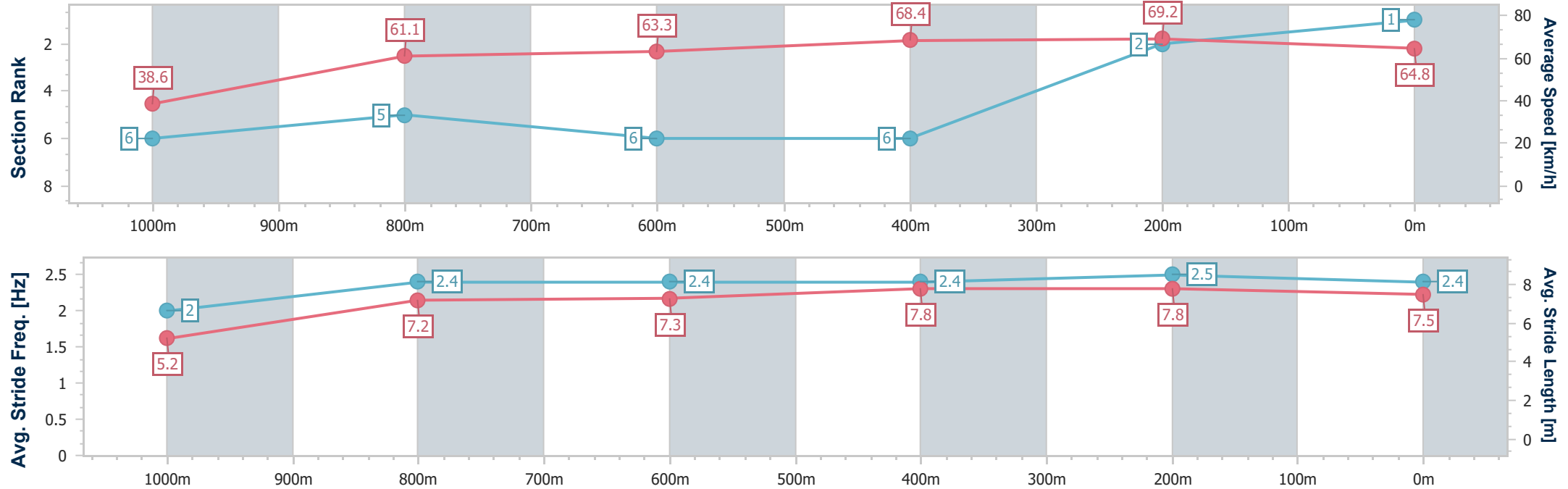
RockhamptonProfessional
Race 6: BRONCOS V STORM NRL GRAND FINAL OPEN
Handicap - 1050m

03 October 2025 - 15:47

Track Rating: Soft 5, Weather: Fine, Rail Position: 0.5 metre Entire Course.



Section	Overall	1000m	800m	600m	400m	200m								
Section Times	1:00.29 [1] (0:04.73)	0:55.56 [6] (0:11.83)	0:43.73 [5] (0:11.64)	0:32.09 [6] (0:10.56)	0:21.53 [6] (0:10.40)	0:11.13 [2] (0:11.13)								
Average Speed [km/h]	38.6	61.1	63.3	68.4	69.2	64.8								
Top Speed [km/h]	53.5	64.4	64.9	70.4	70.5	67.0								
Avg. Dist. to Rail [m]	8.3	1.8	2.8	5.4	7.2	8.0								
Avg. Stride Freq. [Hz]	2.0	2.4	2.4	2.4	2.5	2.4								
Avg. Stride Length [m]	5.2	7.2	7.3	7.8	7.8	7.5								



[] Ranking at each section and finish
-.-.- No data available at this section
NA No data available



Horse/Jockey Name	Master Montaro
Final Rank	2
Fastest Section Time (Section)	0:04.52 (Overall)
Top Speed [km/h] (Section)	69.4 (600m)
Race State	Finished



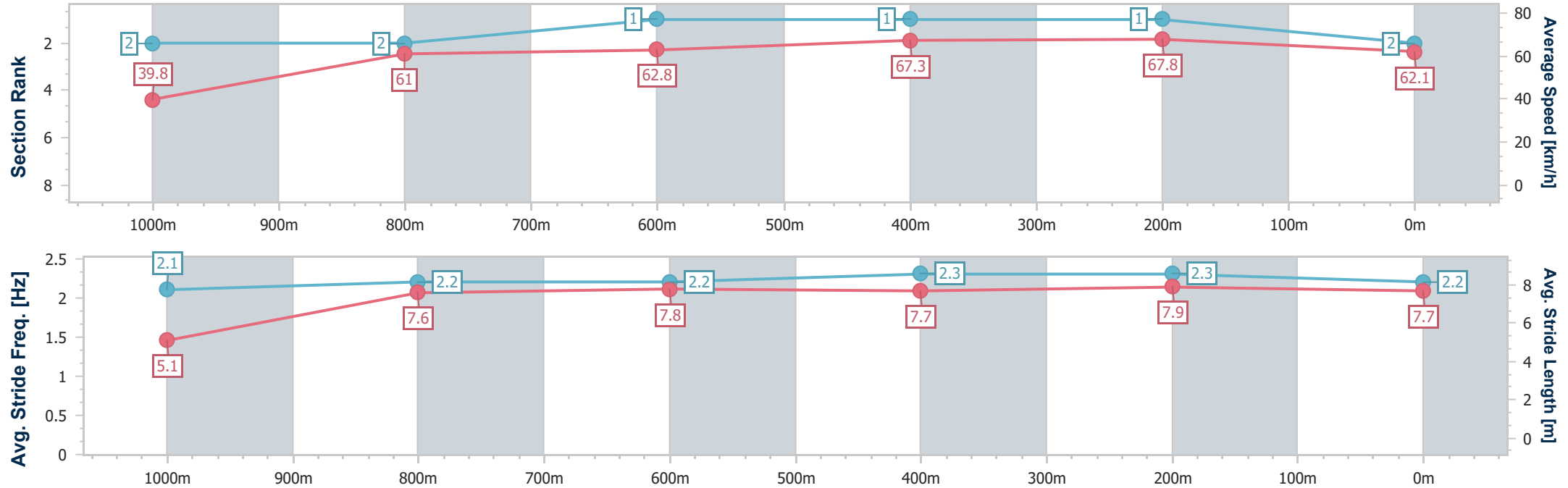
RockhamptonProfessional
Race 6: BRNCOS V STORM NRL GRAND FINAL OPEN
Handicap - 1050m

03 October 2025 - 15:47

Track Rating: Soft 5, Weather: Fine, Rail Position: 0.5 metre Entire Course.



Section	Overall	1000m	800m	600m	400m	200m							
Section Times	1:00.40 [2] (0:04.52)	0:55.88 [2] (0:11.70)	0:44.18 [2] (0:11.22)	0:32.96 [1] (0:10.73)	0:22.23 [1] (0:10.63)	0:11.60 [1] (0:11.60)							
Average Speed [km/h]	39.8	61.0	62.8	67.3	67.8	62.1							
Top Speed [km/h]	54.8	63.1	64.1	69.4	69.3	65.9							
Avg. Dist. to Rail [m]	4.8	1.5	2.2	1.3	2.4	3.8							
Avg. Stride Freq. [Hz]	2.1	2.2	2.2	2.3	2.3	2.2							
Avg. Stride Length [m]	5.1	7.6	7.8	7.7	7.9	7.7							



- [] Ranking at each section and finish
- .-.- No data available at this section
- NA No data available



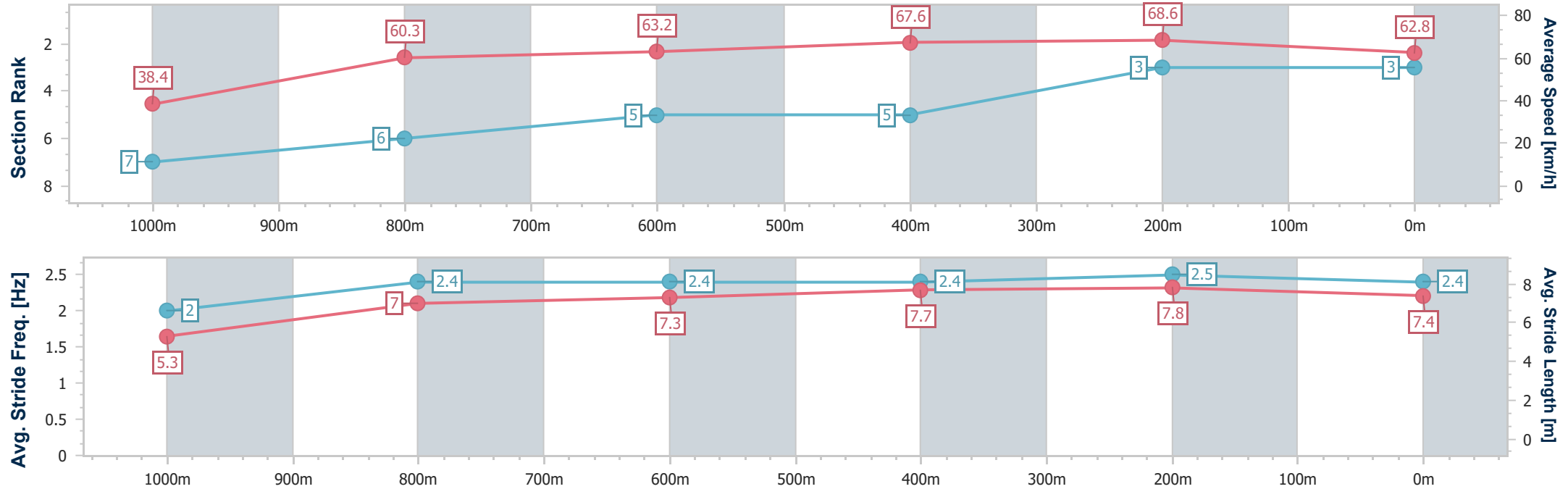
Horse/Jockey Name	Fortress Australia
Final Rank	3
Fastest Section Time (Section)	0:04.77 (Overall)
Top Speed [km/h] (Section)	70.8 (400m)
Race State	Finished



RockhamptonProfessional
Race 6: BRONCOS V STORM NRL GRAND FINAL OPEN
Handicap - 1050m
03 October 2025 - 15:47
Track Rating: Soft 5, Weather: Fine, Rail Position: 0.5 metre Entire Course.



Section	Overall	1000m	800m	600m	400m	200m							
Section Times	1:00.68 [3] (0:04.77)	0:55.91 [7] (0:11.85)	0:44.06 [6] (0:11.43)	0:32.63 [5] (0:10.67)	0:21.96 [5] (0:10.45)	0:11.51 [3] (0:11.51)							
Average Speed [km/h]	38.4	60.3	63.2	67.6	68.6	62.8							
Top Speed [km/h]	53.7	63.3	64.9	69.4	70.8	66.4							
Avg. Dist. to Rail [m]	6.4	1.5	1.4	3.5	3.1	3.4							
Avg. Stride Freq. [Hz]	2.0	2.4	2.4	2.4	2.5	2.4							
Avg. Stride Length [m]	5.3	7.0	7.3	7.7	7.8	7.4							





Horse/Jockey Name	Thisland Is Myland
Final Rank	4
Fastest Section Time (Section)	0:04.67 (Overall)
Top Speed [km/h] (Section)	68.5 (400m)
Race State	Finished



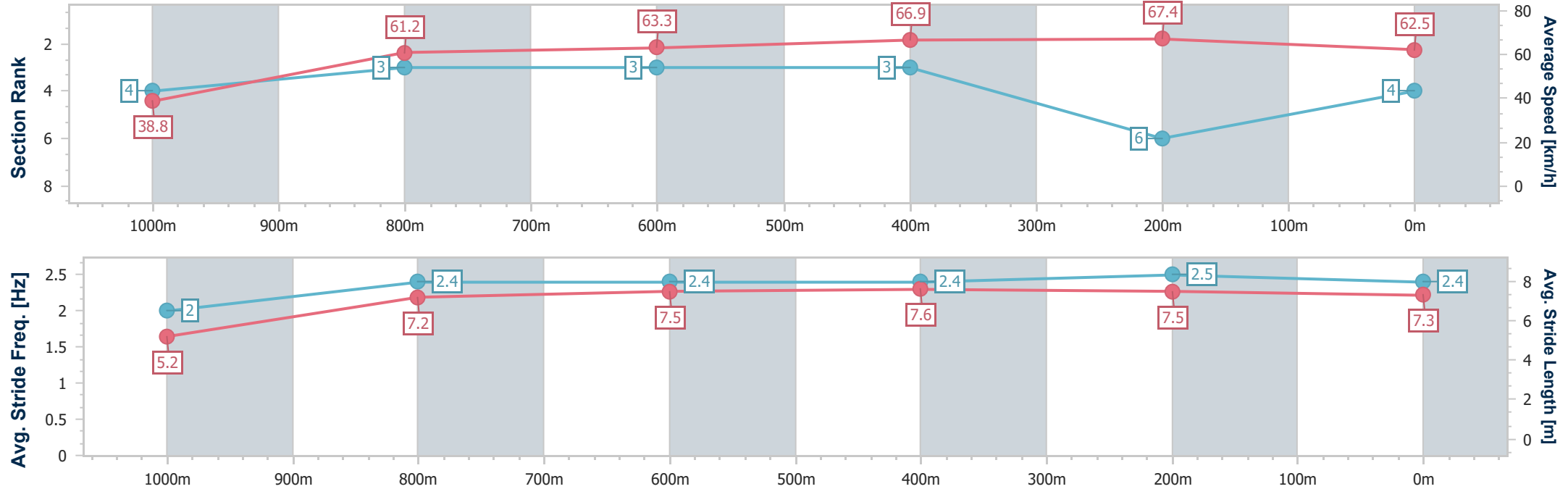
RockhamptonProfessional
Race 6: BRONCOS V STORM NRL GRAND FINAL OPEN
Handicap - 1050m

03 October 2025 - 15:47

Track Rating: Soft 5, Weather: Fine, Rail Position: 0.5 metre Entire Course.



Section	Overall	1000m	800m	600m	400m	200m							
Section Times	1:00.72 [4] (0:04.67)	0:56.05 [4] (0:11.64)	0:44.41 [3] (0:11.40)	0:33.01 [3] (0:10.81)	0:22.20 [3] (0:10.67)	0:11.53 [6] (0:11.53)							
Average Speed [km/h]	38.8	61.2	63.3	66.9	67.4	62.5							
Top Speed [km/h]	53.5	64.1	66.0	68.1	68.5	65.4							
Avg. Dist. to Rail [m]	5.2	1.6	1.2	4.0	5.4	4.6							
Avg. Stride Freq. [Hz]	2.0	2.4	2.4	2.4	2.5	2.4							
Avg. Stride Length [m]	5.2	7.2	7.5	7.6	7.5	7.3							





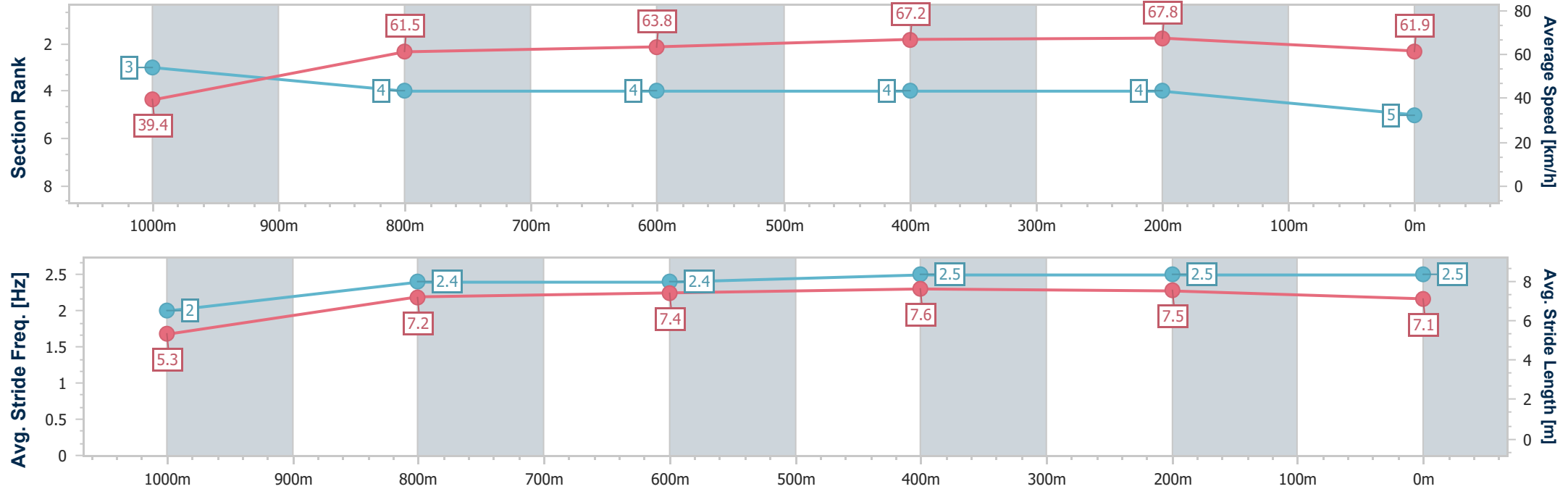
Horse/Jockey Name	Jemeldi
Final Rank	5
Fastest Section Time (Section)	0:04.56 (Overall)
Top Speed [km/h] (Section)	68.9 (400m)
Race State	Finished



RockhamptonProfessional
Race 6: BRNCOS V STORM NRL GRAND FINAL OPEN
Handicap - 1050m
03 October 2025 - 15:47
Track Rating: Soft 5, Weather: Fine, Rail Position: 0.5 metre Entire Course.



Section	Overall	1000m	800m	600m	400m	200m							
Section Times	1:00.78 [5] (0:04.56)	0:56.22 [3] (0:11.80)	0:44.42 [4] (0:11.45)	0:32.97 [4] (0:10.72)	0:22.25 [4] (0:10.64)	0:11.61 [4] (0:11.61)							
Average Speed [km/h]	39.4	61.5	63.8	67.2	67.8	61.9							
Top Speed [km/h]	54.7	63.5	65.8	68.9	68.9	65.4							
Avg. Dist. to Rail [m]	9.6	2.2	2.1	4.4	5.4	5.1							
Avg. Stride Freq. [Hz]	2.0	2.4	2.4	2.5	2.5	2.5							
Avg. Stride Length [m]	5.3	7.2	7.4	7.6	7.5	7.1							



[] Ranking at each section and finish
-.-.- No data available at this section
NA No data available



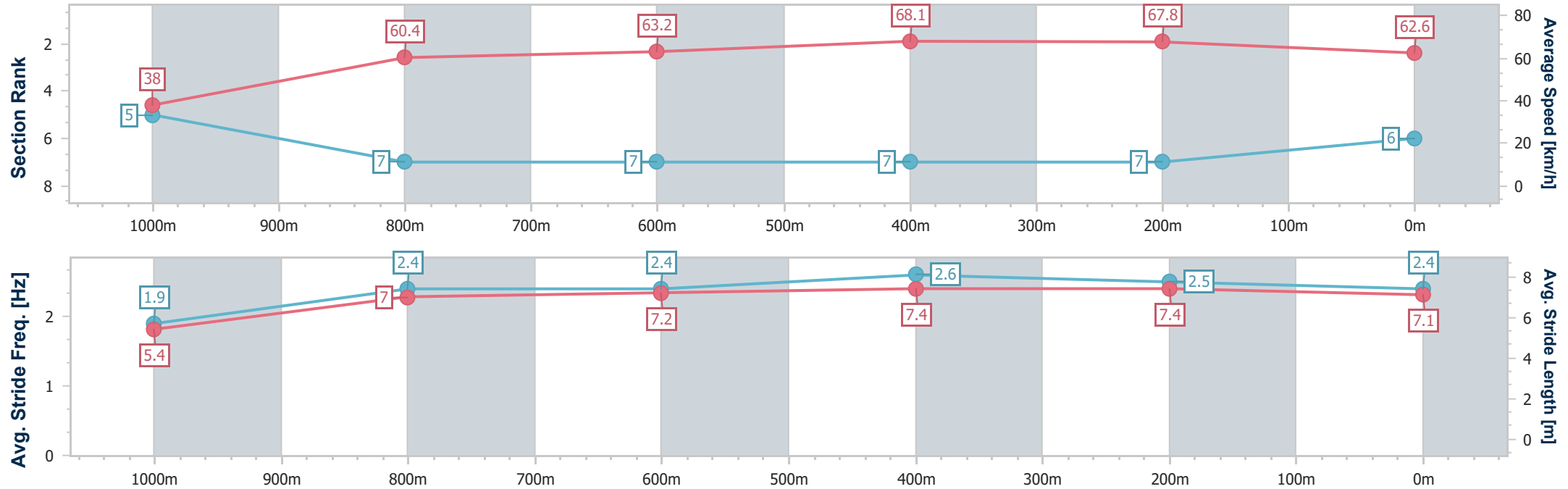
Horse/Jockey Name	Captain Fox
Final Rank	6
Fastest Section Time (Section)	0:04.71 (Overall)
Top Speed [km/h] (Section)	70.4 (600m)
Race State	Finished



RockhamptonProfessional
Race 6: BRONCOS V STORM NRL GRAND FINAL OPEN
Handicap - 1050m
03 October 2025 - 15:47
Track Rating: Soft 5, Weather: Fine, Rail Position: 0.5 metre Entire Course.



Section	Overall	1000m	800m	600m	400m	200m							
Section Times	1:01.05 [6] (0:04.71)	0:56.34 [5] (0:12.07)	0:44.27 [7] (0:11.59)	0:32.68 [7] (0:10.54)	0:22.14 [7] (0:10.64)	0:11.50 [7] (0:11.50)							
Average Speed [km/h]	38.0	60.4	63.2	68.1	67.8	62.6							
Top Speed [km/h]	51.5	64.0	64.9	70.4	70.3	65.8							
Avg. Dist. to Rail [m]	10.3	2.9	2.0	1.9	3.0	6.7							
Avg. Stride Freq. [Hz]	1.9	2.4	2.4	2.6	2.5	2.4							
Avg. Stride Length [m]	5.4	7.0	7.2	7.4	7.4	7.1							





Horse/Jockey Name	Rubunkar
Final Rank	7
Fastest Section Time (Section)	0:04.52 (Overall)
Top Speed [km/h] (Section)	68.4 (600m)
Race State	Finished



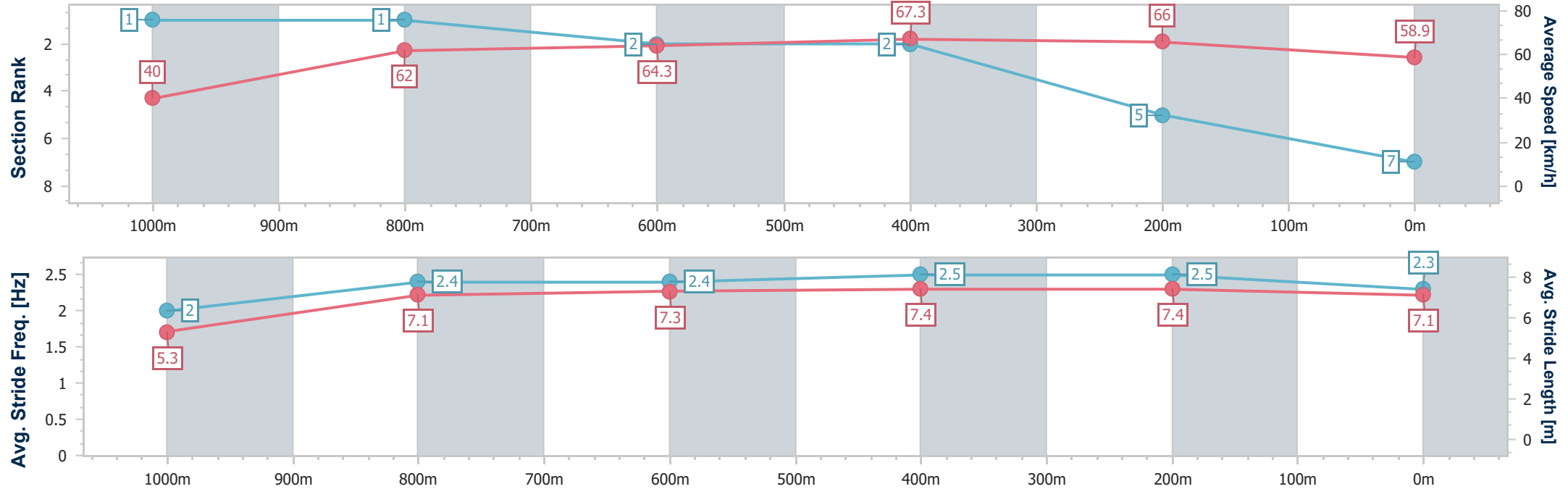
RockhamptonProfessional
Race 6: BRONCOS V STORM NRL GRAND FINAL OPEN
Handicap - 1050m

03 October 2025 - 15:47

Track Rating: Soft 5, Weather: Fine, Rail Position: 0.5 metre Entire
Course.



Section	Overall	1000m	800m	600m	400m	200m								
Section Times	1:01.44 [7] (0:04.52)	0:56.92 [1] (0:11.63)	0:45.29 [1] (0:11.44)	0:33.85 [2] (0:10.71)	0:23.14 [2] (0:10.88)	0:12.26 [5] (0:12.26)								
Average Speed [km/h]	40.0	62.0	64.3	67.3	66.0	58.9								
Top Speed [km/h]	55.3	65.7	65.8	68.4	68.4	62.9								
Avg. Dist. to Rail [m]	7.0	1.2	2.3	3.8	3.6	3.2								
Avg. Stride Freq. [Hz]	2.0	2.4	2.4	2.5	2.5	2.3								
Avg. Stride Length [m]	5.3	7.1	7.3	7.4	7.4	7.1								



[] Ranking at each section and finish
-.-.- No data available at this section
NA No data available



Rockhampton Professional
Race 7: BRNCOS V ROOSTERS NRLW GRAND FINAL Class 1
Handicap - 1050m
03 October 2025 - 16:29



Track Rating: Soft 5, Weather: Fine, Rail Position: 0.5 metre Entire Course.

Section						Overall	1000m	800m	600m	400m	200m	Last 600m		
Field Times						0:59.96 (0:04.29)	0:55.67 (0:10.95)	0:44.72 (0:11.05)	0:33.67 (0:11.02)	0:22.65 (0:10.84)	0:11.81 (0:11.81)	0:33.67		
Rank	TAB	Horse/Jockey	Barrier	Top Speed [km/h]	Fastest Section							Margin	Distance Travelled [m]	
1	3	BORRELLI	4	69.0	0:04.29	0:59.96 [1]	0:55.67 [1]	0:44.48 [2]	0:33.30 [2]	0:22.65 [1]	0:11.81 [1]	0:59.96	0:33.30	
		Tahlia Fenlon		600m	Overall	(0:04.29)	(0:11.19)	(0:11.18)	(0:10.65)	(0:10.84)	(0:11.81)			
2	9	DISCOVERED GOLD	7	68.8	0:04.52	1:00.20 [2]	0:55.68 [6]	0:44.37 [4]	0:33.27 [4]	0:22.60 [3]	0:11.66 [2]	1.39L	0:33.27	+4
		Raul Silvera Olivera		600m	Overall	(0:04.52)	(0:11.31)	(0:11.10)	(0:10.67)	(0:10.94)	(0:11.66)			
3	11	RED BEAUTY	5	68.5	0:04.69	1:00.27 [3]	0:55.58 [8]	0:44.18 [7]	0:33.16 [7]	0:22.44 [6]	0:11.59 [3]	1.81L	0:33.16	-1
		Jackson Murphy		600m	Overall	(0:04.69)	(0:11.40)	(0:11.02)	(0:10.72)	(0:10.85)	(0:11.59)			
4	2	SILVER HAMMER	2	68.1	0:04.49	1:00.31 [4]	0:55.82 [4]	0:44.43 [6]	0:33.27 [5]	0:22.54 [5]	0:11.38 [6]	2.05L	0:33.27	-4
		Warwick Satherley		600m	Overall	(0:04.49)	(0:11.39)	(0:11.16)	(0:10.73)	(0:11.16)	(0:11.38)			
5	7	SPELLHOUND	8	69.8	0:04.92	1:00.32 [5]	0:55.40 [9]	0:43.98 [9]	0:32.88 [9]	0:22.40 [8]	0:11.40 [5]	2.08L	0:32.88	-3
		Jai Williams		600m	Overall	(0:04.92)	(0:11.42)	(0:11.10)	(0:10.48)	(0:11.00)	(0:11.40)			
6	12	FRENCH WISH	3	67.5	0:04.51	1:00.82 [6]	0:56.31 [5]	0:44.97 [5]	0:33.76 [6]	0:22.90 [7]	0:11.74 [7]	5.04L	0:33.76	-1
		Jason Taylor		600m	Overall	(0:04.51)	(0:11.34)	(0:11.21)	(0:10.86)	(0:11.16)	(0:11.74)			
7	4	AIN'T TELLIN	1	66.9	0:04.62	1:01.11 [7]	0:56.49 [7]	0:45.00 [8]	0:33.83 [8]	0:22.96 [9]	0:11.78 [9]	6.76L	0:33.83	-5
		Sarah Robbins		400m	Overall	(0:04.62)	(0:11.49)	(0:11.17)	(0:10.87)	(0:11.18)	(0:11.78)			
8	8	TENNER	6	68.3	0:04.42	1:01.47 [8]	0:57.05 [2]	0:46.23 [1]	0:35.18 [1]	0:24.13 [2]	0:12.70 [4]	8.84L	0:35.18	-1
		Gabrielle Semmens		1000m	Overall	(0:04.42)	(0:10.82)	(0:11.05)	(0:11.05)	(0:11.43)	(0:12.70)			
9	5	HOT TORQUE INVEGAS	9	67.0	0:04.43	1:01.53 [9]	0:57.10 [3]	0:45.94 [3]	0:34.70 [3]	0:23.83 [4]	0:12.42 [8]	9.22L	0:34.70	+0
		Nikki Olzard		800m	Overall	(0:04.43)	(0:11.16)	(0:11.24)	(0:10.87)	(0:11.41)	(0:12.42)			

Scratched: Wise Choice (#6), Athletica (#1), Hit The Button (#10)



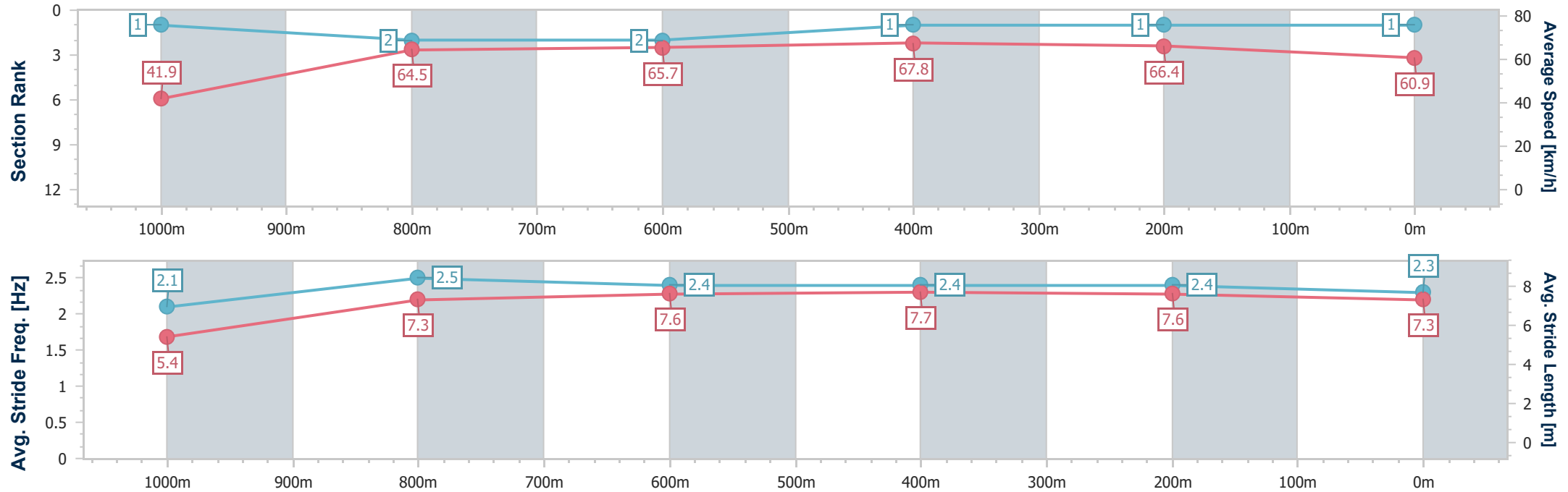
Horse/Jockey Name	Borrelli
Final Rank	1
Fastest Section Time (Section)	0:04.29 (Overall)
Top Speed [km/h] (Section)	69.0 (600m)
Race State	Finished



RockhamptonProfessional
Race 7: BRNCOS V ROOSTERS NRLW GRAND FINAL Class 1
Handicap - 1050m
03 October 2025 - 16:29
Track Rating: Soft 5, Weather: Fine, Rail Position: 0.5 metre Entire Course.



Section	Overall	1000m	800m	600m	400m	200m							
Section Times	0:59.96 [1] (0:04.29)	0:55.67 [1] (0:11.19)	0:44.48 [2] (0:11.18)	0:33.30 [2] (0:10.65)	0:22.65 [1] (0:10.84)	0:11.81 [1] (0:11.81)							
Average Speed [km/h]	41.9	64.5	65.7	67.8	66.4	60.9							
Top Speed [km/h]	56.7	66.9	67.1	69.0	67.4	64.6							
Avg. Dist. to Rail [m]	7.6	1.5	2.8	2.8	3.5	3.2							
Avg. Stride Freq. [Hz]	2.1	2.5	2.4	2.4	2.4	2.3							
Avg. Stride Length [m]	5.4	7.3	7.6	7.7	7.6	7.3							



[] Ranking at each section and finish
-.-.- No data available at this section
NA No data available



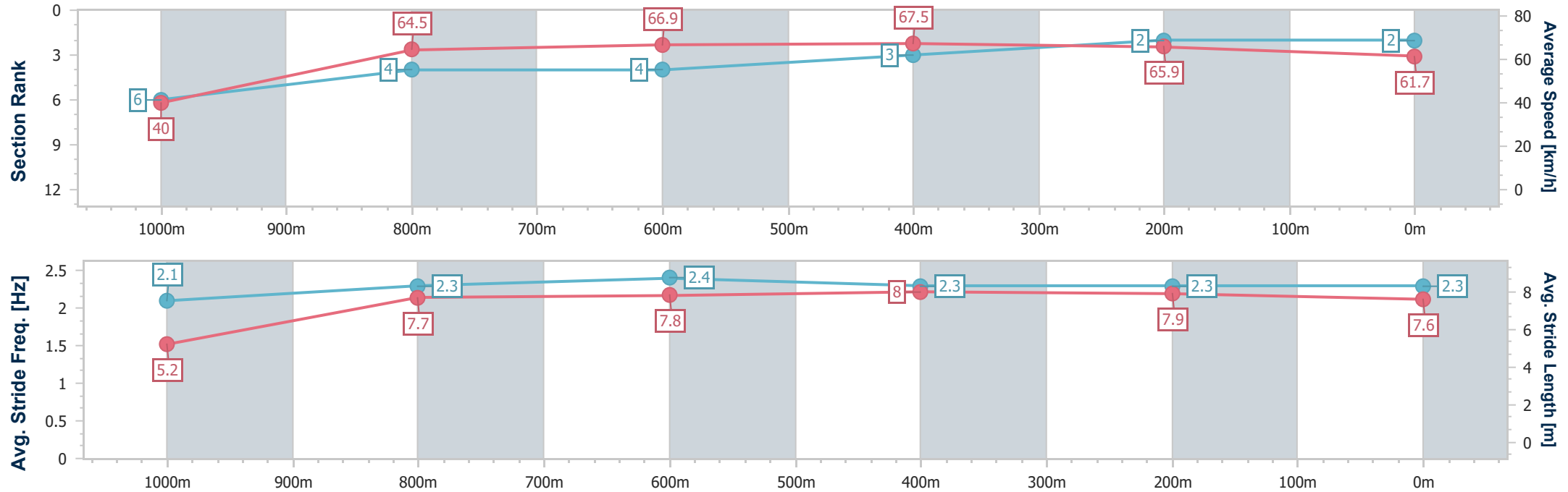
Horse/Jockey Name	Discovered Gold
Final Rank	2
Fastest Section Time (Section)	0:04.52 (Overall)
Top Speed [km/h] (Section)	68.8 (600m)
Race State	Finished



RockhamptonProfessional
Race 7: BRONCOS V ROOSTERS NRLW GRAND FINAL Class 1
Handicap - 1050m
03 October 2025 - 16:29
Track Rating: Soft 5, Weather: Fine, Rail Position: 0.5 metre Entire Course.



Section	Overall	1000m	800m	600m	400m	200m							
Section Times	1:00.20 [2] (0:04.52)	0:55.68 [6] (0:11.31)	0:44.37 [4] (0:11.10)	0:33.27 [4] (0:10.67)	0:22.60 [3] (0:10.94)	0:11.66 [2] (0:11.66)							
Average Speed [km/h]	40.0	64.5	66.9	67.5	65.9	61.7							
Top Speed [km/h]	56.0	66.8	67.7	68.8	67.8	63.8							
Avg. Dist. to Rail [m]	9.7	2.6	3.7	4.3	4.9	5.6							
Avg. Stride Freq. [Hz]	2.1	2.3	2.4	2.3	2.3	2.3							
Avg. Stride Length [m]	5.2	7.7	7.8	8.0	7.9	7.6							



[] Ranking at each section and finish
-.-.- No data available at this section
NA No data available



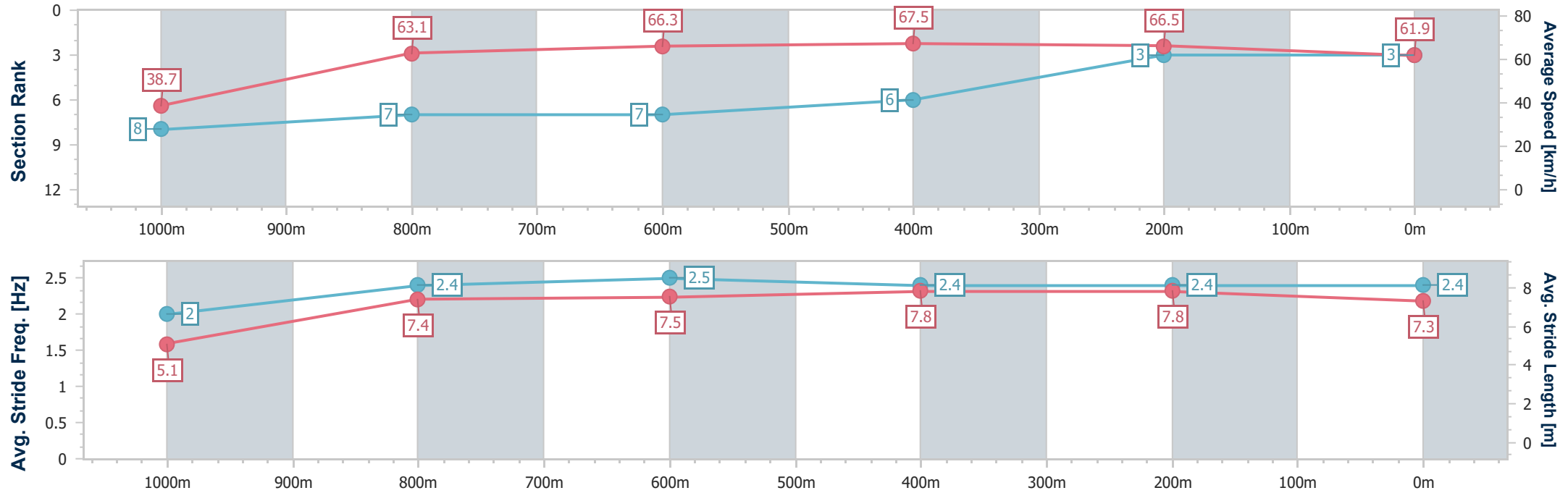
Horse/Jockey Name	Red Beauty
Final Rank	3
Fastest Section Time (Section)	0:04.69 (Overall)
Top Speed [km/h] (Section)	68.5 (600m)
Race State	Finished



RockhamptonProfessional
Race 7: BRONCOS V ROOSTERS NRLW GRAND FINAL Class 1
Handicap - 1050m
03 October 2025 - 16:29
Track Rating: Soft 5, Weather: Fine, Rail Position: 0.5 metre Entire Course.



Section	Overall	1000m	800m	600m	400m	200m							
Section Times	1:00.27 [3] (0:04.69)	0:55.58 [8] (0:11.40)	0:44.18 [7] (0:11.02)	0:33.16 [7] (0:10.72)	0:22.44 [6] (0:10.85)	0:11.59 [3] (0:11.59)							
Average Speed [km/h]	38.7	63.1	66.3	67.5	66.5	61.9							
Top Speed [km/h]	56.3	66.5	67.6	68.5	68.2	65.1							
Avg. Dist. to Rail [m]	7.9	1.2	2.1	4.6	6.9	7.9							
Avg. Stride Freq. [Hz]	2.0	2.4	2.5	2.4	2.4	2.4							
Avg. Stride Length [m]	5.1	7.4	7.5	7.8	7.8	7.3							





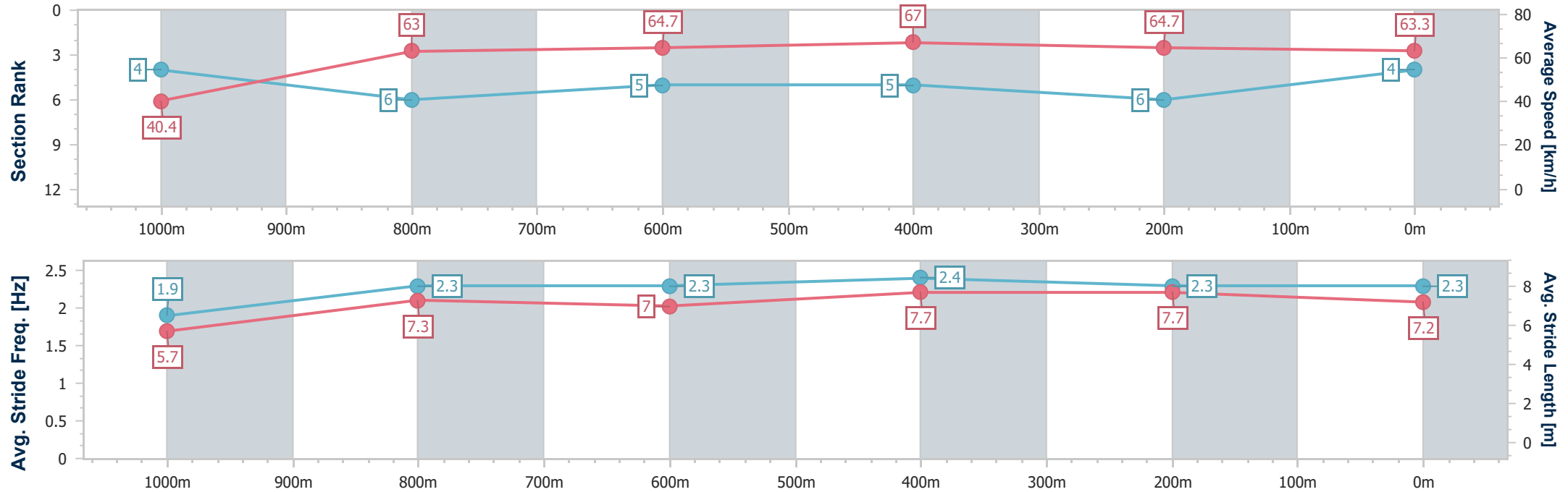
Horse/Jockey Name	Silver Hammer
Final Rank	4
Fastest Section Time (Section)	0:04.49 (Overall)
Top Speed [km/h] (Section)	68.1 (600m)
Race State	Finished



RockhamptonProfessional
Race 7: BRNCOS V ROOSTERS NRLW GRAND FINAL Class 1
Handicap - 1050m
03 October 2025 - 16:29
Track Rating: Soft 5, Weather: Fine, Rail Position: 0.5 metre Entire Course.



Section	Overall	1000m	800m	600m	400m	200m							
Section Times	1:00.31 [4] (0:04.49)	0:55.82 [4] (0:11.39)	0:44.43 [6] (0:11.16)	0:33.27 [5] (0:10.73)	0:22.54 [5] (0:11.16)	0:11.38 [6] (0:11.38)							
Average Speed [km/h]	40.4	63.0	64.7	67.0	64.7	63.3							
Top Speed [km/h]	55.4	65.0	65.8	68.1	65.6	64.9							
Avg. Dist. to Rail [m]	5.1	1.1	0.5	1.0	2.2	2.3							
Avg. Stride Freq. [Hz]	1.9	2.3	2.3	2.4	2.3	2.3							
Avg. Stride Length [m]	5.7	7.3	7.0	7.7	7.7	7.2							





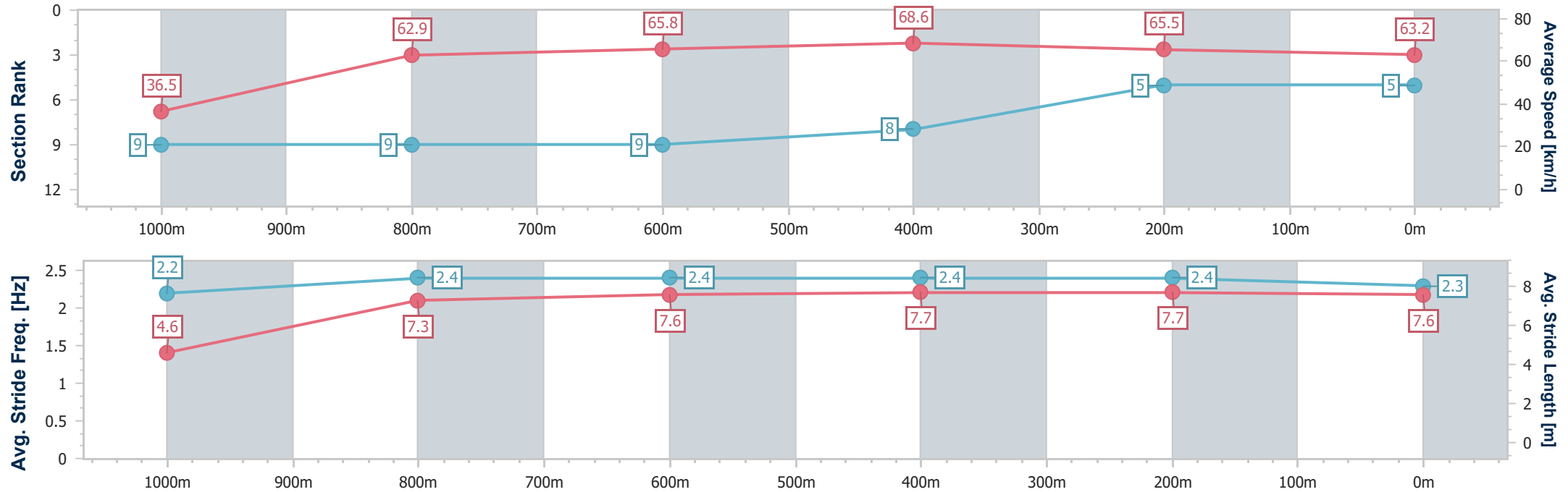
Horse/Jockey Name	Spellhound
Final Rank	5
Fastest Section Time (Section)	0:04.92 (Overall)
Top Speed [km/h] (Section)	69.8 (600m)
Race State	Finished



RockhamptonProfessional
Race 7: BRNCOS V ROOSTERS NRLW GRAND FINAL Class 1
Handicap - 1050m
03 October 2025 - 16:29
Track Rating: Soft 5, Weather: Fine, Rail Position: 0.5 metre Entire Course.



Section	Overall	1000m	800m	600m	400m	200m							
Section Times	1:00.32 [5] (0:04.92)	0:55.40 [9] (0:11.42)	0:43.98 [9] (0:11.10)	0:32.88 [9] (0:10.48)	0:22.40 [8] (0:11.00)	0:11.40 [5] (0:11.40)							
Average Speed [km/h]	36.5	62.9	65.8	68.6	65.5	63.2							
Top Speed [km/h]	55.0	65.1	67.5	69.8	69.3	65.0							
Avg. Dist. to Rail [m]	10.1	1.5	1.8	1.8	2.1	4.0							
Avg. Stride Freq. [Hz]	2.2	2.4	2.4	2.4	2.4	2.3							
Avg. Stride Length [m]	4.6	7.3	7.6	7.7	7.7	7.6							





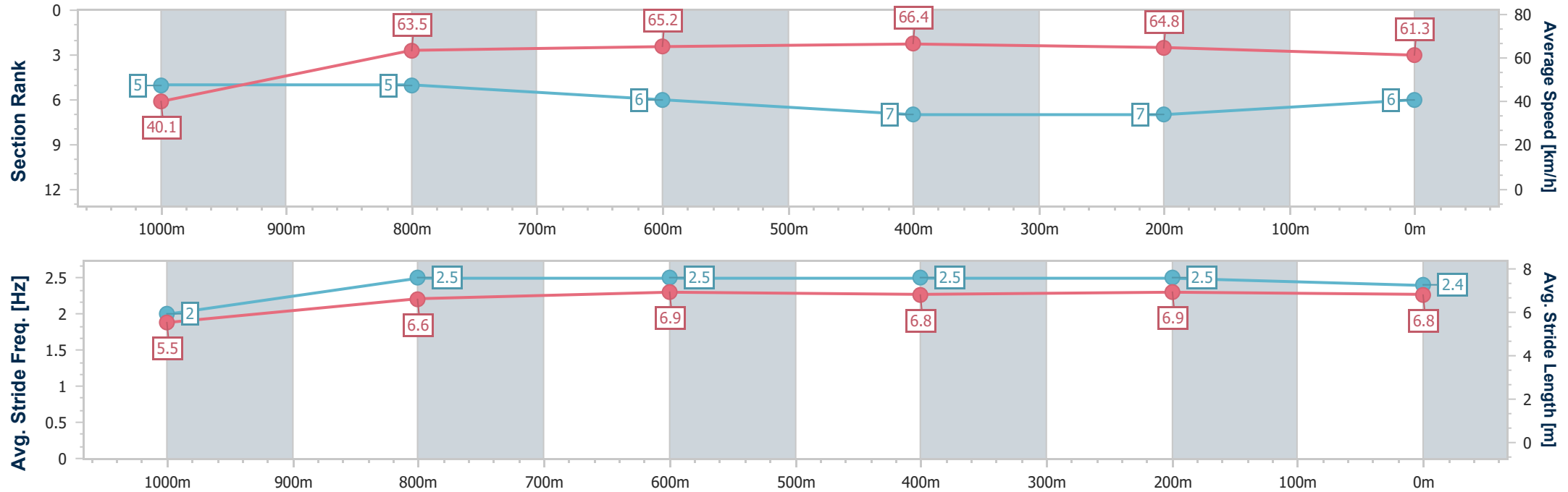
Horse/Jockey Name	French Wish
Final Rank	6
Fastest Section Time (Section)	0:04.51 (Overall)
Top Speed [km/h] (Section)	67.5 (600m)
Race State	Finished



RockhamptonProfessional
Race 7: BRNCOS V ROOSTERS NRLW GRAND FINAL Class 1
Handicap - 1050m
03 October 2025 - 16:29
Track Rating: Soft 5, Weather: Fine, Rail Position: 0.5 metre Entire Course.



Section	Overall	1000m	800m	600m	400m	200m								
Section Times	1:00.82 [6] (0:04.51)	0:56.31 [5] (0:11.34)	0:44.97 [5] (0:11.21)	0:33.76 [6] (0:10.86)	0:22.90 [7] (0:11.16)	0:11.74 [7] (0:11.74)								
Average Speed [km/h]	40.1	63.5	65.2	66.4	64.8	61.3								
Top Speed [km/h]	55.5	65.6	66.3	67.5	67.3	62.3								
Avg. Dist. to Rail [m]	5.6	1.0	2.0	2.9	5.0	7.3								
Avg. Stride Freq. [Hz]	2.0	2.5	2.5	2.5	2.5	2.4								
Avg. Stride Length [m]	5.5	6.6	6.9	6.8	6.9	6.8								



- [] Ranking at each section and finish
- .-.- No data available at this section
- NA No data available



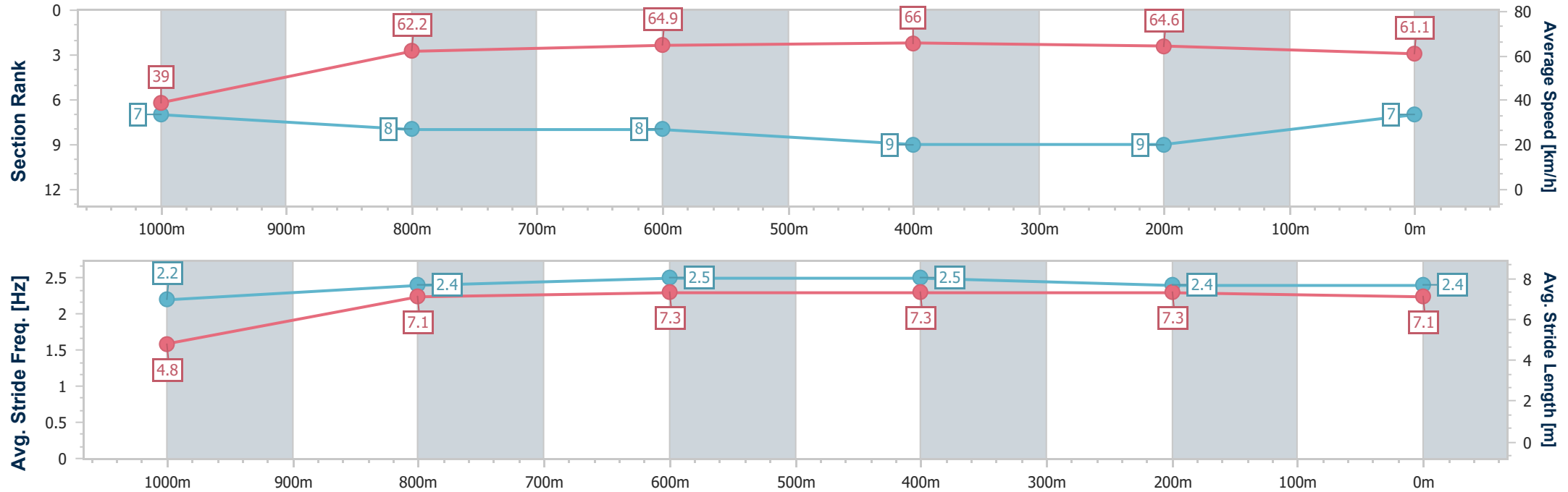
Horse/Jockey Name	Ain't Tellin
Final Rank	7
Fastest Section Time (Section)	0:04.62 (Overall)
Top Speed [km/h] (Section)	66.9 (400m)
Race State	Finished



RockhamptonProfessional
Race 7: BRONCOS V ROOSTERS NRLW GRAND FINAL Class 1
Handicap - 1050m
03 October 2025 - 16:29
Track Rating: Soft 5, Weather: Fine, Rail Position: 0.5 metre Entire Course.



Section	Overall	1000m	800m	600m	400m	200m							
Section Times	1:01.11 [7] (0:04.62)	0:56.49 [7] (0:11.49)	0:45.00 [8] (0:11.17)	0:33.83 [8] (0:10.87)	0:22.96 [9] (0:11.18)	0:11.78 [9] (0:11.78)							
Average Speed [km/h]	39.0	62.2	64.9	66.0	64.6	61.1							
Top Speed [km/h]	55.5	63.7	65.7	66.8	66.9	63.5							
Avg. Dist. to Rail [m]	3.5	1.2	0.7	0.3	3.4	5.5							
Avg. Stride Freq. [Hz]	2.2	2.4	2.5	2.5	2.4	2.4							
Avg. Stride Length [m]	4.8	7.1	7.3	7.3	7.3	7.1							



[] Ranking at each section and finish
-.-.- No data available at this section
NA No data available



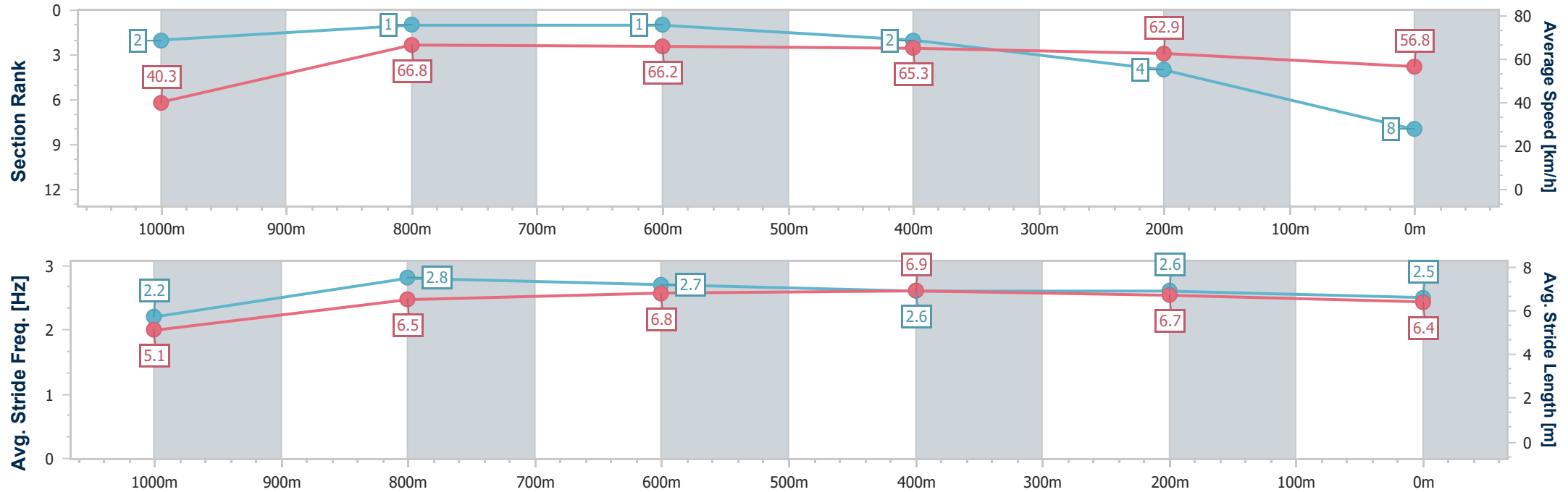
Horse/Jockey Name	Tenner
Final Rank	8
Fastest Section Time (Section)	0:04.42 (Overall)
Top Speed [km/h] (Section)	68.3 (1000m)
Race State	Finished



RockhamptonProfessional
Race 7: BRNCOS V ROOSTERS NRLW GRAND FINAL Class 1
Handicap - 1050m
03 October 2025 - 16:29
Track Rating: Soft 5, Weather: Fine, Rail Position: 0.5 metre Entire Course.



Section	Overall	1000m	800m	600m	400m	200m								
Section Times	1:01.47 [8] (0:04.42)	0:57.05 [2] (0:10.82)	0:46.23 [1] (0:11.05)	0:35.18 [1] (0:11.05)	0:24.13 [2] (0:11.43)	0:12.70 [4] (0:12.70)								
Average Speed [km/h]	40.3	66.8	66.2	65.3	62.9	56.8								
Top Speed [km/h]	58.5	68.3	67.5	65.8	65.5	60.3								
Avg. Dist. to Rail [m]	8.1	1.6	2.0	2.8	2.5	1.9								
Avg. Stride Freq. [Hz]	2.2	2.8	2.7	2.6	2.6	2.5								
Avg. Stride Length [m]	5.1	6.5	6.8	6.9	6.7	6.4								





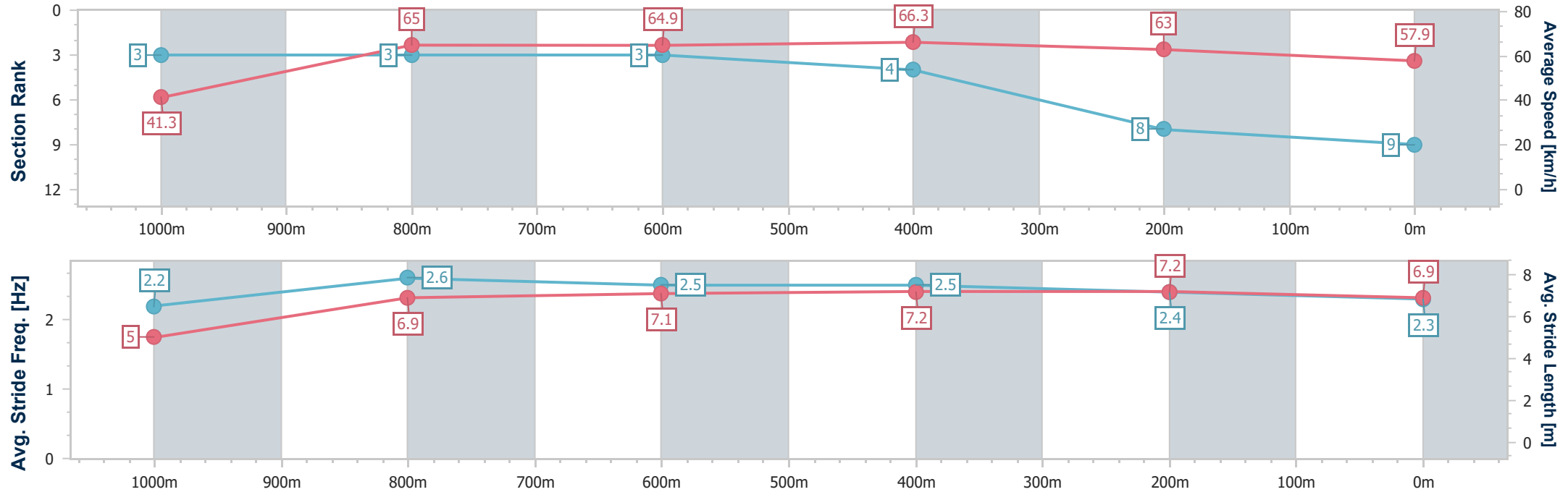
Horse/Jockey Name	Hot Torque Invegas
Final Rank	9
Fastest Section Time (Section)	0:04.43 (Overall)
Top Speed [km/h] (Section)	67.0 (800m)
Race State	Finished



RockhamptonProfessional
Race 7: BRONCOS V ROOSTERS NRLW GRAND FINAL Class 1
Handicap - 1050m
03 October 2025 - 16:29
Track Rating: Soft 5, Weather: Fine, Rail Position: 0.5 metre Entire Course.



Section	Overall	1000m	800m	600m	400m	200m							
Section Times	1:01.53 [9] (0:04.43)	0:57.10 [3] (0:11.16)	0:45.94 [3] (0:11.24)	0:34.70 [3] (0:10.87)	0:23.83 [4] (0:11.41)	0:12.42 [8] (0:12.42)							
Average Speed [km/h]	41.3	65.0	64.9	66.3	63.0	57.9							
Top Speed [km/h]	56.9	67.0	67.0	67.0	65.6	60.6							
Avg. Dist. to Rail [m]	11.1	2.6	1.7	2.4	3.1	3.6							
Avg. Stride Freq. [Hz]	2.2	2.6	2.5	2.5	2.4	2.3							
Avg. Stride Length [m]	5.0	6.9	7.1	7.2	7.2	6.9							





Rockhampton Professional

Race 8: TAB BENCHMARK 55 Handicap - 1200m

03 October 2025 - 17:05



Track Rating: Soft 5, Weather: Fine, Rail Position: 0.5 metre Entire Course.

Section						Overall	1000m	800m	600m	400m	200m	Last 600m			
Field Times						1:09.65 (0:12.68)	0:56.97 (0:11.12)	0:45.85 (0:11.63)	0:34.22 (0:10.92)	0:23.30 (0:11.08)	0:12.22 (0:12.22)	0:34.22			
Rank	TAB	Horse/Jockey	Barrier	Top Speed [km/h]	Fastest Section									Margin	Distance Travelled [m]
1	8	PHANTOM FLIGHT	6	68.4	0:10.72	1:09.65 [1]	0:55.96 [6]	0:44.82 [7]	0:33.27 [7]	0:22.34 [7]	0:11.62 [5]	1:09.65	0:33.27		
		Adam Sewell		600m	400m	(0:13.69)	(0:11.14)	(0:11.55)	(0:10.93)	(0:10.72)	(0:11.62)				
2	9	DARLING CLEMENTINE	1	67.4	0:10.91	1:09.65 [2]	0:56.14 [5]	0:45.00 [5]	0:33.52 [5]	0:22.52 [5]	0:11.61 [7]	0.03L	0:33.52	-2	
		Tahlia Fenlon		400m	400m	(0:13.51)	(0:11.14)	(0:11.48)	(0:11.00)	(0:10.91)	(0:11.61)				
3	3	GILBERT'S GOLD	7	67.2	0:10.92	1:09.68 [3]	0:57.00 [1]	0:45.88 [1]	0:34.25 [1]	0:23.33 [1]	0:12.19 [2]	0.23L	0:34.25	+1	
		Sean Cormack		Overall	600m	(0:12.68)	(0:11.12)	(0:11.63)	(0:10.92)	(0:11.14)	(0:12.19)				
4	11	HOLY CROWN	3	67.6	0:10.86	1:09.71 [4]	0:56.60 [2]	0:45.67 [2]	0:34.20 [2]	0:23.34 [2]	0:12.28 [1]	0.4L	0:34.20	+3	
		Jackson Murphy		600m	600m	(0:13.11)	(0:10.93)	(0:11.47)	(0:10.86)	(0:11.06)	(0:12.28)				
5	5	MELO MELO KAVA	2	67.7	0:10.92	1:09.77 [5]	0:56.64 [3]	0:45.42 [3]	0:33.87 [3]	0:22.95 [4]	0:11.94 [4]	0.74L	0:33.87	+1	
		Gabrielle Semmens		600m	600m	(0:13.13)	(0:11.22)	(0:11.55)	(0:10.92)	(0:11.01)	(0:11.94)				
6	13	OUR HEART THROB	8	68.5	0:10.70	1:09.83 [6]	0:55.80 [8]	0:44.67 [8]	0:33.29 [8]	0:22.50 [8]	0:11.80 [6]	1.1L	0:33.29	+7	
		Nikki Olzard		400m	400m	(0:14.03)	(0:11.13)	(0:11.38)	(0:10.79)	(0:10.70)	(0:11.80)				
7	2	AMBERINGER	5	68.0	0:10.75	1:09.97 [7]	0:55.86 [9]	0:44.77 [9]	0:33.22 [9]	0:22.27 [9]	0:11.52 [9]	1.93L	0:33.22	+5	
		Warwick Satherley		600m	400m	(0:14.11)	(0:11.09)	(0:11.55)	(0:10.95)	(0:10.75)	(0:11.52)				
8	7	MISCHIEF IN DUBAI	9	67.7	0:10.93	1:10.40 [8]	0:56.66 [7]	0:45.60 [6]	0:34.13 [6]	0:23.20 [6]	0:12.19 [8]	4.46L	0:34.13	+4	
		Raul Silvera Olivera		600m	600m	(0:13.74)	(0:11.06)	(0:11.47)	(0:10.93)	(0:11.01)	(0:12.19)				
9	6	SUPER TALON	4	68.0	0:10.78	1:10.42 [9]	0:57.09 [4]	0:46.00 [4]	0:34.51 [4]	0:23.73 [3]	0:12.59 [3]	4.55L	0:34.51	+7	
		Jai Williams		600m	600m	(0:13.33)	(0:11.09)	(0:11.49)	(0:10.78)	(0:11.14)	(0:12.59)				

Scratched: Bull Dimple Rum (#12), Palatial Prince (#1), Outta Control (#4), Artopia (#10)



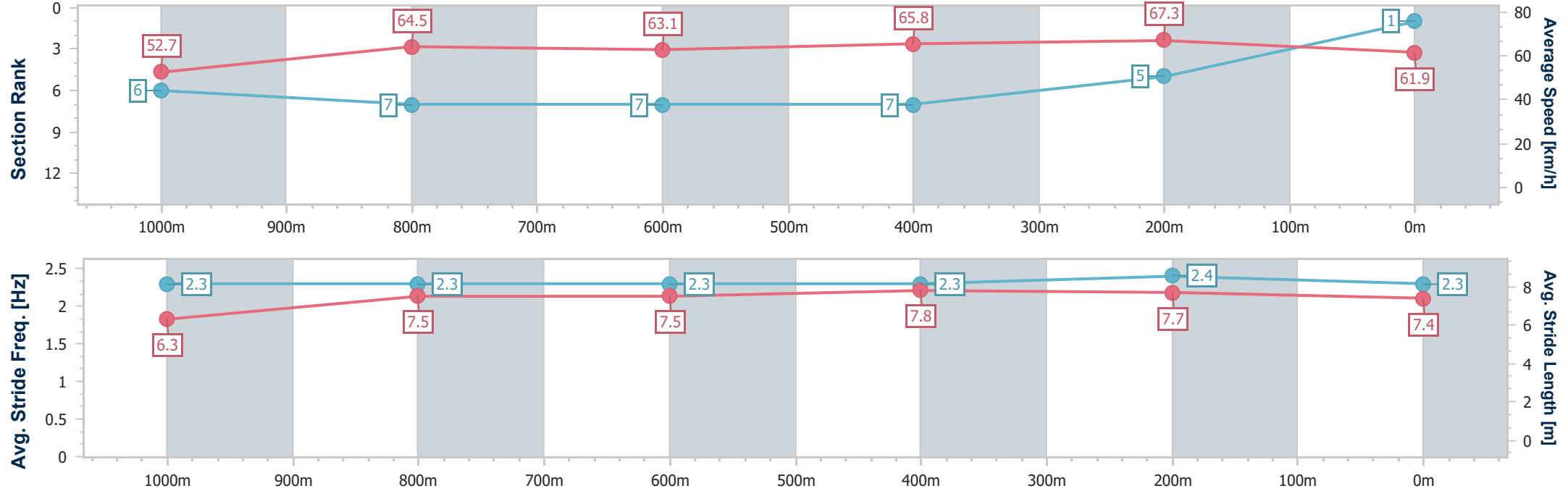
Horse/Jockey Name	Phantom Flight
Final Rank	1
Fastest Section Time (Section)	0:10.72 (400m)
Top Speed [km/h] (Section)	68.4 (600m)
Race State	Finished



RockhamptonProfessional
Race 8: TAB BENCHMARK 55 Handicap - 1200m
03 October 2025 - 17:05
Track Rating: Soft 5, Weather: Fine, Rail Position: 0.5 metre Entire Course.



Section	Overall	1000m	800m	600m	400m	200m								
Section Times	1:09.65 [1] (0:13.69)	0:55.96 [6] (0:11.14)	0:44.82 [7] (0:11.55)	0:33.27 [7] (0:10.93)	0:22.34 [7] (0:10.72)	0:11.62 [5] (0:11.62)								
Average Speed [km/h]	52.7	64.5	63.1	65.8	67.3	61.9								
Top Speed [km/h]	63.4	65.6	63.8	68.4	68.3	65.5								
Avg. Dist. to Rail [m]	1.1	0.7	1.4	2.3	2.0	4.0								
Avg. Stride Freq. [Hz]	2.3	2.3	2.3	2.3	2.4	2.3								
Avg. Stride Length [m]	6.3	7.5	7.5	7.8	7.7	7.4								



[] Ranking at each section and finish
-.-.- No data available at this section
NA No data available



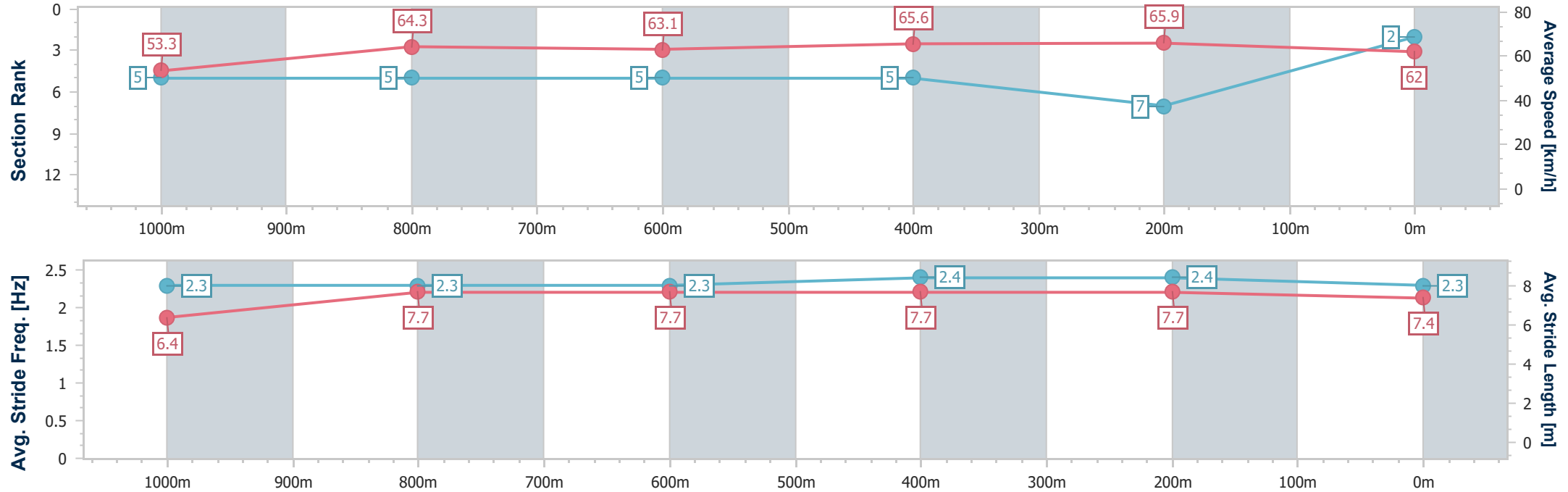
Horse/Jockey Name	Darling Clementine
Final Rank	2
Fastest Section Time (Section)	0:10.91 (400m)
Top Speed [km/h] (Section)	67.4 (400m)
Race State	Finished



RockhamptonProfessional
Race 8: TAB BENCHMARK 55 Handicap - 1200m
03 October 2025 - 17:05
Track Rating: Soft 5, Weather: Fine, Rail Position: 0.5 metre Entire Course.



Section	Overall	1000m	800m	600m	400m	200m							
Section Times	1:09.65 [2] (0:13.51)	0:56.14 [5] (0:11.14)	0:45.00 [5] (0:11.48)	0:33.52 [5] (0:11.00)	0:22.52 [5] (0:10.91)	0:11.61 [7] (0:11.61)							
Average Speed [km/h]	53.3	64.3	63.1	65.6	65.9	62.0							
Top Speed [km/h]	63.8	66.1	64.1	67.3	67.4	64.7							
Avg. Dist. to Rail [m]	1.9	1.1	1.1	3.1	3.4	5.1							
Avg. Stride Freq. [Hz]	2.3	2.3	2.3	2.4	2.4	2.3							
Avg. Stride Length [m]	6.4	7.7	7.7	7.7	7.7	7.4							



- [] Ranking at each section and finish
- .-.- No data available at this section
- NA No data available



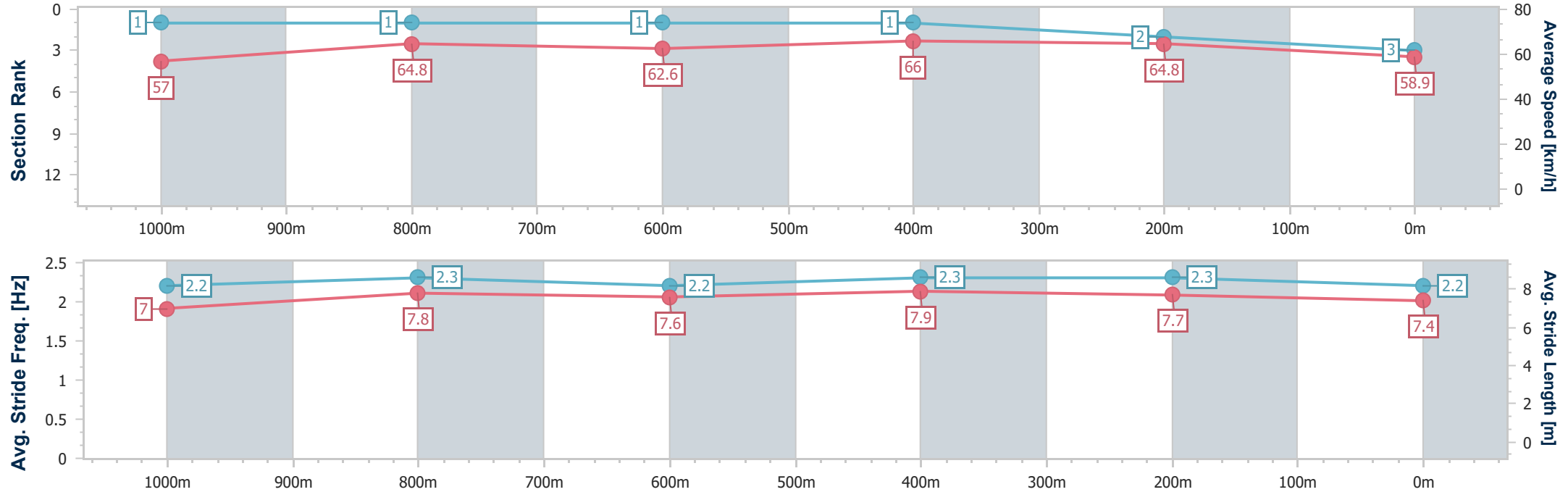
Horse/Jockey Name	Gilbert's Gold
Final Rank	3
Fastest Section Time (Section)	0:10.92 (600m)
Top Speed [km/h] (Section)	67.2 (Overall)
Race State	Finished



RockhamptonProfessional
Race 8: TAB BENCHMARK 55 Handicap - 1200m
03 October 2025 - 17:05
Track Rating: Soft 5, Weather: Fine, Rail Position: 0.5 metre Entire Course.



Section	Overall	1000m	800m	600m	400m	200m							
Section Times	1:09.68 [3] (0:12.68)	0:57.00 [1] (0:11.12)	0:45.88 [1] (0:11.63)	0:34.25 [1] (0:10.92)	0:23.33 [1] (0:11.14)	0:12.19 [2] (0:12.19)							
Average Speed [km/h]	57.0	64.8	62.6	66.0	64.8	58.9							
Top Speed [km/h]	67.2	66.8	64.3	66.9	66.9	62.4							
Avg. Dist. to Rail [m]	1.6	0.5	1.8	2.6	2.6	2.9							
Avg. Stride Freq. [Hz]	2.2	2.3	2.2	2.3	2.3	2.2							
Avg. Stride Length [m]	7.0	7.8	7.6	7.9	7.7	7.4							



[] Ranking at each section and finish
-.-.- No data available at this section
NA No data available



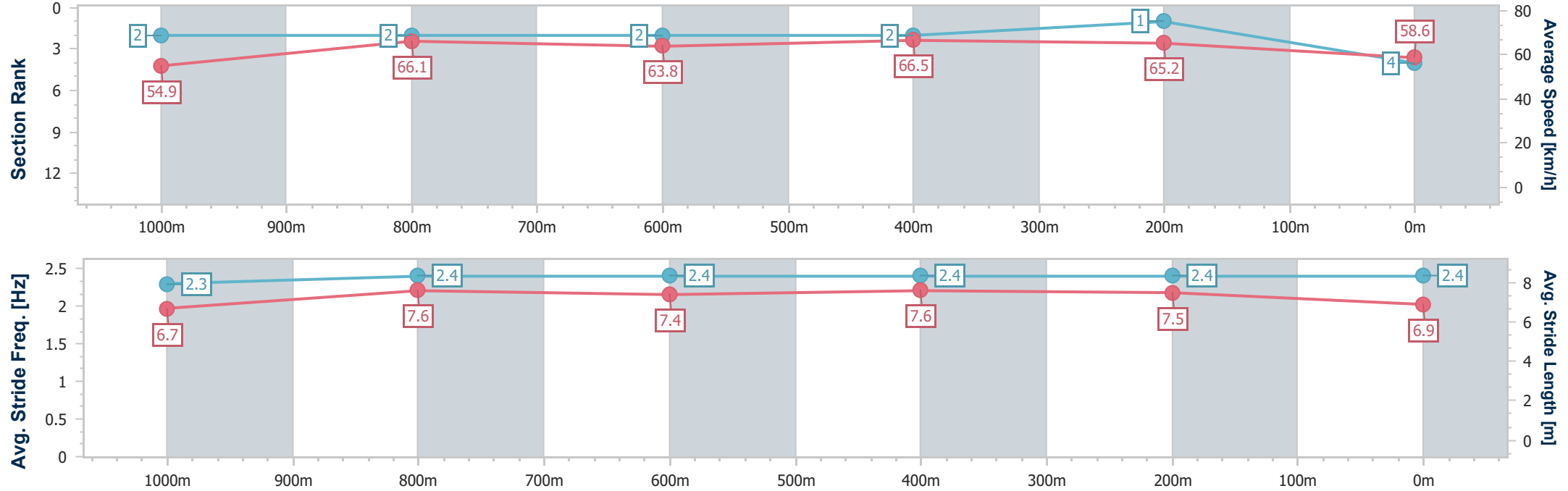
Horse/Jockey Name	Holy Crown
Final Rank	4
Fastest Section Time (Section)	0:10.86 (600m)
Top Speed [km/h] (Section)	67.6 (600m)
Race State	Finished



RockhamptonProfessional
Race 8: TAB BENCHMARK 55 Handicap - 1200m
03 October 2025 - 17:05
Track Rating: Soft 5, Weather: Fine, Rail Position: 0.5 metre Entire Course.



Section	Overall	1000m	800m	600m	400m	200m							
Section Times	1:09.71 [4] (0:13.11)	0:56.60 [2] (0:10.93)	0:45.67 [2] (0:11.47)	0:34.20 [2] (0:10.86)	0:23.34 [2] (0:11.06)	0:12.28 [1] (0:12.28)							
Average Speed [km/h]	54.9	66.1	63.8	66.5	65.2	58.6							
Top Speed [km/h]	66.1	66.9	66.0	67.6	66.8	62.6							
Avg. Dist. to Rail [m]	0.4	0.6	2.3	3.3	3.5	4.0							
Avg. Stride Freq. [Hz]	2.3	2.4	2.4	2.4	2.4	2.4							
Avg. Stride Length [m]	6.7	7.6	7.4	7.6	7.5	6.9							





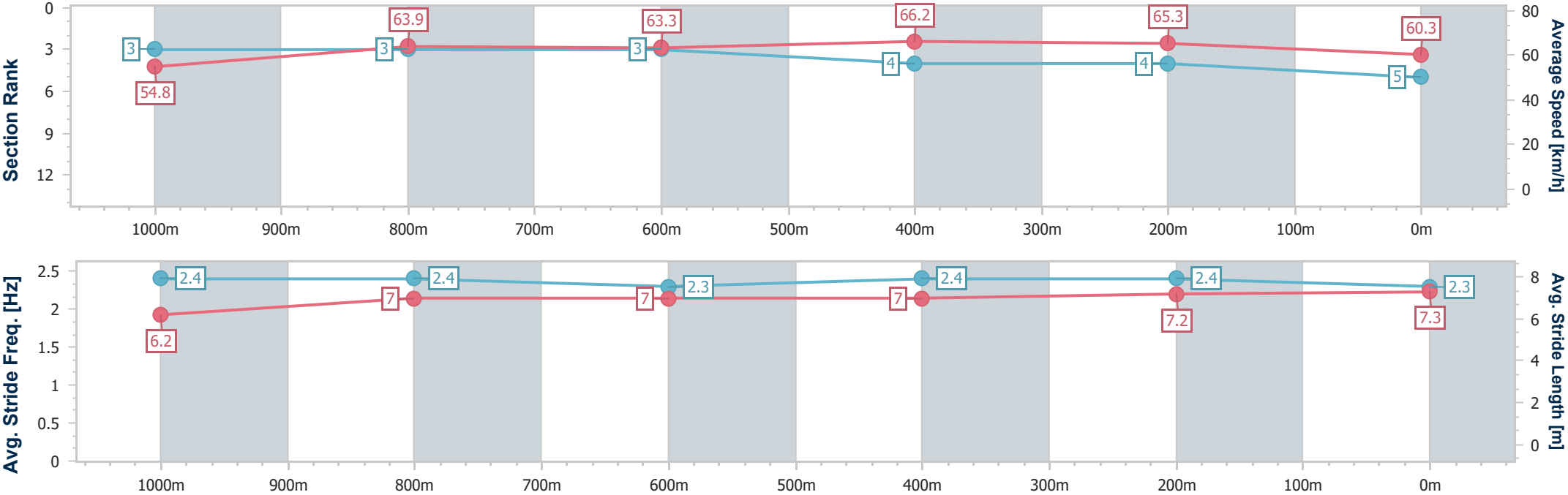
Horse/Jockey Name	Melo Melo Kava
Final Rank	5
Fastest Section Time (Section)	0:10.92 (600m)
Top Speed [km/h] (Section)	67.7 (600m)
Race State	Finished



RockhamptonProfessional
Race 8: TAB BENCHMARK 55 Handicap - 1200m
03 October 2025 - 17:05
Track Rating: Soft 5, Weather: Fine, Rail Position: 0.5 metre Entire Course.



Section	Overall	1000m	800m	600m	400m	200m								
Section Times	1:09.77 [5] (0:13.13)	0:56.64 [3] (0:11.22)	0:45.42 [3] (0:11.55)	0:33.87 [3] (0:10.92)	0:22.95 [4] (0:11.01)	0:11.94 [4] (0:11.94)								
Average Speed [km/h]	54.8	63.9	63.3	66.2	65.3	60.3								
Top Speed [km/h]	64.7	65.5	64.8	67.7	67.4	63.2								
Avg. Dist. to Rail [m]	0.8	0.6	1.6	3.0	4.3	7.4								
Avg. Stride Freq. [Hz]	2.4	2.4	2.3	2.4	2.4	2.3								
Avg. Stride Length [m]	6.2	7.0	7.0	7.0	7.2	7.3								





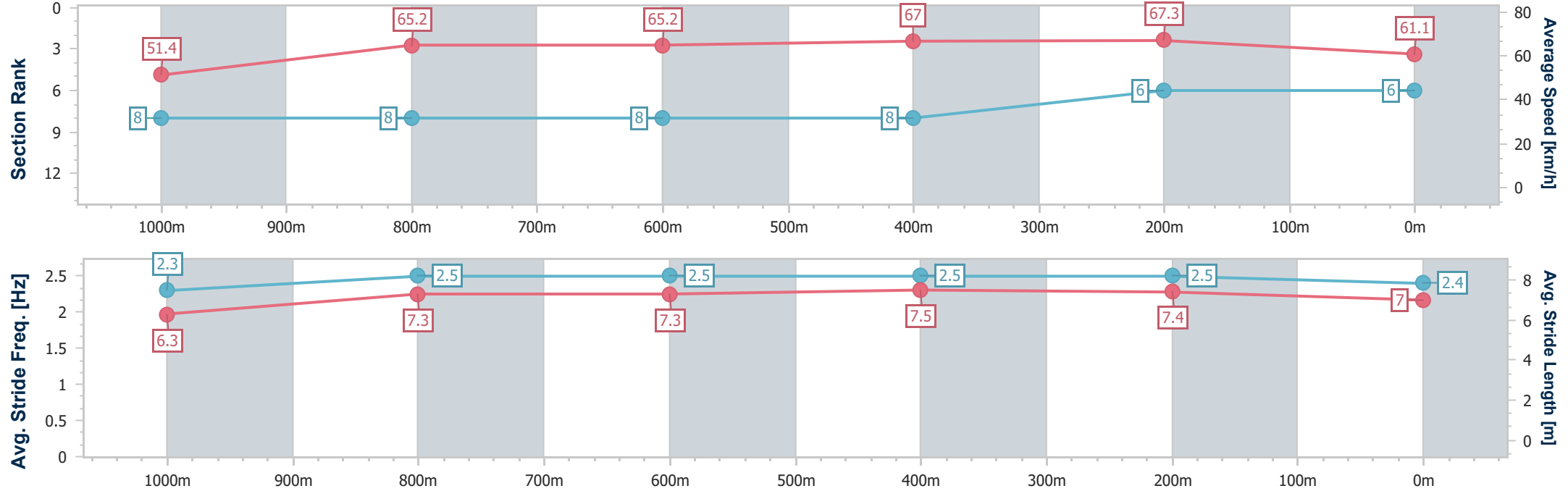
Horse/Jockey Name	Our Heart Throb
Final Rank	6
Fastest Section Time (Section)	0:10.70 (400m)
Top Speed [km/h] (Section)	68.5 (400m)
Race State	Finished



RockhamptonProfessional
Race 8: TAB BENCHMARK 55 Handicap - 1200m
03 October 2025 - 17:05
Track Rating: Soft 5, Weather: Fine, Rail Position: 0.5 metre Entire Course.



Section	Overall	1000m	800m	600m	400m	200m							
Section Times	1:09.83 [6] (0:14.03)	0:55.80 [8] (0:11.13)	0:44.67 [8] (0:11.38)	0:33.29 [8] (0:10.79)	0:22.50 [8] (0:10.70)	0:11.80 [6] (0:11.80)							
Average Speed [km/h]	51.4	65.2	65.2	67.0	67.3	61.1							
Top Speed [km/h]	62.6	67.0	66.7	68.5	68.5	65.9							
Avg. Dist. to Rail [m]	2.3	0.9	3.8	4.2	5.7	9.6							
Avg. Stride Freq. [Hz]	2.3	2.5	2.5	2.5	2.5	2.4							
Avg. Stride Length [m]	6.3	7.3	7.3	7.5	7.4	7.0							



[] Ranking at each section and finish
-.-.- No data available at this section
NA No data available



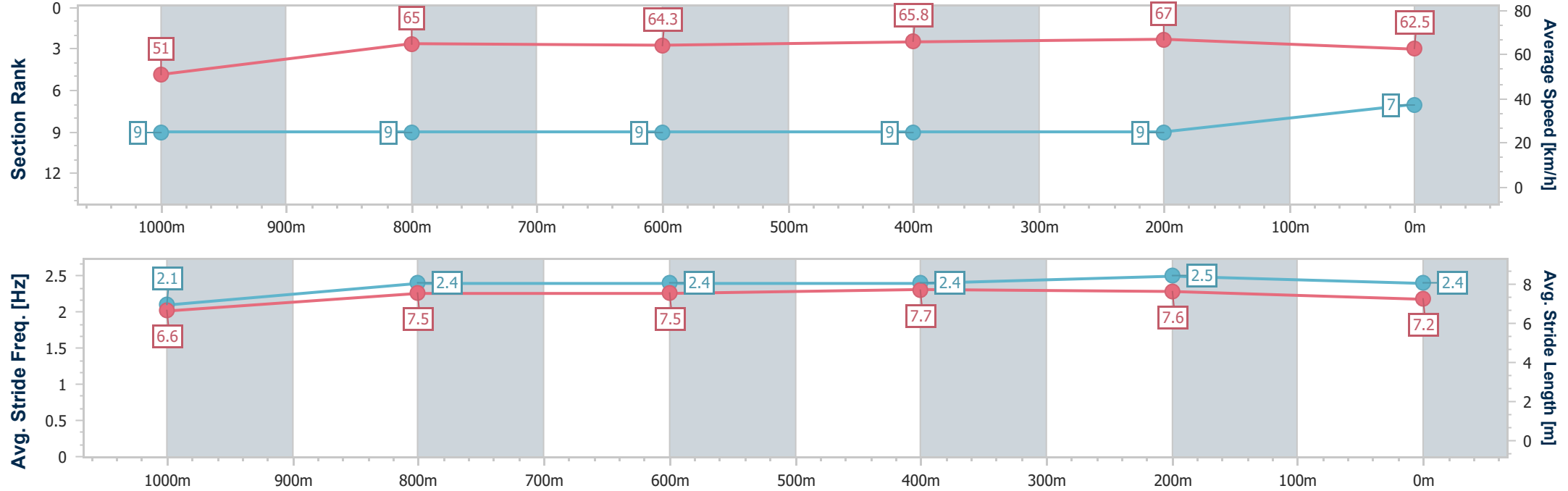
Horse/Jockey Name	Amberinger
Final Rank	7
Fastest Section Time (Section)	0:10.75 (400m)
Top Speed [km/h] (Section)	68.0 (600m)
Race State	Finished



RockhamptonProfessional
Race 8: TAB BENCHMARK 55 Handicap - 1200m
03 October 2025 - 17:05
Track Rating: Soft 5, Weather: Fine, Rail Position: 0.5 metre Entire Course.



Section	Overall	1000m	800m	600m	400m	200m							
Section Times	1:09.97 [7] (0:14.11)	0:55.86 [9] (0:11.09)	0:44.77 [9] (0:11.55)	0:33.22 [9] (0:10.95)	0:22.27 [9] (0:10.75)	0:11.52 [9] (0:11.52)							
Average Speed [km/h]	51.0	65.0	64.3	65.8	67.0	62.5							
Top Speed [km/h]	63.1	66.3	65.6	68.0	67.9	65.6							
Avg. Dist. to Rail [m]	0.7	1.0	3.5	3.7	4.3	6.5							
Avg. Stride Freq. [Hz]	2.1	2.4	2.4	2.4	2.5	2.4							
Avg. Stride Length [m]	6.6	7.5	7.5	7.7	7.6	7.2							



- [] Ranking at each section and finish
- .-.- No data available at this section
- NA No data available



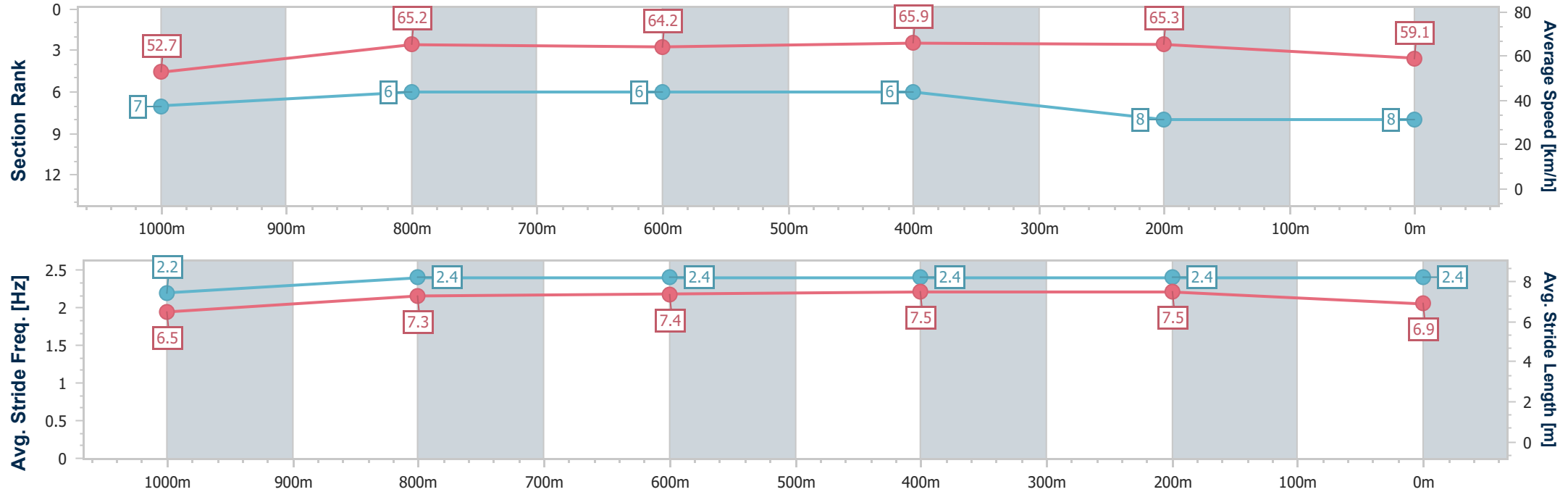
Horse/Jockey Name	Mischief In Dubai
Final Rank	8
Fastest Section Time (Section)	0:10.93 (600m)
Top Speed [km/h] (Section)	67.7 (600m)
Race State	Finished



RockhamptonProfessional
Race 8: TAB BENCHMARK 55 Handicap - 1200m
03 October 2025 - 17:05
Track Rating: Soft 5, Weather: Fine, Rail Position: 0.5 metre Entire Course.



Section	Overall	1000m	800m	600m	400m	200m							
Section Times	1:10.40 [8] (0:13.74)	0:56.66 [7] (0:11.06)	0:45.60 [6] (0:11.47)	0:34.13 [6] (0:10.93)	0:23.20 [6] (0:11.01)	0:12.19 [8] (0:12.19)							
Average Speed [km/h]	52.7	65.2	64.2	65.9	65.3	59.1							
Top Speed [km/h]	65.6	65.9	64.8	67.7	67.0	62.9							
Avg. Dist. to Rail [m]	2.9	0.7	2.6	4.0	4.8	5.1							
Avg. Stride Freq. [Hz]	2.2	2.4	2.4	2.4	2.4	2.4							
Avg. Stride Length [m]	6.5	7.3	7.4	7.5	7.5	6.9							





Horse/Jockey Name	Super Talon
Final Rank	9
Fastest Section Time (Section)	0:10.78 (600m)
Top Speed [km/h] (Section)	68.0 (600m)
Race State	Finished



RockhamptonProfessional
Race 8: TAB BENCHMARK 55 Handicap - 1200m
03 October 2025 - 17:05
Track Rating: Soft 5, Weather: Fine, Rail Position: 0.5 metre Entire Course.



Section	Overall	1000m	800m	600m	400m	200m								
Section Times	1:10.42 [9] (0:13.33)	0:57.09 [4] (0:11.09)	0:46.00 [4] (0:11.49)	0:34.51 [4] (0:10.78)	0:23.73 [3] (0:11.14)	0:12.59 [3] (0:12.59)								
Average Speed [km/h]	54.0	65.5	64.7	67.1	64.4	57.3								
Top Speed [km/h]	64.3	66.8	64.8	68.0	67.5	62.0								
Avg. Dist. to Rail [m]	0.6	1.5	3.8	4.4	4.9	7.0								
Avg. Stride Freq. [Hz]	2.2	2.5	2.4	2.4	2.4	2.3								
Avg. Stride Length [m]	6.6	6.9	6.8	7.2	7.5	6.9								

