



Sunshine Coast Professional
Race 1: HAZELDEN REALTY Maiden Plate - 2200m
03 October 2025 - 17:53



Track Rating: Good 4, Weather: Fine, Rail Position: +2m Entire

Section						Overall	2000m	1800m	1600m	1400m	1200m	1000m	Last 600m		
Field Times						2:20.27 (0:14.30)	2:05.97 (0:12.50)	1:53.47 (0:13.46)	1:40.01 (0:12.93)	1:27.08 (0:13.21)	1:13.87 (0:12.73)	1:01.14 (0:12.44)	0:36.42		
Rank	TAB	Horse/Jockey	Barrier	Top Speed [km/h]	Fastest Section										Distance Travelled [m]
1	5	MAN TALK	2	63.1	0:11.73	2:20.27 [1]	2:05.46 [3]	1:52.80 [4]	1:39.36 [4]	1:26.44 [5]	1:13.23 [4]	1:00.27 [4]	0:35.97		
		Karl Zechner		400m	600m	(0:14.81)	(0:12.66)	(0:13.44)	(0:12.92)	(0:13.21)	(0:12.96)	(0:12.31)			
2	4	JAM PACKED	3	62.0	0:11.92	2:21.07 [2]	2:06.56 [2]	1:53.93 [2]	1:40.49 [2]	1:27.58 [2]	1:14.33 [2]	1:01.38 [3]	0:36.99 +4		
		Brandon Lerena		600m	600m	(0:14.51)	(0:12.63)	(0:13.44)	(0:12.91)	(0:13.25)	(0:12.95)	(0:12.29)			
3	1	BRIEF SPIRIT	7	62.0	0:11.95	2:21.07 [3]	2:06.26 [4]	1:53.61 [3]	1:40.15 [5]	1:27.25 [4]	1:13.99 [5]	1:01.00 [5]	0:36.61 +9		
		Courtney Bellamy		400m	400m	(0:14.81)	(0:12.65)	(0:13.46)	(0:12.90)	(0:13.26)	(0:12.99)	(0:12.26)			
4	2	SILVIO DANTE	4	61.7	0:11.97	2:21.65 [4]	2:06.48 [7]	1:53.84 [7]	1:40.25 [7]	1:27.32 [7]	1:14.19 [7]	1:01.30 [7]	0:36.91 +2		
		Cejay Graham		800m	600m	(0:15.17)	(0:12.64)	(0:13.59)	(0:12.93)	(0:13.13)	(0:12.89)	(0:12.24)			
5	3	ZOUSOUL	1	61.6	0:12.06	2:22.18 [5]	2:07.88 [1]	1:55.38 [1]	1:41.92 [1]	1:28.99 [1]	1:15.78 [1]	1:03.05 [1]	0:38.33 +0		
		Corey Sutherland		Overall	600m	(0:14.30)	(0:12.50)	(0:13.46)	(0:12.93)	(0:13.21)	(0:12.73)	(0:12.44)			
6	6	STELLA SIMONE	6	61.1	0:12.27	2:22.69 [6]	2:07.70 [5]	1:55.15 [5]	1:42.07 [3]	1:29.17 [3]	1:15.95 [3]	1:03.00 [2]	0:38.44 +11		
		Minonette Kennedy		800m	800m	(0:14.99)	(0:12.55)	(0:13.08)	(0:12.90)	(0:13.22)	(0:12.95)	(0:12.29)			
7	7	THE CAUSE	5	60.9	0:12.24	2:23.05 [7]	2:07.93 [6]	1:55.36 [6]	1:41.86 [6]	1:28.78 [6]	1:15.61 [6]	1:02.72 [6]	0:38.22 +7		
		Adin Thompson		600m	1000m	(0:15.12)	(0:12.57)	(0:13.50)	(0:13.08)	(0:13.17)	(0:12.89)	(0:12.24)			



Sunshine CoastProfessional
Race 1: HAZELDEN REALTY Maiden Plate - 2200m
03 October 2025 - 17:53



Track Rating: Good 4, Weather: Fine, Rail Position: +2m Entire

Section		Field Times				800m	600m	400m	200m	Last 600m		
						0:48.70 (0:12.28)	0:36.42 (0:12.06)	0:24.36 (0:11.85)	0:12.51 (0:12.51)	0:36.42		
Rank	TAB	Horse/Jockey	Barrier	Top Speed [km/h]	Fastest Section					Margin		
1	5	MAN TALK	2	63.1	0:11.73	0:47.96 [4]	0:35.97 [4]	0:24.24 [3]	0:12.51 [1]	2:20.27	0:35.97	
		Karl Zechner		400m	600m	(0:11.99)	(0:11.73)	(0:11.73)	(0:12.51)			
2	4	JAM PACKED	3	62.0	0:11.92	0:49.09 [3]	0:36.99 [2]	0:25.07 [2]	0:13.05 [2]	4.71L	0:36.99 +4	
		Brandon Lerena		600m	600m	(0:12.10)	(0:11.92)	(0:12.02)	(0:13.05)			
3	1	BRIEF SPIRIT	7	62.0	0:11.95	0:48.74 [5]	0:36.61 [5]	0:24.53 [4]	0:12.58 [4]	4.73L	0:36.61 +9	
		Courtney Bellamy		400m	400m	(0:12.13)	(0:12.08)	(0:11.95)	(0:12.58)			
4	2	SILVIO DANTE	4	61.7	0:11.97	0:49.06 [7]	0:36.91 [6]	0:24.94 [6]	0:12.93 [5]	8.14L	0:36.91 +2	
		Cejay Graham		800m	600m	(0:12.15)	(0:11.97)	(0:12.01)	(0:12.93)			
5	3	ZOUSOUL	1	61.6	0:12.06	0:50.61 [1]	0:38.33 [1]	0:26.27 [1]	0:13.81 [3]	11.26L	0:38.33 +0	
		Corey Sutherland		Overall	600m	(0:12.28)	(0:12.06)	(0:12.46)	(0:13.81)			
6	6	STELLA SIMONE	6	61.1	0:12.27	0:50.71 [2]	0:38.44 [3]	0:26.13 [5]	0:13.65 [6]	14.26L	0:38.44 +11	
		Minonette Kennedy		800m	800m	(0:12.27)	(0:12.31)	(0:12.48)	(0:13.65)			
7	7	THE CAUSE	5	60.9	0:12.24	0:50.48 [6]	0:38.22 [7]	0:25.94 [7]	0:13.55 [7]	16.4L	0:38.22 +7	
		Adin Thompson		600m	1000m	(0:12.26)	(0:12.28)	(0:12.39)	(0:13.55)			



Horse/Jockey Name	Man Talk
Final Rank	1
Fastest Section Time (Section)	0:11.73 (600m)
Top Speed [km/h] (Section)	63.1 (400m)
Race State	Finished

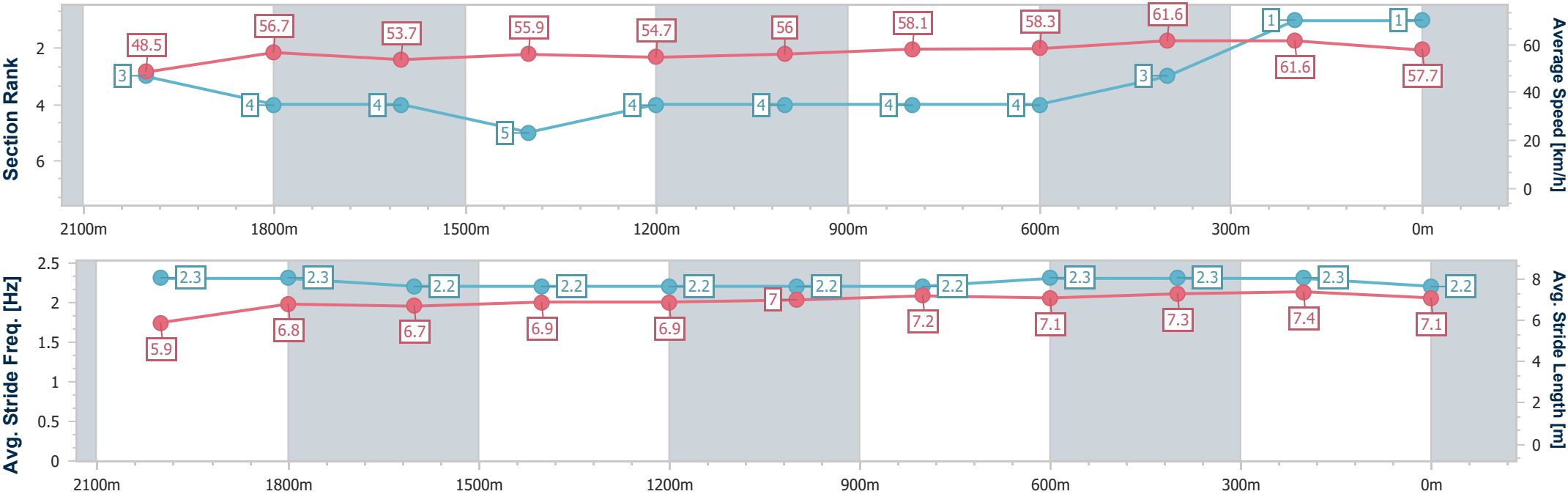


Sunshine CoastProfessional
Race 1: HAZELDEN REALTY Maiden Plate - 2200m



03 October 2025 - 17:53
Track Rating: Good 4, Weather: Fine, Rail Position: +2m Entire

Section	Overall	2000m	1800m	1600m	1400m	1200m	1000m	800m	600m	400m	200m		
Section Times	2:20.27 [1] (0:14.81)	2:05.46 [3] (0:12.66)	1:52.80 [4] (0:13.44)	1:39.36 [4] (0:12.92)	1:26.44 [5] (0:13.21)	1:13.23 [4] (0:12.96)	1:00.27 [4] (0:12.31)	0:47.96 [4] (0:11.99)	0:35.97 [4] (0:11.73)	0:24.24 [3] (0:11.73)	0:12.51 [1] (0:12.51)		
Average Speed [km/h]	48.5	56.7	53.7	55.9	54.7	56.0	58.1	58.3	61.6	61.6	57.7		
Top Speed [km/h]	57.6	59.1	57.1	57.1	57.1	57.1	60.0	61.7	63.0	63.1	62.2		
Avg. Dist. to Rail [m]	1.4	0.9	0.6	2.1	2.5	3.0	2.7	1.6	1.8	3.6	3.9		
Avg. Stride Freq. [Hz]	2.3	2.3	2.2	2.2	2.2	2.2	2.2	2.3	2.3	2.3	2.2		
Avg. Stride Length [m]	5.9	6.8	6.7	6.9	6.9	7.0	7.2	7.1	7.3	7.4	7.1		



- [] Ranking at each section and finish
- .-.- No data available at this section
- NA No data available



Horse/Jockey Name	Jam Packed
Final Rank	2
Fastest Section Time (Section)	0:11.92 (600m)
Top Speed [km/h] (Section)	62.0 (600m)
Race State	Finished

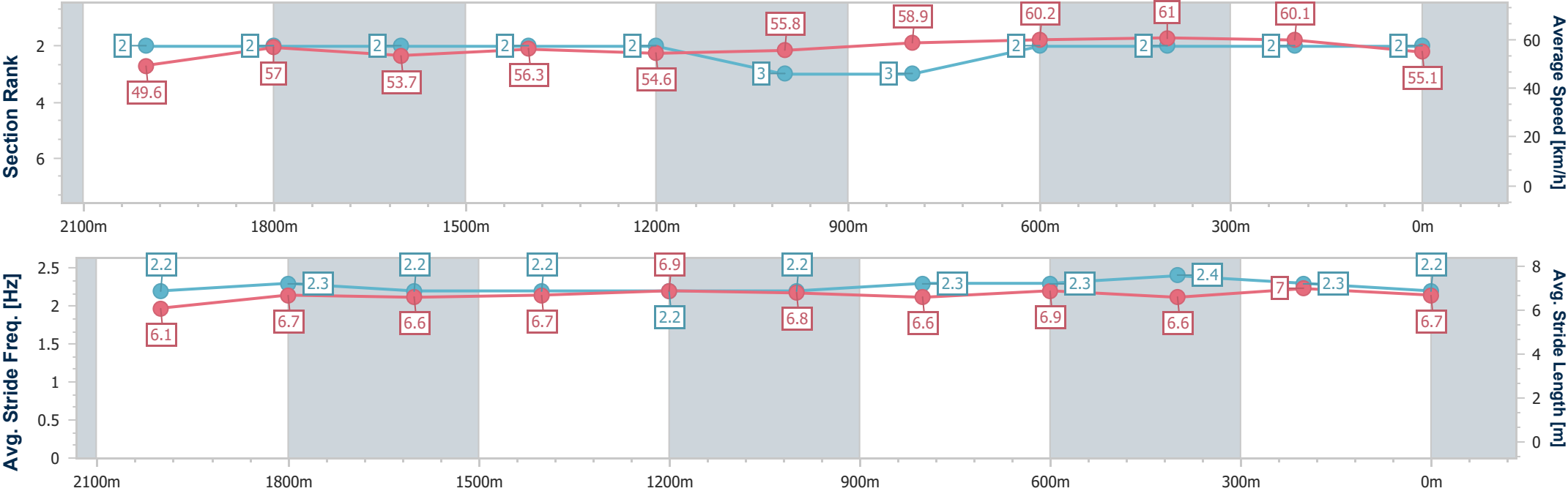


Sunshine CoastProfessional
Race 1: HAZELDEN REALTY Maiden Plate - 2200m



03 October 2025 - 17:53
Track Rating: Good 4, Weather: Fine, Rail Position: +2m Entire

Section	Overall	2000m	1800m	1600m	1400m	1200m	1000m	800m	600m	400m	200m		
Section Times	2:21.07 [2] (0:14.51)	2:06.56 [2] (0:12.63)	1:53.93 [2] (0:13.44)	1:40.49 [2] (0:12.91)	1:27.58 [2] (0:13.25)	1:14.33 [2] (0:12.95)	1:01.38 [3] (0:12.29)	0:49.09 [3] (0:12.10)	0:36.99 [2] (0:11.92)	0:25.07 [2] (0:12.02)	0:13.05 [2] (0:13.05)		
Average Speed [km/h]	49.6	57.0	53.7	56.3	54.6	55.8	58.9	60.2	61.0	60.1	55.1		
Top Speed [km/h]	60.3	59.4	55.9	56.8	55.9	57.5	59.8	61.6	62.0	61.0	57.7		
Avg. Dist. to Rail [m]	3.5	0.5	0.7	2.1	2.7	2.8	2.4	2.0	2.1	4.1	4.7		
Avg. Stride Freq. [Hz]	2.2	2.3	2.2	2.2	2.2	2.2	2.3	2.3	2.4	2.3	2.2		
Avg. Stride Length [m]	6.1	6.7	6.6	6.7	6.9	6.8	6.6	6.9	6.6	7.0	6.7		



[] Ranking at each section and finish
- - - - - No data available at this section
NA No data available



Horse/Jockey Name	Brief Spirit
Final Rank	3
Fastest Section Time (Section)	0:11.95 (400m)
Top Speed [km/h] (Section)	62.0 (400m)
Race State	Finished

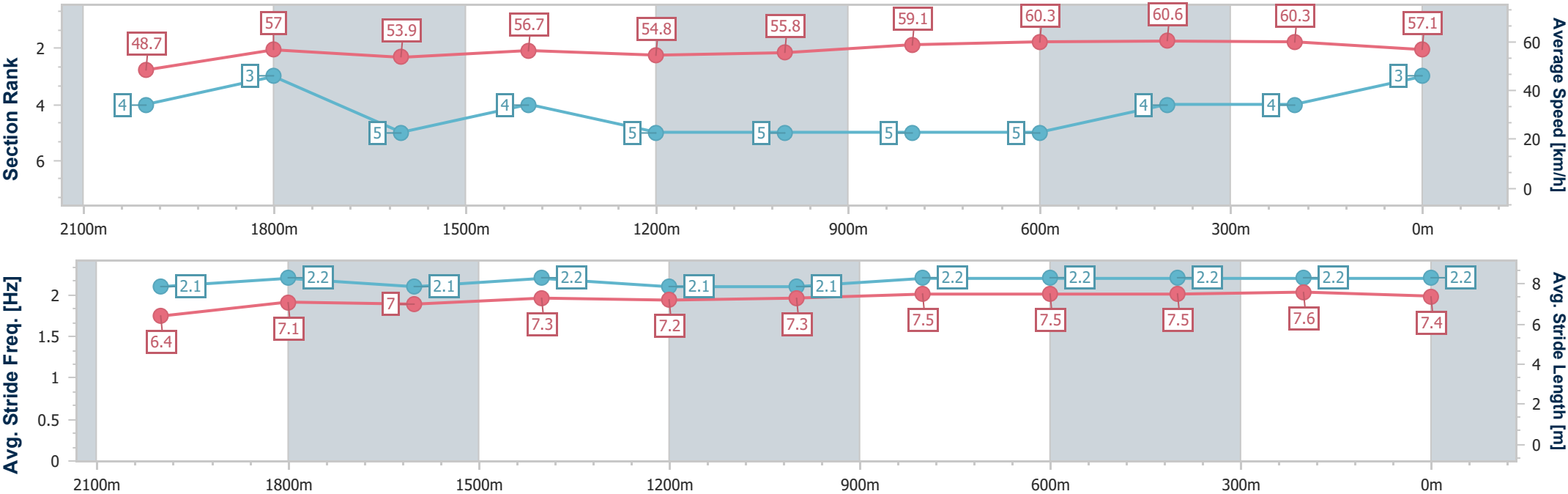


Sunshine CoastProfessional
Race 1: HAZELDEN REALTY Maiden Plate - 2200m



03 October 2025 - 17:53
Track Rating: Good 4, Weather: Fine, Rail Position: +2m Entire

Section	Overall	2000m	1800m	1600m	1400m	1200m	1000m	800m	600m	400m	200m		
Section Times	2:21.07 [3] (0:14.81)	2:06.26 [4] (0:12.65)	1:53.61 [3] (0:13.46)	1:40.15 [5] (0:12.90)	1:27.25 [4] (0:13.26)	1:13.99 [5] (0:12.99)	1:01.00 [5] (0:12.26)	0:48.74 [5] (0:12.13)	0:36.61 [5] (0:12.08)	0:24.53 [4] (0:11.95)	0:12.58 [4] (0:12.58)		
Average Speed [km/h]	48.7	57.0	53.9	56.7	54.8	55.8	59.1	60.3	60.6	60.3	57.1		
Top Speed [km/h]	61.3	60.1	55.0	57.4	56.2	57.7	59.9	62.0	61.0	62.0	59.0		
Avg. Dist. to Rail [m]	5.7	0.3	1.5	3.6	4.4	4.8	4.2	2.6	2.7	5.4	4.9		
Avg. Stride Freq. [Hz]	2.1	2.2	2.1	2.2	2.1	2.1	2.2	2.2	2.2	2.2	2.2		
Avg. Stride Length [m]	6.4	7.1	7.0	7.3	7.2	7.3	7.5	7.5	7.5	7.6	7.4		



[] Ranking at each section and finish
-.-.- No data available at this section
NA No data available



Horse/Jockey Name	Silvio Dante
Final Rank	4
Fastest Section Time (Section)	0:11.97 (600m)
Top Speed [km/h] (Section)	61.7 (800m)
Race State	Finished

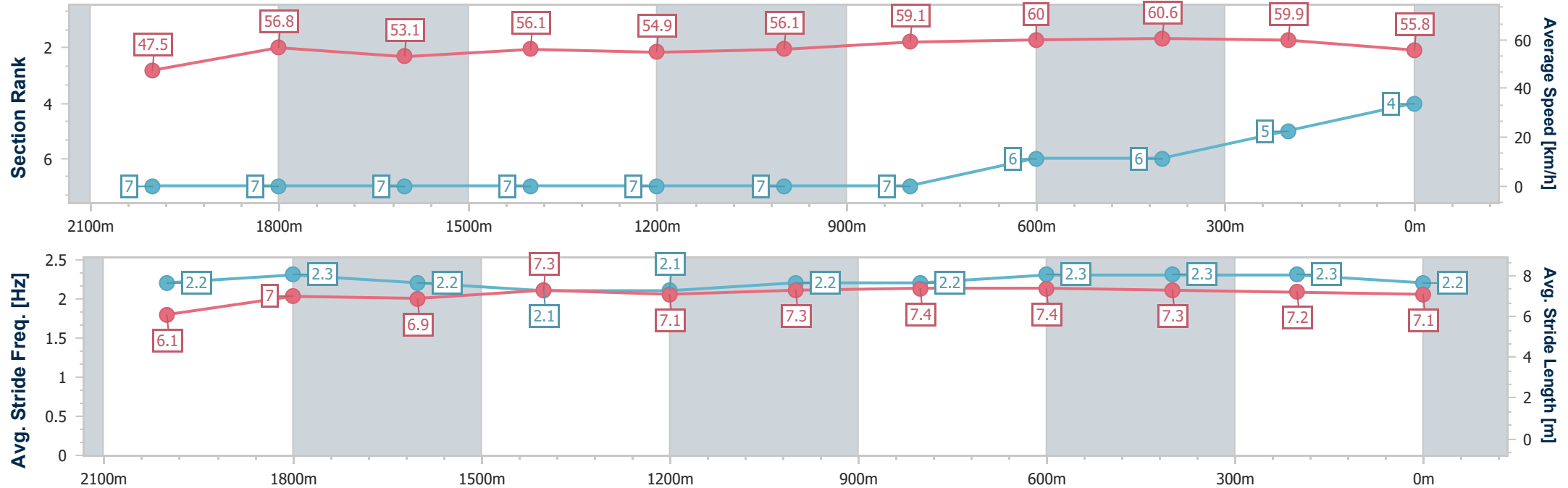


Sunshine CoastProfessional
Race 1: HAZELDEN REALTY Maiden Plate - 2200m



03 October 2025 - 17:53
Track Rating: Good 4, Weather: Fine, Rail Position: +2m Entire

Section	Overall	2000m	1800m	1600m	1400m	1200m	1000m	800m	600m	400m	200m		
Section Times	2:21.65 [4] (0:15.17)	2:06.48 [7] (0:12.64)	1:53.84 [7] (0:13.59)	1:40.25 [7] (0:12.93)	1:27.32 [7] (0:13.13)	1:14.19 [7] (0:12.89)	1:01.30 [7] (0:12.24)	0:49.06 [7] (0:12.15)	0:36.91 [6] (0:11.97)	0:24.94 [6] (0:12.01)	0:12.93 [5] (0:12.93)		
Average Speed [km/h]	47.5	56.8	53.1	56.1	54.9	56.1	59.1	60.0	60.6	59.9	55.8		
Top Speed [km/h]	59.3	58.6	54.7	57.1	56.8	58.0	59.6	61.7	61.2	61.2	58.7		
Avg. Dist. to Rail [m]	2.6	0.6	0.7	2.3	2.4	2.5	2.4	2.3	1.0	2.3	3.5		
Avg. Stride Freq. [Hz]	2.2	2.3	2.2	2.1	2.1	2.2	2.2	2.3	2.3	2.3	2.2		
Avg. Stride Length [m]	6.1	7.0	6.9	7.3	7.1	7.3	7.4	7.4	7.3	7.2	7.1		



[] Ranking at each section and finish
- - - - No data available at this section
NA No data available



Horse/Jockey Name	Zousoul
Final Rank	5
Fastest Section Time (Section)	0:12.06 (600m)
Top Speed [km/h] (Section)	61.6 (Overall)
Race State	Finished

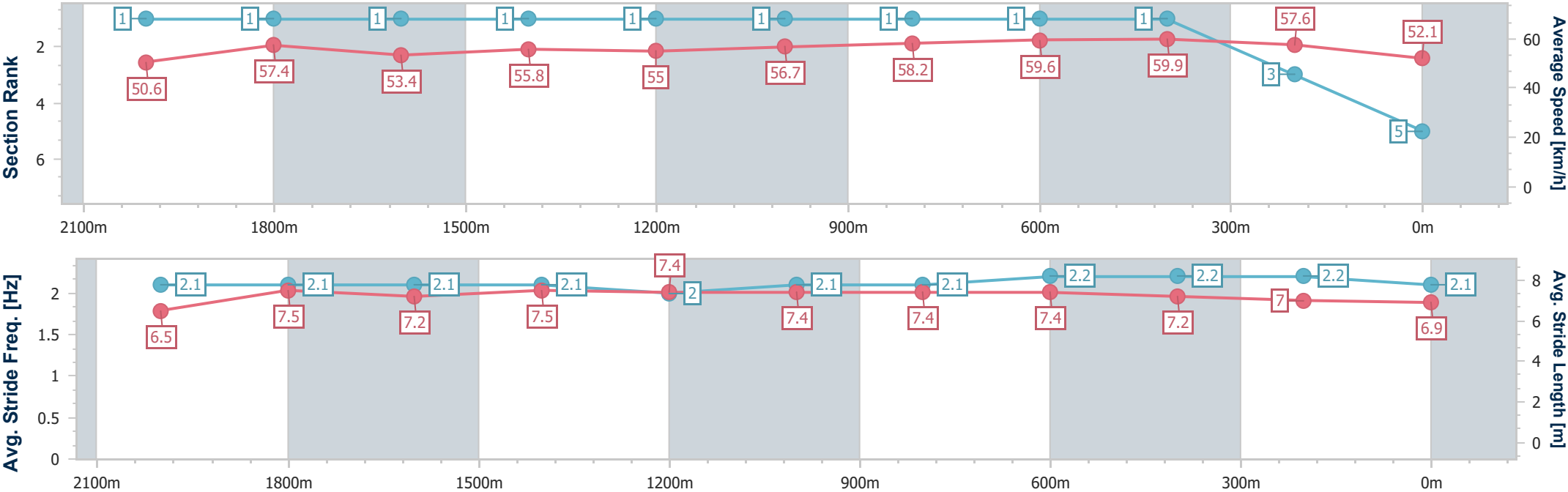


Sunshine CoastProfessional
Race 1: HAZELDEN REALTY Maiden Plate - 2200m



03 October 2025 - 17:53
Track Rating: Good 4, Weather: Fine, Rail Position: +2m Entire

Section	Overall	2000m	1800m	1600m	1400m	1200m	1000m	800m	600m	400m	200m		
Section Times	2:22.18 [5] (0:14.30)	2:07.88 [1] (0:12.50)	1:55.38 [1] (0:13.46)	1:41.92 [1] (0:12.93)	1:28.99 [1] (0:13.21)	1:15.78 [1] (0:12.73)	1:03.05 [1] (0:12.44)	0:50.61 [1] (0:12.28)	0:38.33 [1] (0:12.06)	0:26.27 [1] (0:12.46)	0:13.81 [3] (0:13.81)		
Average Speed [km/h]	50.6	57.4	53.4	55.8	55.0	56.7	58.2	59.6	59.9	57.6	52.1		
Top Speed [km/h]	61.6	60.2	55.5	56.5	56.2	58.4	59.3	60.6	60.7	59.7	54.7		
Avg. Dist. to Rail [m]	1.0	0.6	0.4	1.8	2.5	2.7	2.5	2.2	0.6	1.9	3.2		
Avg. Stride Freq. [Hz]	2.1	2.1	2.1	2.1	2.0	2.1	2.1	2.2	2.2	2.2	2.1		
Avg. Stride Length [m]	6.5	7.5	7.2	7.5	7.4	7.4	7.4	7.4	7.2	7.0	6.9		



[] Ranking at each section and finish
-.-.- No data available at this section
NA No data available



Horse/Jockey Name	Stella Simone
Final Rank	6
Fastest Section Time (Section)	0:12.27 (800m)
Top Speed [km/h] (Section)	61.1 (800m)
Race State	Finished

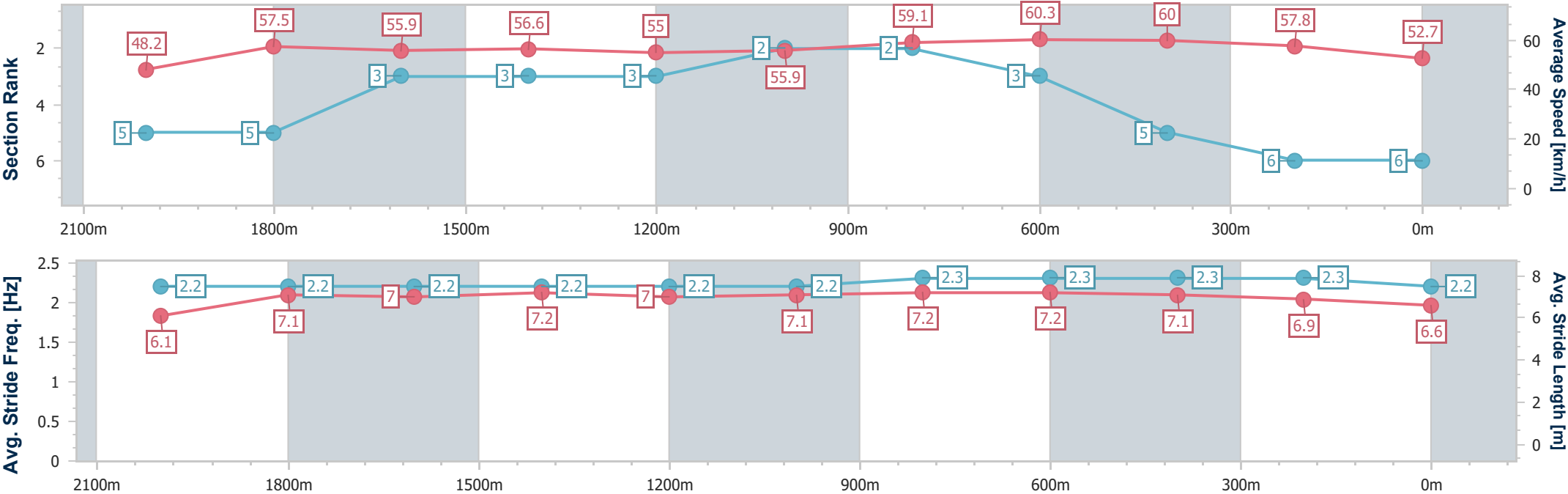


Sunshine CoastProfessional
Race 1: HAZELDEN REALTY Maiden Plate - 2200m
03 October 2025 - 17:53



Track Rating: Good 4, Weather: Fine, Rail Position: +2m Entire

Section	Overall	2000m	1800m	1600m	1400m	1200m	1000m	800m	600m	400m	200m		
Section Times	2:22.69 [6] (0:14.99)	2:07.70 [5] (0:12.55)	1:55.15 [5] (0:13.08)	1:42.07 [3] (0:12.90)	1:29.17 [3] (0:13.22)	1:15.95 [3] (0:12.95)	1:03.00 [2] (0:12.29)	0:50.71 [2] (0:12.27)	0:38.44 [3] (0:12.31)	0:26.13 [5] (0:12.48)	0:13.65 [6] (0:13.65)		
Average Speed [km/h]	48.2	57.5	55.9	56.6	55.0	55.9	59.1	60.3	60.0	57.8	52.7		
Top Speed [km/h]	59.2	58.6	57.0	57.3	56.5	58.1	59.9	61.1	60.9	60.0	55.6		
Avg. Dist. to Rail [m]	4.3	1.2	3.0	3.9	4.1	4.4	4.1	4.1	4.8	6.7	6.9		
Avg. Stride Freq. [Hz]	2.2	2.2	2.2	2.2	2.2	2.2	2.3	2.3	2.3	2.3	2.2		
Avg. Stride Length [m]	6.1	7.1	7.0	7.2	7.0	7.1	7.2	7.2	7.1	6.9	6.6		





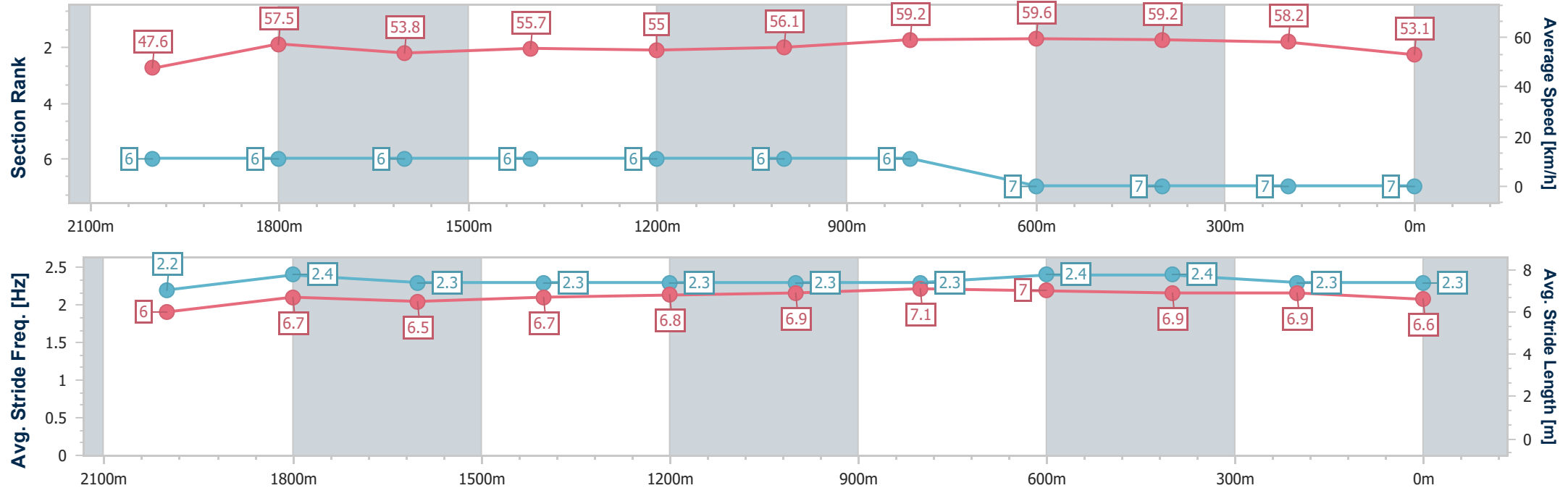
Horse/Jockey Name	The Cause
Final Rank	7
Fastest Section Time (Section)	0:12.24 (1000m)
Top Speed [km/h] (Section)	60.9 (600m)
Race State	Finished



Sunshine CoastProfessional
Race 1: HAZELDEN REALTY Maiden Plate - 2200m
03 October 2025 - 17:53
Track Rating: Good 4, Weather: Fine, Rail Position: +2m Entire



Section	Overall	2000m	1800m	1600m	1400m	1200m	1000m	800m	600m	400m	200m		
Section Times	2:23.05 [7] (0:15.12)	2:07.93 [6] (0:12.57)	1:55.36 [6] (0:13.50)	1:41.86 [6] (0:13.08)	1:28.78 [6] (0:13.17)	1:15.61 [6] (0:12.89)	1:02.72 [6] (0:12.24)	0:50.48 [6] (0:12.26)	0:38.22 [7] (0:12.28)	0:25.94 [7] (0:12.39)	0:13.55 [7] (0:13.55)		
Average Speed [km/h]	47.6	57.5	53.8	55.7	55.0	56.1	59.2	59.6	59.2	58.2	53.1		
Top Speed [km/h]	57.9	58.1	55.2	56.5	56.5	58.2	59.9	60.5	60.9	59.7	58.0		
Avg. Dist. to Rail [m]	3.1	0.5	1.5	3.2	3.5	3.7	3.5	2.6	1.3	2.9	3.8		
Avg. Stride Freq. [Hz]	2.2	2.4	2.3	2.3	2.3	2.3	2.3	2.4	2.4	2.3	2.3		
Avg. Stride Length [m]	6.0	6.7	6.5	6.7	6.8	6.9	7.1	7.0	6.9	6.9	6.6		



[] Ranking at each section and finish
-.-.- No data available at this section
NA No data available



Sunshine Coast Professional
Race 2: TEWANTIN NOOSA RSL SUB BRANCH BENCHMARK 65
Handicap - 1800m
03 October 2025 - 18:25



Track Rating: Good 4, Weather: Fine, Rail Position: +2m Entire

Section					Overall	1600m	1400m	1200m	1000m	800m	600m	Last 600m			
Field Times					1:50.53 (0:13.99)	1:36.54 (0:11.37)	1:25.17 (0:11.58)	1:13.59 (0:12.09)	1:01.50 (0:12.36)	0:49.14 (0:12.38)	0:36.76 (0:12.16)	0:36.76			
Rank	TAB	Horse/Jockey	Barrier	Top Speed [km/h]	Fastest Section										Distance Travelled [m]
1	6	SETTAT	3	64.9	0:11.50	1:50.53 [1]	1:36.43 [2]	1:24.93 [3]	1:13.01 [3]	1:00.91 [3]	0:48.51 [4]	0:36.31 [4]	0:36.31		
		Jake Bayliss		Overall	1600m	(0:14.10)	(0:11.50)	(0:11.92)	(0:12.10)	(0:12.40)	(0:12.20)	(0:12.10)			
2	4	PRADO	7	63.7	0:11.55	1:50.87 [2]	1:36.31 [6]	1:24.76 [6]	1:12.83 [7]	1:00.76 [7]	0:48.34 [7]	0:36.31 [7]	0:36.31	+3	
		Karl Zechner		1600m	1600m	(0:14.56)	(0:11.55)	(0:11.93)	(0:12.07)	(0:12.42)	(0:12.03)	(0:12.14)			
3	1	HEREDITARY	2	65.1	0:11.56	1:50.89 [3]	1:36.59 [5]	1:25.03 [5]	1:13.08 [5]	1:00.96 [5]	0:48.61 [5]	0:36.47 [5]	0:36.47	+1	
		Robbie Dolan		Overall	1600m	(0:14.30)	(0:11.56)	(0:11.95)	(0:12.12)	(0:12.35)	(0:12.14)	(0:12.12)			
4	7	HARLEY CHARLIE	5	64.1	0:11.37	1:51.11 [4]	1:37.12 [1]	1:25.75 [2]	1:14.17 [1]	1:02.08 [1]	0:49.72 [1]	0:37.34 [1]	0:37.34	-6	
		Leah Martyn		Overall	1600m	(0:13.99)	(0:11.37)	(0:11.58)	(0:12.09)	(0:12.36)	(0:12.38)	(0:12.16)			
5	2	WINNING SIDE	1	63.2	0:11.53	1:51.20 [5]	1:36.93 [4]	1:25.40 [4]	1:13.58 [4]	1:01.54 [4]	0:49.23 [3]	0:37.07 [3]	0:37.07	-6	
		Damien Thornton		1600m	1600m	(0:14.27)	(0:11.53)	(0:11.82)	(0:12.04)	(0:12.31)	(0:12.16)	(0:12.11)			
6	3	GRIPPING	4	63.3	0:11.56	1:51.35 [6]	1:36.78 [7]	1:25.22 [7]	1:13.32 [6]	1:01.28 [6]	0:48.96 [6]	0:36.81 [6]	0:36.81	-4	
		Corey Sutherland		1600m	1600m	(0:14.57)	(0:11.56)	(0:11.90)	(0:12.04)	(0:12.32)	(0:12.15)	(0:12.15)			
7	5	LOYALTY COUNTS	6	66.2	0:11.16	1:51.47 [7]	1:37.27 [3]	1:26.11 [1]	1:14.36 [2]	1:02.23 [2]	0:49.82 [2]	0:37.46 [2]	0:37.46	+2	
		Tiffani Brooker		Overall	1600m	(0:14.20)	(0:11.16)	(0:11.75)	(0:12.13)	(0:12.41)	(0:12.36)	(0:12.13)			



Sunshine Coast Professional
Race 2: TEWANTIN NOOSA RSL SUB BRANCH BENCHMARK 65
Handicap - 1800m
03 October 2025 - 18:25



Track Rating: Good 4, Weather: Fine, Rail Position: +2m Entire

Section						400m	200m			Last 600m
Field Times						0:24.60 (0:12.19)	0:12.41 (0:12.41)			0:36.76
Rank	TAB	Horse/Jockey	Barrier	Top Speed [km/h]	Fastest Section			Margin		
1	6	SETTAT	3	64.9	0:11.50	0:24.21 [4]	0:12.41 [2]	1:50.53	0:36.31	
		Jake Bayliss		Overall	1600m	(0:11.80)	(0:12.41)			
2	4	PRADO	7	63.7	0:11.55	0:24.17 [7]	0:12.39 [6]	1.97L	0:36.31 +3	
		Karl Zechner		1600m	1600m	(0:11.78)	(0:12.39)			
3	1	HEREDITARY	2	65.1	0:11.56	0:24.35 [5]	0:12.65 [3]	2.12L	0:36.47 +1	
		Robbie Dolan		Overall	1600m	(0:11.70)	(0:12.65)			
4	7	HARLEY CHARLIE	5	64.1	0:11.37	0:25.18 [1]	0:12.99 [1]	3.4L	0:37.34 -6	
		Leah Martyn		Overall	1600m	(0:12.19)	(0:12.99)			
5	2	WINNING SIDE	1	63.2	0:11.53	0:24.96 [3]	0:12.94 [4]	3.92L	0:37.07 -6	
		Damien Thornton		1600m	1600m	(0:12.02)	(0:12.94)			
6	3	GRIPPING	4	63.3	0:11.56	0:24.66 [6]	0:12.74 [7]	4.84L	0:36.81 -4	
		Corey Sutherland		1600m	1600m	(0:11.92)	(0:12.74)			
7	5	LOYALTY COUNTS	6	66.2	0:11.16	0:25.33 [2]	0:13.08 [5]	5.51L	0:37.46 +2	
		Tiffani Brooker		Overall	1600m	(0:12.25)	(0:13.08)			



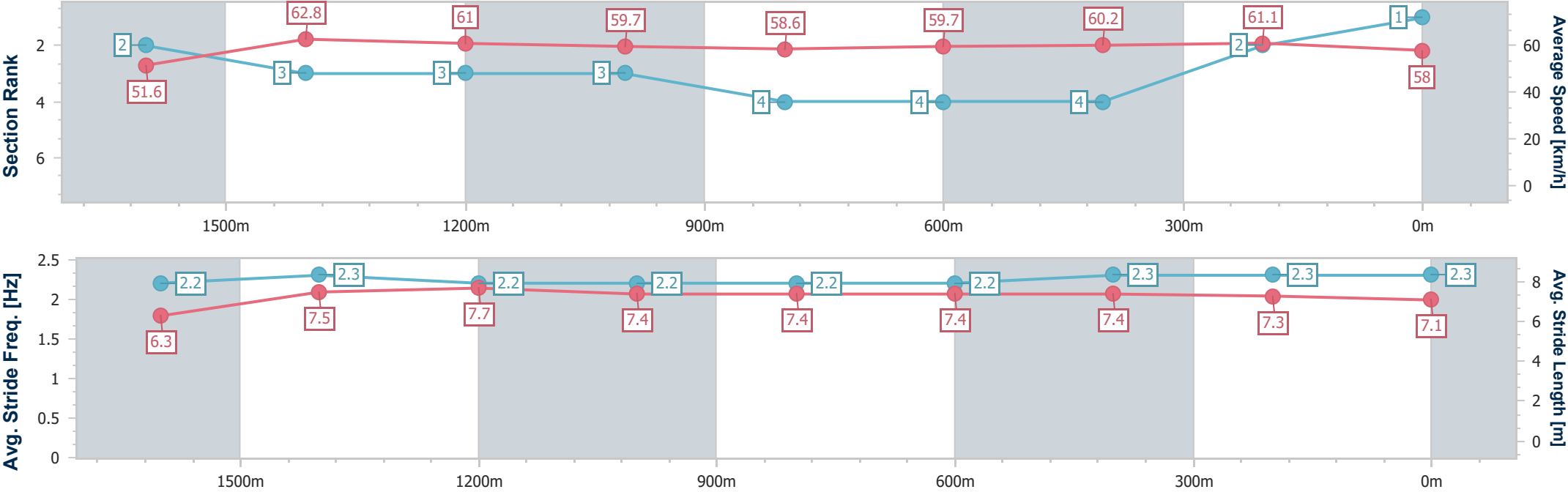
Horse/Jockey Name	Settat
Final Rank	1
Fastest Section Time (Section)	0:11.50 (1600m)
Top Speed [km/h] (Section)	64.9 (Overall)
Race State	Finished



Sunshine CoastProfessional
Race 2: TEWANTIN NOOSA RSL SUB BRANCH BENCHMARK
65 Handicap - 1800m
03 October 2025 - 18:25
Track Rating: Good 4, Weather: Fine, Rail Position: +2m Entire



Section	Overall	1600m	1400m	1200m	1000m	800m	600m	400m	200m				
Section Times	1:50.53 [1] (0:14.10)	1:36.43 [2] (0:11.50)	1:24.93 [3] (0:11.92)	1:13.01 [3] (0:12.10)	1:00.91 [3] (0:12.40)	0:48.51 [4] (0:12.20)	0:36.31 [4] (0:12.10)	0:24.21 [4] (0:11.80)	0:12.41 [2] (0:12.41)				
Average Speed [km/h]	51.6	62.8	61.0	59.7	58.6	59.7	60.2	61.1	58.0				
Top Speed [km/h]	64.9	64.5	62.2	60.2	59.3	60.0	61.2	62.3	60.0				
Avg. Dist. to Rail [m]	6.2	2.1	3.0	3.7	3.4	2.2	1.9	5.1	6.0				
Avg. Stride Freq. [Hz]	2.2	2.3	2.2	2.2	2.2	2.2	2.3	2.3	2.3				
Avg. Stride Length [m]	6.3	7.5	7.7	7.4	7.4	7.4	7.4	7.3	7.1				





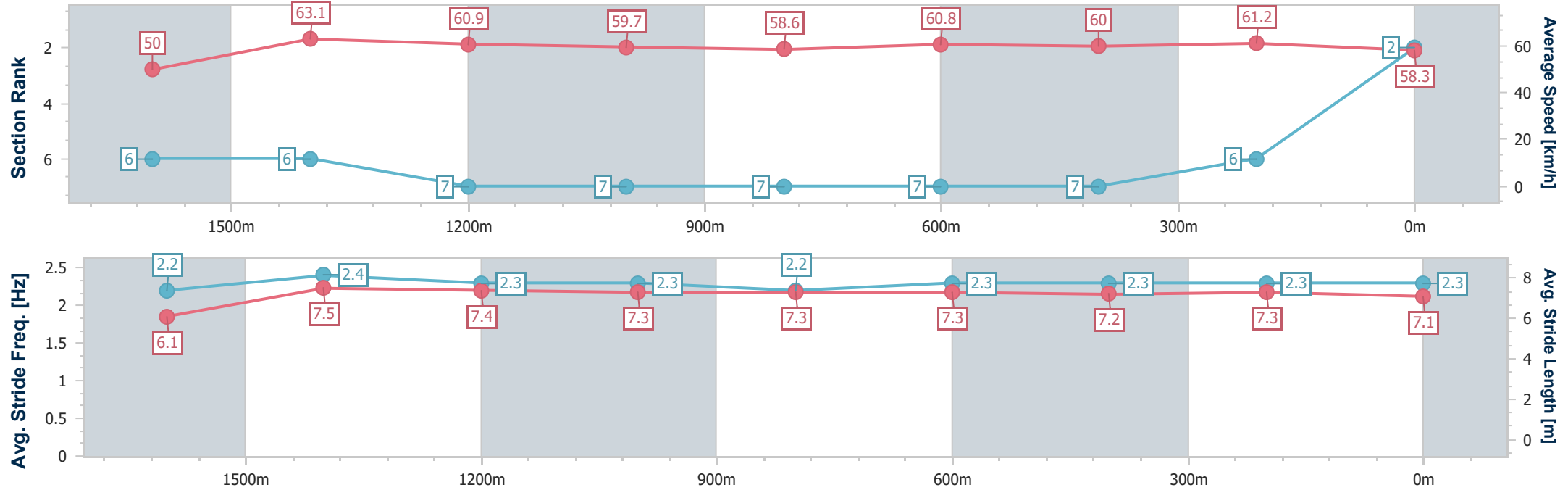
Horse/Jockey Name	Prado
Final Rank	2
Fastest Section Time (Section)	0:11.55 (1600m)
Top Speed [km/h] (Section)	63.7 (1600m)
Race State	Finished



Sunshine CoastProfessional
Race 2: TEWANTIN NOOSA RSL SUB BRANCH BENCHMARK
65 Handicap - 1800m
03 October 2025 - 18:25
Track Rating: Good 4, Weather: Fine, Rail Position: +2m Entire



Section	Overall	1600m	1400m	1200m	1000m	800m	600m	400m	200m				
Section Times	1:50.87 [2] (0:14.56)	1:36.31 [6] (0:11.55)	1:24.76 [6] (0:11.93)	1:12.83 [7] (0:12.07)	1:00.76 [7] (0:12.42)	0:48.34 [7] (0:12.03)	0:36.31 [7] (0:12.14)	0:24.17 [7] (0:11.78)	0:12.39 [6] (0:12.39)				
Average Speed [km/h]	50.0	63.1	60.9	59.7	58.6	60.8	60.0	61.2	58.3				
Top Speed [km/h]	63.6	63.7	62.2	60.3	59.9	61.8	61.1	61.7	60.4				
Avg. Dist. to Rail [m]	9.1	3.1	3.5	3.7	3.4	2.6	2.5	5.7	7.3				
Avg. Stride Freq. [Hz]	2.2	2.4	2.3	2.3	2.2	2.3	2.3	2.3	2.3				
Avg. Stride Length [m]	6.1	7.5	7.4	7.3	7.3	7.3	7.2	7.3	7.1				





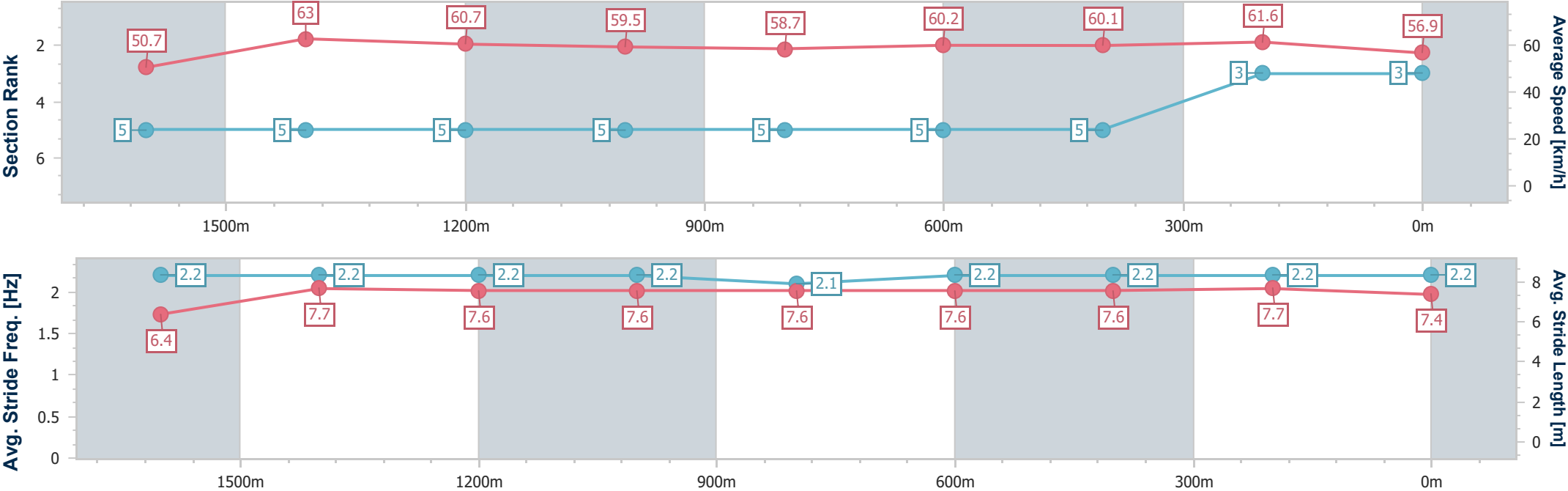
Horse/Jockey Name	Hereditary
Final Rank	3
Fastest Section Time (Section)	0:11.56 (1600m)
Top Speed [km/h] (Section)	65.1 (Overall)
Race State	Finished



Sunshine CoastProfessional
Race 2: TEWANTIN NOOSA RSL SUB BRANCH BENCHMARK
65 Handicap - 1800m
03 October 2025 - 18:25
Track Rating: Good 4, Weather: Fine, Rail Position: +2m Entire



Section	Overall	1600m	1400m	1200m	1000m	800m	600m	400m	200m				
Section Times	1:50.89 [3] (0:14.30)	1:36.59 [5] (0:11.56)	1:25.03 [5] (0:11.95)	1:13.08 [5] (0:12.12)	1:00.96 [5] (0:12.35)	0:48.61 [5] (0:12.14)	0:36.47 [5] (0:12.12)	0:24.35 [5] (0:11.70)	0:12.65 [3] (0:12.65)				
Average Speed [km/h]	50.7	63.0	60.7	59.5	58.7	60.2	60.1	61.6	56.9				
Top Speed [km/h]	65.1	64.6	61.7	60.1	59.5	60.6	61.5	62.3	61.0				
Avg. Dist. to Rail [m]	4.6	3.2	3.2	3.6	3.4	2.7	2.2	5.5	7.8				
Avg. Stride Freq. [Hz]	2.2	2.2	2.2	2.2	2.1	2.2	2.2	2.2	2.2				
Avg. Stride Length [m]	6.4	7.7	7.6	7.6	7.6	7.6	7.6	7.7	7.4				



[] Ranking at each section and finish
-.-.- No data available at this section
NA No data available



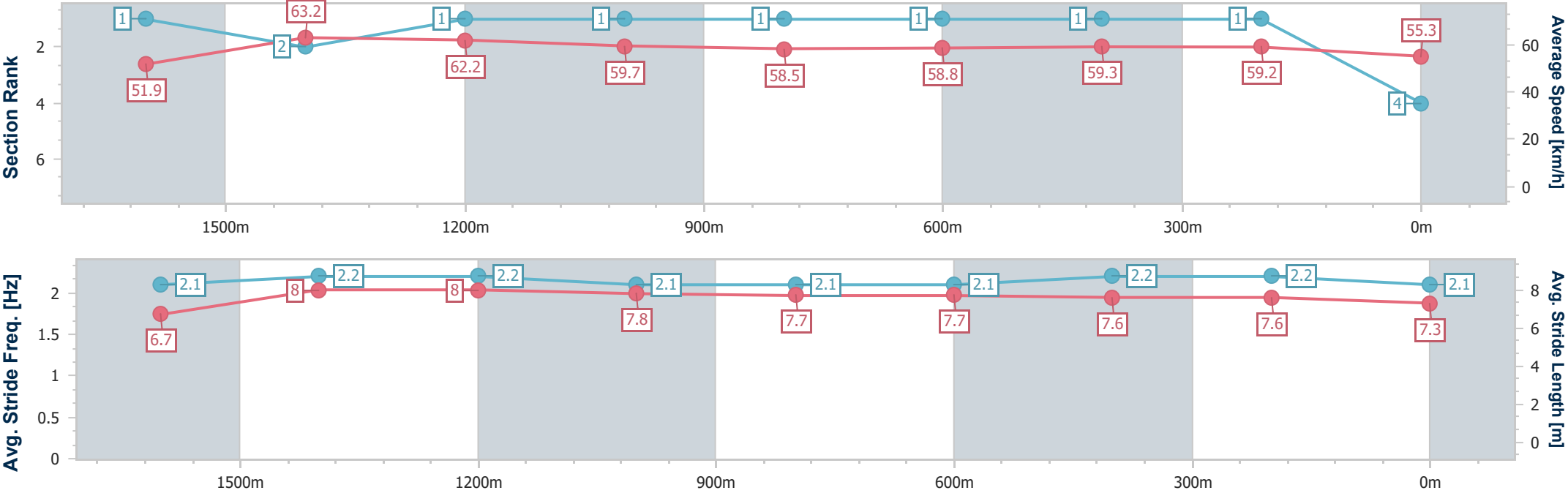
Horse/Jockey Name	Harley Charlie
Final Rank	4
Fastest Section Time (Section)	0:11.37 (1600m)
Top Speed [km/h] (Section)	64.1 (Overall)
Race State	Finished



Sunshine CoastProfessional
Race 2: TEWANTIN NOOSA RSL SUB BRANCH BENCHMARK
65 Handicap - 1800m
03 October 2025 - 18:25
Track Rating: Good 4, Weather: Fine, Rail Position: +2m Entire



Section	Overall	1600m	1400m	1200m	1000m	800m	600m	400m	200m				
Section Times	1:51.11 [4] (0:13.99)	1:37.12 [1] (0:11.37)	1:25.75 [2] (0:11.58)	1:14.17 [1] (0:12.09)	1:02.08 [1] (0:12.36)	0:49.72 [1] (0:12.38)	0:37.34 [1] (0:12.16)	0:25.18 [1] (0:12.19)	0:12.99 [1] (0:12.99)				
Average Speed [km/h]	51.9	63.2	62.2	59.7	58.5	58.8	59.3	59.2	55.3				
Top Speed [km/h]	64.1	64.1	63.7	60.4	58.9	59.1	60.0	59.8	58.3				
Avg. Dist. to Rail [m]	6.4	0.2	0.6	1.7	2.4	1.5	0.6	3.3	5.2				
Avg. Stride Freq. [Hz]	2.1	2.2	2.2	2.1	2.1	2.1	2.2	2.2	2.1				
Avg. Stride Length [m]	6.7	8.0	8.0	7.8	7.7	7.7	7.6	7.6	7.3				





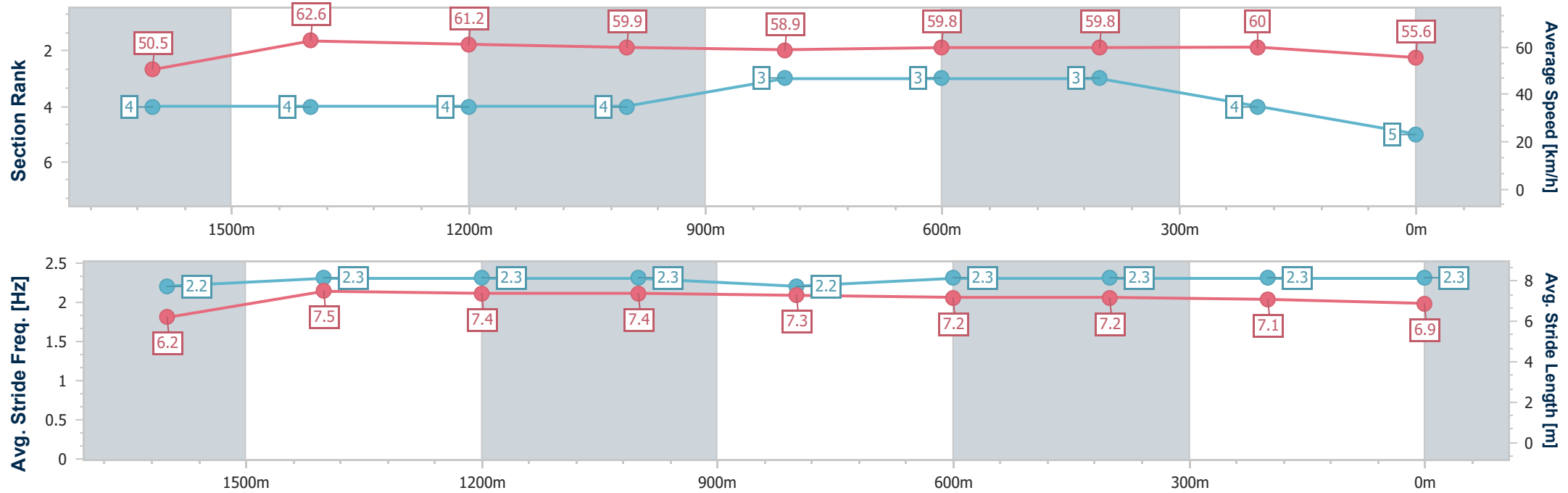
Horse/Jockey Name	Winning Side
Final Rank	5
Fastest Section Time (Section)	0:11.53 (1600m)
Top Speed [km/h] (Section)	63.2 (1600m)
Race State	Finished



Sunshine CoastProfessional
Race 2: TEWANTIN NOOSA RSL SUB BRANCH BENCHMARK
65 Handicap - 1800m
03 October 2025 - 18:25
Track Rating: Good 4, Weather: Fine, Rail Position: +2m Entire



Section	Overall	1600m	1400m	1200m	1000m	800m	600m	400m	200m				
Section Times	1:51.20 [5] (0:14.27)	1:36.93 [4] (0:11.53)	1:25.40 [4] (0:11.82)	1:13.58 [4] (0:12.04)	1:01.54 [4] (0:12.31)	0:49.23 [3] (0:12.16)	0:37.07 [3] (0:12.11)	0:24.96 [3] (0:12.02)	0:12.94 [4] (0:12.94)				
Average Speed [km/h]	50.5	62.6	61.2	59.9	58.9	59.8	59.8	60.0	55.6				
Top Speed [km/h]	62.5	63.2	62.5	60.7	59.4	60.4	61.5	61.7	58.5				
Avg. Dist. to Rail [m]	3.1	0.7	2.4	2.6	2.4	1.6	1.4	2.7	2.7				
Avg. Stride Freq. [Hz]	2.2	2.3	2.3	2.3	2.2	2.3	2.3	2.3	2.3				
Avg. Stride Length [m]	6.2	7.5	7.4	7.4	7.3	7.2	7.2	7.1	6.9				





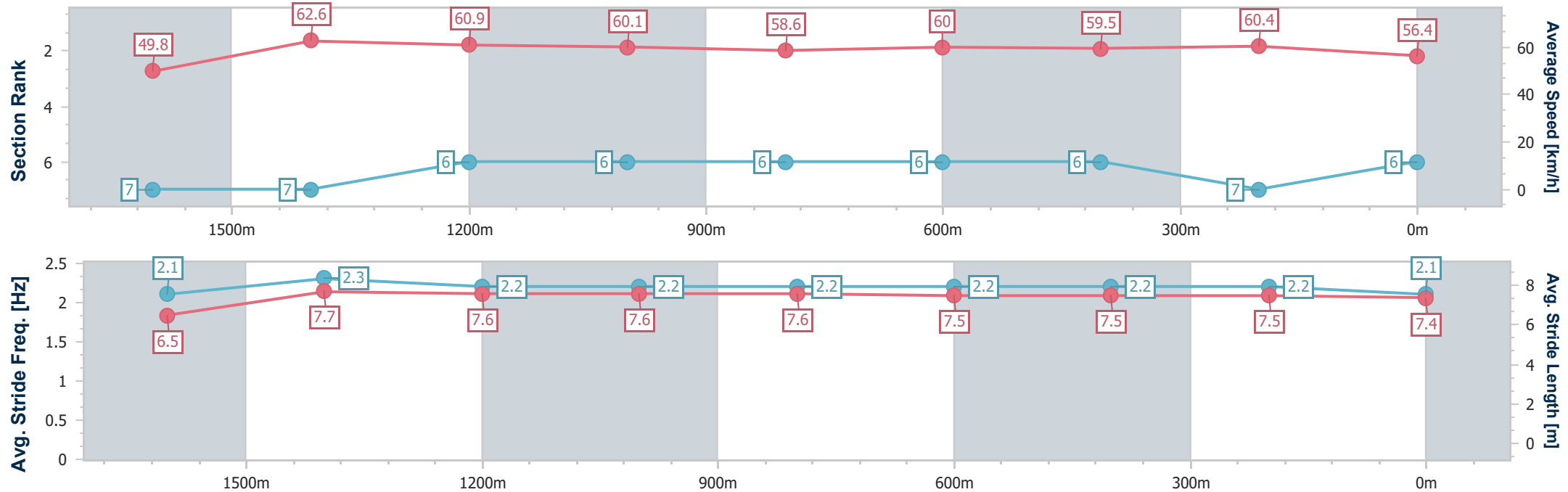
Horse/Jockey Name	Gripping
Final Rank	6
Fastest Section Time (Section)	0:11.56 (1600m)
Top Speed [km/h] (Section)	63.3 (1600m)
Race State	Finished



Sunshine CoastProfessional
Race 2: TEWANTIN NOOSA RSL SUB BRANCH BENCHMARK
65 Handicap - 1800m
03 October 2025 - 18:25
Track Rating: Good 4, Weather: Fine, Rail Position: +2m Entire



Section	Overall	1600m	1400m	1200m	1000m	800m	600m	400m	200m				
Section Times	1:51.35 [6] (0:14.57)	1:36.78 [7] (0:11.56)	1:25.22 [7] (0:11.90)	1:13.32 [6] (0:12.04)	1:01.28 [6] (0:12.32)	0:48.96 [6] (0:12.15)	0:36.81 [6] (0:12.15)	0:24.66 [6] (0:11.92)	0:12.74 [7] (0:12.74)				
Average Speed [km/h]	49.8	62.6	60.9	60.1	58.6	60.0	59.5	60.4	56.4				
Top Speed [km/h]	63.1	63.3	62.0	61.0	60.4	60.2	59.9	61.4	58.9				
Avg. Dist. to Rail [m]	6.3	2.1	2.3	2.4	2.2	1.4	1.0	3.9	2.0				
Avg. Stride Freq. [Hz]	2.1	2.3	2.2	2.2	2.2	2.2	2.2	2.2	2.1				
Avg. Stride Length [m]	6.5	7.7	7.6	7.6	7.6	7.5	7.5	7.5	7.4				



[] Ranking at each section and finish
- - - - No data available at this section
NA No data available



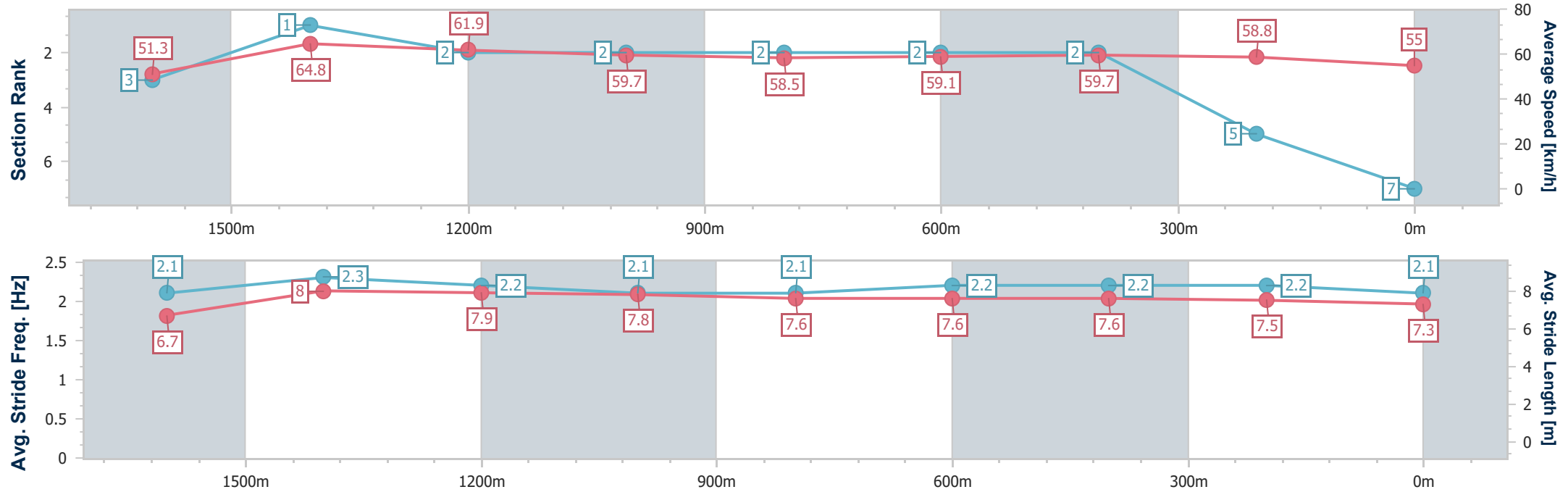
Horse/Jockey Name	Loyalty Counts
Final Rank	7
Fastest Section Time (Section)	0:11.16 (1600m)
Top Speed [km/h] (Section)	66.2 (Overall)
Race State	Finished



Sunshine CoastProfessional
Race 2: TEWANTIN NOOSA RSL SUB BRANCH BENCHMARK
65 Handicap - 1800m
03 October 2025 - 18:25
Track Rating: Good 4, Weather: Fine, Rail Position: +2m Entire



Section	Overall	1600m	1400m	1200m	1000m	800m	600m	400m	200m				
Section Times	1:51.47 [7] (0:14.20)	1:37.27 [3] (0:11.16)	1:26.11 [1] (0:11.75)	1:14.36 [2] (0:12.13)	1:02.23 [2] (0:12.41)	0:49.82 [2] (0:12.36)	0:37.46 [2] (0:12.13)	0:25.33 [2] (0:12.25)	0:13.08 [5] (0:13.08)				
Average Speed [km/h]	51.3	64.8	61.9	59.7	58.5	59.1	59.7	58.8	55.0				
Top Speed [km/h]	66.2	65.5	64.5	60.6	59.5	59.5	60.2	60.1	57.0				
Avg. Dist. to Rail [m]	9.0	4.0	3.5	3.6	3.6	2.6	1.4	4.0	4.9				
Avg. Stride Freq. [Hz]	2.1	2.3	2.2	2.1	2.1	2.2	2.2	2.2	2.1				
Avg. Stride Length [m]	6.7	8.0	7.9	7.8	7.6	7.6	7.6	7.5	7.3				





Sunshine Coast Professional
Race 3: CALOUNDRA RSL Fillies and Mares Maiden Handicap - 1000m
03 October 2025 - 18:55



Track Rating: Good 4, Weather: Fine, Rail Position: +2m Entire

Section						Overall	800m	600m	400m	200m	Last 600m			
Field Times						0:58.52 (0:13.74)	0:44.78 (0:10.79)	0:33.99 (0:11.24)	0:22.75 (0:10.99)	0:11.76 (0:11.76)	0:33.99			
Rank	TAB	Horse/Jockey	Barrier	Top Speed [km/h]	Fastest Section							Margin	Distance Travelled [m]	
1	2	HURRICANE LU	4	68.5	0:10.80	0:58.52 [1]	0:44.53 [5]	0:33.73 [4]	0:22.61 [4]	0:11.66 [2]	0:58.52	0:33.73		
		Tiffani Brooker		800m	800m	(0:13.99)	(0:10.80)	(0:11.12)	(0:10.95)	(0:11.66)				
2	1	CEEKAY'S CHOICE	1	68.8	0:10.77	0:58.73 [2]	0:44.91 [2]	0:34.14 [2]	0:22.96 [1]	0:11.97 [1]	1.24L	0:34.14 +0		
		Daniel Moor		800m	800m	(0:13.82)	(0:10.77)	(0:11.18)	(0:10.99)	(0:11.97)				
3	10	SPIRITOF THE OCEAN	8	68.0	0:10.83	0:59.30 [3]	0:45.38 [4]	0:34.55 [3]	0:23.40 [3]	0:12.21 [3]	4.6L	0:34.55 +3		
		Micheal Hellyer		600m	800m	(0:13.92)	(0:10.83)	(0:11.15)	(0:11.19)	(0:12.21)				
4	9	YAKITORI	6	68.6	0:10.89	0:59.37 [4]	0:45.21 [7]	0:34.32 [7]	0:23.14 [6]	0:11.92 [4]	5.03L	0:34.32 +1		
		Jake Bayliss		800m	800m	(0:14.16)	(0:10.89)	(0:11.18)	(0:11.22)	(0:11.92)				
5	7	ACCESSORIZED	5	67.0	0:11.03	0:59.70 [5]	0:45.69 [6]	0:34.66 [6]	0:23.25 [7]	0:12.01 [7]	6.97L	0:34.66 +5		
		Cejay Graham		800m	800m	(0:14.01)	(0:11.03)	(0:11.41)	(0:11.24)	(0:12.01)				
6	8	TINKERTINO	2	67.4	0:11.02	1:00.18 [6]	0:46.35 [3]	0:35.33 [5]	0:24.06 [5]	0:12.62 [5]	9.75L	0:35.33 +4		
		Karl Zechner		800m	800m	(0:13.83)	(0:11.02)	(0:11.27)	(0:11.44)	(0:12.62)				
7	11	ELEMISS	7	68.0	0:10.94	1:00.29 [7]	0:45.97 [8]	0:35.03 [8]	0:23.57 [8]	0:12.13 [8]	10.44L	0:35.03 +5		
		Montana Philpot		800m	800m	(0:14.32)	(0:10.94)	(0:11.46)	(0:11.44)	(0:12.13)				
8	6	MISSISSIPPI DREAM	3	68.6	0:10.79	1:00.79 [8]	0:47.05 [1]	0:36.26 [1]	0:24.97 [2]	0:13.15 [6]	13.39L	0:36.26 +3		
		Damien Thornton		800m	800m	(0:13.74)	(0:10.79)	(0:11.29)	(0:11.82)	(0:13.15)				

Scratched: Usual Limits (#3), Ariyah (#5), Amelioration (#4)



Horse/Jockey Name	Hurricane Lu
Final Rank	1
Fastest Section Time (Section)	0:10.80 (800m)
Top Speed [km/h] (Section)	68.5 (800m)
Race State	Finished



Sunshine CoastProfessional

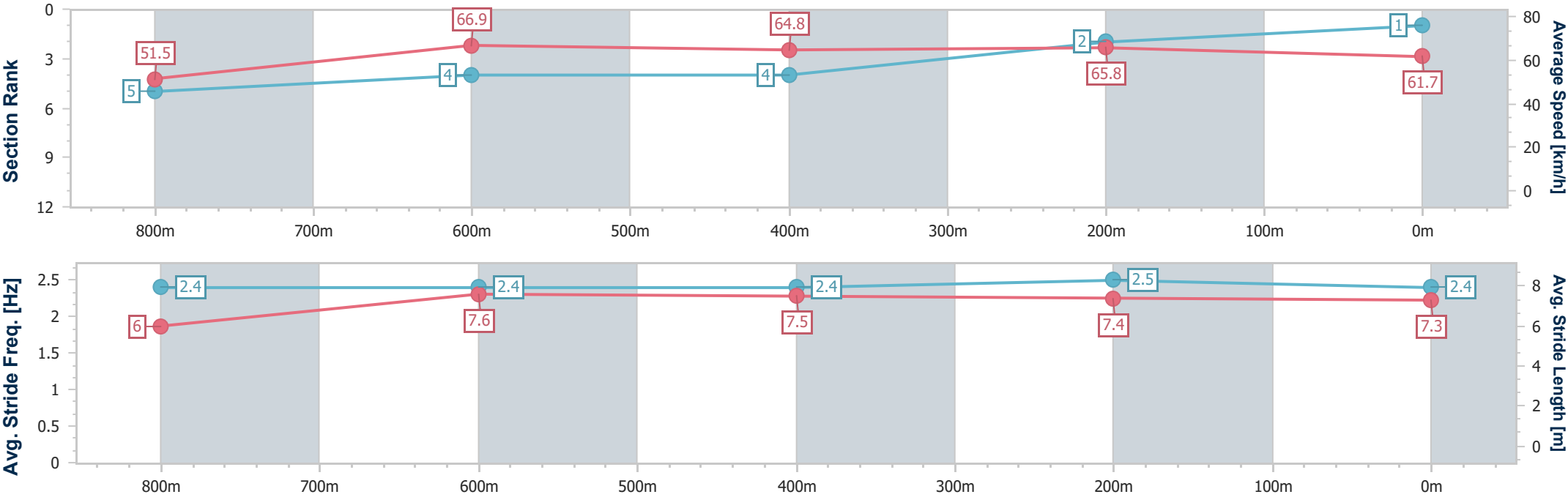
Race 3: CALOUNDRA RSL Fillies and Mares Maiden Handicap - 1000m

SCTC SUNSHINE COAST TURF CLUB

03 October 2025 - 18:55

Track Rating: Good 4, Weather: Fine, Rail Position: +2m Entire

Section	Overall	800m	600m	400m	200m															
Section Times	0:58.52 [1] (0:13.99)	0:44.53 [5] (0:10.80)	0:33.73 [4] (0:11.12)	0:22.61 [4] (0:10.95)	0:11.66 [2] (0:11.66)															
Average Speed [km/h]	51.5	66.9	64.8	65.8	61.7															
Top Speed [km/h]	67.4	68.5	65.4	66.3	64.8															
Avg. Dist. to Rail [m]	4.1	1.5	0.4	4.3	6.4															
Avg. Stride Freq. [Hz]	2.4	2.4	2.4	2.5	2.4															
Avg. Stride Length [m]	6.0	7.6	7.5	7.4	7.3															





Horse/Jockey Name	Ceekay's Choice
Final Rank	2
Fastest Section Time (Section)	0:10.77 (800m)
Top Speed [km/h] (Section)	68.8 (800m)
Race State	Finished



Sunshine CoastProfessional

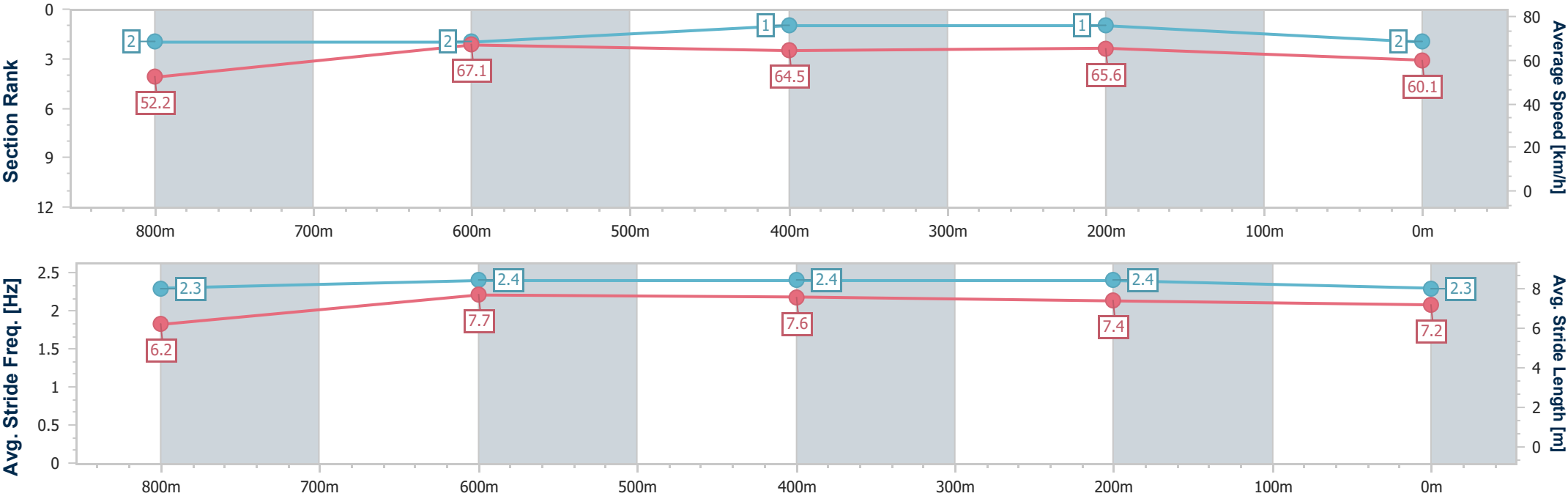
Race 3: CALOUNDRA RSL Fillies and Mares Maiden Handicap - 1000m

SCTC SUNSHINE COAST TURF CLUB

03 October 2025 - 18:55

Track Rating: Good 4, Weather: Fine, Rail Position: +2m Entire

Section	Overall	800m	600m	400m	200m														
Section Times	0:58.73 [2] (0:13.82)	0:44.91 [2] (0:10.77)	0:34.14 [2] (0:11.18)	0:22.96 [1] (0:10.99)	0:11.97 [1] (0:11.97)														
Average Speed [km/h]	52.2	67.1	64.5	65.6	60.1														
Top Speed [km/h]	68.3	68.8	66.4	66.3	63.6														
Avg. Dist. to Rail [m]	3.2	2.1	0.5	2.7	3.6														
Avg. Stride Freq. [Hz]	2.3	2.4	2.4	2.4	2.3														
Avg. Stride Length [m]	6.2	7.7	7.6	7.4	7.2														





Horse/Jockey Name	Spiritof The Ocean
Final Rank	3
Fastest Section Time (Section)	0:10.83 (800m)
Top Speed [km/h] (Section)	68.0 (600m)
Race State	Finished



Sunshine CoastProfessional

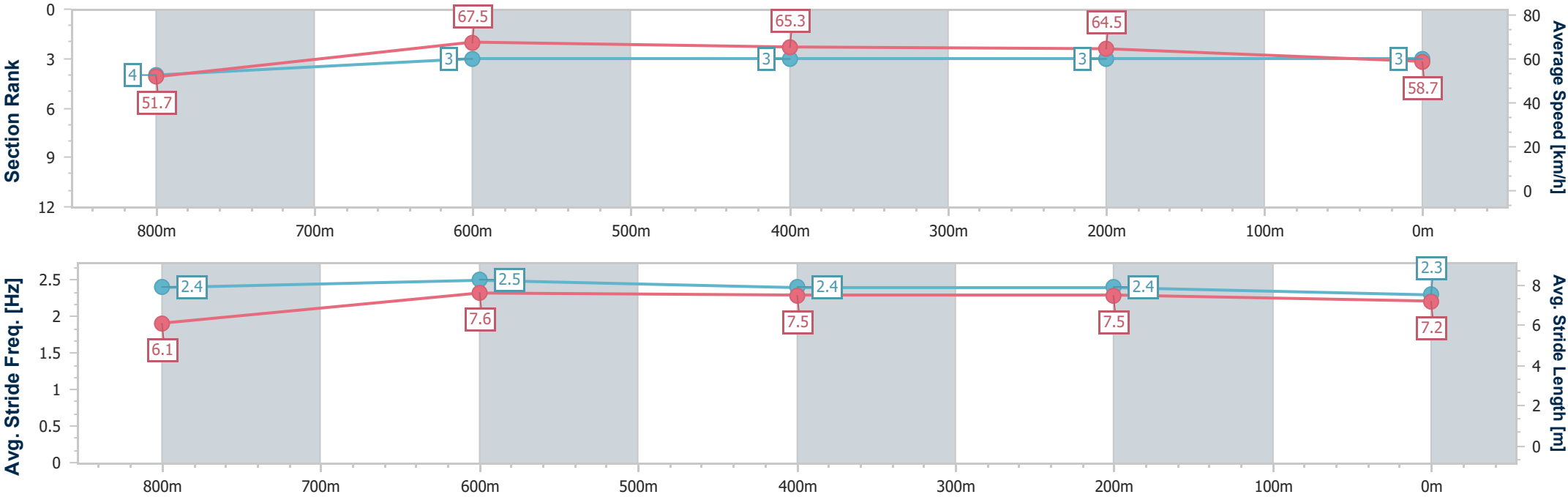
Race 3: CALOUNDRA RSL Fillies and Mares Maiden Handicap - 1000m

SCTC SUNSHINE COAST TURF CLUB

03 October 2025 - 18:55

Track Rating: Good 4, Weather: Fine, Rail Position: +2m Entire

Section	Overall	800m	600m	400m	200m										
Section Times	0:59.30 [3] (0:13.92)	0:45.38 [4] (0:10.83)	0:34.55 [3] (0:11.15)	0:23.40 [3] (0:11.19)	0:12.21 [3] (0:12.21)										
Average Speed [km/h]	51.7	67.5	65.3	64.5	58.7										
Top Speed [km/h]	67.5	67.9	68.0	65.7	62.5										
Avg. Dist. to Rail [m]	8.4	4.1	1.8	4.9	5.7										
Avg. Stride Freq. [Hz]	2.4	2.5	2.4	2.4	2.3										
Avg. Stride Length [m]	6.1	7.6	7.5	7.5	7.2										



- [] Ranking at each section and finish
- .-.- No data available at this section
- NA No data available



Horse/Jockey Name	Yakitori
Final Rank	4
Fastest Section Time (Section)	0:10.89 (800m)
Top Speed [km/h] (Section)	68.6 (800m)
Race State	Finished



Sunshine CoastProfessional

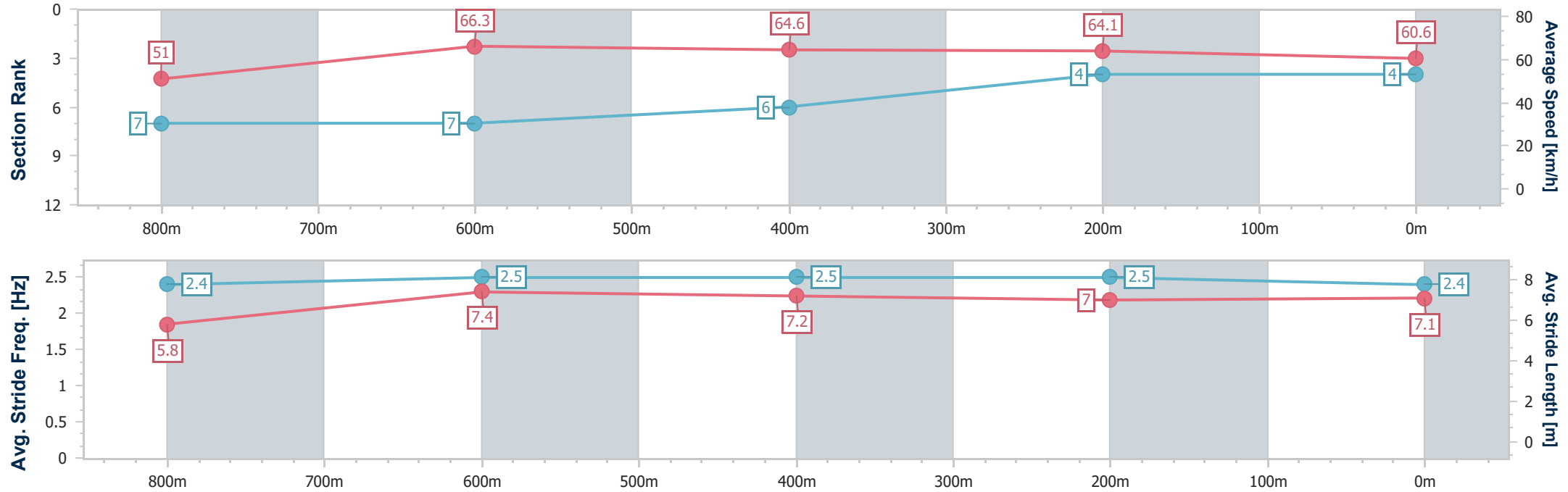
Race 3: CALOUNDRA RSL Fillies and Mares Maiden Handicap - 1000m

SCTCSUNSHINE COAST TURF CLUB

03 October 2025 - 18:55

Track Rating: Good 4, Weather: Fine, Rail Position: +2m Entire

Section	Overall	800m	600m	400m	200m															
Section Times	0:59.37 [4] (0:14.16)	0:45.21 [7] (0:10.89)	0:34.32 [7] (0:11.18)	0:23.14 [6] (0:11.22)	0:11.92 [4] (0:11.92)															
Average Speed [km/h]	51.0	66.3	64.6	64.1	60.6															
Top Speed [km/h]	66.7	68.6	65.1	65.5	63.1															
Avg. Dist. to Rail [m]	5.6	1.2	0.6	5.5	8.1															
Avg. Stride Freq. [Hz]	2.4	2.5	2.5	2.5	2.4															
Avg. Stride Length [m]	5.8	7.4	7.2	7.0	7.1															



- [] Ranking at each section and finish
- .-.- No data available at this section
- NA No data available



Horse/Jockey Name	Accessorized
Final Rank	5
Fastest Section Time (Section)	0:11.03 (800m)
Top Speed [km/h] (Section)	67.0 (800m)
Race State	Finished



Sunshine CoastProfessional

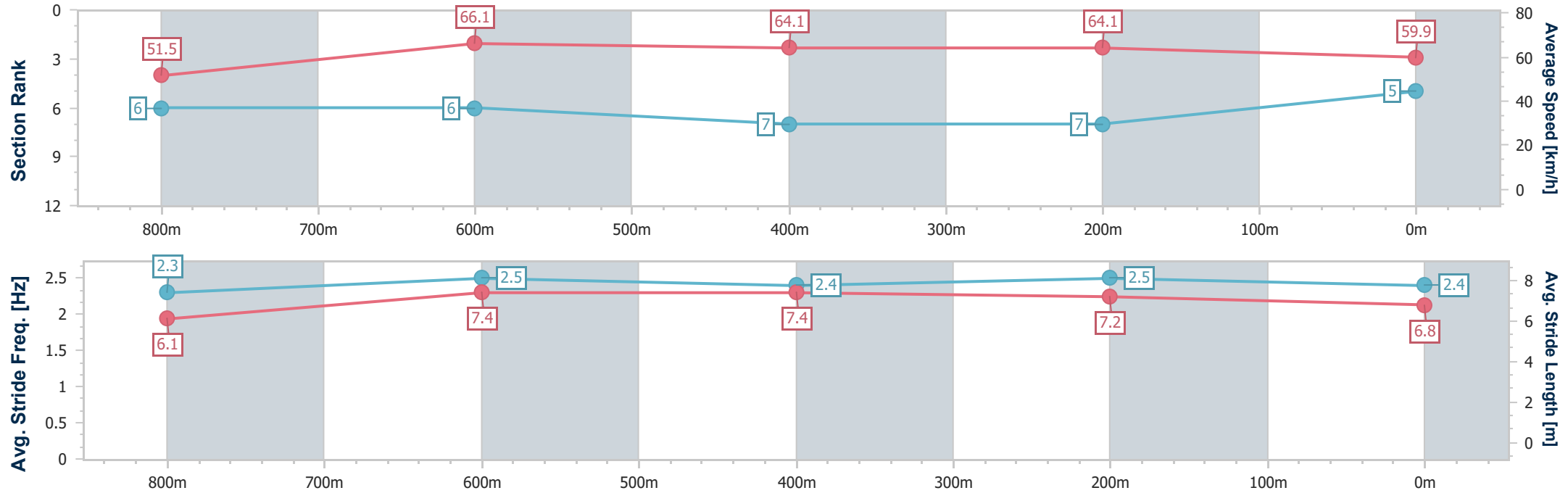
Race 3: CALOUNDRA RSL Fillies and Mares Maiden Handicap - 1000m

SCTC SUNSHINE COAST TURF CLUB

03 October 2025 - 18:55

Track Rating: Good 4, Weather: Fine, Rail Position: +2m Entire

Section	Overall	800m	600m	400m	200m									
Section Times	0:59.70 [5] (0:14.01)	0:45.69 [6] (0:11.03)	0:34.66 [6] (0:11.41)	0:23.25 [7] (0:11.24)	0:12.01 [7] (0:12.01)									
Average Speed [km/h]	51.5	66.1	64.1	64.1	59.9									
Top Speed [km/h]	66.6	67.0	65.1	64.7	62.8									
Avg. Dist. to Rail [m]	6.7	4.2	2.5	6.0	8.7									
Avg. Stride Freq. [Hz]	2.3	2.5	2.4	2.5	2.4									
Avg. Stride Length [m]	6.1	7.4	7.4	7.2	6.8									





Horse/Jockey Name	Tinkertino
Final Rank	6
Fastest Section Time (Section)	0:11.02 (800m)
Top Speed [km/h] (Section)	67.4 (800m)
Race State	Finished



Sunshine CoastProfessional

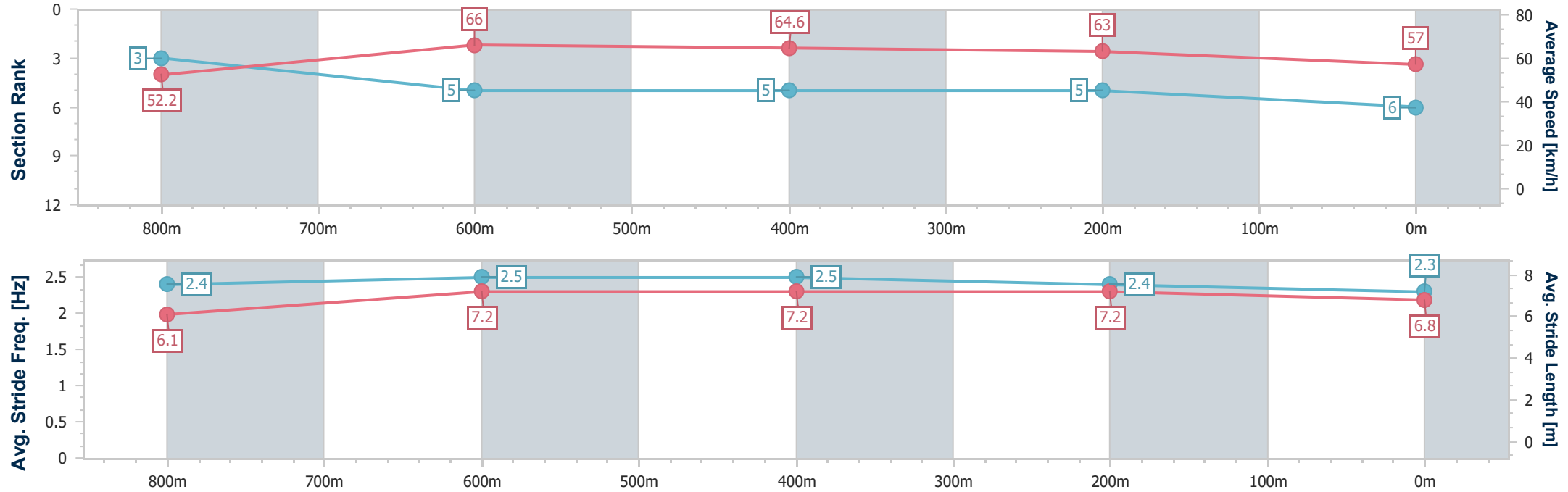
Race 3: CALOUNDRA RSL Fillies and Mares Maiden Handicap - 1000m

SCTC SUNSHINE COAST TURF CLUB

03 October 2025 - 18:55

Track Rating: Good 4, Weather: Fine, Rail Position: +2m Entire

Section	Overall	800m	600m	400m	200m										
Section Times	1:00.18 [6] (0:13.83)	0:46.35 [3] (0:11.02)	0:35.33 [5] (0:11.27)	0:24.06 [5] (0:11.44)	0:12.62 [5] (0:12.62)										
Average Speed [km/h]	52.2	66.0	64.6	63.0	57.0										
Top Speed [km/h]	66.8	67.4	67.1	64.0	61.1										
Avg. Dist. to Rail [m]	4.5	2.9	1.8	5.1	5.6										
Avg. Stride Freq. [Hz]	2.4	2.5	2.5	2.4	2.3										
Avg. Stride Length [m]	6.1	7.2	7.2	7.2	6.8										



- [] Ranking at each section and finish
- .-.- No data available at this section
- NA No data available



Horse/Jockey Name	Elemiss
Final Rank	7
Fastest Section Time (Section)	0:10.94 (800m)
Top Speed [km/h] (Section)	68.0 (800m)
Race State	Finished



Sunshine CoastProfessional

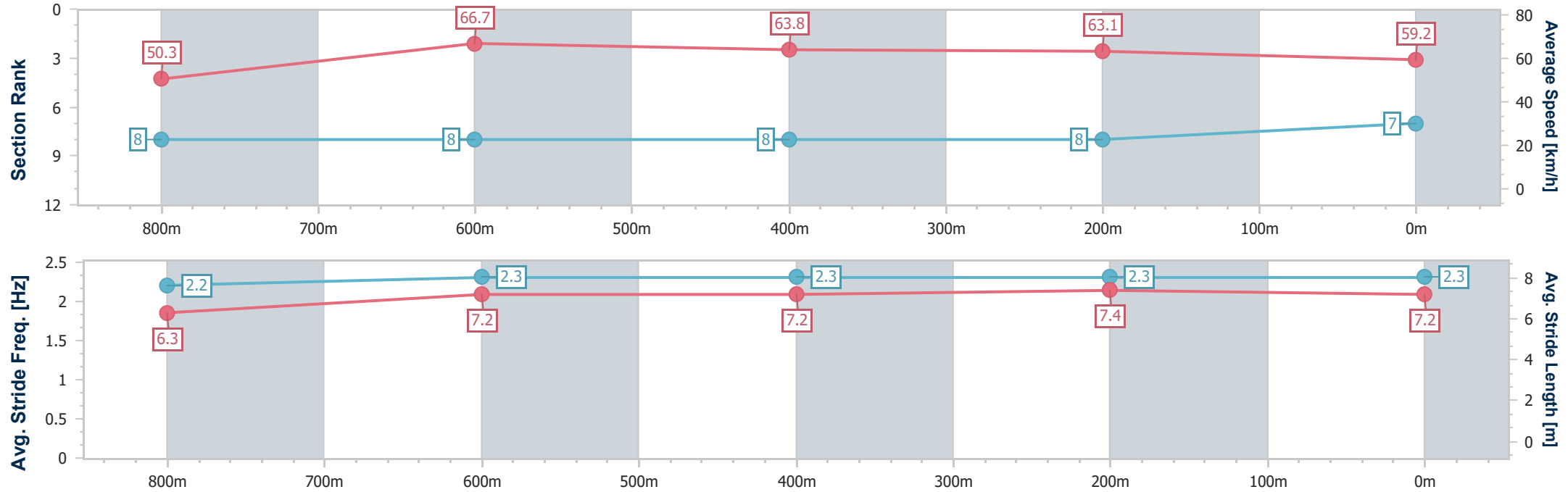
Race 3: CALOUNDRA RSL Fillies and Mares Maiden Handicap - 1000m

SCTCSUNSHINE COAST TURF CLUB

03 October 2025 - 18:55

Track Rating: Good 4, Weather: Fine, Rail Position: +2m Entire

Section	Overall	800m	600m	400m	200m										
Section Times	1:00.29 [7] (0:14.32)	0:45.97 [8] (0:10.94)	0:35.03 [8] (0:11.46)	0:23.57 [8] (0:11.44)	0:12.13 [8] (0:12.13)										
Average Speed [km/h]	50.3	66.7	63.8	63.1	59.2										
Top Speed [km/h]	66.6	68.0	65.2	63.5	62.0										
Avg. Dist. to Rail [m]	8.4	3.5	2.9	4.9	6.8										
Avg. Stride Freq. [Hz]	2.2	2.3	2.3	2.3	2.3										
Avg. Stride Length [m]	6.3	7.2	7.2	7.4	7.2										



- [] Ranking at each section and finish
- .-.- No data available at this section
- NA No data available



Horse/Jockey Name	Mississippi Dream
Final Rank	8
Fastest Section Time (Section)	0:10.79 (800m)
Top Speed [km/h] (Section)	68.6 (800m)
Race State	Finished



Sunshine CoastProfessional

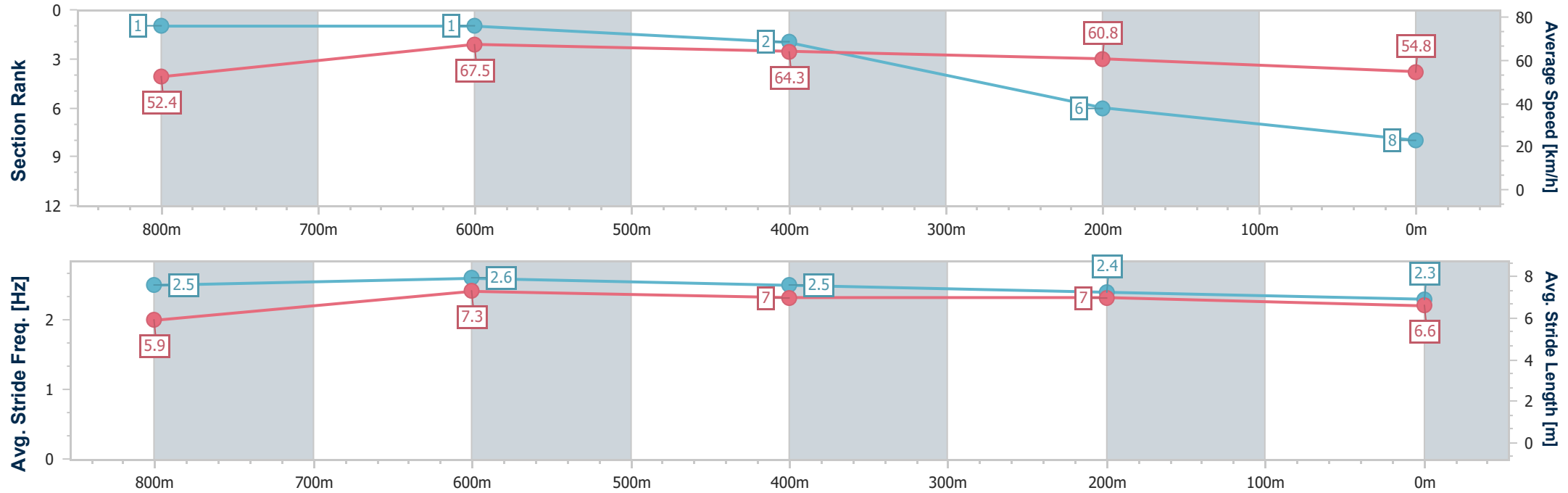
Race 3: CALOUNDRA RSL Fillies and Mares Maiden Handicap - 1000m

SCTC SUNSHINE COAST TURF CLUB

03 October 2025 - 18:55

Track Rating: Good 4, Weather: Fine, Rail Position: +2m Entire

Section	Overall	800m	600m	400m	200m									
Section Times	1:00.79 [8] (0:13.74)	0:47.05 [1] (0:10.79)	0:36.26 [1] (0:11.29)	0:24.97 [2] (0:11.82)	0:13.15 [6] (0:13.15)									
Average Speed [km/h]	52.4	67.5	64.3	60.8	54.8									
Top Speed [km/h]	68.5	68.6	65.2	62.9	58.9									
Avg. Dist. to Rail [m]	5.4	3.9	1.4	3.3	4.3									
Avg. Stride Freq. [Hz]	2.5	2.6	2.5	2.4	2.3									
Avg. Stride Length [m]	5.9	7.3	7.0	7.0	6.6									



[] Ranking at each section and finish
- - - - - No data available at this section
NA No data available



Sunshine Coast Professional
Race 4: CALOUNDRA RSL SUB BRANCH Class 1 Plate - 1600m
03 October 2025 - 19:25



Track Rating: Good 4, Weather: Fine, Rail Position: +2m Entire

Section						Overall	1400m	1200m	1000m	800m	600m	400m	Last 600m		
Field Times						1:39.71 (0:14.18)	1:25.53 (0:12.11)	1:13.42 (0:12.65)	1:00.77 (0:13.01)	0:47.76 (0:12.70)	0:35.06 (0:11.69)	0:23.37 (0:11.32)	0:35.06		
Rank	TAB	Horse/Jockey	Barrier	Top Speed [km/h]	Fastest Section									Distance Travelled [m]	
1	9	CONTINGENCY	4	64.6	0:11.27	1:39.71 [1]	1:25.46 [2]	1:13.24 [2]	1:00.55 [2]	0:47.59 [2]	0:34.97 [2]	0:23.32 [2]	0:34.97		
		Dylan Turner		400m	400m	(0:14.25)	(0:12.22)	(0:12.69)	(0:12.96)	(0:12.62)	(0:11.65)	(0:11.27)			
2	4	COOL RUNNING	2	65.6	0:11.17	1:39.73 [2]	1:25.33 [3]	1:13.02 [4]	1:00.31 [4]	0:47.32 [4]	0:34.73 [4]	0:23.06 [4]	0:34.73 -1		
		Jace McMurray		400m	400m	(0:14.40)	(0:12.31)	(0:12.71)	(0:12.99)	(0:12.59)	(0:11.67)	(0:11.17)			
3	3	CHEERS	8	66.4	0:11.04	1:39.91 [3]	1:24.70 [8]	1:12.34 [8]	0:59.73 [8]	0:46.80 [8]	0:34.25 [8]	0:22.69 [8]	0:34.25 -5		
		Olivia Webb		400m	400m	(0:15.21)	(0:12.36)	(0:12.61)	(0:12.93)	(0:12.55)	(0:11.56)	(0:11.04)			
4	7	SHEDRIVESABENTLEY	7	64.4	0:11.32	1:39.95 [4]	1:25.02 [7]	1:12.85 [6]	1:00.13 [6]	0:47.18 [6]	0:34.64 [6]	0:23.07 [6]	0:34.64 -6		
		Chelsea Baker		400m	400m	(0:14.93)	(0:12.17)	(0:12.72)	(0:12.95)	(0:12.54)	(0:11.57)	(0:11.32)			
5	2	CASTERLY ROCK	3	64.5	0:11.39	1:40.01 [5]	1:25.83 [1]	1:13.72 [1]	1:01.07 [1]	0:48.06 [1]	0:35.36 [1]	0:23.67 [1]	0:35.36 -3		
		Damien Thornton		Overall	400m	(0:14.18)	(0:12.11)	(0:12.65)	(0:13.01)	(0:12.70)	(0:11.69)	(0:11.39)			
6	6	MAD ANA	6	65.2	0:11.13	1:40.02 [6]	1:25.17 [6]	1:12.77 [7]	1:00.00 [7]	0:47.01 [7]	0:34.44 [7]	0:22.86 [7]	0:34.44 -1		
		Brandon Lerena		400m	400m	(0:14.85)	(0:12.40)	(0:12.77)	(0:12.99)	(0:12.57)	(0:11.58)	(0:11.13)			
7	1	BUSKER	1	64.6	0:11.36	1:40.05 [7]	1:25.61 [4]	1:13.39 [3]	1:00.72 [3]	0:47.75 [3]	0:35.08 [3]	0:23.41 [3]	0:35.08 -5		
		Daniel Moor		400m	400m	(0:14.44)	(0:12.22)	(0:12.67)	(0:12.97)	(0:12.67)	(0:11.67)	(0:11.36)			
8	8	SOMETHING FORJO	5	65.1	0:11.26	1:40.08 [8]	1:25.55 [5]	1:13.11 [5]	1:00.35 [5]	0:47.39 [5]	0:34.88 [5]	0:23.23 [5]	0:34.88 +0		
		Cejay Graham		400m	400m	(0:14.53)	(0:12.44)	(0:12.76)	(0:12.96)	(0:12.51)	(0:11.65)	(0:11.26)			

Scratched: Green Meadows (#5)



Sunshine Coast Professional
Race 4: CALOUNDRA RSL SUB BRANCH Class 1 Plate - 1600m
03 October 2025 - 19:25



Track Rating: Good 4, Weather: Fine, Rail Position: +2m Entire

Section		Field Times		200m		Last 600m			
				0:12.05 (0:12.05)		0:35.06			
Rank	TAB	Horse/Jockey	Barrier	Top Speed [km/h]	Fastest Section	Margin			Distance Travelled [m]
1	9	CONTINGENCY	4	64.6	0:11.27	0:12.05 [1]	1:39.71	0:34.97	
		Dylan Turner		400m	400m	(0:12.05)			
2	4	COOL RUNNING	2	65.6	0:11.17	0:11.89 [3]	0.13L	0:34.73	-1
		Jace McMurray		400m	400m	(0:11.89)			
3	3	CHEERS	8	66.4	0:11.04	0:11.65 [7]	1.13L	0:34.25	-5
		Olivia Webb		400m	400m	(0:11.65)			
4	7	SHEDRIVESABENTLEY	7	64.4	0:11.32	0:11.75 [6]	1.42L	0:34.64	-6
		Chelsea Baker		400m	400m	(0:11.75)			
5	2	CASTERLY ROCK	3	64.5	0:11.39	0:12.28 [2]	1.78L	0:35.36	-3
		Damien Thornton		Overall	400m	(0:12.28)			
6	6	MAD ANA	6	65.2	0:11.13	0:11.73 [8]	1.78L	0:34.44	-1
		Brandon Lerena		400m	400m	(0:11.73)			
7	1	BUSKER	1	64.6	0:11.36	0:12.05 [4]	2L	0:35.08	-5
		Daniel Moor		400m	400m	(0:12.05)			
8	8	SOMETHING FORJO	5	65.1	0:11.26	0:11.97 [5]	2.13L	0:34.88	+0
		Cejay Graham		400m	400m	(0:11.97)			

Scratched: Green Meadows (#5)



Horse/Jockey Name	Contingency
Final Rank	1
Fastest Section Time (Section)	0:11.27 (400m)
Top Speed [km/h] (Section)	64.6 (400m)
Race State	Finished



Sunshine CoastProfessional

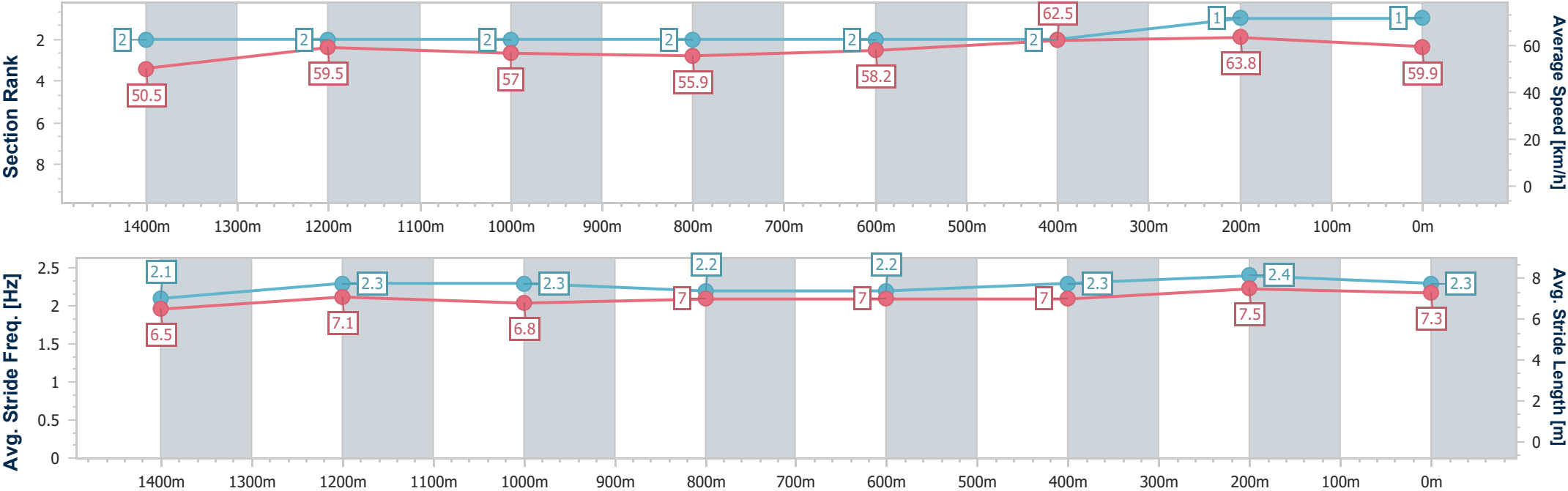
Race 4: CALOUNDRA RSL SUB BRANCH Class 1 Plate - 1600m

SCTCSUNSHINE COAST TURF CLUB

03 October 2025 - 19:25

Track Rating: Good 4, Weather: Fine, Rail Position: +2m Entire

Section	Overall	1400m	1200m	1000m	800m	600m	400m	200m					
Section Times	1:39.71 [1] (0:14.25)	1:25.46 [2] (0:12.22)	1:13.24 [2] (0:12.69)	1:00.55 [2] (0:12.96)	0:47.59 [2] (0:12.62)	0:34.97 [2] (0:11.65)	0:23.32 [2] (0:11.27)	0:12.05 [1] (0:12.05)					
Average Speed [km/h]	50.5	59.5	57.0	55.9	58.2	62.5	63.8	59.9					
Top Speed [km/h]	62.5	62.2	58.0	56.5	60.3	64.3	64.6	62.4					
Avg. Dist. to Rail [m]	7.2	4.2	3.7	3.6	2.9	2.2	5.8	8.6					
Avg. Stride Freq. [Hz]	2.1	2.3	2.3	2.2	2.2	2.3	2.4	2.3					
Avg. Stride Length [m]	6.5	7.1	6.8	7.0	7.0	7.0	7.5	7.3					

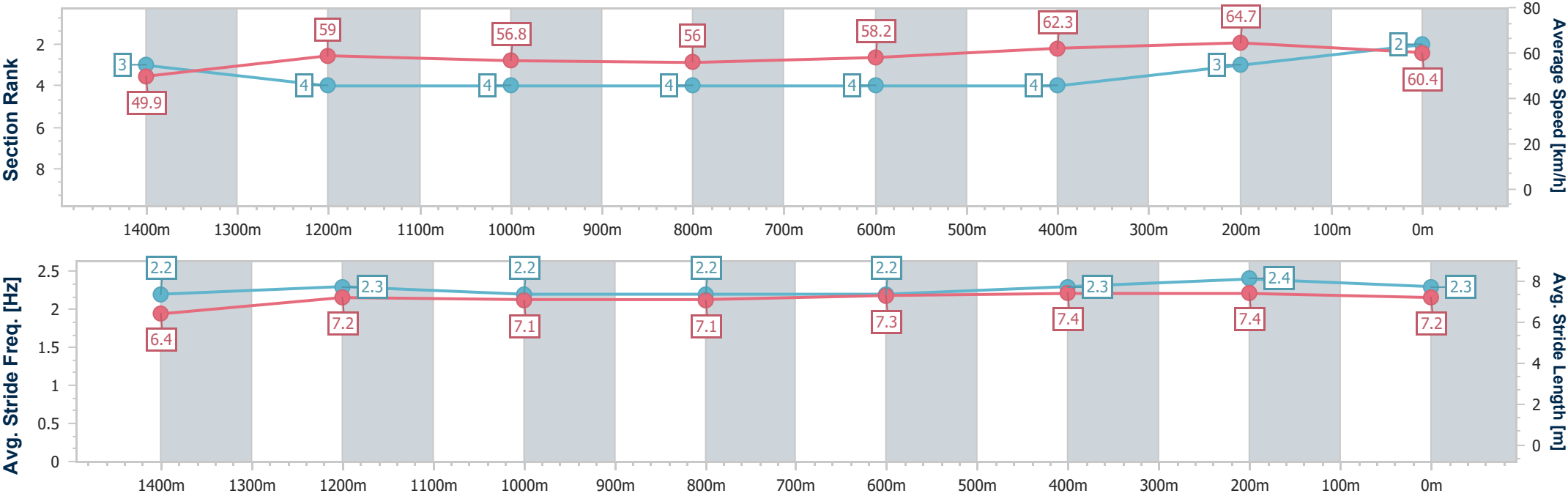




Horse/Jockey Name	Cool Running
Final Rank	2
Fastest Section Time (Section)	0:11.17 (400m)
Top Speed [km/h] (Section)	65.6 (400m)
Race State	Finished



Section	Overall	1400m	1200m	1000m	800m	600m	400m	200m					
Section Times	1:39.73 [2] (0:14.40)	1:25.33 [3] (0:12.31)	1:13.02 [4] (0:12.71)	1:00.31 [4] (0:12.99)	0:47.32 [4] (0:12.59)	0:34.73 [4] (0:11.67)	0:23.06 [4] (0:11.17)	0:11.89 [3] (0:11.89)					
Average Speed [km/h]	49.9	59.0	56.8	56.0	58.2	62.3	64.7	60.4					
Top Speed [km/h]	61.3	61.3	58.2	56.4	60.3	64.6	65.6	62.7					
Avg. Dist. to Rail [m]	5.4	3.6	3.6	3.5	2.7	2.0	5.9	6.6					
Avg. Stride Freq. [Hz]	2.2	2.3	2.2	2.2	2.2	2.3	2.4	2.3					
Avg. Stride Length [m]	6.4	7.2	7.1	7.1	7.3	7.4	7.4	7.2					

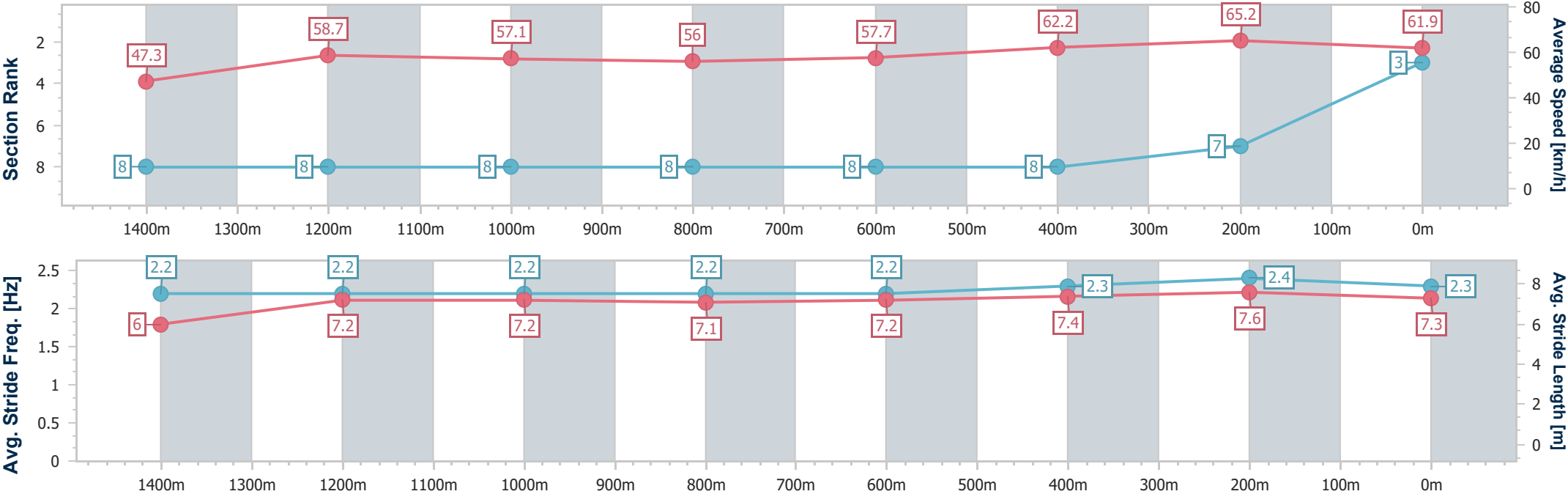




Horse/Jockey Name	Cheers
Final Rank	3
Fastest Section Time (Section)	0:11.04 (400m)
Top Speed [km/h] (Section)	66.4 (400m)
Race State	Finished



Section	Overall	1400m	1200m	1000m	800m	600m	400m	200m					
Section Times	1:39.91 [3] (0:15.21)	1:24.70 [8] (0:12.36)	1:12.34 [8] (0:12.61)	0:59.73 [8] (0:12.93)	0:46.80 [8] (0:12.55)	0:34.25 [8] (0:11.56)	0:22.69 [8] (0:11.04)	0:11.65 [7] (0:11.65)					
Average Speed [km/h]	47.3	58.7	57.1	56.0	57.7	62.2	65.2	61.9					
Top Speed [km/h]	61.9	61.9	57.9	57.3	60.9	63.9	66.4	64.7					
Avg. Dist. to Rail [m]	9.2	2.8	2.3	2.3	1.2	0.3	0.5	1.3					
Avg. Stride Freq. [Hz]	2.2	2.2	2.2	2.2	2.2	2.3	2.4	2.3					
Avg. Stride Length [m]	6.0	7.2	7.2	7.1	7.2	7.4	7.6	7.3					

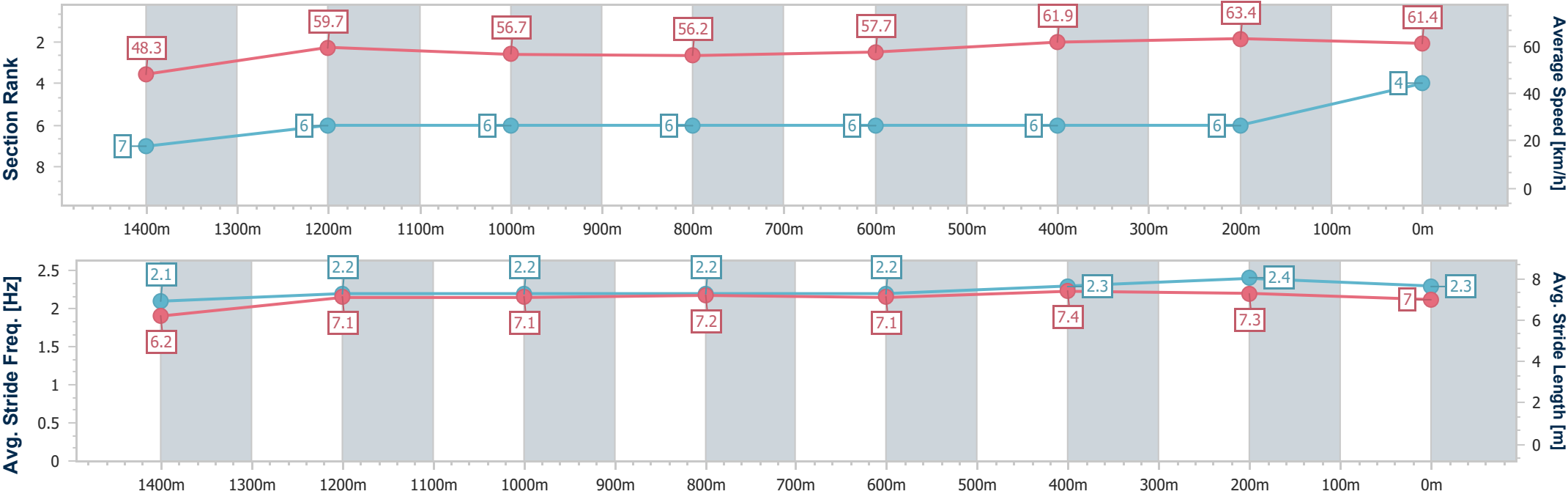




Horse/Jockey Name	Shedrivesabentley
Final Rank	4
Fastest Section Time (Section)	0:11.32 (400m)
Top Speed [km/h] (Section)	64.4 (400m)
Race State	Finished



Section	Overall	1400m	1200m	1000m	800m	600m	400m	200m					
Section Times	1:39.95 [4] (0:14.93)	1:25.02 [7] (0:12.17)	1:12.85 [6] (0:12.72)	1:00.13 [6] (0:12.95)	0:47.18 [6] (0:12.54)	0:34.64 [6] (0:11.57)	0:23.07 [6] (0:11.32)	0:11.75 [6] (0:11.75)					
Average Speed [km/h]	48.3	59.7	56.7	56.2	57.7	61.9	63.4	61.4					
Top Speed [km/h]	62.1	62.1	58.2	56.7	60.2	62.9	64.4	63.3					
Avg. Dist. to Rail [m]	7.6	2.9	3.2	3.4	1.4	1.2	2.1	3.5					
Avg. Stride Freq. [Hz]	2.1	2.2	2.2	2.2	2.2	2.3	2.4	2.3					
Avg. Stride Length [m]	6.2	7.1	7.1	7.2	7.1	7.4	7.3	7.0					



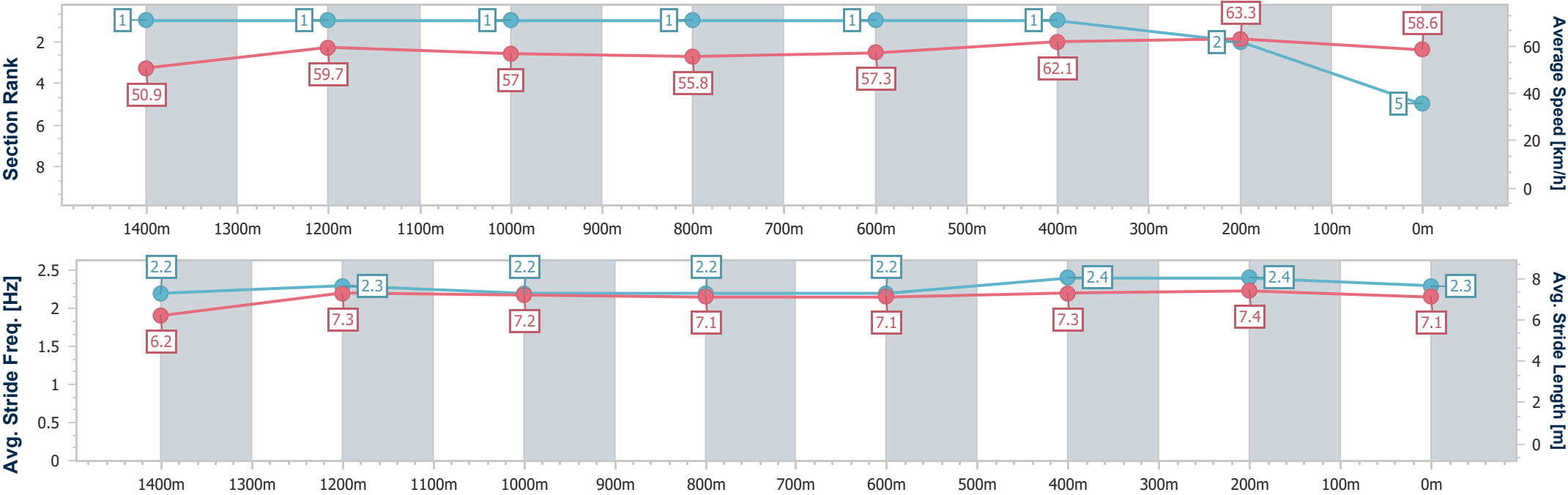


Horse/Jockey Name	Casterly Rock
Final Rank	5
Fastest Section Time (Section)	0:11.39 (400m)
Top Speed [km/h] (Section)	64.5 (Overall)
Race State	Finished



Sunshine CoastProfessional
Race 4: CALOUNDRA RSL SUB BRANCH Class 1 Plate - 1600m SCTC SUNSHINE COAST TURF CLUB
03 October 2025 - 19:25
Track Rating: Good 4, Weather: Fine, Rail Position: +2m Entire

Section	Overall	1400m	1200m	1000m	800m	600m	400m	200m					
Section Times	1:40.01 [5] (0:14.18)	1:25.83 [1] (0:12.11)	1:13.72 [1] (0:12.65)	1:01.07 [1] (0:13.01)	0:48.06 [1] (0:12.70)	0:35.36 [1] (0:11.69)	0:23.67 [1] (0:11.39)	0:12.28 [2] (0:12.28)					
Average Speed [km/h]	50.9	59.7	57.0	55.8	57.3	62.1	63.3	58.6					
Top Speed [km/h]	64.5	62.5	57.9	56.1	60.0	64.0	64.1	61.6					
Avg. Dist. to Rail [m]	6.3	3.2	2.8	2.7	1.9	1.2	4.5	6.1					
Avg. Stride Freq. [Hz]	2.2	2.3	2.2	2.2	2.2	2.4	2.4	2.3					
Avg. Stride Length [m]	6.2	7.3	7.2	7.1	7.1	7.3	7.4	7.1					



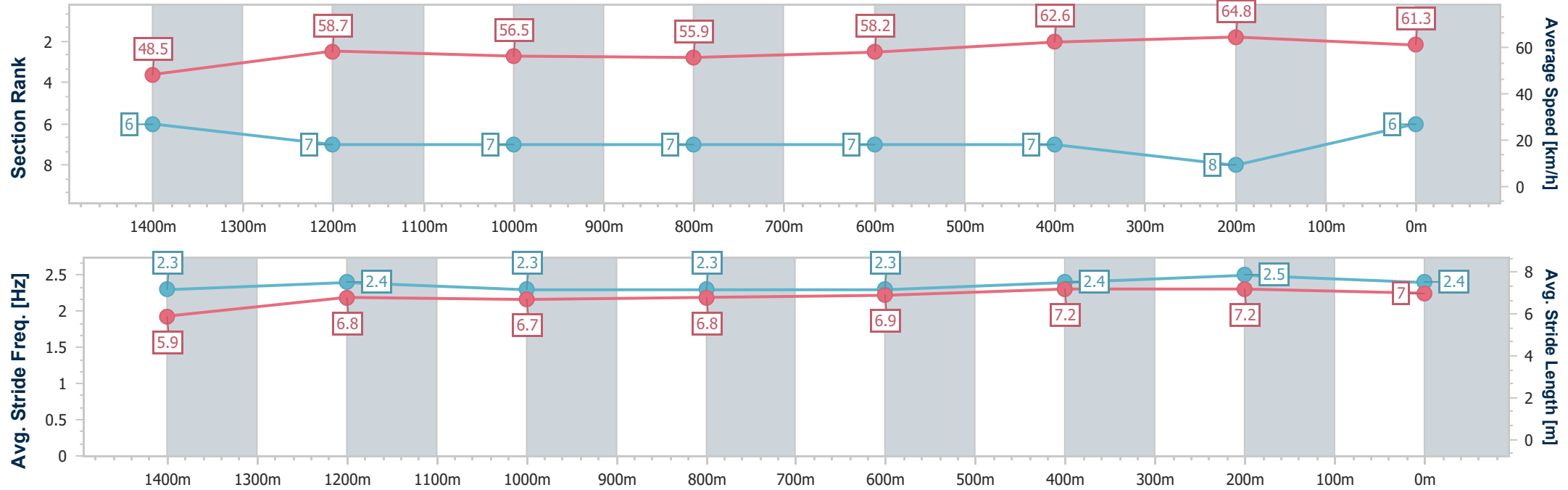
[] Ranking at each section and finish
-.-.- No data available at this section
NA No data available



Horse/Jockey Name	Mad Ana
Final Rank	6
Fastest Section Time (Section)	0:11.13 (400m)
Top Speed [km/h] (Section)	65.2 (400m)
Race State	Finished



Section	Overall	1400m	1200m	1000m	800m	600m	400m	200m					
Section Times	1:40.02 [6] (0:14.85)	1:25.17 [6] (0:12.40)	1:12.77 [7] (0:12.77)	1:00.00 [7] (0:12.99)	0:47.01 [7] (0:12.57)	0:34.44 [7] (0:11.58)	0:22.86 [7] (0:11.13)	0:11.73 [8] (0:11.73)					
Average Speed [km/h]	48.5	58.7	56.5	55.9	58.2	62.6	64.8	61.3					
Top Speed [km/h]	61.5	60.9	57.7	56.8	60.1	64.6	65.2	64.2					
Avg. Dist. to Rail [m]	7.7	3.9	3.5	3.3	2.5	1.9	3.2	2.7					
Avg. Stride Freq. [Hz]	2.3	2.4	2.3	2.3	2.3	2.4	2.5	2.4					
Avg. Stride Length [m]	5.9	6.8	6.7	6.8	6.9	7.2	7.2	7.0					





Horse/Jockey Name	Busker
Final Rank	7
Fastest Section Time (Section)	0:11.36 (400m)
Top Speed [km/h] (Section)	64.6 (400m)
Race State	Finished



Sunshine CoastProfessional

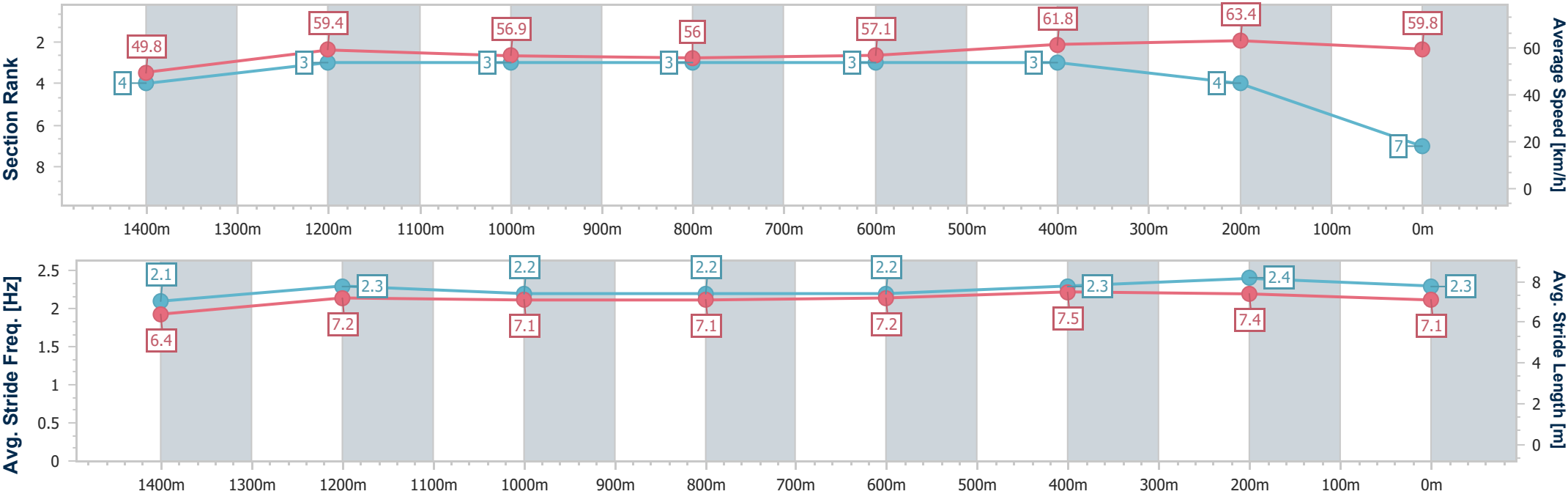
Race 4: CALOUNDRA RSL SUB BRANCH Class 1 Plate - 1600m

SCTCSUNSHINE COAST TURF CLUB

03 October 2025 - 19:25

Track Rating: Good 4, Weather: Fine, Rail Position: +2m Entire

Section	Overall	1400m	1200m	1000m	800m	600m	400m	200m					
Section Times	1:40.05 [7] (0:14.44)	1:25.61 [4] (0:12.22)	1:13.39 [3] (0:12.67)	1:00.72 [3] (0:12.97)	0:47.75 [3] (0:12.67)	0:35.08 [3] (0:11.67)	0:23.41 [3] (0:11.36)	0:12.05 [4] (0:12.05)					
Average Speed [km/h]	49.8	59.4	56.9	56.0	57.1	61.8	63.4	59.8					
Top Speed [km/h]	62.5	61.6	59.1	56.7	59.8	63.0	64.6	62.3					
Avg. Dist. to Rail [m]	4.0	2.5	2.3	2.4	1.3	0.4	3.1	4.3					
Avg. Stride Freq. [Hz]	2.1	2.3	2.2	2.2	2.2	2.3	2.4	2.3					
Avg. Stride Length [m]	6.4	7.2	7.1	7.1	7.2	7.5	7.4	7.1					

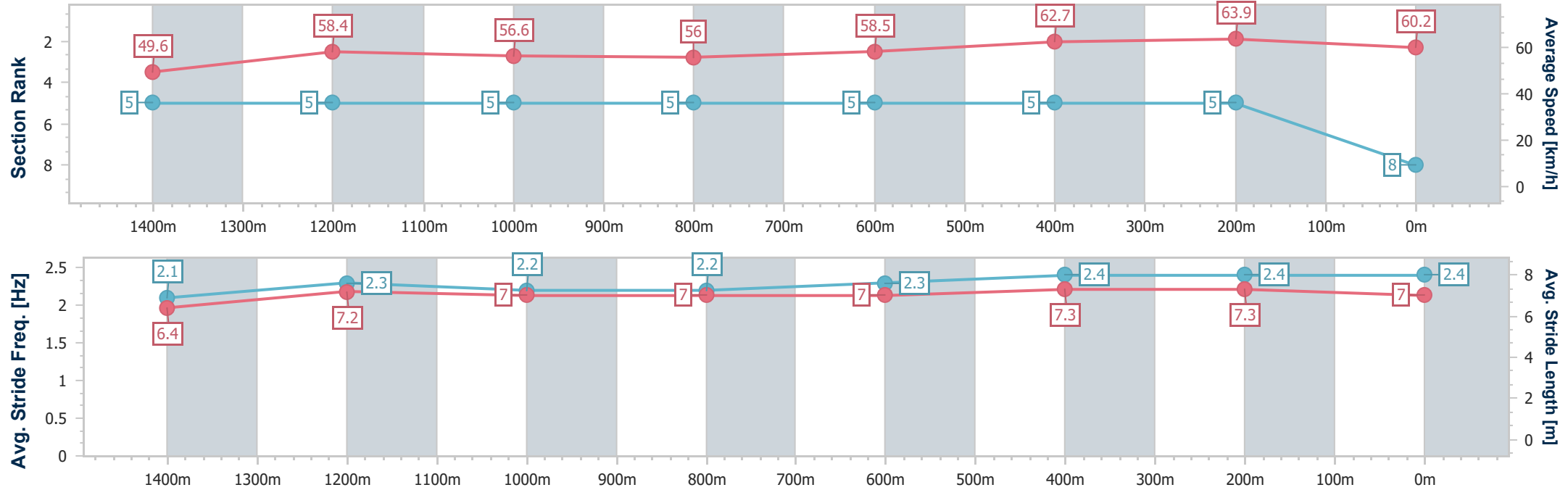




Horse/Jockey Name	Something Forjo
Final Rank	8
Fastest Section Time (Section)	0:11.26 (400m)
Top Speed [km/h] (Section)	65.1 (400m)
Race State	Finished



Section	Overall	1400m	1200m	1000m	800m	600m	400m	200m					
Section Times	1:40.08 [8] (0:14.53)	1:25.55 [5] (0:12.44)	1:13.11 [5] (0:12.76)	1:00.35 [5] (0:12.96)	0:47.39 [5] (0:12.51)	0:34.88 [5] (0:11.65)	0:23.23 [5] (0:11.26)	0:11.97 [5] (0:11.97)					
Average Speed [km/h]	49.6	58.4	56.6	56.0	58.5	62.7	63.9	60.2					
Top Speed [km/h]	62.0	60.4	57.6	56.7	61.2	63.6	65.1	62.7					
Avg. Dist. to Rail [m]	7.5	4.1	3.6	3.4	2.3	2.4	6.2	8.9					
Avg. Stride Freq. [Hz]	2.1	2.3	2.2	2.2	2.3	2.4	2.4	2.4					
Avg. Stride Length [m]	6.4	7.2	7.0	7.0	7.0	7.3	7.3	7.0					





Sunshine Coast Professional
Race 5: TOTAL VETERANS HEALTH CARE Class 3 Handicap - 1000m
03 October 2025 - 19:55



Track Rating: Good 4, Weather: Fine, Rail Position: +2m Entire

Section						Overall	800m	600m	400m	200m	Last 600m			
Field Times						0:58.02 (0:13.54)	0:44.48 (0:10.68)	0:33.80 (0:11.07)	0:22.73 (0:11.00)	0:11.73 (0:11.73)	0:33.80			
Rank	TAB	Horse/Jockey	Barrier	Top Speed [km/h]	Fastest Section							Margin		
													Distance Travelled [m]	
1	5	ENCUBIERTO	8	68.6	0:10.83	0:58.02 [1]	0:44.16 [7]	0:33.29 [8]	0:22.30 [7]	0:11.47 [3]	0:58.02	0:33.29		
		Cejay Graham		Overall	400m	(0:13.86)	(0:10.87)	(0:10.99)	(0:10.83)	(0:11.47)				
2	1	SHAKO	9	69.2	0:10.78	0:58.08 [2]	0:44.52 [3]	0:33.74 [4]	0:22.71 [2]	0:11.79 [1]	0.36L	0:33.74	+2	
		Leah Martyn		800m	800m	(0:13.56)	(0:10.78)	(0:11.03)	(0:10.92)	(0:11.79)				
3	7	THE SUN DANCE	6	68.6	0:10.71	0:58.11 [3]	0:44.17 [9]	0:33.46 [7]	0:22.46 [5]	0:11.55 [4]	0.53L	0:33.46	-3	
		Robbie Dolan		800m	800m	(0:13.94)	(0:10.71)	(0:11.00)	(0:10.91)	(0:11.55)				
4	3	STANISLAUS	7	69.8	0:10.67	0:58.39 [4]	0:44.84 [2]	0:34.17 [1]	0:23.10 [1]	0:12.08 [2]	2.17L	0:34.17	-2	
		Daniel Moor		Overall	800m	(0:13.55)	(0:10.67)	(0:11.07)	(0:11.02)	(0:12.08)				
5	6	DEFERENTIAL	2	67.1	0:10.89	0:58.54 [5]	0:44.60 [8]	0:33.71 [9]	0:22.77 [9]	0:11.68 [8]	3.06L	0:33.71	-2	
		Jake Bayliss		Overall	800m	(0:13.94)	(0:10.89)	(0:10.94)	(0:11.09)	(0:11.68)				
6	10	RUBYDOO	1	68.1	0:10.78	0:58.67 [6]	0:44.91 [6]	0:34.13 [5]	0:22.92 [8]	0:11.85 [7]	3.84L	0:34.13	-1	
		Micheal Hellyer		800m	800m	(0:13.76)	(0:10.78)	(0:11.21)	(0:11.07)	(0:11.85)				
7	9	A TOUCH FROM FAYT	5	68.9	0:10.88	0:58.93 [7]	0:45.27 [4]	0:34.39 [6]	0:23.27 [6]	0:12.17 [5]	5.38L	0:34.39	+2	
		Tiffani Brooker		Overall	800m	(0:13.66)	(0:10.88)	(0:11.12)	(0:11.10)	(0:12.17)				
8	8	CHIKARA	3	68.5	0:10.67	0:59.76 [8]	0:46.10 [5]	0:35.43 [3]	0:24.32 [3]	0:12.95 [6]	10.21L	0:35.43	-3	
		Karl Zechner		800m	800m	(0:13.66)	(0:10.67)	(0:11.11)	(0:11.37)	(0:12.95)				
9	4	TORQUE I TEE	4	68.9	0:10.70	1:00.09 [9]	0:46.55 [1]	0:35.85 [2]	0:24.58 [4]	0:13.17 [9]	12.16L	0:35.85	+0	
		Kyle Wilson-Taylor		800m	800m	(0:13.54)	(0:10.70)	(0:11.27)	(0:11.41)	(0:13.17)				

Scratched: Show Me Mercy (#2)



Horse/Jockey Name	Encubierto
Final Rank	1
Fastest Section Time (Section)	0:10.83 (400m)
Top Speed [km/h] (Section)	68.6 (Overall)
Race State	Finished



Sunshine CoastProfessional

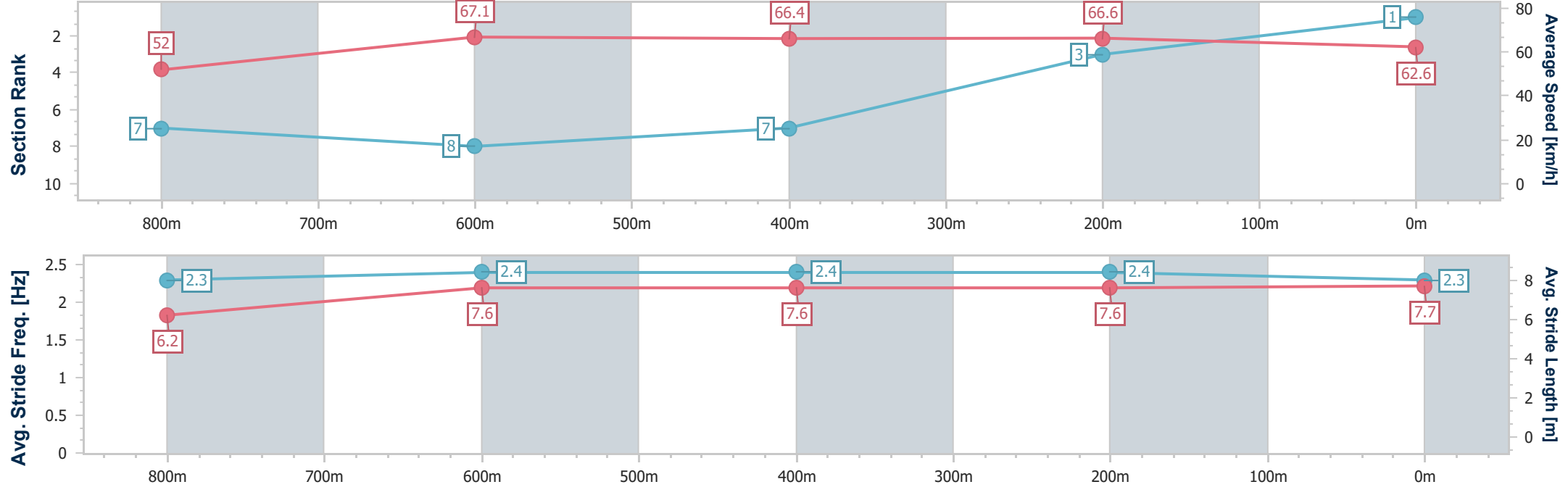
Race 5: TOTAL VETERANS HEALTH CARE Class 3 Handicap - 1000m

SCTC SUNSHINE COAST TURF CLUB

03 October 2025 - 19:55

Track Rating: Good 4, Weather: Fine, Rail Position: +2m Entire

Section	Overall	800m	600m	400m	200m														
Section Times	0:58.02 [1] (0:13.86)	0:44.16 [7] (0:10.87)	0:33.29 [8] (0:10.99)	0:22.30 [7] (0:10.83)	0:11.47 [3] (0:11.47)														
Average Speed [km/h]	52.0	67.1	66.4	66.6	62.6														
Top Speed [km/h]	68.6	68.6	66.9	67.0	65.4														
Avg. Dist. to Rail [m]	8.6	4.0	2.1	6.5	10.3														
Avg. Stride Freq. [Hz]	2.3	2.4	2.4	2.4	2.3														
Avg. Stride Length [m]	6.2	7.6	7.6	7.6	7.7														





Horse/Jockey Name	Shako
Final Rank	2
Fastest Section Time (Section)	0:10.78 (800m)
Top Speed [km/h] (Section)	69.2 (800m)
Race State	Finished



Sunshine CoastProfessional

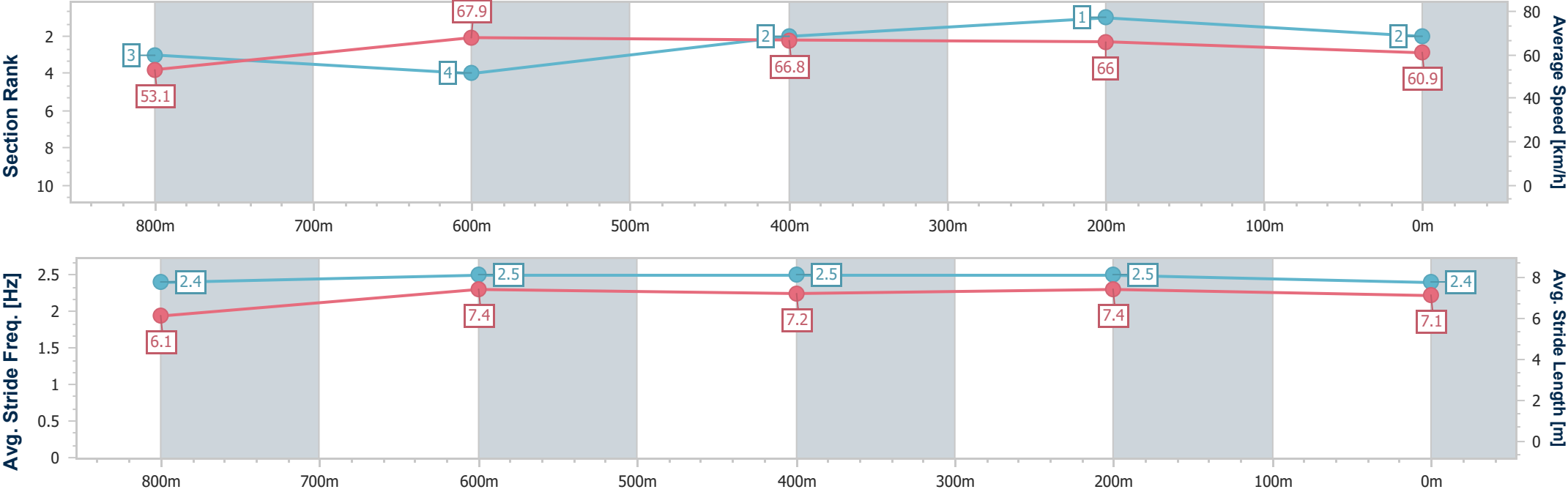
Race 5: TOTAL VETERANS HEALTH CARE Class 3 Handicap - 1000m

03 October 2025 - 19:55

Track Rating: Good 4, Weather: Fine, Rail Position: +2m Entire

SCTCSUNSHINE COAST TURF CLUB

Section	Overall	800m	600m	400m	200m									
Section Times	0:58.08 [2] (0:13.56)	0:44.52 [3] (0:10.78)	0:33.74 [4] (0:11.03)	0:22.71 [2] (0:10.92)	0:11.79 [1] (0:11.79)									
Average Speed [km/h]	53.1	67.9	66.8	66.0	60.9									
Top Speed [km/h]	68.3	69.2	68.9	67.6	63.7									
Avg. Dist. to Rail [m]	9.6	4.9	3.8	6.4	8.9									
Avg. Stride Freq. [Hz]	2.4	2.5	2.5	2.5	2.4									
Avg. Stride Length [m]	6.1	7.4	7.2	7.4	7.1									



[] Ranking at each section and finish
- - - - - No data available at this section
NA No data available



Horse/Jockey Name	The Sun Dance
Final Rank	3
Fastest Section Time (Section)	0:10.71 (800m)
Top Speed [km/h] (Section)	68.6 (800m)
Race State	Finished



Sunshine CoastProfessional

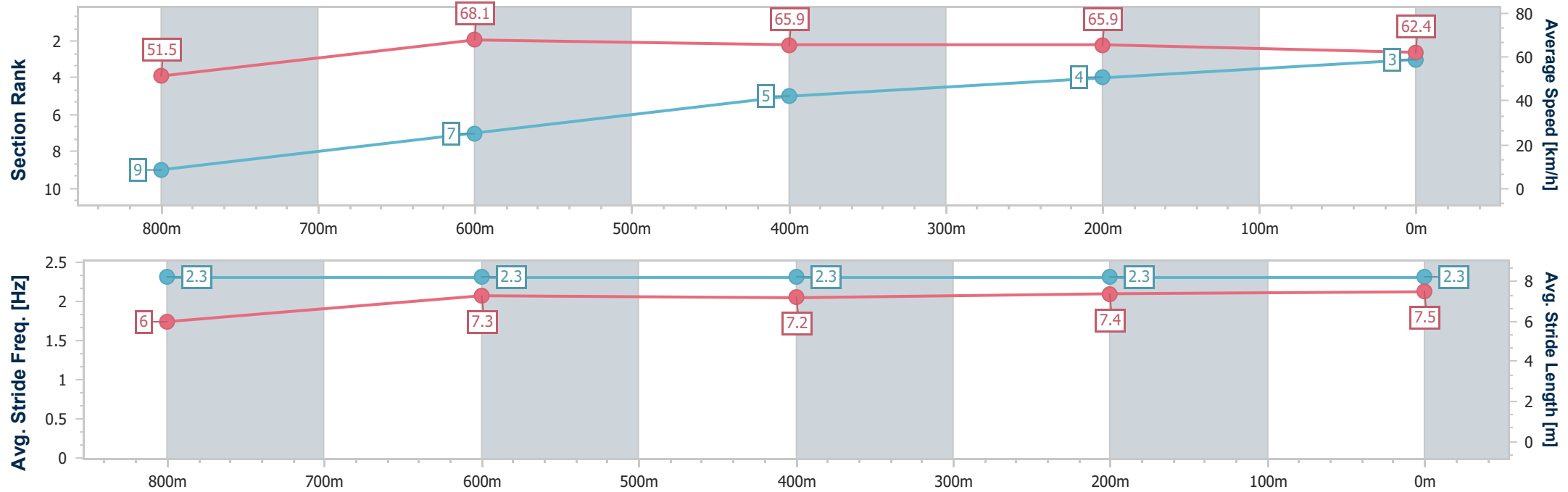
Race 5: TOTAL VETERANS HEALTH CARE Class 3 Handicap - 1000m

03 October 2025 - 19:55

Track Rating: Good 4, Weather: Fine, Rail Position: +2m Entire



Section	Overall	800m	600m	400m	200m														
Section Times	0:58.11 [3] (0:13.94)	0:44.17 [9] (0:10.71)	0:33.46 [7] (0:11.00)	0:22.46 [5] (0:10.91)	0:11.55 [4] (0:11.55)														
Average Speed [km/h]	51.5	68.1	65.9	65.9	62.4														
Top Speed [km/h]	68.4	68.6	67.2	66.9	66.2														
Avg. Dist. to Rail [m]	6.4	2.5	1.2	4.8	6.4														
Avg. Stride Freq. [Hz]	2.3	2.3	2.3	2.3	2.3														
Avg. Stride Length [m]	6.0	7.3	7.2	7.4	7.5														



- [] Ranking at each section and finish
- .-.- No data available at this section
- NA No data available



Horse/Jockey Name	Stanislaus
Final Rank	4
Fastest Section Time (Section)	0:10.67 (800m)
Top Speed [km/h] (Section)	69.8 (Overall)
Race State	Finished



Sunshine CoastProfessional

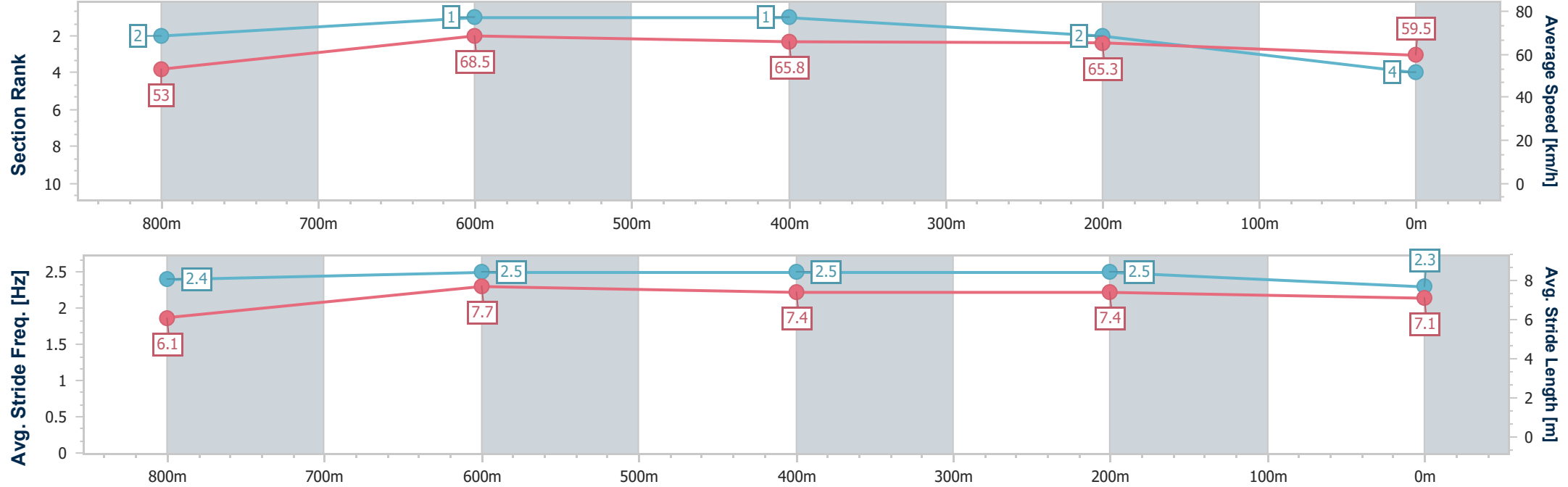
Race 5: TOTAL VETERANS HEALTH CARE Class 3 Handicap - 1000m

SCTCSUNSHINE COAST TURF CLUB

03 October 2025 - 19:55

Track Rating: Good 4, Weather: Fine, Rail Position: +2m Entire

Section	Overall	800m	600m	400m	200m										
Section Times	0:58.39 [4] (0:13.55)	0:44.84 [2] (0:10.67)	0:34.17 [1] (0:11.07)	0:23.10 [1] (0:11.02)	0:12.08 [2] (0:12.08)										
Average Speed [km/h]	53.0	68.5	65.8	65.3	59.5										
Top Speed [km/h]	69.8	69.7	67.4	66.0	62.9										
Avg. Dist. to Rail [m]	7.8	3.5	2.1	5.2	7.4										
Avg. Stride Freq. [Hz]	2.4	2.5	2.5	2.5	2.3										
Avg. Stride Length [m]	6.1	7.7	7.4	7.4	7.1										





Horse/Jockey Name	Deferential
Final Rank	5
Fastest Section Time (Section)	0:10.89 (800m)
Top Speed [km/h] (Section)	67.1 (Overall)
Race State	Finished



Sunshine CoastProfessional

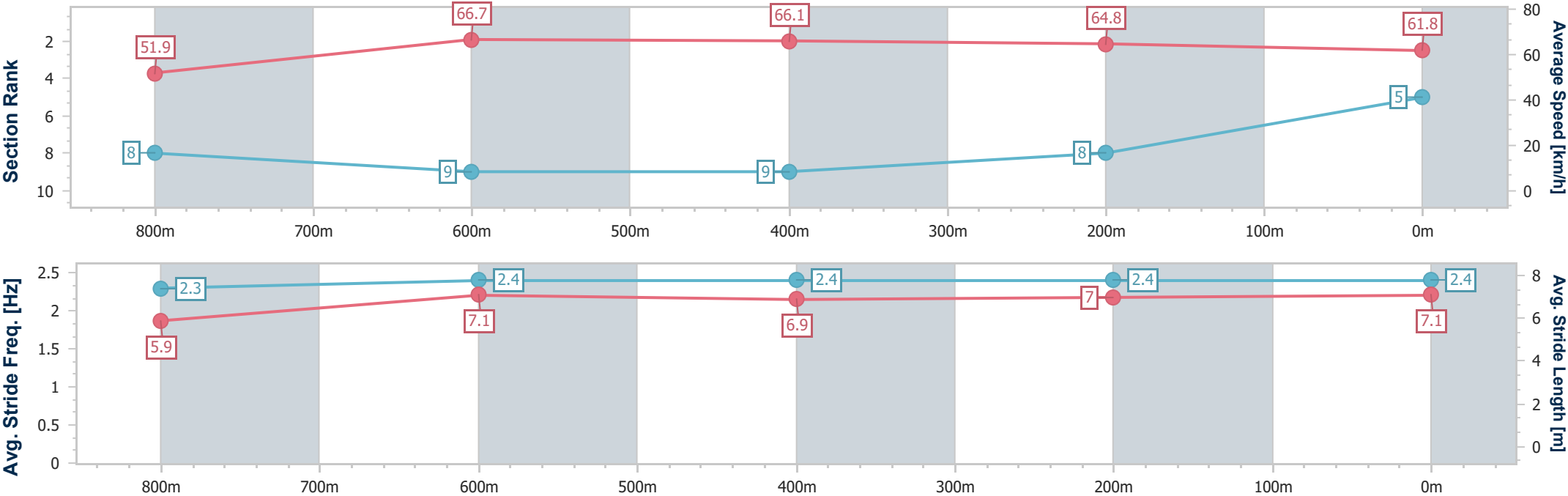
Race 5: TOTAL VETERANS HEALTH CARE Class 3 Handicap - 1000m

SCTC SUNSHINE COAST TURF CLUB

03 October 2025 - 19:55

Track Rating: Good 4, Weather: Fine, Rail Position: +2m Entire

Section	Overall	800m	600m	400m	200m										
Section Times	0:58.54 [5] (0:13.94)	0:44.60 [8] (0:10.89)	0:33.71 [9] (0:10.94)	0:22.77 [9] (0:11.09)	0:11.68 [8] (0:11.68)										
Average Speed [km/h]	51.9	66.7	66.1	64.8	61.8										
Top Speed [km/h]	67.1	67.0	66.4	65.6	64.0										
Avg. Dist. to Rail [m]	3.9	2.5	1.0	3.3	6.2										
Avg. Stride Freq. [Hz]	2.3	2.4	2.4	2.4	2.4										
Avg. Stride Length [m]	5.9	7.1	6.9	7.0	7.1										



- [] Ranking at each section and finish
- .-.- No data available at this section
- NA No data available



Horse/Jockey Name	Rubydoo
Final Rank	6
Fastest Section Time (Section)	0:10.78 (800m)
Top Speed [km/h] (Section)	68.1 (800m)
Race State	Finished



Sunshine CoastProfessional

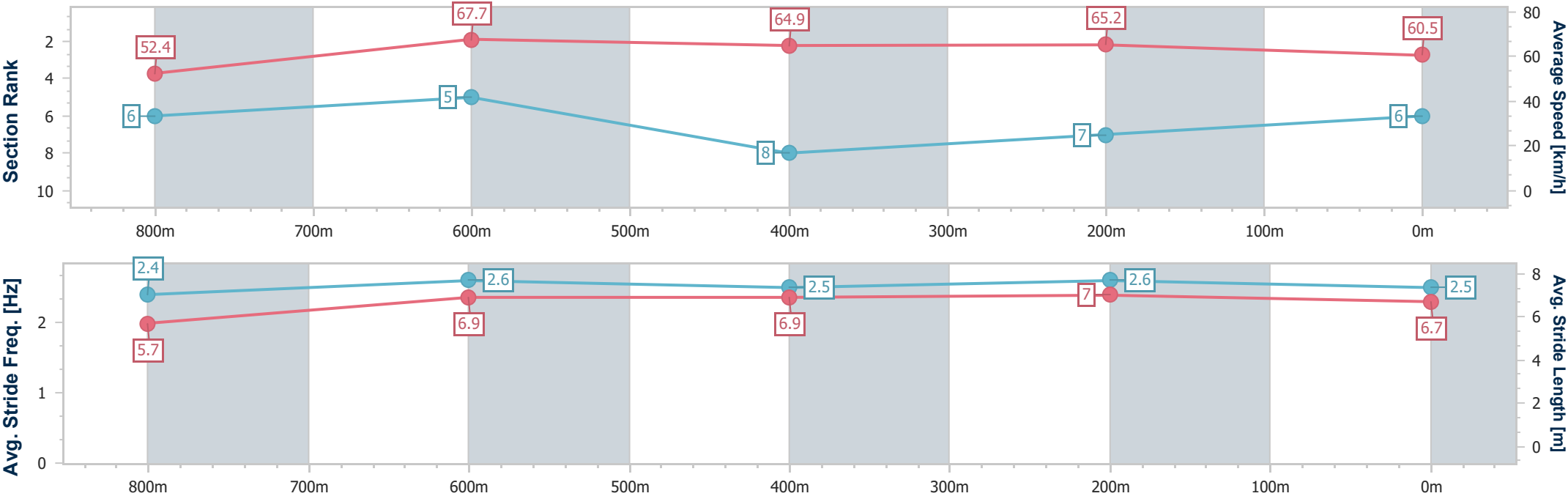
Race 5: TOTAL VETERANS HEALTH CARE Class 3 Handicap - 1000m

03 October 2025 - 19:55

Track Rating: Good 4, Weather: Fine, Rail Position: +2m Entire

SCTCSUNSHINE COAST TURF CLUB

Section	Overall	800m	600m	400m	200m									
Section Times	0:58.67 [6] (0:13.76)	0:44.91 [6] (0:10.78)	0:34.13 [5] (0:11.21)	0:22.92 [8] (0:11.07)	0:11.85 [7] (0:11.85)									
Average Speed [km/h]	52.4	67.7	64.9	65.2	60.5									
Top Speed [km/h]	66.5	68.1	66.3	66.3	63.3									
Avg. Dist. to Rail [m]	3.2	3.3	2.0	1.6	2.9									
Avg. Stride Freq. [Hz]	2.4	2.6	2.5	2.6	2.5									
Avg. Stride Length [m]	5.7	6.9	6.9	7.0	6.7									





Horse/Jockey Name	A Touch From Fayt
Final Rank	7
Fastest Section Time (Section)	0:10.88 (800m)
Top Speed [km/h] (Section)	68.9 (Overall)
Race State	Finished



Sunshine CoastProfessional

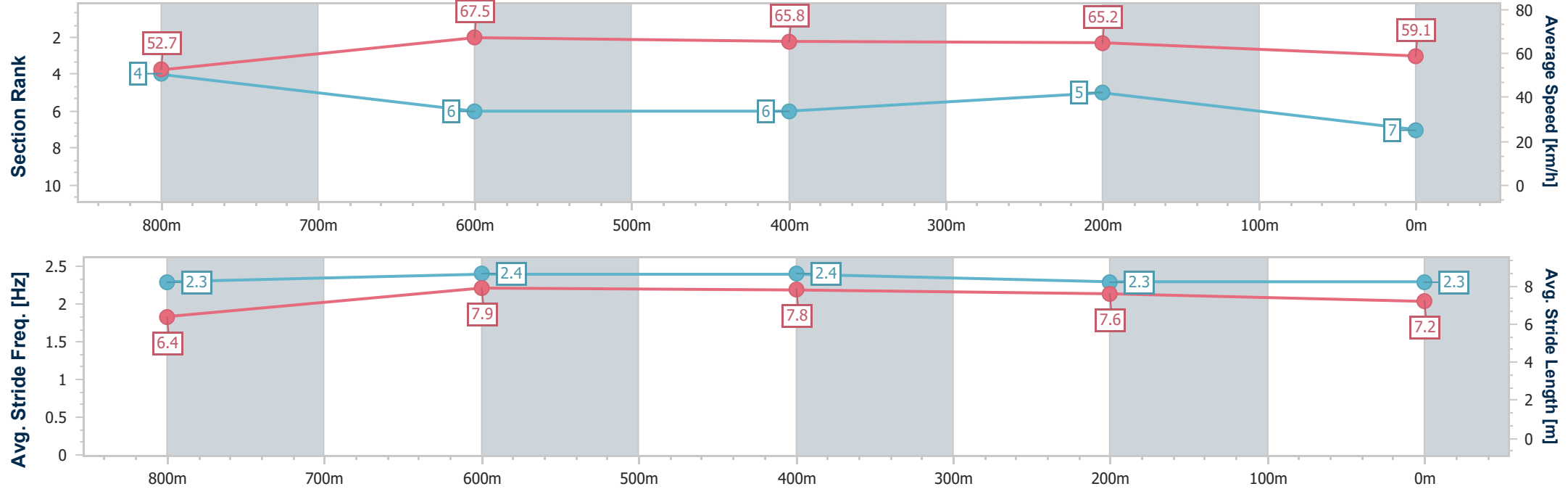
Race 5: TOTAL VETERANS HEALTH CARE Class 3 Handicap - 1000m

03 October 2025 - 19:55

Track Rating: Good 4, Weather: Fine, Rail Position: +2m Entire



Section	Overall	800m	600m	400m	200m															
Section Times	0:58.93 [7] (0:13.66)	0:45.27 [4] (0:10.88)	0:34.39 [6] (0:11.12)	0:23.27 [6] (0:11.10)	0:12.17 [5] (0:12.17)															
Average Speed [km/h]	52.7	67.5	65.8	65.2	59.1															
Top Speed [km/h]	68.9	68.3	68.2	67.7	63.2															
Avg. Dist. to Rail [m]	6.7	4.7	3.1	6.3	9.7															
Avg. Stride Freq. [Hz]	2.3	2.4	2.4	2.3	2.3															
Avg. Stride Length [m]	6.4	7.9	7.8	7.6	7.2															



- [] Ranking at each section and finish
- .-.- No data available at this section
- NA No data available



Horse/Jockey Name	Chikara
Final Rank	8
Fastest Section Time (Section)	0:10.67 (800m)
Top Speed [km/h] (Section)	68.5 (800m)
Race State	Finished



Sunshine CoastProfessional

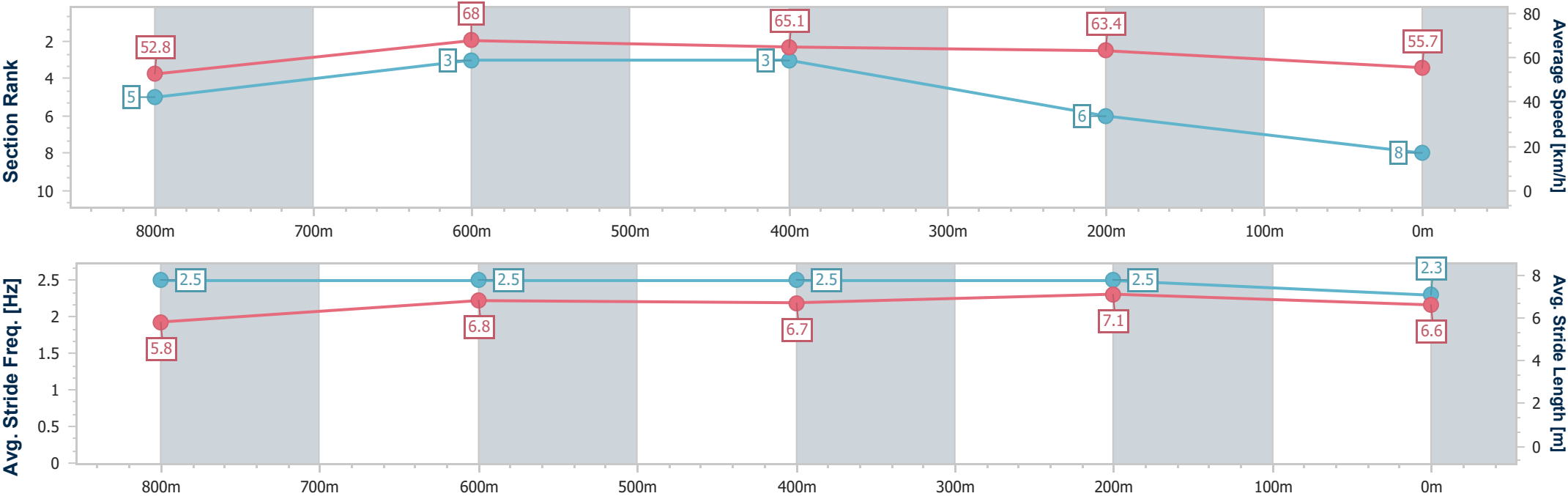
Race 5: TOTAL VETERANS HEALTH CARE Class 3 Handicap - 1000m

03 October 2025 - 19:55

Track Rating: Good 4, Weather: Fine, Rail Position: +2m Entire

SCTCSUNSHINE COAST TURF CLUB

Section	Overall	800m	600m	400m	200m									
Section Times	0:59.76 [8] (0:13.66)	0:46.10 [5] (0:10.67)	0:35.43 [3] (0:11.11)	0:24.32 [3] (0:11.37)	0:12.95 [6] (0:12.95)									
Average Speed [km/h]	52.8	68.0	65.1	63.4	55.7									
Top Speed [km/h]	67.8	68.5	66.7	64.5	60.7									
Avg. Dist. to Rail [m]	4.7	2.0	1.2	2.3	4.4									
Avg. Stride Freq. [Hz]	2.5	2.5	2.5	2.5	2.3									
Avg. Stride Length [m]	5.8	6.8	6.7	7.1	6.6									





Horse/Jockey Name	Torque I Tee
Final Rank	9
Fastest Section Time (Section)	0:10.70 (800m)
Top Speed [km/h] (Section)	68.9 (800m)
Race State	Finished



Sunshine CoastProfessional

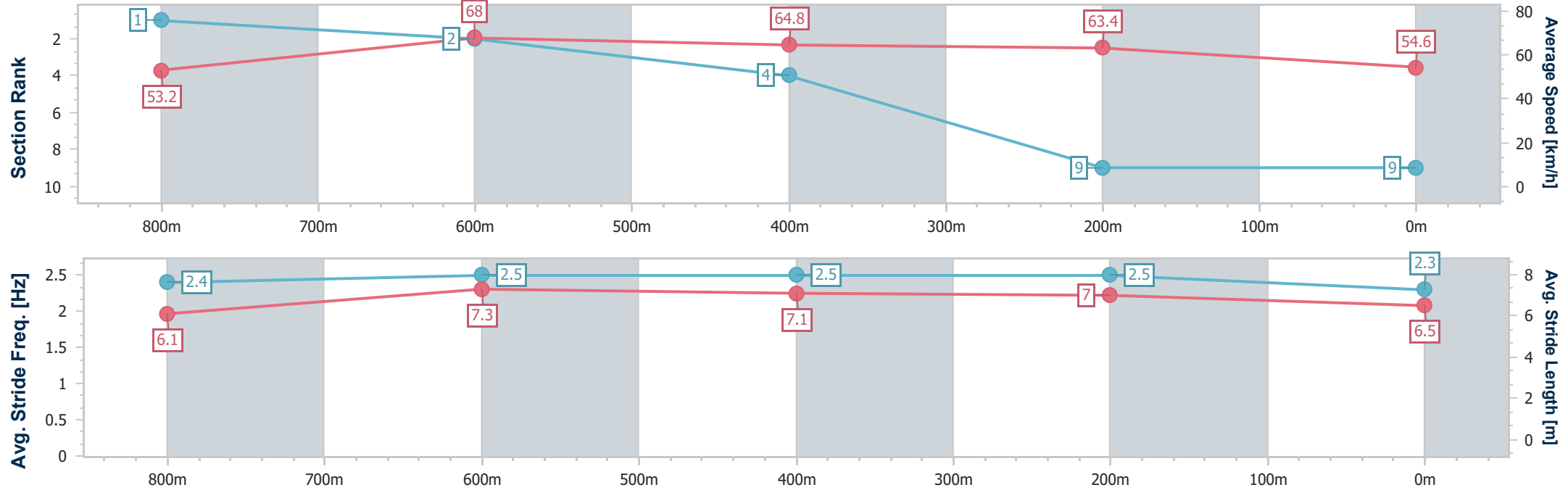
Race 5: TOTAL VETERANS HEALTH CARE Class 3 Handicap - 1000m

SCTC SUNSHINE COAST TURF CLUB

03 October 2025 - 19:55

Track Rating: Good 4, Weather: Fine, Rail Position: +2m Entire

Section	Overall	800m	600m	400m	200m										
Section Times	1:00.09 [9] (0:13.54)	0:46.55 [1] (0:10.70)	0:35.85 [2] (0:11.27)	0:24.58 [4] (0:11.41)	0:13.17 [9] (0:13.17)										
Average Speed [km/h]	53.2	68.0	64.8	63.4	54.6										
Top Speed [km/h]	68.7	68.9	65.9	65.1	59.3										
Avg. Dist. to Rail [m]	5.7	3.5	2.8	4.0	6.0										
Avg. Stride Freq. [Hz]	2.4	2.5	2.5	2.5	2.3										
Avg. Stride Length [m]	6.1	7.3	7.1	7.0	6.5										



- [] Ranking at each section and finish
- .-.- No data available at this section
- NA No data available



Sunshine Coast Professional
Race 6: HOMEFRONT QTIS Three-Year-Old & Four-Year-Old
BENCHMARK 65 Handicap - 1000m
03 October 2025 - 20:25



Track Rating: Good 4, Weather: Fine, Rail Position: +2m Entire

Section						Overall	800m	600m	400m	200m			Last 600m
Field Times						0:58.39 (0:13.44)	0:44.95 (0:10.56)	0:34.39 (0:11.06)	0:23.33 (0:11.31)	0:12.02 (0:12.02)			0:34.39
Rank	TAB	Horse/Jockey	Barrier	Top Speed [km/h]	Fastest Section							Margin	Distance Travelled [m]
1	2	MISHANI EGO	5	67.9	0:10.86	0:58.39 [1]	0:44.91 [2]	0:34.05 [3]	0:23.00 [3]	0:11.94 [2]	0:58.39	0:34.05	
		Olivia Kendal		800m	800m	(0:13.48)	(0:10.86)	(0:11.05)	(0:11.06)	(0:11.94)			
2	3	JOY A PLENTY	3	68.1	0:10.86	0:58.40 [2]	0:44.77 [3]	0:33.91 [4]	0:22.87 [4]	0:11.94 [3]	0.11L	0:33.91	+3
		Karl Zechner		800m	800m	(0:13.63)	(0:10.86)	(0:11.04)	(0:10.93)	(0:11.94)			
3	6	BREEZIN'	4	69.1	0:10.73	0:58.62 [3]	0:44.84 [6]	0:34.11 [5]	0:22.98 [6]	0:11.97 [5]	1.38L	0:34.11	+4
		Cejay Graham		800m	800m	(0:13.78)	(0:10.73)	(0:11.13)	(0:11.01)	(0:11.97)			
4	9	KING OF GERALDINE	2	69.2	0:10.56	0:58.62 [4]	0:45.18 [1]	0:34.62 [1]	0:23.56 [1]	0:12.25 [1]	1.41L	0:34.62	-3
		Olivia Webb		Overall	800m	(0:13.44)	(0:10.56)	(0:11.06)	(0:11.31)	(0:12.25)			
5	5	BOLD ARTIC	1	69.1	0:10.58	0:58.72 [5]	0:44.99 [4]	0:34.41 [2]	0:23.33 [2]	0:12.12 [4]	1.94L	0:34.41	+0
		Leah Martyn		800m	800m	(0:13.73)	(0:10.58)	(0:11.08)	(0:11.21)	(0:12.12)			
6	4	THAT'S INTERESTING	7	67.4	0:10.88	0:59.05 [6]	0:45.30 [5]	0:34.42 [6]	0:23.11 [7]	0:11.87 [7]	3.91L	0:34.42	+1
		Luke Dempsey		800m	800m	(0:13.75)	(0:10.88)	(0:11.31)	(0:11.24)	(0:11.87)			
7	10	MISHANI BREEZE	6	68.4	0:10.71	0:59.16 [7]	0:45.22 [7]	0:34.51 [7]	0:23.60 [5]	0:12.42 [6]	4.56L	0:34.51	-4
		Morgan Butler		800m	800m	(0:13.94)	(0:10.71)	(0:10.91)	(0:11.18)	(0:12.42)			

Scratched: Before Anyone Else (#8), Li'l Rex (#11), Mishani Crown (#1), Manpower (#7)



Horse/Jockey Name	Mishani Ego
Final Rank	1
Fastest Section Time (Section)	0:10.86 (800m)
Top Speed [km/h] (Section)	67.9 (800m)
Race State	Finished



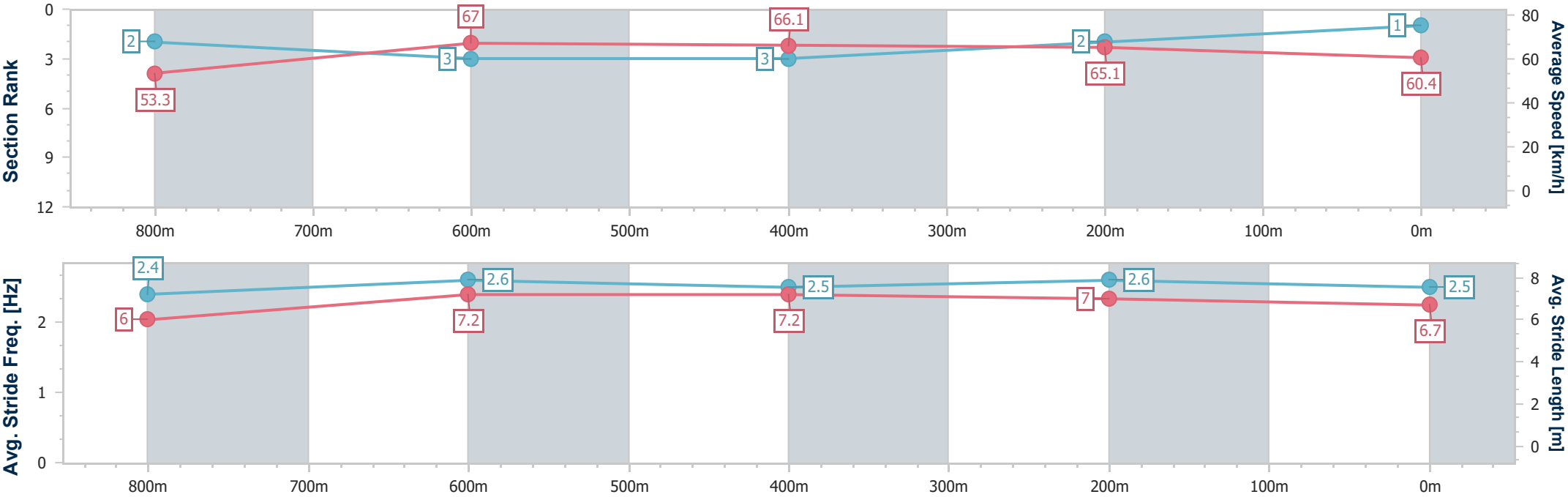
Sunshine CoastProfessional
Race 6: HOMEFRONT QTIS Three-Year-Old & Four-Year-Old
BENCHMARK 65 Handicap - 1000m



03 October 2025 - 20:25

Track Rating: Good 4, Weather: Fine, Rail Position: +2m Entire

Section	Overall	800m	600m	400m	200m														
Section Times	0:58.39 [1] (0:13.48)	0:44.91 [2] (0:10.86)	0:34.05 [3] (0:11.05)	0:23.00 [3] (0:11.06)	0:11.94 [2] (0:11.94)														
Average Speed [km/h]	53.3	67.0	66.1	65.1	60.4														
Top Speed [km/h]	67.7	67.9	67.0	66.6	63.4														
Avg. Dist. to Rail [m]	7.4	3.7	2.5	4.4	5.1														
Avg. Stride Freq. [Hz]	2.4	2.6	2.5	2.6	2.5														
Avg. Stride Length [m]	6.0	7.2	7.2	7.0	6.7														



- [] Ranking at each section and finish
- .-.- No data available at this section
- NA No data available



Horse/Jockey Name	Joy A Plenty
Final Rank	2
Fastest Section Time (Section)	0:10.86 (800m)
Top Speed [km/h] (Section)	68.1 (800m)
Race State	Finished



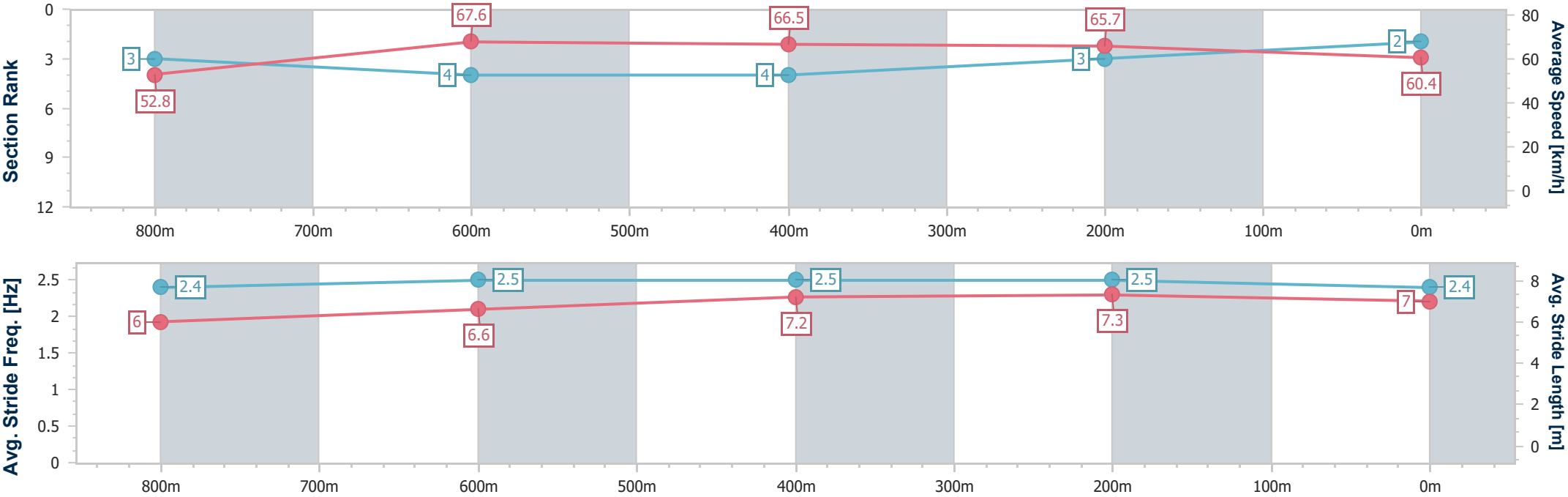
Sunshine CoastProfessional
Race 6: HOMEFRONT QTIS Three-Year-Old & Four-Year-Old
BENCHMARK 65 Handicap - 1000m



03 October 2025 - 20:25

Track Rating: Good 4, Weather: Fine, Rail Position: +2m Entire

Section	Overall	800m	600m	400m	200m										
Section Times	0:58.40 [2] (0:13.63)	0:44.77 [3] (0:10.86)	0:33.91 [4] (0:11.04)	0:22.87 [4] (0:10.93)	0:11.94 [3] (0:11.94)										
Average Speed [km/h]	52.8	67.6	66.5	65.7	60.4										
Top Speed [km/h]	67.3	68.1	67.1	66.7	63.8										
Avg. Dist. to Rail [m]	5.8	5.1	2.9	3.6	4.9										
Avg. Stride Freq. [Hz]	2.4	2.5	2.5	2.5	2.4										
Avg. Stride Length [m]	6.0	6.6	7.2	7.3	7.0										



- [] Ranking at each section and finish
- .-.- No data available at this section
- NA No data available



Horse/Jockey Name	Breezin'
Final Rank	3
Fastest Section Time (Section)	0:10.73 (800m)
Top Speed [km/h] (Section)	69.1 (800m)
Race State	Finished



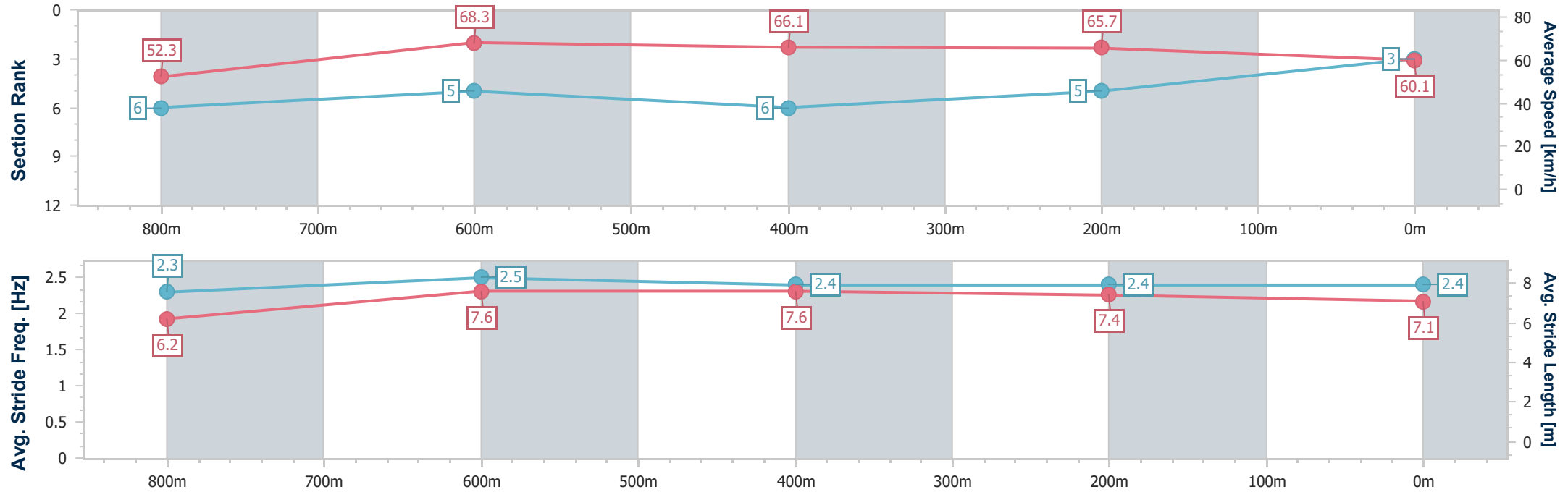
Sunshine CoastProfessional
Race 6: HOMEFRONT QTIS Three-Year-Old & Four-Year-Old
BENCHMARK 65 Handicap - 1000m



03 October 2025 - 20:25

Track Rating: Good 4, Weather: Fine, Rail Position: +2m Entire

Section	Overall	800m	600m	400m	200m										
Section Times	0:58.62 [3] (0:13.78)	0:44.84 [6] (0:10.73)	0:34.11 [5] (0:11.13)	0:22.98 [6] (0:11.01)	0:11.97 [5] (0:11.97)										
Average Speed [km/h]	52.3	68.3	66.1	65.7	60.1										
Top Speed [km/h]	67.3	69.1	67.5	67.7	63.7										
Avg. Dist. to Rail [m]	6.6	4.7	4.0	5.8	6.5										
Avg. Stride Freq. [Hz]	2.3	2.5	2.4	2.4	2.4										
Avg. Stride Length [m]	6.2	7.6	7.6	7.4	7.1										



- [] Ranking at each section and finish
- .-.- No data available at this section
- NA No data available



Horse/Jockey Name	King Of Geraldine
Final Rank	4
Fastest Section Time (Section)	0:10.56 (800m)
Top Speed [km/h] (Section)	69.2 (Overall)
Race State	Finished



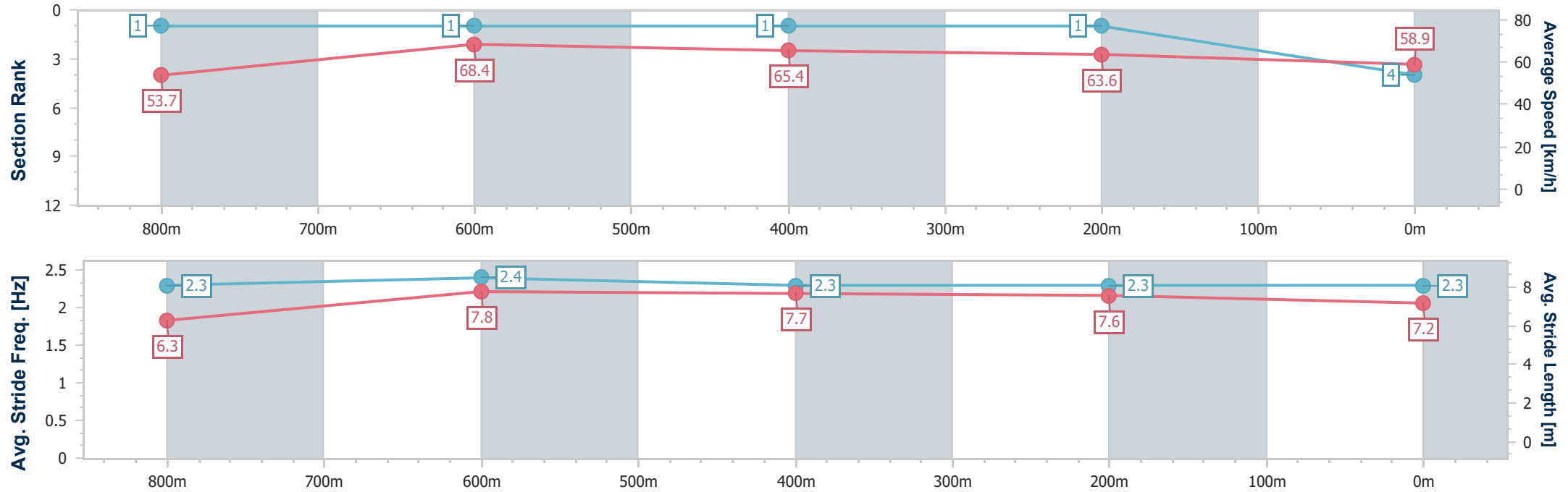
Sunshine CoastProfessional
Race 6: HOMEFRONT QTIS Three-Year-Old & Four-Year-Old
BENCHMARK 65 Handicap - 1000m



03 October 2025 - 20:25

Track Rating: Good 4, Weather: Fine, Rail Position: +2m Entire

Section	Overall	800m	600m	400m	200m										
Section Times	0:58.62 [4] (0:13.44)	0:45.18 [1] (0:10.56)	0:34.62 [1] (0:11.06)	0:23.56 [1] (0:11.31)	0:12.25 [1] (0:12.25)										
Average Speed [km/h]	53.7	68.4	65.4	63.6	58.9										
Top Speed [km/h]	69.2	68.9	66.9	64.3	62.1										
Avg. Dist. to Rail [m]	3.5	1.7	0.4	1.4	2.6										
Avg. Stride Freq. [Hz]	2.3	2.4	2.3	2.3	2.3										
Avg. Stride Length [m]	6.3	7.8	7.7	7.6	7.2										



- [] Ranking at each section and finish
- .-.- No data available at this section
- NA No data available



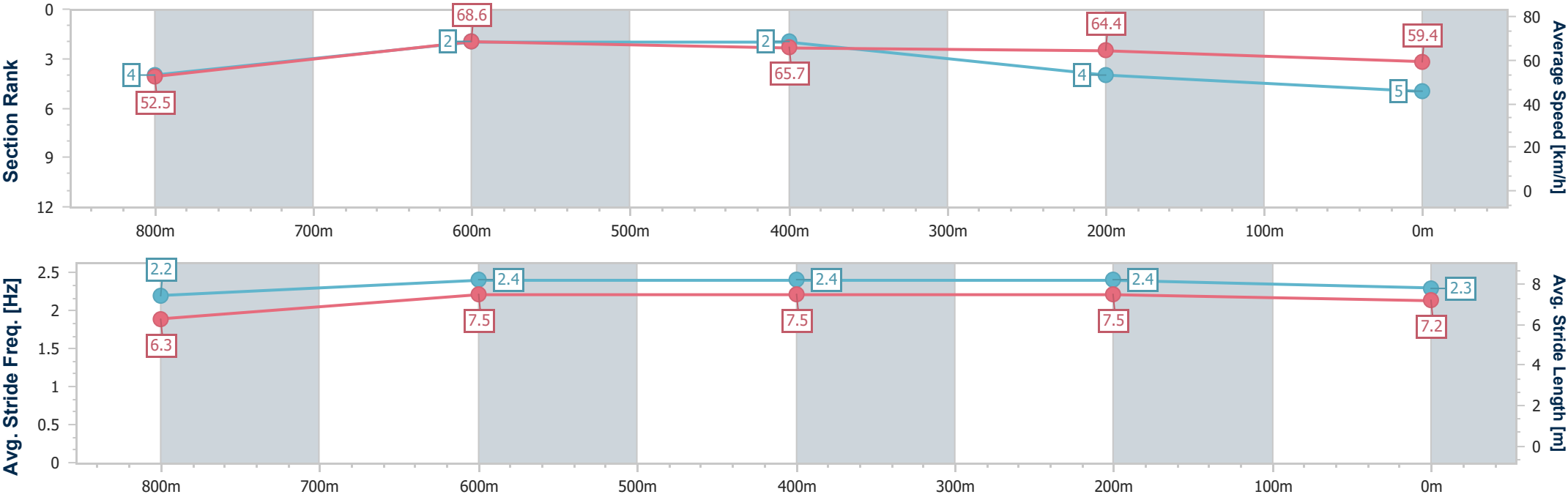
Horse/Jockey Name	Bold Artic
Final Rank	5
Fastest Section Time (Section)	0:10.58 (800m)
Top Speed [km/h] (Section)	69.1 (800m)
Race State	Finished



Sunshine CoastProfessional
Race 6: HOMEFRONT QTIS Three-Year-Old & Four-Year-Old
BENCHMARK 65 Handicap - 1000m
03 October 2025 - 20:25
Track Rating: Good 4, Weather: Fine, Rail Position: +2m Entire



Section	Overall	800m	600m	400m	200m										
Section Times	0:58.72 [5] (0:13.73)	0:44.99 [4] (0:10.58)	0:34.41 [2] (0:11.08)	0:23.33 [2] (0:11.21)	0:12.12 [4] (0:12.12)										
Average Speed [km/h]	52.5	68.6	65.7	64.4	59.4										
Top Speed [km/h]	68.6	69.1	68.8	65.6	62.4										
Avg. Dist. to Rail [m]	2.7	2.1	2.2	3.4	5.2										
Avg. Stride Freq. [Hz]	2.2	2.4	2.4	2.4	2.3										
Avg. Stride Length [m]	6.3	7.5	7.5	7.5	7.2										



[] Ranking at each section and finish
-.-.- No data available at this section
NA No data available



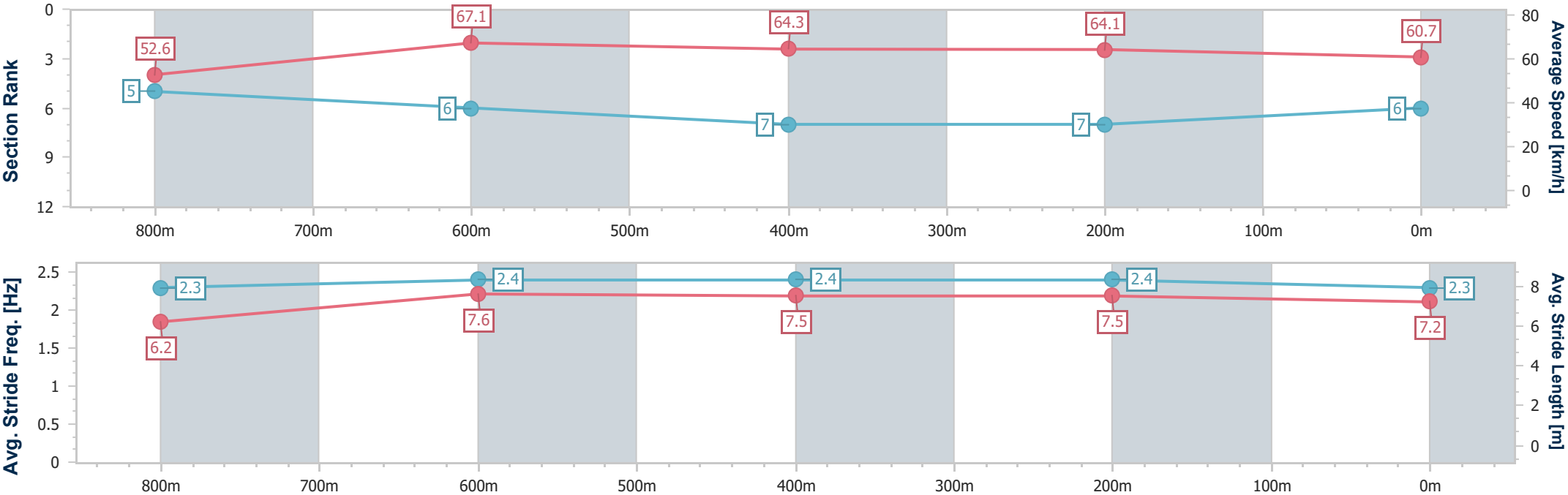
Horse/Jockey Name	That's Interesting
Final Rank	6
Fastest Section Time (Section)	0:10.88 (800m)
Top Speed [km/h] (Section)	67.4 (800m)
Race State	Finished



Sunshine CoastProfessional
Race 6: HOMEFRONT QTIS Three-Year-Old & Four-Year-Old
BENCHMARK 65 Handicap - 1000m
03 October 2025 - 20:25
Track Rating: Good 4, Weather: Fine, Rail Position: +2m Entire



Section	Overall	800m	600m	400m	200m										
Section Times	0:59.05 [6] (0:13.75)	0:45.30 [5] (0:10.88)	0:34.42 [6] (0:11.31)	0:23.11 [7] (0:11.24)	0:11.87 [7] (0:11.87)										
Average Speed [km/h]	52.6	67.1	64.3	64.1	60.7										
Top Speed [km/h]	67.0	67.4	66.4	64.7	63.6										
Avg. Dist. to Rail [m]	7.0	3.9	2.2	4.4	6.2										
Avg. Stride Freq. [Hz]	2.3	2.4	2.4	2.4	2.3										
Avg. Stride Length [m]	6.2	7.6	7.5	7.5	7.2										



[] Ranking at each section and finish
-.-.- No data available at this section
NA No data available



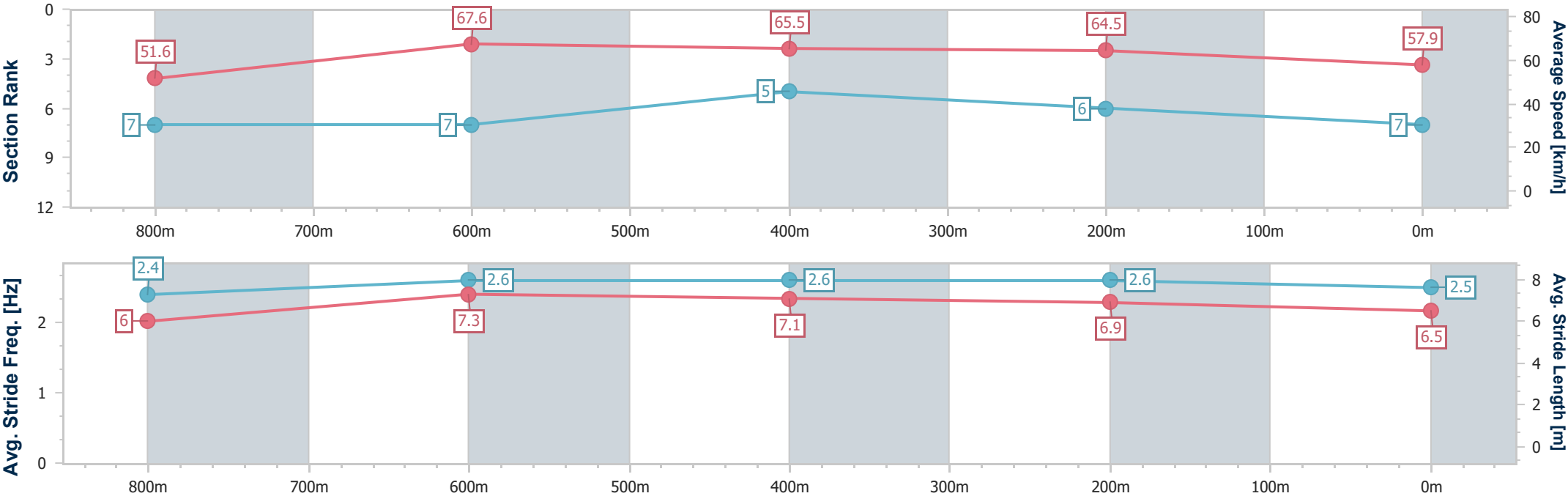
Horse/Jockey Name	Mishani Breeze
Final Rank	7
Fastest Section Time (Section)	0:10.71 (800m)
Top Speed [km/h] (Section)	68.4 (800m)
Race State	Finished



Sunshine CoastProfessional
Race 6: HOMEFRONT QTIS Three-Year-Old & Four-Year-Old
BENCHMARK 65 Handicap - 1000m
03 October 2025 - 20:25
Track Rating: Good 4, Weather: Fine, Rail Position: +2m Entire



Section	Overall	800m	600m	400m	200m										
Section Times	0:59.16 [7] (0:13.94)	0:45.22 [7] (0:10.71)	0:34.51 [7] (0:10.91)	0:23.60 [5] (0:11.18)	0:12.42 [6] (0:12.42)										
Average Speed [km/h]	51.6	67.6	65.5	64.5	57.9										
Top Speed [km/h]	68.2	68.4	67.4	65.6	62.1										
Avg. Dist. to Rail [m]	5.4	1.4	0.8	0.7	0.6										
Avg. Stride Freq. [Hz]	2.4	2.6	2.6	2.6	2.5										
Avg. Stride Length [m]	6.0	7.3	7.1	6.9	6.5										



- [] Ranking at each section and finish
- .-.- No data available at this section
- NA No data available



Sunshine Coast Professional
Race 7: VWF - YOUNG VETERANS RATINGS BAND 0 - 58 Handicap -
1400m

03 October 2025 - 20:56



Track Rating: Good 4, Weather: Fine, Rail Position: +2m Entire

Section						Overall	1200m	1000m	800m	600m	400m	Last 600m	
Field Times						1:24.93 (0:14.20)	1:10.73 (0:11.55)	0:59.18 (0:11.84)	0:47.34 (0:12.12)	0:35.22 (0:11.64)	0:23.58 (0:11.42)	0:35.22	
Rank	TAB	Horse/Jockey	Barrier	Top Speed [km/h]	Fastest Section							Distance Travelled [m]	
1	6	READY TO IGNITE	2	63.6	0:11.42	1:24.93 [1]	1:10.73 [1]	0:59.18 [1]	0:47.34 [1]	0:35.22 [1]	0:23.58 [1]	0:35.22	
		Cejay Graham		400m	400m	(0:14.20)	(0:11.55)	(0:11.84)	(0:12.12)	(0:11.64)	(0:11.42)		
2	8	YEAH COPY	5	64.6	0:11.26	1:25.27 [2]	1:10.74 [4]	0:59.08 [4]	0:47.03 [4]	0:35.02 [4]	0:23.39 [4]	0:35.02 +2	
		Kyle Wilson-Taylor		400m	400m	(0:14.53)	(0:11.66)	(0:12.05)	(0:12.01)	(0:11.63)	(0:11.26)		
3	9	BONJOUR RUPERT	6	65.3	0:11.31	1:25.61 [3]	1:10.85 [6]	0:58.90 [6]	0:46.85 [6]	0:34.99 [6]	0:23.45 [6]	0:34.99 +8	
		Bailey Wheeler		600m	400m	(0:14.76)	(0:11.95)	(0:12.05)	(0:11.86)	(0:11.54)	(0:11.31)		
4	1	CHANCE WITH WOLVES	3	64.1	0:11.57	1:25.67 [4]	1:11.33 [3]	0:59.76 [3]	0:47.90 [3]	0:35.80 [3]	0:23.98 [3]	0:35.80 +2	
		Courtney Bellamy		400m	1200m	(0:14.34)	(0:11.57)	(0:11.86)	(0:12.10)	(0:11.82)	(0:11.62)		
5	15	THE LOVE OF MARY	8	65.2	0:11.22	1:25.73 [5]	1:10.71 [8]	0:58.70 [8]	0:46.63 [8]	0:34.71 [8]	0:23.34 [8]	0:34.71 +2	
		Robbie Dolan		600m	400m	(0:15.02)	(0:12.01)	(0:12.07)	(0:11.92)	(0:11.37)	(0:11.22)		
6	7	PERRI LASS	10	66.2	0:11.22	1:25.90 [6]	1:10.81 [10]	0:58.61 [10]	0:46.49 [11]	0:34.70 [10]	0:23.48 [9]	0:34.70 +5	
		Damien Thornton		600m	600m	(0:15.09)	(0:12.20)	(0:12.12)	(0:11.79)	(0:11.22)	(0:11.22)		
7	14	HELL OF A PRINCE	12	64.2	0:11.50	1:26.26 [7]	1:11.71 [5]	0:59.90 [5]	0:47.77 [5]	0:35.72 [5]	0:24.22 [5]	0:35.72 +4	
		Karl Zechner		600m	600m	(0:14.55)	(0:11.81)	(0:12.13)	(0:12.05)	(0:11.50)	(0:11.58)		
8	12	SPIRIT OF STORM	1	64.2	0:11.50	1:26.26 [8]	1:11.31 [7]	0:59.41 [7]	0:47.35 [7]	0:35.40 [7]	0:23.88 [7]	0:35.40 +0	
		Luke Dempsey		400m	400m	(0:14.95)	(0:11.90)	(0:12.06)	(0:11.95)	(0:11.52)	(0:11.50)		
9	4	NORTH CHANNEL	4	64.0	0:11.38	1:26.45 [9]	1:11.37 [9]	0:59.28 [9]	0:47.17 [9]	0:35.25 [9]	0:23.81 [10]	0:35.25 -1	
		Leah Martyn		400m	400m	(0:15.08)	(0:12.09)	(0:12.11)	(0:11.92)	(0:11.44)	(0:11.38)		
10	10	STEP ALONG	9	62.4	0:11.61	1:26.58 [10]	1:12.35 [2]	1:00.74 [2]	0:48.88 [2]	0:36.81 [2]	0:24.91 [2]	0:36.81 +5	
		Montana Philpot		1200m	1200m	(0:14.23)	(0:11.61)	(0:11.86)	(0:12.07)	(0:11.90)	(0:11.78)		

Scratched: Harcasion (#17), Ludik (#5), Brief Sojourn (#16), Cool Running (#2), Decrypt (#3), Harley Charlie (#11)

Report Created: Fri 3 October 2025 21:29 GMT+10 (Note: Timing is based on position data)

Page 1/15

[] Ranking at each section and finish
-:-:- No data available at this section
NA No data available

SCN Saddle cloth number
DNF Did not finish
DNT Did not track

data processed by  TRIPLESDATA



Sunshine Coast Professional
Race 7: VWF - YOUNG VETERANS RATINGS BAND 0 - 58 Handicap -
1400m

03 October 2025 - 20:56



Track Rating: Good 4, Weather: Fine, Rail Position: +2m Entire

Section						Overall	1200m	1000m	800m	600m	400m	Last 600m	
Field Times						1:24.93 (0:14.20)	1:10.73 (0:11.55)	0:59.18 (0:11.84)	0:47.34 (0:12.12)	0:35.22 (0:11.64)	0:23.58 (0:11.42)	0:35.22	
Rank	TAB	Horse/Jockey	Barrier	Top Speed [km/h]	Fastest Section								Distance Travelled [m]
11	13	THE PROPHECY	11	64.8	0:11.36	1:27.06 [11]	1:11.75 [11]	0:59.70 [11]	0:47.66 [10]	0:35.84 [11]	0:24.40 [11]	0:35.84	+7
		Morgan Butler		600m	400m	(0:15.31)	(0:12.05)	(0:12.04)	(0:11.82)	(0:11.44)	(0:11.36)		

Scratched: Harcasion (#17), Ludik (#5), Brief Sojourn (#16), Cool Running (#2), Decrypt (#3), Harley Charlie (#11)



Sunshine Coast Professional
Race 7: VWF - YOUNG VETERANS RATINGS BAND 0 - 58 Handicap -
1400m

03 October 2025 - 20:56



Track Rating: Good 4, Weather: Fine, Rail Position: +2m Entire

Section Field Times				200m 0:12.16 (0:12.16)				Last 600m 0:35.22	
Rank	TAB	Horse/Jockey	Barrier	Top Speed [km/h]	Fastest Section	Margin		Distance Travelled [m]	
1	6	READY TO IGNITE	2	63.6	0:11.42	0:12.16 [1]	1:24.93	0:35.22	
		Cejay Graham		400m	400m	(0:12.16)			
2	8	YEAH COPY	5	64.6	0:11.26	0:12.13 [2]	1.98L	0:35.02	+2
		Kyle Wilson-Taylor		400m	400m	(0:12.13)			
3	9	BONJOUR RUPERT	6	65.3	0:11.31	0:12.14 [5]	3.97L	0:34.99	+8
		Bailey Wheeler		600m	400m	(0:12.14)			
4	1	CHANCE WITH WOLVES	3	64.1	0:11.57	0:12.36 [3]	4.33L	0:35.80	+2
		Courtney Bellamy		400m	1200m	(0:12.36)			
5	15	THE LOVE OF MARY	8	65.2	0:11.22	0:12.12 [6]	4.7L	0:34.71	+2
		Robbie Dolan		600m	400m	(0:12.12)			
6	7	PERRI LASS	10	66.2	0:11.22	0:12.26 [8]	5.71L	0:34.70	+5
		Damien Thornton		600m	600m	(0:12.26)			
7	14	HELL OF A PRINCE	12	64.2	0:11.50	0:12.64 [7]	7.78L	0:35.72	+4
		Karl Zechner		600m	600m	(0:12.64)			
8	12	SPIRIT OF STORM	1	64.2	0:11.50	0:12.38 [9]	7.81L	0:35.40	+0
		Luke Dempsey		400m	400m	(0:12.38)			
9	4	NORTH CHANNEL	4	64.0	0:11.38	0:12.43 [10]	8.92L	0:35.25	-1
		Leah Martyn		400m	400m	(0:12.43)			
10	10	STEP ALONG	9	62.4	0:11.61	0:13.13 [4]	9.68L	0:36.81	+5
		Montana Philpot		1200m	1200m	(0:13.13)			

Scratched: Harcasion (#17), Ludik (#5), Brief Sojourn (#16), Cool Running (#2), Decrypt (#3), Harley Charlie (#11)

Report Created: Fri 3 October 2025 21:29 GMT+10 (Note: Timing is based on position data)

Page 3/15

[] Ranking at each section and finish
-:-:- No data available at this section
NA No data available

SCN Saddle cloth number
DNF Did not finish
DNT Did not track

data processed by  TRIPLESDATA



Sunshine Coast Professional
Race 7: VWF - YOUNG VETERANS RATINGS BAND 0 - 58 Handicap -
1400m
03 October 2025 - 20:56



Track Rating: Good 4, Weather: Fine, Rail Position: +2m Entire

Section						200m		Last 600m	
Field Times						0:12.16 (0:12.16)		0:35.22	
Rank	TAB	Horse/Jockey	Barrier	Top Speed [km/h]	Fastest Section	Margin		Distance Travelled [m]	
11	13	THE PROPHECY	11	64.8	0:11.36	0:13.04 [11]	12.52L	0:35.84	+7
		Morgan Butler		600m	400m	(0:13.04)			

Scratched: Harcasion (#17), Ludik (#5), Brief Sojourn (#16), Cool Running (#2), Decrypt (#3), Harley Charlie (#11)

[] Ranking at each section and finish
-:--:- No data available at this section
NA No data available

SCN Saddle cloth number
DNF Did not finish
DNT Did not track



Horse/Jockey Name	Ready To Ignite
Final Rank	1
Fastest Section Time (Section)	0:11.42 (400m)
Top Speed [km/h] (Section)	63.6 (400m)
Race State	Finished

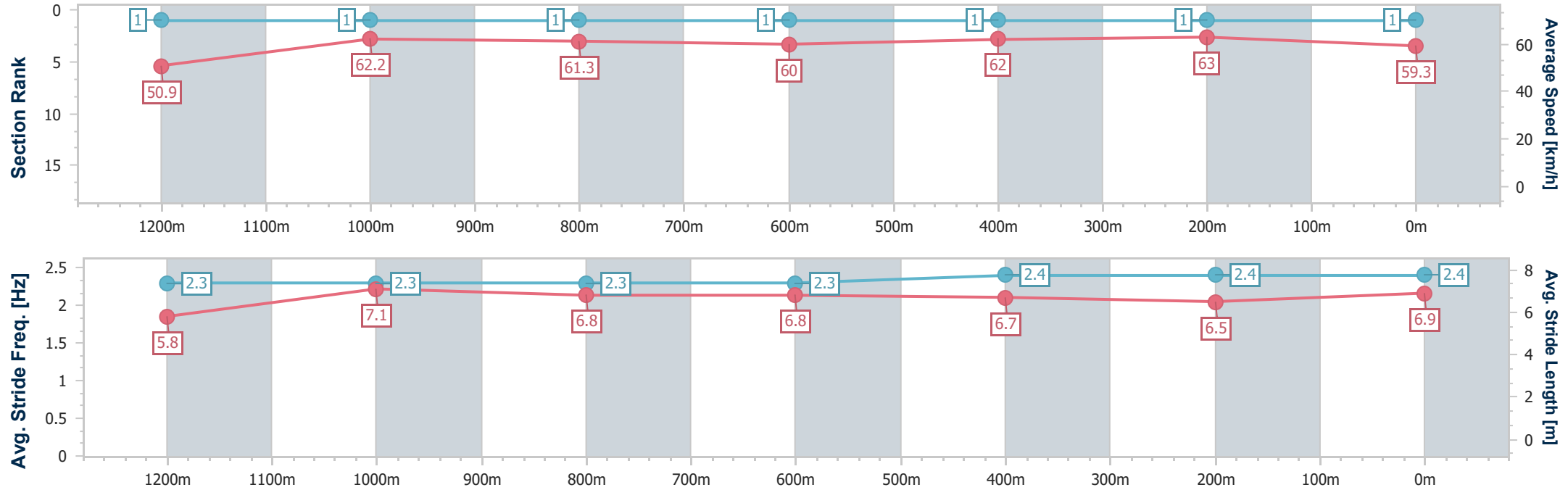


Sunshine CoastProfessional
Race 7: VWF - YOUNG VETERANS RATINGS BAND 0 - 58
Handicap - 1400m
03 October 2025 - 20:56



Track Rating: Good 4, Weather: Fine, Rail Position: +2m Entire

Section	Overall	1200m	1000m	800m	600m	400m	200m						
Section Times	1:24.93 [1] (0:14.20)	1:10.73 [1] (0:11.55)	0:59.18 [1] (0:11.84)	0:47.34 [1] (0:12.12)	0:35.22 [1] (0:11.64)	0:23.58 [1] (0:11.42)	0:12.16 [1] (0:12.16)						
Average Speed [km/h]	50.9	62.2	61.3	60.0	62.0	63.0	59.3						
Top Speed [km/h]	63.3	63.3	62.2	61.5	62.7	63.6	62.5						
Avg. Dist. to Rail [m]	4.1	2.5	2.5	2.0	0.7	3.1	3.4						
Avg. Stride Freq. [Hz]	2.3	2.3	2.3	2.3	2.4	2.4	2.4						
Avg. Stride Length [m]	5.8	7.1	6.8	6.8	6.7	6.5	6.9						



- [] Ranking at each section and finish
- .-.- No data available at this section
- NA No data available



Horse/Jockey Name	Yeah Copy
Final Rank	2
Fastest Section Time (Section)	0:11.26 (400m)
Top Speed [km/h] (Section)	64.6 (400m)
Race State	Finished

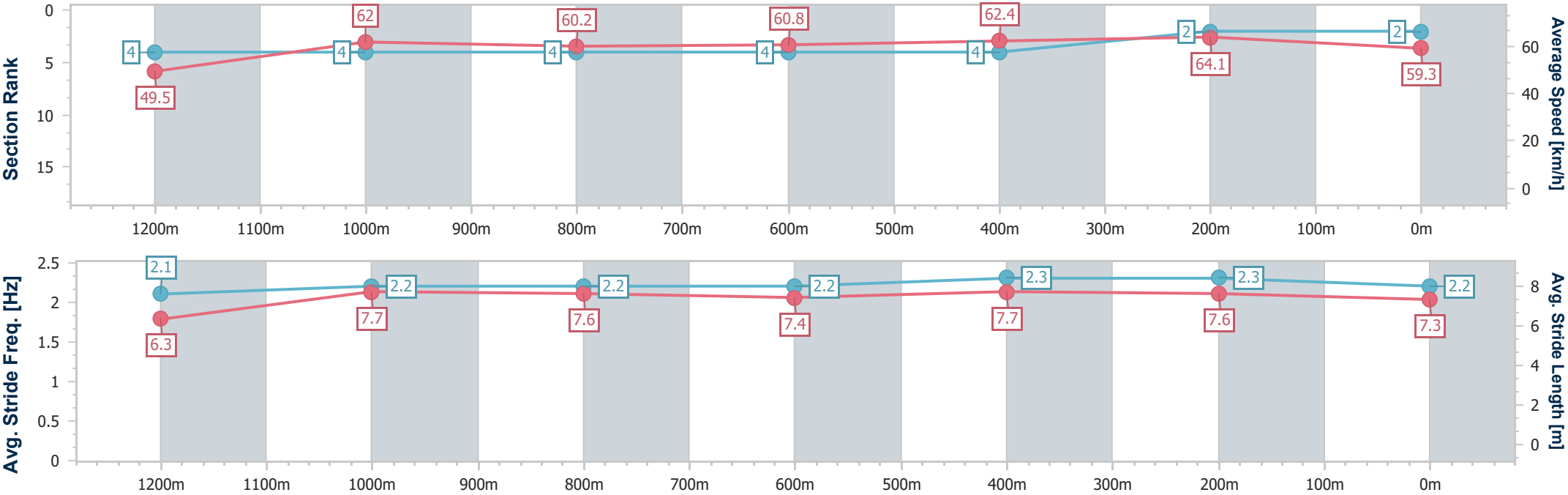


Sunshine CoastProfessional
Race 7: VWF - YOUNG VETERANS RATINGS BAND 0 - 58
Handicap - 1400m
03 October 2025 - 20:56



Track Rating: Good 4, Weather: Fine, Rail Position: +2m Entire

Section	Overall	1200m	1000m	800m	600m	400m	200m						
Section Times	1:25.27 [2] (0:14.53)	1:10.74 [4] (0:11.66)	0:59.08 [4] (0:12.05)	0:47.03 [4] (0:12.01)	0:35.02 [4] (0:11.63)	0:23.39 [4] (0:11.26)	0:12.13 [2] (0:12.13)						
Average Speed [km/h]	49.5	62.0	60.2	60.8	62.4	64.1	59.3						
Top Speed [km/h]	62.7	63.5	60.9	63.0	63.9	64.6	62.8						
Avg. Dist. to Rail [m]	6.2	2.9	3.2	2.3	1.7	5.6	6.2						
Avg. Stride Freq. [Hz]	2.1	2.2	2.2	2.2	2.3	2.3	2.2						
Avg. Stride Length [m]	6.3	7.7	7.6	7.4	7.7	7.6	7.3						



- [] Ranking at each section and finish
- .-.- No data available at this section
- NA No data available



Horse/Jockey Name	Bonjour Rupert
Final Rank	3
Fastest Section Time (Section)	0:11.31 (400m)
Top Speed [km/h] (Section)	65.3 (600m)
Race State	Finished

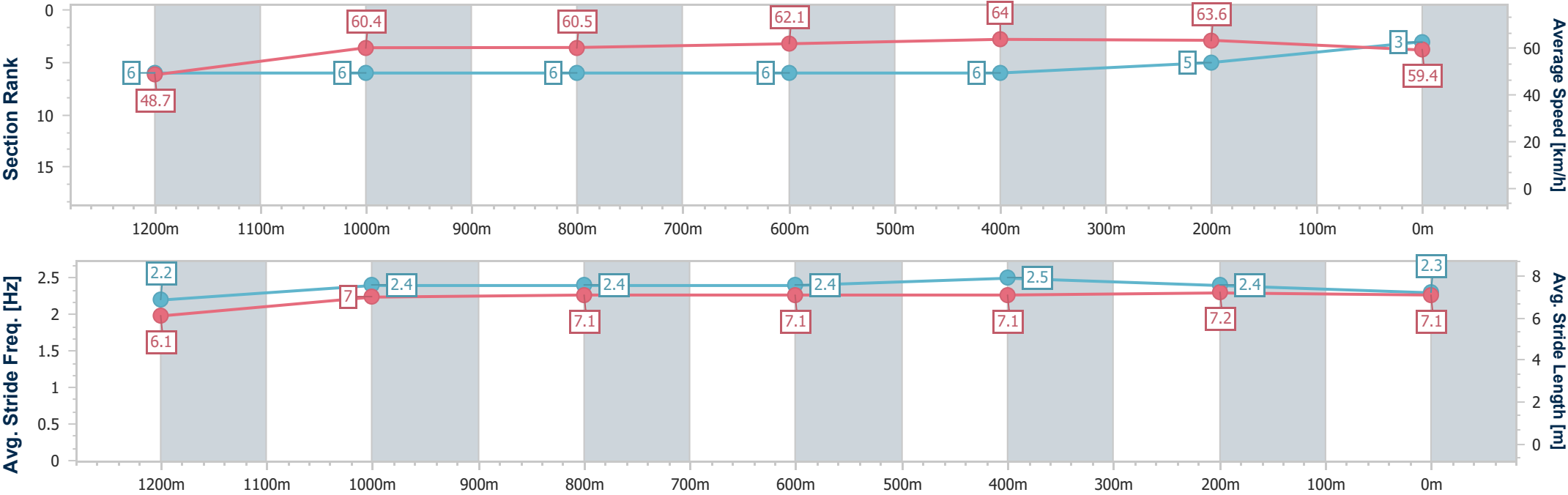


Sunshine CoastProfessional
Race 7: VWF - YOUNG VETERANS RATINGS BAND 0 - 58
Handicap - 1400m
03 October 2025 - 20:56



Track Rating: Good 4, Weather: Fine, Rail Position: +2m Entire

Section	Overall	1200m	1000m	800m	600m	400m	200m						
Section Times	1:25.61 [3] (0:14.76)	1:10.85 [6] (0:11.95)	0:58.90 [6] (0:12.05)	0:46.85 [6] (0:11.86)	0:34.99 [6] (0:11.54)	0:23.45 [6] (0:11.31)	0:12.14 [5] (0:12.14)						
Average Speed [km/h]	48.7	60.4	60.5	62.1	64.0	63.6	59.4						
Top Speed [km/h]	63.3	62.4	61.2	64.4	65.3	64.7	62.4						
Avg. Dist. to Rail [m]	6.6	3.8	3.7	3.8	4.5	6.7	5.9						
Avg. Stride Freq. [Hz]	2.2	2.4	2.4	2.4	2.5	2.4	2.3						
Avg. Stride Length [m]	6.1	7.0	7.1	7.1	7.1	7.2	7.1						





Horse/Jockey Name	Chance With Wolves
Final Rank	4
Fastest Section Time (Section)	0:11.57 (1200m)
Top Speed [km/h] (Section)	64.1 (400m)
Race State	Finished

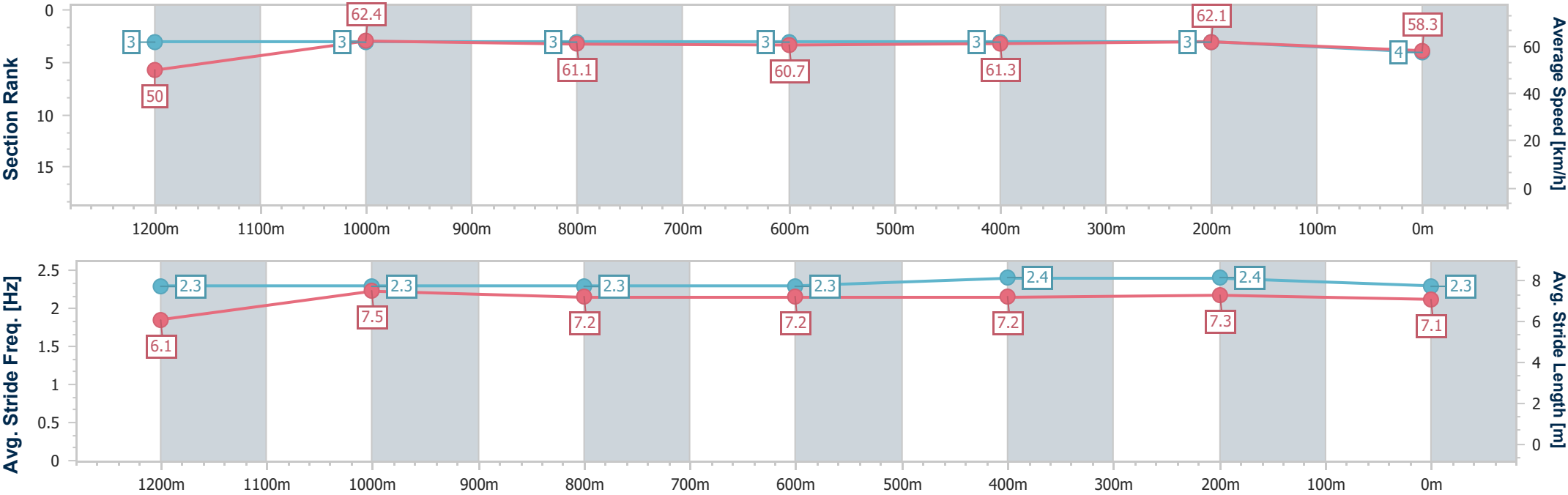


Sunshine CoastProfessional
Race 7: VWF - YOUNG VETERANS RATINGS BAND 0 - 58
Handicap - 1400m
03 October 2025 - 20:56



Track Rating: Good 4, Weather: Fine, Rail Position: +2m Entire

Section	Overall	1200m	1000m	800m	600m	400m	200m						
Section Times	1:25.67 [4] (0:14.34)	1:11.33 [3] (0:11.57)	0:59.76 [3] (0:11.86)	0:47.90 [3] (0:12.10)	0:35.80 [3] (0:11.82)	0:23.98 [3] (0:11.62)	0:12.36 [3] (0:12.36)						
Average Speed [km/h]	50.0	62.4	61.1	60.7	61.3	62.1	58.3						
Top Speed [km/h]	62.0	62.9	62.1	61.1	62.6	64.1	60.3						
Avg. Dist. to Rail [m]	5.5	3.5	3.2	3.0	1.3	1.9	2.0						
Avg. Stride Freq. [Hz]	2.3	2.3	2.3	2.3	2.4	2.4	2.3						
Avg. Stride Length [m]	6.1	7.5	7.2	7.2	7.2	7.3	7.1						



- [] Ranking at each section and finish
- .-.- No data available at this section
- NA No data available



Horse/Jockey Name	The Love Of Mary
Final Rank	5
Fastest Section Time (Section)	0:11.22 (400m)
Top Speed [km/h] (Section)	65.2 (600m)
Race State	Finished

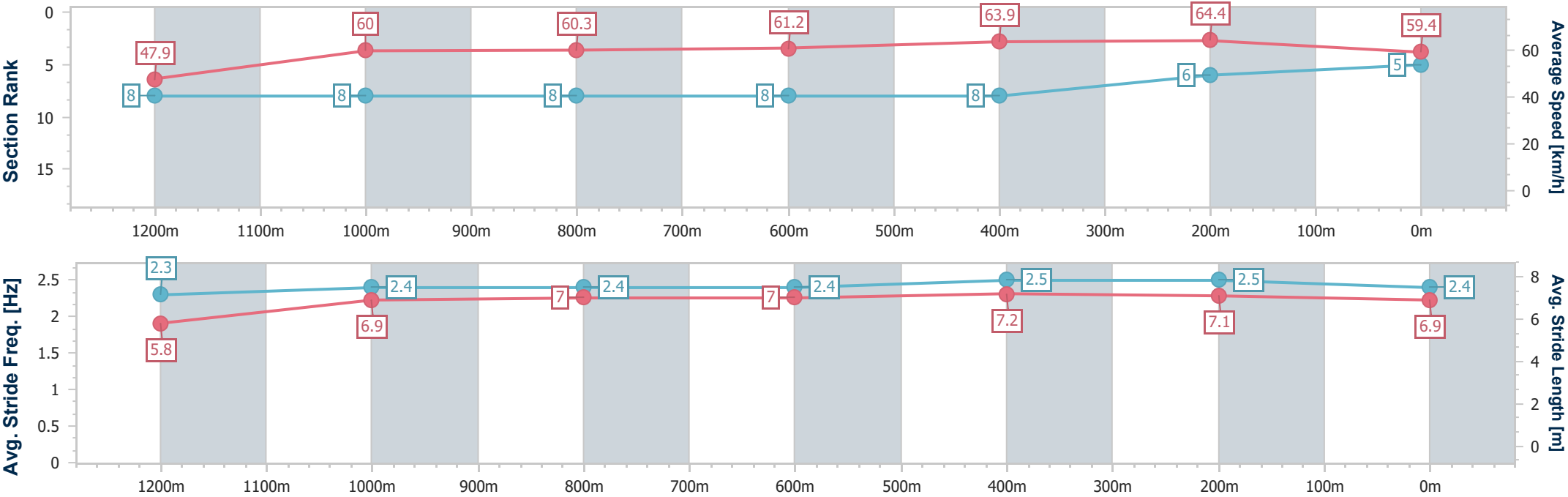


Sunshine CoastProfessional
Race 7: VWF - YOUNG VETERANS RATINGS BAND 0 - 58
Handicap - 1400m
03 October 2025 - 20:56



Track Rating: Good 4, Weather: Fine, Rail Position: +2m Entire

Section	Overall	1200m	1000m	800m	600m	400m	200m						
Section Times	1:25.73 [5] (0:15.02)	1:10.71 [8] (0:12.01)	0:58.70 [8] (0:12.07)	0:46.63 [8] (0:11.92)	0:34.71 [8] (0:11.37)	0:23.34 [8] (0:11.22)	0:12.12 [6] (0:12.12)						
Average Speed [km/h]	47.9	60.0	60.3	61.2	63.9	64.4	59.4						
Top Speed [km/h]	60.7	60.9	61.5	62.9	65.2	65.2	61.9						
Avg. Dist. to Rail [m]	8.4	3.6	3.2	2.6	1.9	3.8	3.4						
Avg. Stride Freq. [Hz]	2.3	2.4	2.4	2.4	2.5	2.5	2.4						
Avg. Stride Length [m]	5.8	6.9	7.0	7.0	7.2	7.1	6.9						





Horse/Jockey Name	Perri Lass
Final Rank	6
Fastest Section Time (Section)	0:11.22 (600m)
Top Speed [km/h] (Section)	66.2 (600m)
Race State	Finished

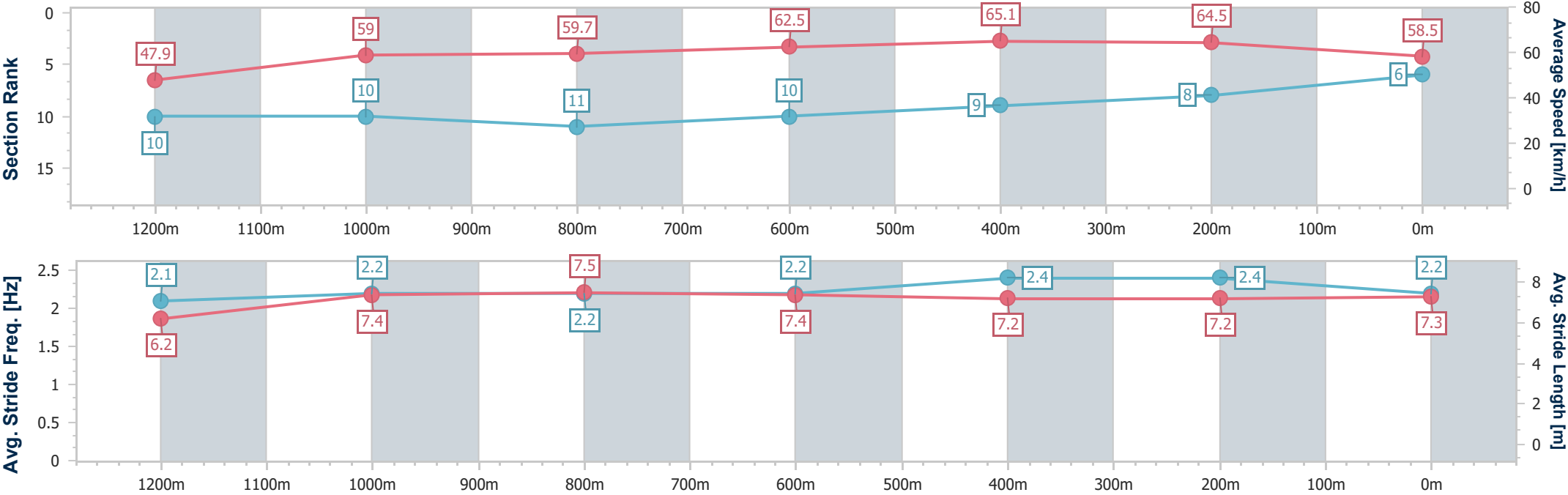


Sunshine CoastProfessional
Race 7: VWF - YOUNG VETERANS RATINGS BAND 0 - 58
Handicap - 1400m
03 October 2025 - 20:56



Track Rating: Good 4, Weather: Fine, Rail Position: +2m Entire

Section	Overall	1200m	1000m	800m	600m	400m	200m						
Section Times	1:25.90 [6] (0:15.09)	1:10.81 [10] (0:12.20)	0:58.61 [10] (0:12.12)	0:46.49 [11] (0:11.79)	0:34.70 [10] (0:11.22)	0:23.48 [9] (0:11.22)	0:12.26 [8] (0:12.26)						
Average Speed [km/h]	47.9	59.0	59.7	62.5	65.1	64.5	58.5						
Top Speed [km/h]	59.1	60.1	61.1	63.6	66.2	65.8	62.2						
Avg. Dist. to Rail [m]	10.7	4.8	3.4	3.1	3.3	7.4	7.7						
Avg. Stride Freq. [Hz]	2.1	2.2	2.2	2.2	2.4	2.4	2.2						
Avg. Stride Length [m]	6.2	7.4	7.5	7.4	7.2	7.2	7.3						





Horse/Jockey Name	Hell Of A Prince
Final Rank	7
Fastest Section Time (Section)	0:11.50 (600m)
Top Speed [km/h] (Section)	64.2 (600m)
Race State	Finished

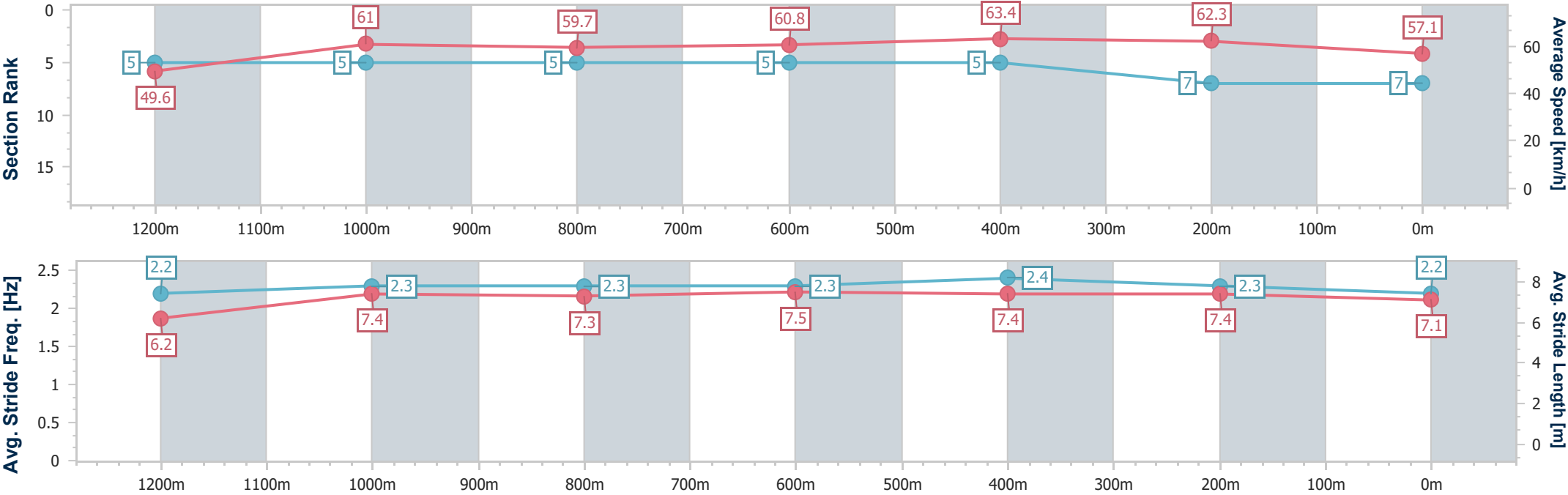


Sunshine CoastProfessional
Race 7: VWF - YOUNG VETERANS RATINGS BAND 0 - 58
Handicap - 1400m
03 October 2025 - 20:56



Track Rating: Good 4, Weather: Fine, Rail Position: +2m Entire

Section	Overall	1200m	1000m	800m	600m	400m	200m						
Section Times	1:26.26 [7] (0:14.55)	1:11.71 [5] (0:11.81)	0:59.90 [5] (0:12.13)	0:47.77 [5] (0:12.05)	0:35.72 [5] (0:11.50)	0:24.22 [5] (0:11.58)	0:12.64 [7] (0:12.64)						
Average Speed [km/h]	49.6	61.0	59.7	60.8	63.4	62.3	57.1						
Top Speed [km/h]	62.3	62.3	60.3	62.6	64.2	64.1	59.9						
Avg. Dist. to Rail [m]	12.0	4.2	3.5	2.8	2.5	5.3	6.0						
Avg. Stride Freq. [Hz]	2.2	2.3	2.3	2.3	2.4	2.3	2.2						
Avg. Stride Length [m]	6.2	7.4	7.3	7.5	7.4	7.4	7.1						





Horse/Jockey Name	Spirit Of Storm
Final Rank	8
Fastest Section Time (Section)	0:11.50 (400m)
Top Speed [km/h] (Section)	64.2 (400m)
Race State	Finished

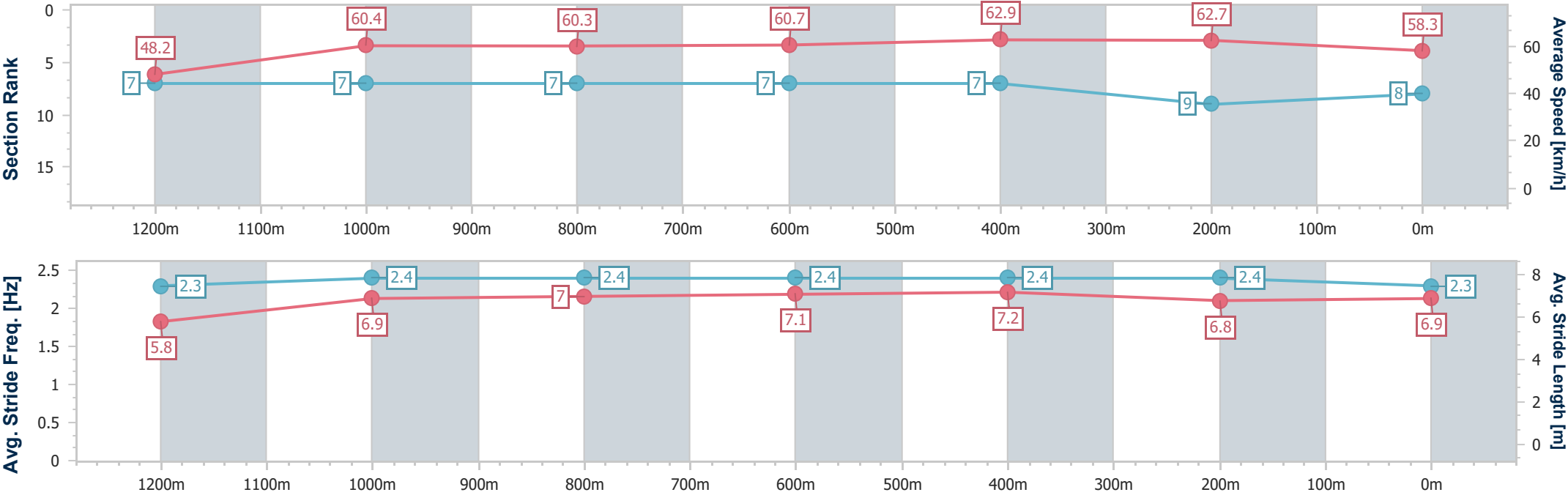


Sunshine CoastProfessional
Race 7: VWF - YOUNG VETERANS RATINGS BAND 0 - 58
Handicap - 1400m
03 October 2025 - 20:56



Track Rating: Good 4, Weather: Fine, Rail Position: +2m Entire

Section	Overall	1200m	1000m	800m	600m	400m	200m						
Section Times	1:26.26 [8] (0:14.95)	1:11.31 [7] (0:11.90)	0:59.41 [7] (0:12.06)	0:47.35 [7] (0:11.95)	0:35.40 [7] (0:11.52)	0:23.88 [7] (0:11.50)	0:12.38 [9] (0:12.38)						
Average Speed [km/h]	48.2	60.4	60.3	60.7	62.9	62.7	58.3						
Top Speed [km/h]	60.2	61.2	61.7	61.7	64.0	64.2	60.8						
Avg. Dist. to Rail [m]	3.1	2.2	2.4	1.7	0.9	2.8	2.8						
Avg. Stride Freq. [Hz]	2.3	2.4	2.4	2.4	2.4	2.4	2.3						
Avg. Stride Length [m]	5.8	6.9	7.0	7.1	7.2	6.8	6.9						





Horse/Jockey Name	North Channel
Final Rank	9
Fastest Section Time (Section)	0:11.38 (400m)
Top Speed [km/h] (Section)	64.0 (400m)
Race State	Finished

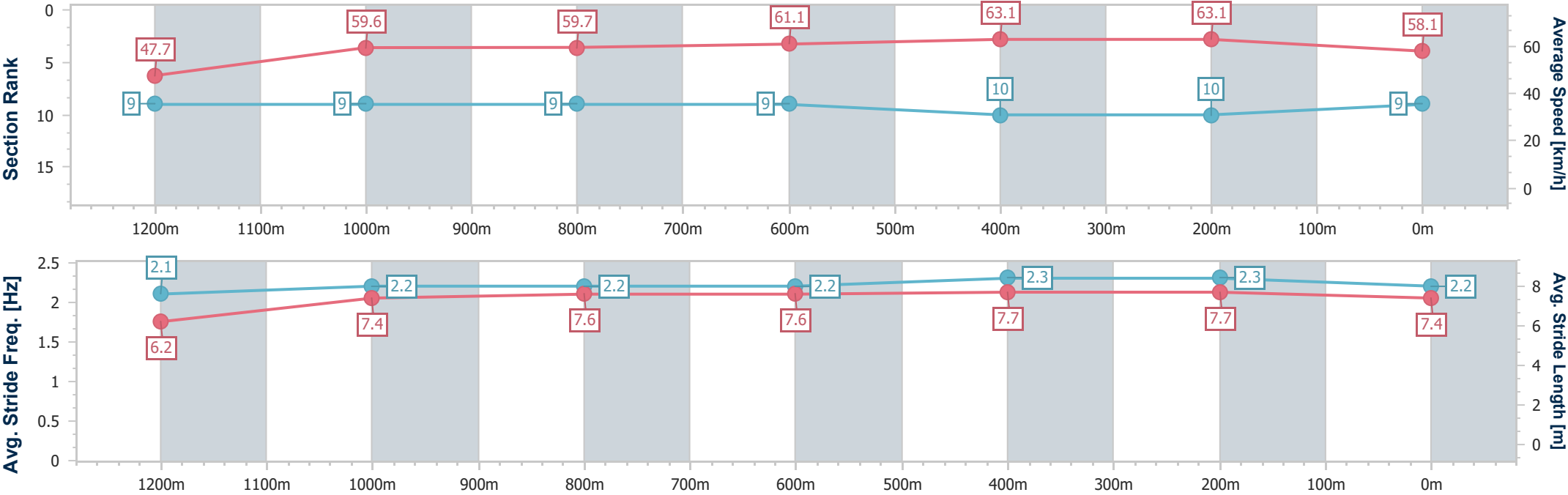


Sunshine CoastProfessional
Race 7: VWF - YOUNG VETERANS RATINGS BAND 0 - 58
Handicap - 1400m
03 October 2025 - 20:56



Track Rating: Good 4, Weather: Fine, Rail Position: +2m Entire

Section	Overall	1200m	1000m	800m	600m	400m	200m						
Section Times	1:26.45 [9] (0:15.08)	1:11.37 [9] (0:12.09)	0:59.28 [9] (0:12.11)	0:47.17 [9] (0:11.92)	0:35.25 [9] (0:11.44)	0:23.81 [10] (0:11.38)	0:12.43 [10] (0:12.43)						
Average Speed [km/h]	47.7	59.6	59.7	61.1	63.1	63.1	58.1						
Top Speed [km/h]	59.1	60.3	60.6	61.4	63.9	64.0	61.3						
Avg. Dist. to Rail [m]	5.6	2.6	2.1	1.4	0.5	1.7	0.8						
Avg. Stride Freq. [Hz]	2.1	2.2	2.2	2.2	2.3	2.3	2.2						
Avg. Stride Length [m]	6.2	7.4	7.6	7.6	7.7	7.7	7.4						





Horse/Jockey Name	Step Along
Final Rank	10
Fastest Section Time (Section)	0:11.61 (1200m)
Top Speed [km/h] (Section)	62.4 (1200m)
Race State	Finished

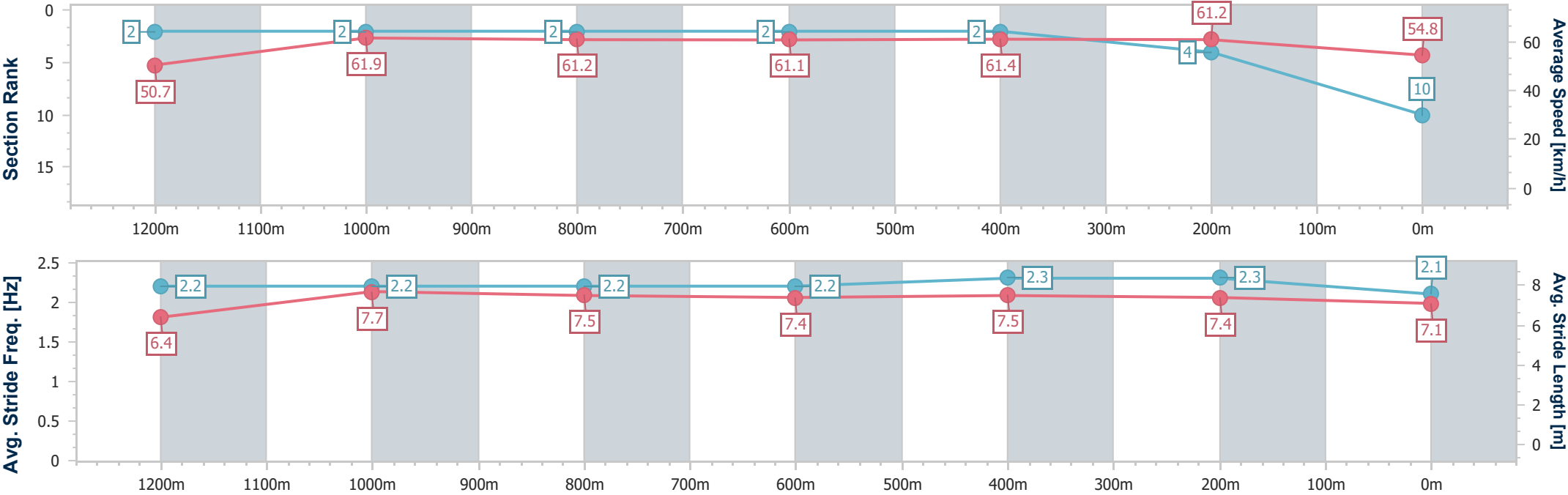


Sunshine CoastProfessional
Race 7: VWF - YOUNG VETERANS RATINGS BAND 0 - 58
Handicap - 1400m
03 October 2025 - 20:56



Track Rating: Good 4, Weather: Fine, Rail Position: +2m Entire

Section	Overall	1200m	1000m	800m	600m	400m	200m						
Section Times	1:26.58 [10] (0:14.23)	1:12.35 [2] (0:11.61)	1:00.74 [2] (0:11.86)	0:48.88 [2] (0:12.07)	0:36.81 [2] (0:11.90)	0:24.91 [2] (0:11.78)	0:13.13 [4] (0:13.13)						
Average Speed [km/h]	50.7	61.9	61.2	61.1	61.4	61.2	54.8						
Top Speed [km/h]	62.1	62.4	62.0	61.2	61.8	62.1	58.7						
Avg. Dist. to Rail [m]	8.9	4.6	4.1	3.6	2.5	5.1	5.1						
Avg. Stride Freq. [Hz]	2.2	2.2	2.2	2.2	2.3	2.3	2.1						
Avg. Stride Length [m]	6.4	7.7	7.5	7.4	7.5	7.4	7.1						





Horse/Jockey Name	The Prophecy
Final Rank	11
Fastest Section Time (Section)	0:11.36 (400m)
Top Speed [km/h] (Section)	64.8 (600m)
Race State	Finished

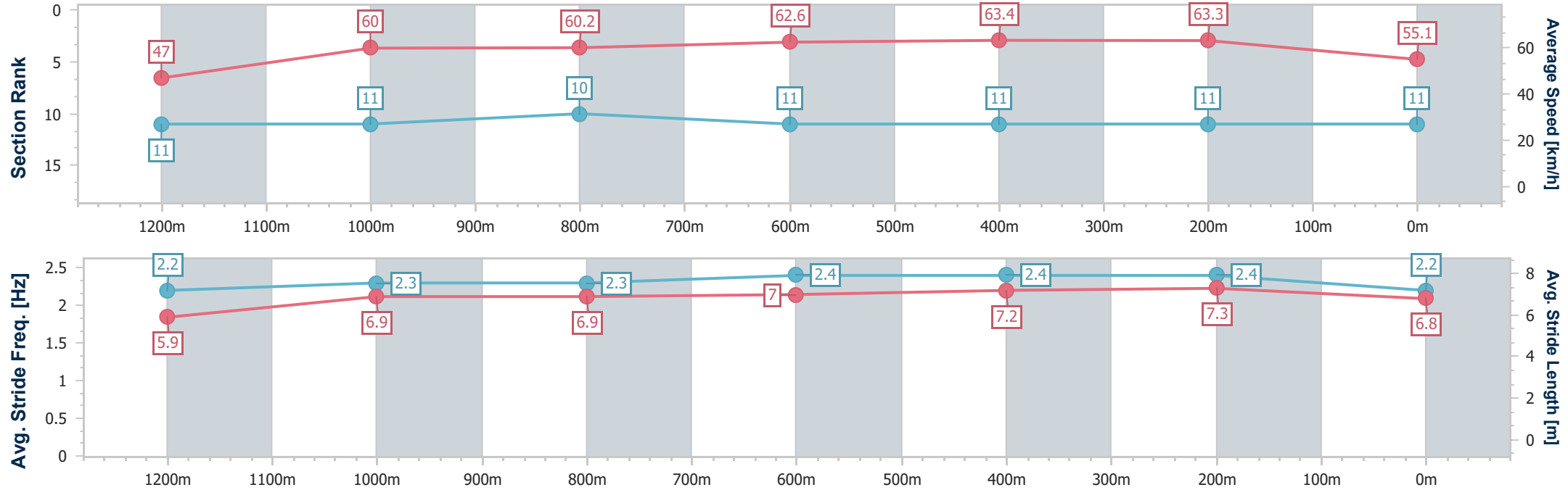


Sunshine CoastProfessional
Race 7: VWF - YOUNG VETERANS RATINGS BAND 0 - 58
Handicap - 1400m
03 October 2025 - 20:56



Track Rating: Good 4, Weather: Fine, Rail Position: +2m Entire

Section	Overall	1200m	1000m	800m	600m	400m	200m						
Section Times	1:27.06 [11] (0:15.31)	1:11.75 [11] (0:12.05)	0:59.70 [11] (0:12.04)	0:47.66 [10] (0:11.82)	0:35.84 [11] (0:11.44)	0:24.40 [11] (0:11.36)	0:13.04 [11] (0:13.04)						
Average Speed [km/h]	47.0	60.0	60.2	62.6	63.4	63.3	55.1						
Top Speed [km/h]	60.2	60.3	60.9	63.2	64.8	64.8	60.5						
Avg. Dist. to Rail [m]	10.6	3.6	2.9	4.5	4.2	5.6	6.3						
Avg. Stride Freq. [Hz]	2.2	2.3	2.3	2.4	2.4	2.4	2.2						
Avg. Stride Length [m]	5.9	6.9	6.9	7.0	7.2	7.3	6.8						



- [] Ranking at each section and finish
- .-.- No data available at this section
- NA No data available