



Aquis Park Gold Coast Professional
Race 1: VEOLIA SUSTAINABILITY SERVICES BENCHMARK 65 Handicap
- 2210m
04 October 2025 - 13:04



Track Rating: Good 4, Weather: Fine, Rail Position: +2m Entire

Section						Overall	2000m	1800m	1600m	1400m	1200m	1000m	Last 600m		
Field Times						2:20.47 (0:15.00)	2:05.47 (0:12.10)	1:53.37 (0:12.97)	1:40.40 (0:13.78)	1:26.62 (0:13.68)	1:12.94 (0:13.25)	0:59.69 (0:12.98)	0:34.44		
Rank	TAB	Horse/Jockey	Barrier	Top Speed [km/h]	Fastest Section										Distance Travelled [m]
1	3	PUNJABI LANDING	4	67.0	0:11.04	2:20.47 [1]	2:04.55 [6]	1:52.49 [6]	1:39.30 [6]	1:25.86 [6]	1:12.29 [6]	0:59.13 [6]	0:34.19		
		Dylan Turner		600m	600m	(0:15.92)	(0:12.06)	(0:13.19)	(0:13.44)	(0:13.57)	(0:13.16)	(0:12.96)			
2	1	JUSTICE SERVED	5	65.6	0:11.17	2:20.54 [2]	2:05.37 [3]	1:53.12 [4]	1:40.07 [4]	1:26.24 [4]	1:12.60 [4]	0:59.38 [4]	0:34.26 -3		
		Bella Youngberry		400m	400m	(0:15.17)	(0:12.25)	(0:13.05)	(0:13.83)	(0:13.64)	(0:13.22)	(0:12.96)			
3	5	TENNESSEE WHISKEY	1	65.0	0:11.30	2:20.60 [3]	2:05.59 [2]	1:53.50 [1]	1:40.53 [1]	1:26.75 [1]	1:13.07 [1]	0:59.82 [1]	0:34.57 -9		
		Ashvin Goindasamy		600m	600m	(0:15.01)	(0:12.09)	(0:12.97)	(0:13.78)	(0:13.68)	(0:13.25)	(0:12.98)			
4	4	THE CLAIMANT	6	65.1	0:11.32	2:20.76 [4]	2:05.76 [1]	1:53.58 [2]	1:40.60 [2]	1:26.70 [2]	1:13.08 [2]	0:59.86 [2]	0:34.67 -11		
		Ron Stewart		400m	600m	(0:15.00)	(0:12.18)	(0:12.98)	(0:13.90)	(0:13.62)	(0:13.22)	(0:12.94)			
5	6	GOING TO THE SUN	3	65.0	0:11.37	2:21.10 [5]	2:05.69 [5]	1:53.45 [5]	1:40.40 [5]	1:26.72 [5]	1:13.07 [5]	0:59.85 [5]	0:34.59 -7		
		Madeleine Wishart		600m	600m	(0:15.41)	(0:12.24)	(0:13.05)	(0:13.68)	(0:13.65)	(0:13.22)	(0:12.98)			
6	7	PLANNED ENCOUNTER	2	64.5	0:11.44	2:21.13 [6]	2:05.75 [4]	1:53.72 [3]	1:40.76 [3]	1:27.01 [3]	1:13.37 [3]	1:00.12 [3]	0:34.88 -8		
		Karl Zechner		600m	400m	(0:15.38)	(0:12.03)	(0:12.96)	(0:13.75)	(0:13.64)	(0:13.25)	(0:12.95)			

Scratched: Watermelon (#2)



Aquis Park Gold Coast Professional
Race 1: VEOLIA SUSTAINABILITY SERVICES BENCHMARK 65 Handicap
- 2210m

04 October 2025 - 13:04



Track Rating: Good 4, Weather: Fine, Rail Position: +2m Entire

Section						800m	600m	400m	200m			Last 600m
Field Times						0:46.71 (0:12.27)	0:34.44 (0:11.29)	0:23.15 (0:11.37)	0:11.78 (0:11.78)			0:34.44
Rank	TAB	Horse/Jockey	Barrier	Top Speed [km/h]	Fastest Section					Margin	Distance Travelled [m]	
1	3	PUNJABI LANDING	4	67.0	0:11.04	0:46.17 [6]	0:34.19 [4]	0:23.15 [1]	0:11.78 [1]	2:20.47	0:34.19	
		Dylan Turner		600m	600m	(0:11.98)	(0:11.04)	(0:11.37)	(0:11.78)			
2	1	JUSTICE SERVED	5	65.6	0:11.17	0:46.42 [4]	0:34.26 [5]	0:22.73 [5]	0:11.56 [4]	0.4L	0:34.26 -3	
		Bella Youngberry		400m	400m	(0:12.16)	(0:11.53)	(0:11.17)	(0:11.56)			
3	5	TENNESSEE WHISKEY	1	65.0	0:11.30	0:46.84 [1]	0:34.57 [1]	0:23.27 [2]	0:11.86 [2]	0.6L	0:34.57 -9	
		Ashvin Goindasamy		600m	600m	(0:12.27)	(0:11.30)	(0:11.41)	(0:11.86)			
4	4	THE CLAIMANT	6	65.1	0:11.32	0:46.92 [2]	0:34.67 [2]	0:23.35 [3]	0:11.93 [3]	1.4L	0:34.67 -11	
		Ron Stewart		400m	600m	(0:12.25)	(0:11.32)	(0:11.42)	(0:11.93)			
5	6	GOING TO THE SUN	3	65.0	0:11.37	0:46.87 [5]	0:34.59 [6]	0:23.22 [6]	0:11.81 [6]	3.2L	0:34.59 -7	
		Madeleine Wishart		600m	600m	(0:12.28)	(0:11.37)	(0:11.41)	(0:11.81)			
6	7	PLANNED ENCOUNTER	2	64.5	0:11.44	0:47.17 [3]	0:34.88 [3]	0:23.41 [4]	0:11.97 [5]	3.3L	0:34.88 -8	
		Karl Zechner		600m	400m	(0:12.29)	(0:11.47)	(0:11.44)	(0:11.97)			

Scratched: Watermelon (#2)



Horse/Jockey Name	Punjabi Landing
Final Rank	1
Fastest Section Time (Section)	0:11.04 (600m)
Top Speed [km/h] (Section)	67.0 (600m)
Race State	Finished



Aquis Park Gold CoastProfessional

Race 1: VEOLIA SUSTAINABILITY SERVICES BENCHMARK 65

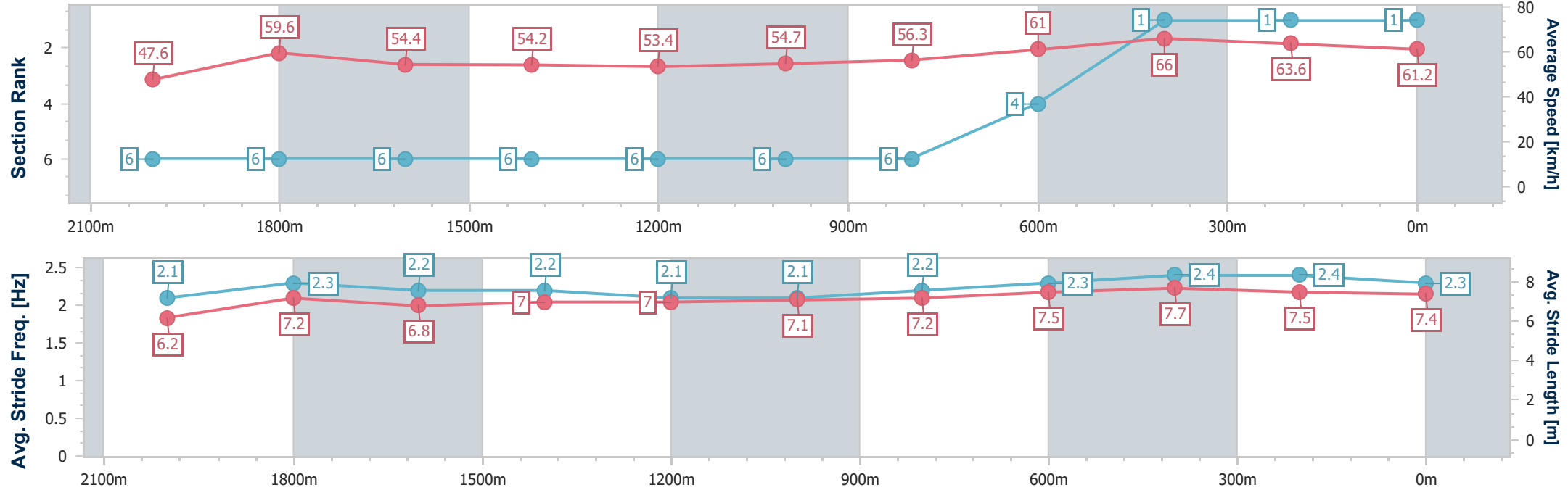
Handicap - 2210m

04 October 2025 - 13:04

Track Rating: Good 4, Weather: Fine, Rail Position: +2m Entire

AQUIS PARK
HOME OF THE GOLD COAST
TRIP CLUB & SPORT CENTRE

Section	Overall	2000m	1800m	1600m	1400m	1200m	1000m	800m	600m	400m	200m		
Section Times	2:20.47 [1] (0:15.92)	2:04.55 [6] (0:12.06)	1:52.49 [6] (0:13.19)	1:39.30 [6] (0:13.44)	1:25.86 [6] (0:13.57)	1:12.29 [6] (0:13.16)	0:59.13 [6] (0:12.96)	0:46.17 [6] (0:11.98)	0:34.19 [4] (0:11.04)	0:23.15 [1] (0:11.37)	0:11.78 [1] (0:11.78)		
Average Speed [km/h]	47.6	59.6	54.4	54.2	53.4	54.7	56.3	61.0	66.0	63.6	61.2		
Top Speed [km/h]	61.6	61.2	57.9	56.0	54.7	55.2	58.0	65.5	67.0	64.3	62.4		
Avg. Dist. to Rail [m]	2.5	0.3	0.8	2.2	2.2	2.8	2.7	3.6	2.2	5.0	7.8		
Avg. Stride Freq. [Hz]	2.1	2.3	2.2	2.2	2.1	2.1	2.2	2.3	2.4	2.4	2.3		
Avg. Stride Length [m]	6.2	7.2	6.8	7.0	7.0	7.1	7.2	7.5	7.7	7.5	7.4		



[] Ranking at each section and finish
- - - - - No data available at this section
NA No data available



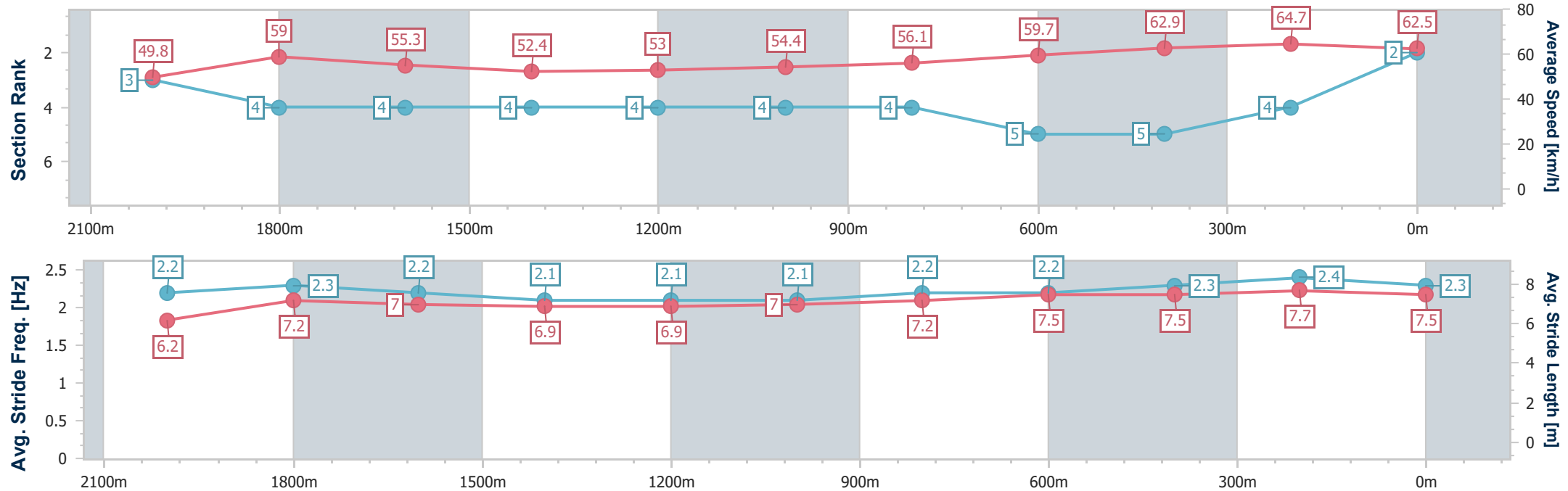
Horse/Jockey Name	Justice Served
Final Rank	2
Fastest Section Time (Section)	0:11.17 (400m)
Top Speed [km/h] (Section)	65.6 (400m)
Race State	Finished



Aquis Park Gold CoastProfessional
Race 1: VEOLIA SUSTAINABILITY SERVICES BENCHMARK 65
Handicap - 2210m
04 October 2025 - 13:04
Track Rating: Good 4, Weather: Fine, Rail Position: +2m Entire



Section	Overall	2000m	1800m	1600m	1400m	1200m	1000m	800m	600m	400m	200m		
Section Times	2:20.54 [2] (0:15.17)	2:05.37 [3] (0:12.25)	1:53.12 [4] (0:13.05)	1:40.07 [4] (0:13.83)	1:26.24 [4] (0:13.64)	1:12.60 [4] (0:13.22)	0:59.38 [4] (0:12.96)	0:46.42 [4] (0:12.16)	0:34.26 [5] (0:11.53)	0:22.73 [5] (0:11.17)	0:11.56 [4] (0:11.56)		
Average Speed [km/h]	49.8	59.0	55.3	52.4	53.0	54.4	56.1	59.7	62.9	64.7	62.5		
Top Speed [km/h]	60.5	60.6	56.5	54.7	54.7	54.9	57.7	62.3	65.3	65.6	63.8		
Avg. Dist. to Rail [m]	3.5	1.1	0.6	1.4	2.0	2.3	1.8	1.8	1.9	5.0	7.3		
Avg. Stride Freq. [Hz]	2.2	2.3	2.2	2.1	2.1	2.1	2.2	2.2	2.3	2.4	2.3		
Avg. Stride Length [m]	6.2	7.2	7.0	6.9	6.9	7.0	7.2	7.5	7.5	7.7	7.5		



- [] Ranking at each section and finish
- .-.-.- No data available at this section
- NA No data available



Horse/Jockey Name	Tennessee Whiskey
Final Rank	3
Fastest Section Time (Section)	0:11.30 (600m)
Top Speed [km/h] (Section)	65.0 (600m)
Race State	Finished



Aquis Park Gold CoastProfessional

Race 1: VEOLIA SUSTAINABILITY SERVICES BENCHMARK 65

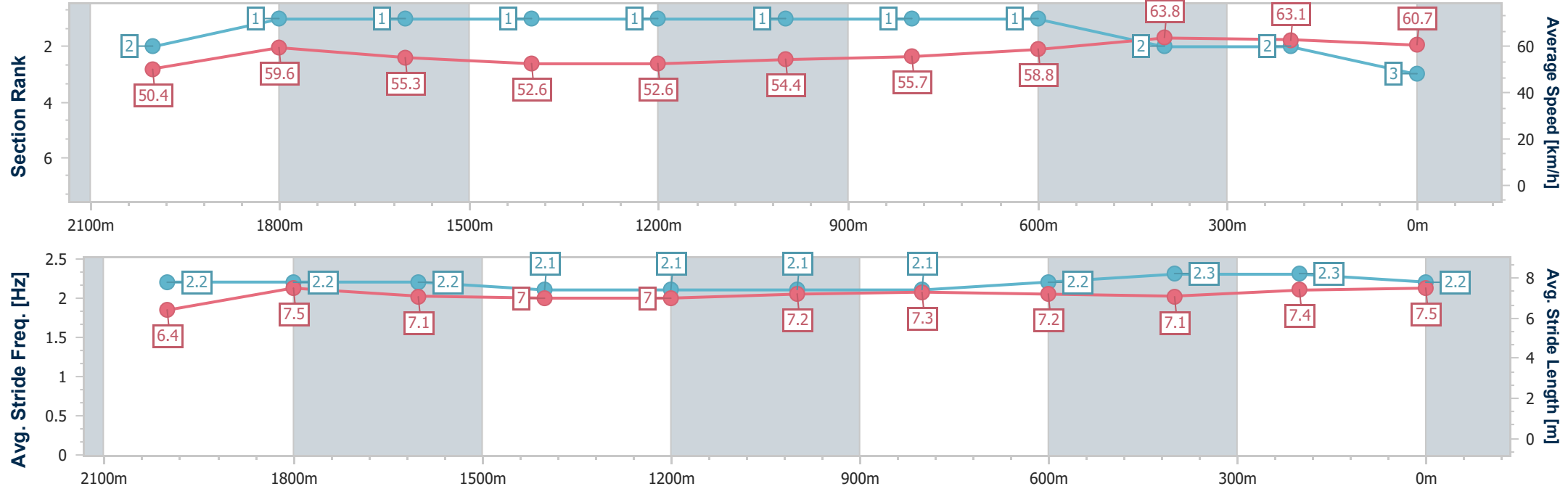
Handicap - 2210m

04 October 2025 - 13:04

Track Rating: Good 4, Weather: Fine, Rail Position: +2m Entire



Section	Overall	2000m	1800m	1600m	1400m	1200m	1000m	800m	600m	400m	200m		
Section Times	2:20.60 [3] (0:15.01)	2:05.59 [2] (0:12.09)	1:53.50 [1] (0:12.97)	1:40.53 [1] (0:13.78)	1:26.75 [1] (0:13.68)	1:13.07 [1] (0:13.25)	0:59.82 [1] (0:12.98)	0:46.84 [1] (0:12.27)	0:34.57 [1] (0:11.30)	0:23.27 [2] (0:11.41)	0:11.86 [2] (0:11.86)		
Average Speed [km/h]	50.4	59.6	55.3	52.6	52.6	54.4	55.7	58.8	63.8	63.1	60.7		
Top Speed [km/h]	61.0	61.1	57.6	54.4	54.6	54.8	57.6	60.9	65.0	63.7	62.2		
Avg. Dist. to Rail [m]	1.2	0.3	0.3	1.0	1.1	1.2	1.0	1.0	0.6	2.1	4.1		
Avg. Stride Freq. [Hz]	2.2	2.2	2.2	2.1	2.1	2.1	2.1	2.2	2.3	2.3	2.2		
Avg. Stride Length [m]	6.4	7.5	7.1	7.0	7.0	7.2	7.3	7.2	7.1	7.4	7.5		



[] Ranking at each section and finish
-.-.- No data available at this section
NA No data available



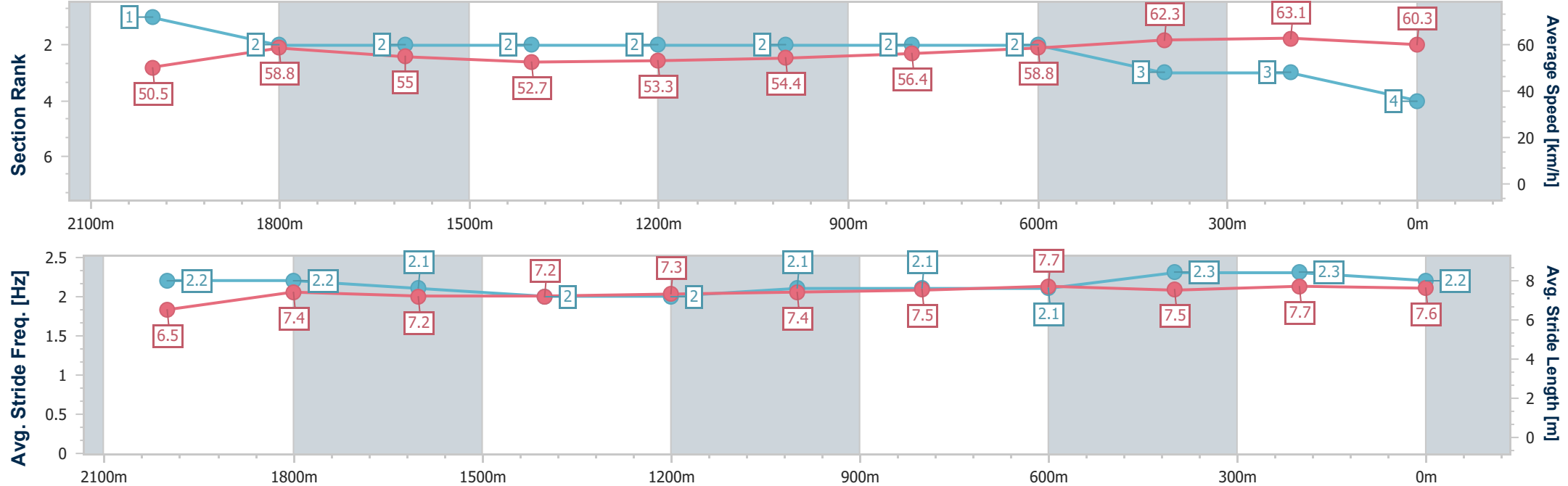
Horse/Jockey Name	The Claimant
Final Rank	4
Fastest Section Time (Section)	0:11.32 (600m)
Top Speed [km/h] (Section)	65.1 (400m)
Race State	Finished



Aquis Park Gold CoastProfessional
Race 1: VEOLIA SUSTAINABILITY SERVICES BENCHMARK 65
Handicap - 2210m
04 October 2025 - 13:04
Track Rating: Good 4, Weather: Fine, Rail Position: +2m Entire



Section	Overall	2000m	1800m	1600m	1400m	1200m	1000m	800m	600m	400m	200m		
Section Times	2:20.76 [4] (0:15.00)	2:05.76 [1] (0:12.18)	1:53.58 [2] (0:12.98)	1:40.60 [2] (0:13.90)	1:26.70 [2] (0:13.62)	1:13.08 [2] (0:13.22)	0:59.86 [2] (0:12.94)	0:46.92 [2] (0:12.25)	0:34.67 [2] (0:11.32)	0:23.35 [3] (0:11.42)	0:11.93 [3] (0:11.93)		
Average Speed [km/h]	50.5	58.8	55.0	52.7	53.3	54.4	56.4	58.8	62.3	63.1	60.3		
Top Speed [km/h]	58.3	61.1	59.8	55.9	54.2	55.2	57.3	60.2	64.9	65.1	63.8		
Avg. Dist. to Rail [m]	5.5	1.7	0.7	2.3	2.1	2.2	1.8	2.1	1.2	2.8	4.6		
Avg. Stride Freq. [Hz]	2.2	2.2	2.1	2.0	2.0	2.1	2.1	2.1	2.3	2.3	2.2		
Avg. Stride Length [m]	6.5	7.4	7.2	7.2	7.3	7.4	7.5	7.7	7.5	7.7	7.6		



[] Ranking at each section and finish
- - - - No data available at this section
NA No data available



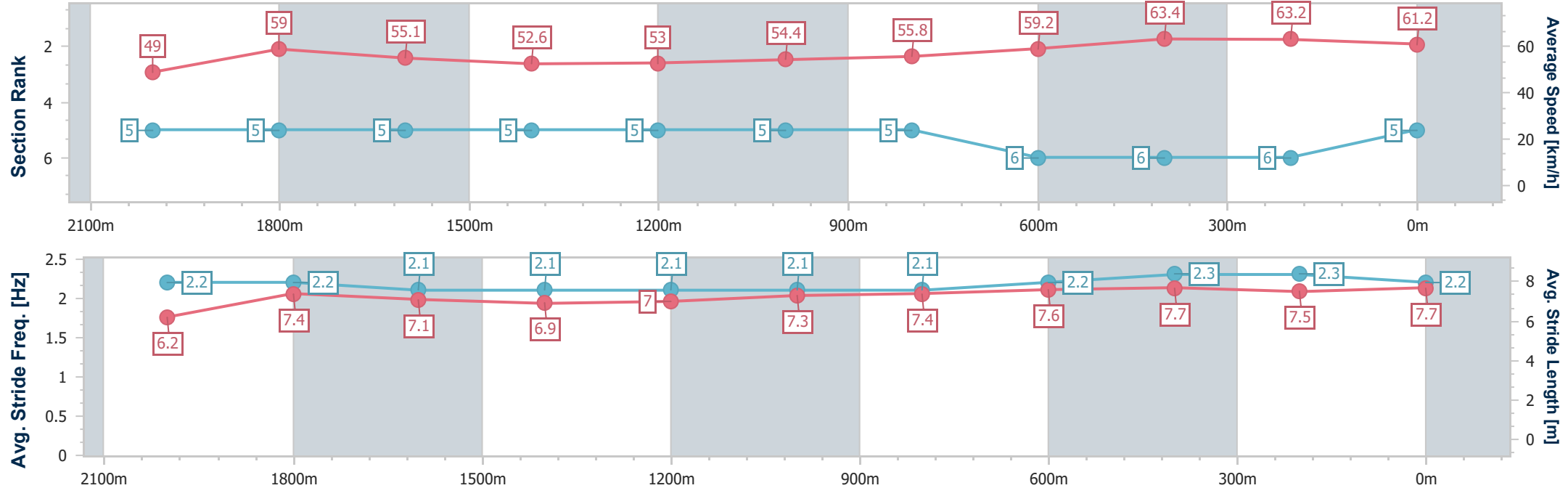
Horse/Jockey Name	Going To The Sun
Final Rank	5
Fastest Section Time (Section)	0:11.37 (600m)
Top Speed [km/h] (Section)	65.0 (600m)
Race State	Finished



Aquis Park Gold CoastProfessional
Race 1: VEOLIA SUSTAINABILITY SERVICES BENCHMARK 65
Handicap - 2210m
04 October 2025 - 13:04
Track Rating: Good 4, Weather: Fine, Rail Position: +2m Entire



Section	Overall	2000m	1800m	1600m	1400m	1200m	1000m	800m	600m	400m	200m		
Section Times	2:21.10 [5] (0:15.41)	2:05.69 [5] (0:12.24)	1:53.45 [5] (0:13.05)	1:40.40 [5] (0:13.68)	1:26.72 [5] (0:13.65)	1:13.07 [5] (0:13.22)	0:59.85 [5] (0:12.98)	0:46.87 [5] (0:12.28)	0:34.59 [6] (0:11.37)	0:23.22 [6] (0:11.41)	0:11.81 [6] (0:11.81)		
Average Speed [km/h]	49.0	59.0	55.1	52.6	53.0	54.4	55.8	59.2	63.4	63.2	61.2		
Top Speed [km/h]	59.8	60.4	56.6	55.3	54.1	55.1	57.8	61.1	65.0	63.9	62.8		
Avg. Dist. to Rail [m]	2.2	0.6	0.3	0.8	1.3	1.4	1.6	2.0	0.7	0.8	0.9		
Avg. Stride Freq. [Hz]	2.2	2.2	2.1	2.1	2.1	2.1	2.1	2.2	2.3	2.3	2.2		
Avg. Stride Length [m]	6.2	7.4	7.1	6.9	7.0	7.3	7.4	7.6	7.7	7.5	7.7		



[] Ranking at each section and finish
- - - - No data available at this section
NA No data available

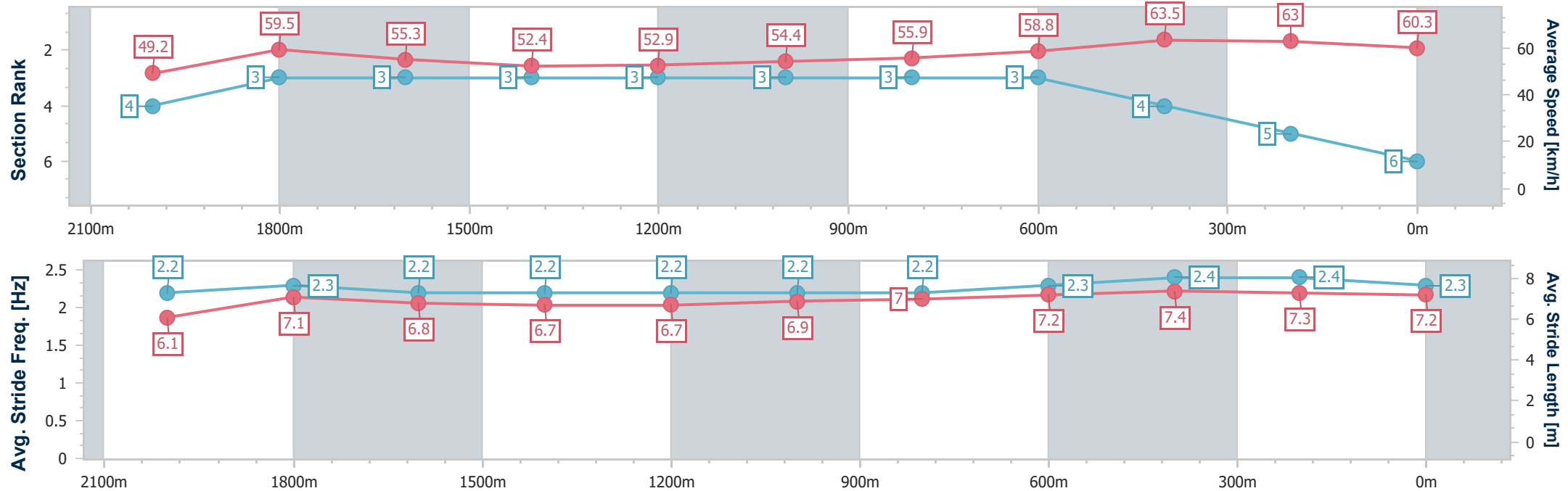


Horse/Jockey Name	Planned Encounter
Final Rank	6
Fastest Section Time (Section)	0:11.44 (400m)
Top Speed [km/h] (Section)	64.5 (600m)
Race State	Finished



Aquis Park Gold CoastProfessional
Race 1: VEOLIA SUSTAINABILITY SERVICES BENCHMARK 65 AQUIS PARK
Handicap - 2210m
04 October 2025 - 13:04
Track Rating: Good 4, Weather: Fine, Rail Position: +2m Entire

Section	Overall	2000m	1800m	1600m	1400m	1200m	1000m	800m	600m	400m	200m		
Section Times	2:21.13 [6] (0:15.38)	2:05.75 [4] (0:12.03)	1:53.72 [3] (0:12.96)	1:40.76 [3] (0:13.75)	1:27.01 [3] (0:13.64)	1:13.37 [3] (0:13.25)	1:00.12 [3] (0:12.95)	0:47.17 [3] (0:12.29)	0:34.88 [3] (0:11.47)	0:23.41 [4] (0:11.44)	0:11.97 [5] (0:11.97)		
Average Speed [km/h]	49.2	59.5	55.3	52.4	52.9	54.4	55.9	58.8	63.5	63.0	60.3		
Top Speed [km/h]	61.6	61.7	57.1	54.4	54.6	54.7	56.9	60.9	64.5	64.3	62.2		
Avg. Dist. to Rail [m]	1.6	0.6	0.8	0.8	1.0	1.2	0.9	1.9	1.6	3.5	2.9		
Avg. Stride Freq. [Hz]	2.2	2.3	2.2	2.2	2.2	2.2	2.2	2.3	2.4	2.4	2.3		
Avg. Stride Length [m]	6.1	7.1	6.8	6.7	6.7	6.9	7.0	7.2	7.4	7.3	7.2		





Aquis Park Gold Coast Professional
Race 2: VEOLIA GREEN Maiden Plate - 1710m
04 October 2025 - 13:39



Track Rating: Good 4, Weather: Fine, Rail Position: +2m Entire

Section					Overall	1600m	1400m	1200m	1000m	800m	600m	Last 600m		
Field Times					1:44.42 (0:08.75)	1:35.67 (0:11.85)	1:23.82 (0:11.76)	1:12.06 (0:12.02)	1:00.04 (0:12.17)	0:47.87 (0:12.07)	0:35.80 (0:11.94)	0:35.80		
Rank	TAB	Horse/Jockey	Barrier	Top Speed [km/h]	Fastest Section									Distance Travelled [m]
1	5	CAVARETTA	8	65.1	0:09.38	1:44.42 [1]	1:35.04 [9]	1:22.79 [10]	1:10.68 [10]	0:58.85 [10]	0:46.60 [10]	0:34.67 [10]	0:34.67	
		Brandon Lerena		600m	Overall	(0:09.38)	(0:12.25)	(0:12.11)	(0:11.83)	(0:12.25)	(0:11.93)	(0:11.55)		
2	7	STOICISM	4	64.5	0:09.19	1:44.48 [2]	1:35.29 [8]	1:23.08 [8]	1:11.13 [8]	0:59.24 [7]	0:46.99 [8]	0:35.11 [7]	0:35.11 +7	
		Dylan Turner		1200m	Overall	(0:09.19)	(0:12.21)	(0:11.95)	(0:11.89)	(0:12.25)	(0:11.88)	(0:11.65)		
3	6	EFFIE'S JOY	1	64.0	0:09.14	1:44.62 [3]	1:35.48 [6]	1:23.54 [6]	1:11.46 [7]	0:59.36 [8]	0:47.17 [7]	0:35.24 [8]	0:35.24 +2	
		Chelsea Baker		600m	Overall	(0:09.14)	(0:11.94)	(0:12.08)	(0:12.10)	(0:12.19)	(0:11.93)	(0:11.70)		
4	9	RULE MAKER	10	64.5	0:08.82	1:44.63 [4]	1:35.81 [2]	1:23.95 [2]	1:12.27 [1]	1:00.25 [1]	0:48.08 [1]	0:36.01 [1]	0:36.01 -3	
		Jai Williams		1600m	Overall	(0:08.82)	(0:11.86)	(0:11.68)	(0:12.02)	(0:12.17)	(0:12.07)	(0:11.94)		
5	2	LAUNCHER	3	63.6	0:09.17	1:44.70 [5]	1:35.53 [7]	1:23.54 [7]	1:11.77 [6]	0:59.66 [6]	0:47.47 [5]	0:35.61 [5]	0:35.61 +7	
		Karl Zechner		1400m	Overall	(0:09.17)	(0:11.99)	(0:11.77)	(0:12.11)	(0:12.19)	(0:11.86)	(0:11.70)		
6	4	ARTISTIC TOUCH	2	63.0	0:08.87	1:45.07 [6]	1:36.20 [3]	1:24.22 [3]	1:12.22 [5]	1:00.10 [5]	0:47.79 [6]	0:35.85 [6]	0:35.85 +4	
		Micheal Hellyer		600m	Overall	(0:08.87)	(0:11.98)	(0:12.00)	(0:12.12)	(0:12.31)	(0:11.94)	(0:11.71)		
7	12	I'M ON FIRE	7	63.4	0:08.96	1:45.10 [7]	1:36.14 [4]	1:24.21 [4]	1:12.38 [4]	1:00.35 [4]	0:48.09 [4]	0:36.04 [4]	0:36.04 +4	
		Courtney Bellamy		1400m	Overall	(0:08.96)	(0:11.93)	(0:11.83)	(0:12.03)	(0:12.26)	(0:12.05)	(0:11.80)		
8	11	BARGARA BOUND	6	64.2	0:09.42	1:45.23 [8]	1:35.81 [10]	1:23.81 [9]	1:11.78 [9]	0:59.97 [8]	0:47.66 [9]	0:35.82 [9]	0:35.82 -2	
		Luke Dempsey		1200m	Overall	(0:09.42)	(0:12.00)	(0:12.03)	(0:11.81)	(0:12.31)	(0:11.84)	(0:11.64)		
9	8	THE MESSIAH	9	64.0	0:08.75	1:45.79 [9]	1:37.04 [1]	1:25.19 [1]	1:13.28 [2]	1:01.21 [3]	0:48.99 [3]	0:36.80 [3]	0:36.80 -1	
		Yvette Lewis		1600m	Overall	(0:08.75)	(0:11.85)	(0:11.91)	(0:12.07)	(0:12.22)	(0:12.19)	(0:11.87)		
10	3	VISCOUNT SYDNEY	5	64.2	0:09.09	1:46.08 [10]	1:36.99 [5]	1:25.01 [5]	1:13.44 [3]	1:01.62 [2]	0:49.41 [2]	0:37.33 [2]	0:37.33 +6	
		Dale Smith		1400m	Overall	(0:09.09)	(0:11.98)	(0:11.57)	(0:11.82)	(0:12.21)	(0:12.08)	(0:11.88)		

Scratched: Share Trader (#10), Future Hero (#1)



Aquis Park Gold Coast Professional
Race 2: VEOLIA GREEN Maiden Plate - 1710m
04 October 2025 - 13:39



Track Rating: Good 4, Weather: Fine, Rail Position: +2m Entire

Section						400m	200m			Last 600m		
Field Times						0:23.86 (0:12.04)	0:11.82 (0:11.82)			0:35.80		
Rank	TAB	Horse/Jockey	Barrier	Top Speed [km/h]	Fastest Section			Margin			Distance Travelled [m]	
1	5	CAVARETTA	8	65.1	0:09.38	0:23.12 [10]	0:11.64 [5]	1:44.42			0:34.67	
		Brandon Lerena		600m	Overall	(0:11.48)	(0:11.64)					
2	7	STOICISM	4	64.5	0:09.19	0:23.46 [7]	0:11.77 [3]	0.2L			0:35.11	+7
		Dylan Turner		1200m	Overall	(0:11.69)	(0:11.77)					
3	6	EFFIE'S JOY	1	64.0	0:09.14	0:23.54 [9]	0:11.82 [6]	1L			0:35.24	+2
		Chelsea Baker		600m	Overall	(0:11.72)	(0:11.82)					
4	9	RULE MAKER	10	64.5	0:08.82	0:24.07 [1]	0:12.03 [1]	1.1L			0:36.01	-3
		Jai Williams		1600m	Overall	(0:12.04)	(0:12.03)					
5	2	LAUNCHER	3	63.6	0:09.17	0:23.91 [3]	0:12.02 [2]	1.4L			0:35.61	+7
		Karl Zechner		1400m	Overall	(0:11.89)	(0:12.02)					
6	4	ARTISTIC TOUCH	2	63.0	0:08.87	0:24.14 [6]	0:12.33 [4]	3.4L			0:35.85	+4
		Micheal Hellyer		600m	Overall	(0:11.81)	(0:12.33)					
7	12	I'M ON FIRE	7	63.4	0:08.96	0:24.24 [4]	0:12.11 [8]	3.5L			0:36.04	+4
		Courtney Bellamy		1400m	Overall	(0:12.13)	(0:12.11)					
8	11	BARGARA BOUND	6	64.2	0:09.42	0:24.18 [8]	0:12.18 [10]	4.3L			0:35.82	-2
		Luke Dempsey		1200m	Overall	(0:12.00)	(0:12.18)					
9	8	THE MESSIAH	9	64.0	0:08.75	0:24.93 [5]	0:12.86 [7]	7.6L			0:36.80	-1
		Yvette Lewis		1600m	Overall	(0:12.07)	(0:12.86)					
10	3	VISCOUNT SYDNEY	5	64.2	0:09.09	0:25.45 [2]	0:13.05 [9]	9.1L			0:37.33	+6
		Dale Smith		1400m	Overall	(0:12.40)	(0:13.05)					

Scratched: Share Trader (#10), Future Hero (#1)



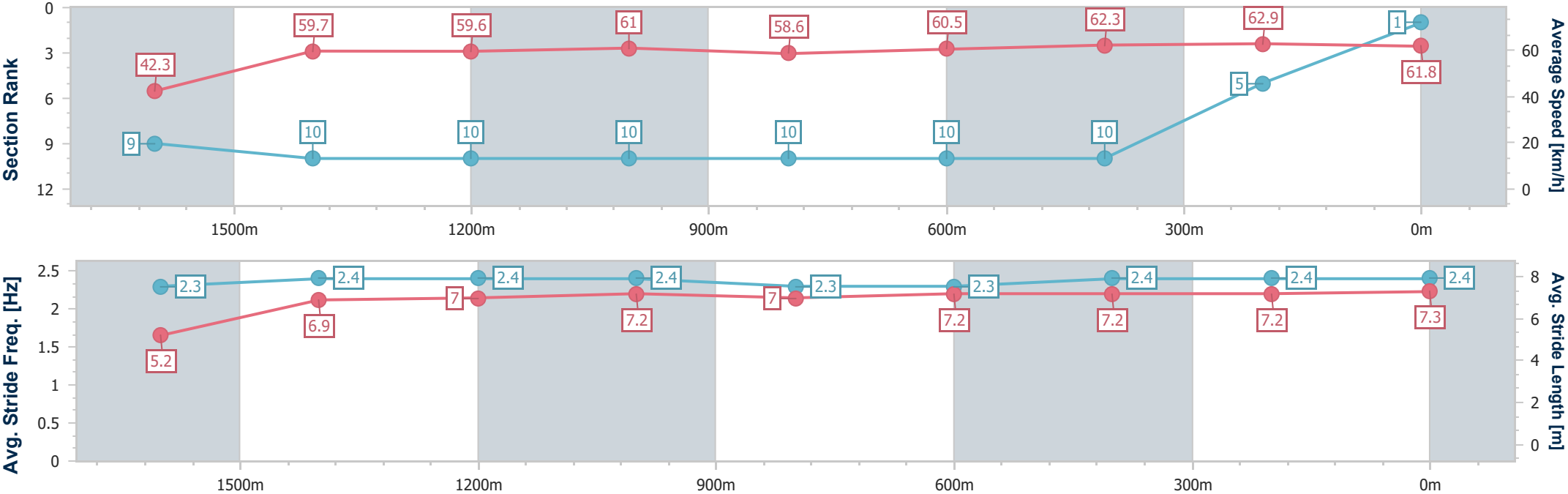
Horse/Jockey Name	Cavaretta
Final Rank	1
Fastest Section Time (Section)	0:09.38 (Overall)
Top Speed [km/h] (Section)	65.1 (600m)
Race State	Finished



Aquis Park Gold CoastProfessional
Race 2: VEOLIA GREEN Maiden Plate - 1710m
04 October 2025 - 13:39
Track Rating: Good 4, Weather: Fine, Rail Position: +2m Entire



Section	Overall	1600m	1400m	1200m	1000m	800m	600m	400m	200m				
Section Times	1:44.42 [1] (0:09.38)	1:35.04 [9] (0:12.25)	1:22.79 [10] (0:12.11)	1:10.68 [10] (0:11.83)	0:58.85 [10] (0:12.25)	0:46.60 [10] (0:11.93)	0:34.67 [10] (0:11.55)	0:23.12 [10] (0:11.48)	0:11.64 [5] (0:11.64)				
Average Speed [km/h]	42.3	59.7	59.6	61.0	58.6	60.5	62.3	62.9	61.8				
Top Speed [km/h]	57.4	62.5	64.6	64.9	59.5	61.9	65.1	64.2	63.3				
Avg. Dist. to Rail [m]	7.1	3.0	1.4	1.2	0.4	1.1	0.5	0.5	1.4				
Avg. Stride Freq. [Hz]	2.3	2.4	2.4	2.4	2.3	2.3	2.4	2.4	2.4				
Avg. Stride Length [m]	5.2	6.9	7.0	7.2	7.0	7.2	7.2	7.2	7.3				





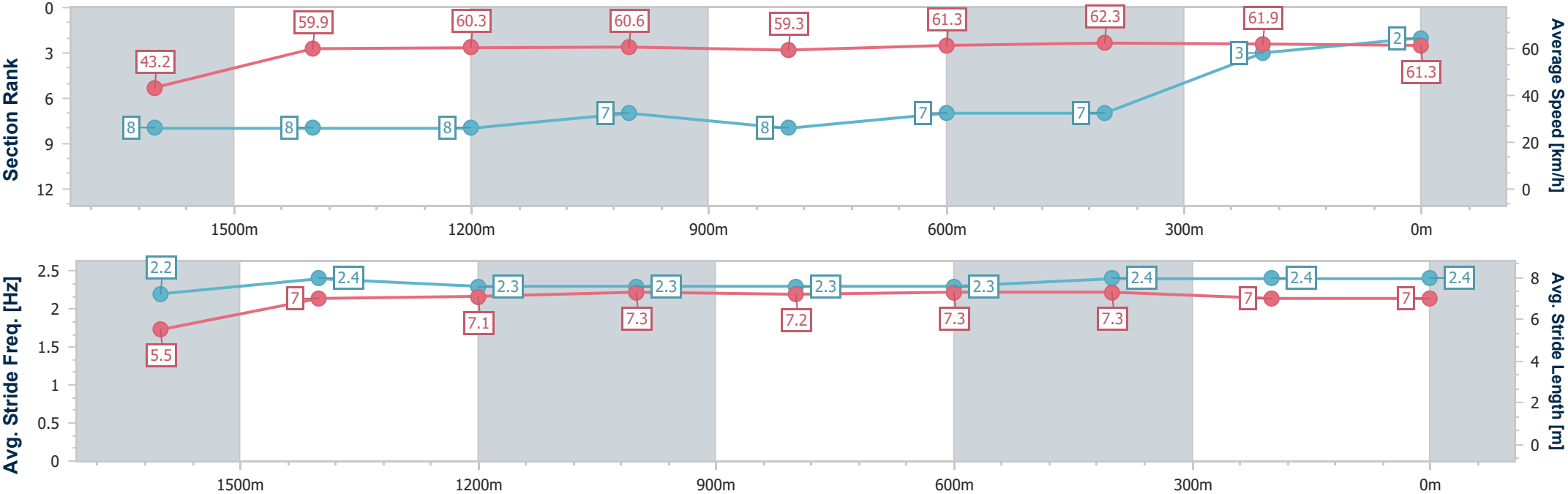
Horse/Jockey Name	Stoicism
Final Rank	2
Fastest Section Time (Section)	0:09.19 (Overall)
Top Speed [km/h] (Section)	64.5 (1200m)
Race State	Finished



Aquis Park Gold CoastProfessional
Race 2: VEOLIA GREEN Maiden Plate - 1710m
04 October 2025 - 13:39
Track Rating: Good 4, Weather: Fine, Rail Position: +2m Entire



Section	Overall	1600m	1400m	1200m	1000m	800m	600m	400m	200m				
Section Times	1:44.48 [2] (0:09.19)	1:35.29 [8] (0:12.21)	1:23.08 [8] (0:11.95)	1:11.13 [8] (0:11.89)	0:59.24 [7] (0:12.25)	0:46.99 [8] (0:11.88)	0:35.11 [7] (0:11.65)	0:23.46 [7] (0:11.69)	0:11.77 [3] (0:11.77)				
Average Speed [km/h]	43.2	59.9	60.3	60.6	59.3	61.3	62.3	61.9	61.3				
Top Speed [km/h]	60.2	60.9	64.4	64.5	60.4	63.2	63.8	62.7	62.3				
Avg. Dist. to Rail [m]	3.8	2.7	2.1	2.5	2.2	2.3	2.2	5.2	6.0				
Avg. Stride Freq. [Hz]	2.2	2.4	2.3	2.3	2.3	2.3	2.4	2.4	2.4				
Avg. Stride Length [m]	5.5	7.0	7.1	7.3	7.2	7.3	7.3	7.0	7.0				



[] Ranking at each section and finish
-.-.- No data available at this section
NA No data available



Horse/Jockey Name	Effie's Joy
Final Rank	3
Fastest Section Time (Section)	0:09.14 (Overall)
Top Speed [km/h] (Section)	64.0 (600m)
Race State	Finished



Aquis Park Gold CoastProfessional

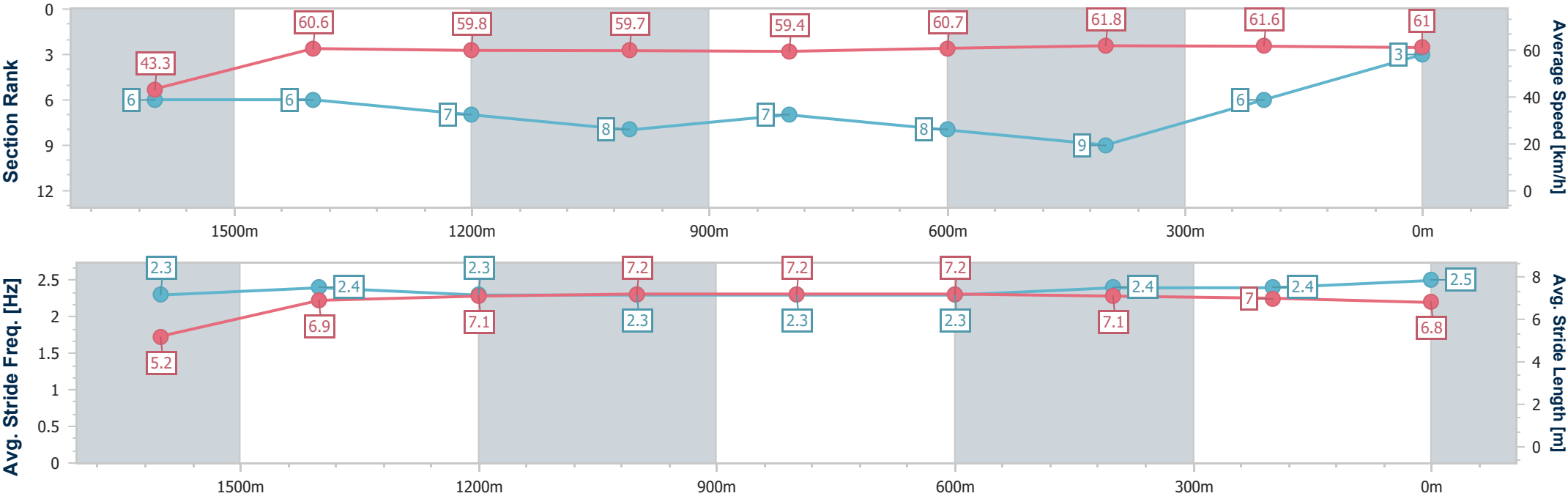
Race 2: VEOLIA GREEN Maiden Plate - 1710m



04 October 2025 - 13:39

Track Rating: Good 4, Weather: Fine, Rail Position: +2m Entire

Section	Overall	1600m	1400m	1200m	1000m	800m	600m	400m	200m				
Section Times	1:44.62 [3] (0:09.14)	1:35.48 [6] (0:11.94)	1:23.54 [6] (0:12.08)	1:11.46 [7] (0:12.10)	0:59.36 [8] (0:12.19)	0:47.17 [7] (0:11.93)	0:35.24 [8] (0:11.70)	0:23.54 [9] (0:11.72)	0:11.82 [6] (0:11.82)				
Average Speed [km/h]	43.3	60.6	59.8	59.7	59.4	60.7	61.8	61.6	61.0				
Top Speed [km/h]	61.2	62.0	63.2	62.5	60.2	61.9	64.0	63.8	62.6				
Avg. Dist. to Rail [m]	1.0	1.2	1.3	1.7	1.2	1.8	1.0	4.7	8.7				
Avg. Stride Freq. [Hz]	2.3	2.4	2.3	2.3	2.3	2.3	2.4	2.4	2.5				
Avg. Stride Length [m]	5.2	6.9	7.1	7.2	7.2	7.2	7.1	7.0	6.8				





Horse/Jockey Name	Rule Maker
Final Rank	4
Fastest Section Time (Section)	0:08.82 (Overall)
Top Speed [km/h] (Section)	64.5 (1600m)
Race State	Finished



Aquis Park Gold CoastProfessional

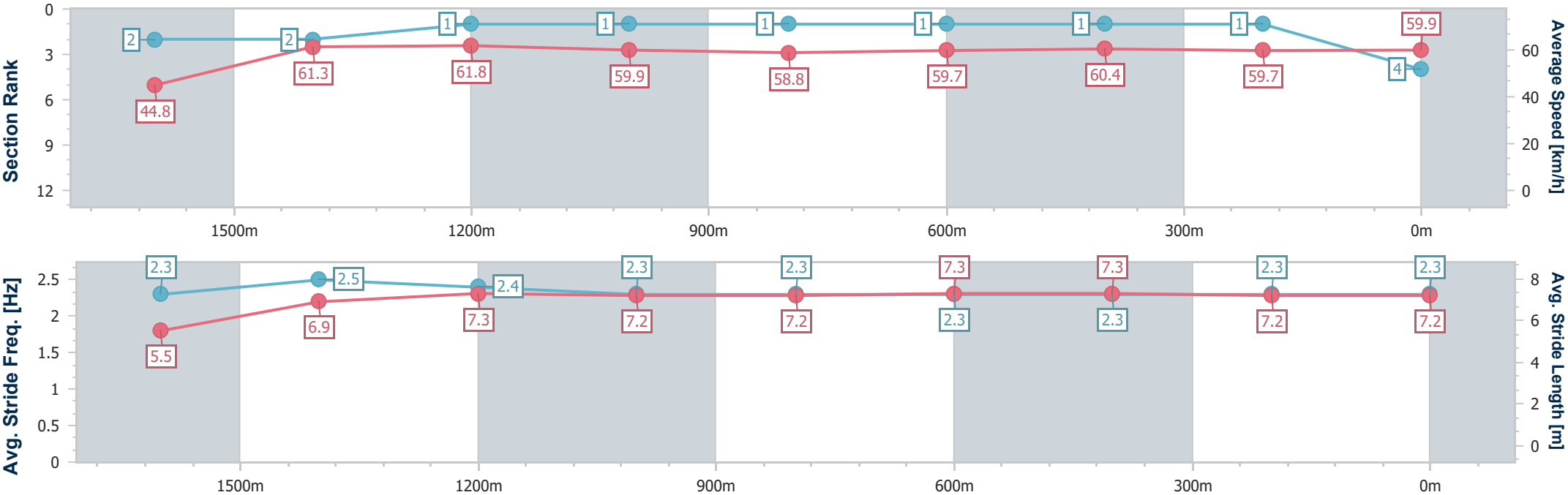
Race 2: VEOLIA GREEN Maiden Plate - 1710m



04 October 2025 - 13:39

Track Rating: Good 4, Weather: Fine, Rail Position: +2m Entire

Section	Overall	1600m	1400m	1200m	1000m	800m	600m	400m	200m				
Section Times	1:44.63 [4] (0:08.82)	1:35.81 [2] (0:11.86)	1:23.95 [2] (0:11.68)	1:12.27 [1] (0:12.02)	1:00.25 [1] (0:12.17)	0:48.08 [1] (0:12.07)	0:36.01 [1] (0:11.94)	0:24.07 [1] (0:12.04)	0:12.03 [1] (0:12.03)				
Average Speed [km/h]	44.8	61.3	61.8	59.9	58.8	59.7	60.4	59.7	59.9				
Top Speed [km/h]	63.3	64.5	63.5	60.8	59.3	61.0	61.7	60.3	60.7				
Avg. Dist. to Rail [m]	8.7	1.7	0.5	0.5	0.9	0.6	0.3	1.3	4.2				
Avg. Stride Freq. [Hz]	2.3	2.5	2.4	2.3	2.3	2.3	2.3	2.3	2.3				
Avg. Stride Length [m]	5.5	6.9	7.3	7.2	7.2	7.3	7.3	7.2	7.2				





Horse/Jockey Name	Launcher
Final Rank	5
Fastest Section Time (Section)	0:09.17 (Overall)
Top Speed [km/h] (Section)	63.6 (1400m)
Race State	Finished



Aquis Park Gold CoastProfessional

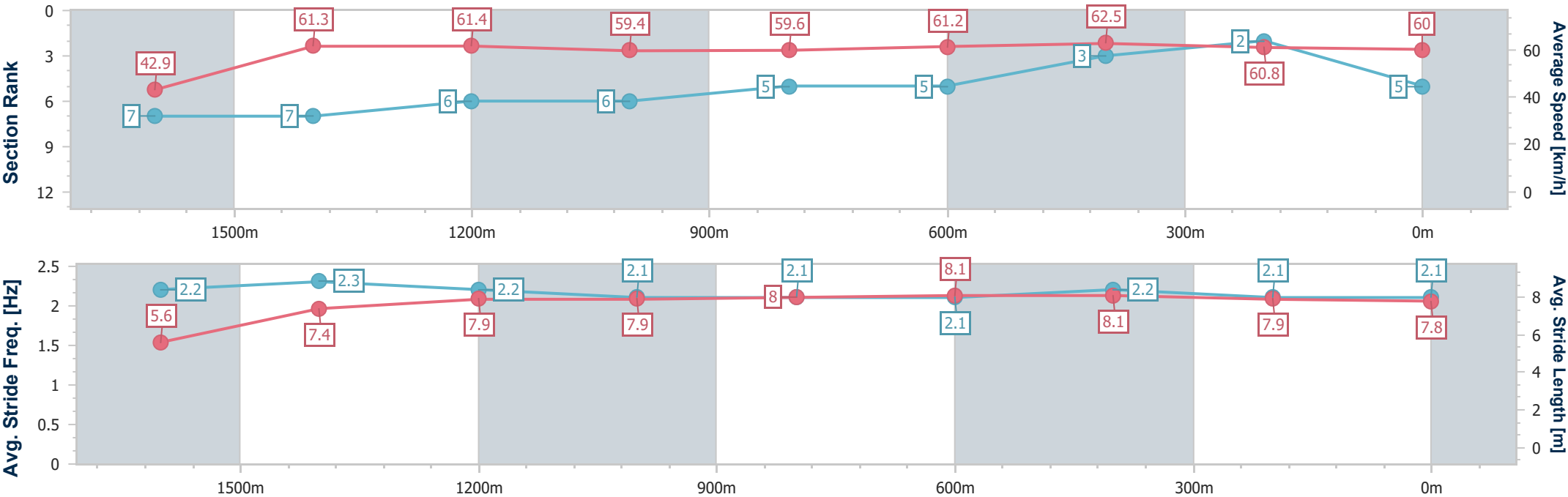
Race 2: VEOLIA GREEN Maiden Plate - 1710m



04 October 2025 - 13:39

Track Rating: Good 4, Weather: Fine, Rail Position: +2m Entire

Section	Overall	1600m	1400m	1200m	1000m	800m	600m	400m	200m				
Section Times	1:44.70 [5] (0:09.17)	1:35.53 [7] (0:11.99)	1:23.54 [7] (0:11.77)	1:11.77 [6] (0:12.11)	0:59.66 [6] (0:12.19)	0:47.47 [5] (0:11.86)	0:35.61 [5] (0:11.70)	0:23.91 [3] (0:11.89)	0:12.02 [2] (0:12.02)				
Average Speed [km/h]	42.9	61.3	61.4	59.4	59.6	61.2	62.5	60.8	60.0				
Top Speed [km/h]	62.1	62.5	63.6	61.4	61.0	62.9	63.4	61.6	61.0				
Avg. Dist. to Rail [m]	2.9	2.9	2.9	2.9	1.7	1.9	2.5	3.9	5.4				
Avg. Stride Freq. [Hz]	2.2	2.3	2.2	2.1	2.1	2.1	2.2	2.1	2.1				
Avg. Stride Length [m]	5.6	7.4	7.9	7.9	8.0	8.1	8.1	7.9	7.8				





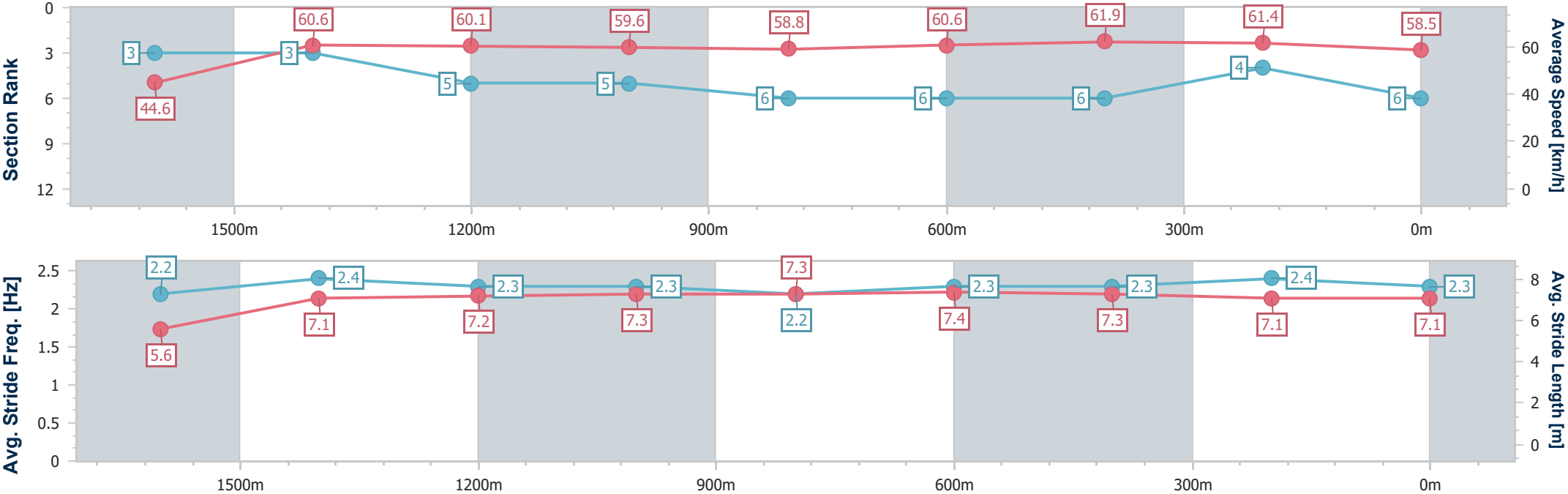
Horse/Jockey Name	Artistic Touch
Final Rank	6
Fastest Section Time (Section)	0:08.87 (Overall)
Top Speed [km/h] (Section)	63.0 (600m)
Race State	Finished



Aquis Park Gold CoastProfessional
Race 2: VEOLIA GREEN Maiden Plate - 1710m
04 October 2025 - 13:39
Track Rating: Good 4, Weather: Fine, Rail Position: +2m Entire



Section	Overall	1600m	1400m	1200m	1000m	800m	600m	400m	200m				
Section Times	1:45.07 [6] (0:08.87)	1:36.20 [3] (0:11.98)	1:24.22 [3] (0:12.00)	1:12.22 [5] (0:12.12)	1:00.10 [5] (0:12.31)	0:47.79 [6] (0:11.94)	0:35.85 [6] (0:11.71)	0:24.14 [6] (0:11.81)	0:12.33 [4] (0:12.33)				
Average Speed [km/h]	44.6	60.6	60.1	59.6	58.8	60.6	61.9	61.4	58.5				
Top Speed [km/h]	61.0	61.5	61.6	61.1	60.1	61.2	63.0	62.6	60.6				
Avg. Dist. to Rail [m]	2.6	1.9	1.6	2.1	1.4	1.4	1.4	4.3	6.1				
Avg. Stride Freq. [Hz]	2.2	2.4	2.3	2.3	2.2	2.3	2.3	2.4	2.3				
Avg. Stride Length [m]	5.6	7.1	7.2	7.3	7.3	7.4	7.3	7.1	7.1				





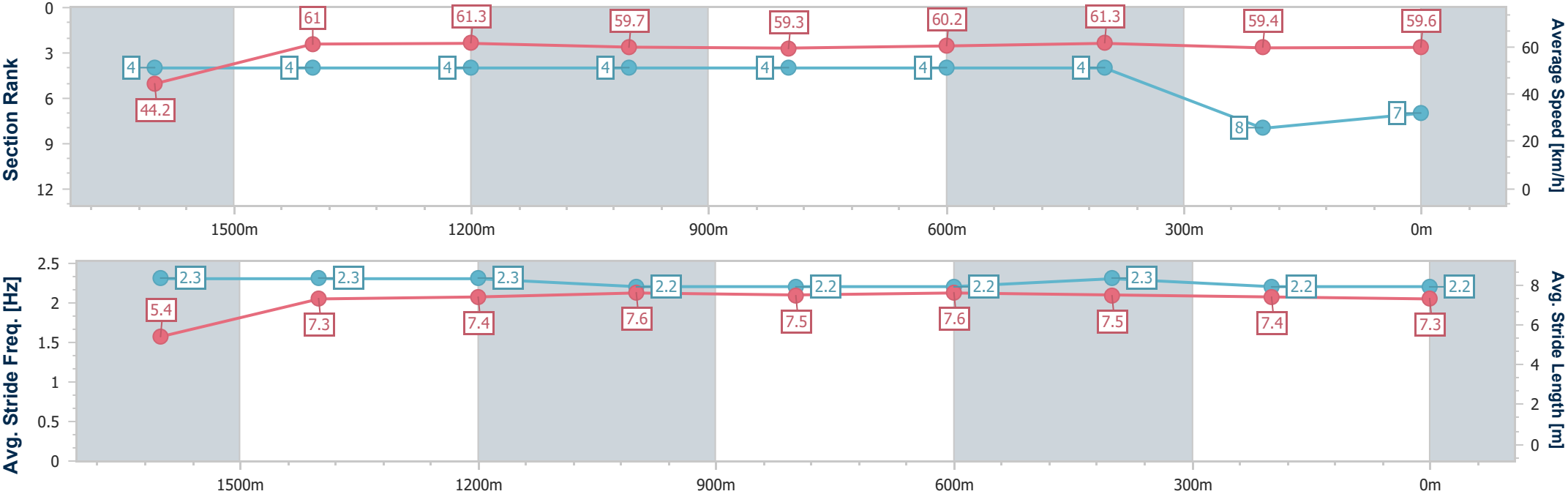
Horse/Jockey Name	I'm On Fire
Final Rank	7
Fastest Section Time (Section)	0:08.96 (Overall)
Top Speed [km/h] (Section)	63.4 (1400m)
Race State	Finished



Aquis Park Gold CoastProfessional
Race 2: VEOLIA GREEN Maiden Plate - 1710m
04 October 2025 - 13:39
Track Rating: Good 4, Weather: Fine, Rail Position: +2m Entire



Section	Overall	1600m	1400m	1200m	1000m	800m	600m	400m	200m				
Section Times	1:45.10 [7] (0:08.96)	1:36.14 [4] (0:11.93)	1:24.21 [4] (0:11.83)	1:12.38 [4] (0:12.03)	1:00.35 [4] (0:12.26)	0:48.09 [4] (0:12.05)	0:36.04 [4] (0:11.80)	0:24.24 [4] (0:12.13)	0:12.11 [8] (0:12.11)				
Average Speed [km/h]	44.2	61.0	61.3	59.7	59.3	60.2	61.3	59.4	59.6				
Top Speed [km/h]	63.1	63.2	63.4	61.6	60.1	61.1	62.6	60.2	60.6				
Avg. Dist. to Rail [m]	5.8	2.8	2.3	2.7	1.9	1.7	0.7	2.6	4.4				
Avg. Stride Freq. [Hz]	2.3	2.3	2.3	2.2	2.2	2.2	2.3	2.2	2.2				
Avg. Stride Length [m]	5.4	7.3	7.4	7.6	7.5	7.6	7.5	7.4	7.3				





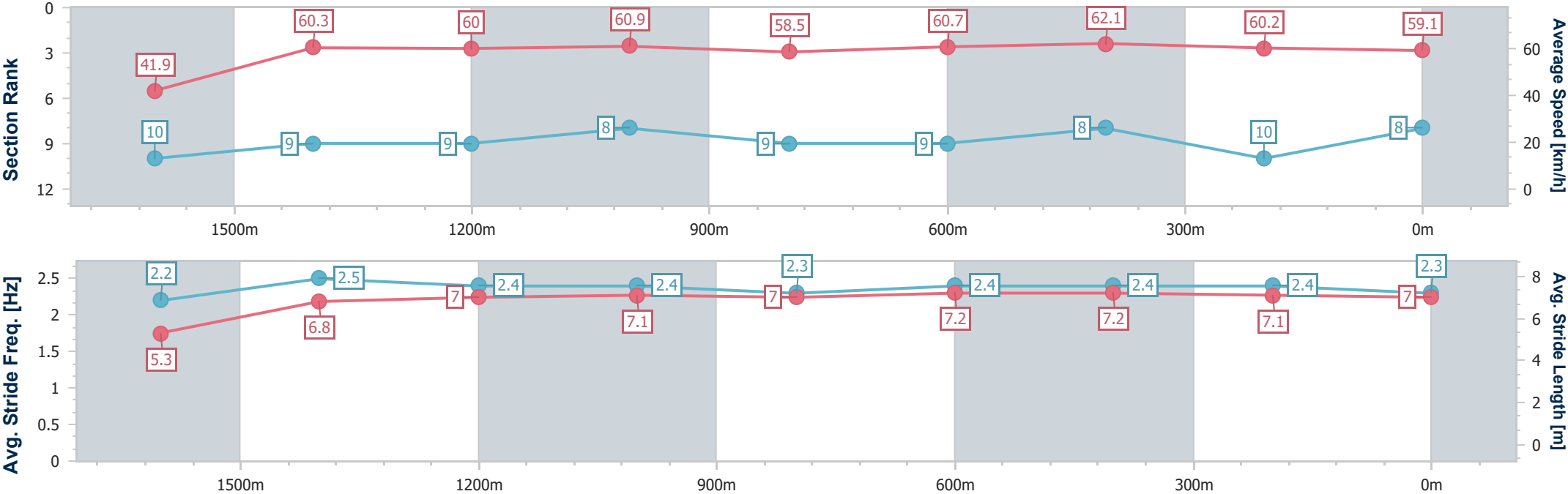
Horse/Jockey Name	Bargara Bound
Final Rank	8
Fastest Section Time (Section)	0:09.42 (Overall)
Top Speed [km/h] (Section)	64.2 (1200m)
Race State	Finished



Aquis Park Gold CoastProfessional
Race 2: VEOLIA GREEN Maiden Plate - 1710m
04 October 2025 - 13:39
Track Rating: Good 4, Weather: Fine, Rail Position: +2m Entire



Section	Overall	1600m	1400m	1200m	1000m	800m	600m	400m	200m				
Section Times	1:45.23 [8] (0:09.42)	1:35.81 [10] (0:12.00)	1:23.81 [9] (0:12.03)	1:11.78 [9] (0:11.81)	0:59.97 [8] (0:12.31)	0:47.66 [9] (0:11.84)	0:35.82 [9] (0:11.64)	0:24.18 [8] (0:12.00)	0:12.18 [10] (0:12.18)				
Average Speed [km/h]	41.9	60.3	60.0	60.9	58.5	60.7	62.1	60.2	59.1				
Top Speed [km/h]	59.8	61.4	63.7	64.2	59.4	61.6	63.0	61.9	59.5				
Avg. Dist. to Rail [m]	4.6	1.1	0.7	0.4	0.3	0.6	0.8	2.5	3.8				
Avg. Stride Freq. [Hz]	2.2	2.5	2.4	2.4	2.3	2.4	2.4	2.4	2.3				
Avg. Stride Length [m]	5.3	6.8	7.0	7.1	7.0	7.2	7.2	7.1	7.0				





Horse/Jockey Name	The Messiah
Final Rank	9
Fastest Section Time (Section)	0:08.75 (Overall)
Top Speed [km/h] (Section)	64.0 (1600m)
Race State	Finished



Aquis Park Gold CoastProfessional

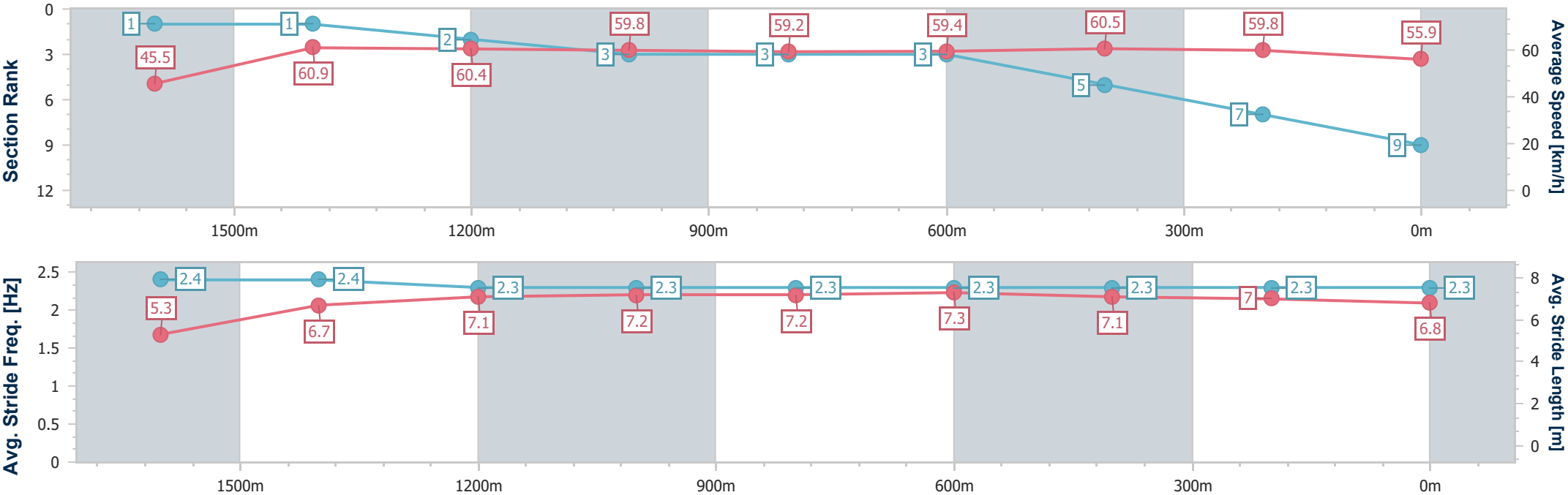
Race 2: VEOLIA GREEN Maiden Plate - 1710m



04 October 2025 - 13:39

Track Rating: Good 4, Weather: Fine, Rail Position: +2m Entire

Section	Overall	1600m	1400m	1200m	1000m	800m	600m	400m	200m				
Section Times	1:45.79 [9] (0:08.75)	1:37.04 [1] (0:11.85)	1:25.19 [1] (0:11.91)	1:13.28 [2] (0:12.07)	1:01.21 [3] (0:12.22)	0:48.99 [3] (0:12.19)	0:36.80 [3] (0:11.87)	0:24.93 [5] (0:12.07)	0:12.86 [7] (0:12.86)				
Average Speed [km/h]	45.5	60.9	60.4	59.8	59.2	59.4	60.5	59.8	55.9				
Top Speed [km/h]	63.8	64.0	61.1	60.3	60.3	61.0	61.4	60.3	58.2				
Avg. Dist. to Rail [m]	7.7	1.1	0.6	1.2	1.1	1.4	0.4	0.8	2.4				
Avg. Stride Freq. [Hz]	2.4	2.4	2.3	2.3	2.3	2.3	2.3	2.3	2.3				
Avg. Stride Length [m]	5.3	6.7	7.1	7.2	7.2	7.3	7.1	7.0	6.8				





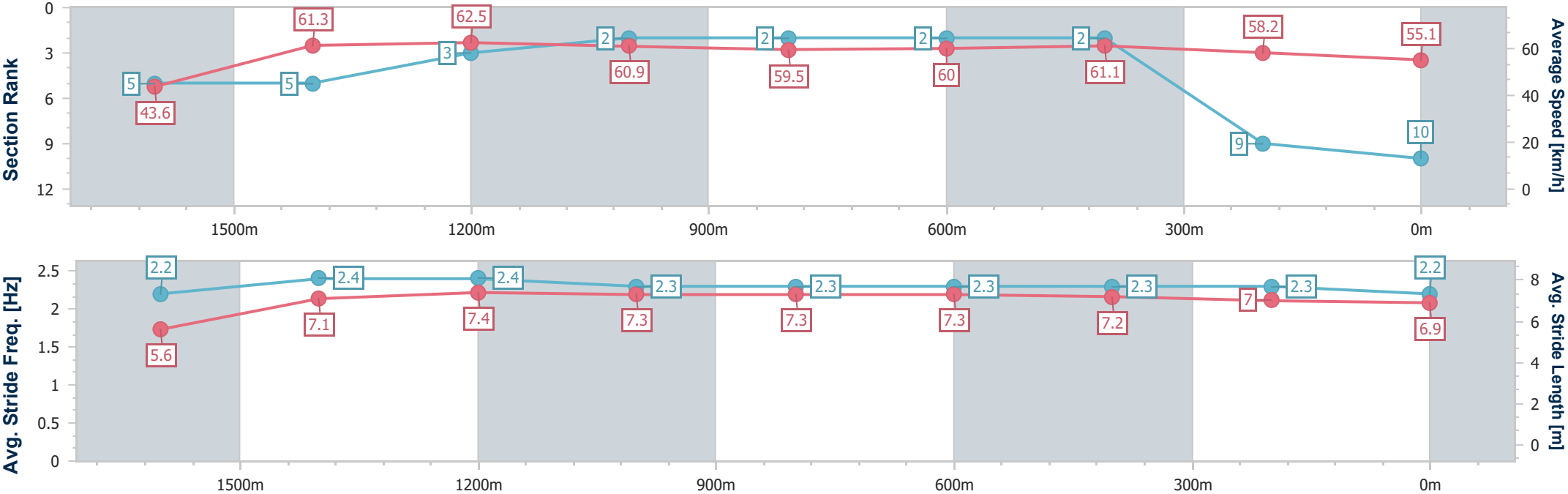
Horse/Jockey Name	Viscount Sydney
Final Rank	10
Fastest Section Time (Section)	0:09.09 (Overall)
Top Speed [km/h] (Section)	64.2 (1400m)
Race State	Finished



Aquis Park Gold CoastProfessional
Race 2: VEOLIA GREEN Maiden Plate - 1710m
04 October 2025 - 13:39
Track Rating: Good 4, Weather: Fine, Rail Position: +2m Entire



Section	Overall	1600m	1400m	1200m	1000m	800m	600m	400m	200m				
Section Times	1:46.08 [10] (0:09.09)	1:36.99 [5] (0:11.98)	1:25.01 [5] (0:11.57)	1:13.44 [3] (0:11.82)	1:01.62 [2] (0:12.21)	0:49.41 [2] (0:12.08)	0:37.33 [2] (0:11.88)	0:25.45 [2] (0:12.40)	0:13.05 [9] (0:13.05)				
Average Speed [km/h]	43.6	61.3	62.5	60.9	59.5	60.0	61.1	58.2	55.1				
Top Speed [km/h]	59.5	62.8	64.2	63.4	60.4	60.6	61.7	59.9	56.2				
Avg. Dist. to Rail [m]	4.1	3.5	2.9	2.7	1.9	2.0	1.1	2.6	4.2				
Avg. Stride Freq. [Hz]	2.2	2.4	2.4	2.3	2.3	2.3	2.3	2.3	2.2				
Avg. Stride Length [m]	5.6	7.1	7.4	7.3	7.3	7.3	7.2	7.0	6.9				





Aquis Park Gold Coast Professional

Race 3: VEOLIA RESOURCE RECOVERY Class 1 Handicap - 1800m

04 October 2025 - 14:14



Track Rating: Good 4, Weather: Fine, Rail Position: +2m Entire

Section						Overall	1600m	1400m	1200m	1000m	800m	600m	Last 600m	
Field Times						1:48.87 (0:13.46)	1:35.41 (0:11.55)	1:23.86 (0:11.97)	1:11.89 (0:12.37)	0:59.52 (0:12.39)	0:47.13 (0:11.94)	0:35.19 (0:11.77)	0:35.19	
Rank	TAB	Horse/Jockey	Barrier	Top Speed [km/h]	Fastest Section									Distance Travelled [m]
1	2	RAPID CHEVAL	5	65.0	0:11.37	1:48.87 [1]	1:34.68 [6]	1:22.93 [6]	1:11.11 [6]	0:58.82 [6]	0:46.53 [6]	0:34.60 [6]	0:34.60	
		Jaden Lloyd		600m	600m	(0:14.19)	(0:11.75)	(0:11.82)	(0:12.29)	(0:12.29)	(0:11.93)	(0:11.37)		
2	4	WELLY	2	64.3	0:11.51	1:48.91 [2]	1:35.17 [3]	1:23.48 [4]	1:11.41 [5]	0:59.02 [5]	0:46.70 [5]	0:34.73 [5]	0:34.73	-4
		Chelsea Baker		600m	400m	(0:13.74)	(0:11.69)	(0:12.07)	(0:12.39)	(0:12.32)	(0:11.97)	(0:11.54)		
3	3	THROTTLE RESPONSE	3	66.4	0:11.47	1:48.94 [3]	1:35.16 [4]	1:23.49 [5]	1:11.51 [4]	0:59.16 [4]	0:46.88 [4]	0:34.95 [4]	0:34.95	+1
		Ron Stewart		1600m	400m	(0:13.78)	(0:11.67)	(0:11.98)	(0:12.35)	(0:12.28)	(0:11.93)	(0:11.58)		
4	6	AMAHNI'S GIRL	10	67.3	0:11.55	1:49.12 [4]	1:35.66 [1]	1:24.11 [1]	1:12.14 [1]	0:59.77 [1]	0:47.38 [1]	0:35.44 [1]	0:35.44	-6
		Brandon Lerena		Overall	1600m	(0:13.46)	(0:11.55)	(0:11.97)	(0:12.37)	(0:12.39)	(0:11.94)	(0:11.77)		
5	5	GREEN MEADOWS	8	64.3	0:11.49	1:49.34 [5]	1:34.72 [9]	1:23.04 [9]	1:11.14 [9]	0:58.92 [9]	0:46.62 [9]	0:34.71 [9]	0:34.71	-4
		Jai Williams		600m	600m	(0:14.62)	(0:11.68)	(0:11.90)	(0:12.22)	(0:12.30)	(0:11.91)	(0:11.49)		
6	7	ARISTELLA	4	64.6	0:11.50	1:49.60 [6]	1:35.11 [8]	1:23.35 [8]	1:11.56 [8]	0:59.28 [8]	0:47.05 [8]	0:35.11 [8]	0:35.11	-1
		Jackson Murphy		600m	600m	(0:14.49)	(0:11.76)	(0:11.79)	(0:12.28)	(0:12.23)	(0:11.94)	(0:11.50)		
7	10	ROCKRATA	6	64.9	0:11.74	1:49.77 [7]	1:36.24 [2]	1:24.50 [2]	1:12.49 [3]	1:00.20 [3]	0:47.81 [3]	0:35.80 [3]	0:35.80	-9
		Leah Martyn		Overall	1600m	(0:13.53)	(0:11.74)	(0:12.01)	(0:12.29)	(0:12.39)	(0:12.01)	(0:11.77)		
8	8	BLUEPRINT	1	63.7	0:11.48	1:49.82 [8]	1:35.52 [7]	1:23.78 [7]	1:11.91 [7]	0:59.65 [7]	0:47.36 [7]	0:35.41 [7]	0:35.41	-5
		Ashvin Goindasamy		600m	600m	(0:14.30)	(0:11.74)	(0:11.87)	(0:12.26)	(0:12.29)	(0:11.95)	(0:11.48)		
9	9	ROTHSPHENE	9	65.9	0:11.48	1:51.81 [9]	1:38.01 [5]	1:26.53 [3]	1:14.65 [2]	1:02.29 [2]	0:49.99 [2]	0:37.96 [2]	0:37.96	-3
		Anthony Allen		1600m	1600m	(0:13.80)	(0:11.48)	(0:11.88)	(0:12.36)	(0:12.30)	(0:12.03)	(0:11.87)		
10	1	RAG QUEEN	7	64.5	0:11.57	1:55.48 [10]	1:40.12 [10]	1:28.55 [10]	1:16.89 [10]	1:04.89 [10]	0:52.61 [10]	0:40.65 [10]	0:40.65	-4
		Dylan Turner		Overall	1600m	(0:15.36)	(0:11.57)	(0:11.66)	(0:12.00)	(0:12.28)	(0:11.96)	(0:12.06)		



Aquis Park Gold Coast Professional
Race 3: VEOLIA RESOURCE RECOVERY Class 1 Handicap - 1800m
04 October 2025 - 14:14



Track Rating: Good 4, Weather: Fine, Rail Position: +2m Entire

Section						400m	200m			Last 600m		
Field Times						0:23.42 (0:11.59)	0:11.83 (0:11.83)			0:35.19		
Rank	TAB	Horse/Jockey	Barrier	Top Speed [km/h]	Fastest Section			Margin			Distance Travelled [m]	
1	2	RAPID CHEVAL	5	65.0	0:11.37	0:23.23 [3]	0:11.82 [2]	1:48.87			0:34.60	
		Jaden Lloyd		600m	600m	(0:11.41)	(0:11.82)					
2	4	WELLY	2	64.3	0:11.51	0:23.19 [4]	0:11.68 [4]	0.2L			0:34.73	-4
		Chelsea Baker		600m	400m	(0:11.51)	(0:11.68)					
3	3	THROTTLE RESPONSE	3	66.4	0:11.47	0:23.37 [2]	0:11.90 [1]	0.4L			0:34.95	+1
		Ron Stewart		1600m	400m	(0:11.47)	(0:11.90)					
4	6	AMAHNI'S GIRL	10	67.3	0:11.55	0:23.67 [1]	0:12.06 [3]	1.4L			0:35.44	-6
		Brandon Lerena		Overall	1600m	(0:11.61)	(0:12.06)					
5	5	GREEN MEADOWS	8	64.3	0:11.49	0:23.22 [9]	0:11.69 [7]	2.7L			0:34.71	-4
		Jai Williams		600m	600m	(0:11.53)	(0:11.69)					
6	7	ARISTELLA	4	64.6	0:11.50	0:23.61 [8]	0:12.10 [5]	4.2L			0:35.11	-1
		Jackson Murphy		600m	600m	(0:11.51)	(0:12.10)					
7	10	ROCKRATA	6	64.9	0:11.74	0:24.03 [6]	0:12.17 [6]	5.2L			0:35.80	-9
		Leah Martyn		Overall	1600m	(0:11.86)	(0:12.17)					
8	8	BLUEPRINT	1	63.7	0:11.48	0:23.93 [7]	0:11.93 [8]	5.4L			0:35.41	-5
		Ashvin Goindasamy		600m	600m	(0:12.00)	(0:11.93)					
9	9	ROTHSPHENE	9	65.9	0:11.48	0:26.09 [5]	0:13.71 [9]	16.9L			0:37.96	-3
		Anthony Allen		1600m	1600m	(0:12.38)	(0:13.71)					
10	1	RAG QUEEN	7	64.5	0:11.57	0:28.59 [10]	0:15.66 [10]	38.4L			0:40.65	-4
		Dylan Turner		Overall	1600m	(0:12.93)	(0:15.66)					



Horse/Jockey Name	Rapid Cheval
Final Rank	1
Fastest Section Time (Section)	0:11.37 (600m)
Top Speed [km/h] (Section)	65.0 (600m)
Race State	Finished



Aquis Park Gold CoastProfessional

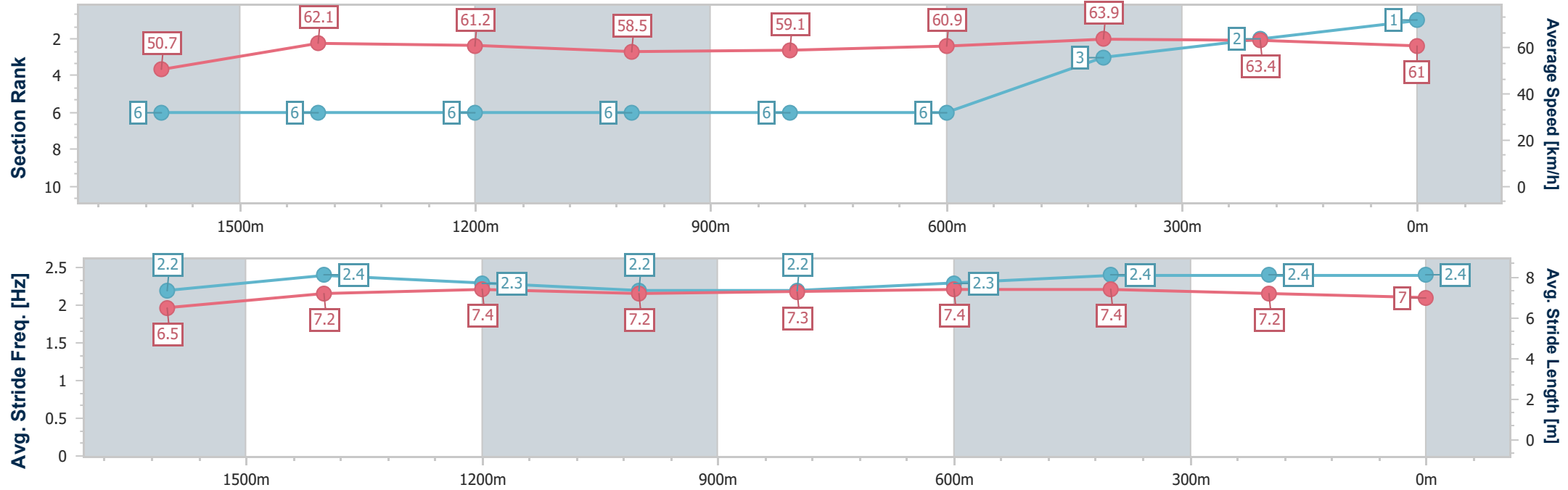
Race 3: VEOLIA RESOURCE RECOVERY Class 1 Handicap - 1800m

04 October 2025 - 14:14

Track Rating: Good 4, Weather: Fine, Rail Position: +2m Entire



Section	Overall	1600m	1400m	1200m	1000m	800m	600m	400m	200m				
Section Times	1:48.87 [1] (0:14.19)	1:34.68 [6] (0:11.75)	1:22.93 [6] (0:11.82)	1:11.11 [6] (0:12.29)	0:58.82 [6] (0:12.29)	0:46.53 [6] (0:11.93)	0:34.60 [6] (0:11.37)	0:23.23 [3] (0:11.41)	0:11.82 [2] (0:11.82)				
Average Speed [km/h]	50.7	62.1	61.2	58.5	59.1	60.9	63.9	63.4	61.0				
Top Speed [km/h]	63.2	63.0	61.6	60.9	60.2	62.6	65.0	64.8	63.0				
Avg. Dist. to Rail [m]	4.6	2.3	1.8	2.0	1.7	1.9	1.9	4.8	4.6				
Avg. Stride Freq. [Hz]	2.2	2.4	2.3	2.2	2.2	2.3	2.4	2.4	2.4				
Avg. Stride Length [m]	6.5	7.2	7.4	7.2	7.3	7.4	7.4	7.2	7.0				



[] Ranking at each section and finish
-.-.- No data available at this section
NA No data available



Horse/Jockey Name	Welly
Final Rank	2
Fastest Section Time (Section)	0:11.51 (400m)
Top Speed [km/h] (Section)	64.3 (600m)
Race State	Finished



Aquis Park Gold CoastProfessional

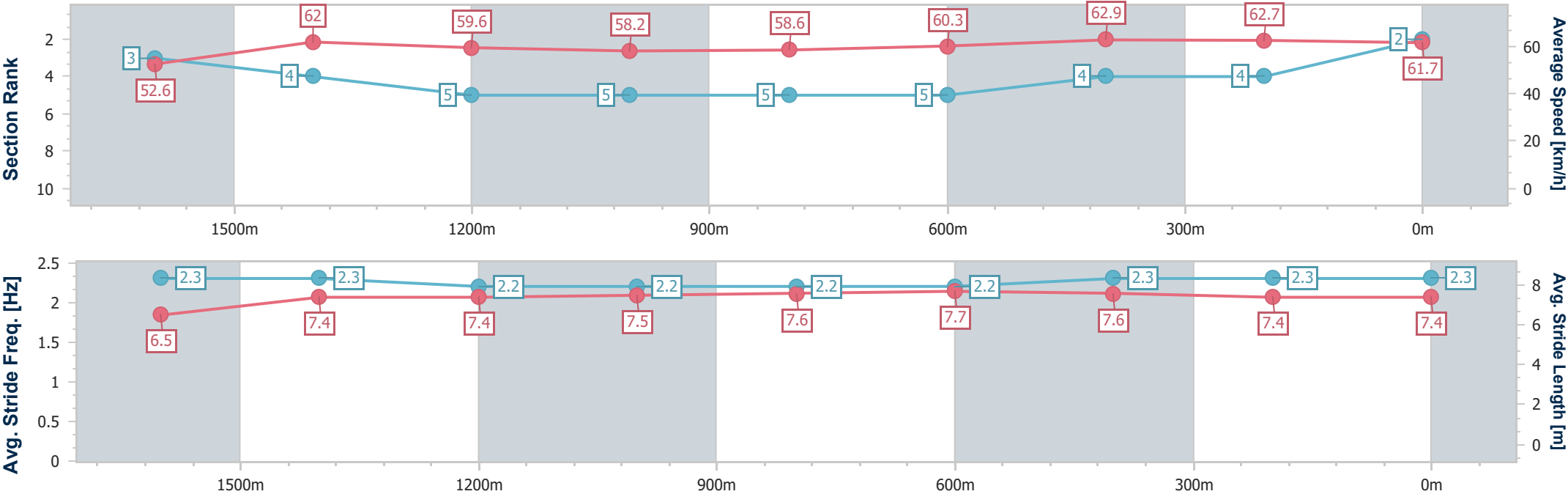
Race 3: VEOLIA RESOURCE RECOVERY Class 1 Handicap - 1800m

HOME OF THE GOLD COAST TRIP CLUB & SPORT CENTRE

04 October 2025 - 14:14

Track Rating: Good 4, Weather: Fine, Rail Position: +2m Entire

Section	Overall	1600m	1400m	1200m	1000m	800m	600m	400m	200m				
Section Times	1:48.91 [2] (0:13.74)	1:35.17 [3] (0:11.69)	1:23.48 [4] (0:12.07)	1:11.41 [5] (0:12.39)	0:59.02 [5] (0:12.32)	0:46.70 [5] (0:11.97)	0:34.73 [5] (0:11.54)	0:23.19 [4] (0:11.51)	0:11.68 [4] (0:11.68)				
Average Speed [km/h]	52.6	62.0	59.6	58.2	58.6	60.3	62.9	62.7	61.7				
Top Speed [km/h]	63.9	64.1	60.5	59.6	59.9	61.8	64.3	63.7	63.1				
Avg. Dist. to Rail [m]	2.7	1.2	1.0	1.1	0.8	1.1	1.3	2.8	1.8				
Avg. Stride Freq. [Hz]	2.3	2.3	2.2	2.2	2.2	2.2	2.3	2.3	2.3				
Avg. Stride Length [m]	6.5	7.4	7.4	7.5	7.6	7.7	7.6	7.4	7.4				



- [] Ranking at each section and finish
- .-.- No data available at this section
- NA No data available



Horse/Jockey Name	Throttle Response
Final Rank	3
Fastest Section Time (Section)	0:11.47 (400m)
Top Speed [km/h] (Section)	66.4 (1600m)
Race State	Finished



Aquis Park Gold CoastProfessional

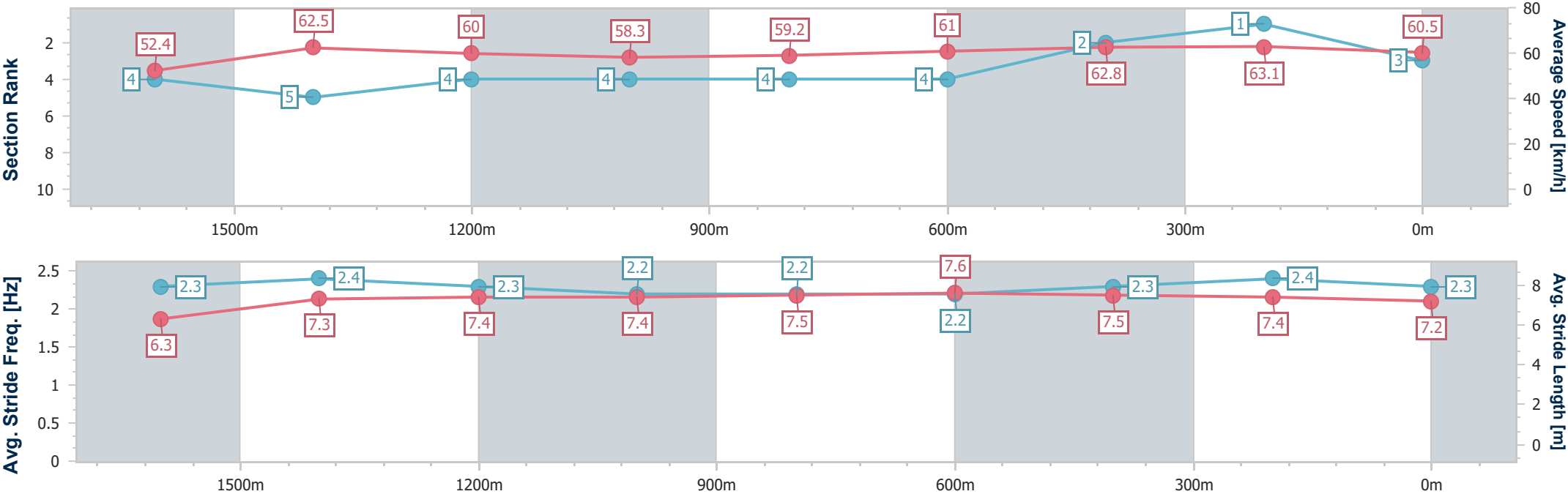
Race 3: VEOLIA RESOURCE RECOVERY Class 1 Handicap - 1800m

04 October 2025 - 14:14

Track Rating: Good 4, Weather: Fine, Rail Position: +2m Entire



Section	Overall	1600m	1400m	1200m	1000m	800m	600m	400m	200m				
Section Times	1:48.94 [3] (0:13.78)	1:35.16 [4] (0:11.67)	1:23.49 [5] (0:11.98)	1:11.51 [4] (0:12.35)	0:59.16 [4] (0:12.28)	0:46.88 [4] (0:11.93)	0:34.95 [4] (0:11.58)	0:23.37 [2] (0:11.47)	0:11.90 [1] (0:11.90)				
Average Speed [km/h]	52.4	62.5	60.0	58.3	59.2	61.0	62.8	63.1	60.5				
Top Speed [km/h]	66.3	66.4	60.8	59.9	59.9	62.7	65.1	64.6	61.9				
Avg. Dist. to Rail [m]	3.4	2.1	1.4	1.8	1.6	2.4	2.2	3.3	3.1				
Avg. Stride Freq. [Hz]	2.3	2.4	2.3	2.2	2.2	2.2	2.3	2.4	2.3				
Avg. Stride Length [m]	6.3	7.3	7.4	7.4	7.5	7.6	7.5	7.4	7.2				





Horse/Jockey Name	Amahni's Girl
Final Rank	4
Fastest Section Time (Section)	0:11.55 (1600m)
Top Speed [km/h] (Section)	67.3 (Overall)
Race State	Finished



Aquis Park Gold CoastProfessional

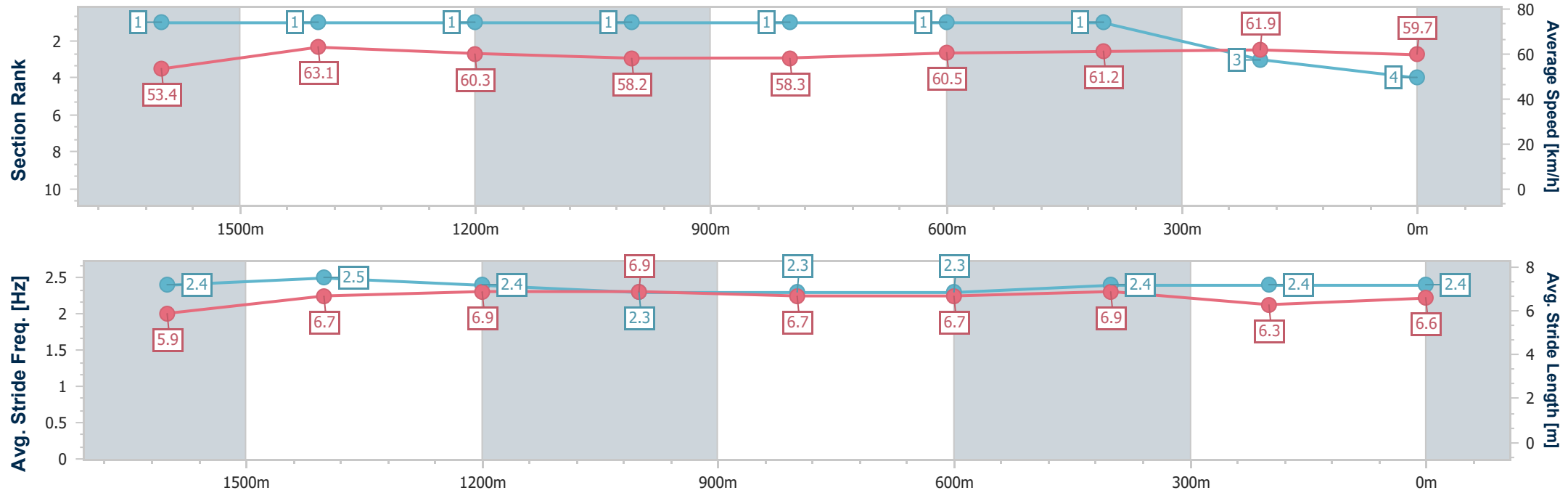
Race 3: VEOLIA RESOURCE RECOVERY Class 1 Handicap - 1800m

HOME OF THE GOLD COAST
TRIP CLUB & SPORT CENTRE

04 October 2025 - 14:14

Track Rating: Good 4, Weather: Fine, Rail Position: +2m Entire

Section	Overall	1600m	1400m	1200m	1000m	800m	600m	400m	200m				
Section Times	1:49.12 [4] (0:13.46)	1:35.66 [1] (0:11.55)	1:24.11 [1] (0:11.97)	1:12.14 [1] (0:12.37)	0:59.77 [1] (0:12.39)	0:47.38 [1] (0:11.94)	0:35.44 [1] (0:11.77)	0:23.67 [1] (0:11.61)	0:12.06 [3] (0:12.06)				
Average Speed [km/h]	53.4	63.1	60.3	58.2	58.3	60.5	61.2	61.9	59.7				
Top Speed [km/h]	67.3	67.2	62.0	59.3	59.5	61.1	62.0	62.8	61.2				
Avg. Dist. to Rail [m]	9.3	2.1	0.7	1.0	0.6	0.9	0.5	1.3	1.5				
Avg. Stride Freq. [Hz]	2.4	2.5	2.4	2.3	2.3	2.3	2.4	2.4	2.4				
Avg. Stride Length [m]	5.9	6.7	6.9	6.9	6.7	6.7	6.9	6.3	6.6				



- [] Ranking at each section and finish
- .-.- No data available at this section
- NA No data available



Horse/Jockey Name	Green Meadows
Final Rank	5
Fastest Section Time (Section)	0:11.49 (600m)
Top Speed [km/h] (Section)	64.3 (600m)
Race State	Finished



Aquis Park Gold CoastProfessional

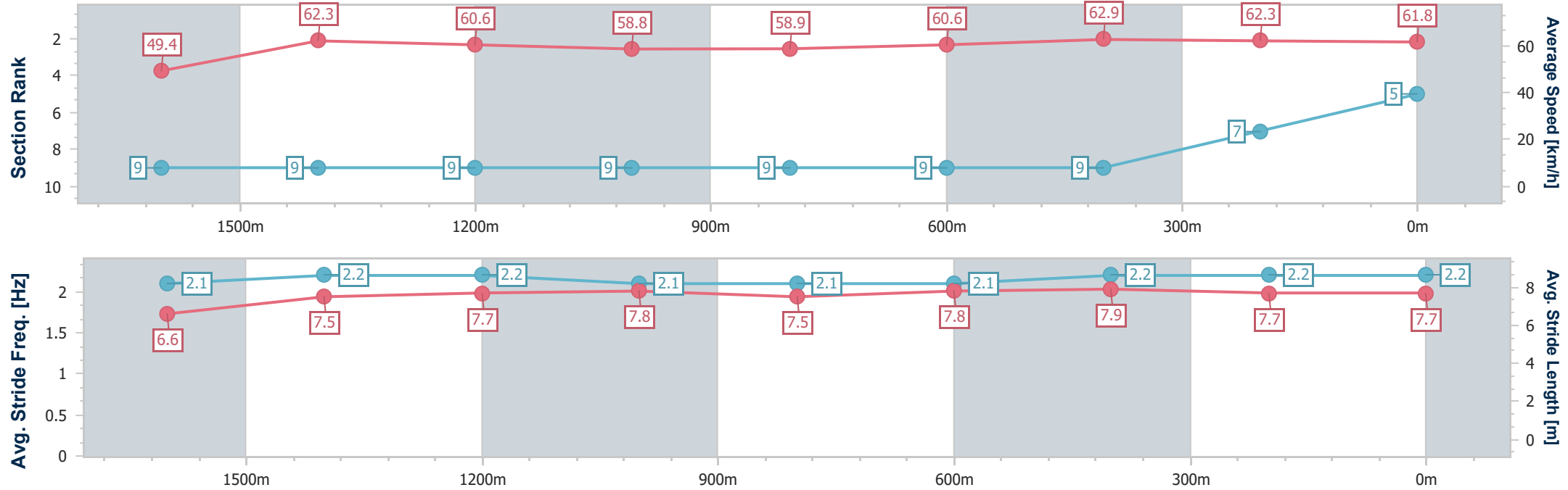
Race 3: VEOLIA RESOURCE RECOVERY Class 1 Handicap - 1800m

04 October 2025 - 14:14

Track Rating: Good 4, Weather: Fine, Rail Position: +2m Entire

HOME OF THE GOLD COAST
TRIP CLUB & SPORT CENTRE

Section	Overall	1600m	1400m	1200m	1000m	800m	600m	400m	200m				
Section Times	1:49.34 [5] (0:14.62)	1:34.72 [9] (0:11.68)	1:23.04 [9] (0:11.90)	1:11.14 [9] (0:12.22)	0:58.92 [9] (0:12.30)	0:46.62 [9] (0:11.91)	0:34.71 [9] (0:11.49)	0:23.22 [9] (0:11.53)	0:11.69 [7] (0:11.69)				
Average Speed [km/h]	49.4	62.3	60.6	58.8	58.9	60.6	62.9	62.3	61.8				
Top Speed [km/h]	60.9	63.1	61.8	61.5	60.6	62.3	64.3	63.5	63.2				
Avg. Dist. to Rail [m]	5.9	1.7	1.1	1.1	0.8	1.0	0.5	0.4	1.0				
Avg. Stride Freq. [Hz]	2.1	2.2	2.2	2.1	2.1	2.1	2.2	2.2	2.2				
Avg. Stride Length [m]	6.6	7.5	7.7	7.8	7.5	7.8	7.9	7.7	7.7				



- [] Ranking at each section and finish
- .-.- No data available at this section
- NA No data available



Horse/Jockey Name	Aristella
Final Rank	6
Fastest Section Time (Section)	0:11.50 (600m)
Top Speed [km/h] (Section)	64.6 (600m)
Race State	Finished



Aquis Park Gold CoastProfessional

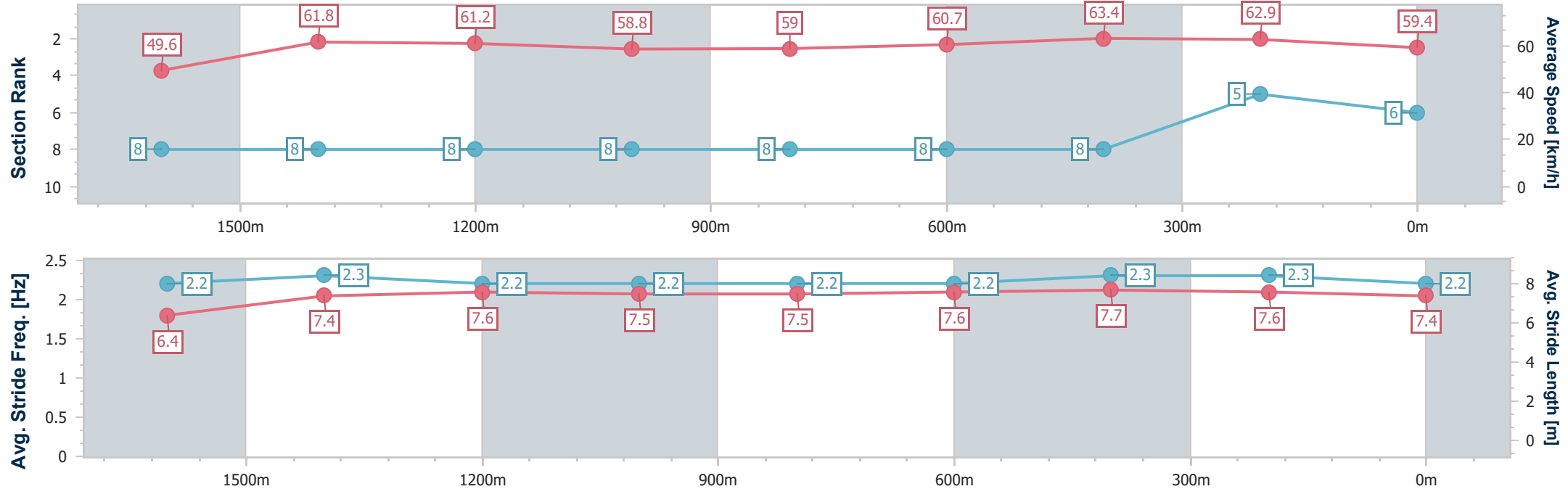
Race 3: VEOLIA RESOURCE RECOVERY Class 1 Handicap - 1800m

HOME OF THE GOLD COAST
TRIP CLUB & SPORT CENTRE

04 October 2025 - 14:14

Track Rating: Good 4, Weather: Fine, Rail Position: +2m Entire

Section	Overall	1600m	1400m	1200m	1000m	800m	600m	400m	200m				
Section Times	1:49.60 [6] (0:14.49)	1:35.11 [8] (0:11.76)	1:23.35 [8] (0:11.79)	1:11.56 [8] (0:12.28)	0:59.28 [8] (0:12.23)	0:47.05 [8] (0:11.94)	0:35.11 [8] (0:11.50)	0:23.61 [8] (0:11.51)	0:12.10 [5] (0:12.10)				
Average Speed [km/h]	49.6	61.8	61.2	58.8	59.0	60.7	63.4	62.9	59.4				
Top Speed [km/h]	63.3	63.8	62.2	61.2	61.0	63.3	64.6	64.5	61.7				
Avg. Dist. to Rail [m]	3.7	2.1	1.1	1.5	1.0	1.8	2.5	5.0	5.1				
Avg. Stride Freq. [Hz]	2.2	2.3	2.2	2.2	2.2	2.2	2.3	2.3	2.2				
Avg. Stride Length [m]	6.4	7.4	7.6	7.5	7.5	7.6	7.7	7.6	7.4				



- [] Ranking at each section and finish
- .-.- No data available at this section
- NA No data available



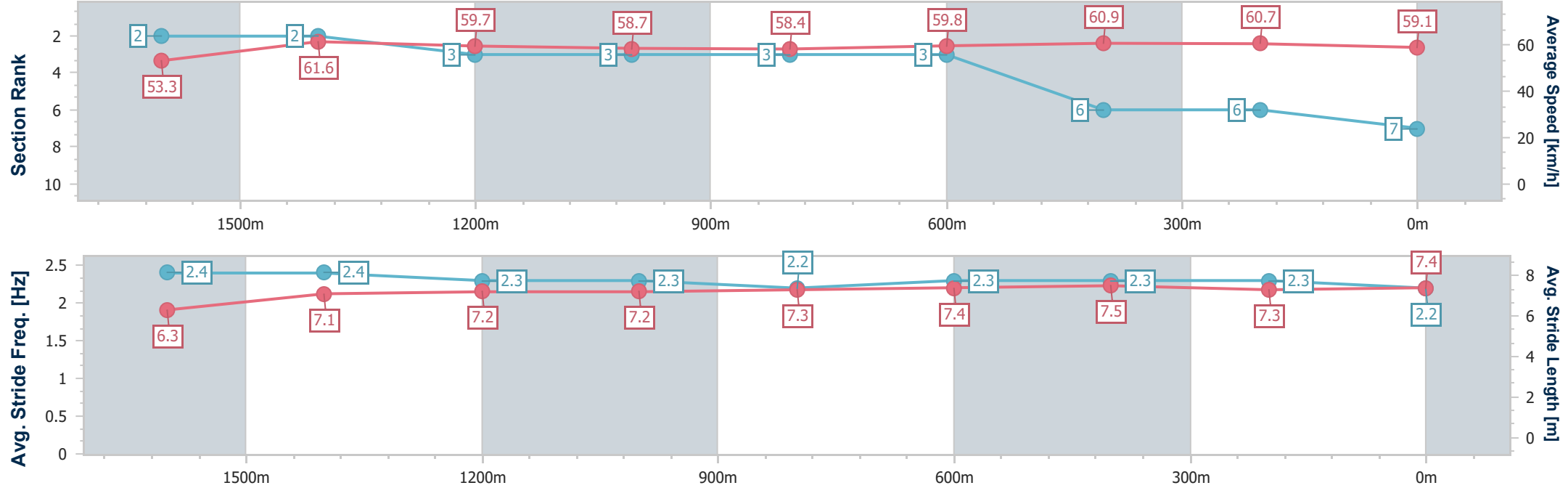
Horse/Jockey Name	Rockrata
Final Rank	7
Fastest Section Time (Section)	0:11.74 (1600m)
Top Speed [km/h] (Section)	64.9 (Overall)
Race State	Finished



Aquis Park Gold CoastProfessional
Race 3: VEOLIA RESOURCE RECOVERY Class 1 Handicap - 1800m
04 October 2025 - 14:14
Track Rating: Good 4, Weather: Fine, Rail Position: +2m Entire



Section	Overall	1600m	1400m	1200m	1000m	800m	600m	400m	200m				
Section Times	1:49.77 [7] (0:13.53)	1:36.24 [2] (0:11.74)	1:24.50 [2] (0:12.01)	1:12.49 [3] (0:12.29)	1:00.20 [3] (0:12.39)	0:47.81 [3] (0:12.01)	0:35.80 [3] (0:11.77)	0:24.03 [6] (0:11.86)	0:12.17 [6] (0:12.17)				
Average Speed [km/h]	53.3	61.6	59.7	58.7	58.4	59.8	60.9	60.7	59.1				
Top Speed [km/h]	64.9	64.3	61.9	60.2	59.8	61.3	61.8	62.0	60.7				
Avg. Dist. to Rail [m]	5.1	0.8	0.3	0.7	0.5	0.4	1.2	0.5	2.1				
Avg. Stride Freq. [Hz]	2.4	2.4	2.3	2.3	2.2	2.3	2.3	2.3	2.2				
Avg. Stride Length [m]	6.3	7.1	7.2	7.2	7.3	7.4	7.5	7.3	7.4				





Horse/Jockey Name	Blueprint
Final Rank	8
Fastest Section Time (Section)	0:11.48 (600m)
Top Speed [km/h] (Section)	63.7 (600m)
Race State	Finished



Aquis Park Gold CoastProfessional

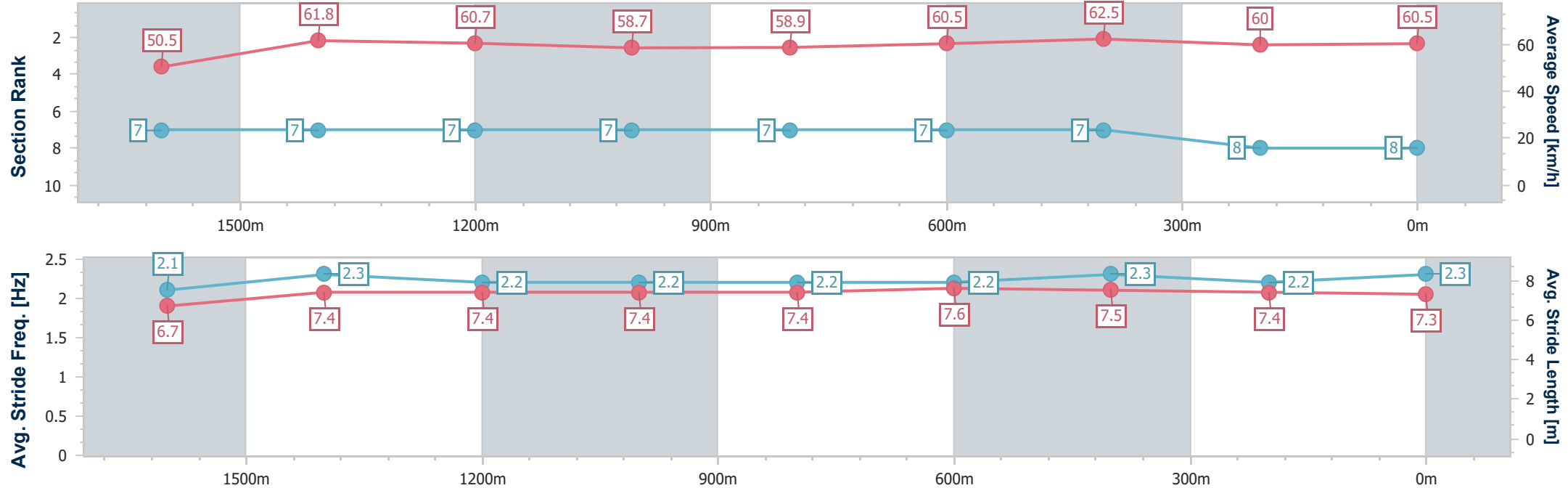
Race 3: VEOLIA RESOURCE RECOVERY Class 1 Handicap - 1800m

04 October 2025 - 14:14

Track Rating: Good 4, Weather: Fine, Rail Position: +2m Entire



Section	Overall	1600m	1400m	1200m	1000m	800m	600m	400m	200m				
Section Times	1:49.82 [8] (0:14.30)	1:35.52 [7] (0:11.74)	1:23.78 [7] (0:11.87)	1:11.91 [7] (0:12.26)	0:59.65 [7] (0:12.29)	0:47.36 [7] (0:11.95)	0:35.41 [7] (0:11.48)	0:23.93 [7] (0:12.00)	0:11.93 [8] (0:11.93)				
Average Speed [km/h]	50.5	61.8	60.7	58.7	58.9	60.5	62.5	60.0	60.5				
Top Speed [km/h]	62.5	62.9	62.2	61.5	59.9	62.1	63.7	61.4	60.6				
Avg. Dist. to Rail [m]	1.7	1.3	0.9	1.1	0.8	0.8	0.4	1.0	0.7				
Avg. Stride Freq. [Hz]	2.1	2.3	2.2	2.2	2.2	2.2	2.3	2.2	2.3				
Avg. Stride Length [m]	6.7	7.4	7.4	7.4	7.4	7.6	7.5	7.4	7.3				





Horse/Jockey Name	Rothspene
Final Rank	9
Fastest Section Time (Section)	0:11.48 (1600m)
Top Speed [km/h] (Section)	65.9 (1600m)
Race State	Finished



Aquis Park Gold CoastProfessional

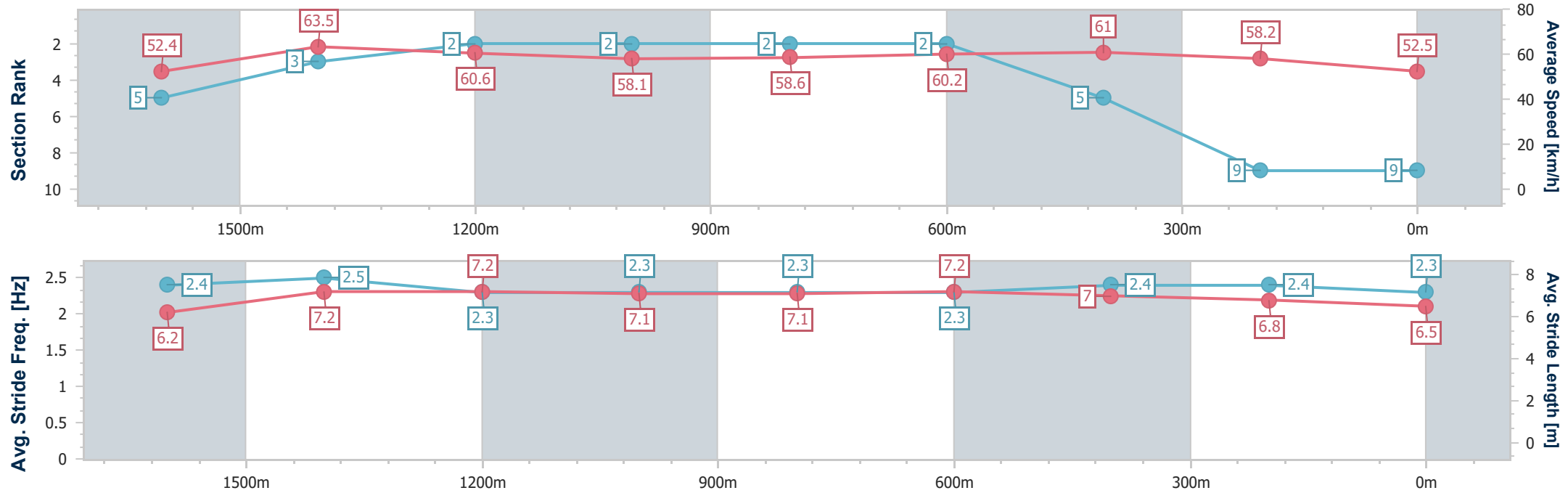
Race 3: VEOLIA RESOURCE RECOVERY Class 1 Handicap - 1800m

HOME OF THE GOLD COAST
TRIP CLUB & SPORT CENTRE

04 October 2025 - 14:14

Track Rating: Good 4, Weather: Fine, Rail Position: +2m Entire

Section	Overall	1600m	1400m	1200m	1000m	800m	600m	400m	200m				
Section Times	1:51.81 [9] (0:13.80)	1:38.01 [5] (0:11.48)	1:26.53 [3] (0:11.88)	1:14.65 [2] (0:12.36)	1:02.29 [2] (0:12.30)	0:49.99 [2] (0:12.03)	0:37.96 [2] (0:11.87)	0:26.09 [5] (0:12.38)	0:13.71 [9] (0:13.71)				
Average Speed [km/h]	52.4	63.5	60.6	58.1	58.6	60.2	61.0	58.2	52.5				
Top Speed [km/h]	65.5	65.9	62.3	59.4	59.8	62.1	62.1	60.2	55.9				
Avg. Dist. to Rail [m]	7.3	2.8	0.4	1.1	0.4	1.0	1.1	2.2	3.4				
Avg. Stride Freq. [Hz]	2.4	2.5	2.3	2.3	2.3	2.3	2.4	2.4	2.3				
Avg. Stride Length [m]	6.2	7.2	7.2	7.1	7.1	7.2	7.0	6.8	6.5				





Horse/Jockey Name	Rag Queen
Final Rank	10
Fastest Section Time (Section)	0:11.57 (1600m)
Top Speed [km/h] (Section)	64.5 (Overall)
Race State	Finished



Aquis Park Gold CoastProfessional

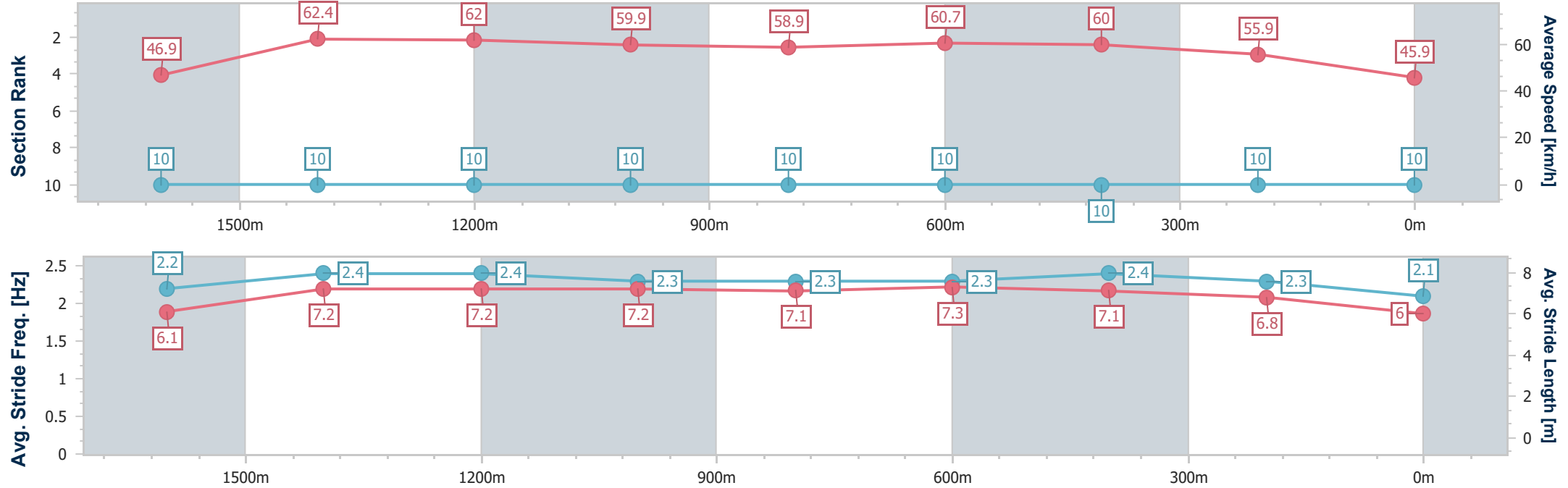
Race 3: VEOLIA RESOURCE RECOVERY Class 1 Handicap - 1800m

04 October 2025 - 14:14

Track Rating: Good 4, Weather: Fine, Rail Position: +2m Entire



Section	Overall	1600m	1400m	1200m	1000m	800m	600m	400m	200m				
Section Times	1:55.48 [10] (0:15.36)	1:40.12 [10] (0:11.57)	1:28.55 [10] (0:11.66)	1:16.89 [10] (0:12.00)	1:04.89 [10] (0:12.28)	0:52.61 [10] (0:11.96)	0:40.65 [10] (0:12.06)	0:28.59 [10] (0:12.93)	0:15.66 [10] (0:15.66)				
Average Speed [km/h]	46.9	62.4	62.0	59.9	58.9	60.7	60.0	55.9	45.9				
Top Speed [km/h]	64.5	63.9	63.2	62.6	61.2	61.8	62.0	57.8	52.9				
Avg. Dist. to Rail [m]	4.2	1.1	1.0	1.7	1.3	1.8	1.1	1.7	2.6				
Avg. Stride Freq. [Hz]	2.2	2.4	2.4	2.3	2.3	2.3	2.4	2.3	2.1				
Avg. Stride Length [m]	6.1	7.2	7.2	7.2	7.1	7.3	7.1	6.8	6.0				



- [] Ranking at each section and finish
- .-.- No data available at this section
- NA No data available



Aquis Park Gold Coast Professional

Race 4: VEOLIA WATER SERVICES Maiden Plate - 1200m

04 October 2025 - 14:49



Track Rating: Good 4, Weather: Fine, Rail Position: +2m Entire

Section		Overall				1000m	800m	600m	400m	200m	Last 600m		
Field Times		1:09.97				0:56.25	0:45.67	0:34.24	0:22.68	0:11.45	0:34.24		
		(0:13.72)				(0:10.58)	(0:11.43)	(0:11.56)	(0:11.23)	(0:11.45)			
Rank	TAB	Horse/Jockey	Barrier	Top Speed [km/h]	Fastest Section						Margin	Distance Travelled [m]	
1	2	BRUCKHEIMER	5	67.2	0:11.05	1:09.97 [1]	0:56.21 [2]	0:45.16 [3]	0:33.93 [3]	0:22.50 [3]	0:11.33 [2]	1:09.97	0:33.93
		Karl Zechner		1000m	1000m	(0:13.76)	(0:11.05)	(0:11.23)	(0:11.43)	(0:11.17)	(0:11.33)		
2	12	NIGHTLINE	3	66.3	0:11.06	1:10.02 [2]	0:56.05 [5]	0:44.99 [5]	0:33.83 [4]	0:22.52 [4]	0:11.36 [3]	0.2L	0:33.83
		Nozi Tomizawa		800m	1000m	(0:13.97)	(0:11.06)	(0:11.16)	(0:11.31)	(0:11.16)	(0:11.36)		-5
3	7	STAR VENTURE	1	66.3	0:10.96	1:10.12 [3]	0:56.33 [3]	0:45.37 [2]	0:34.17 [2]	0:22.83 [1]	0:11.60 [1]	0.7L	0:34.17
		Brandon Lerena		1000m	1000m	(0:13.79)	(0:10.96)	(0:11.20)	(0:11.34)	(0:11.23)	(0:11.60)		-5
4	14	TIDAL POINT	2	66.3	0:11.19	1:10.57 [4]	0:56.75 [4]	0:45.56 [4]	0:34.36 [5]	0:22.97 [5]	0:11.65 [5]	3.2L	0:34.36
		Ron Stewart		1000m	1000m	(0:13.82)	(0:11.19)	(0:11.20)	(0:11.39)	(0:11.32)	(0:11.65)		-6
5	13	SKINNY JEANS	8	88.9	0:10.58	1:10.72 [5]	0:57.00 [1]	0:46.42 [1]	0:34.99 [1]	0:23.37 [2]	0:11.96 [4]	4L	0:34.99
		Anthony Allen		1000m	1000m	(0:13.72)	(0:10.58)	(0:11.43)	(0:11.62)	(0:11.41)	(0:11.96)		+1
6	15	CAIRO QUEEN	4	66.1	0:11.20	1:10.83 [6]	0:56.84 [6]	0:45.64 [6]	0:34.43 [6]	0:23.15 [6]	0:11.76 [6]	4.5L	0:34.43
		Jaden Lloyd		1000m	1000m	(0:13.99)	(0:11.20)	(0:11.21)	(0:11.28)	(0:11.39)	(0:11.76)		-5
7	16	ZHONGXIN KOALA	7	67.8	0:11.04	1:11.19 [7]	0:56.84 [7]	0:45.80 [8]	0:34.55 [8]	0:23.16 [8]	0:11.80 [8]	6.5L	0:34.55
		Scott Sheargold		1000m	1000m	(0:14.35)	(0:11.04)	(0:11.25)	(0:11.39)	(0:11.36)	(0:11.80)		-7
8	18	SPIRITUAL RHYTHM	6	67.3	0:10.90	1:11.26 [8]	0:56.91 [8]	0:46.01 [7]	0:34.83 [7]	0:23.55 [7]	0:11.95 [7]	6.8L	0:34.83
		Chelsea Baker		1000m	1000m	(0:14.35)	(0:10.90)	(0:11.18)	(0:11.28)	(0:11.60)	(0:11.95)		+3

Scratched: Ninjask (#10), Anxo (#1), Kobability (#4), Laan (#5), Pensiero (#6), Video Vixen (#17), Gerry's Pick (#21), Betty Boom (#19), Chicago King (#3), Parading Gus (#11), Lean Warrior (#9), Tamioka Warr



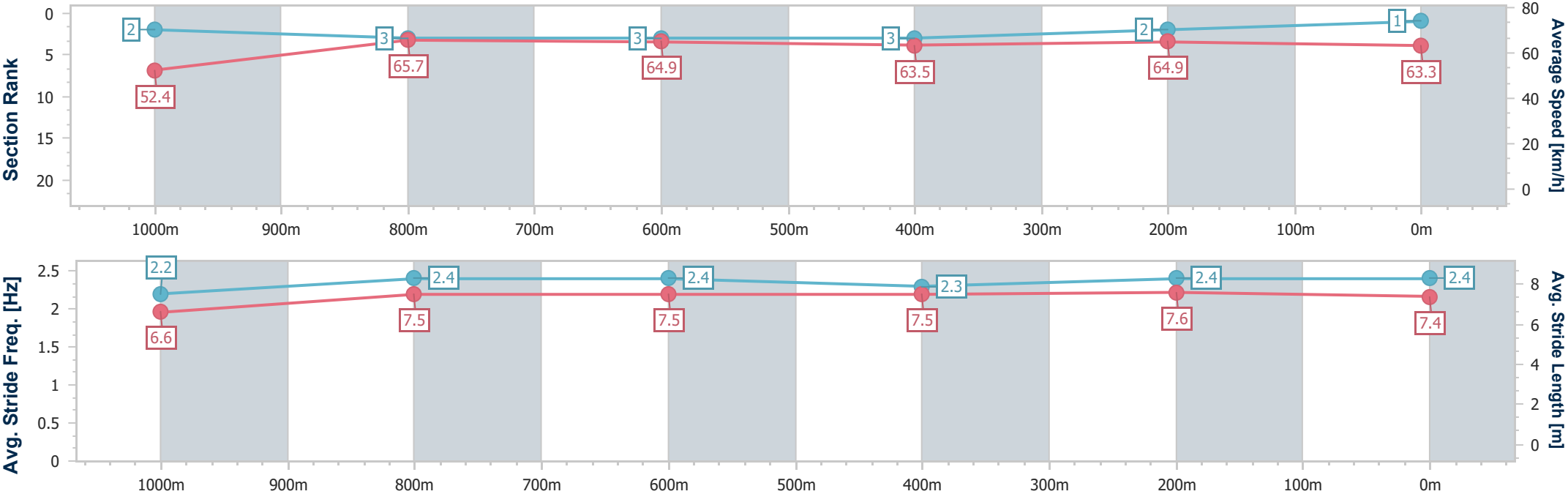
Horse/Jockey Name	Bruckheimer
Final Rank	1
Fastest Section Time (Section)	0:11.05 (1000m)
Top Speed [km/h] (Section)	67.2 (1000m)
Race State	Finished



Aquis Park Gold CoastProfessional
Race 4: VEOLIA WATER SERVICES Maiden Plate - 1200m
04 October 2025 - 14:49
Track Rating: Good 4, Weather: Fine, Rail Position: +2m Entire



Section	Overall	1000m	800m	600m	400m	200m								
Section Times	1:09.97 [1] (0:13.76)	0:56.21 [2] (0:11.05)	0:45.16 [3] (0:11.23)	0:33.93 [3] (0:11.43)	0:22.50 [3] (0:11.17)	0:11.33 [2] (0:11.33)								
Average Speed [km/h]	52.4	65.7	64.9	63.5	64.9	63.3								
Top Speed [km/h]	66.1	67.2	66.6	65.0	65.1	64.6								
Avg. Dist. to Rail [m]	4.0	2.2	2.5	1.9	4.2	5.0								
Avg. Stride Freq. [Hz]	2.2	2.4	2.4	2.3	2.4	2.4								
Avg. Stride Length [m]	6.6	7.5	7.5	7.5	7.6	7.4								





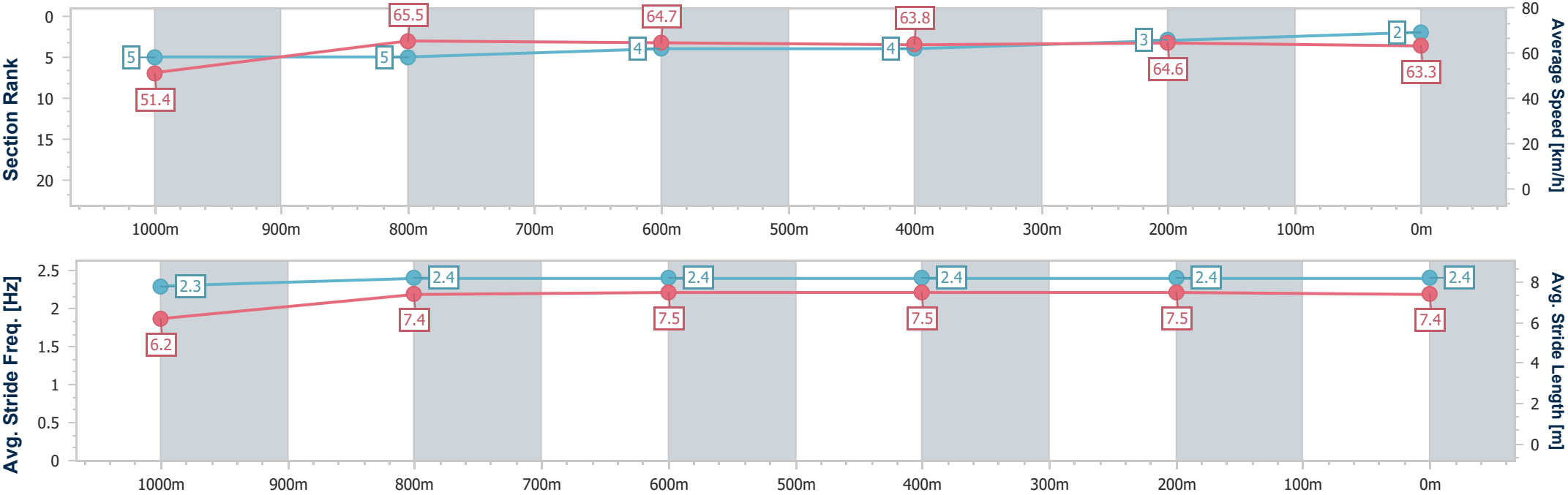
Horse/Jockey Name	Nightline
Final Rank	2
Fastest Section Time (Section)	0:11.06 (1000m)
Top Speed [km/h] (Section)	66.3 (800m)
Race State	Finished



Aquis Park Gold CoastProfessional
Race 4: VEOLIA WATER SERVICES Maiden Plate - 1200m
04 October 2025 - 14:49
Track Rating: Good 4, Weather: Fine, Rail Position: +2m Entire



Section	Overall	1000m	800m	600m	400m	200m								
Section Times	1:10.02 [2] (0:13.97)	0:56.05 [5] (0:11.06)	0:44.99 [5] (0:11.16)	0:33.83 [4] (0:11.31)	0:22.52 [4] (0:11.16)	0:11.36 [3] (0:11.36)								
Average Speed [km/h]	51.4	65.5	64.7	63.8	64.6	63.3								
Top Speed [km/h]	65.1	66.1	66.3	64.9	65.3	64.7								
Avg. Dist. to Rail [m]	2.3	1.0	1.4	0.4	1.7	3.5								
Avg. Stride Freq. [Hz]	2.3	2.4	2.4	2.4	2.4	2.4								
Avg. Stride Length [m]	6.2	7.4	7.5	7.5	7.5	7.4								





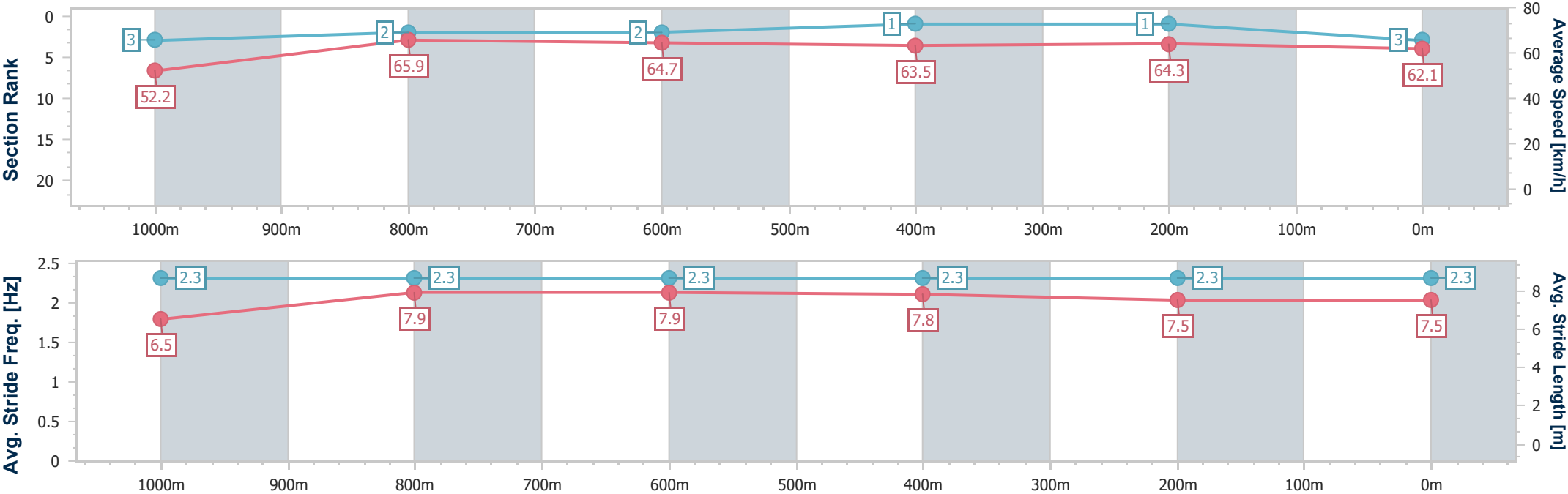
Horse/Jockey Name	Star Venture
Final Rank	3
Fastest Section Time (Section)	0:10.96 (1000m)
Top Speed [km/h] (Section)	66.3 (1000m)
Race State	Finished



Aquis Park Gold CoastProfessional
Race 4: VEOLIA WATER SERVICES Maiden Plate - 1200m
04 October 2025 - 14:49
Track Rating: Good 4, Weather: Fine, Rail Position: +2m Entire



Section	Overall	1000m	800m	600m	400m	200m							
Section Times	1:10.12 [3] (0:13.79)	0:56.33 [3] (0:10.96)	0:45.37 [2] (0:11.20)	0:34.17 [2] (0:11.34)	0:22.83 [1] (0:11.23)	0:11.60 [1] (0:11.60)							
Average Speed [km/h]	52.2	65.9	64.7	63.5	64.3	62.1							
Top Speed [km/h]	65.6	66.3	65.5	63.9	64.8	63.6							
Avg. Dist. to Rail [m]	0.4	0.9	1.5	0.6	2.0	3.0							
Avg. Stride Freq. [Hz]	2.3	2.3	2.3	2.3	2.3	2.3							
Avg. Stride Length [m]	6.5	7.9	7.9	7.8	7.5	7.5							





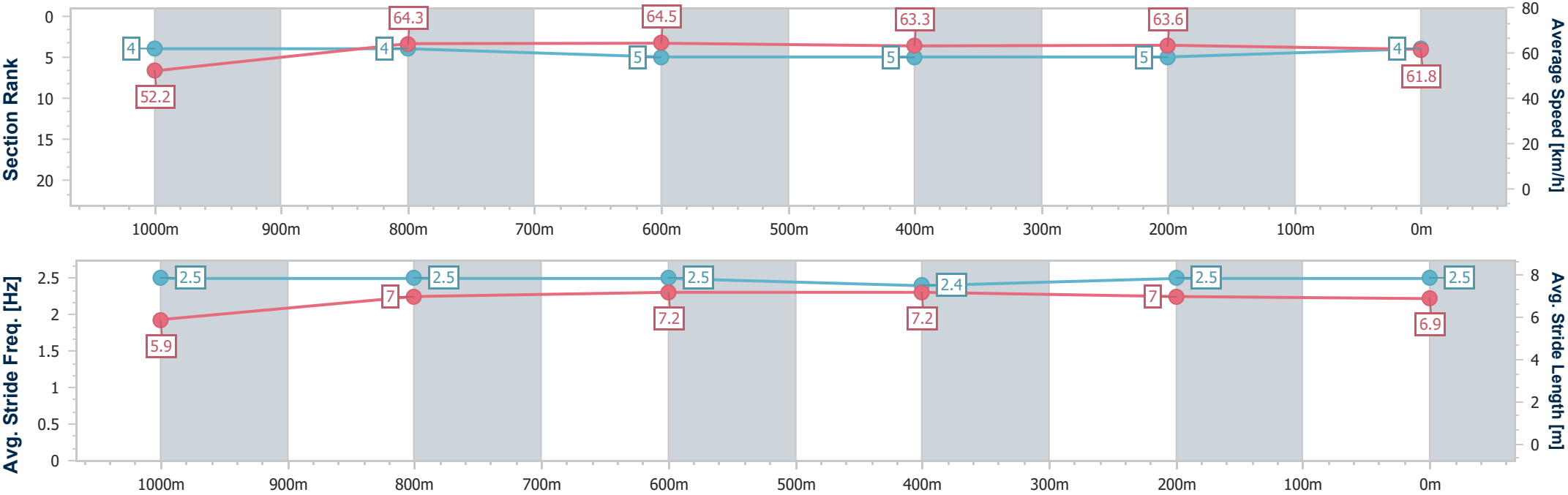
Horse/Jockey Name	Tidal Point
Final Rank	4
Fastest Section Time (Section)	0:11.19 (1000m)
Top Speed [km/h] (Section)	66.3 (1000m)
Race State	Finished



Aquis Park Gold CoastProfessional
Race 4: VEOLIA WATER SERVICES Maiden Plate - 1200m
04 October 2025 - 14:49
Track Rating: Good 4, Weather: Fine, Rail Position: +2m Entire



Section	Overall	1000m	800m	600m	400m	200m							
Section Times	1:10.57 [4] (0:13.82)	0:56.75 [4] (0:11.19)	0:45.56 [4] (0:11.20)	0:34.36 [5] (0:11.39)	0:22.97 [5] (0:11.32)	0:11.65 [5] (0:11.65)							
Average Speed [km/h]	52.2	64.3	64.5	63.3	63.6	61.8							
Top Speed [km/h]	66.0	66.3	65.0	64.0	64.2	63.2							
Avg. Dist. to Rail [m]	1.5	0.8	1.0	0.6	2.5	4.9							
Avg. Stride Freq. [Hz]	2.5	2.5	2.5	2.4	2.5	2.5							
Avg. Stride Length [m]	5.9	7.0	7.2	7.2	7.0	6.9							





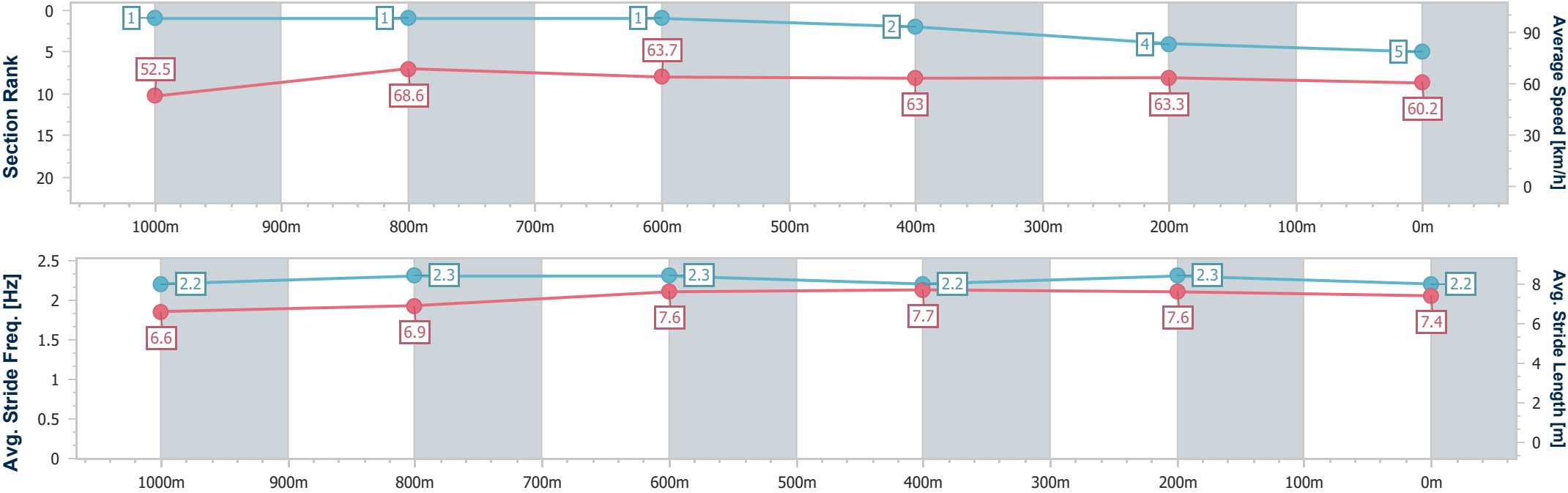
Horse/Jockey Name	Skinny Jeans
Final Rank	5
Fastest Section Time (Section)	0:10.58 (1000m)
Top Speed [km/h] (Section)	88.9 (1000m)
Race State	Finished



Aquis Park Gold CoastProfessional
Race 4: VEOLIA WATER SERVICES Maiden Plate - 1200m
04 October 2025 - 14:49
Track Rating: Good 4, Weather: Fine, Rail Position: +2m Entire



Section	Overall	1000m	800m	600m	400m	200m								
Section Times	1:10.72 [5] (0:13.72)	0:57.00 [1] (0:10.58)	0:46.42 [1] (0:11.43)	0:34.99 [1] (0:11.62)	0:23.37 [2] (0:11.41)	0:11.96 [4] (0:11.96)								
Average Speed [km/h]	52.5	68.6	63.7	63.0	63.3	60.2								
Top Speed [km/h]	67.6	88.9	65.4	63.3	64.2	61.4								
Avg. Dist. to Rail [m]	6.7	2.3	3.6	2.6	3.2	4.0								
Avg. Stride Freq. [Hz]	2.2	2.3	2.3	2.2	2.3	2.2								
Avg. Stride Length [m]	6.6	6.9	7.6	7.7	7.6	7.4								





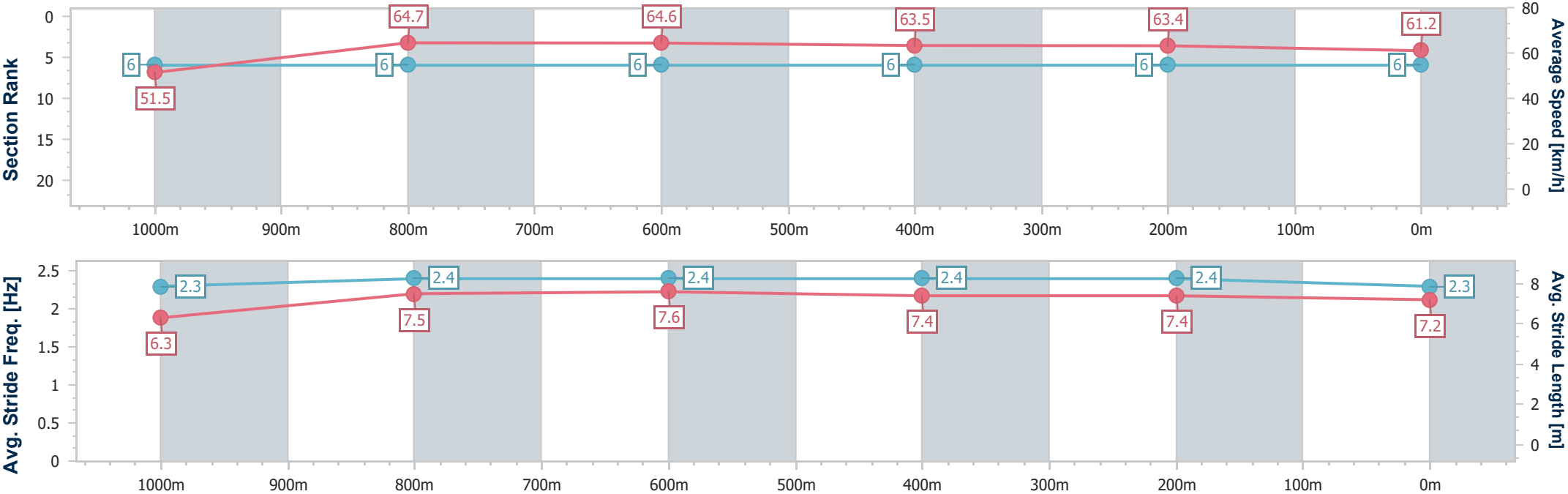
Horse/Jockey Name	Cairo Queen
Final Rank	6
Fastest Section Time (Section)	0:11.20 (1000m)
Top Speed [km/h] (Section)	66.1 (1000m)
Race State	Finished



Aquis Park Gold CoastProfessional
Race 4: VEOLIA WATER SERVICES Maiden Plate - 1200m
04 October 2025 - 14:49
Track Rating: Good 4, Weather: Fine, Rail Position: +2m Entire



Section	Overall	1000m	800m	600m	400m	200m								
Section Times	1:10.83 [6] (0:13.99)	0:56.84 [6] (0:11.20)	0:45.64 [6] (0:11.21)	0:34.43 [6] (0:11.28)	0:23.15 [6] (0:11.39)	0:11.76 [6] (0:11.76)								
Average Speed [km/h]	51.5	64.7	64.6	63.5	63.4	61.2								
Top Speed [km/h]	65.2	66.1	66.0	64.9	64.0	62.7								
Avg. Dist. to Rail [m]	3.7	2.0	1.2	0.3	0.9	0.2								
Avg. Stride Freq. [Hz]	2.3	2.4	2.4	2.4	2.4	2.3								
Avg. Stride Length [m]	6.3	7.5	7.6	7.4	7.4	7.2								





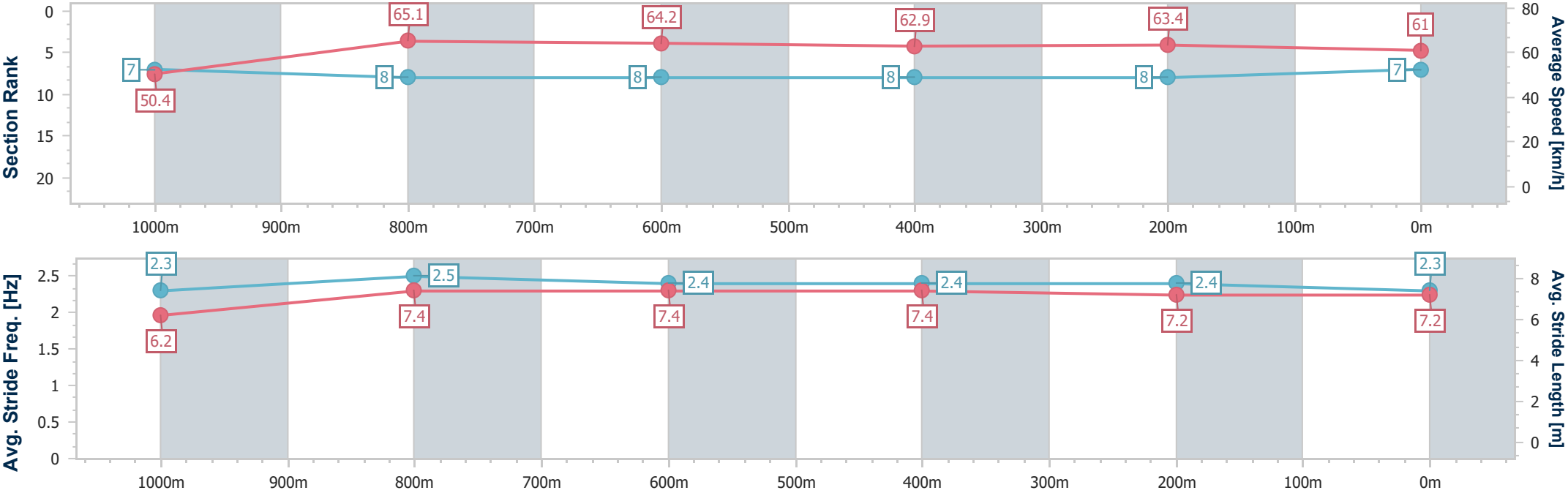
Horse/Jockey Name	Zhongxin Koala
Final Rank	7
Fastest Section Time (Section)	0:11.04 (1000m)
Top Speed [km/h] (Section)	67.8 (1000m)
Race State	Finished



Aquis Park Gold CoastProfessional
Race 4: VEOLIA WATER SERVICES Maiden Plate - 1200m
04 October 2025 - 14:49
Track Rating: Good 4, Weather: Fine, Rail Position: +2m Entire



Section	Overall	1000m	800m	600m	400m	200m							
Section Times	1:11.19 [7] (0:14.35)	0:56.84 [7] (0:11.04)	0:45.80 [8] (0:11.25)	0:34.55 [8] (0:11.39)	0:23.16 [8] (0:11.36)	0:11.80 [8] (0:11.80)							
Average Speed [km/h]	50.4	65.1	64.2	62.9	63.4	61.0							
Top Speed [km/h]	65.0	67.8	66.3	63.6	65.2	62.4							
Avg. Dist. to Rail [m]	4.3	0.9	0.6	1.0	0.6	2.3							
Avg. Stride Freq. [Hz]	2.3	2.5	2.4	2.4	2.4	2.3							
Avg. Stride Length [m]	6.2	7.4	7.4	7.4	7.2	7.2							





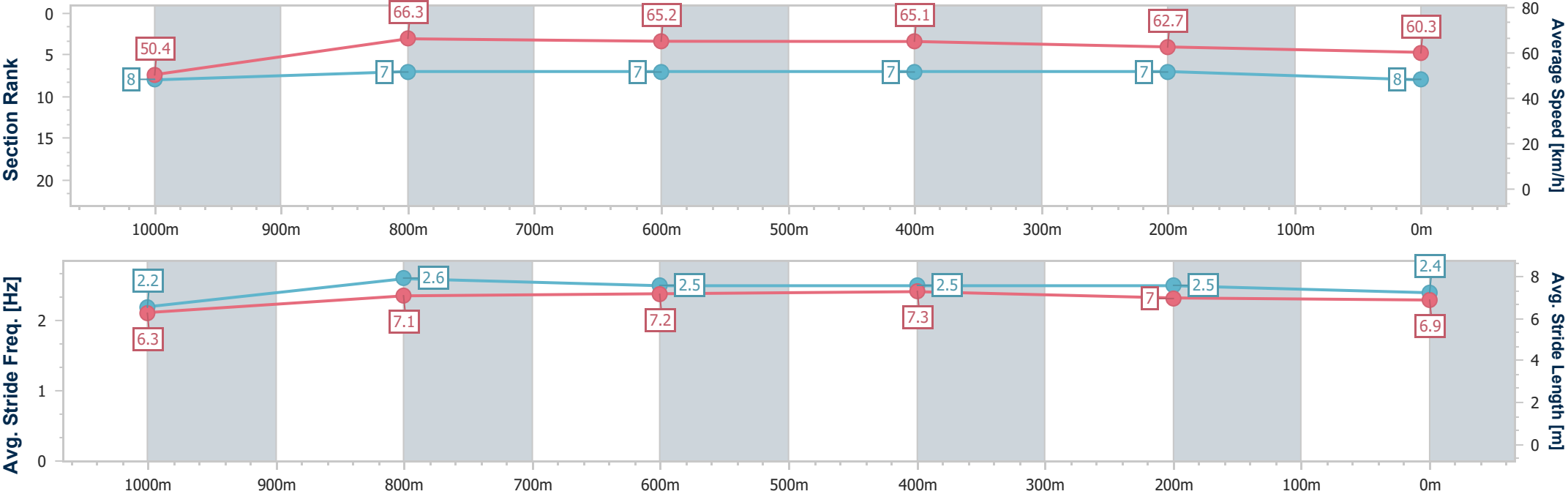
Horse/Jockey Name	Spiritual Rhythm
Final Rank	8
Fastest Section Time (Section)	0:10.90 (1000m)
Top Speed [km/h] (Section)	67.3 (1000m)
Race State	Finished



Aquis Park Gold CoastProfessional
Race 4: VEOLIA WATER SERVICES Maiden Plate - 1200m
04 October 2025 - 14:49
Track Rating: Good 4, Weather: Fine, Rail Position: +2m Entire



Section	Overall	1000m	800m	600m	400m	200m							
Section Times	1:11.26 [8] (0:14.35)	0:56.91 [8] (0:10.90)	0:46.01 [7] (0:11.18)	0:34.83 [7] (0:11.28)	0:23.55 [7] (0:11.60)	0:11.95 [7] (0:11.95)							
Average Speed [km/h]	50.4	66.3	65.2	65.1	62.7	60.3							
Top Speed [km/h]	65.7	67.3	66.3	66.3	63.7	62.2							
Avg. Dist. to Rail [m]	3.8	1.2	3.7	4.0	7.6	7.8							
Avg. Stride Freq. [Hz]	2.2	2.6	2.5	2.5	2.5	2.4							
Avg. Stride Length [m]	6.3	7.1	7.2	7.3	7.0	6.9							





Aquis Park Gold Coast Professional
Race 5: VEOLIA ENERGY SERVICES QTIS Three-Year-Old Maiden
Handicap - 1400m
04 October 2025 - 15:25



Track Rating: Good 4, Weather: Fine, Rail Position: +2m Entire

Section						Overall	1200m	1000m	800m	600m	400m	Last 600m	
Field Times						1:23.10 (0:09.70)	1:13.40 (0:11.61)	1:01.79 (0:12.19)	0:49.60 (0:11.20)	0:38.40 (0:11.95)	0:26.45 (0:12.48)	0:38.40	
Rank	TAB	Horse/Jockey	Barrier	Top Speed [km/h]	Fastest Section								Distance Travelled [m]
1	15	MISHANI MOET	10	67.3	0:10.67	1:23.10 [1]	1:11.31 [11]	1:00.64 [9]	0:49.60 [1]	0:38.40 [1]	0:26.45 [1]	0:38.40	
		Olivia Kendal		1200m	1200m	(0:11.79)	(0:10.67)	(0:11.04)	(0:11.20)	(0:11.95)	(0:12.48)		
2	7	WILY JACK	4	68.8	0:10.06	1:23.81 [2]	1:13.75 [6]	1:02.09 [6]	0:49.43 [8]	0:35.99 [8]	0:23.31 [7]	0:35.99	+0
		Jaden Lloyd		Overall	Overall	(0:10.06)	(0:11.66)	(0:12.66)	(0:13.44)	(0:12.68)	(0:11.54)		
3	10	ADORABLE THOUGHT	5	68.7	0:09.89	1:24.06 [3]	1:14.17 [5]	1:02.47 [5]	0:49.90 [5]	0:36.65 [4]	0:23.92 [2]	0:36.65	-2
		Luke Dempsey		1200m	Overall	(0:09.89)	(0:11.70)	(0:12.57)	(0:13.25)	(0:12.73)	(0:11.75)		
4	12	FAR CRY	11	69.0	0:10.19	1:24.14 [4]	1:13.95 [7]	1:02.34 [7]	0:49.80 [7]	0:36.54 [6]	0:23.82 [5]	0:36.54	+0
		Anthony Allen		1200m	Overall	(0:10.19)	(0:11.61)	(0:12.54)	(0:13.26)	(0:12.72)	(0:11.72)		
5	5	LES AMIS	3	68.2	0:09.84	1:24.42 [5]	1:14.58 [4]	1:02.88 [4]	0:50.15 [6]	0:36.77 [7]	0:24.05 [6]	0:36.77	-4
		Jackson Murphy		1200m	Overall	(0:09.84)	(0:11.70)	(0:12.73)	(0:13.38)	(0:12.72)	(0:11.73)		
6	11	PARADISE AS USUAL	7	66.0	0:10.83	1:24.49 [6]	1:13.66 [10]	1:01.63 [10]	0:49.38 [10]	0:36.21 [10]	0:23.52 [10]	0:36.21	+0
		Chelsea Baker		1200m	Overall	(0:10.83)	(0:12.03)	(0:12.25)	(0:13.17)	(0:12.69)	(0:11.60)		
7	2	CASUAL CAT	8	68.0	0:10.43	1:24.65 [7]	1:14.22 [8]	1:02.43 [8]	0:49.98 [9]	0:36.68 [9]	0:24.06 [9]	0:36.68	+4
		Brandon Lerena		1200m	Overall	(0:10.43)	(0:11.79)	(0:12.45)	(0:13.30)	(0:12.62)	(0:11.77)		
8	18	PIERTAGA	1	67.0	0:09.71	1:25.25 [8]	1:15.54 [2]	1:03.71 [3]	0:51.15 [4]	0:38.03 [3]	0:25.07 [3]	0:38.03	+5
		Leah Martyn		Overall	Overall	(0:09.71)	(0:11.83)	(0:12.56)	(0:13.12)	(0:12.96)	(0:12.20)		
9	17	BABUSHKA DOLL	6	69.3	0:09.82	1:25.53 [9]	1:15.71 [3]	1:04.12 [2]	0:51.45 [3]	0:38.00 [5]	0:25.00 [8]	0:38.00	-7
		Karl Zechner		1200m	Overall	(0:09.82)	(0:11.59)	(0:12.67)	(0:13.45)	(0:13.00)	(0:12.12)		
10	6	MR BETTERMAN	9	68.9	0:09.70	1:26.03 [10]	1:16.33 [1]	1:04.72 [1]	0:52.16 [2]	0:38.88 [2]	0:25.83 [4]	0:38.88	-3
		Jason Taylor		1200m	Overall	(0:09.70)	(0:11.61)	(0:12.56)	(0:13.28)	(0:13.05)	(0:12.37)		

Scratched: Leica Lemon (#4), Mayor Of Kingston (#8), On Any Tuesday (#13), Glad I Met You (#3), Norty Forty (#16), Provoker (#1), Whata Sort (#9)



Aquis Park Gold Coast Professional
Race 5: VEOLIA ENERGY SERVICES QTIS Three-Year-Old Maiden
Handicap - 1400m
04 October 2025 - 15:25



Track Rating: Good 4, Weather: Fine, Rail Position: +2m Entire

Section					Overall	1200m	1000m	800m	600m	400m	Last 600m		
Field Times					1:23.10 (0:09.70)	1:13.40 (0:11.61)	1:01.79 (0:12.19)	0:49.60 (0:11.20)	0:38.40 (0:11.95)	0:26.45 (0:12.48)	0:38.40		
Rank	TAB	Horse/Jockey	Barrier	Top Speed [km/h]	Fastest Section								Distance Travelled [m]
11	14	LADY BARBAROSSA	2	70.1	0:10.62	1:28.02 [11]	1:17.40 [9]	1:04.92 [11]	0:51.36 [11]	0:37.06 [11]	0:23.27 [11]	0:37.06	-4
		Kenji Yoshida		1200m	Overall	(0:10.62)	(0:12.48)	(0:13.56)	(0:14.30)	(0:13.79)	(0:11.50)		

Scratched: Leica Lemon (#4), Mayor Of Kingston (#8), On Any Tuesday (#13), Glad I Met You (#3), Norty Forty (#16), Provoker (#1), Whata Sort (#9)



Aquis Park Gold Coast Professional
Race 5: VEOLIA ENERGY SERVICES QTIS Three-Year-Old Maiden
Handicap - 1400m
04 October 2025 - 15:25



Track Rating: Good 4, Weather: Fine, Rail Position: +2m Entire

Section		200m					Last 600m		
Field Times		0:13.97 (0:13.97)					0:38.40		
Rank	TAB	Horse/Jockey	Barrier	Top Speed [km/h]	Fastest Section	Margin		Distance Travelled [m]	
1	15	MISHANI MOET	10	67.3	0:10.67	0:13.97 [1]	1:23.10	0:38.40	
		Olivia Kendal		1200m	1200m	(0:13.97)			
2	7	WILY JACK	4	68.8	0:10.06	0:11.77 [3]	4L	0:35.99	+0
		Jaden Lloyd		Overall	Overall	(0:11.77)			
3	10	ADORABLE THOUGHT	5	68.7	0:09.89	0:12.17 [2]	5.3L	0:36.65	-2
		Luke Dempsey		1200m	Overall	(0:12.17)			
4	12	FAR CRY	11	69.0	0:10.19	0:12.10 [4]	5.8L	0:36.54	+0
		Anthony Allen		1200m	Overall	(0:12.10)			
5	5	LES AMIS	3	68.2	0:09.84	0:12.32 [5]	7.3L	0:36.77	-4
		Jackson Murphy		1200m	Overall	(0:12.32)			
6	11	PARADISE AS USUAL	7	66.0	0:10.83	0:11.92 [8]	7.7L	0:36.21	+0
		Chelsea Baker		1200m	Overall	(0:11.92)			
7	2	CASUAL CAT	8	68.0	0:10.43	0:12.29 [6]	8.5L	0:36.68	+4
		Brandon Lerena		1200m	Overall	(0:12.29)			
8	18	PIERTAGA	1	67.0	0:09.71	0:12.87 [7]	12L	0:38.03	+5
		Leah Martyn		Overall	Overall	(0:12.87)			
9	17	BABUSHKA DOLL	6	69.3	0:09.82	0:12.88 [10]	13.5L	0:38.00	-7
		Karl Zechner		1200m	Overall	(0:12.88)			
10	6	MR BETTERMAN	9	68.9	0:09.70	0:13.46 [9]	16.3L	0:38.88	-3
		Jason Taylor		1200m	Overall	(0:13.46)			

Scratched: Leica Lemon (#4), Mayor Of Kingston (#8), On Any Tuesday (#13), Glad I Met You (#3), Norty Forty (#16), Provoker (#1), Whata Sort (#9)



Aquis Park Gold Coast Professional
Race 5: VEOLIA ENERGY SERVICES QTIS Three-Year-Old Maiden
Handicap - 1400m
04 October 2025 - 15:25



Track Rating: Good 4, Weather: Fine, Rail Position: +2m Entire

Section						200m	Last 600m		
Field Times						0:13.97 (0:13.97)	0:38.40		
Rank	TAB	Horse/Jockey	Barrier	Top Speed [km/h]	Fastest Section	Margin		Distance Travelled [m]	
11	14	LADY BARBAROSSA	2	70.1	0:10.62	0:11.77 [11]	27.8L	0:37.06	-4
		Kenji Yoshida		1200m	Overall	(0:11.77)			

Scratched: Leica Lemon (#4), Mayor Of Kingston (#8), On Any Tuesday (#13), Glad I Met You (#3), Norty Forty (#16), Provoker (#1), Whata Sort (#9)



Horse/Jockey Name	Mishani Moet
Final Rank	1
Fastest Section Time (Section)	0:10.67 (1200m)
Top Speed [km/h] (Section)	67.3 (1200m)
Race State	Finished



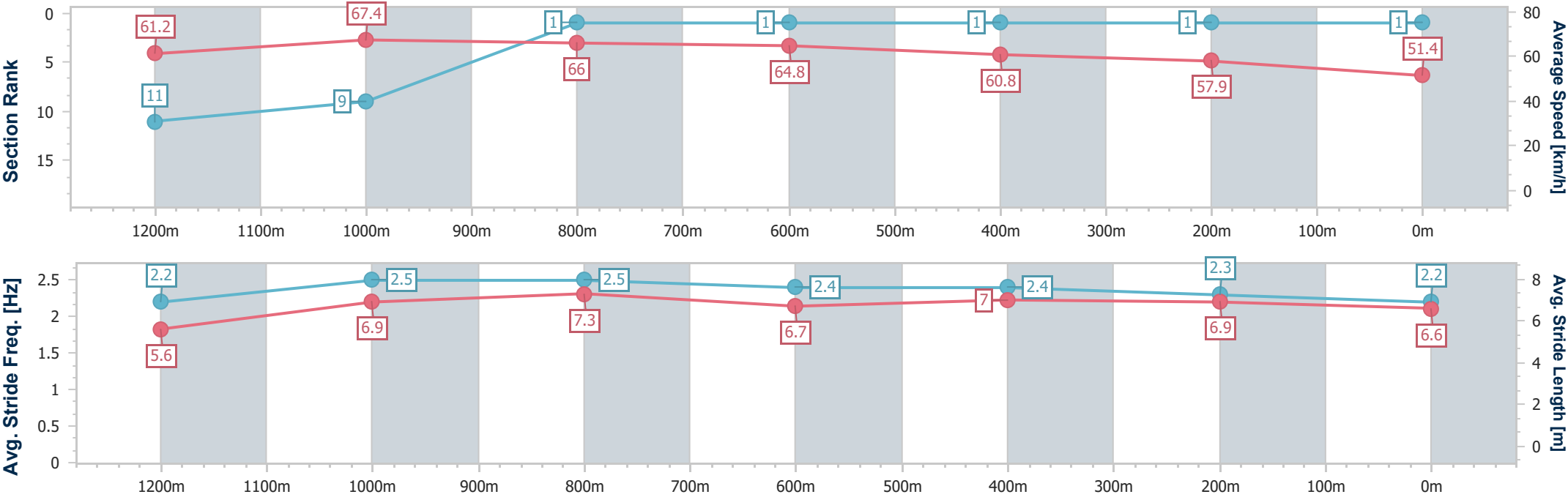
Aquis Park Gold CoastProfessional
Race 5: VEOLIA ENERGY SERVICES QTIS Three-Year-Old
Maiden Handicap - 1400m



04 October 2025 - 15:25

Track Rating: Good 4, Weather: Fine, Rail Position: +2m Entire

Section	Overall	1200m	1000m	800m	600m	400m	200m						
Section Times	1:23.10 [1] (0:11.79)	1:11.31 [11] (0:10.67)	1:00.64 [9] (0:11.04)	0:49.60 [1] (0:11.20)	0:38.40 [1] (0:11.95)	0:26.45 [1] (0:12.48)	0:13.97 [1] (0:13.97)						
Average Speed [km/h]	61.2	67.4	66.0	64.8	60.8	57.9	51.4						
Top Speed [km/h]	65.6	67.3	67.1	65.6	62.9	58.5	55.8						
Avg. Dist. to Rail [m]	7.8	1.7	2.2	2.7	1.3	2.3	2.5						
Avg. Stride Freq. [Hz]	2.2	2.5	2.5	2.4	2.4	2.3	2.2						
Avg. Stride Length [m]	5.6	6.9	7.3	6.7	7.0	6.9	6.6						



- [] Ranking at each section and finish
- .-.- No data available at this section
- NA No data available



Horse/Jockey Name	Wily Jack
Final Rank	2
Fastest Section Time (Section)	0:10.06 (Overall)
Top Speed [km/h] (Section)	68.8 (Overall)
Race State	Finished



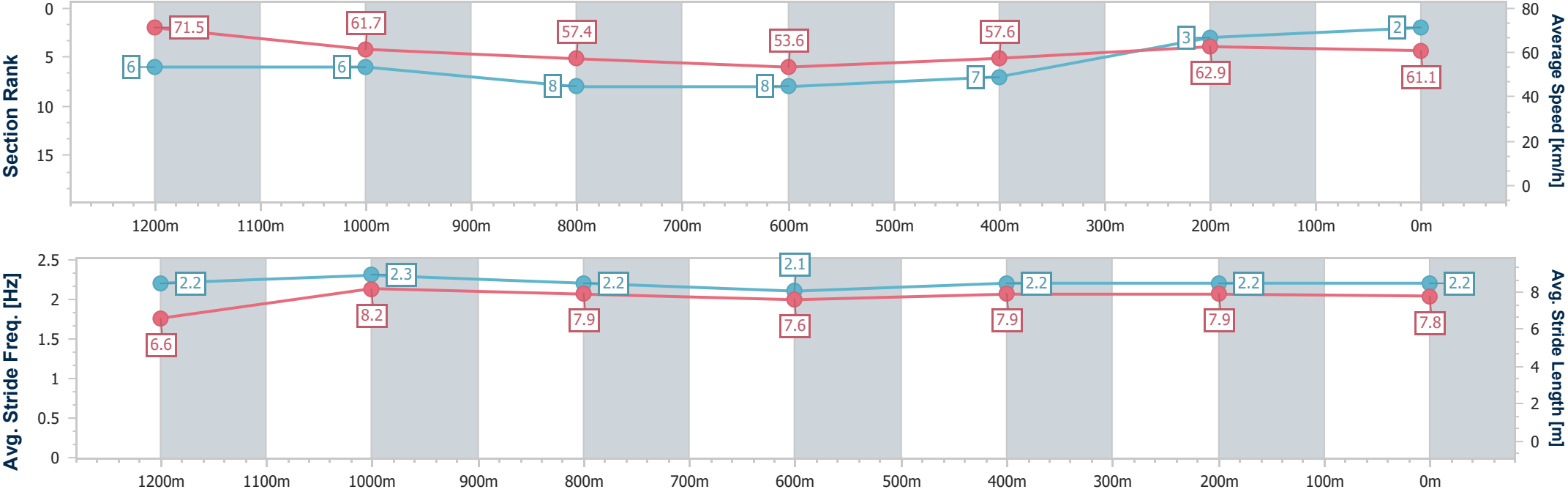
Aquis Park Gold CoastProfessional
Race 5: VEOLIA ENERGY SERVICES QTIS Three-Year-Old
Maiden Handicap - 1400m



04 October 2025 - 15:25

Track Rating: Good 4, Weather: Fine, Rail Position: +2m Entire

Section	Overall	1200m	1000m	800m	600m	400m	200m						
Section Times	1:23.81 [2] (0:10.06)	1:13.75 [6] (0:11.66)	1:02.09 [6] (0:12.66)	0:49.43 [8] (0:13.44)	0:35.99 [8] (0:12.68)	0:23.31 [7] (0:11.54)	0:11.77 [3] (0:11.77)						
Average Speed [km/h]	71.5	61.7	57.4	53.6	57.6	62.9	61.1						
Top Speed [km/h]	68.8	68.8	66.4	60.3	64.4	63.7	62.4						
Avg. Dist. to Rail [m]	6.9	1.3	1.2	1.1	2.5	5.3	4.0						
Avg. Stride Freq. [Hz]	2.2	2.3	2.2	2.1	2.2	2.2	2.2						
Avg. Stride Length [m]	6.6	8.2	7.9	7.6	7.9	7.9	7.8						





Horse/Jockey Name	Adorable Thought
Final Rank	3
Fastest Section Time (Section)	0:09.89 (Overall)
Top Speed [km/h] (Section)	68.7 (1200m)
Race State	Finished



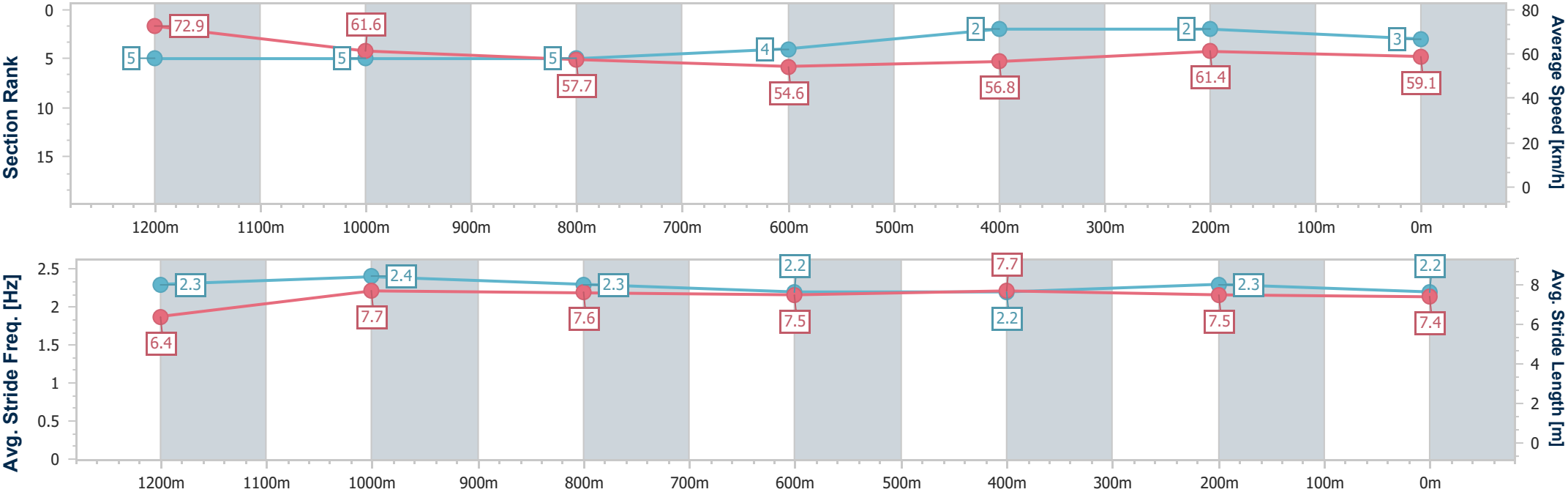
Aquis Park Gold CoastProfessional
Race 5: VEOLIA ENERGY SERVICES QTIS Three-Year-Old
Maiden Handicap - 1400m



04 October 2025 - 15:25

Track Rating: Good 4, Weather: Fine, Rail Position: +2m Entire

Section	Overall	1200m	1000m	800m	600m	400m	200m						
Section Times	1:24.06 [3] (0:09.89)	1:14.17 [5] (0:11.70)	1:02.47 [5] (0:12.57)	0:49.90 [5] (0:13.25)	0:36.65 [4] (0:12.73)	0:23.92 [2] (0:11.75)	0:12.17 [2] (0:12.17)						
Average Speed [km/h]	72.9	61.6	57.7	54.6	56.8	61.4	59.1						
Top Speed [km/h]	68.3	68.7	65.5	60.3	62.5	62.3	61.1						
Avg. Dist. to Rail [m]	7.9	2.1	1.7	1.2	0.8	2.3	2.0						
Avg. Stride Freq. [Hz]	2.3	2.4	2.3	2.2	2.2	2.3	2.2						
Avg. Stride Length [m]	6.4	7.7	7.6	7.5	7.7	7.5	7.4						





Horse/Jockey Name	Far Cry
Final Rank	4
Fastest Section Time (Section)	0:10.19 (Overall)
Top Speed [km/h] (Section)	69.0 (1200m)
Race State	Finished



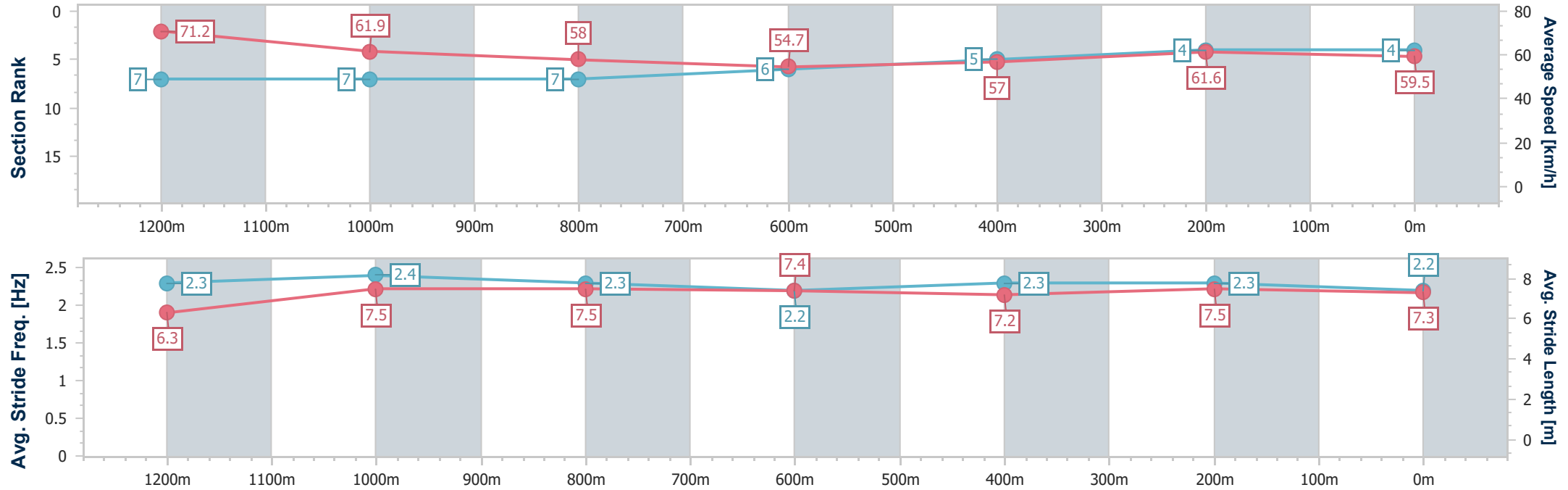
Aquis Park Gold CoastProfessional
Race 5: VEOLIA ENERGY SERVICES QTIS Three-Year-Old
Maiden Handicap - 1400m



04 October 2025 - 15:25

Track Rating: Good 4, Weather: Fine, Rail Position: +2m Entire

Section	Overall	1200m	1000m	800m	600m	400m	200m						
Section Times	1:24.14 [4] (0:10.19)	1:13.95 [7] (0:11.61)	1:02.34 [7] (0:12.54)	0:49.80 [7] (0:13.26)	0:36.54 [6] (0:12.72)	0:23.82 [5] (0:11.72)	0:12.10 [4] (0:12.10)						
Average Speed [km/h]	71.2	61.9	58.0	54.7	57.0	61.6	59.5						
Top Speed [km/h]	68.0	69.0	65.8	59.9	62.6	62.4	61.8						
Avg. Dist. to Rail [m]	12.3	2.1	2.3	1.4	1.2	4.9	4.9						
Avg. Stride Freq. [Hz]	2.3	2.4	2.3	2.2	2.3	2.3	2.2						
Avg. Stride Length [m]	6.3	7.5	7.5	7.4	7.2	7.5	7.3						





Horse/Jockey Name	Les Amis
Final Rank	5
Fastest Section Time (Section)	0:09.84 (Overall)
Top Speed [km/h] (Section)	68.2 (1200m)
Race State	Finished



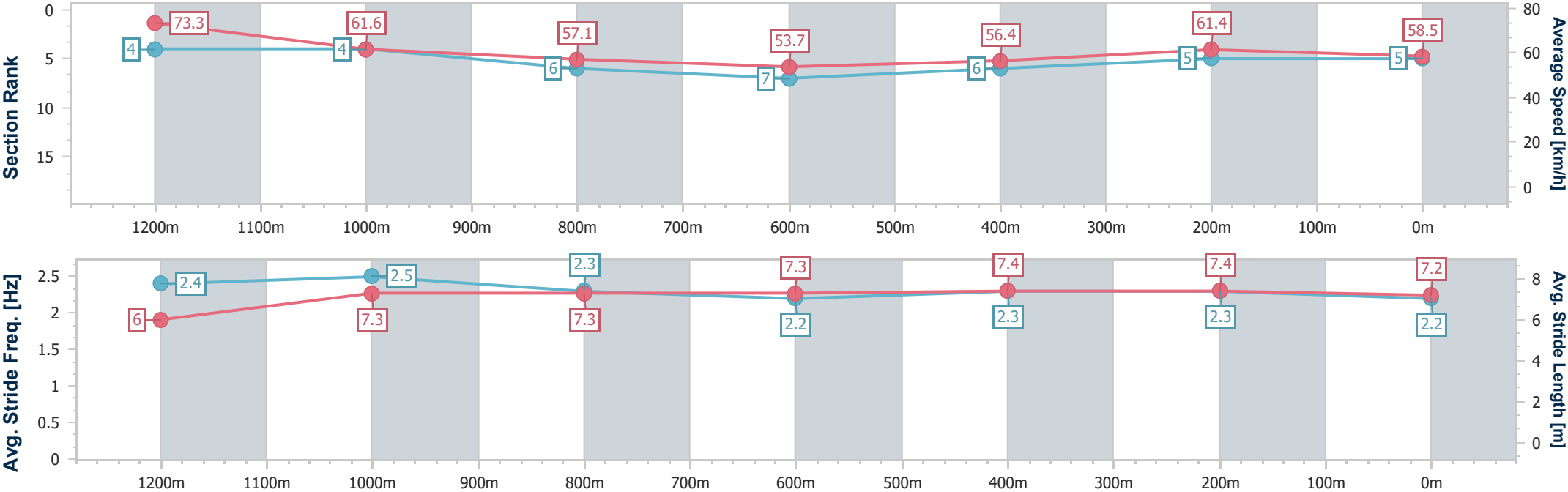
Aquis Park Gold CoastProfessional
Race 5: VEOLIA ENERGY SERVICES QTIS Three-Year-Old
Maiden Handicap - 1400m



04 October 2025 - 15:25

Track Rating: Good 4, Weather: Fine, Rail Position: +2m Entire

Section	Overall	1200m	1000m	800m	600m	400m	200m						
Section Times	1:24.42 [5] (0:09.84)	1:14.58 [4] (0:11.70)	1:02.88 [4] (0:12.73)	0:50.15 [6] (0:13.38)	0:36.77 [7] (0:12.72)	0:24.05 [6] (0:11.73)	0:12.32 [5] (0:12.32)						
Average Speed [km/h]	73.3	61.6	57.1	53.7	56.4	61.4	58.5						
Top Speed [km/h]	68.1	68.2	65.2	59.2	62.1	62.8	60.2						
Avg. Dist. to Rail [m]	7.1	2.0	1.5	0.7	1.2	1.3	0.4						
Avg. Stride Freq. [Hz]	2.4	2.5	2.3	2.2	2.3	2.3	2.2						
Avg. Stride Length [m]	6.0	7.3	7.3	7.3	7.4	7.4	7.2						



- [] Ranking at each section and finish
- .-.- No data available at this section
- NA No data available



Horse/Jockey Name	Paradise As Usual
Final Rank	6
Fastest Section Time (Section)	0:10.83 (Overall)
Top Speed [km/h] (Section)	66.0 (1200m)
Race State	Finished



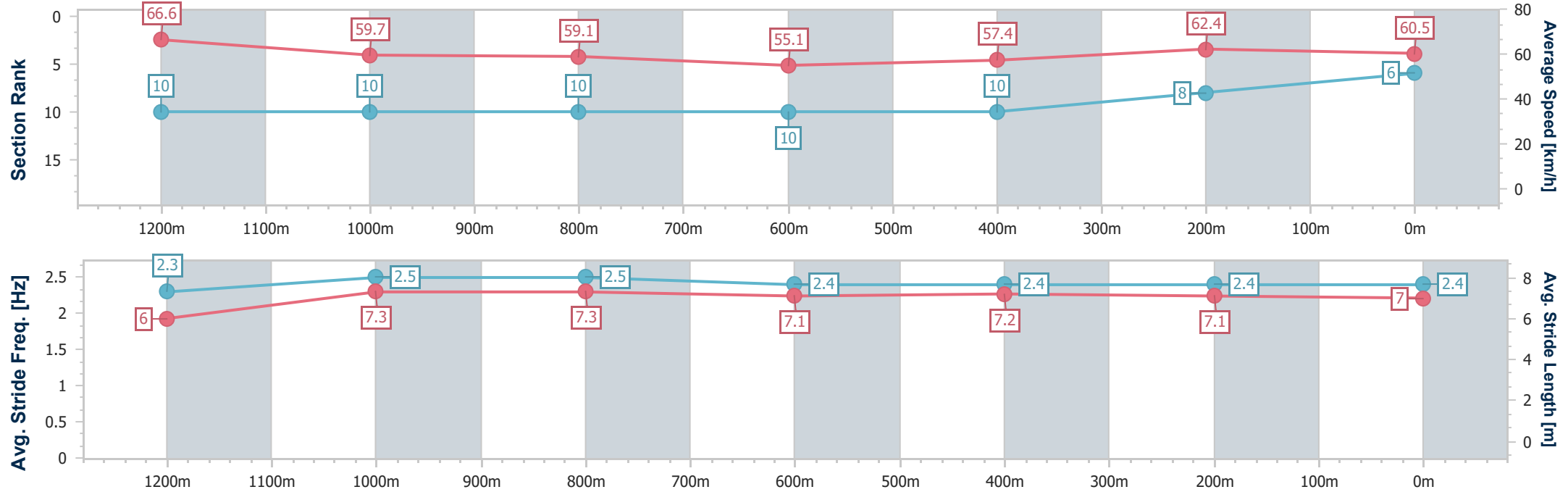
Aquis Park Gold CoastProfessional
Race 5: VEOLIA ENERGY SERVICES QTIS Three-Year-Old
Maiden Handicap - 1400m



04 October 2025 - 15:25

Track Rating: Good 4, Weather: Fine, Rail Position: +2m Entire

Section	Overall	1200m	1000m	800m	600m	400m	200m						
Section Times	1:24.49 [6] (0:10.83)	1:13.66 [10] (0:12.03)	1:01.63 [10] (0:12.25)	0:49.38 [10] (0:13.17)	0:36.21 [10] (0:12.69)	0:23.52 [10] (0:11.60)	0:11.92 [8] (0:11.92)						
Average Speed [km/h]	66.6	59.7	59.1	55.1	57.4	62.4	60.5						
Top Speed [km/h]	65.5	66.0	65.0	64.2	63.7	62.8	61.6						
Avg. Dist. to Rail [m]	7.5	0.5	0.9	2.0	1.8	5.9	8.3						
Avg. Stride Freq. [Hz]	2.3	2.5	2.5	2.4	2.4	2.4	2.4						
Avg. Stride Length [m]	6.0	7.3	7.3	7.1	7.2	7.1	7.0						



- [] Ranking at each section and finish
- .-.- No data available at this section
- NA No data available



Horse/Jockey Name	Casual Cat
Final Rank	7
Fastest Section Time (Section)	0:10.43 (Overall)
Top Speed [km/h] (Section)	68.0 (1200m)
Race State	Finished



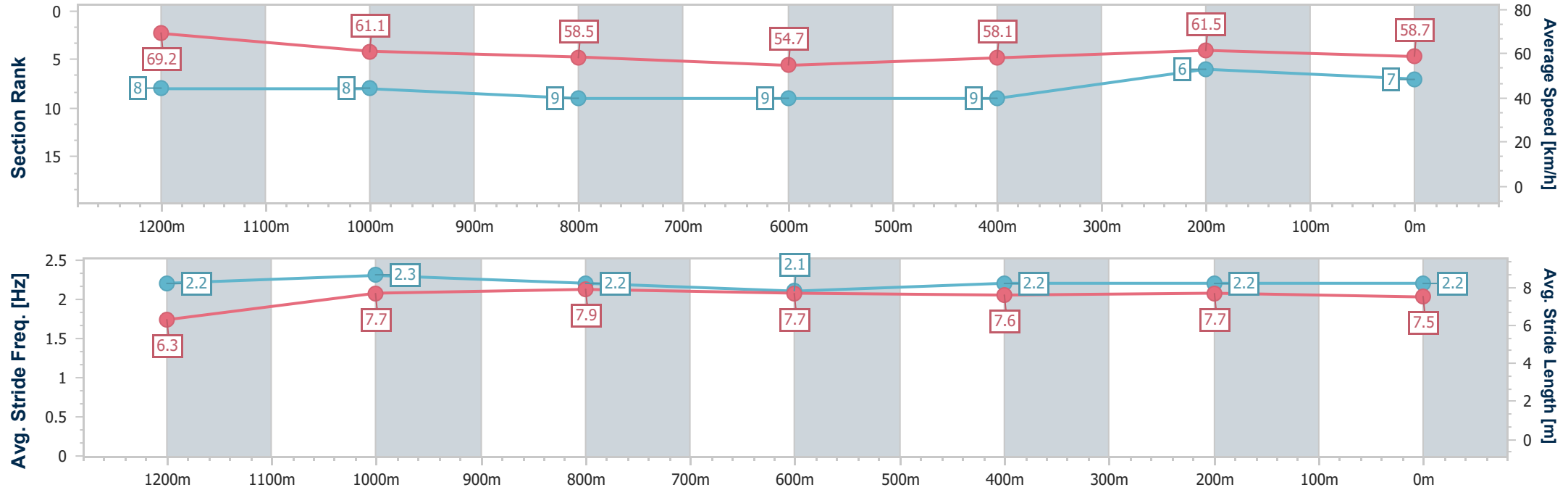
Aquis Park Gold CoastProfessional
Race 5: VEOLIA ENERGY SERVICES QTIS Three-Year-Old
Maiden Handicap - 1400m



04 October 2025 - 15:25

Track Rating: Good 4, Weather: Fine, Rail Position: +2m Entire

Section	Overall	1200m	1000m	800m	600m	400m	200m						
Section Times	1:24.65 [7] (0:10.43)	1:14.22 [8] (0:11.79)	1:02.43 [8] (0:12.45)	0:49.98 [9] (0:13.30)	0:36.68 [9] (0:12.62)	0:24.06 [9] (0:11.77)	0:12.29 [6] (0:12.29)						
Average Speed [km/h]	69.2	61.1	58.5	54.7	58.1	61.5	58.7						
Top Speed [km/h]	66.2	68.0	64.9	61.5	63.7	63.1	59.4						
Avg. Dist. to Rail [m]	9.7	2.3	2.4	2.7	2.9	5.8	5.7						
Avg. Stride Freq. [Hz]	2.2	2.3	2.2	2.1	2.2	2.2	2.2						
Avg. Stride Length [m]	6.3	7.7	7.9	7.7	7.6	7.7	7.5						





Horse/Jockey Name	Piertaga
Final Rank	8
Fastest Section Time (Section)	0:09.71 (Overall)
Top Speed [km/h] (Section)	67.0 (Overall)
Race State	Finished



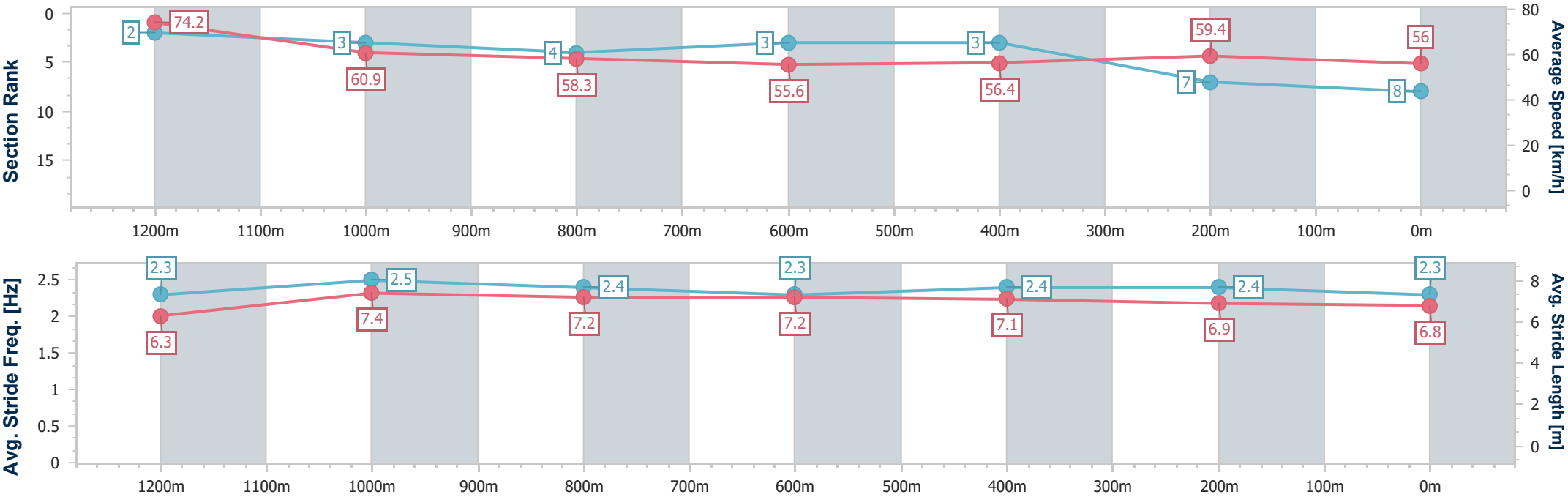
Aquis Park Gold CoastProfessional
Race 5: VEOLIA ENERGY SERVICES QTIS Three-Year-Old
Maiden Handicap - 1400m



04 October 2025 - 15:25

Track Rating: Good 4, Weather: Fine, Rail Position: +2m Entire

Section	Overall	1200m	1000m	800m	600m	400m	200m						
Section Times	1:25.25 [8] (0:09.71)	1:15.54 [2] (0:11.83)	1:03.71 [3] (0:12.56)	0:51.15 [4] (0:13.12)	0:38.03 [3] (0:12.96)	0:25.07 [3] (0:12.20)	0:12.87 [7] (0:12.87)						
Average Speed [km/h]	74.2	60.9	58.3	55.6	56.4	59.4	56.0						
Top Speed [km/h]	67.0	66.8	64.9	60.8	62.5	60.9	58.9						
Avg. Dist. to Rail [m]	8.7	2.4	3.7	3.2	3.1	5.5	4.7						
Avg. Stride Freq. [Hz]	2.3	2.5	2.4	2.3	2.4	2.4	2.3						
Avg. Stride Length [m]	6.3	7.4	7.2	7.2	7.1	6.9	6.8						



- [] Ranking at each section and finish
- .-.- No data available at this section
- NA No data available



Horse/Jockey Name	Babushka Doll
Final Rank	9
Fastest Section Time (Section)	0:09.82 (Overall)
Top Speed [km/h] (Section)	69.3 (1200m)
Race State	Finished



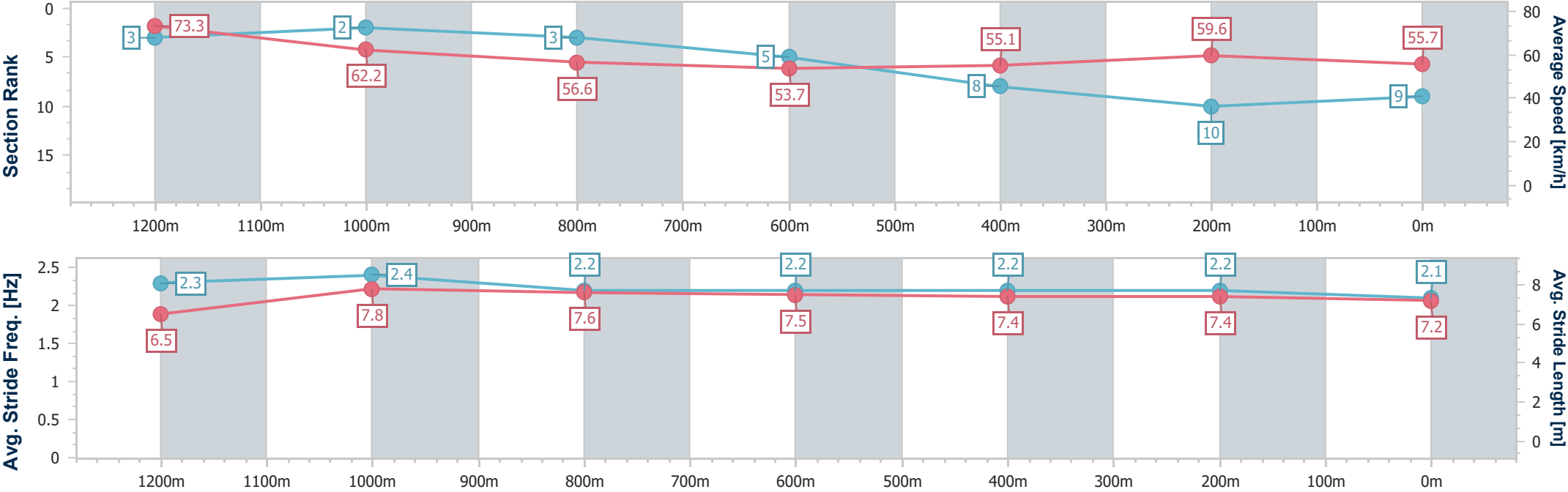
Aquis Park Gold CoastProfessional
Race 5: VEOLIA ENERGY SERVICES QTIS Three-Year-Old
Maiden Handicap - 1400m



04 October 2025 - 15:25

Track Rating: Good 4, Weather: Fine, Rail Position: +2m Entire

Section	Overall	1200m	1000m	800m	600m	400m	200m						
Section Times	1:25.53 [9] (0:09.82)	1:15.71 [3] (0:11.59)	1:04.12 [2] (0:12.67)	0:51.45 [3] (0:13.45)	0:38.00 [5] (0:13.00)	0:25.00 [8] (0:12.12)	0:12.88 [10] (0:12.88)						
Average Speed [km/h]	73.3	62.2	56.6	53.7	55.1	59.6	55.7						
Top Speed [km/h]	68.7	69.3	64.6	59.4	61.8	60.8	57.7						
Avg. Dist. to Rail [m]	4.9	0.2	0.5	0.5	0.3	0.3	0.2						
Avg. Stride Freq. [Hz]	2.3	2.4	2.2	2.2	2.2	2.2	2.1						
Avg. Stride Length [m]	6.5	7.8	7.6	7.5	7.4	7.4	7.2						



- [] Ranking at each section and finish
- .-.- No data available at this section
- NA No data available



Horse/Jockey Name	Mr Betterman
Final Rank	10
Fastest Section Time (Section)	0:09.70 (Overall)
Top Speed [km/h] (Section)	68.9 (1200m)
Race State	Finished



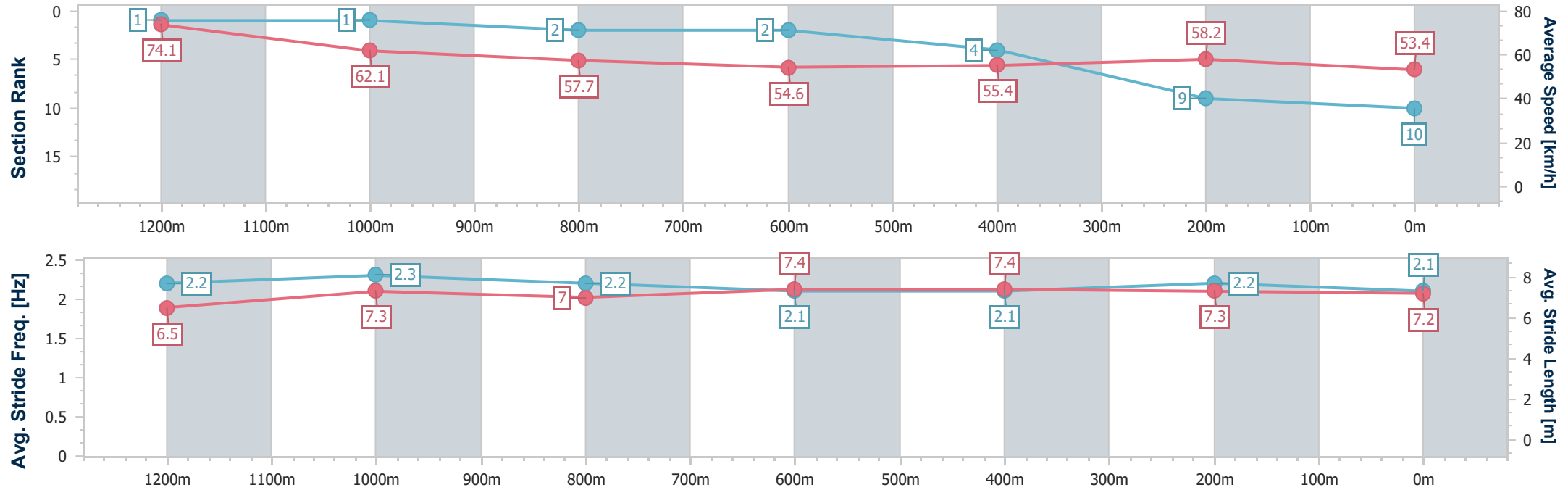
Aquis Park Gold CoastProfessional
Race 5: VEOLIA ENERGY SERVICES QTIS Three-Year-Old
Maiden Handicap - 1400m



04 October 2025 - 15:25

Track Rating: Good 4, Weather: Fine, Rail Position: +2m Entire

Section	Overall	1200m	1000m	800m	600m	400m	200m						
Section Times	1:26.03 [10] (0:09.70)	1:16.33 [1] (0:11.61)	1:04.72 [1] (0:12.56)	0:52.16 [2] (0:13.28)	0:38.88 [2] (0:13.05)	0:25.83 [4] (0:12.37)	0:13.46 [9] (0:13.46)						
Average Speed [km/h]	74.1	62.1	57.7	54.6	55.4	58.2	53.4						
Top Speed [km/h]	67.9	68.9	66.8	60.0	60.7	59.4	55.5						
Avg. Dist. to Rail [m]	11.3	2.9	1.2	1.3	0.6	1.1	1.6						
Avg. Stride Freq. [Hz]	2.2	2.3	2.2	2.1	2.1	2.2	2.1						
Avg. Stride Length [m]	6.5	7.3	7.0	7.4	7.4	7.3	7.2						



- [] Ranking at each section and finish
- .-.- No data available at this section
- NA No data available



Horse/Jockey Name	Lady Barbarossa
Final Rank	11
Fastest Section Time (Section)	0:10.62 (Overall)
Top Speed [km/h] (Section)	70.1 (1200m)
Race State	Finished



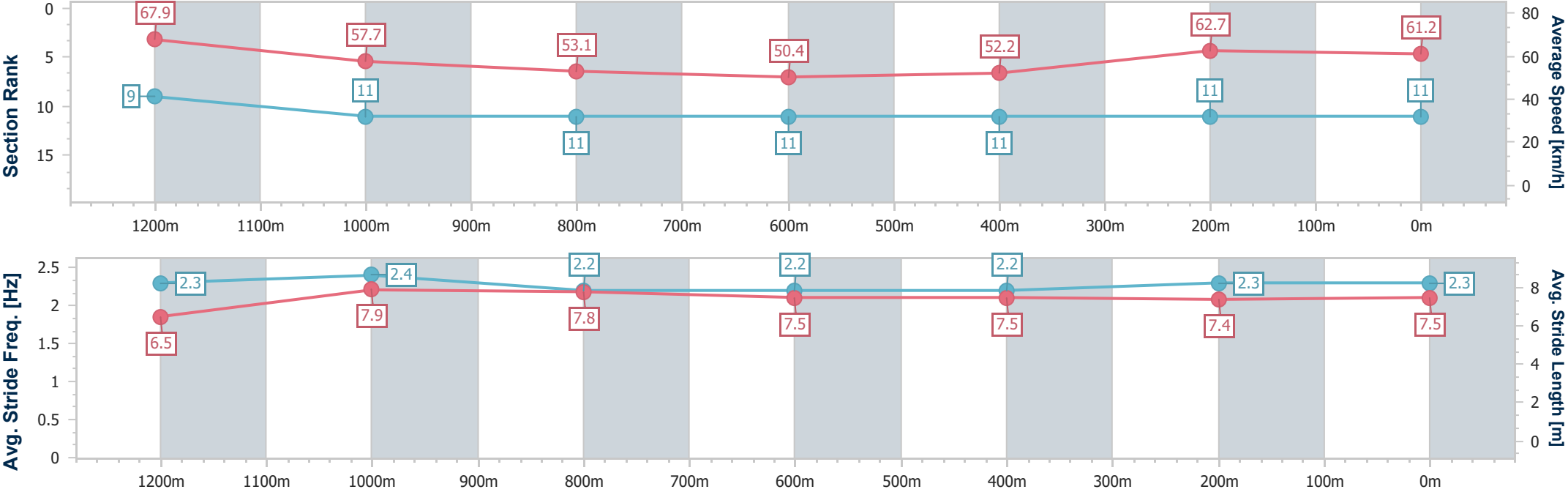
Aquis Park Gold CoastProfessional
Race 5: VEOLIA ENERGY SERVICES QTIS Three-Year-Old
Maiden Handicap - 1400m



04 October 2025 - 15:25

Track Rating: Good 4, Weather: Fine, Rail Position: +2m Entire

Section	Overall	1200m	1000m	800m	600m	400m	200m						
Section Times	1:28.02 [11] (0:10.62)	1:17.40 [9] (0:12.48)	1:04.92 [11] (0:13.56)	0:51.36 [11] (0:14.30)	0:37.06 [11] (0:13.79)	0:23.27 [11] (0:11.50)	0:11.77 [11] (0:11.77)						
Average Speed [km/h]	67.9	57.7	53.1	50.4	52.2	62.7	61.2						
Top Speed [km/h]	69.2	70.1	65.8	59.8	62.1	63.3	62.0						
Avg. Dist. to Rail [m]	13.4	4.7	0.7	0.6	0.4	0.4	0.3						
Avg. Stride Freq. [Hz]	2.3	2.4	2.2	2.2	2.2	2.3	2.3						
Avg. Stride Length [m]	6.5	7.9	7.8	7.5	7.5	7.4	7.5						



- [] Ranking at each section and finish
- .-.- No data available at this section
- NA No data available



Aquis Park Gold Coast Professional
Race 6: VEOLIA INDUSTRIAL SERVICES BENCHMARK 65 Handicap - 1000m

04 October 2025 - 15:59



Track Rating: Good 4, Weather: Fine, Rail Position: +2m Entire

Section		Overall				800m	600m	400m	200m	Last 600m		
Field Times		0:56.27 (0:12.79)				0:43.48 (0:10.28)	0:33.20 (0:10.63)	0:22.57 (0:11.00)	0:11.57 (0:11.57)	0:00.00		
Rank	TAB	Horse/Jockey	Barrier	Top Speed [km/h]	Fastest Section	Margin			Margin		Distance Travelled [m]	
1	13	MANPOWER	4	70.3	0:10.43	0:56.27 [1]	0:43.39 [2]	0:32.96 [2]	0:22.45 [2]	0:11.57 [1]	0:56.27	0:32.96
		Karl Zechner		Overall	800m	(0:12.88)	(0:10.43)	(0:10.51)	(0:10.88)	(0:11.57)		
2	11	STARSARISE	5	70.8	0:10.44	0:56.59 [2]	0:43.45 [3]	0:33.01 [3]	0:22.46 [4]	0:11.59 [3]	1.8L	0:33.01 +4
		Nozi Tomizawa		Overall	800m	(0:13.14)	(0:10.44)	(0:10.55)	(0:10.87)	(0:11.59)		
3	1	CAMPAI	8	71.9	0:10.28	0:56.69 [3]	0:43.90 [1]	0:33.62 [1]	0:22.99 [1]	0:11.87 [2]	2.3L	0:33.62 +5
		Courtney Bellamy		Overall	800m	(0:12.79)	(0:10.28)	(0:10.63)	(0:11.12)	(0:11.87)		
4	7	MISHANI CROWN	1	Data was not able to be tracked for this horse		-:--:-	-:--:-	-:--:-	-:--:-	-:--:-	2.7L	-:--:- ----:-
		Olivia Kendal										
5	3	STATE IN TEXAS	9	71.1	0:10.39	0:56.79 [5]	0:43.25 [8]	0:32.86 [7]	0:22.47 [5]	0:11.68 [4]	2.8L	0:32.86 +10
		Leah Martyn		600m	800m	(0:13.54)	(0:10.39)	(0:10.39)	(0:10.79)	(0:11.68)		
6	8	JUNGLE LAW	7	70.7	0:10.51	0:56.81 [6]	0:43.37 [7]	0:32.86 [8]	0:22.33 [8]	0:11.48 [7]	2.9L	0:32.86 +7
		Anthony Allen		800m	800m	(0:13.44)	(0:10.51)	(0:10.53)	(0:10.85)	(0:11.48)		
7	6	LIMAHULI	3	69.6	0:10.42	0:56.85 [7]	0:43.27 [9]	0:32.85 [9]	0:22.37 [9]	0:11.43 [9]	3.1L	0:32.85 +3
		Jaden Lloyd		600m	800m	(0:13.58)	(0:10.42)	(0:10.48)	(0:10.94)	(0:11.43)		
8	2	I AM VOODOO	10	71.0	0:10.43	0:56.95 [8]	0:43.77 [4]	0:33.34 [4]	0:22.84 [3]	0:11.77 [5]	3.6L	0:33.34 +10
		Bella Youngberry		Overall	800m	(0:13.18)	(0:10.43)	(0:10.50)	(0:11.07)	(0:11.77)		
9	5	SPARTUS	6	69.9	0:10.49	0:57.00 [9]	0:43.73 [5]	0:33.24 [5]	0:22.53 [7]	0:11.72 [6]	3.8L	0:33.24 +6
		Madeleine Wishart		600m	800m	(0:13.27)	(0:10.49)	(0:10.71)	(0:10.81)	(0:11.72)		
10	10	DON'T BE DRAMATIC	2	70.4	0:10.39	0:57.06 [10]	0:43.66 [6]	0:33.27 [6]	0:22.73 [6]	0:11.71 [8]	4L	0:33.27 +2
		Jai Williams		800m	800m	(0:13.40)	(0:10.39)	(0:10.54)	(0:11.02)	(0:11.71)		

Scratched: Bundella (#4), Missy No Nay (#9), Cabaletto (#12)

Report Created: Sat 4 October 2025 16:12 GMT+10 (Note: Timing is based on position data)

Page 1/11

[] Ranking at each section and finish
-:--:- No data available at this section
NA No data available

SCN Saddle cloth number
DNF Did not finish
DNT Did not track

data processed by **TRIPLESDATA**



Horse/Jockey Name	Manpower
Final Rank	1
Fastest Section Time (Section)	0:10.43 (800m)
Top Speed [km/h] (Section)	70.3 (Overall)
Race State	Finished



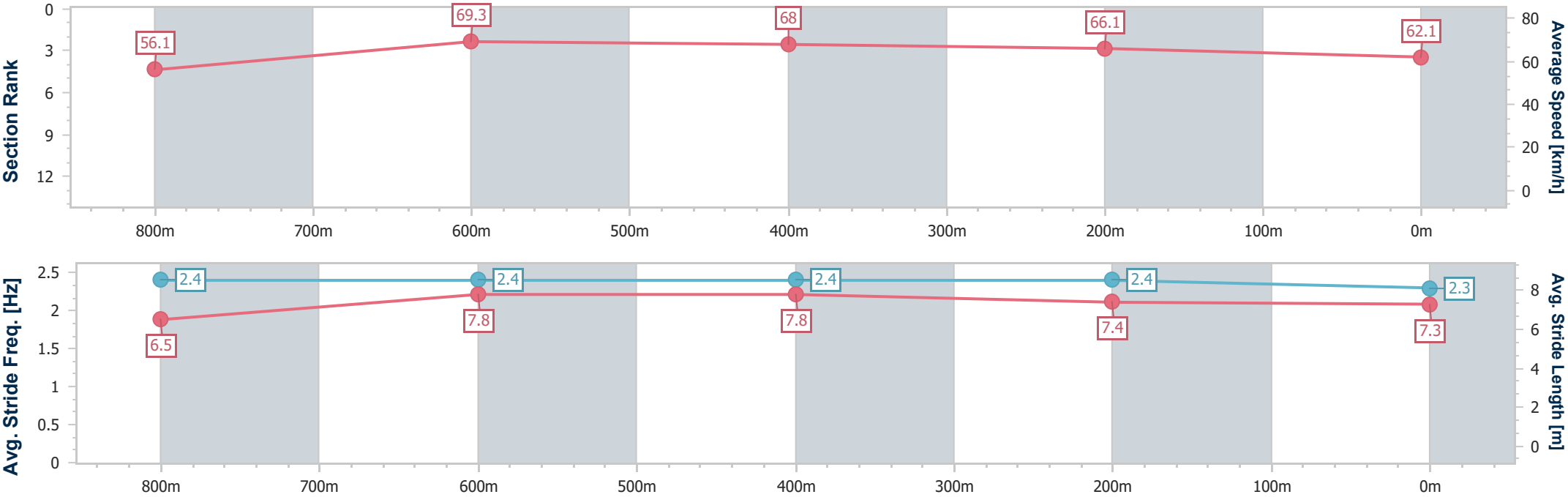
Aquis Park Gold CoastProfessional
Race 6: VEOLIA INDUSTRIAL SERVICES BENCHMARK 65
Handicap - 1000m



04 October 2025 - 15:59

Track Rating: Good 4, Weather: Fine, Rail Position: +2m Entire

Section	Overall	800m	600m	400m	200m										
Section Times	0:56.27 [1] (0:12.88)	0:43.39 [2] (0:10.43)	0:32.96 [2] (0:10.51)	0:22.45 [2] (0:10.88)	0:11.57 [1] (0:11.57)										
Average Speed [km/h]	56.1	69.3	68.0	66.1	62.1										
Top Speed [km/h]	70.3	70.2	68.8	67.6	64.3										
Avg. Dist. to Rail [m]	6.8	0.9	1.3	1.3	1.8										
Avg. Stride Freq. [Hz]	2.4	2.4	2.4	2.4	2.3										
Avg. Stride Length [m]	6.5	7.8	7.8	7.4	7.3										



- [] Ranking at each section and finish
- .-.- No data available at this section
- NA No data available



Horse/Jockey Name	Starsarise
Final Rank	2
Fastest Section Time (Section)	0:10.44 (800m)
Top Speed [km/h] (Section)	70.8 (Overall)
Race State	Finished



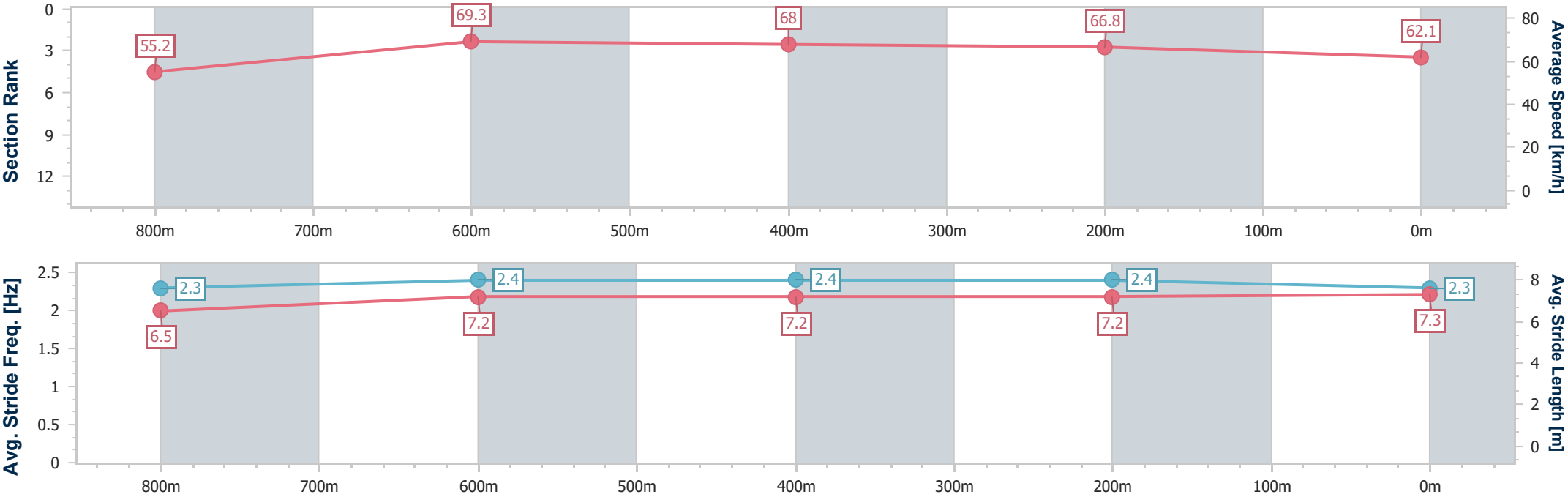
Aquis Park Gold CoastProfessional
Race 6: VEOLIA INDUSTRIAL SERVICES BENCHMARK 65
Handicap - 1000m



04 October 2025 - 15:59

Track Rating: Good 4, Weather: Fine, Rail Position: +2m Entire

Section	Overall	800m	600m	400m	200m									
Section Times	0:56.59 [2] (0:13.14)	0:43.45 [3] (0:10.44)	0:33.01 [3] (0:10.55)	0:22.46 [4] (0:10.87)	0:11.59 [3] (0:11.59)									
Average Speed [km/h]	55.2	69.3	68.0	66.8	62.1									
Top Speed [km/h]	70.8	70.5	69.7	67.8	64.5									
Avg. Dist. to Rail [m]	8.1	0.7	0.9	3.5	5.5									
Avg. Stride Freq. [Hz]	2.3	2.4	2.4	2.4	2.3									
Avg. Stride Length [m]	6.5	7.2	7.2	7.2	7.3									





Horse/Jockey Name	Campai
Final Rank	3
Fastest Section Time (Section)	0:10.28 (800m)
Top Speed [km/h] (Section)	71.9 (Overall)
Race State	Finished



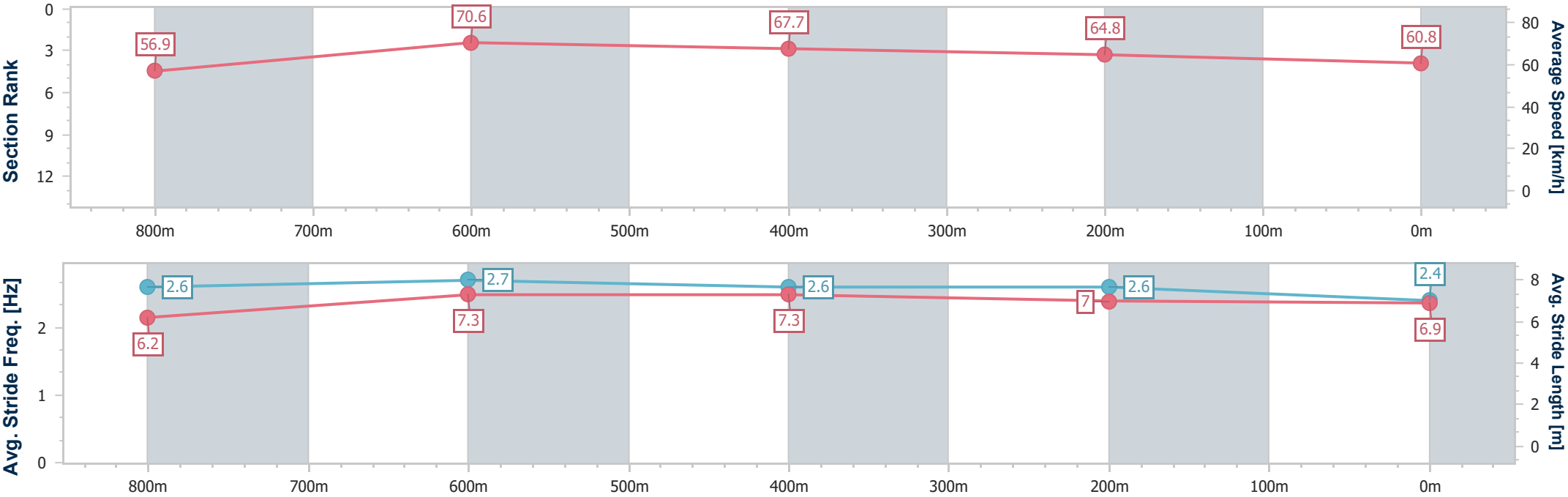
Aquis Park Gold CoastProfessional
Race 6: VEOLIA INDUSTRIAL SERVICES BENCHMARK 65
Handicap - 1000m



04 October 2025 - 15:59

Track Rating: Good 4, Weather: Fine, Rail Position: +2m Entire

Section	Overall	800m	600m	400m	200m										
Section Times	0:56.69 [3] (0:12.79)	0:43.90 [1] (0:10.28)	0:33.62 [1] (0:10.63)	0:22.99 [1] (0:11.12)	0:11.87 [2] (0:11.87)										
Average Speed [km/h]	56.9	70.6	67.7	64.8	60.8										
Top Speed [km/h]	71.9	71.8	70.0	67.2	63.4										
Avg. Dist. to Rail [m]	9.0	2.0	0.6	0.5	1.0										
Avg. Stride Freq. [Hz]	2.6	2.7	2.6	2.6	2.4										
Avg. Stride Length [m]	6.2	7.3	7.3	7.0	6.9										





Horse/Jockey Name	State In Texas
Final Rank	5
Fastest Section Time (Section)	0:10.39 (800m)
Top Speed [km/h] (Section)	71.1 (600m)
Race State	Finished



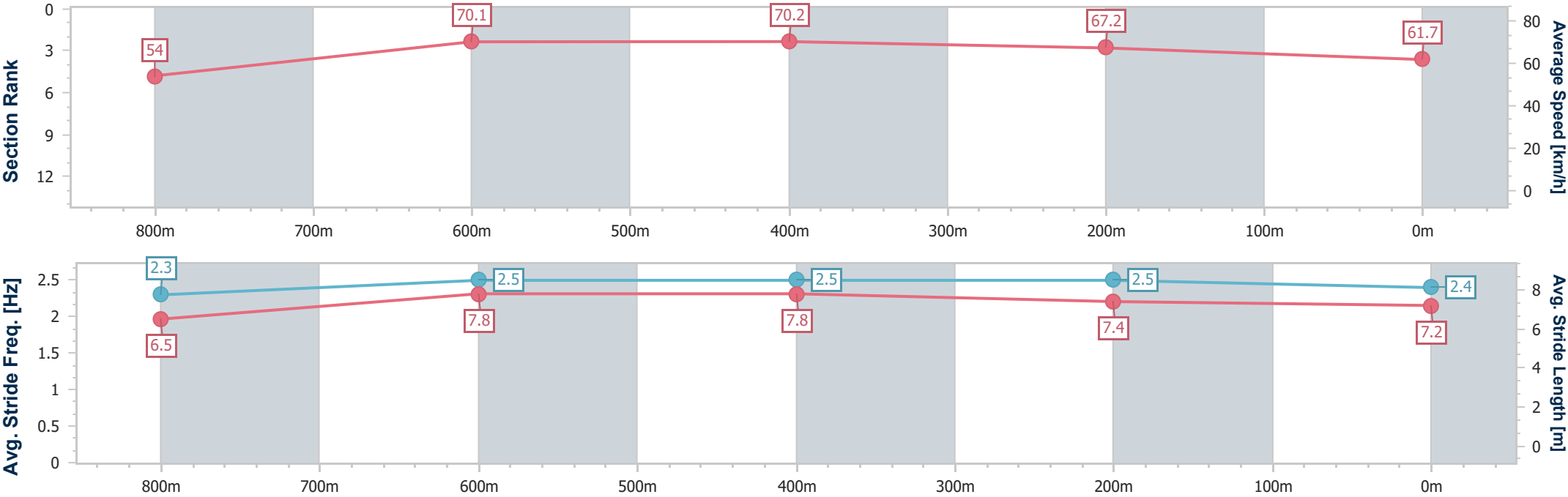
Aquis Park Gold CoastProfessional
Race 6: VEOLIA INDUSTRIAL SERVICES BENCHMARK 65
Handicap - 1000m



04 October 2025 - 15:59

Track Rating: Good 4, Weather: Fine, Rail Position: +2m Entire

Section	Overall	800m	600m	400m	200m										
Section Times	0:56.79 [5] (0:13.54)	0:43.25 [8] (0:10.39)	0:32.86 [7] (0:10.39)	0:22.47 [5] (0:10.79)	0:11.68 [4] (0:11.68)										
Average Speed [km/h]	54.0	70.1	70.2	67.2	61.7										
Top Speed [km/h]	70.0	70.8	71.1	68.6	64.8										
Avg. Dist. to Rail [m]	11.5	2.5	2.2	6.0	7.4										
Avg. Stride Freq. [Hz]	2.3	2.5	2.5	2.5	2.4										
Avg. Stride Length [m]	6.5	7.8	7.8	7.4	7.2										





Horse/Jockey Name	Jungle Law
Final Rank	6
Fastest Section Time (Section)	0:10.51 (800m)
Top Speed [km/h] (Section)	70.7 (800m)
Race State	Finished



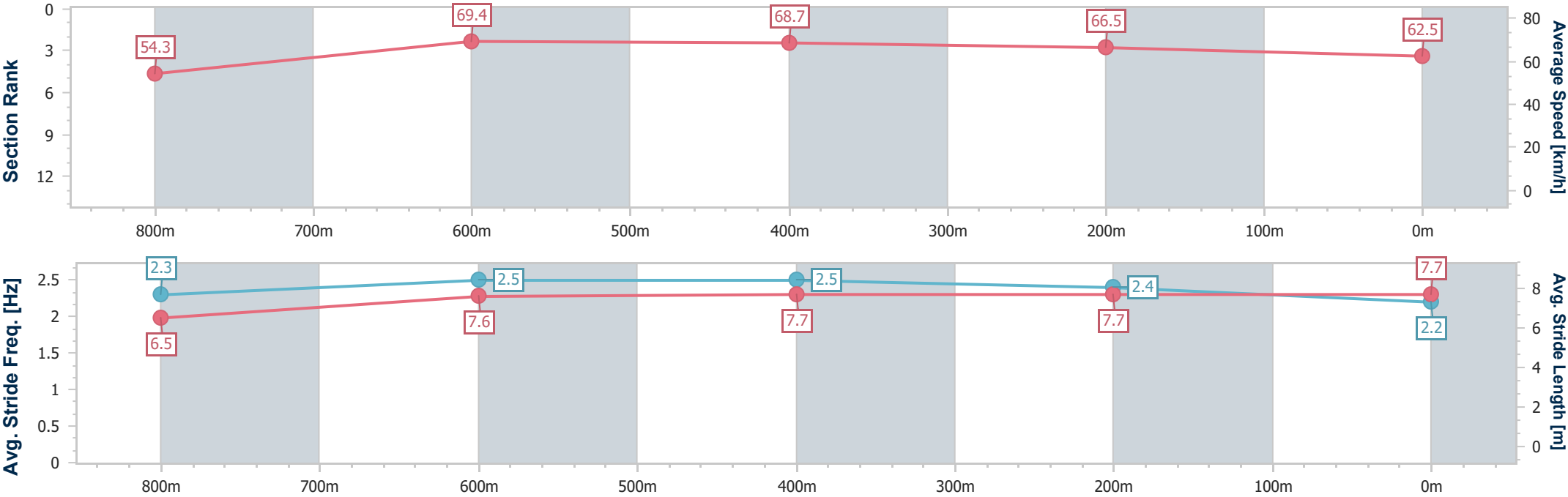
Aquis Park Gold CoastProfessional
Race 6: VEOLIA INDUSTRIAL SERVICES BENCHMARK 65
Handicap - 1000m



04 October 2025 - 15:59

Track Rating: Good 4, Weather: Fine, Rail Position: +2m Entire

Section	Overall	800m	600m	400m	200m										
Section Times	0:56.81 [6] (0:13.44)	0:43.37 [7] (0:10.51)	0:32.86 [8] (0:10.53)	0:22.33 [8] (0:10.85)	0:11.48 [7] (0:11.48)										
Average Speed [km/h]	54.3	69.4	68.7	66.5	62.5										
Top Speed [km/h]	70.1	70.7	70.7	67.4	65.1										
Avg. Dist. to Rail [m]	10.3	3.6	0.6	2.2	5.8										
Avg. Stride Freq. [Hz]	2.3	2.5	2.5	2.4	2.2										
Avg. Stride Length [m]	6.5	7.6	7.7	7.7	7.7										





Horse/Jockey Name	Limahuli
Final Rank	7
Fastest Section Time (Section)	0:10.42 (800m)
Top Speed [km/h] (Section)	69.6 (600m)
Race State	Finished



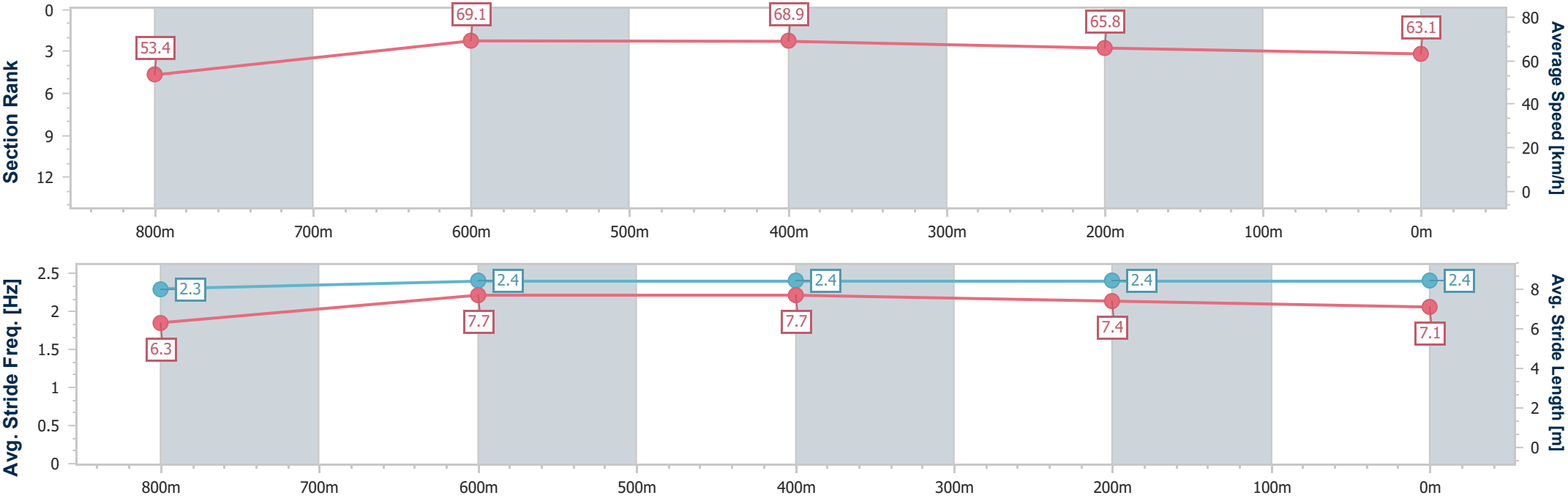
Aquis Park Gold CoastProfessional
Race 6: VEOLIA INDUSTRIAL SERVICES BENCHMARK 65
Handicap - 1000m



04 October 2025 - 15:59

Track Rating: Good 4, Weather: Fine, Rail Position: +2m Entire

Section	Overall	800m	600m	400m	200m										
Section Times	0:56.85 [7] (0:13.58)	0:43.27 [9] (0:10.42)	0:32.85 [9] (0:10.48)	0:22.37 [9] (0:10.94)	0:11.43 [9] (0:11.43)										
Average Speed [km/h]	53.4	69.1	68.9	65.8	63.1										
Top Speed [km/h]	68.5	69.4	69.6	66.7	65.6										
Avg. Dist. to Rail [m]	6.6	0.5	0.5	3.4	7.1										
Avg. Stride Freq. [Hz]	2.3	2.4	2.4	2.4	2.4										
Avg. Stride Length [m]	6.3	7.7	7.7	7.4	7.1										



[] Ranking at each section and finish
-.-.- No data available at this section
NA No data available



Horse/Jockey Name	I Am Voodoo
Final Rank	8
Fastest Section Time (Section)	0:10.43 (800m)
Top Speed [km/h] (Section)	71.0 (Overall)
Race State	Finished



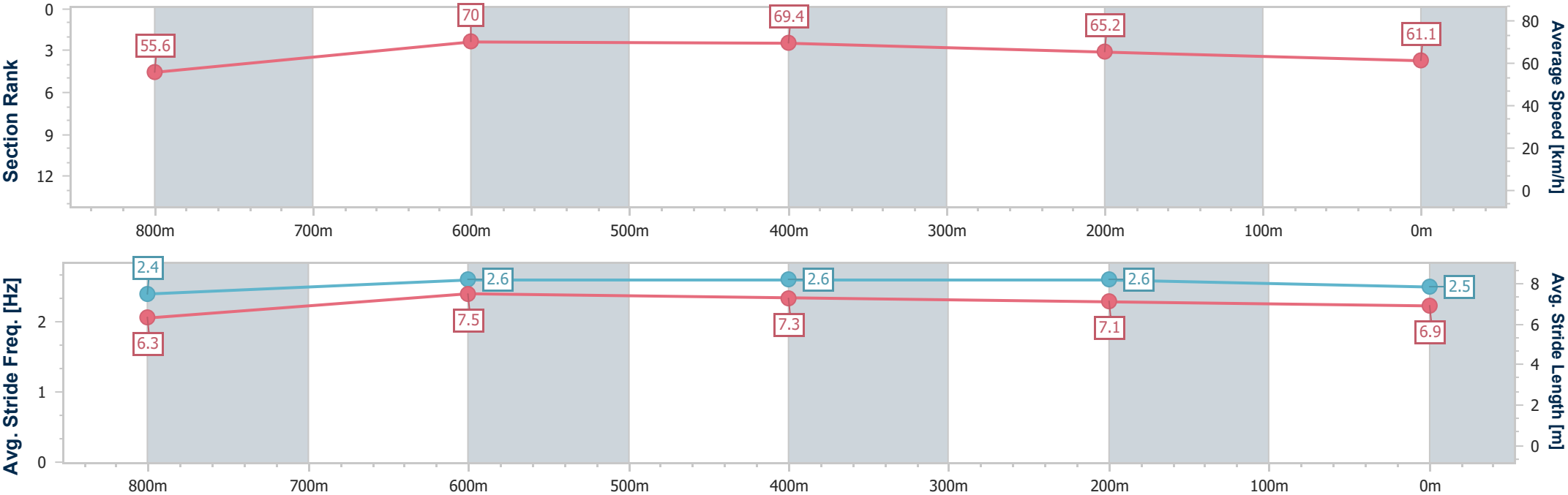
Aquis Park Gold CoastProfessional
Race 6: VEOLIA INDUSTRIAL SERVICES BENCHMARK 65
Handicap - 1000m



04 October 2025 - 15:59

Track Rating: Good 4, Weather: Fine, Rail Position: +2m Entire

Section	Overall	800m	600m	400m	200m										
Section Times	0:56.95 [8] (0:13.18)	0:43.77 [4] (0:10.43)	0:33.34 [4] (0:10.50)	0:22.84 [3] (0:11.07)	0:11.77 [5] (0:11.77)										
Average Speed [km/h]	55.6	70.0	69.4	65.2	61.1										
Top Speed [km/h]	71.0	71.0	70.7	67.9	64.4										
Avg. Dist. to Rail [m]	12.1	3.0	2.2	4.8	8.0										
Avg. Stride Freq. [Hz]	2.4	2.6	2.6	2.6	2.5										
Avg. Stride Length [m]	6.3	7.5	7.3	7.1	6.9										





Horse/Jockey Name	Spartus
Final Rank	9
Fastest Section Time (Section)	0:10.49 (800m)
Top Speed [km/h] (Section)	69.9 (600m)
Race State	Finished



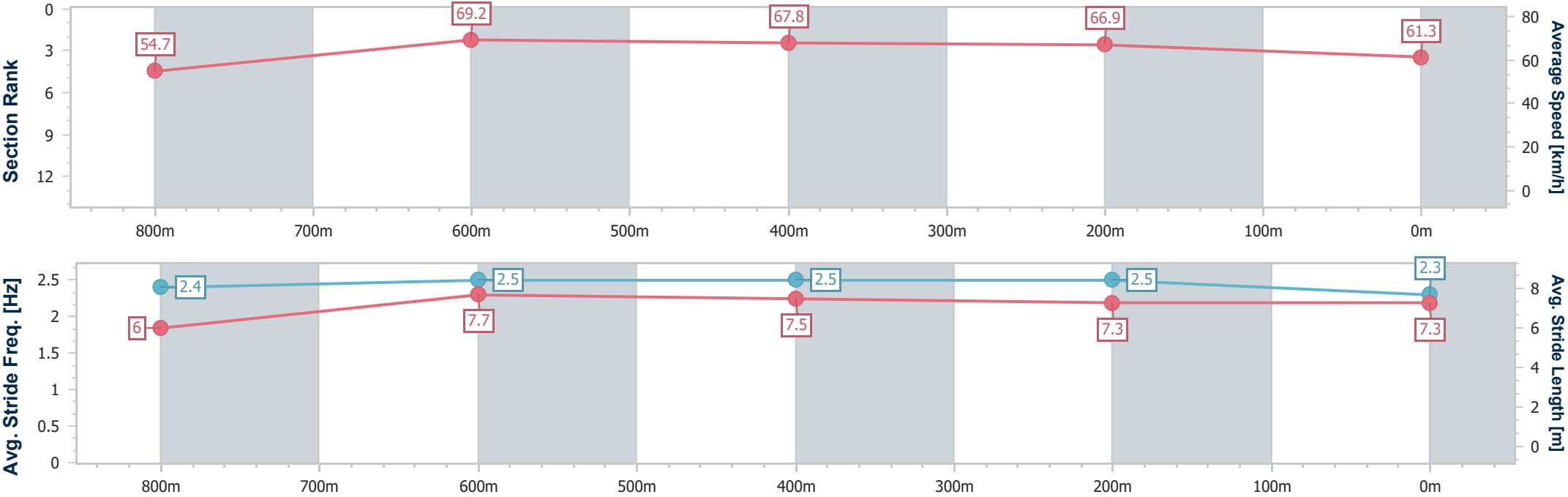
Aquis Park Gold CoastProfessional
Race 6: VEOLIA INDUSTRIAL SERVICES BENCHMARK 65
Handicap - 1000m



04 October 2025 - 15:59

Track Rating: Good 4, Weather: Fine, Rail Position: +2m Entire

Section	Overall	800m	600m	400m	200m															
Section Times	0:57.00 [9] (0:13.27)	0:43.73 [5] (0:10.49)	0:33.24 [5] (0:10.71)	0:22.53 [7] (0:10.81)	0:11.72 [6] (0:11.72)															
Average Speed [km/h]	54.7	69.2	67.8	66.9	61.3															
Top Speed [km/h]	69.0	69.6	69.9	67.9	64.5															
Avg. Dist. to Rail [m]	9.0	1.4	2.1	1.6	3.6															
Avg. Stride Freq. [Hz]	2.4	2.5	2.5	2.5	2.3															
Avg. Stride Length [m]	6.0	7.7	7.5	7.3	7.3															





Horse/Jockey Name	Don't Be Dramatic
Final Rank	10
Fastest Section Time (Section)	0:10.39 (800m)
Top Speed [km/h] (Section)	70.4 (800m)
Race State	Finished



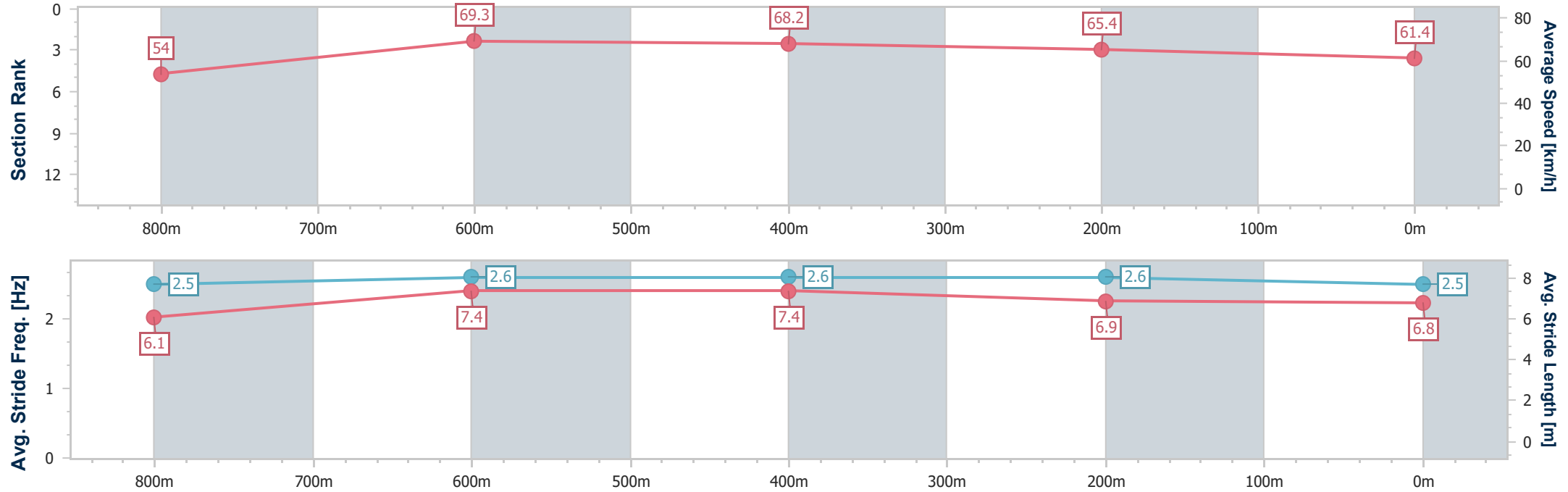
Aquis Park Gold CoastProfessional
Race 6: VEOLIA INDUSTRIAL SERVICES BENCHMARK 65
Handicap - 1000m



04 October 2025 - 15:59

Track Rating: Good 4, Weather: Fine, Rail Position: +2m Entire

Section	Overall	800m	600m	400m	200m										
Section Times	0:57.06 [10] (0:13.40)	0:43.66 [6] (0:10.39)	0:33.27 [6] (0:10.54)	0:22.73 [6] (0:11.02)	0:11.71 [8] (0:11.71)										
Average Speed [km/h]	54.0	69.3	68.2	65.4	61.4										
Top Speed [km/h]	69.6	70.4	70.2	67.4	64.5										
Avg. Dist. to Rail [m]	5.5	0.4	0.7	0.6	1.0										
Avg. Stride Freq. [Hz]	2.5	2.6	2.6	2.6	2.5										
Avg. Stride Length [m]	6.1	7.4	7.4	6.9	6.8										





Horse/Jockey Name	Mishani Crown
Final Rank	-
Fastest Section Time (Section)	-:--:--
Top Speed [km/h] (Section)	--.-
Race State	DidNotTrack



Aquis Park Gold CoastProfessional
Race 6: VEOLIA INDUSTRIAL SERVICES BENCHMARK 65
Handicap - 1000m
04 October 2025 - 15:59
Track Rating: Good 4, Weather: Fine, Rail Position: +2m Entire



Section	Overall	800m	600m	400m	200m								
Section Times	-:--:--	-:--:--	-:--:--	-:--:--	-:--:--								
Average Speed [km/h]	--.-	--.-	--.-	--.-	--.-								
Top Speed [km/h]	--.-	--.-	--.-	--.-	--.-								
Avg. Dist. to Rail [m]	.-	.-	.-	.-	.-								
Avg. Stride Freq. [Hz]	--.-	--.-	--.-	--.-	--.-								
Avg. Stride Length [m]	--.-	--.-	--.-	--.-	--.-								



Aquis Park Gold Coast Professional
Race 7: VEOLIA REMEDIATION SERVICES BENCHMARK 65 Handicap - 1400m

04 October 2025 - 16:34



Track Rating: Good 4, Weather: Fine, Rail Position: +2m Entire

Section		Overall				1200m	1000m	800m	600m	400m	Last 600m	
Field Times		1:22.54				1:08.72	0:57.82	0:46.63	0:35.25	0:23.81	0:35.25	
		(0:13.82)				(0:10.90)	(0:11.19)	(0:11.38)	(0:11.44)	(0:11.60)		
Rank	TAB	Horse/Jockey	Barrier	Top Speed [km/h]	Fastest Section							Distance Travelled [m]
1	2	CAPE CRUSADER	6	67.0	0:11.10	1:22.54 [1]	1:08.04 [8]	0:56.84 [8]	0:45.74 [8]	0:34.43 [8]	0:23.07 [7]	0:34.43
		Nozi Tomizawa		1000m	1000m	(0:14.50)	(0:11.20)	(0:11.10)	(0:11.31)	(0:11.36)	(0:11.50)	
2	8	ECCLESTONE	2	66.2	0:10.99	1:22.54 [2]	1:08.70 [2]	0:57.71 [3]	0:46.54 [2]	0:35.16 [2]	0:23.81 [1]	0:35.16 -5
		Chelsea Baker		1200m	1200m	(0:13.84)	(0:10.99)	(0:11.17)	(0:11.38)	(0:11.35)	(0:11.60)	
3	1	MIDNIGHT DRIFTER	3	65.9	0:11.09	1:22.56 [3]	1:08.25 [6]	0:57.16 [6]	0:46.05 [6]	0:34.84 [5]	0:23.42 [4]	0:34.84 -4
		Matthew Palmer		1000m	1200m	(0:14.31)	(0:11.09)	(0:11.11)	(0:11.21)	(0:11.42)	(0:11.62)	
4	4	SIAN STAR	1	65.9	0:11.06	1:22.97 [4]	1:08.95 [3]	0:57.89 [4]	0:46.75 [4]	0:35.52 [3]	0:24.03 [3]	0:35.52 -6
		Jai Williams		1000m	1200m	(0:14.02)	(0:11.06)	(0:11.14)	(0:11.23)	(0:11.49)	(0:11.81)	
5	10	WEST CORK	8	68.6	0:10.70	1:23.00 [5]	1:08.98 [3]	0:58.28 [1]	0:47.09 [1]	0:35.71 [1]	0:24.12 [2]	0:35.71 -5
		Luke Dempsey		1200m	1200m	(0:14.02)	(0:10.70)	(0:11.19)	(0:11.38)	(0:11.59)	(0:11.91)	
6	6	FIRST MAN	4	66.9	0:11.07	1:23.43 [6]	1:09.06 [7]	0:57.99 [7]	0:46.88 [7]	0:35.45 [7]	0:23.86 [8]	0:35.45 +5
		Dylan Turner		1000m	1200m	(0:14.37)	(0:11.07)	(0:11.11)	(0:11.43)	(0:11.59)	(0:11.70)	
7	7	MAGIC IN ME	7	67.3	0:10.97	1:23.48 [7]	1:09.66 [1]	0:58.69 [2]	0:47.44 [3]	0:35.94 [4]	0:24.14 [5]	0:35.94 +2
		Jackson Murphy		1200m	1200m	(0:13.82)	(0:10.97)	(0:11.25)	(0:11.50)	(0:11.80)	(0:11.82)	
8	11	ACE'S IN BLOOM	5	65.9	0:11.10	1:23.55 [8]	1:09.47 [5]	0:58.37 [5]	0:47.18 [5]	0:35.75 [6]	0:24.19 [6]	0:35.75 -1
		Brandon Lerena		1000m	1200m	(0:14.08)	(0:11.10)	(0:11.19)	(0:11.43)	(0:11.56)	(0:11.88)	

Scratched: Zousain Bolt (#5), Isle Ornsay (#12), Pretty Rho (#13), Benfica Lass (#9), Inca Trail (#3)



Aquis Park Gold Coast Professional
Race 7: VEOLIA REMEDIATION SERVICES BENCHMARK 65 Handicap - 1400m

04 October 2025 - 16:34



Track Rating: Good 4, Weather: Fine, Rail Position: +2m Entire

Section		200m					Last 600m		
Field Times		0:12.21 (0:12.21)					0:35.25		
Rank	TAB	Horse/Jockey	Barrier	Top Speed [km/h]	Fastest Section	Margin		Distance Travelled [m]	
1	2	CAPE CRUSADER	6	67.0	0:11.10	0:11.57 [5]	1:22.54	0:34.43	
		Nozi Tomizawa		1000m	1000m	(0:11.57)			
2	8	ECCLESTONE	2	66.2	0:10.99	0:12.21 [1]	0.1L	0:35.16	-5
		Chelsea Baker		1200m	1200m	(0:12.21)			
3	1	MIDNIGHT DRIFTER	3	65.9	0:11.09	0:11.80 [3]	0.2L	0:34.84	-4
		Matthew Palmer		1000m	1200m	(0:11.80)			
4	4	SIAN STAR	1	65.9	0:11.06	0:12.22 [2]	2.5L	0:35.52	-6
		Jai Williams		1000m	1200m	(0:12.22)			
5	10	WEST CORK	8	68.6	0:10.70	0:12.21 [4]	2.7L	0:35.71	-5
		Luke Dempsey		1200m	1200m	(0:12.21)			
6	6	FIRST MAN	4	66.9	0:11.07	0:12.16 [8]	5L	0:35.45	+5
		Dylan Turner		1000m	1200m	(0:12.16)			
7	7	MAGIC IN ME	7	67.3	0:10.97	0:12.32 [6]	5.2L	0:35.94	+2
		Jackson Murphy		1200m	1200m	(0:12.32)			
8	11	ACE'S IN BLOOM	5	65.9	0:11.10	0:12.31 [7]	5.6L	0:35.75	-1
		Brandon Lerena		1000m	1200m	(0:12.31)			

Scratched: Zousain Bolt (#5), Isle Ornsay (#12), Pretty Rho (#13), Benfica Lass (#9), Inca Trail (#3)



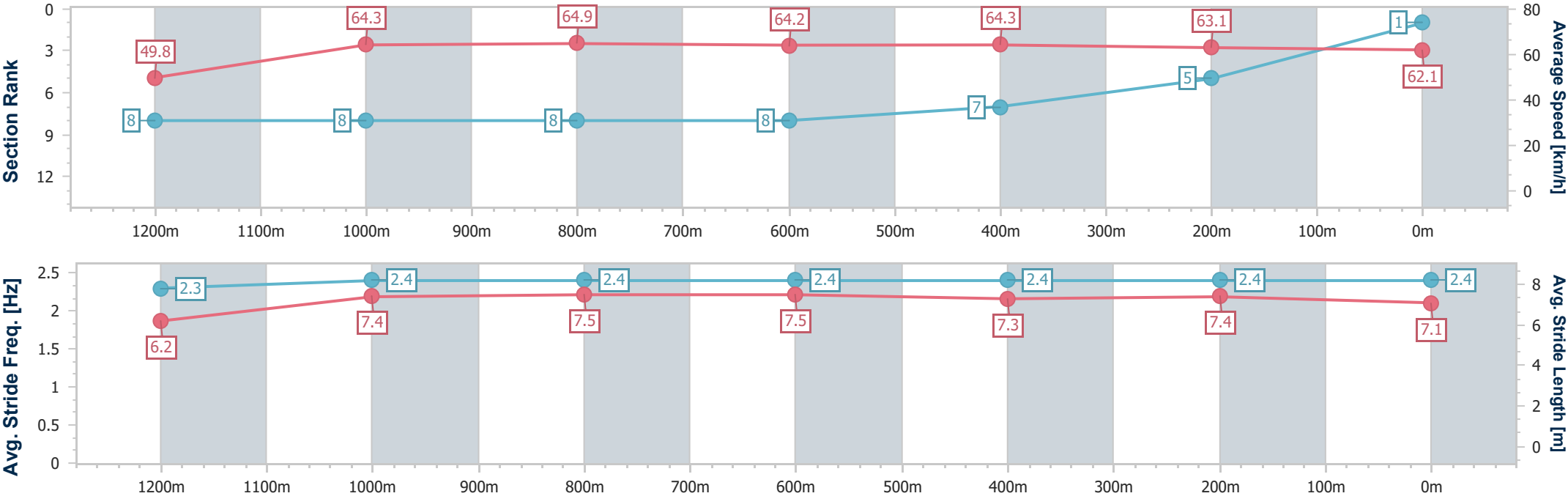
Horse/Jockey Name	Cape Crusader
Final Rank	1
Fastest Section Time (Section)	0:11.10 (1000m)
Top Speed [km/h] (Section)	67.0 (1000m)
Race State	Finished



Aquis Park Gold CoastProfessional
Race 7: VEOLIA REMEDIATION SERVICES BENCHMARK 65
Handicap - 1400m
04 October 2025 - 16:34
Track Rating: Good 4, Weather: Fine, Rail Position: +2m Entire



Section	Overall	1200m	1000m	800m	600m	400m	200m						
Section Times	1:22.54 [1] (0:14.50)	1:08.04 [8] (0:11.20)	0:56.84 [8] (0:11.10)	0:45.74 [8] (0:11.31)	0:34.43 [8] (0:11.36)	0:23.07 [7] (0:11.50)	0:11.57 [5] (0:11.57)						
Average Speed [km/h]	49.8	64.3	64.9	64.2	64.3	63.1	62.1						
Top Speed [km/h]	63.7	65.3	67.0	66.0	65.7	64.2	63.7						
Avg. Dist. to Rail [m]	8.1	1.9	0.9	2.7	2.0	4.8	6.2						
Avg. Stride Freq. [Hz]	2.3	2.4	2.4	2.4	2.4	2.4	2.4						
Avg. Stride Length [m]	6.2	7.4	7.5	7.5	7.3	7.4	7.1						





Horse/Jockey Name	Ecclestone
Final Rank	2
Fastest Section Time (Section)	0:10.99 (1200m)
Top Speed [km/h] (Section)	66.2 (1200m)
Race State	Finished



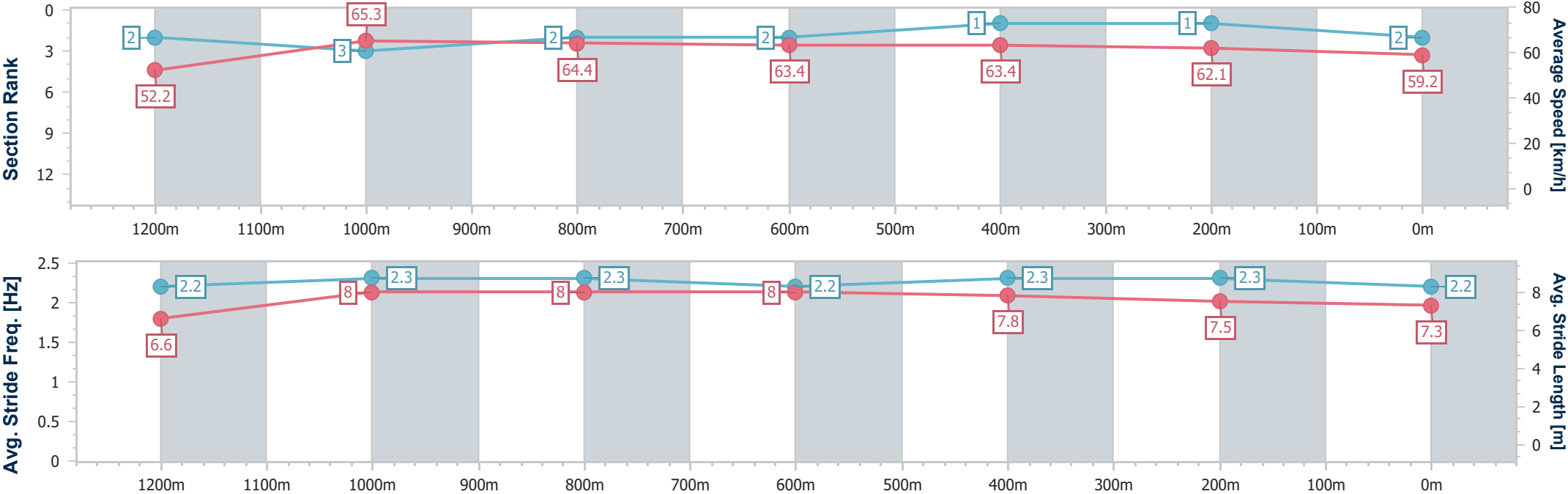
Aquis Park Gold CoastProfessional
Race 7: VEOLIA REMEDIATION SERVICES BENCHMARK 65
Handicap - 1400m



04 October 2025 - 16:34

Track Rating: Good 4, Weather: Fine, Rail Position: +2m Entire

Section	Overall	1200m	1000m	800m	600m	400m	200m						
Section Times	1:22.54 [2] (0:13.84)	1:08.70 [2] (0:10.99)	0:57.71 [3] (0:11.17)	0:46.54 [2] (0:11.38)	0:35.16 [2] (0:11.35)	0:23.81 [1] (0:11.60)	0:12.21 [1] (0:12.21)						
Average Speed [km/h]	52.2	65.3	64.4	63.4	63.4	62.1	59.2						
Top Speed [km/h]	65.3	66.2	65.9	64.4	64.4	63.6	63.9						
Avg. Dist. to Rail [m]	4.8	0.2	0.6	0.9	0.3	1.3	1.2						
Avg. Stride Freq. [Hz]	2.2	2.3	2.3	2.2	2.3	2.3	2.2						
Avg. Stride Length [m]	6.6	8.0	8.0	8.0	7.8	7.5	7.3						



- [] Ranking at each section and finish
- .-.- No data available at this section
- NA No data available



Horse/Jockey Name	Midnight Drifter
Final Rank	3
Fastest Section Time (Section)	0:11.09 (1200m)
Top Speed [km/h] (Section)	65.9 (1000m)
Race State	Finished



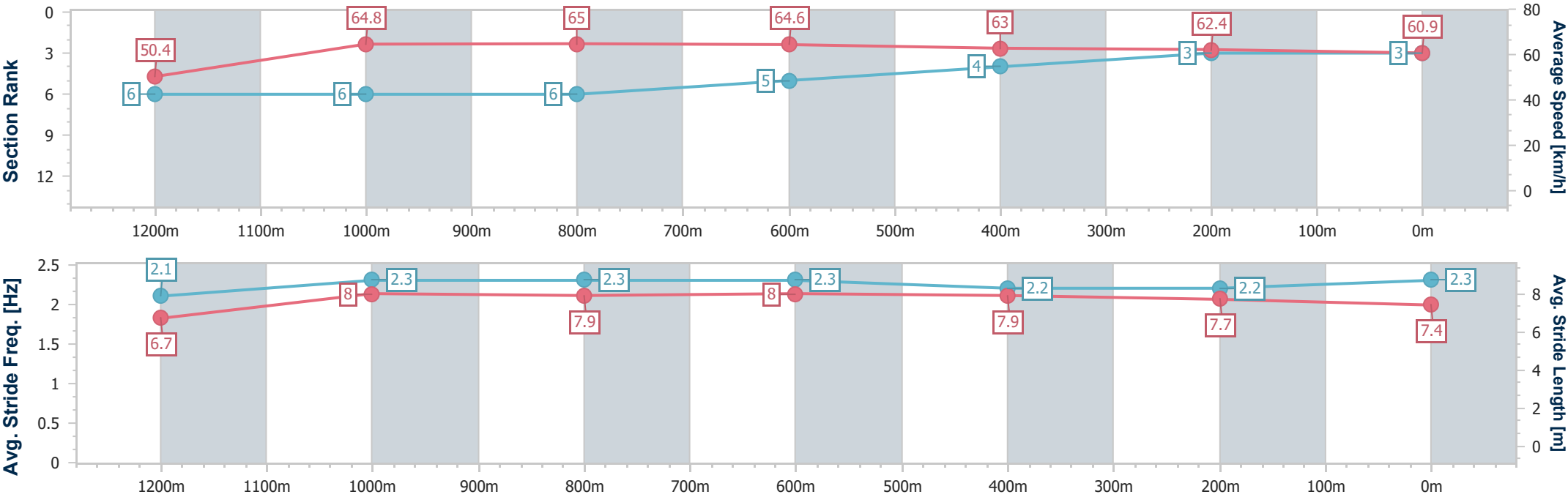
Aquis Park Gold CoastProfessional
Race 7: VEOLIA REMEDIATION SERVICES BENCHMARK 65
Handicap - 1400m



04 October 2025 - 16:34

Track Rating: Good 4, Weather: Fine, Rail Position: +2m Entire

Section	Overall	1200m	1000m	800m	600m	400m	200m						
Section Times	1:22.56 [3] (0:14.31)	1:08.25 [6] (0:11.09)	0:57.16 [6] (0:11.11)	0:46.05 [6] (0:11.21)	0:34.84 [5] (0:11.42)	0:23.42 [4] (0:11.62)	0:11.80 [3] (0:11.80)						
Average Speed [km/h]	50.4	64.8	65.0	64.6	63.0	62.4	60.9						
Top Speed [km/h]	65.6	65.5	65.9	65.8	63.8	63.1	62.3						
Avg. Dist. to Rail [m]	5.6	1.3	0.5	0.9	0.7	3.0	3.3						
Avg. Stride Freq. [Hz]	2.1	2.3	2.3	2.3	2.2	2.2	2.3						
Avg. Stride Length [m]	6.7	8.0	7.9	8.0	7.9	7.7	7.4						





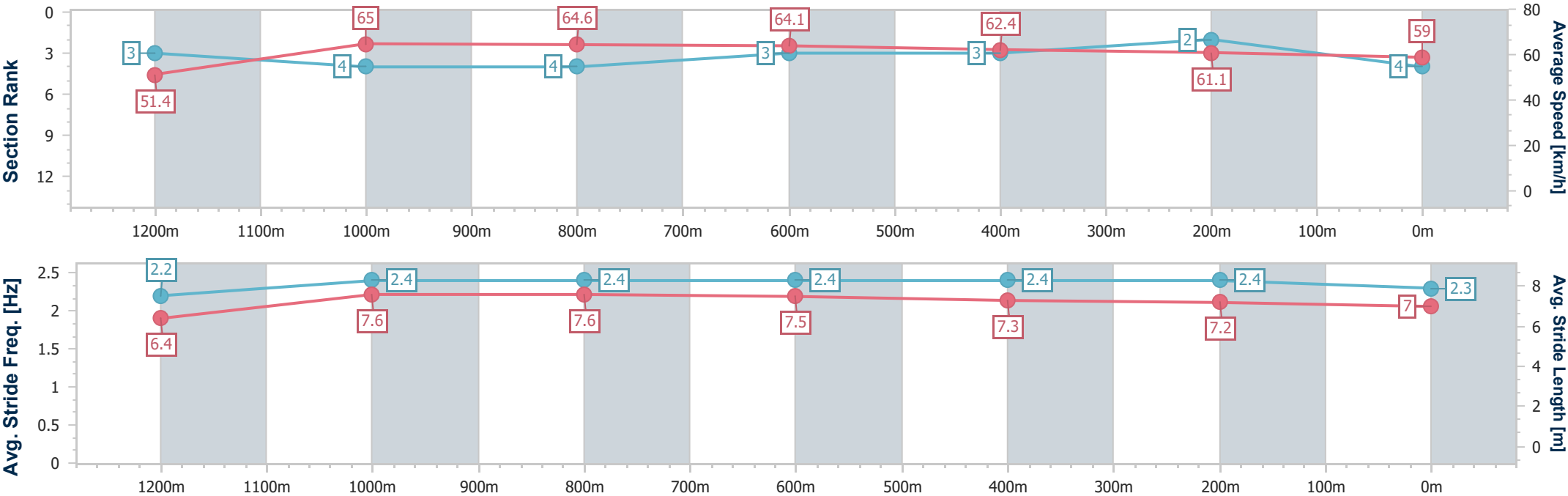
Horse/Jockey Name	Sian Star
Final Rank	4
Fastest Section Time (Section)	0:11.06 (1200m)
Top Speed [km/h] (Section)	65.9 (1000m)
Race State	Finished



Aquis Park Gold CoastProfessional
Race 7: VEOLIA REMEDIATION SERVICES BENCHMARK 65
Handicap - 1400m
04 October 2025 - 16:34
Track Rating: Good 4, Weather: Fine, Rail Position: +2m Entire



Section	Overall	1200m	1000m	800m	600m	400m	200m						
Section Times	1:22.97 [4] (0:14.02)	1:08.95 [3] (0:11.06)	0:57.89 [4] (0:11.14)	0:46.75 [4] (0:11.23)	0:35.52 [3] (0:11.49)	0:24.03 [3] (0:11.81)	0:12.22 [2] (0:12.22)						
Average Speed [km/h]	51.4	65.0	64.6	64.1	62.4	61.1	59.0						
Top Speed [km/h]	65.4	65.9	65.9	65.5	63.5	62.1	61.1						
Avg. Dist. to Rail [m]	3.9	0.8	0.3	0.4	0.8	1.7	1.8						
Avg. Stride Freq. [Hz]	2.2	2.4	2.4	2.4	2.4	2.4	2.3						
Avg. Stride Length [m]	6.4	7.6	7.6	7.5	7.3	7.2	7.0						





Horse/Jockey Name	West Cork
Final Rank	5
Fastest Section Time (Section)	0:10.70 (1200m)
Top Speed [km/h] (Section)	68.6 (1200m)
Race State	Finished



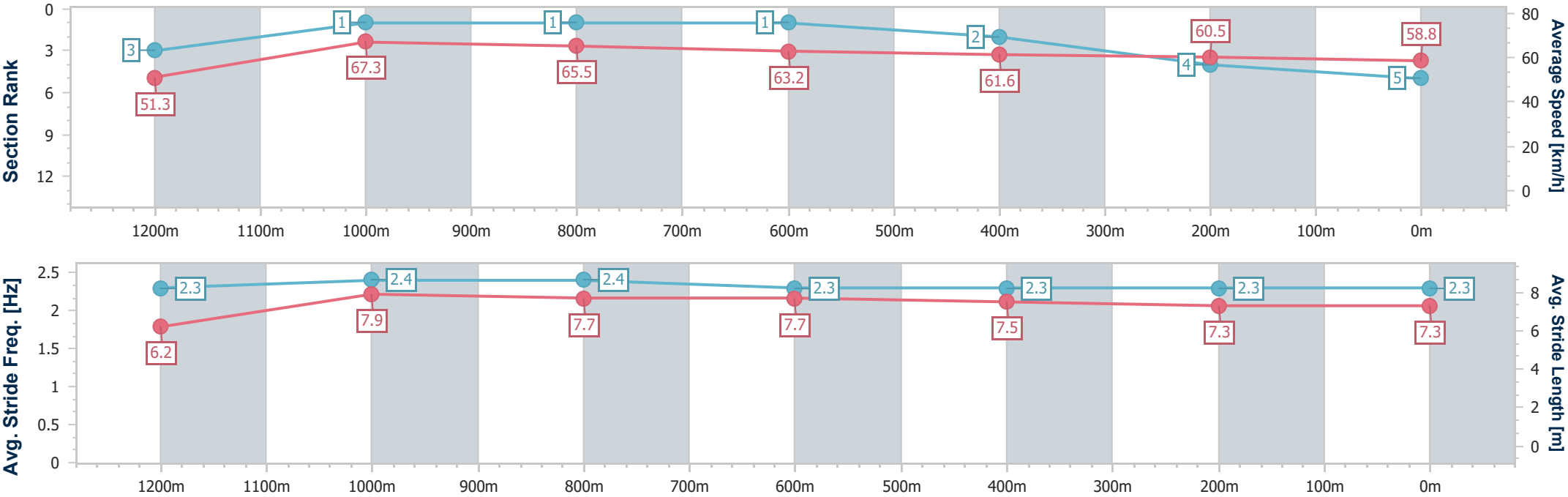
Aquis Park Gold CoastProfessional
Race 7: VEOLIA REMEDIATION SERVICES BENCHMARK 65
Handicap - 1400m



04 October 2025 - 16:34

Track Rating: Good 4, Weather: Fine, Rail Position: +2m Entire

Section	Overall	1200m	1000m	800m	600m	400m	200m						
Section Times	1:23.00 [5] (0:14.02)	1:08.98 [3] (0:10.70)	0:58.28 [1] (0:11.19)	0:47.09 [1] (0:11.38)	0:35.71 [1] (0:11.59)	0:24.12 [2] (0:11.91)	0:12.21 [4] (0:12.21)						
Average Speed [km/h]	51.3	67.3	65.5	63.2	61.6	60.5	58.8						
Top Speed [km/h]	67.1	68.6	66.9	65.0	62.5	61.5	60.3						
Avg. Dist. to Rail [m]	9.2	4.2	2.8	0.6	1.4	0.3	0.1						
Avg. Stride Freq. [Hz]	2.3	2.4	2.4	2.3	2.3	2.3	2.3						
Avg. Stride Length [m]	6.2	7.9	7.7	7.7	7.5	7.3	7.3						





Horse/Jockey Name	First Man
Final Rank	6
Fastest Section Time (Section)	0:11.07 (1200m)
Top Speed [km/h] (Section)	66.9 (1000m)
Race State	Finished



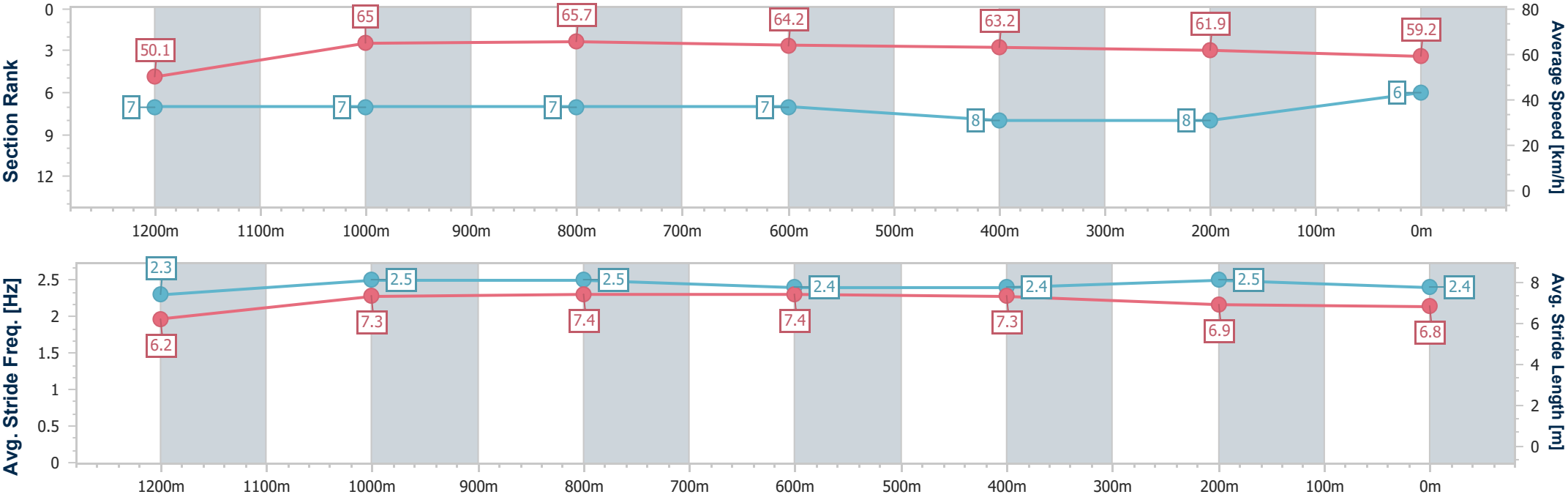
Aquis Park Gold CoastProfessional
Race 7: VEOLIA REMEDIATION SERVICES BENCHMARK 65
Handicap - 1400m



04 October 2025 - 16:34

Track Rating: Good 4, Weather: Fine, Rail Position: +2m Entire

Section	Overall	1200m	1000m	800m	600m	400m	200m						
Section Times	1:23.43 [6] (0:14.37)	1:09.06 [7] (0:11.07)	0:57.99 [7] (0:11.11)	0:46.88 [7] (0:11.43)	0:35.45 [7] (0:11.59)	0:23.86 [8] (0:11.70)	0:12.16 [8] (0:12.16)						
Average Speed [km/h]	50.1	65.0	65.7	64.2	63.2	61.9	59.2						
Top Speed [km/h]	64.4	65.5	66.9	66.4	64.7	63.9	63.3						
Avg. Dist. to Rail [m]	6.8	2.8	2.5	4.6	3.5	7.3	9.7						
Avg. Stride Freq. [Hz]	2.3	2.5	2.5	2.4	2.4	2.5	2.4						
Avg. Stride Length [m]	6.2	7.3	7.4	7.4	7.3	6.9	6.8						





Horse/Jockey Name	Magic In Me
Final Rank	7
Fastest Section Time (Section)	0:10.97 (1200m)
Top Speed [km/h] (Section)	67.3 (1200m)
Race State	Finished



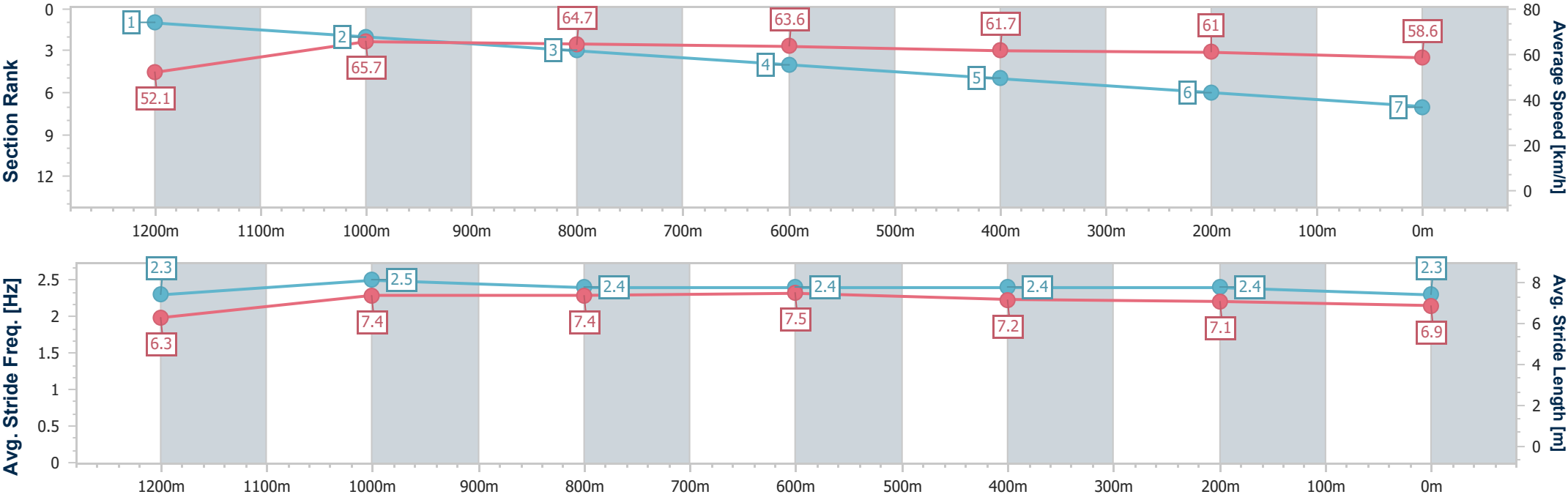
Aquis Park Gold CoastProfessional
Race 7: VEOLIA REMEDIATION SERVICES BENCHMARK 65
Handicap - 1400m



04 October 2025 - 16:34

Track Rating: Good 4, Weather: Fine, Rail Position: +2m Entire

Section	Overall	1200m	1000m	800m	600m	400m	200m						
Section Times	1:23.48 [7] (0:13.82)	1:09.66 [1] (0:10.97)	0:58.69 [2] (0:11.25)	0:47.44 [3] (0:11.50)	0:35.94 [4] (0:11.80)	0:24.14 [5] (0:11.82)	0:12.32 [6] (0:12.32)						
Average Speed [km/h]	52.1	65.7	64.7	63.6	61.7	61.0	58.6						
Top Speed [km/h]	66.5	67.3	65.9	64.7	62.9	62.4	59.7						
Avg. Dist. to Rail [m]	8.2	1.9	2.3	3.1	2.2	3.8	5.6						
Avg. Stride Freq. [Hz]	2.3	2.5	2.4	2.4	2.4	2.4	2.3						
Avg. Stride Length [m]	6.3	7.4	7.4	7.5	7.2	7.1	6.9						





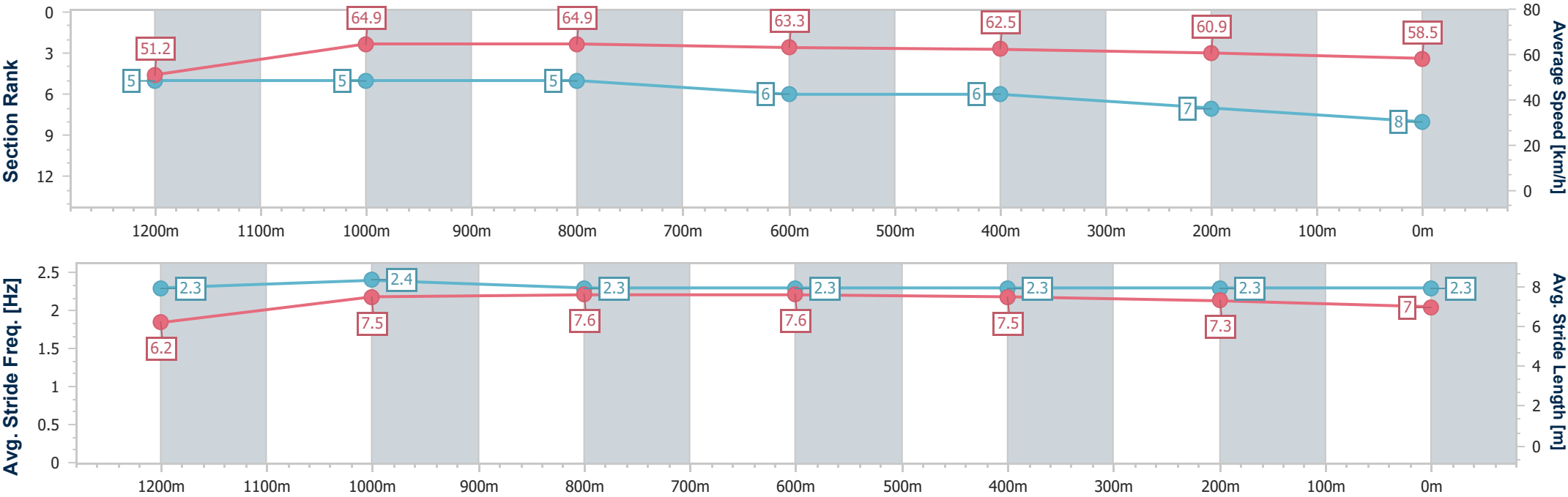
Horse/Jockey Name	Ace's In Bloom
Final Rank	8
Fastest Section Time (Section)	0:11.10 (1200m)
Top Speed [km/h] (Section)	65.9 (1000m)
Race State	Finished



Aquis Park Gold CoastProfessional
Race 7: VEOLIA REMEDIATION SERVICES BENCHMARK 65
Handicap - 1400m
04 October 2025 - 16:34
Track Rating: Good 4, Weather: Fine, Rail Position: +2m Entire



Section	Overall	1200m	1000m	800m	600m	400m	200m						
Section Times	1:23.55 [8] (0:14.08)	1:09.47 [5] (0:11.10)	0:58.37 [5] (0:11.19)	0:47.18 [5] (0:11.43)	0:35.75 [6] (0:11.56)	0:24.19 [6] (0:11.88)	0:12.31 [7] (0:12.31)						
Average Speed [km/h]	51.2	64.9	64.9	63.3	62.5	60.9	58.5						
Top Speed [km/h]	65.4	65.6	65.9	64.2	63.5	61.7	60.0						
Avg. Dist. to Rail [m]	6.8	2.4	1.3	1.0	1.2	4.3	6.6						
Avg. Stride Freq. [Hz]	2.3	2.4	2.3	2.3	2.3	2.3	2.3						
Avg. Stride Length [m]	6.2	7.5	7.6	7.6	7.5	7.3	7.0						





Aquis Park Gold Coast Professional
Race 8: MEN MATTER RACEDAY 25TH OCTOBER Class 4 Handicap - 1200m
04 October 2025 - 17:14



Track Rating: Good 4, Weather: Fine, Rail Position: +2m Entire

Section		Overall				1000m	800m	600m	400m	200m	Last 600m		
Field Times		1:09.25 (0:13.23)				0:56.02 (0:10.58)	0:45.44 (0:11.05)	0:34.39 (0:11.01)	0:23.38 (0:11.25)	0:12.13 (0:12.13)	0:34.39		
Rank	TAB	Horse/Jockey	Barrier	Top Speed [km/h]	Fastest Section						Margin	Distance Travelled [m]	
1	2	MISHANI RENEGADE	3	68.1	0:10.71	1:09.25 [1]	0:55.55 [4]	0:44.84 [4]	0:33.98 [4]	0:22.93 [4]	0:11.82 [2]	1:09.25	0:33.98
		Olivia Kendal		800m	1000m	(0:13.70)	(0:10.71)	(0:10.86)	(0:11.05)	(0:11.11)	(0:11.82)		
2	4	SHOT OF WHISKEY	7	70.5	0:10.58	1:09.28 [2]	0:56.05 [1]	0:45.47 [1]	0:34.42 [1]	0:23.41 [1]	0:12.16 [1]	0.2L	0:34.42 -3
		Fiona Sandkuhl		Overall	1000m	(0:13.23)	(0:10.58)	(0:11.05)	(0:11.01)	(0:11.25)	(0:12.16)		
3	3	YOSHINO	2	68.6	0:10.66	1:09.48 [3]	0:56.03 [3]	0:45.37 [3]	0:34.43 [2]	0:23.42 [2]	0:12.04 [3]	1.2L	0:34.43 -3
		Jai Williams		1000m	1000m	(0:13.45)	(0:10.66)	(0:10.94)	(0:11.01)	(0:11.38)	(0:12.04)		
4	10	KEIKO SAY	1	69.3	0:10.79	1:09.59 [4]	0:55.82 [5]	0:44.84 [6]	0:34.05 [5]	0:22.93 [6]	0:11.71 [6]	1.7L	0:34.05 +1
		Courtney Bellamy		800m	800m	(0:13.77)	(0:10.98)	(0:10.79)	(0:11.12)	(0:11.22)	(0:11.71)		
5	9	BALTRAY	9	68.0	0:10.79	1:09.60 [5]	0:55.34 [9]	0:44.51 [9]	0:33.72 [9]	0:22.70 [8]	0:11.64 [7]	1.8L	0:33.72 +0
		Madeleine Wishart		800m	800m	(0:14.26)	(0:10.83)	(0:10.79)	(0:11.02)	(0:11.06)	(0:11.64)		
6	1	DAYTONA	5	67.6	0:10.75	1:09.77 [6]	0:55.71 [8]	0:44.88 [8]	0:34.13 [8]	0:23.19 [5]	0:11.90 [5]	2.6L	0:34.13 -2
		Jaden Lloyd		800m	800m	(0:14.06)	(0:10.83)	(0:10.75)	(0:10.94)	(0:11.29)	(0:11.90)		
7	7	CHILLED WITH ICE	6	69.1	0:10.64	1:09.98 [7]	0:56.56 [2]	0:45.92 [2]	0:34.90 [3]	0:23.87 [3]	0:12.38 [4]	3.6L	0:34.90 +5
		Dylan Turner		1000m	1000m	(0:13.42)	(0:10.64)	(0:11.02)	(0:11.03)	(0:11.49)	(0:12.38)		
8	6	SOCIAL OUTCAST	4	68.7	0:10.82	1:10.24 [8]	0:56.33 [6]	0:45.51 [5]	0:34.64 [6]	0:23.27 [9]	0:11.75 [9]	5.1L	0:34.64 +6
		Ron Stewart		1000m	1000m	(0:13.91)	(0:10.82)	(0:10.87)	(0:11.37)	(0:11.52)	(0:11.75)		
9	12	PRIVATE TENDER	8	68.8	0:10.77	1:10.62 [9]	0:56.61 [7]	0:45.77 [7]	0:35.00 [7]	0:23.79 [7]	0:12.32 [8]	7.1L	0:35.00 +0
		Ashvin Goindasamy		800m	800m	(0:14.01)	(0:10.84)	(0:10.77)	(0:11.21)	(0:11.47)	(0:12.32)		

Scratched: Smart Recognition (#8), I Stole It (#11), Fortuneer (#5)



Horse/Jockey Name	Mishani Renegade
Final Rank	1
Fastest Section Time (Section)	0:10.71 (1000m)
Top Speed [km/h] (Section)	68.1 (800m)
Race State	Finished



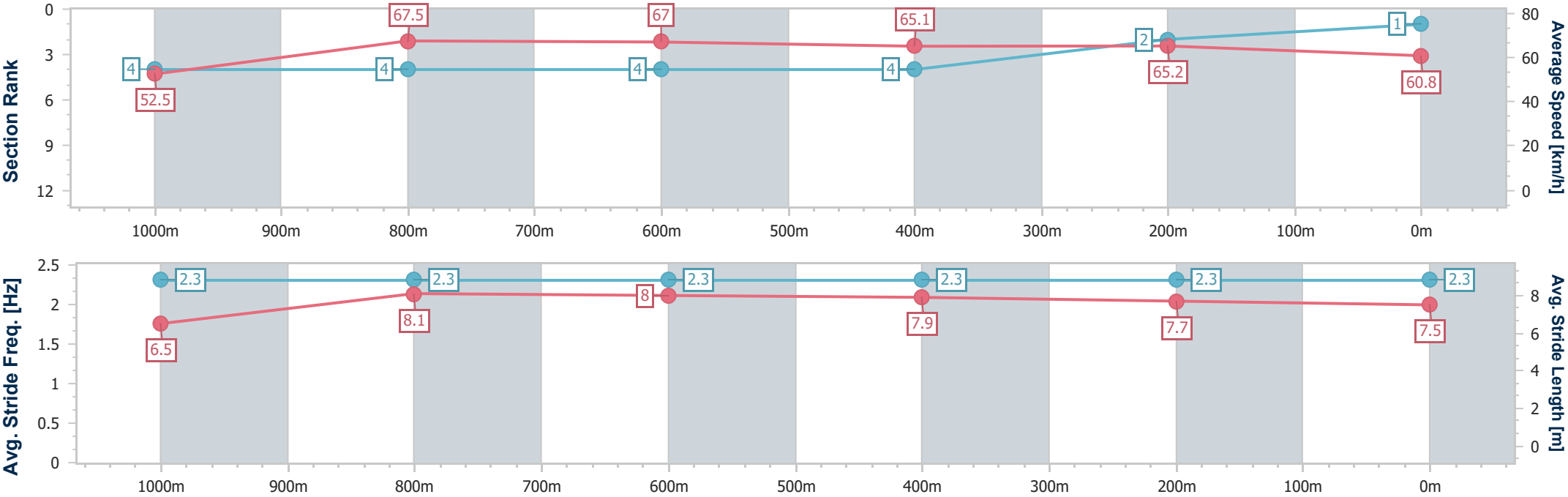
Aquis Park Gold CoastProfessional
Race 8: MEN MATTER RACEDAY 25TH OCTOBER Class 4
Handicap - 1200m



04 October 2025 - 17:14

Track Rating: Good 4, Weather: Fine, Rail Position: +2m Entire

Section	Overall	1000m	800m	600m	400m	200m								
Section Times	1:09.25 [1] (0:13.70)	0:55.55 [4] (0:10.71)	0:44.84 [4] (0:10.86)	0:33.98 [4] (0:11.05)	0:22.93 [4] (0:11.11)	0:11.82 [2] (0:11.82)								
Average Speed [km/h]	52.5	67.5	67.0	65.1	65.2	60.8								
Top Speed [km/h]	67.6	68.0	68.1	66.1	65.9	63.5								
Avg. Dist. to Rail [m]	2.5	1.3	1.7	0.9	3.5	4.5								
Avg. Stride Freq. [Hz]	2.3	2.3	2.3	2.3	2.3	2.3								
Avg. Stride Length [m]	6.5	8.1	8.0	7.9	7.7	7.5								





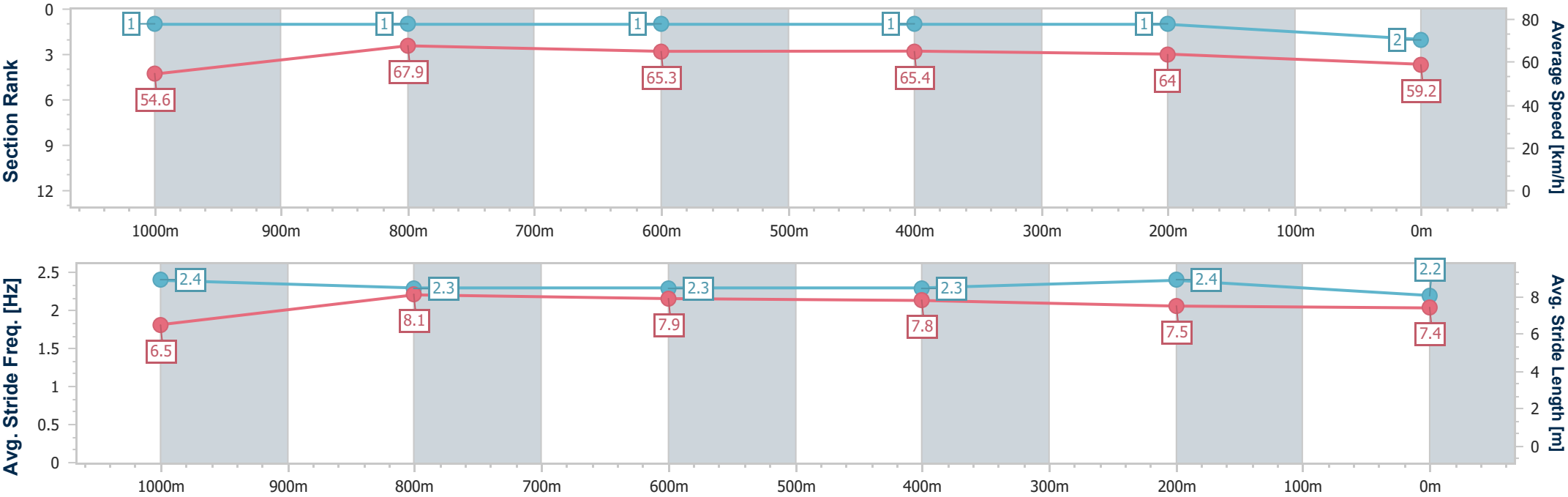
Horse/Jockey Name	Shot Of Whiskey
Final Rank	2
Fastest Section Time (Section)	0:10.58 (1000m)
Top Speed [km/h] (Section)	70.5 (Overall)
Race State	Finished



Aquis Park Gold CoastProfessional
Race 8: MEN MATTER RACEDAY 25TH OCTOBER Class 4
Handicap - 1200m
04 October 2025 - 17:14
Track Rating: Good 4, Weather: Fine, Rail Position: +2m Entire



Section	Overall	1000m	800m	600m	400m	200m								
Section Times	1:09.28 [2] (0:13.23)	0:56.05 [1] (0:10.58)	0:45.47 [1] (0:11.05)	0:34.42 [1] (0:11.01)	0:23.41 [1] (0:11.25)	0:12.16 [1] (0:12.16)								
Average Speed [km/h]	54.6	67.9	65.3	65.4	64.0	59.2								
Top Speed [km/h]	70.5	70.0	66.5	66.2	65.2	62.2								
Avg. Dist. to Rail [m]	5.7	0.7	0.7	0.4	0.7	1.1								
Avg. Stride Freq. [Hz]	2.4	2.3	2.3	2.3	2.4	2.2								
Avg. Stride Length [m]	6.5	8.1	7.9	7.8	7.5	7.4								





Horse/Jockey Name	Yoshino
Final Rank	3
Fastest Section Time (Section)	0:10.66 (1000m)
Top Speed [km/h] (Section)	68.6 (1000m)
Race State	Finished



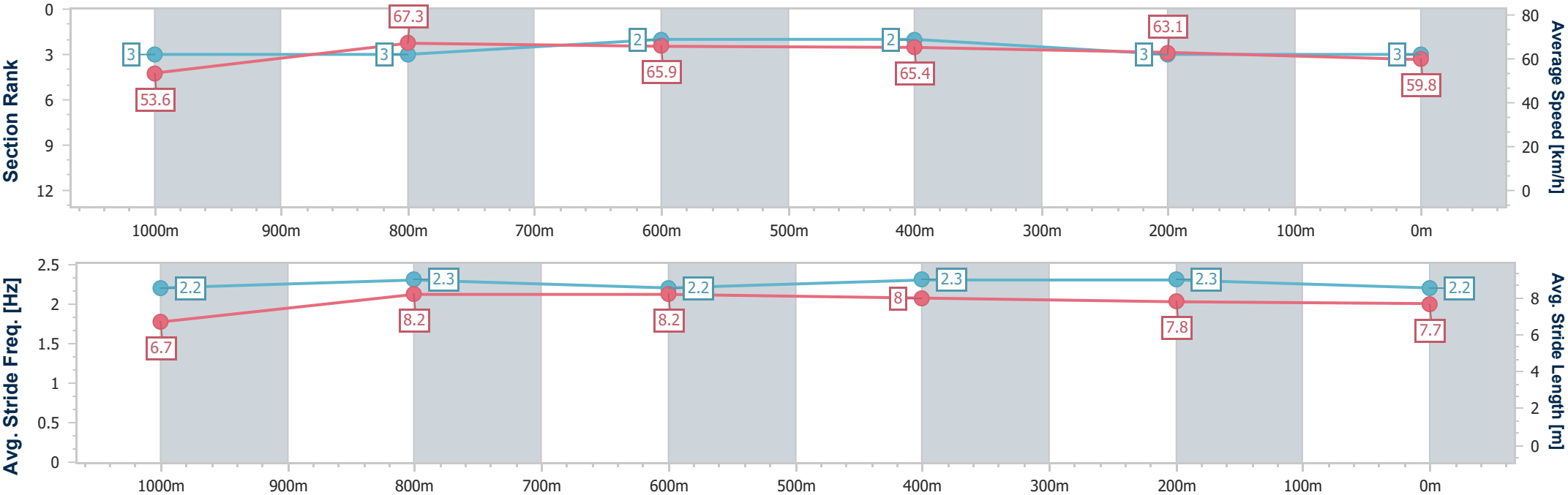
Aquis Park Gold CoastProfessional
Race 8: MEN MATTER RACEDAY 25TH OCTOBER Class 4
Handicap - 1200m



04 October 2025 - 17:14

Track Rating: Good 4, Weather: Fine, Rail Position: +2m Entire

Section	Overall	1000m	800m	600m	400m	200m								
Section Times	1:09.48 [3] (0:13.45)	0:56.03 [3] (0:10.66)	0:45.37 [3] (0:10.94)	0:34.43 [2] (0:11.01)	0:23.42 [2] (0:11.38)	0:12.04 [3] (0:12.04)								
Average Speed [km/h]	53.6	67.3	65.9	65.4	63.1	59.8								
Top Speed [km/h]	68.2	68.6	67.6	66.1	64.2	61.8								
Avg. Dist. to Rail [m]	0.9	0.5	0.5	0.5	0.8	1.7								
Avg. Stride Freq. [Hz]	2.2	2.3	2.2	2.3	2.3	2.2								
Avg. Stride Length [m]	6.7	8.2	8.2	8.0	7.8	7.7								





Horse/Jockey Name	Keiko Say
Final Rank	4
Fastest Section Time (Section)	0:10.79 (800m)
Top Speed [km/h] (Section)	69.3 (800m)
Race State	Finished



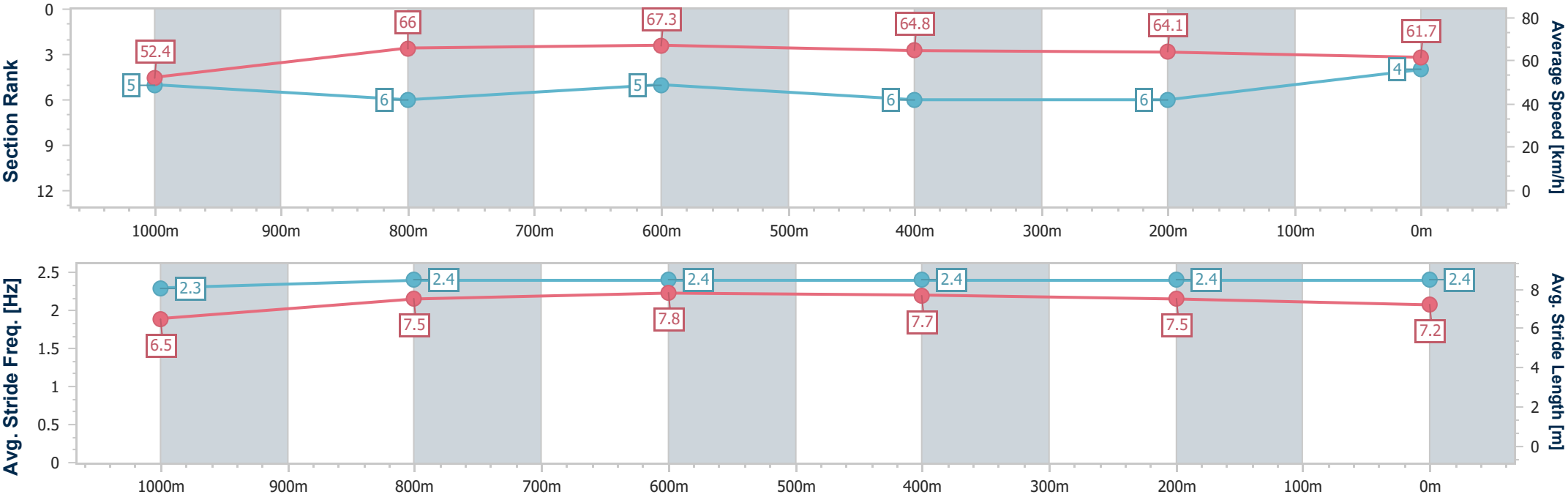
Aquis Park Gold CoastProfessional
Race 8: MEN MATTER RACEDAY 25TH OCTOBER Class 4
Handicap - 1200m



04 October 2025 - 17:14

Track Rating: Good 4, Weather: Fine, Rail Position: +2m Entire

Section	Overall	1000m	800m	600m	400m	200m								
Section Times	1:09.59 [4] (0:13.77)	0:55.82 [5] (0:10.98)	0:44.84 [6] (0:10.79)	0:34.05 [5] (0:11.12)	0:22.93 [6] (0:11.22)	0:11.71 [6] (0:11.71)								
Average Speed [km/h]	52.4	66.0	67.3	64.8	64.1	61.7								
Top Speed [km/h]	66.9	68.3	69.3	66.0	66.4	63.5								
Avg. Dist. to Rail [m]	0.8	1.9	2.0	0.4	0.5	0.7								
Avg. Stride Freq. [Hz]	2.3	2.4	2.4	2.4	2.4	2.4								
Avg. Stride Length [m]	6.5	7.5	7.8	7.7	7.5	7.2								





Horse/Jockey Name	Baltray
Final Rank	5
Fastest Section Time (Section)	0:10.79 (800m)
Top Speed [km/h] (Section)	68.0 (800m)
Race State	Finished



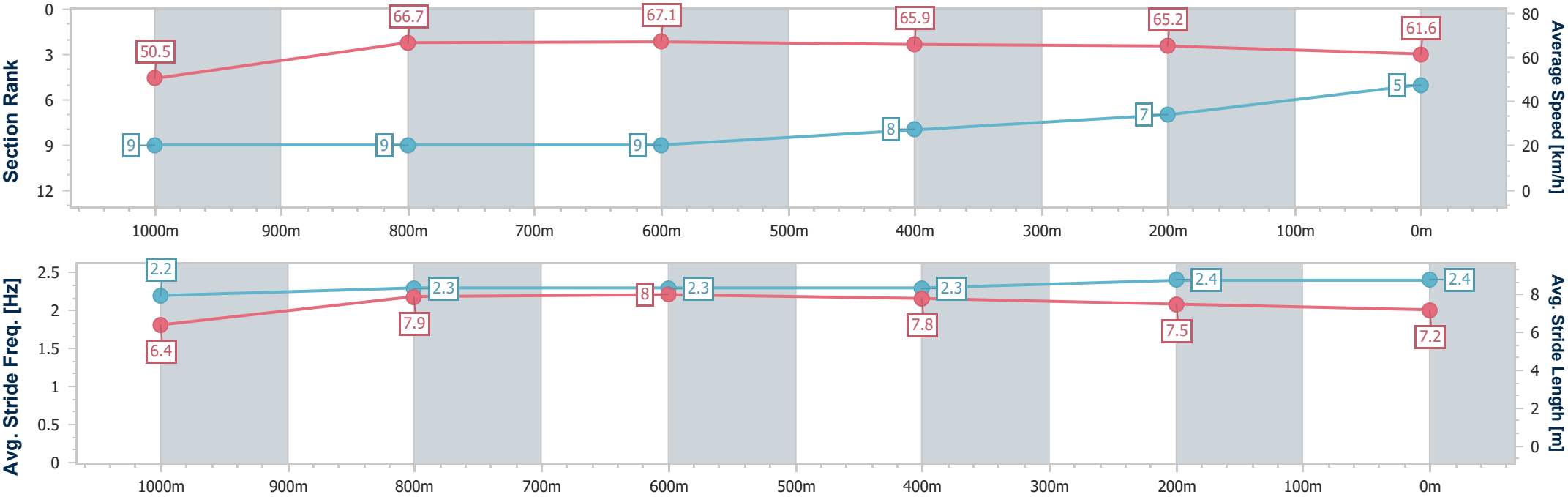
Aquis Park Gold CoastProfessional
Race 8: MEN MATTER RACEDAY 25TH OCTOBER Class 4
Handicap - 1200m



04 October 2025 - 17:14

Track Rating: Good 4, Weather: Fine, Rail Position: +2m Entire

Section	Overall	1000m	800m	600m	400m	200m								
Section Times	1:09.60 [5] (0:14.26)	0:55.34 [9] (0:10.83)	0:44.51 [9] (0:10.79)	0:33.72 [9] (0:11.02)	0:22.70 [8] (0:11.06)	0:11.64 [7] (0:11.64)								
Average Speed [km/h]	50.5	66.7	67.1	65.9	65.2	61.6								
Top Speed [km/h]	65.7	68.0	68.0	66.4	66.1	64.3								
Avg. Dist. to Rail [m]	5.8	0.9	1.9	1.2	4.0	5.8								
Avg. Stride Freq. [Hz]	2.2	2.3	2.3	2.3	2.4	2.4								
Avg. Stride Length [m]	6.4	7.9	8.0	7.8	7.5	7.2								



- [] Ranking at each section and finish
- .-.- No data available at this section
- NA No data available



Horse/Jockey Name	Daytona
Final Rank	6
Fastest Section Time (Section)	0:10.75 (800m)
Top Speed [km/h] (Section)	67.6 (800m)
Race State	Finished



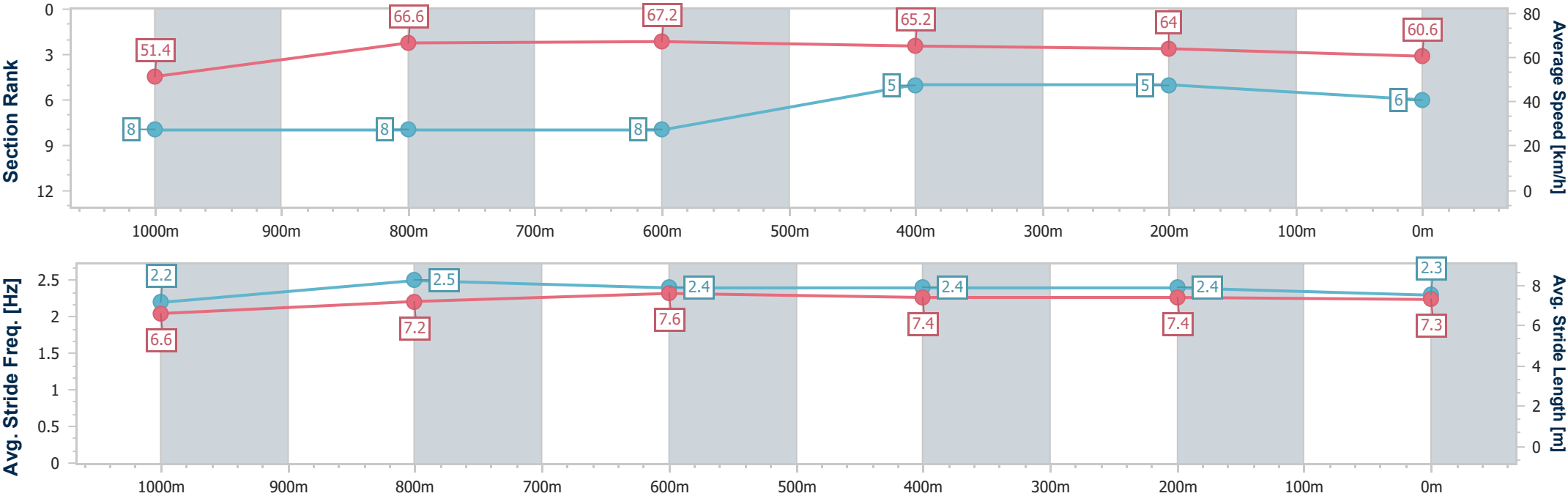
Aquis Park Gold CoastProfessional
Race 8: MEN MATTER RACEDAY 25TH OCTOBER Class 4
Handicap - 1200m



04 October 2025 - 17:14

Track Rating: Good 4, Weather: Fine, Rail Position: +2m Entire

Section	Overall	1000m	800m	600m	400m	200m							
Section Times	1:09.77 [6] (0:14.06)	0:55.71 [8] (0:10.83)	0:44.88 [8] (0:10.75)	0:34.13 [8] (0:10.94)	0:23.19 [5] (0:11.29)	0:11.90 [5] (0:11.90)							
Average Speed [km/h]	51.4	66.6	67.2	65.2	64.0	60.6							
Top Speed [km/h]	66.2	67.4	67.6	66.3	64.6	62.8							
Avg. Dist. to Rail [m]	4.0	1.2	1.0	1.7	2.6	3.7							
Avg. Stride Freq. [Hz]	2.2	2.5	2.4	2.4	2.4	2.3							
Avg. Stride Length [m]	6.6	7.2	7.6	7.4	7.4	7.3							



- [] Ranking at each section and finish
- .-.- No data available at this section
- NA No data available



Horse/Jockey Name	Chilled With Ice
Final Rank	7
Fastest Section Time (Section)	0:10.64 (1000m)
Top Speed [km/h] (Section)	69.1 (1000m)
Race State	Finished



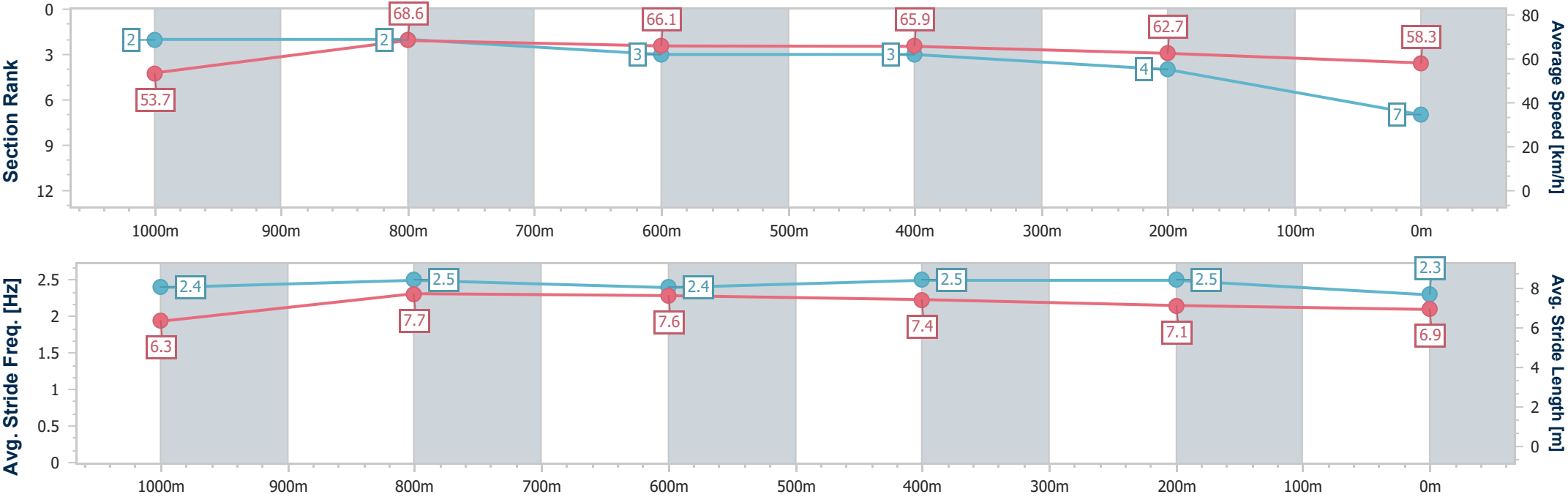
Aquis Park Gold CoastProfessional
Race 8: MEN MATTER RACEDAY 25TH OCTOBER Class 4
Handicap - 1200m



04 October 2025 - 17:14

Track Rating: Good 4, Weather: Fine, Rail Position: +2m Entire

Section	Overall	1000m	800m	600m	400m	200m								
Section Times	1:09.98 [7] (0:13.42)	0:56.56 [2] (0:10.64)	0:45.92 [2] (0:11.02)	0:34.90 [3] (0:11.03)	0:23.87 [3] (0:11.49)	0:12.38 [4] (0:12.38)								
Average Speed [km/h]	53.7	68.6	66.1	65.9	62.7	58.3								
Top Speed [km/h]	68.8	69.1	67.2	67.4	64.8	61.3								
Avg. Dist. to Rail [m]	4.6	2.8	3.7	1.4	4.4	5.2								
Avg. Stride Freq. [Hz]	2.4	2.5	2.4	2.5	2.5	2.3								
Avg. Stride Length [m]	6.3	7.7	7.6	7.4	7.1	6.9								





Horse/Jockey Name	Social Outcast
Final Rank	8
Fastest Section Time (Section)	0:10.82 (1000m)
Top Speed [km/h] (Section)	68.7 (1000m)
Race State	Finished



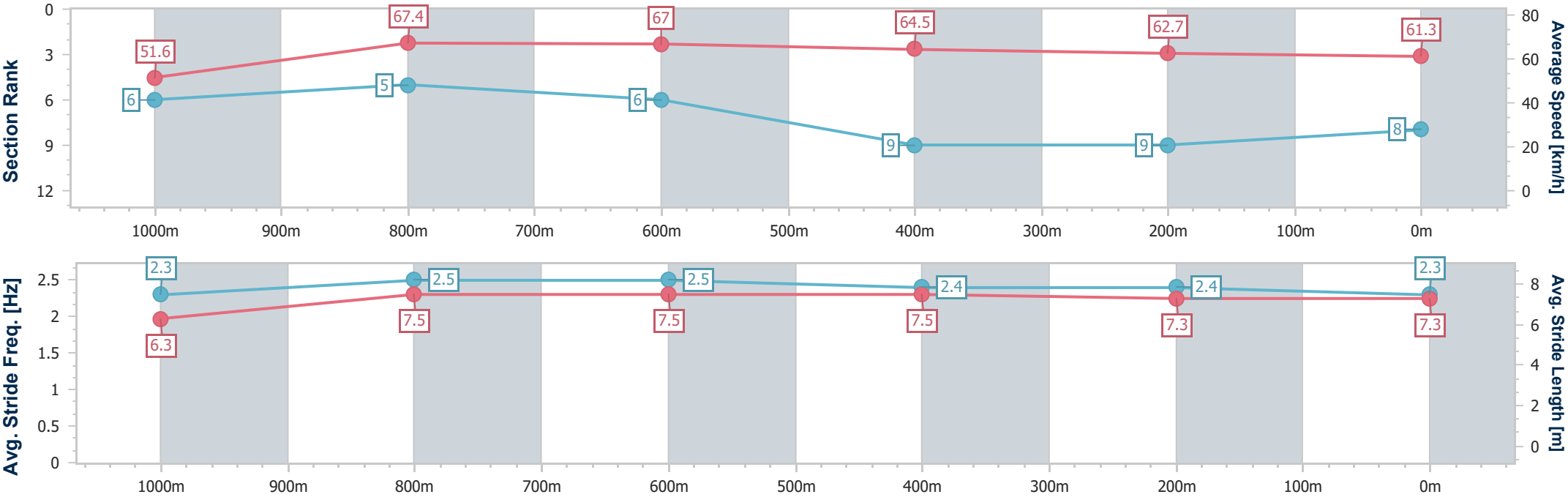
Aquis Park Gold CoastProfessional
Race 8: MEN MATTER RACEDAY 25TH OCTOBER Class 4
Handicap - 1200m



04 October 2025 - 17:14

Track Rating: Good 4, Weather: Fine, Rail Position: +2m Entire

Section	Overall	1000m	800m	600m	400m	200m							
Section Times	1:10.24 [8] (0:13.91)	0:56.33 [6] (0:10.82)	0:45.51 [5] (0:10.87)	0:34.64 [6] (0:11.37)	0:23.27 [9] (0:11.52)	0:11.75 [9] (0:11.75)							
Average Speed [km/h]	51.6	67.4	67.0	64.5	62.7	61.3							
Top Speed [km/h]	64.7	68.7	68.5	65.4	63.8	63.1							
Avg. Dist. to Rail [m]	3.9	2.4	3.4	2.8	4.2	3.9							
Avg. Stride Freq. [Hz]	2.3	2.5	2.5	2.4	2.4	2.3							
Avg. Stride Length [m]	6.3	7.5	7.5	7.5	7.3	7.3							





Horse/Jockey Name	Private Tender
Final Rank	9
Fastest Section Time (Section)	0:10.77 (800m)
Top Speed [km/h] (Section)	68.8 (800m)
Race State	Finished



Aquis Park Gold CoastProfessional
Race 8: MEN MATTER RACEDAY 25TH OCTOBER Class 4
Handicap - 1200m



04 October 2025 - 17:14

Track Rating: Good 4, Weather: Fine, Rail Position: +2m Entire

Section	Overall	1000m	800m	600m	400m	200m							
Section Times	1:10.62 [9] (0:14.01)	0:56.61 [7] (0:10.84)	0:45.77 [7] (0:10.77)	0:35.00 [7] (0:11.21)	0:23.79 [7] (0:11.47)	0:12.32 [8] (0:12.32)							
Average Speed [km/h]	51.4	67.0	67.4	64.1	62.7	58.3							
Top Speed [km/h]	67.6	68.2	68.8	65.5	64.3	60.0							
Avg. Dist. to Rail [m]	4.2	1.4	1.4	0.3	2.0	1.9							
Avg. Stride Freq. [Hz]	2.2	2.4	2.4	2.4	2.5	2.4							
Avg. Stride Length [m]	6.4	7.7	7.7	7.4	7.1	6.7							

