



TownsvilleProfessional
Race 1: ASHES TEST SPORTSMAN'S LUNCH @ CLUDEN PARK 21
NOVEMBER Maiden Handicap - 1200m
05 October 2025 - 12:30



Track Rating: Soft 5, Weather: Fine, Rail Position: +6.0m 1000-W/Post; +3.0m Remainder.

Section						Overall	1000m	800m	600m	400m	200m	Last 600m	
Field Times						1:10.85 (0:13.74)	0:57.11 (0:10.85)	0:46.26 (0:11.02)	0:35.24 (0:11.40)	0:23.84 (0:11.67)	0:12.17 (0:12.17)	0:35.24	
Rank	TAB	Horse/Jockey	Barrier	Top Speed [km/h]	Fastest Section							Margin	Distance Travelled [m]
1	9	WHATTA WHITT	8	68.8	0:10.84	1:10.85 [1]	0:56.58 [7]	0:45.50 [7]	0:34.66 [7]	0:23.61 [4]	0:12.09 [2]	1:10.85	0:34.66
		Adam Sewell		800m	800m	(0:14.27)	(0:11.08)	(0:10.84)	(0:11.05)	(0:11.52)	(0:12.09)		
2	6	DALT JAZ	7	67.8	0:10.85	1:10.91 [2]	0:57.17 [1]	0:46.32 [1]	0:35.30 [1]	0:23.90 [1]	0:12.23 [1]	0.37L	0:35.30
		Sean Cormack		1000m	1000m	(0:13.74)	(0:10.85)	(0:11.02)	(0:11.40)	(0:11.67)	(0:12.23)		-4
3	4	BREECHES	10	69.1	0:10.90	1:11.02 [3]	0:57.17 [3]	0:46.11 [3]	0:35.21 [2]	0:23.89 [2]	0:12.22 [3]	0.98L	0:35.21
		Jackson Murphy		800m	800m	(0:13.85)	(0:11.06)	(0:10.90)	(0:11.32)	(0:11.67)	(0:12.22)		+1
4	2	OSCAR BOOIE	3	67.9	0:10.87	1:11.24 [4]	0:57.25 [4]	0:46.25 [4]	0:35.38 [4]	0:23.99 [5]	0:12.30 [4]	2.29L	0:35.38
		Lacey Morrison		800m	800m	(0:13.99)	(0:11.00)	(0:10.87)	(0:11.39)	(0:11.69)	(0:12.30)		-1
5	3	REDLIGHTS ON	1	67.2	0:10.96	1:11.32 [5]	0:57.50 [2]	0:46.43 [2]	0:35.47 [3]	0:24.08 [3]	0:12.35 [5]	2.76L	0:35.47
		Chris Whiteley		800m	800m	(0:13.82)	(0:11.07)	(0:10.96)	(0:11.39)	(0:11.73)	(0:12.35)		-3
6	1	NATIONAL GOAL	2	68.1	0:10.76	1:11.67 [6]	0:57.12 [10]	0:46.20 [9]	0:35.44 [9]	0:24.23 [7]	0:12.58 [6]	4.79L	0:35.44
		Ivo Fry		800m	800m	(0:14.55)	(0:10.92)	(0:10.76)	(0:11.21)	(0:11.65)	(0:12.58)		-9
7	8	LOST LAMB	5	69.6	0:10.77	1:11.68 [7]	0:57.28 [8]	0:46.18 [10]	0:35.41 [10]	0:24.09 [9]	0:12.42 [8]	4.89L	0:35.41
		Denicious Smith		800m	800m	(0:14.40)	(0:11.10)	(0:10.77)	(0:11.32)	(0:11.67)	(0:12.42)		+3
8	10	ARIK LAD	6	67.4	0:10.92	1:11.83 [8]	0:57.79 [5]	0:46.66 [5]	0:35.74 [5]	0:24.55 [6]	0:12.74 [7]	5.74L	0:35.74
		Gabrielle Semmens		800m	800m	(0:14.04)	(0:11.13)	(0:10.92)	(0:11.19)	(0:11.81)	(0:12.74)		-1
9	5	MEANS TEST	4	67.6	0:10.84	1:12.36 [9]	0:57.94 [9]	0:46.99 [8]	0:36.15 [8]	0:24.73 [10]	0:12.94 [9]	8.88L	0:36.15
		Wanderson D'Avila		800m	800m	(0:14.42)	(0:10.95)	(0:10.84)	(0:11.42)	(0:11.79)	(0:12.94)		-5
10	7	CALAMARIS	9	69.0	0:10.79	1:12.75 [10]	0:58.65 [6]	0:47.43 [6]	0:36.64 [6]	0:25.21 [8]	0:13.06 [10]	11.17L	0:36.64
		Graham Kliese		800m	800m	(0:14.10)	(0:11.22)	(0:10.79)	(0:11.43)	(0:12.15)	(0:13.06)		+7



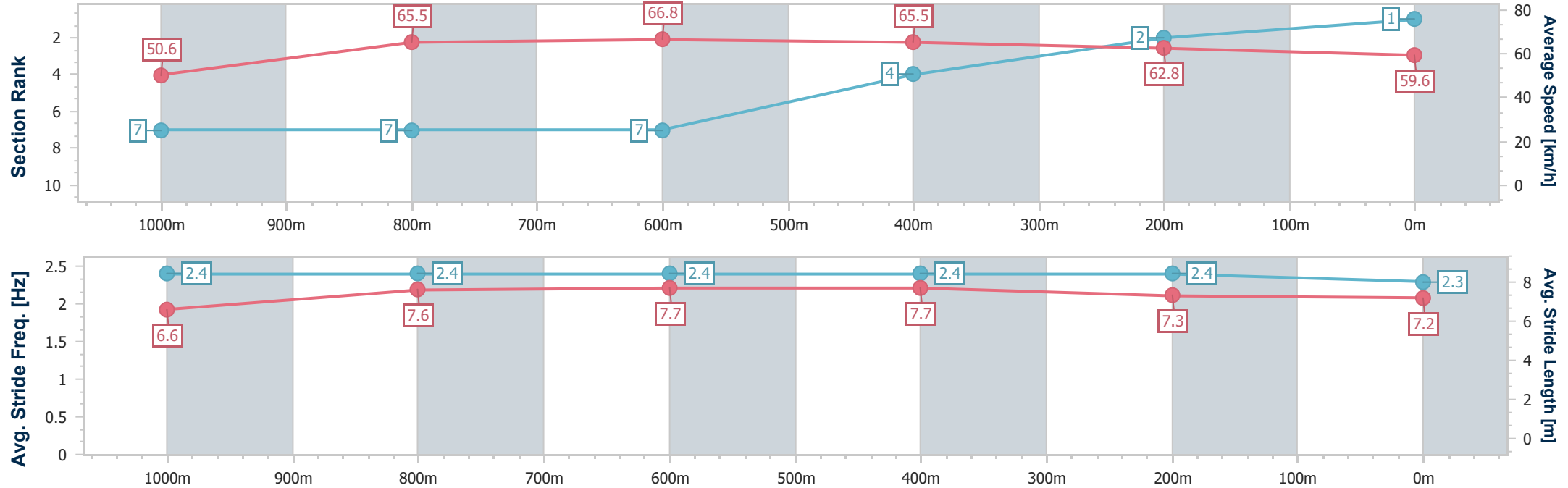
Horse/Jockey Name	Whatta Whitt
Final Rank	1
Fastest Section Time (Section)	0:10.84 (800m)
Top Speed [km/h] (Section)	68.8 (800m)
Race State	Finished



TownsvilleProfessional
Race 1: ASHES TEST SPORTSMAN'S LUNCH @ CLUDEN
PARK 21 NOVEMBER Maiden Handicap - 1200m
05 October 2025 - 12:30
Track Rating: Soft 5, Weather: Fine, Rail Position: +6.0m 1000-
W/Post; +3.0m Remainder.



Section	Overall	1000m	800m	600m	400m	200m								
Section Times	1:10.85 [1] (0:14.27)	0:56.58 [7] (0:11.08)	0:45.50 [7] (0:10.84)	0:34.66 [7] (0:11.05)	0:23.61 [4] (0:11.52)	0:12.09 [2] (0:12.09)								
Average Speed [km/h]	50.6	65.5	66.8	65.5	62.8	59.6								
Top Speed [km/h]	64.3	67.9	68.8	67.6	64.6	61.1								
Avg. Dist. to Rail [m]	5.1	1.8	1.1	1.4	2.4	2.2								
Avg. Stride Freq. [Hz]	2.4	2.4	2.4	2.4	2.4	2.3								
Avg. Stride Length [m]	6.6	7.6	7.7	7.7	7.3	7.2								





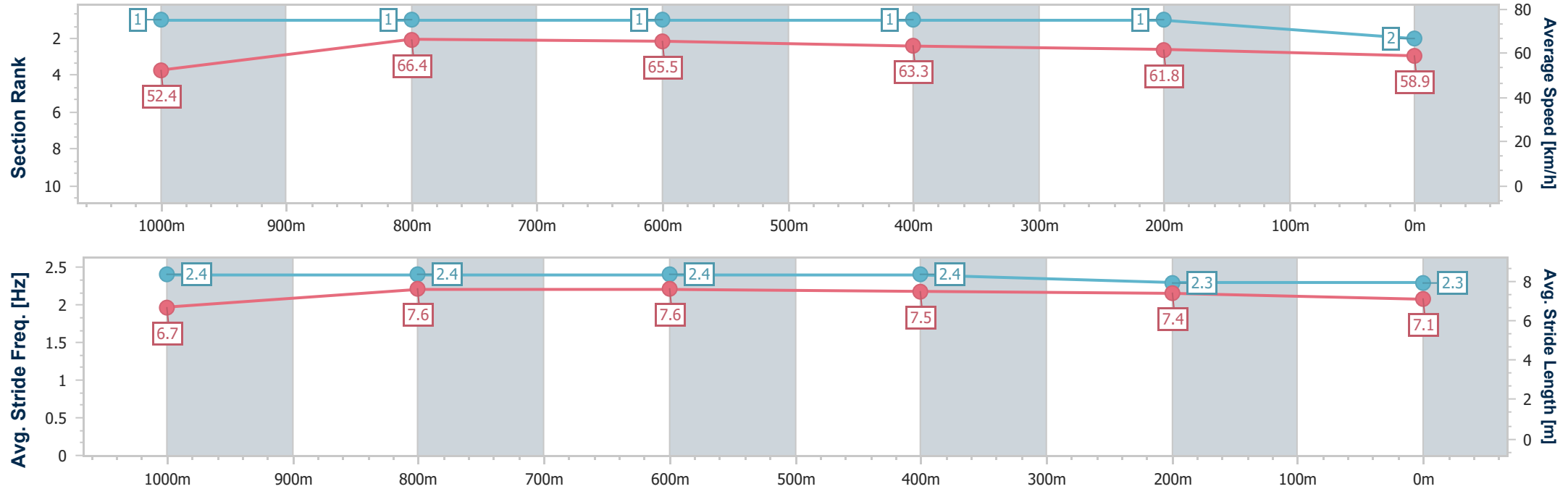
Horse/Jockey Name	Dalt Jaz
Final Rank	2
Fastest Section Time (Section)	0:10.85 (1000m)
Top Speed [km/h] (Section)	67.8 (1000m)
Race State	Finished



TownsvilleProfessional
Race 1: ASHES TEST SPORTSMAN'S LUNCH @ CLUDEN
PARK 21 NOVEMBER Maiden Handicap - 1200m
05 October 2025 - 12:30
Track Rating: Soft 5, Weather: Fine, Rail Position: +6.0m 1000-
W/Post; +3.0m Remainder.



Section	Overall	1000m	800m	600m	400m	200m								
Section Times	1:10.91 [2] (0:13.74)	0:57.17 [1] (0:10.85)	0:46.32 [1] (0:11.02)	0:35.30 [1] (0:11.40)	0:23.90 [1] (0:11.67)	0:12.23 [1] (0:12.23)								
Average Speed [km/h]	52.4	66.4	65.5	63.3	61.8	58.9								
Top Speed [km/h]	67.0	67.8	67.1	65.2	62.6	61.5								
Avg. Dist. to Rail [m]	4.6	0.8	0.7	0.4	0.3	0.9								
Avg. Stride Freq. [Hz]	2.4	2.4	2.4	2.4	2.3	2.3								
Avg. Stride Length [m]	6.7	7.6	7.6	7.5	7.4	7.1								





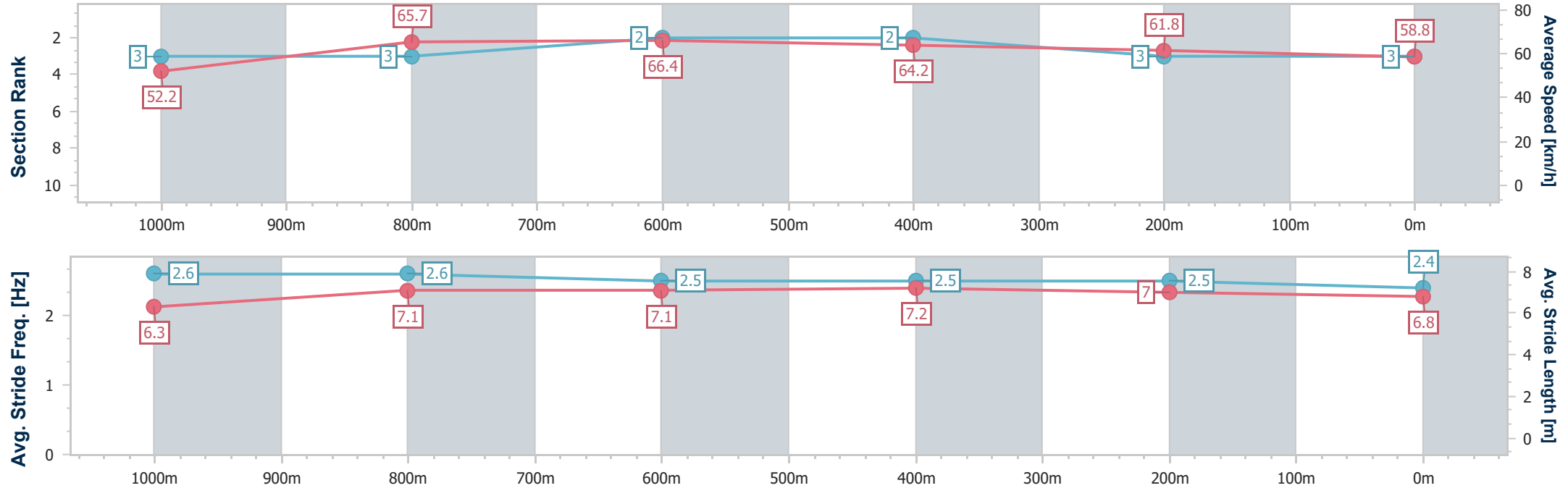
Horse/Jockey Name	Breeches
Final Rank	3
Fastest Section Time (Section)	0:10.90 (800m)
Top Speed [km/h] (Section)	69.1 (800m)
Race State	Finished



TownsvilleProfessional
Race 1: ASHES TEST SPORTSMAN'S LUNCH @ CLUDEN
PARK 21 NOVEMBER Maiden Handicap - 1200m
05 October 2025 - 12:30
Track Rating: Soft 5, Weather: Fine, Rail Position: +6.0m 1000-
W/Post; +3.0m Remainder.



Section	Overall	1000m	800m	600m	400m	200m								
Section Times	1:11.02 [3] (0:13.85)	0:57.17 [3] (0:11.06)	0:46.11 [3] (0:10.90)	0:35.21 [2] (0:11.32)	0:23.89 [2] (0:11.67)	0:12.22 [3] (0:12.22)								
Average Speed [km/h]	52.2	65.7	66.4	64.2	61.8	58.8								
Top Speed [km/h]	67.3	69.1	69.1	67.0	63.5	61.4								
Avg. Dist. to Rail [m]	7.7	1.9	1.6	1.6	1.5	1.1								
Avg. Stride Freq. [Hz]	2.6	2.6	2.5	2.5	2.5	2.4								
Avg. Stride Length [m]	6.3	7.1	7.1	7.2	7.0	6.8								





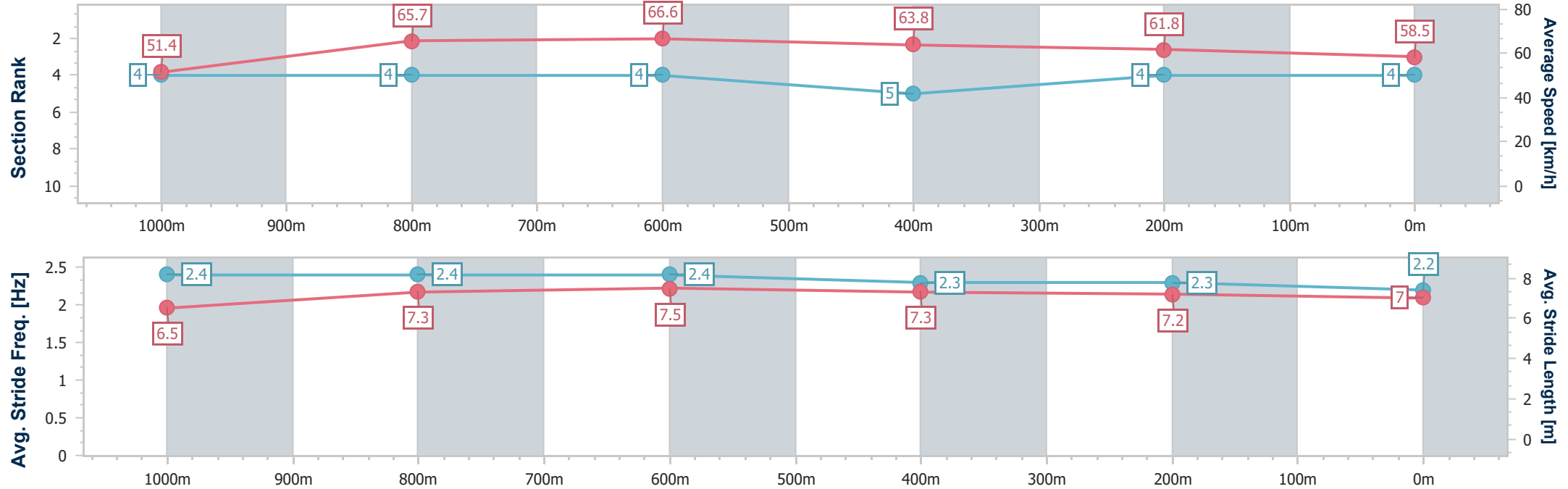
Horse/Jockey Name	Oscar Booie
Final Rank	4
Fastest Section Time (Section)	0:10.87 (800m)
Top Speed [km/h] (Section)	67.9 (800m)
Race State	Finished



TownsvilleProfessional
Race 1: ASHES TEST SPORTSMAN'S LUNCH @ CLUDEN
PARK 21 NOVEMBER Maiden Handicap - 1200m
05 October 2025 - 12:30
Track Rating: Soft 5, Weather: Fine, Rail Position: +6.0m 1000-
W/Post; +3.0m Remainder.



Section	Overall	1000m	800m	600m	400m	200m							
Section Times	1:11.24 [4] (0:13.99)	0:57.25 [4] (0:11.00)	0:46.25 [4] (0:10.87)	0:35.38 [4] (0:11.39)	0:23.99 [5] (0:11.69)	0:12.30 [4] (0:12.30)							
Average Speed [km/h]	51.4	65.7	66.6	63.8	61.8	58.5							
Top Speed [km/h]	64.9	67.4	67.9	66.1	62.6	60.6							
Avg. Dist. to Rail [m]	2.7	1.3	1.4	1.8	2.3	2.9							
Avg. Stride Freq. [Hz]	2.4	2.4	2.4	2.3	2.3	2.2							
Avg. Stride Length [m]	6.5	7.3	7.5	7.3	7.2	7.0							





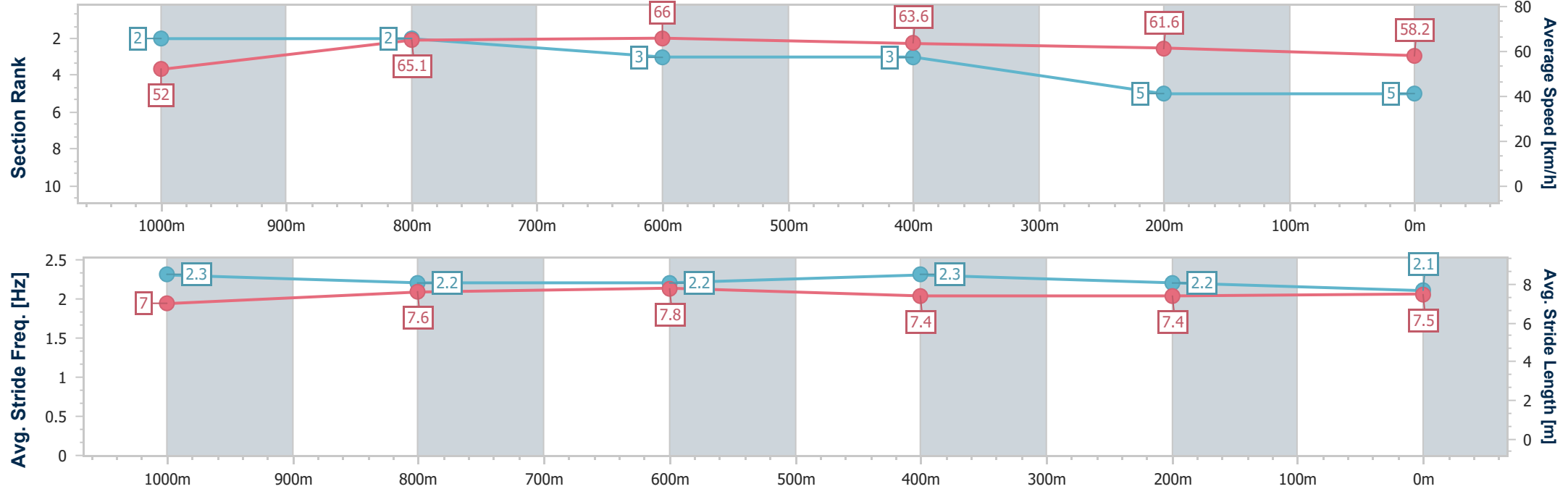
Horse/Jockey Name	Redlights On
Final Rank	5
Fastest Section Time (Section)	0:10.96 (800m)
Top Speed [km/h] (Section)	67.2 (800m)
Race State	Finished



TownsvilleProfessional
Race 1: ASHES TEST SPORTSMAN'S LUNCH @ CLUDEN
PARK 21 NOVEMBER Maiden Handicap - 1200m
05 October 2025 - 12:30
Track Rating: Soft 5, Weather: Fine, Rail Position: +6.0m 1000-
W/Post; +3.0m Remainder.



Section	Overall	1000m	800m	600m	400m	200m							
Section Times	1:11.32 [5] (0:13.82)	0:57.50 [2] (0:11.07)	0:46.43 [2] (0:10.96)	0:35.47 [3] (0:11.39)	0:24.08 [3] (0:11.73)	0:12.35 [5] (0:12.35)							
Average Speed [km/h]	52.0	65.1	66.0	63.6	61.6	58.2							
Top Speed [km/h]	65.1	67.1	67.2	64.9	62.0	61.2							
Avg. Dist. to Rail [m]	2.3	1.3	1.1	0.9	1.0	1.4							
Avg. Stride Freq. [Hz]	2.3	2.2	2.2	2.3	2.2	2.1							
Avg. Stride Length [m]	7.0	7.6	7.8	7.4	7.4	7.5							





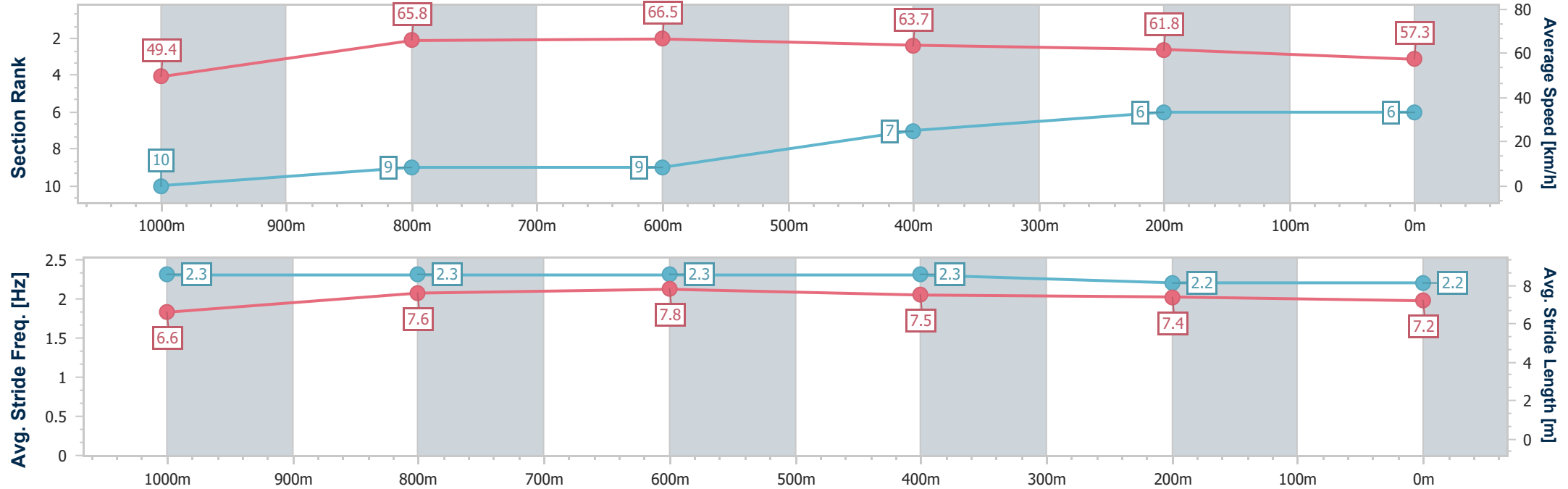
Horse/Jockey Name	National Goal
Final Rank	6
Fastest Section Time (Section)	0:10.76 (800m)
Top Speed [km/h] (Section)	68.1 (800m)
Race State	Finished



TownsvilleProfessional
Race 1: ASHES TEST SPORTSMAN'S LUNCH @ CLUDEN
PARK 21 NOVEMBER Maiden Handicap - 1200m
05 October 2025 - 12:30
Track Rating: Soft 5, Weather: Fine, Rail Position: +6.0m 1000-
W/Post; +3.0m Remainder.



Section	Overall	1000m	800m	600m	400m	200m							
Section Times	1:11.67 [6] (0:14.55)	0:57.12 [10] (0:10.92)	0:46.20 [9] (0:10.76)	0:35.44 [9] (0:11.21)	0:24.23 [7] (0:11.65)	0:12.58 [6] (0:12.58)							
Average Speed [km/h]	49.4	65.8	66.5	63.7	61.8	57.3							
Top Speed [km/h]	66.7	67.5	68.1	65.2	62.3	60.1							
Avg. Dist. to Rail [m]	2.3	0.8	1.6	1.4	2.3	5.5							
Avg. Stride Freq. [Hz]	2.3	2.3	2.3	2.3	2.2	2.2							
Avg. Stride Length [m]	6.6	7.6	7.8	7.5	7.4	7.2							





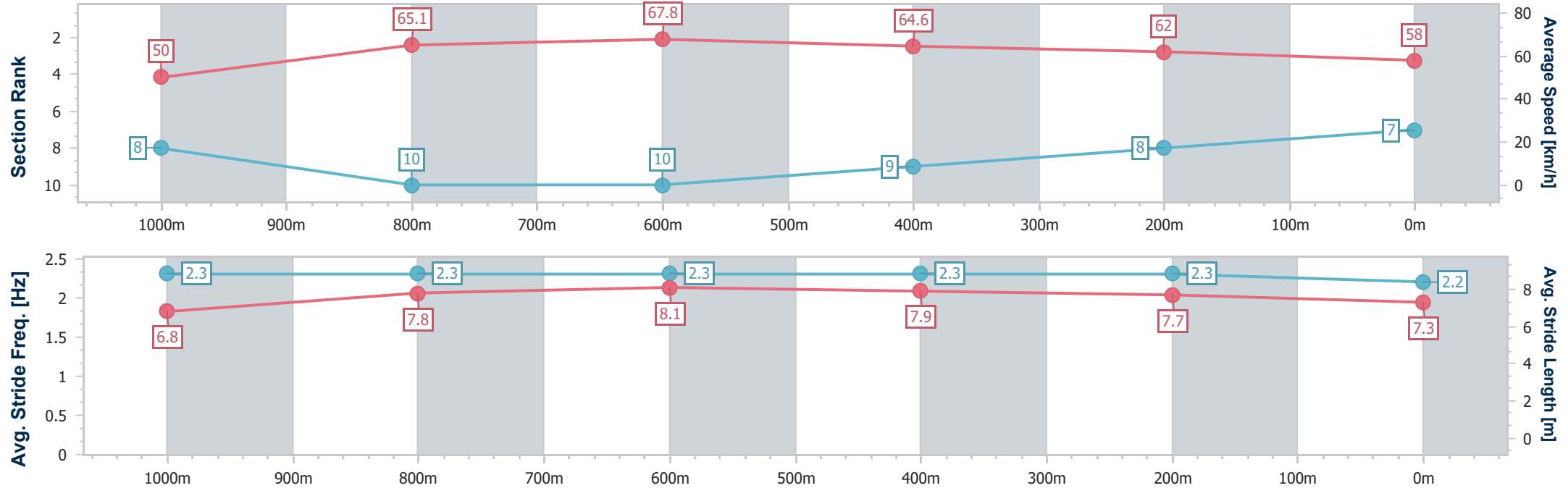
Horse/Jockey Name	Lost Lamb
Final Rank	7
Fastest Section Time (Section)	0:10.77 (800m)
Top Speed [km/h] (Section)	69.6 (800m)
Race State	Finished



TownsvilleProfessional
Race 1: ASHES TEST SPORTSMAN'S LUNCH @ CLUDEN
PARK 21 NOVEMBER Maiden Handicap - 1200m
05 October 2025 - 12:30
Track Rating: Soft 5, Weather: Fine, Rail Position: +6.0m 1000-
W/Post; +3.0m Remainder.



Section	Overall	1000m	800m	600m	400m	200m							
Section Times	1:11.68 [7] (0:14.40)	0:57.28 [8] (0:11.10)	0:46.18 [10] (0:10.77)	0:35.41 [10] (0:11.32)	0:24.09 [9] (0:11.67)	0:12.42 [8] (0:12.42)							
Average Speed [km/h]	50.0	65.1	67.8	64.6	62.0	58.0							
Top Speed [km/h]	66.2	67.2	69.6	67.6	63.5	60.7							
Avg. Dist. to Rail [m]	3.2	1.3	2.9	3.0	4.3	6.5							
Avg. Stride Freq. [Hz]	2.3	2.3	2.3	2.3	2.3	2.2							
Avg. Stride Length [m]	6.8	7.8	8.1	7.9	7.7	7.3							





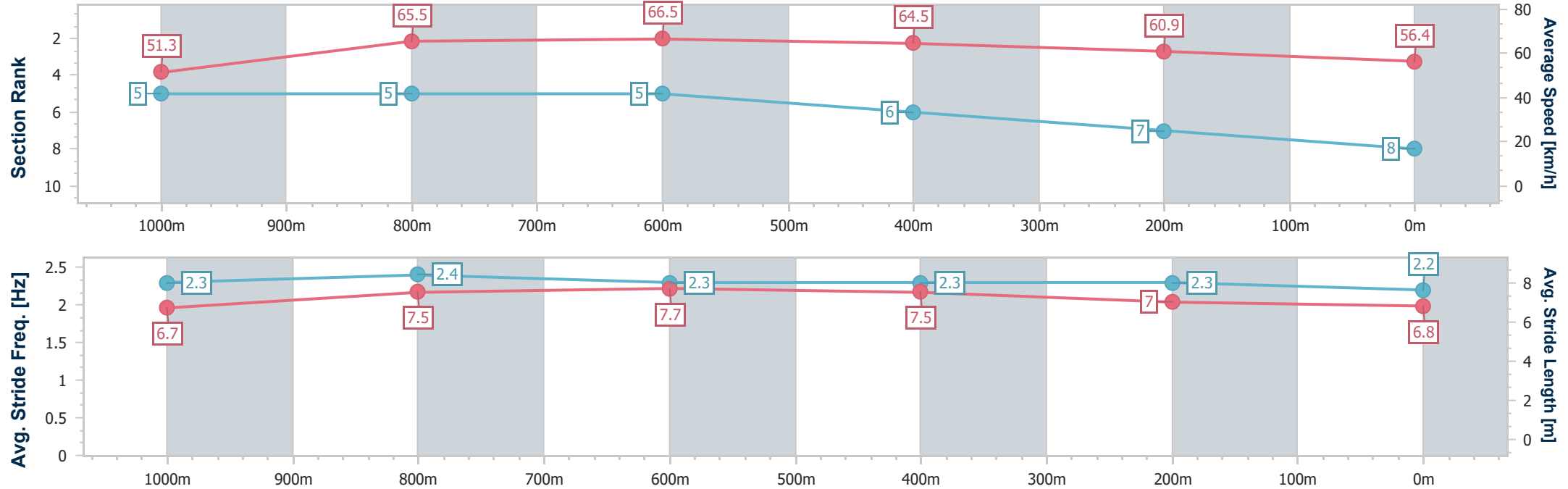
Horse/Jockey Name	Arik Lad
Final Rank	8
Fastest Section Time (Section)	0:10.92 (800m)
Top Speed [km/h] (Section)	67.4 (800m)
Race State	Finished



TownsvilleProfessional
Race 1: ASHES TEST SPORTSMAN'S LUNCH @ CLUDEN
PARK 21 NOVEMBER Maiden Handicap - 1200m
05 October 2025 - 12:30
Track Rating: Soft 5, Weather: Fine, Rail Position: +6.0m 1000-
W/Post; +3.0m Remainder.



Section	Overall	1000m	800m	600m	400m	200m							
Section Times	1:11.83 [8] (0:14.04)	0:57.79 [5] (0:11.13)	0:46.66 [5] (0:10.92)	0:35.74 [5] (0:11.19)	0:24.55 [6] (0:11.81)	0:12.74 [7] (0:12.74)							
Average Speed [km/h]	51.3	65.5	66.5	64.5	60.9	56.4							
Top Speed [km/h]	65.5	67.3	67.4	66.7	62.5	59.1							
Avg. Dist. to Rail [m]	4.2	2.2	2.1	0.6	0.5	2.5							
Avg. Stride Freq. [Hz]	2.3	2.4	2.3	2.3	2.3	2.2							
Avg. Stride Length [m]	6.7	7.5	7.7	7.5	7.0	6.8							





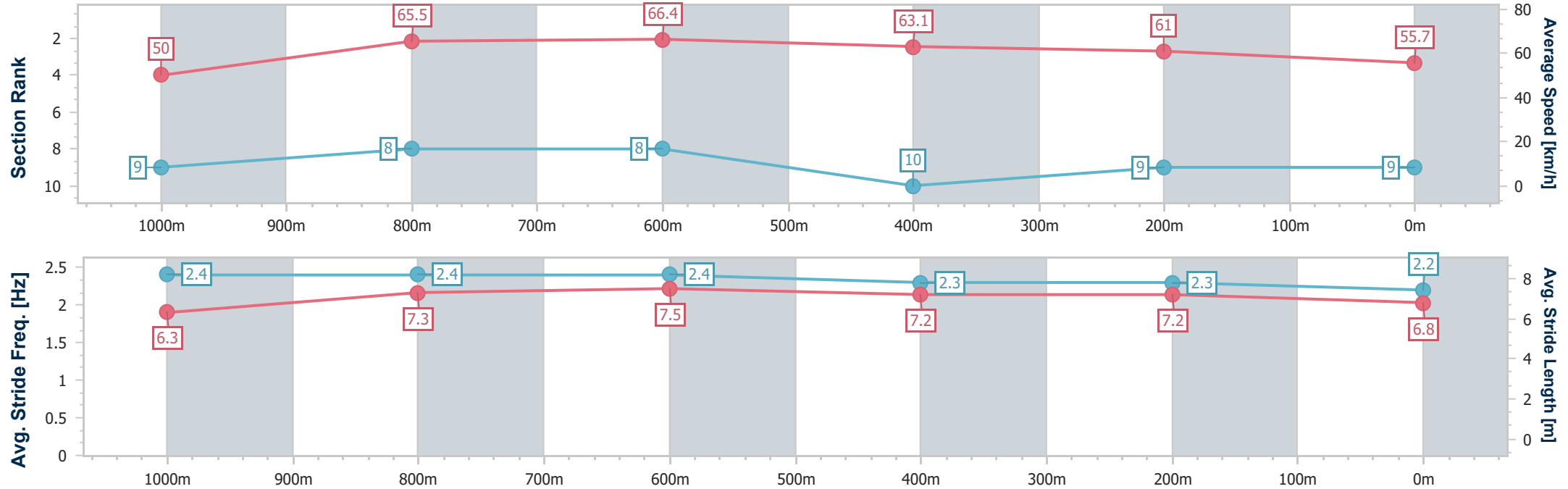
Horse/Jockey Name	Means Test
Final Rank	9
Fastest Section Time (Section)	0:10.84 (800m)
Top Speed [km/h] (Section)	67.6 (800m)
Race State	Finished



TownsvilleProfessional
Race 1: ASHES TEST SPORTSMAN'S LUNCH @ CLUDEN
PARK 21 NOVEMBER Maiden Handicap - 1200m
05 October 2025 - 12:30
Track Rating: Soft 5, Weather: Fine, Rail Position: +6.0m 1000-
W/Post; +3.0m Remainder.



Section	Overall	1000m	800m	600m	400m	200m							
Section Times	1:12.36 [9] (0:14.42)	0:57.94 [9] (0:10.95)	0:46.99 [8] (0:10.84)	0:36.15 [8] (0:11.42)	0:24.73 [10] (0:11.79)	0:12.94 [9] (0:12.94)							
Average Speed [km/h]	50.0	65.5	66.4	63.1	61.0	55.7							
Top Speed [km/h]	65.9	66.6	67.6	64.9	62.7	58.1							
Avg. Dist. to Rail [m]	3.2	0.8	0.2	0.2	2.0	4.0							
Avg. Stride Freq. [Hz]	2.4	2.4	2.4	2.3	2.3	2.2							
Avg. Stride Length [m]	6.3	7.3	7.5	7.2	7.2	6.8							





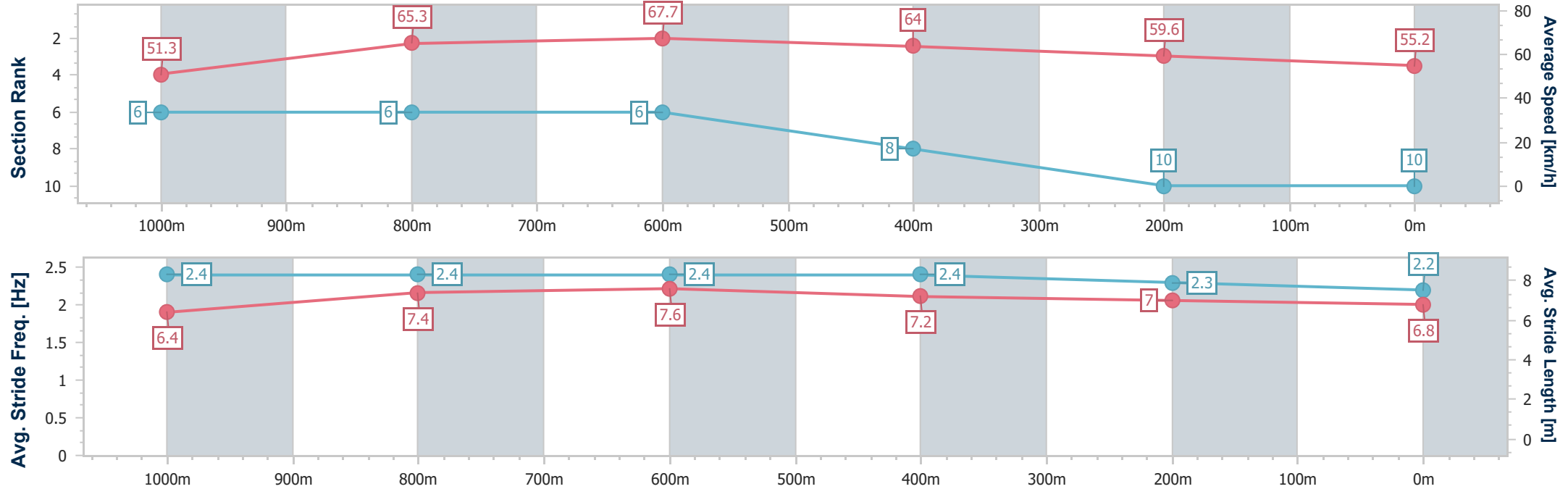
Horse/Jockey Name	Calamaris
Final Rank	10
Fastest Section Time (Section)	0:10.79 (800m)
Top Speed [km/h] (Section)	69.0 (800m)
Race State	Finished



TownsvilleProfessional
Race 1: ASHES TEST SPORTSMAN'S LUNCH @ CLUDEN
PARK 21 NOVEMBER Maiden Handicap - 1200m
05 October 2025 - 12:30
Track Rating: Soft 5, Weather: Fine, Rail Position: +6.0m 1000-
W/Post; +3.0m Remainder.



Section	Overall	1000m	800m	600m	400m	200m							
Section Times	1:12.75 [10] (0:14.10)	0:58.65 [6] (0:11.22)	0:47.43 [6] (0:10.79)	0:36.64 [6] (0:11.43)	0:25.21 [8] (0:12.15)	0:13.06 [10] (0:13.06)							
Average Speed [km/h]	51.3	65.3	67.7	64.0	59.6	55.2							
Top Speed [km/h]	65.9	67.2	69.0	66.9	61.5	57.6							
Avg. Dist. to Rail [m]	6.8	3.4	3.2	3.2	4.4	2.7							
Avg. Stride Freq. [Hz]	2.4	2.4	2.4	2.4	2.3	2.2							
Avg. Stride Length [m]	6.4	7.4	7.6	7.2	7.0	6.8							





Townsville Professional

Race 2: LIVING TURF BENCHMARK 60 Handicap - 1609m

05 October 2025 - 13:06



Track Rating: Soft 5, Weather: Fine, Rail Position: +6.0m 1000-W/Post; +3.0m Remainder.

Section					Overall	1400m	1200m	1000m	800m	600m	400m	Last 600m		
Field Times					1:38.51 (0:16.01)	1:22.50 (0:12.00)	1:10.50 (0:12.03)	0:58.47 (0:11.49)	0:46.98 (0:11.16)	0:35.82 (0:11.51)	0:24.31 (0:12.02)	0:35.82		
Rank	TAB	Horse/Jockey	Barrier	Top Speed [km/h]	Fastest Section									Distance Travelled [m]
1	5	CONVERTOR	6	65.1	0:11.23	1:38.51 [1]	1:22.38 [2]	1:10.29 [2]	0:58.27 [3]	0:46.78 [3]	0:35.55 [3]	0:24.09 [3]	0:35.55	
		Ron Stewart		800m	800m	(0:16.13)	(0:12.09)	(0:12.02)	(0:11.49)	(0:11.23)	(0:11.46)	(0:11.80)		
2	2	OUT OF LUCK	4	66.2	0:11.22	1:38.68 [2]	1:22.09 [7]	1:09.95 [7]	0:57.92 [6]	0:46.57 [6]	0:35.21 [7]	0:23.99 [5]	0:35.21	-2
		Luke Dempsey		600m	600m	(0:16.59)	(0:12.14)	(0:12.03)	(0:11.35)	(0:11.36)	(0:11.22)	(0:11.71)		
3	1	READY TIGER	3	65.5	0:11.21	1:39.00 [3]	1:22.65 [4]	1:10.33 [5]	0:58.96 [1]	0:47.45 [2]	0:36.24 [2]	0:24.75 [2]	0:36.24	+1
		Aidan Holt		800m	800m	(0:16.35)	(0:12.32)	(0:11.37)	(0:11.51)	(0:11.21)	(0:11.49)	(0:12.03)		
4	7	BOMBINATE	7	66.1	0:11.28	1:39.29 [4]	1:22.75 [6]	1:10.58 [6]	0:58.53 [7]	0:47.13 [7]	0:35.85 [6]	0:24.52 [6]	0:35.85	+3
		Jason Taylor		800m	800m	(0:16.54)	(0:12.17)	(0:12.05)	(0:11.40)	(0:11.28)	(0:11.33)	(0:11.95)		
5	6	FANG IT	1	64.9	0:11.40	1:39.37 [5]	1:23.05 [3]	1:10.93 [3]	0:58.95 [4]	0:47.49 [4]	0:36.09 [5]	0:24.39 [7]	0:36.09	-3
		Chris Whiteley		800m	800m	(0:16.32)	(0:12.12)	(0:11.98)	(0:11.46)	(0:11.40)	(0:11.70)	(0:12.06)		
6	3	YOU ARE KING	5	65.6	0:11.16	1:39.40 [6]	1:23.39 [1]	1:11.39 [1]	0:59.33 [2]	0:47.87 [1]	0:36.71 [1]	0:25.20 [1]	0:36.71	-4
		Isabella Teh		800m	800m	(0:16.01)	(0:12.00)	(0:12.06)	(0:11.46)	(0:11.16)	(0:11.51)	(0:12.06)		
7	4	AIDENABET	2	65.3	0:11.28	1:40.05 [7]	1:23.66 [5]	1:11.52 [4]	0:59.57 [5]	0:48.06 [5]	0:36.78 [4]	0:25.36 [4]	0:36.78	-3
		Chelsea Jokic		800m	800m	(0:16.39)	(0:12.14)	(0:11.95)	(0:11.51)	(0:11.28)	(0:11.42)	(0:12.04)		

Scratched: Lady Of Fortune (#8)



Townsville Professional

Race 2: LIVING TURF BENCHMARK 60 Handicap - 1609m

05 October 2025 - 13:06



Track Rating: Soft 5, Weather: Fine, Rail Position: +6.0m 1000-W/Post; +3.0m Remainder.

Section		200m		Last 600m			
Field Times		0:12.29 (0:12.29)		0:35.82			
Rank	TAB Horse/Jockey	Barrier	Top Speed [km/h]	Fastest Section	Margin	Distance Travelled [m]	
1	5 CONVERTOR Ron Stewart	6	65.1 800m	0:11.23 800m	0:12.29 [1] (0:12.29)	1:38.51	0:35.55
2	2 OUT OF LUCK Luke Dempsey	4	66.2 600m	0:11.22 600m	0:12.28 [4] (0:12.28)	1L	0:35.21 -2
3	1 READY TIGER Aidan Holt	3	65.5 800m	0:11.21 800m	0:12.72 [3] (0:12.72)	2.86L	0:36.24 +1
4	7 BOMBINATE Jason Taylor	7	66.1 800m	0:11.28 800m	0:12.57 [5] (0:12.57)	4.58L	0:35.85 +3
5	6 FANG IT Chris Whiteley	1	64.9 800m	0:11.40 800m	0:12.33 [7] (0:12.33)	5.07L	0:36.09 -3
6	3 YOU ARE KING Isabella Teh	5	65.6 800m	0:11.16 800m	0:13.14 [2] (0:13.14)	5.23L	0:36.71 -4
7	4 AIDENABET Chelsea Jokic	2	65.3 800m	0:11.28 800m	0:13.32 [6] (0:13.32)	9.02L	0:36.78 -3

Scratched: Lady Of Fortune (#8)



Horse/Jockey Name	Convertor
Final Rank	1
Fastest Section Time (Section)	0:11.23 (800m)
Top Speed [km/h] (Section)	65.1 (800m)
Race State	Finished



TownsvilleProfessional

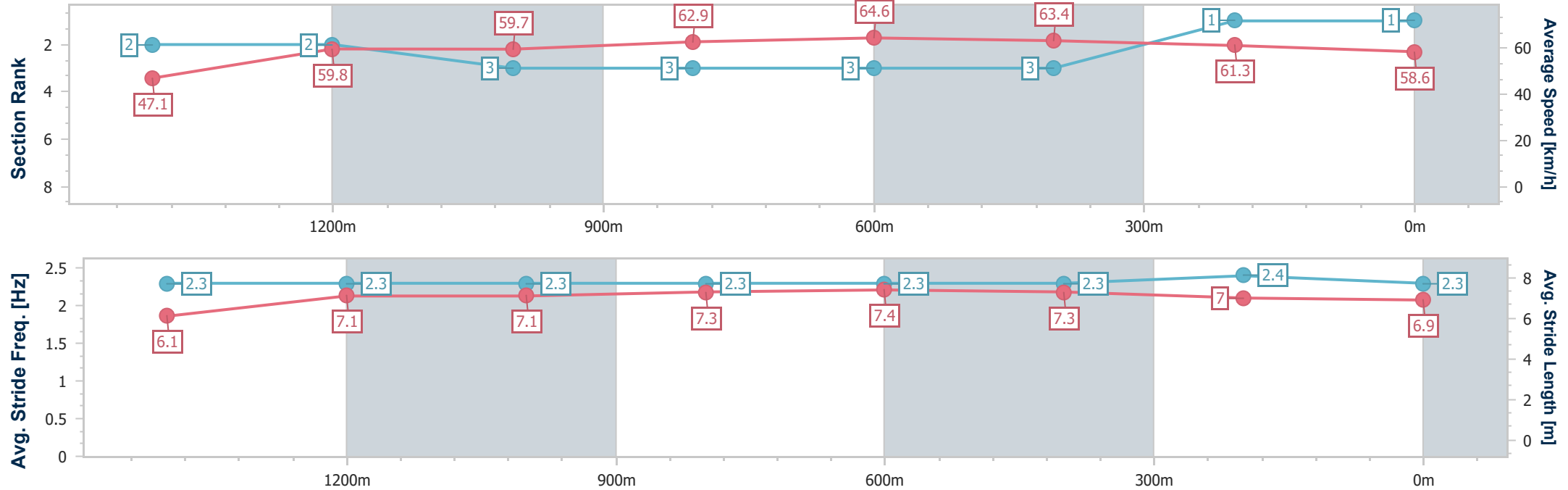
Race 2: LIVING TURF BENCHMARK 60 Handicap - 1609m

05 October 2025 - 13:06

Track Rating: Soft 5, Weather: Fine, Rail Position: +6.0m 1000-W/Post; +3.0m Remainder.



Section	Overall	1400m	1200m	1000m	800m	600m	400m	200m					
Section Times	1:38.51 [1] (0:16.13)	1:22.38 [2] (0:12.09)	1:10.29 [2] (0:12.02)	0:58.27 [3] (0:11.49)	0:46.78 [3] (0:11.23)	0:35.55 [3] (0:11.46)	0:24.09 [3] (0:11.80)	0:12.29 [1] (0:12.29)					
Average Speed [km/h]	47.1	59.8	59.7	62.9	64.6	63.4	61.3	58.6					
Top Speed [km/h]	61.3	60.4	61.7	64.1	65.1	64.5	61.7	60.8					
Avg. Dist. to Rail [m]	5.5	1.3	0.9	1.5	1.7	1.9	3.0	3.4					
Avg. Stride Freq. [Hz]	2.3	2.3	2.3	2.3	2.3	2.3	2.4	2.3					
Avg. Stride Length [m]	6.1	7.1	7.1	7.3	7.4	7.3	7.0	6.9					





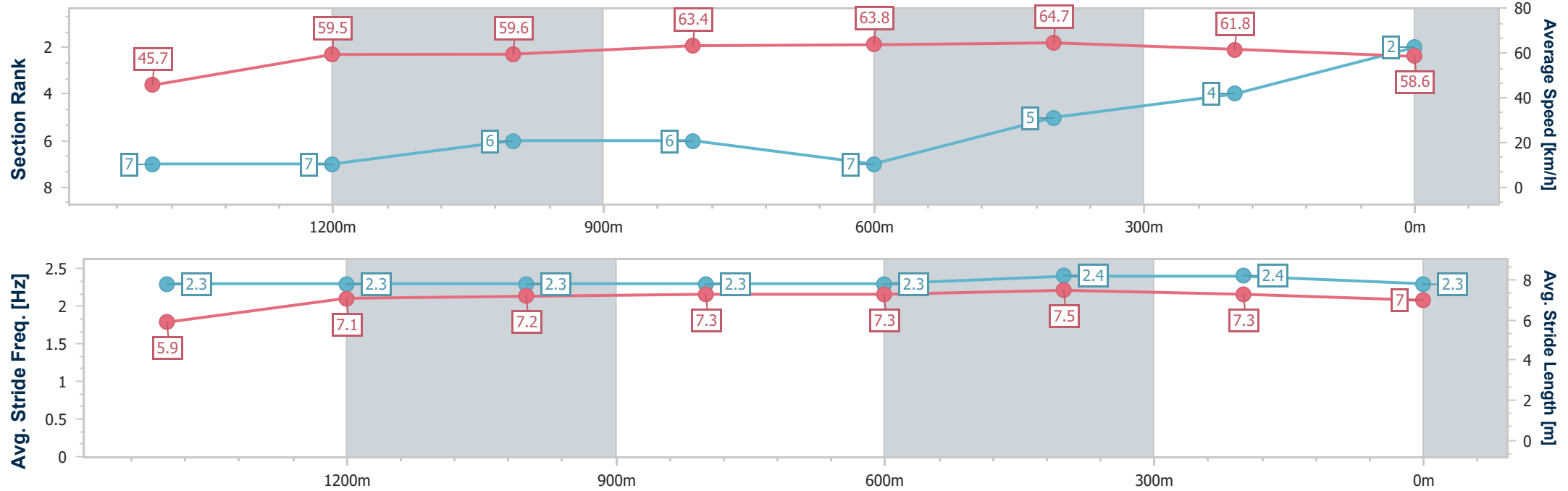
Horse/Jockey Name	Out Of Luck
Final Rank	2
Fastest Section Time (Section)	0:11.22 (600m)
Top Speed [km/h] (Section)	66.2 (600m)
Race State	Finished



Townsville Professional
Race 2: LIVING TURF BENCHMARK 60 Handicap - 1609m
05 October 2025 - 13:06
Track Rating: Soft 5, Weather: Fine, Rail Position: +6.0m 1000-
W/Post; +3.0m Remainder.



Section	Overall	1400m	1200m	1000m	800m	600m	400m	200m					
Section Times	1:38.68 [2] (0:16.59)	1:22.09 [7] (0:12.14)	1:09.95 [7] (0:12.03)	0:57.92 [6] (0:11.35)	0:46.57 [6] (0:11.36)	0:35.21 [7] (0:11.22)	0:23.99 [5] (0:11.71)	0:12.28 [4] (0:12.28)					
Average Speed [km/h]	45.7	59.5	59.6	63.4	63.8	64.7	61.8	58.6					
Top Speed [km/h]	60.5	60.3	62.5	64.9	66.0	66.2	63.4	60.5					
Avg. Dist. to Rail [m]	4.2	0.5	1.2	1.3	1.1	2.1	3.6	4.1					
Avg. Stride Freq. [Hz]	2.3	2.3	2.3	2.3	2.3	2.4	2.4	2.3					
Avg. Stride Length [m]	5.9	7.1	7.2	7.3	7.3	7.5	7.3	7.0					



[] Ranking at each section and finish
-.-.- No data available at this section
NA No data available



Horse/Jockey Name	Ready Tiger
Final Rank	3
Fastest Section Time (Section)	0:11.21 (800m)
Top Speed [km/h] (Section)	65.5 (800m)
Race State	Finished



TownsvilleProfessional

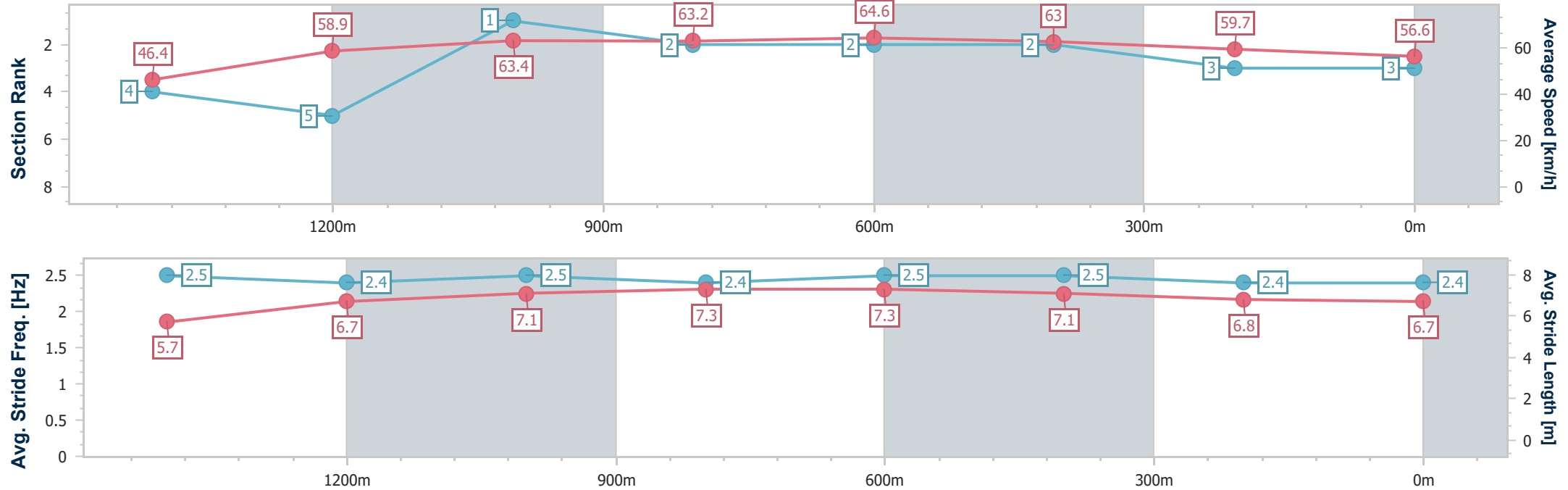
Race 2: LIVING TURF BENCHMARK 60 Handicap - 1609m

05 October 2025 - 13:06

Track Rating: Soft 5, Weather: Fine, Rail Position: +6.0m 1000-W/Post; +3.0m Remainder.



Section	Overall	1400m	1200m	1000m	800m	600m	400m	200m					
Section Times	1:39.00 [3] (0:16.35)	1:22.65 [4] (0:12.32)	1:10.33 [5] (0:11.37)	0:58.96 [1] (0:11.51)	0:47.45 [2] (0:11.21)	0:36.24 [2] (0:11.49)	0:24.75 [2] (0:12.03)	0:12.72 [3] (0:12.72)					
Average Speed [km/h]	46.4	58.9	63.4	63.2	64.6	63.0	59.7	56.6					
Top Speed [km/h]	60.9	59.8	65.1	64.9	65.5	64.1	60.7	59.2					
Avg. Dist. to Rail [m]	4.8	3.3	2.8	2.2	1.6	1.1	0.4	0.3					
Avg. Stride Freq. [Hz]	2.5	2.4	2.5	2.4	2.5	2.5	2.4	2.4					
Avg. Stride Length [m]	5.7	6.7	7.1	7.3	7.3	7.1	6.8	6.7					





Horse/Jockey Name	Bombinate
Final Rank	4
Fastest Section Time (Section)	0:11.28 (800m)
Top Speed [km/h] (Section)	66.1 (800m)
Race State	Finished



TownsvilleProfessional

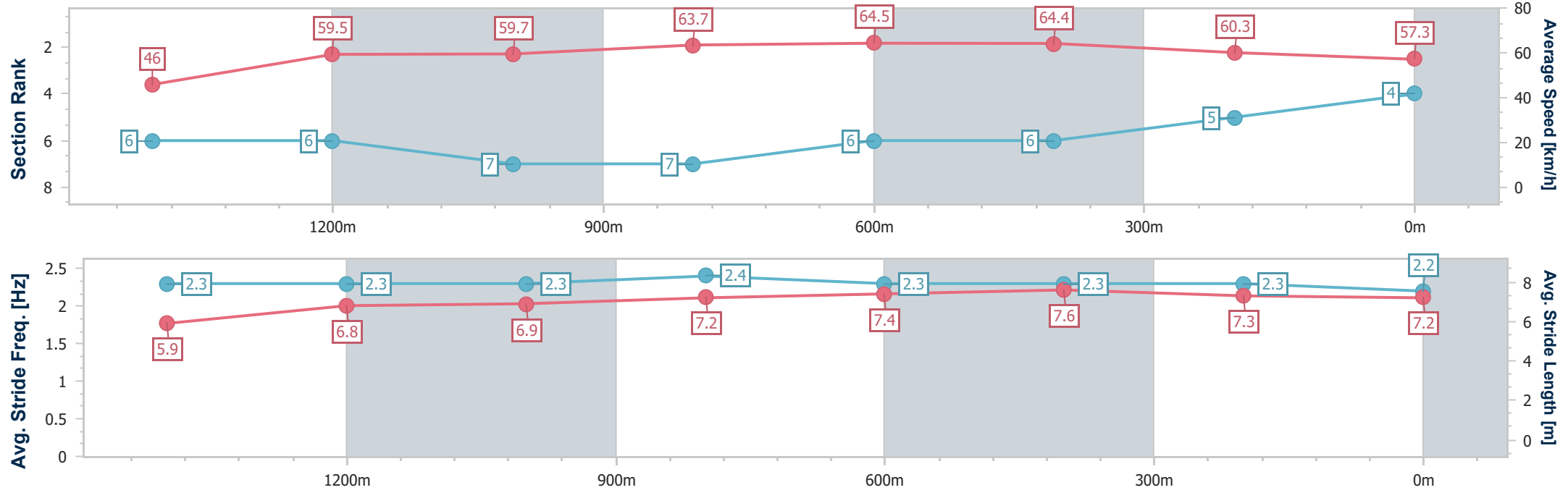
Race 2: LIVING TURF BENCHMARK 60 Handicap - 1609m

05 October 2025 - 13:06

Track Rating: Soft 5, Weather: Fine, Rail Position: +6.0m 1000-W/Post; +3.0m Remainder.



Section	Overall	1400m	1200m	1000m	800m	600m	400m	200m					
Section Times	1:39.29 [4] (0:16.54)	1:22.75 [6] (0:12.17)	1:10.58 [6] (0:12.05)	0:58.53 [7] (0:11.40)	0:47.13 [7] (0:11.28)	0:35.85 [6] (0:11.33)	0:24.52 [6] (0:11.95)	0:12.57 [5] (0:12.57)					
Average Speed [km/h]	46.0	59.5	59.7	63.7	64.5	64.4	60.3	57.3					
Top Speed [km/h]	61.0	61.4	61.8	65.7	66.1	66.1	62.2	59.3					
Avg. Dist. to Rail [m]	6.1	2.1	0.7	1.7	2.5	2.7	2.3	4.3					
Avg. Stride Freq. [Hz]	2.3	2.3	2.3	2.4	2.3	2.3	2.3	2.2					
Avg. Stride Length [m]	5.9	6.8	6.9	7.2	7.4	7.6	7.3	7.2					



[] Ranking at each section and finish
-.-.- No data available at this section
NA No data available



Horse/Jockey Name	Fang It
Final Rank	5
Fastest Section Time (Section)	0:11.40 (800m)
Top Speed [km/h] (Section)	64.9 (800m)
Race State	Finished



TownsvilleProfessional

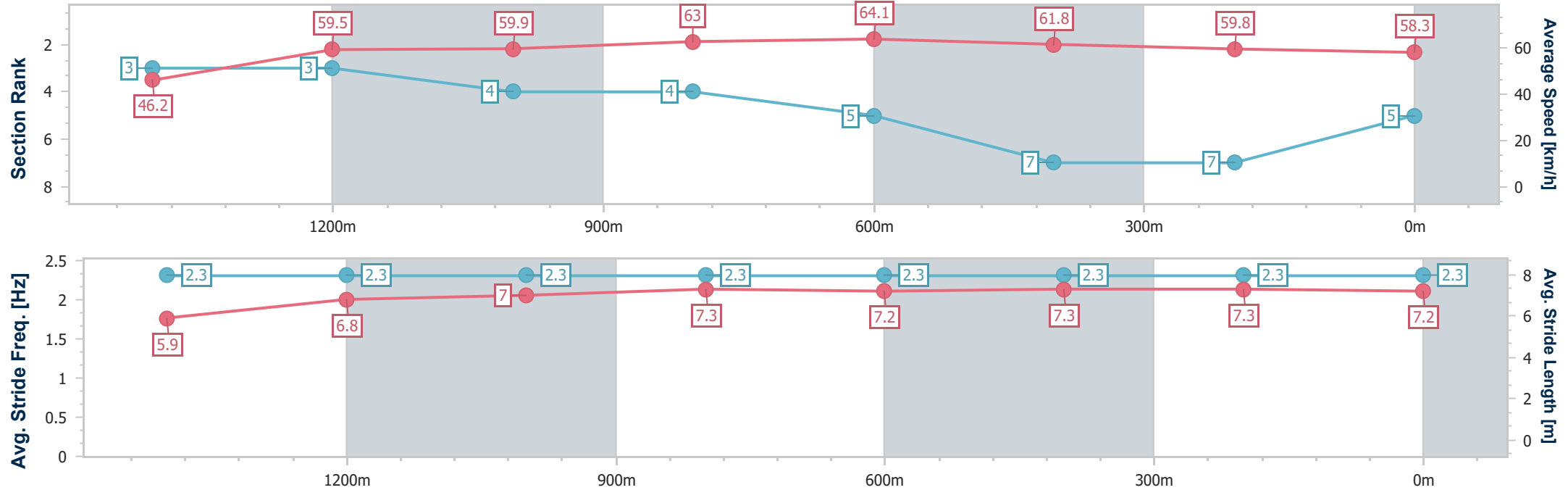
Race 2: LIVING TURF BENCHMARK 60 Handicap - 1609m

05 October 2025 - 13:06

Track Rating: Soft 5, Weather: Fine, Rail Position: +6.0m 1000-W/Post; +3.0m Remainder.



Section	Overall	1400m	1200m	1000m	800m	600m	400m	200m					
Section Times	1:39.37 [5] (0:16.32)	1:23.05 [3] (0:12.12)	1:10.93 [3] (0:11.98)	0:58.95 [4] (0:11.46)	0:47.49 [4] (0:11.40)	0:36.09 [5] (0:11.70)	0:24.39 [7] (0:12.06)	0:12.33 [7] (0:12.33)					
Average Speed [km/h]	46.2	59.5	59.9	63.0	64.1	61.8	59.8	58.3					
Top Speed [km/h]	60.2	60.7	62.3	64.9	64.9	63.7	60.8	59.6					
Avg. Dist. to Rail [m]	2.8	0.2	1.2	1.9	2.6	1.2	1.3	2.6					
Avg. Stride Freq. [Hz]	2.3	2.3	2.3	2.3	2.3	2.3	2.3	2.3					
Avg. Stride Length [m]	5.9	6.8	7.0	7.3	7.2	7.3	7.3	7.2					





Horse/Jockey Name	You Are King
Final Rank	6
Fastest Section Time (Section)	0:11.16 (800m)
Top Speed [km/h] (Section)	65.6 (800m)
Race State	Finished



TownsvilleProfessional

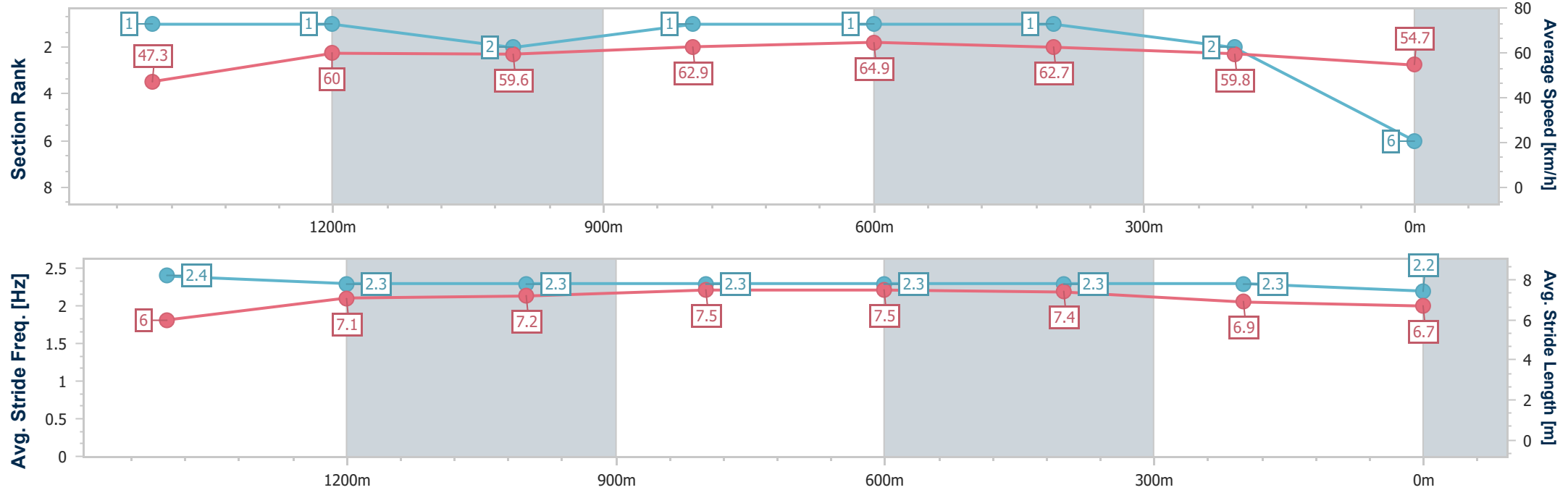
Race 2: LIVING TURF BENCHMARK 60 Handicap - 1609m

05 October 2025 - 13:06

Track Rating: Soft 5, Weather: Fine, Rail Position: +6.0m 1000-W/Post; +3.0m Remainder.



Section	Overall	1400m	1200m	1000m	800m	600m	400m	200m					
Section Times	1:39.40 [6] (0:16.01)	1:23.39 [1] (0:12.00)	1:11.39 [1] (0:12.06)	0:59.33 [2] (0:11.46)	0:47.87 [1] (0:11.16)	0:36.71 [1] (0:11.51)	0:25.20 [1] (0:12.06)	0:13.14 [2] (0:13.14)					
Average Speed [km/h]	47.3	60.0	59.6	62.9	64.9	62.7	59.8	54.7					
Top Speed [km/h]	60.3	60.8	62.4	63.8	65.6	64.6	61.3	58.2					
Avg. Dist. to Rail [m]	4.3	0.4	1.2	1.4	0.9	0.8	0.8	0.6					
Avg. Stride Freq. [Hz]	2.4	2.3	2.3	2.3	2.3	2.3	2.3	2.2					
Avg. Stride Length [m]	6.0	7.1	7.2	7.5	7.5	7.4	6.9	6.7					





Horse/Jockey Name	Aidenabet
Final Rank	7
Fastest Section Time (Section)	0:11.28 (800m)
Top Speed [km/h] (Section)	65.3 (800m)
Race State	Finished



TownsvilleProfessional

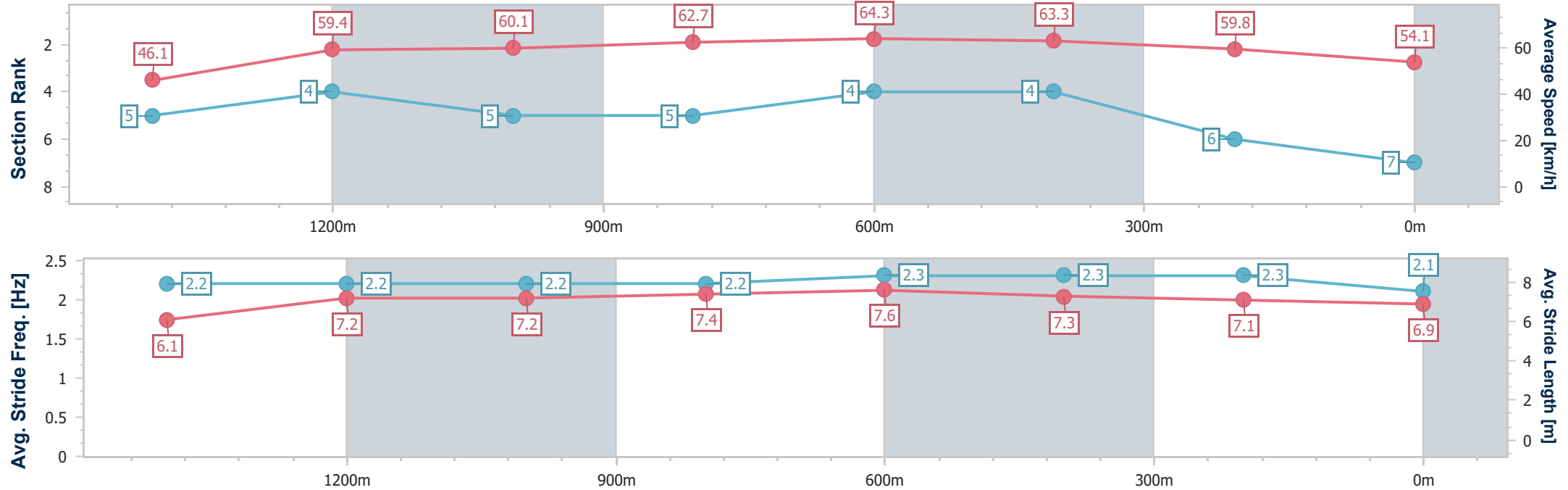
Race 2: LIVING TURF BENCHMARK 60 Handicap - 1609m

05 October 2025 - 13:06

Track Rating: Soft 5, Weather: Fine, Rail Position: +6.0m 1000-W/Post; +3.0m Remainder.



Section	Overall	1400m	1200m	1000m	800m	600m	400m	200m					
Section Times	1:40.05 [7] (0:16.39)	1:23.66 [5] (0:12.14)	1:11.52 [4] (0:11.95)	0:59.57 [5] (0:11.51)	0:48.06 [5] (0:11.28)	0:36.78 [4] (0:11.42)	0:25.36 [4] (0:12.04)	0:13.32 [6] (0:13.32)					
Average Speed [km/h]	46.1	59.4	60.1	62.7	64.3	63.3	59.8	54.1					
Top Speed [km/h]	60.4	60.4	62.7	64.2	65.3	65.1	61.3	57.3					
Avg. Dist. to Rail [m]	3.5	0.4	1.0	1.4	1.4	0.8	0.3	0.3					
Avg. Stride Freq. [Hz]	2.2	2.2	2.2	2.2	2.3	2.3	2.3	2.1					
Avg. Stride Length [m]	6.1	7.2	7.2	7.4	7.6	7.3	7.1	6.9					





TownsvilleProfessional

Race 3: HYGAIN QTIS Three-Year-Old Maiden Handicap - 1000m

05 October 2025 - 13:40



Track Rating: Soft 5, Weather: Fine, Rail Position: +6.0m 1000-W/Post; +3.0m Remainder.

Section						Overall	800m	600m	400m	200m	Last 600m			
Field Times						0:57.05 (0:12.63)	0:44.42 (0:10.24)	0:34.18 (0:10.89)	0:23.29 (0:11.38)	0:11.91 (0:11.91)	0:34.18			
Rank	TAB	Horse/Jockey	Barrier	Top Speed [km/h]	Fastest Section							Margin		
													Distance Travelled [m]	
1	11	GOT THIS	13	71.7	0:10.24	0:57.05 [1]	0:44.42 [1]	0:34.18 [1]	0:23.29 [1]	0:11.90 [2]	0:57.05	0:34.18		
		Jackson Murphy		Overall	800m	(0:12.63)	(0:10.24)	(0:10.89)	(0:11.39)	(0:11.90)				
2	2	DRAGON TALES	3	71.9	0:10.29	0:57.40 [2]	0:44.52 [2]	0:34.23 [3]	0:23.44 [3]	0:12.10 [3]	2.06L	0:34.23 -1		
		Aidan Holt		800m	800m	(0:12.88)	(0:10.29)	(0:10.79)	(0:11.34)	(0:12.10)				
3	6	MISTER DOOBEE	1	71.6	0:10.33	0:57.56 [3]	0:44.38 [7]	0:34.05 [7]	0:23.10 [7]	0:11.89 [5]	3L	0:34.05 +1		
		Lacey Morrison		800m	800m	(0:13.18)	(0:10.33)	(0:10.95)	(0:11.21)	(0:11.89)				
4	4	OLD GOLD	14	73.3	0:10.12	0:57.58 [4]	0:44.59 [4]	0:34.47 [2]	0:23.71 [2]	0:12.44 [1]	3.12L	0:34.47 -1		
		Luke Dempsey		800m	800m	(0:12.99)	(0:10.12)	(0:10.76)	(0:11.27)	(0:12.44)				
5	7	TIME POWER	11	71.5	0:10.50	0:57.78 [5]	0:44.55 [9]	0:34.05 [9]	0:23.28 [8]	0:11.93 [8]	4.35L	0:34.05 +5		
		Ivo Fry		800m	800m	(0:13.23)	(0:10.50)	(0:10.77)	(0:11.35)	(0:11.93)				
6	3	HAPHAZARD	7	72.4	0:10.34	0:57.93 [6]	0:45.03 [3]	0:34.69 [4]	0:23.85 [4]	0:12.39 [4]	5.18L	0:34.69 +6		
		Jason Taylor		800m	800m	(0:12.90)	(0:10.34)	(0:10.84)	(0:11.46)	(0:12.39)				
7	10	VAN DER WOODSEN	8	72.0	0:10.34	0:58.18 [7]	0:45.08 [5]	0:34.74 [6]	0:23.86 [6]	0:12.48 [6]	6.67L	0:34.74 +5		
		Graham Kliese		800m	800m	(0:13.10)	(0:10.34)	(0:10.88)	(0:11.38)	(0:12.48)				
8	8	BOOM BUNNY	10	72.3	0:10.41	0:58.20 [8]	0:44.74 [10]	0:34.33 [10]	0:23.46 [10]	0:12.11 [10]	6.81L	0:34.33 +3		
		Denicious Smith		800m	800m	(0:13.46)	(0:10.41)	(0:10.87)	(0:11.35)	(0:12.11)				
9	9	SHON A STAR	2	71.3	0:10.49	0:58.34 [9]	0:45.14 [8]	0:34.65 [8]	0:23.77 [9]	0:12.46 [9]	7.64L	0:34.65 +3		
		Olivia Kendal		800m	800m	(0:13.20)	(0:10.49)	(0:10.88)	(0:11.31)	(0:12.46)				
10	12	VALUBIOUS	9	71.0	0:10.42	0:58.58 [10]	0:44.80 [13]	0:34.38 [12]	0:23.56 [12]	0:12.37 [11]	9.03L	0:34.38 +1		
		Adam Sewell		800m	800m	(0:13.78)	(0:10.42)	(0:10.82)	(0:11.19)	(0:12.37)				

Scratched: Davis Junior (#1)



Townsville Professional

Race 3: HYGAIN QTIS Three-Year-Old Maiden Handicap - 1000m

05 October 2025 - 13:40



Track Rating: Soft 5, Weather: Fine, Rail Position: +6.0m 1000-W/Post; +3.0m Remainder.

Section						Overall	800m	600m	400m	200m	Last 600m		
Field Times						0:57.05 (0:12.63)	0:44.42 (0:10.24)	0:34.18 (0:10.89)	0:23.29 (0:11.38)	0:11.91 (0:11.91)	0:34.18		
Rank	TAB	Horse/Jockey	Barrier	Top Speed [km/h]	Fastest Section							Margin	Distance Travelled [m]
11	14	I'LLTELLYOU'I'MIN	4	71.7	0:10.24	0:58.67 [11]	0:45.54 [6]	0:35.30 [5]	0:24.47 [5]	0:12.88 [7]	9.57L	0:35.30	-3
		Morgan Butler		800m	800m	(0:13.13)	(0:10.24)	(0:10.83)	(0:11.59)	(0:12.88)			
12	13	GYMNOSOMATA	6	71.1	0:10.46	0:58.89 [12]	0:45.38 [11]	0:34.92 [11]	0:23.91 [11]	0:12.52 [12]	10.86L	0:34.92	+2
		Ron Stewart		800m	800m	(0:13.51)	(0:10.46)	(0:11.01)	(0:11.39)	(0:12.52)			
13	5	SUGAR BEAR	5	69.7	0:10.78	0:59.52 [13]	0:45.75 [12]	0:34.97 [13]	0:23.76 [13]	0:12.46 [13]	14.55L	0:34.97	+1
		Gabrielle Semmens		800m	800m	(0:13.77)	(0:10.78)	(0:11.21)	(0:11.30)	(0:12.46)			

Scratched: Davis Junior (#1)



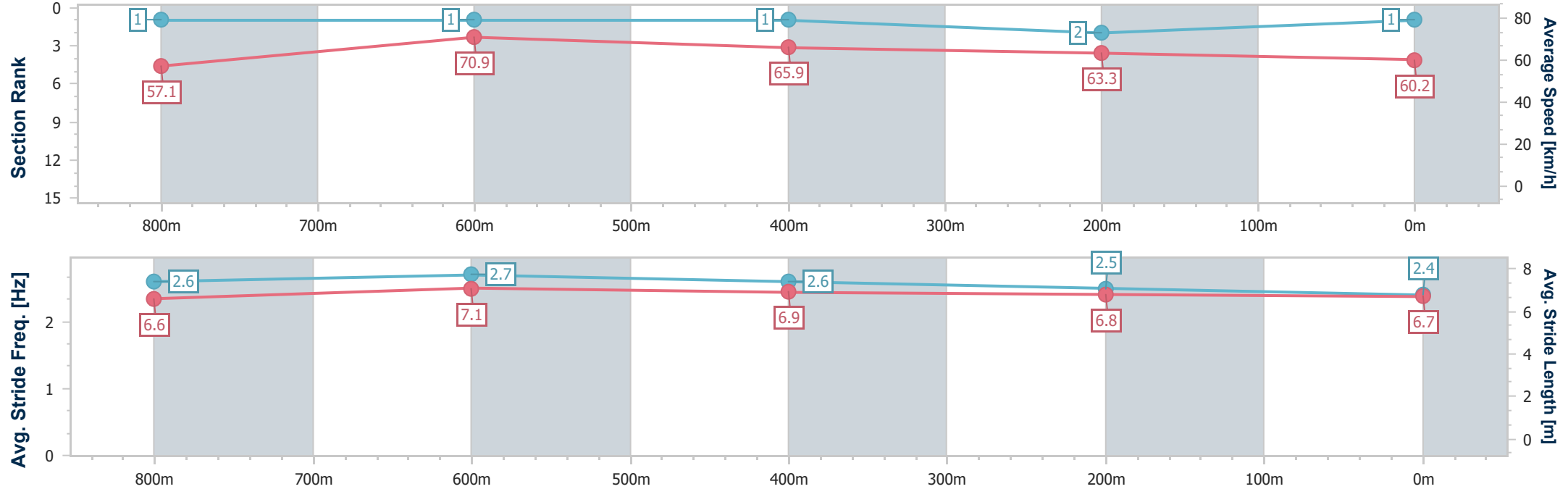
Horse/Jockey Name	Got This
Final Rank	1
Fastest Section Time (Section)	0:10.24 (800m)
Top Speed [km/h] (Section)	71.7 (Overall)
Race State	Finished



TownsvilleProfessional
Race 3: HYGAIN QTIS Three-Year-Old Maiden Handicap - 1000m
05 October 2025 - 13:40
Track Rating: Soft 5, Weather: Fine, Rail Position: +6.0m 1000-W/Post; +3.0m Remainder.



Section	Overall	800m	600m	400m	200m										
Section Times	0:57.05 [1] (0:12.63)	0:44.42 [1] (0:10.24)	0:34.18 [1] (0:10.89)	0:23.29 [1] (0:11.39)	0:11.90 [2] (0:11.90)										
Average Speed [km/h]	57.1	70.9	65.9	63.3	60.2										
Top Speed [km/h]	71.7	71.6	68.7	64.3	62.5										
Avg. Dist. to Rail [m]	8.1	1.9	0.8	0.8	0.4										
Avg. Stride Freq. [Hz]	2.6	2.7	2.6	2.5	2.4										
Avg. Stride Length [m]	6.6	7.1	6.9	6.8	6.7										





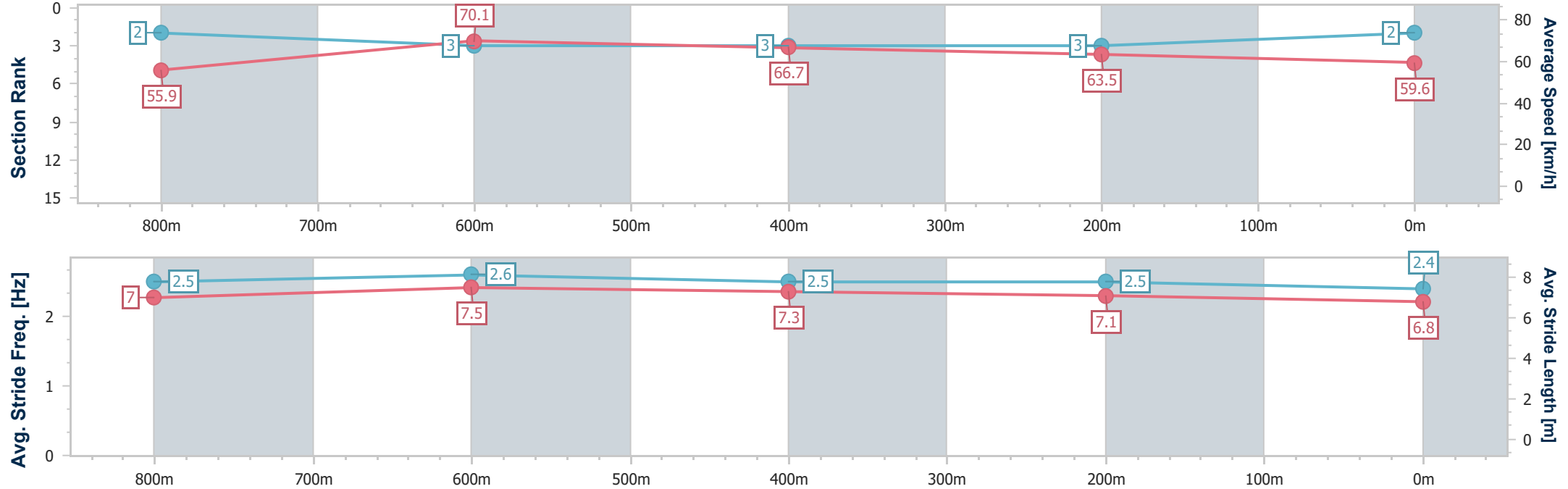
Horse/Jockey Name	Dragon Tales
Final Rank	2
Fastest Section Time (Section)	0:10.29 (800m)
Top Speed [km/h] (Section)	71.9 (800m)
Race State	Finished



TownsvilleProfessional
Race 3: HYGAIN QTIS Three-Year-Old Maiden Handicap - 1000m
05 October 2025 - 13:40
Track Rating: Soft 5, Weather: Fine, Rail Position: +6.0m 1000-W/Post; +3.0m Remainder.



Section	Overall	800m	600m	400m	200m										
Section Times	0:57.40 [2] (0:12.88)	0:44.52 [2] (0:10.29)	0:34.23 [3] (0:10.79)	0:23.44 [3] (0:11.34)	0:12.10 [3] (0:12.10)										
Average Speed [km/h]	55.9	70.1	66.7	63.5	59.6										
Top Speed [km/h]	71.8	71.9	68.8	64.3	62.7										
Avg. Dist. to Rail [m]	2.5	0.5	0.3	0.9	1.2										
Avg. Stride Freq. [Hz]	2.5	2.6	2.5	2.5	2.4										
Avg. Stride Length [m]	7.0	7.5	7.3	7.1	6.8										



- [] Ranking at each section and finish
- .-.- No data available at this section
- NA No data available



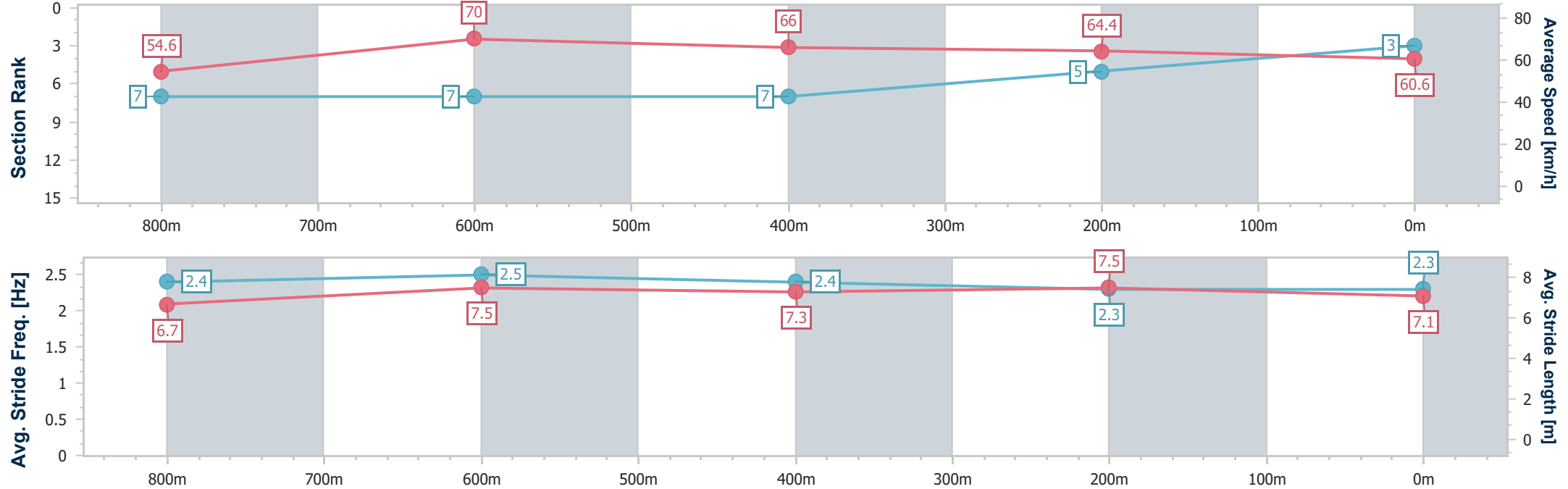
Horse/Jockey Name	Mister Doobee
Final Rank	3
Fastest Section Time (Section)	0:10.33 (800m)
Top Speed [km/h] (Section)	71.6 (800m)
Race State	Finished



TownsvilleProfessional
Race 3: HYGAIN QTIS Three-Year-Old Maiden Handicap - 1000m
05 October 2025 - 13:40
Track Rating: Soft 5, Weather: Fine, Rail Position: +6.0m 1000-W/Post; +3.0m Remainder.



Section	Overall	800m	600m	400m	200m										
Section Times	0:57.56 [3] (0:13.18)	0:44.38 [7] (0:10.33)	0:34.05 [7] (0:10.95)	0:23.10 [7] (0:11.21)	0:11.89 [5] (0:11.89)										
Average Speed [km/h]	54.6	70.0	66.0	64.4	60.6										
Top Speed [km/h]	70.9	71.6	69.1	64.7	63.9										
Avg. Dist. to Rail [m]	1.6	1.0	1.0	1.5	3.9										
Avg. Stride Freq. [Hz]	2.4	2.5	2.4	2.3	2.3										
Avg. Stride Length [m]	6.7	7.5	7.3	7.5	7.1										



- [] Ranking at each section and finish
- .-.- No data available at this section
- NA No data available



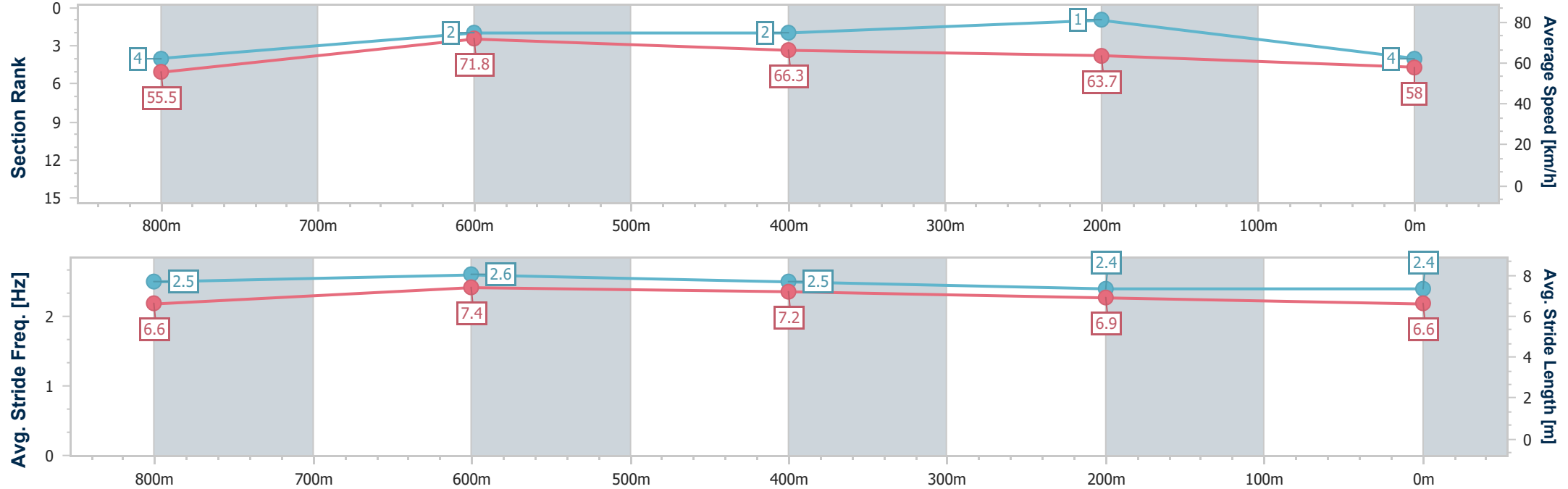
Horse/Jockey Name	Old Gold
Final Rank	4
Fastest Section Time (Section)	0:10.12 (800m)
Top Speed [km/h] (Section)	73.3 (800m)
Race State	Finished



TownsvilleProfessional
Race 3: HYGAIN QTIS Three-Year-Old Maiden Handicap - 1000m
05 October 2025 - 13:40
Track Rating: Soft 5, Weather: Fine, Rail Position: +6.0m 1000-W/Post; +3.0m Remainder.



Section	Overall	800m	600m	400m	200m										
Section Times	0:57.58 [4] (0:12.99)	0:44.59 [4] (0:10.12)	0:34.47 [2] (0:10.76)	0:23.71 [2] (0:11.27)	0:12.44 [1] (0:12.44)										
Average Speed [km/h]	55.5	71.8	66.3	63.7	58.0										
Top Speed [km/h]	73.0	73.3	69.9	64.6	62.0										
Avg. Dist. to Rail [m]	9.6	2.3	1.4	1.0	1.2										
Avg. Stride Freq. [Hz]	2.5	2.6	2.5	2.4	2.4										
Avg. Stride Length [m]	6.6	7.4	7.2	6.9	6.6										





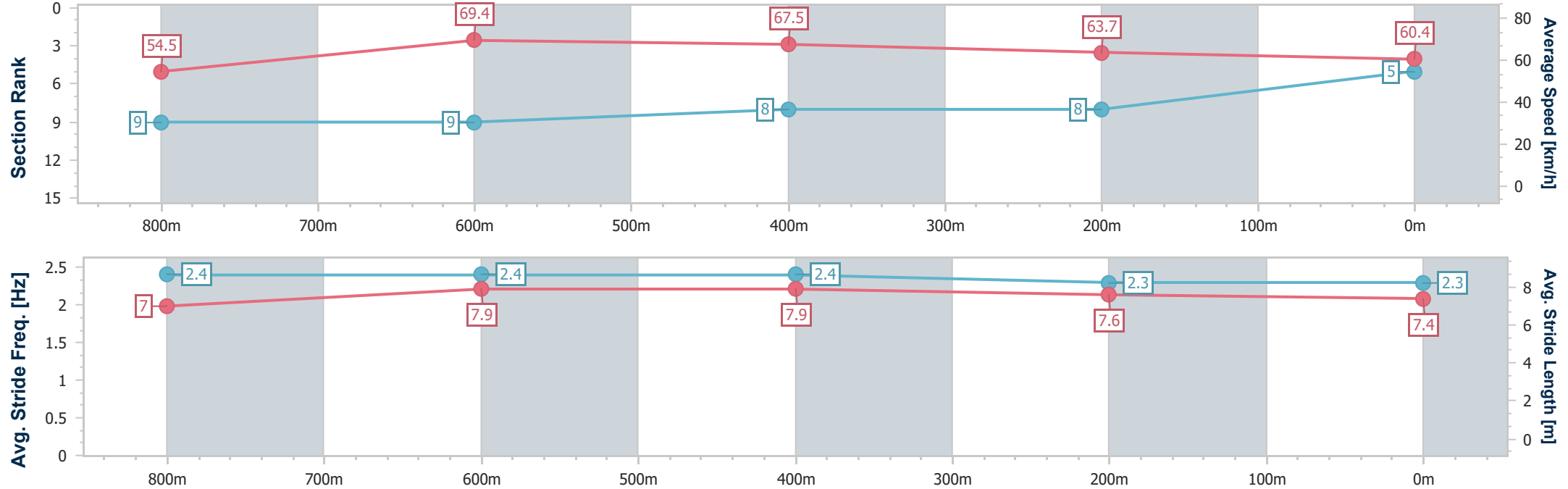
Horse/Jockey Name	Time Power
Final Rank	5
Fastest Section Time (Section)	0:10.50 (800m)
Top Speed [km/h] (Section)	71.5 (800m)
Race State	Finished



TownsvilleProfessional
Race 3: HYGAIN QTIS Three-Year-Old Maiden Handicap - 1000m
05 October 2025 - 13:40
Track Rating: Soft 5, Weather: Fine, Rail Position: +6.0m 1000-W/Post; +3.0m Remainder.



Section	Overall	800m	600m	400m	200m										
Section Times	0:57.78 [5] (0:13.23)	0:44.55 [9] (0:10.50)	0:34.05 [9] (0:10.77)	0:23.28 [8] (0:11.35)	0:11.93 [8] (0:11.93)										
Average Speed [km/h]	54.5	69.4	67.5	63.7	60.4										
Top Speed [km/h]	70.2	71.5	69.7	65.6	63.4										
Avg. Dist. to Rail [m]	8.0	3.7	1.7	3.8	6.6										
Avg. Stride Freq. [Hz]	2.4	2.4	2.4	2.3	2.3										
Avg. Stride Length [m]	7.0	7.9	7.9	7.6	7.4										





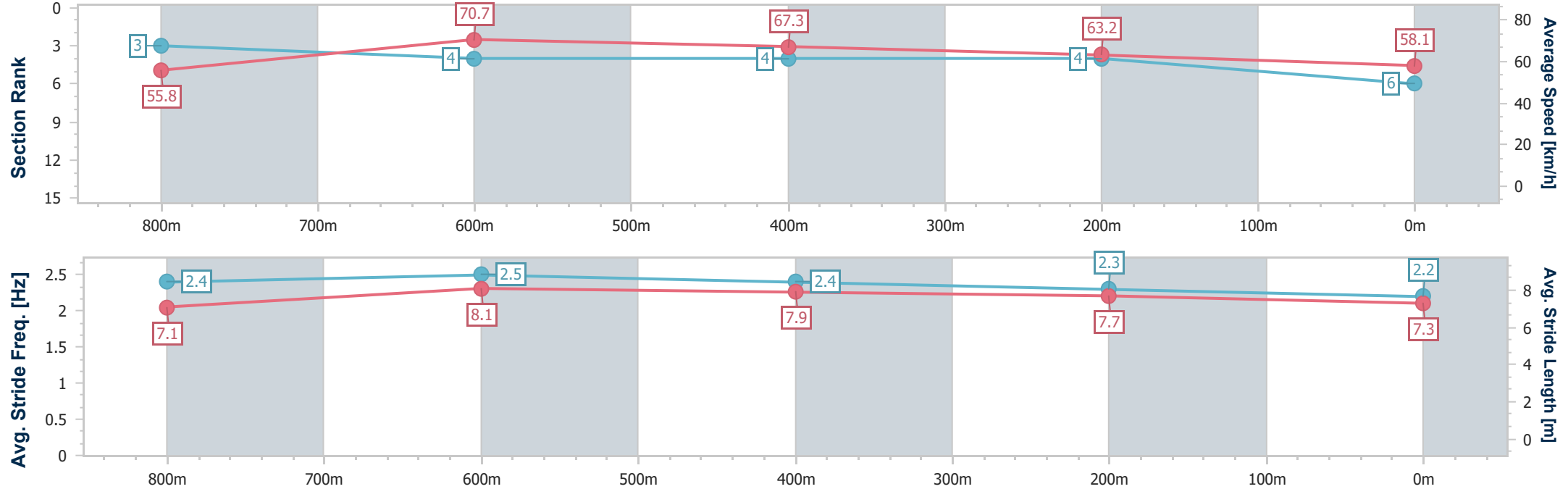
Horse/Jockey Name	Haphazard
Final Rank	6
Fastest Section Time (Section)	0:10.34 (800m)
Top Speed [km/h] (Section)	72.4 (800m)
Race State	Finished



TownsvilleProfessional
Race 3: HYGAIN QTIS Three-Year-Old Maiden Handicap - 1000m
05 October 2025 - 13:40
Track Rating: Soft 5, Weather: Fine, Rail Position: +6.0m 1000-W/Post; +3.0m Remainder.



Section	Overall	800m	600m	400m	200m										
Section Times	0:57.93 [6] (0:12.90)	0:45.03 [3] (0:10.34)	0:34.69 [4] (0:10.84)	0:23.85 [4] (0:11.46)	0:12.39 [4] (0:12.39)										
Average Speed [km/h]	55.8	70.7	67.3	63.2	58.1										
Top Speed [km/h]	70.3	72.4	71.0	65.9	61.1										
Avg. Dist. to Rail [m]	6.3	3.2	3.1	3.3	5.0										
Avg. Stride Freq. [Hz]	2.4	2.5	2.4	2.3	2.2										
Avg. Stride Length [m]	7.1	8.1	7.9	7.7	7.3										





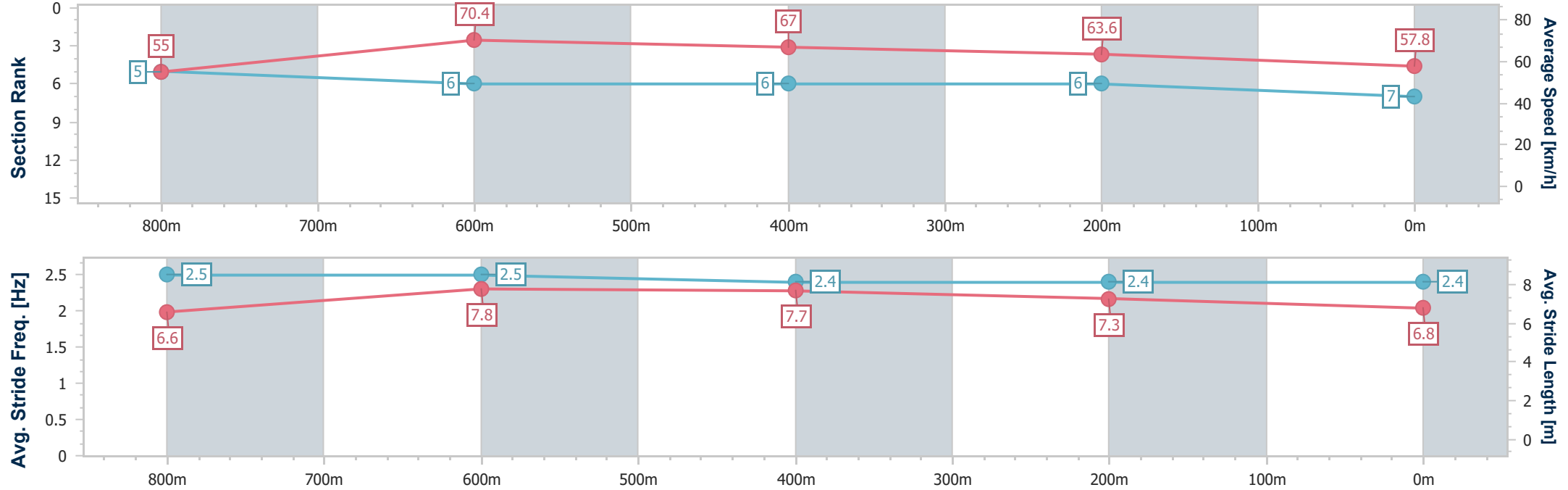
Horse/Jockey Name	Van Der Woodsen
Final Rank	7
Fastest Section Time (Section)	0:10.34 (800m)
Top Speed [km/h] (Section)	72.0 (800m)
Race State	Finished



TownsvilleProfessional
Race 3: HYGAIN QTIS Three-Year-Old Maiden Handicap - 1000m
05 October 2025 - 13:40
Track Rating: Soft 5, Weather: Fine, Rail Position: +6.0m 1000-W/Post; +3.0m Remainder.



Section	Overall	800m	600m	400m	200m								
Section Times	0:58.18 [7] (0:13.10)	0:45.08 [5] (0:10.34)	0:34.74 [6] (0:10.88)	0:23.86 [6] (0:11.38)	0:12.48 [6] (0:12.48)								
Average Speed [km/h]	55.0	70.4	67.0	63.6	57.8								
Top Speed [km/h]	70.1	72.0	69.8	65.9	61.0								
Avg. Dist. to Rail [m]	6.5	2.8	2.3	4.4	5.2								
Avg. Stride Freq. [Hz]	2.5	2.5	2.4	2.4	2.4								
Avg. Stride Length [m]	6.6	7.8	7.7	7.3	6.8								



[] Ranking at each section and finish
-.-.- No data available at this section
NA No data available



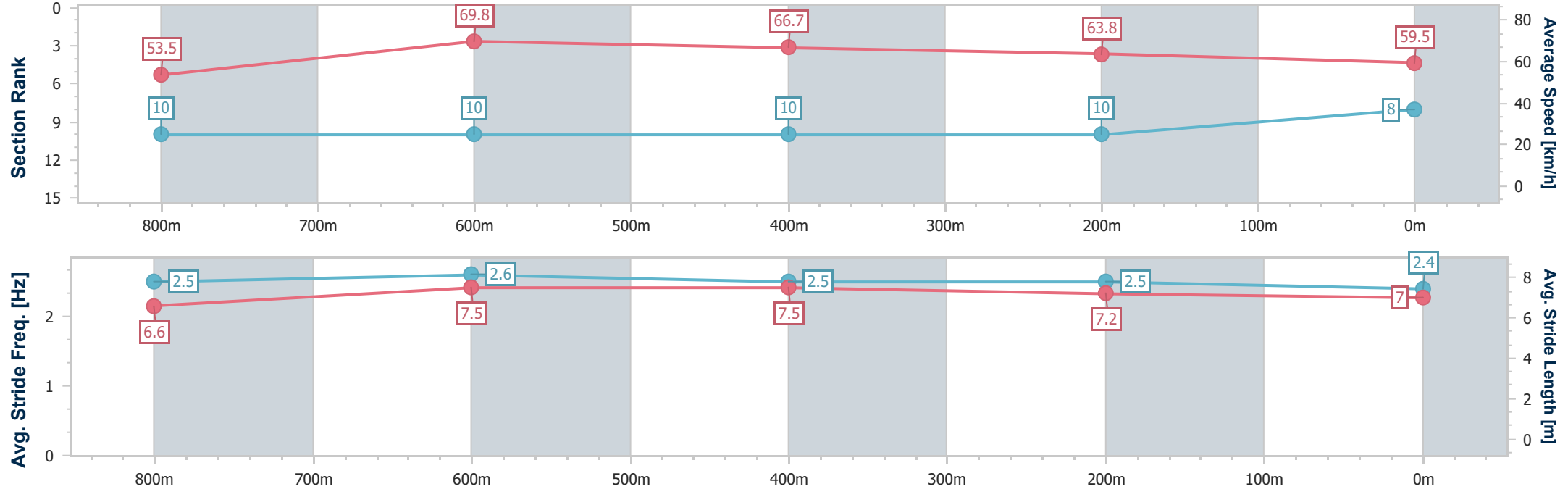
Horse/Jockey Name	Boom Bunny
Final Rank	8
Fastest Section Time (Section)	0:10.41 (800m)
Top Speed [km/h] (Section)	72.3 (800m)
Race State	Finished



TownsvilleProfessional
Race 3: HYGAIN QTIS Three-Year-Old Maiden Handicap - 1000m
05 October 2025 - 13:40
Track Rating: Soft 5, Weather: Fine, Rail Position: +6.0m 1000-W/Post; +3.0m Remainder.



Section	Overall	800m	600m	400m	200m										
Section Times	0:58.20 [8] (0:13.46)	0:44.74 [10] (0:10.41)	0:34.33 [10] (0:10.87)	0:23.46 [10] (0:11.35)	0:12.11 [10] (0:12.11)										
Average Speed [km/h]	53.5	69.8	66.7	63.8	59.5										
Top Speed [km/h]	71.2	72.3	69.2	66.8	61.5										
Avg. Dist. to Rail [m]	5.7	2.0	1.8	5.2	6.2										
Avg. Stride Freq. [Hz]	2.5	2.6	2.5	2.5	2.4										
Avg. Stride Length [m]	6.6	7.5	7.5	7.2	7.0										





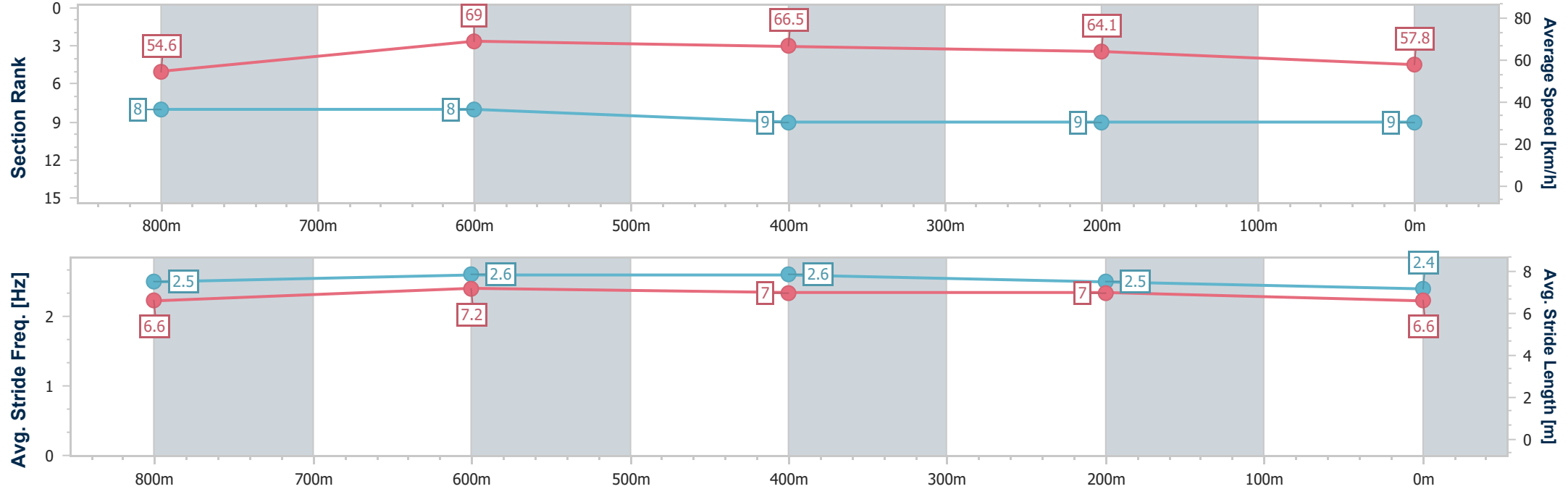
Horse/Jockey Name	Shon A Star
Final Rank	9
Fastest Section Time (Section)	0:10.49 (800m)
Top Speed [km/h] (Section)	71.3 (800m)
Race State	Finished



TownsvilleProfessional
Race 3: HYGAIN QTIS Three-Year-Old Maiden Handicap - 1000m
05 October 2025 - 13:40
Track Rating: Soft 5, Weather: Fine, Rail Position: +6.0m 1000-W/Post; +3.0m Remainder.



Section	Overall	800m	600m	400m	200m									
Section Times	0:58.34 [9] (0:13.20)	0:45.14 [8] (0:10.49)	0:34.65 [8] (0:10.88)	0:23.77 [9] (0:11.31)	0:12.46 [9] (0:12.46)									
Average Speed [km/h]	54.6	69.0	66.5	64.1	57.8									
Top Speed [km/h]	70.7	71.3	68.2	65.4	61.8									
Avg. Dist. to Rail [m]	2.5	1.8	1.2	4.0	4.9									
Avg. Stride Freq. [Hz]	2.5	2.6	2.6	2.5	2.4									
Avg. Stride Length [m]	6.6	7.2	7.0	7.0	6.6									





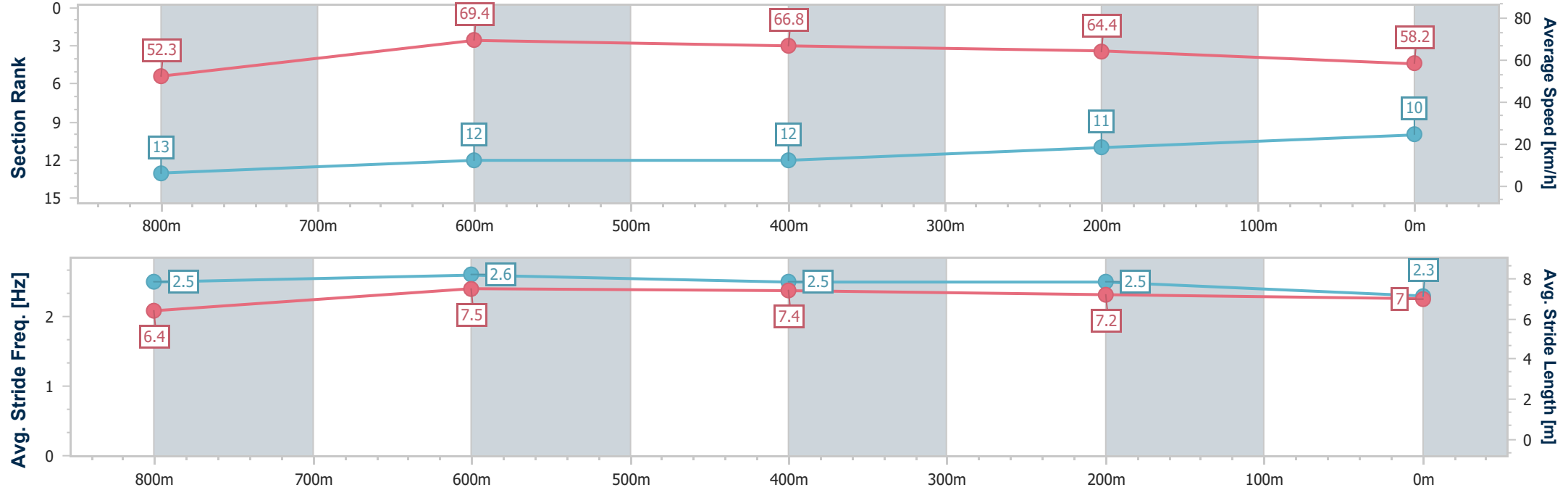
Horse/Jockey Name	Valubious
Final Rank	10
Fastest Section Time (Section)	0:10.42 (800m)
Top Speed [km/h] (Section)	71.0 (800m)
Race State	Finished



TownsvilleProfessional
Race 3: HYGAIN QTIS Three-Year-Old Maiden Handicap - 1000m
05 October 2025 - 13:40
Track Rating: Soft 5, Weather: Fine, Rail Position: +6.0m 1000-W/Post; +3.0m Remainder.



Section	Overall	800m	600m	400m	200m								
Section Times	0:58.58 [10] (0:13.78)	0:44.80 [13] (0:10.42)	0:34.38 [12] (0:10.82)	0:23.56 [12] (0:11.19)	0:12.37 [11] (0:12.37)								
Average Speed [km/h]	52.3	69.4	66.8	64.4	58.2								
Top Speed [km/h]	69.9	71.0	68.6	66.7	61.8								
Avg. Dist. to Rail [m]	5.0	1.5	0.6	1.8	3.7								
Avg. Stride Freq. [Hz]	2.5	2.6	2.5	2.5	2.3								
Avg. Stride Length [m]	6.4	7.5	7.4	7.2	7.0								



- [] Ranking at each section and finish
- .-.- No data available at this section
- NA No data available



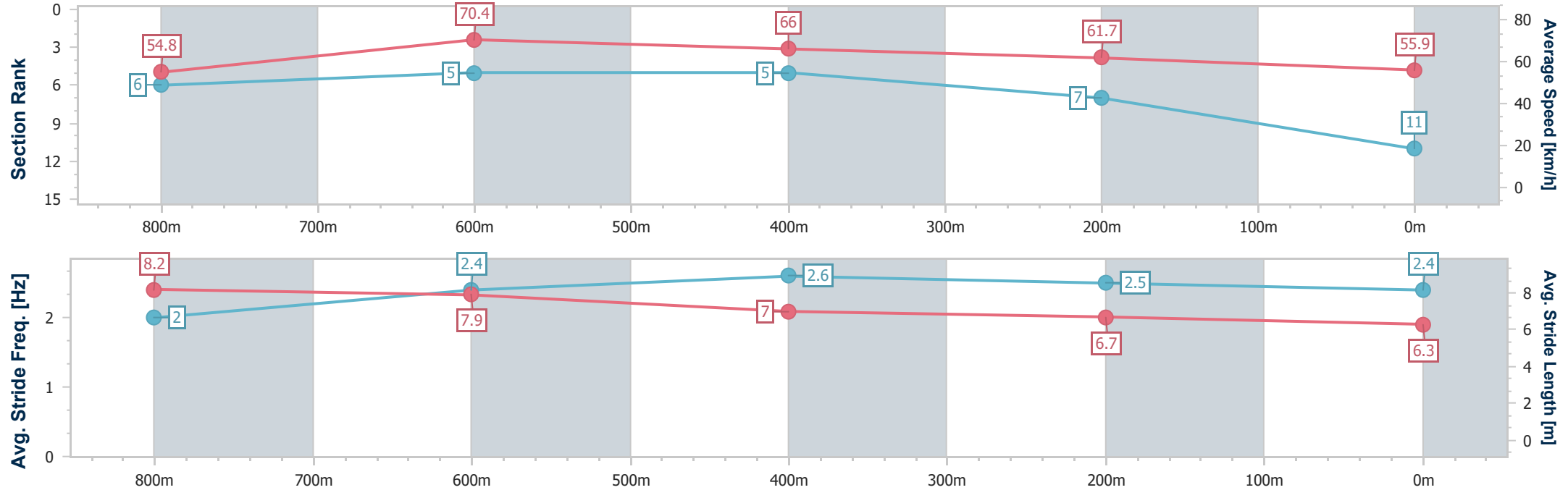
Horse/Jockey Name	I'ltellyoui'min
Final Rank	11
Fastest Section Time (Section)	0:10.24 (800m)
Top Speed [km/h] (Section)	71.7 (800m)
Race State	Finished



TownsvilleProfessional
Race 3: HYGAIN QTIS Three-Year-Old Maiden Handicap - 1000m
05 October 2025 - 13:40
Track Rating: Soft 5, Weather: Fine, Rail Position: +6.0m 1000-W/Post; +3.0m Remainder.



Section	Overall	800m	600m	400m	200m										
Section Times	0:58.67 [11] (0:13.13)	0:45.54 [6] (0:10.24)	0:35.30 [5] (0:10.83)	0:24.47 [5] (0:11.59)	0:12.88 [7] (0:12.88)										
Average Speed [km/h]	54.8	70.4	66.0	61.7	55.9										
Top Speed [km/h]	71.7	71.7	69.2	63.8	59.3										
Avg. Dist. to Rail [m]	3.8	1.1	1.8	1.4	1.2										
Avg. Stride Freq. [Hz]	2.0	2.4	2.6	2.5	2.4										
Avg. Stride Length [m]	8.2	7.9	7.0	6.7	6.3										





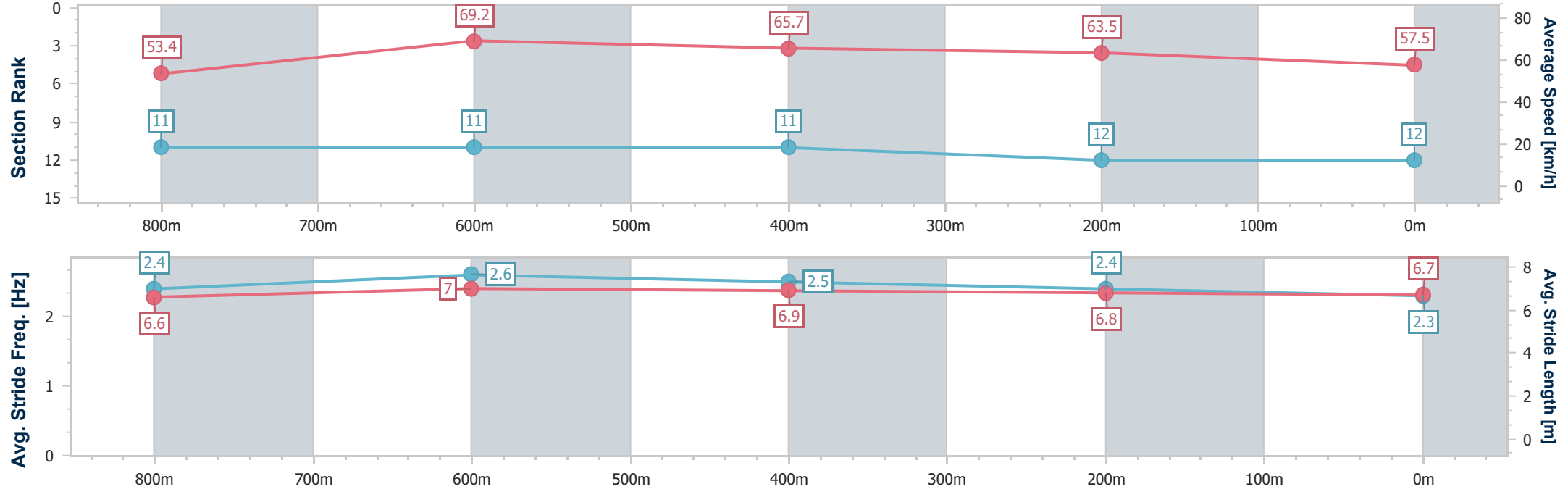
Horse/Jockey Name	Gymnosomata
Final Rank	12
Fastest Section Time (Section)	0:10.46 (800m)
Top Speed [km/h] (Section)	71.1 (800m)
Race State	Finished



TownsvilleProfessional
Race 3: HYGAIN QTIS Three-Year-Old Maiden Handicap - 1000m
05 October 2025 - 13:40
Track Rating: Soft 5, Weather: Fine, Rail Position: +6.0m 1000-W/Post; +3.0m Remainder.



Section	Overall	800m	600m	400m	200m								
Section Times	0:58.89 [12] (0:13.51)	0:45.38 [11] (0:10.46)	0:34.92 [11] (0:11.01)	0:23.91 [11] (0:11.39)	0:12.52 [12] (0:12.52)								
Average Speed [km/h]	53.4	69.2	65.7	63.5	57.5								
Top Speed [km/h]	68.7	71.1	68.7	64.8	61.3								
Avg. Dist. to Rail [m]	4.6	1.3	1.5	1.5	2.5								
Avg. Stride Freq. [Hz]	2.4	2.6	2.5	2.4	2.3								
Avg. Stride Length [m]	6.6	7.0	6.9	6.8	6.7								





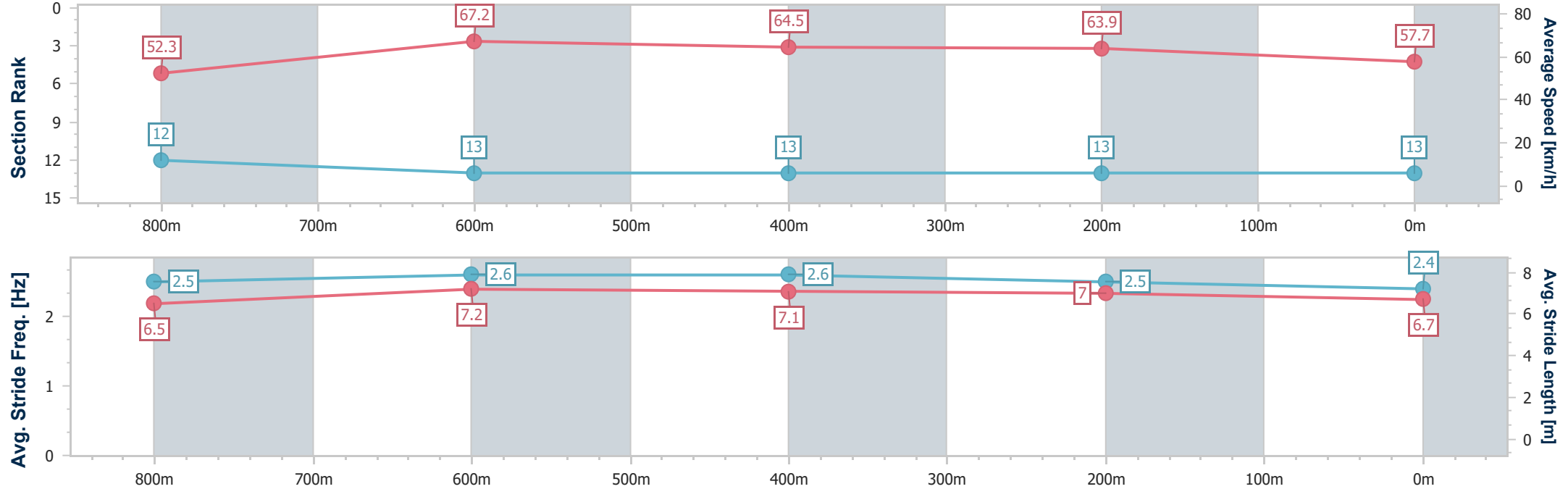
Horse/Jockey Name	Sugar Bear
Final Rank	13
Fastest Section Time (Section)	0:10.78 (800m)
Top Speed [km/h] (Section)	69.7 (800m)
Race State	Finished



TownsvilleProfessional
Race 3: HYGAIN QTIS Three-Year-Old Maiden Handicap - 1000m
05 October 2025 - 13:40
Track Rating: Soft 5, Weather: Fine, Rail Position: +6.0m 1000-W/Post; +3.0m Remainder.



Section	Overall	800m	600m	400m	200m								
Section Times	0:59.52 [13] (0:13.77)	0:45.75 [12] (0:10.78)	0:34.97 [13] (0:11.21)	0:23.76 [13] (0:11.30)	0:12.46 [13] (0:12.46)								
Average Speed [km/h]	52.3	67.2	64.5	63.9	57.7								
Top Speed [km/h]	69.1	69.7	66.6	65.2	62.7								
Avg. Dist. to Rail [m]	2.9	1.2	0.9	2.3	2.9								
Avg. Stride Freq. [Hz]	2.5	2.6	2.6	2.5	2.4								
Avg. Stride Length [m]	6.5	7.2	7.1	7.0	6.7								





TownsvilleProfessional
Race 4: THE BREAKING POINT CHALLENGE FOR THE CURE Class 2
Handicap - 1000m
05 October 2025 - 14:15



Track Rating: Good 4, Weather: Fine, Rail Position: +6.0m 1000-W/Post; +3.0m Remainder.

Section						Overall	800m	600m	400m	200m			Last 600m	
Field Times						0:56.92 (0:12.70)	0:44.22 (0:10.00)	0:34.22 (0:10.82)	0:23.40 (0:11.28)	0:12.12 (0:12.12)			0:34.22	
Rank	TAB	Horse/Jockey	Barrier	Top Speed [km/h]	Fastest Section							Margin	Distance Travelled [m]	
1	1	AGED CARE	5	73.9	0:09.90	0:56.92 [1]	0:43.86 [4]	0:33.96 [2]	0:23.39 [2]	0:12.12 [1]	0:56.92	0:33.96		
		Jason Taylor		800m	800m	(0:13.06)	(0:09.90)	(0:10.57)	(0:11.27)	(0:12.12)				
2	12	STATESWOMAN	13	73.0	0:10.11	0:57.01 [2]	0:43.87 [5]	0:33.76 [5]	0:23.18 [5]	0:12.00 [5]	0.53L	0:33.76 +3		
		Lacey Morrison		800m	800m	(0:13.14)	(0:10.11)	(0:10.58)	(0:11.18)	(0:12.00)				
3	5	MISSISSIPPI MORN	10	74.5	0:10.00	0:57.03 [3]	0:44.33 [1]	0:34.33 [1]	0:23.51 [1]	0:12.18 [2]	0.61L	0:34.33 +0		
		Gabrielle Semmens		800m	800m	(0:12.70)	(0:10.00)	(0:10.82)	(0:11.33)	(0:12.18)				
4	2	RICH AGAIN	6	73.3	0:10.02	0:57.11 [4]	0:44.11 [3]	0:34.09 [4]	0:23.38 [4]	0:12.12 [4]	1.1L	0:34.09 +1		
		Adam Sewell		800m	800m	(0:13.00)	(0:10.02)	(0:10.71)	(0:11.26)	(0:12.12)				
5	7	SINGULAR	7	74.3	0:09.99	0:57.14 [5]	0:44.15 [2]	0:34.16 [3]	0:23.52 [3]	0:12.22 [3]	1.27L	0:34.16 +4		
		Sean Cormack		800m	800m	(0:12.99)	(0:09.99)	(0:10.64)	(0:11.30)	(0:12.22)				
6	6	KEEP ON RUNNING	8	72.7	0:10.08	0:57.18 [6]	0:43.90 [7]	0:33.82 [6]	0:23.19 [6]	0:12.02 [6]	1.5L	0:33.82 +2		
		Shane McGovern		800m	800m	(0:13.28)	(0:10.08)	(0:10.63)	0:11.17)	(0:12.02)				
7	13	VAGABOND PRINCE	1	71.8	0:10.15	0:57.71 [7]	0:44.45 [6]	0:34.30 [7]	0:23.45 [8]	0:12.08 [8]	4.63L	0:34.30 +1		
		Morgan Butler		800m	800m	(0:13.26)	(0:10.15)	(0:10.85)	(0:11.37)	(0:12.08)				
8	3	SPIRIT OF MAC	9	74.3	0:10.04	0:57.91 [8]	0:44.53 [9]	0:34.49 [8]	0:23.76 [7]	0:12.48 [7]	5.82L	0:34.49 +5		
		Olivia Kendal		800m	800m	(0:13.38)	(0:10.04)	(0:10.73)	(0:11.28)	(0:12.48)				
9	14	WHITE ARENDELLE	2	72.7	0:10.14	0:58.30 [9]	0:44.96 [8]	0:34.82 [9]	0:23.86 [9]	0:12.43 [9]	8.08L	0:34.82 +3		
		Denicious Smith		800m	800m	(0:13.34)	(0:10.14)	(0:10.96)	(0:11.43)	(0:12.43)				

Scratched: Gabby's Ready (#10), Extra Free (#11), Prideofthebigfish (#9), Kathy's Rose (#4), Negation (#8)



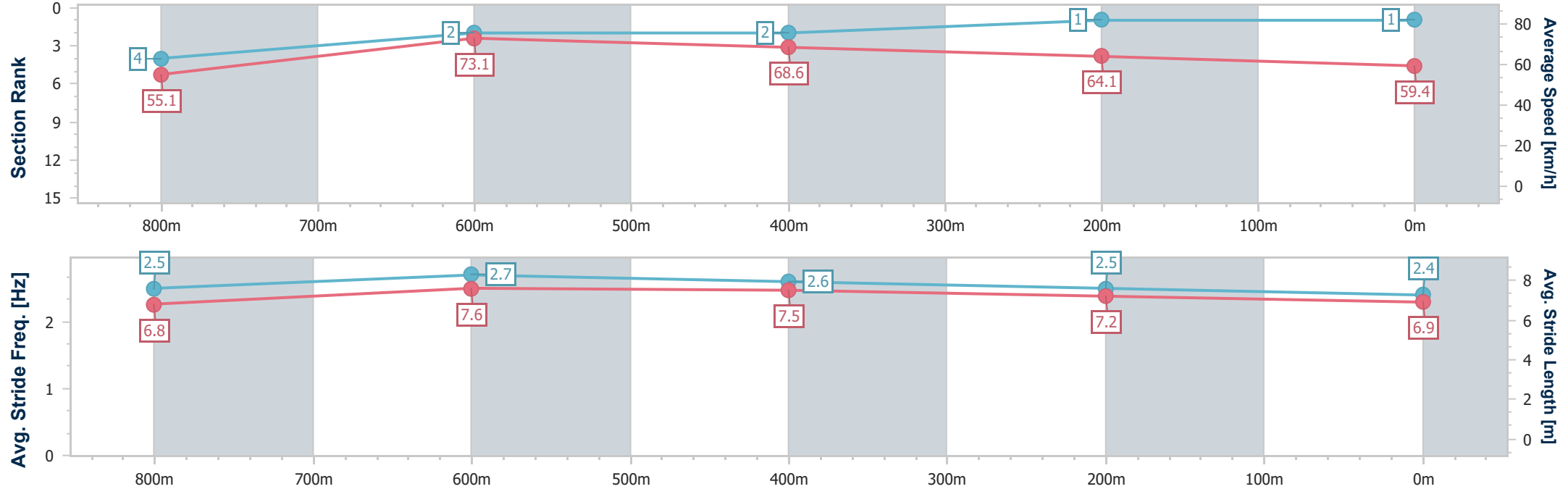
Horse/Jockey Name	Aged Care
Final Rank	1
Fastest Section Time (Section)	0:09.90 (800m)
Top Speed [km/h] (Section)	73.9 (800m)
Race State	Finished



TownsvilleProfessional
Race 4: THE BREAKING POINT CHALLENGE FOR THE CURE
Class 2 Handicap - 1000m
05 October 2025 - 14:15
Track Rating: Good 4, Weather: Fine, Rail Position: +6.0m 1000-
W/Post; +3.0m Remainder.



Section	Overall	800m	600m	400m	200m									
Section Times	0:56.92 [1] (0:13.06)	0:43.86 [4] (0:09.90)	0:33.96 [2] (0:10.57)	0:23.39 [2] (0:11.27)	0:12.12 [1] (0:12.12)									
Average Speed [km/h]	55.1	73.1	68.6	64.1	59.4									
Top Speed [km/h]	72.4	73.9	71.8	65.8	62.1									
Avg. Dist. to Rail [m]	2.7	0.9	1.8	2.0	2.1									
Avg. Stride Freq. [Hz]	2.5	2.7	2.6	2.5	2.4									
Avg. Stride Length [m]	6.8	7.6	7.5	7.2	6.9									





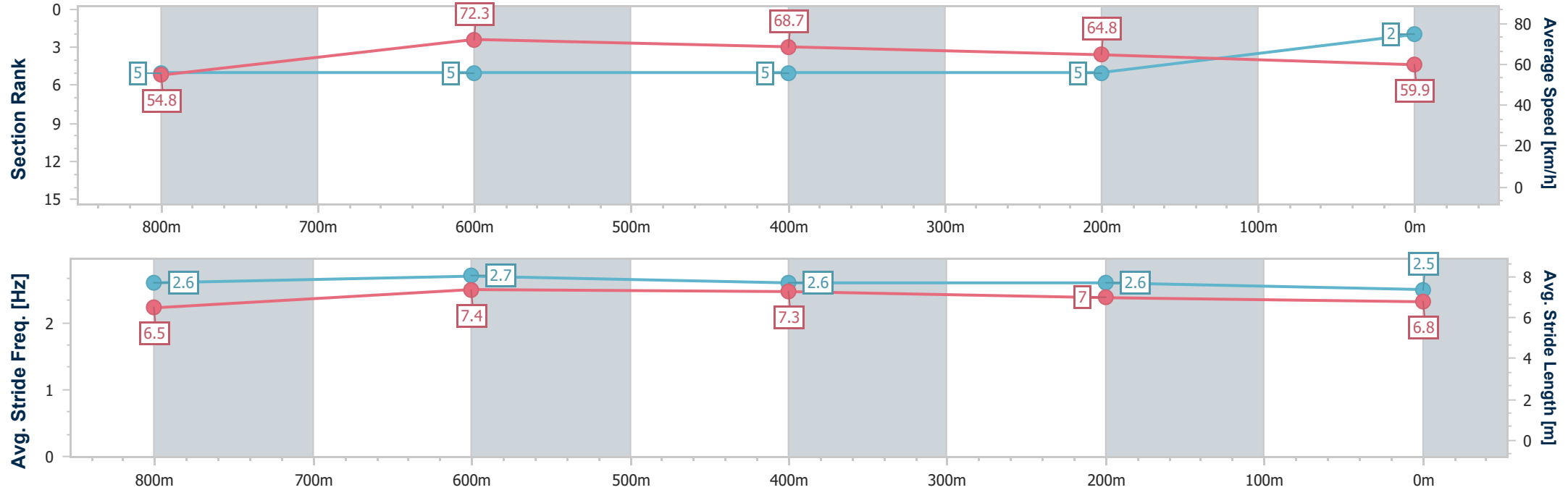
Horse/Jockey Name	Stateswoman
Final Rank	2
Fastest Section Time (Section)	0:10.11 (800m)
Top Speed [km/h] (Section)	73.0 (800m)
Race State	Finished



TownsvilleProfessional
Race 4: THE BREAKING POINT CHALLENGE FOR THE CURE
Class 2 Handicap - 1000m
05 October 2025 - 14:15
Track Rating: Good 4, Weather: Fine, Rail Position: +6.0m 1000-
W/Post; +3.0m Remainder.



Section	Overall	800m	600m	400m	200m										
Section Times	0:57.01 [2] (0:13.14)	0:43.87 [5] (0:10.11)	0:33.76 [5] (0:10.58)	0:23.18 [5] (0:11.18)	0:12.00 [5] (0:12.00)										
Average Speed [km/h]	54.8	72.3	68.7	64.8	59.9										
Top Speed [km/h]	71.9	73.0	71.5	66.6	63.3										
Avg. Dist. to Rail [m]	8.7	3.5	2.2	2.8	5.2										
Avg. Stride Freq. [Hz]	2.6	2.7	2.6	2.6	2.5										
Avg. Stride Length [m]	6.5	7.4	7.3	7.0	6.8										



- [] Ranking at each section and finish
- .-.- No data available at this section
- NA No data available



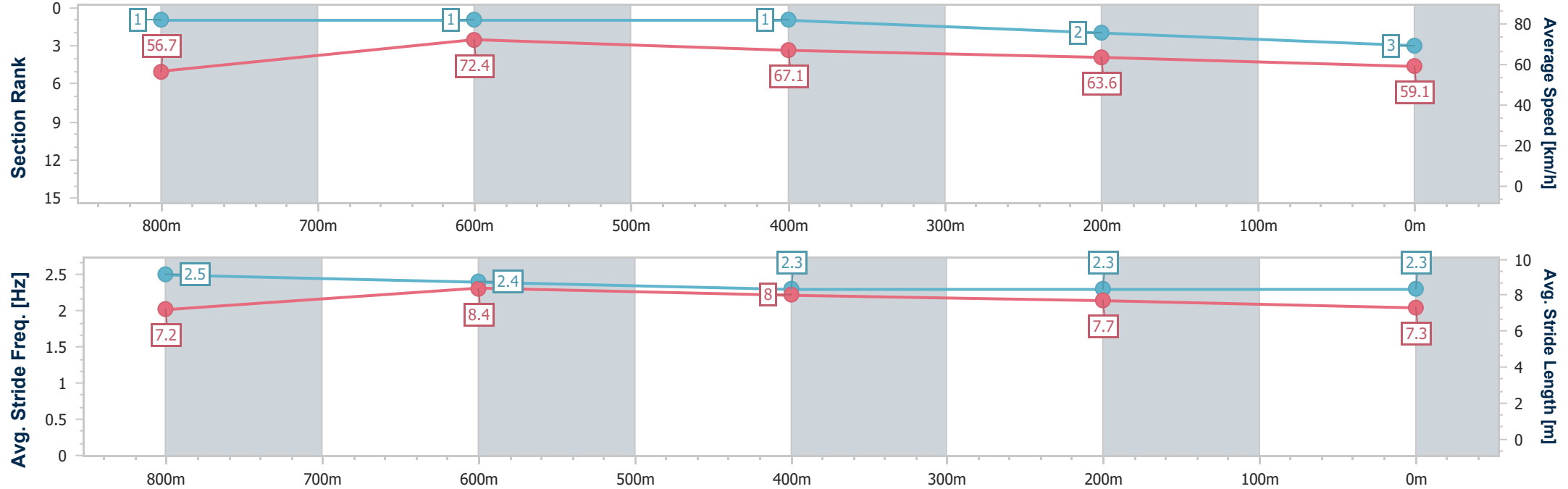
Horse/Jockey Name	Mississippi Morn
Final Rank	3
Fastest Section Time (Section)	0:10.00 (800m)
Top Speed [km/h] (Section)	74.5 (800m)
Race State	Finished



TownsvilleProfessional
Race 4: THE BREAKING POINT CHALLENGE FOR THE CURE
Class 2 Handicap - 1000m
05 October 2025 - 14:15
Track Rating: Good 4, Weather: Fine, Rail Position: +6.0m 1000-
W/Post; +3.0m Remainder.



Section	Overall	800m	600m	400m	200m										
Section Times	0:57.03 [3] (0:12.70)	0:44.33 [1] (0:10.00)	0:34.33 [1] (0:10.82)	0:23.51 [1] (0:11.33)	0:12.18 [2] (0:12.18)										
Average Speed [km/h]	56.7	72.4	67.1	63.6	59.1										
Top Speed [km/h]	74.4	74.5	70.5	64.5	62.2										
Avg. Dist. to Rail [m]	7.1	1.4	1.6	0.3	0.4										
Avg. Stride Freq. [Hz]	2.5	2.4	2.3	2.3	2.3										
Avg. Stride Length [m]	7.2	8.4	8.0	7.7	7.3										



- [] Ranking at each section and finish
- .-.- No data available at this section
- NA No data available



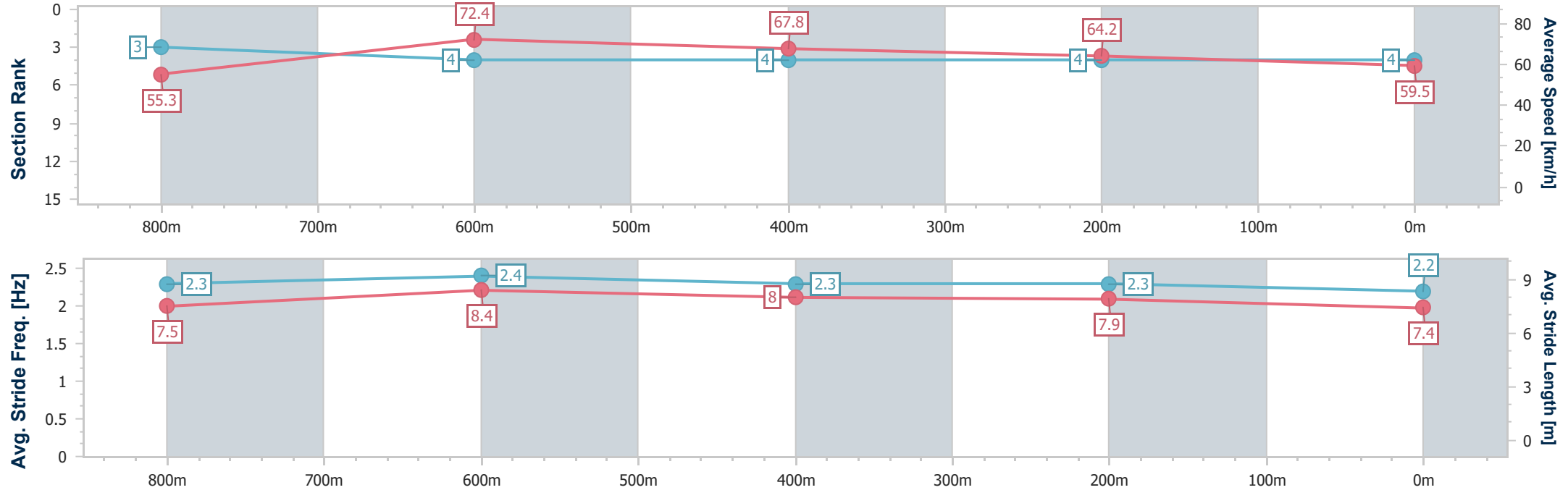
Horse/Jockey Name	Rich Again
Final Rank	4
Fastest Section Time (Section)	0:10.02 (800m)
Top Speed [km/h] (Section)	73.3 (800m)
Race State	Finished



TownsvilleProfessional
Race 4: THE BREAKING POINT CHALLENGE FOR THE CURE
Class 2 Handicap - 1000m
05 October 2025 - 14:15
Track Rating: Good 4, Weather: Fine, Rail Position: +6.0m 1000-
W/Post; +3.0m Remainder.



Section	Overall	800m	600m	400m	200m								
Section Times	0:57.11 [4] (0:13.00)	0:44.11 [3] (0:10.02)	0:34.09 [4] (0:10.71)	0:23.38 [4] (0:11.26)	0:12.12 [4] (0:12.12)								
Average Speed [km/h]	55.3	72.4	67.8	64.2	59.5								
Top Speed [km/h]	71.6	73.3	72.4	65.3	61.9								
Avg. Dist. to Rail [m]	4.1	1.8	1.8	1.9	2.6								
Avg. Stride Freq. [Hz]	2.3	2.4	2.3	2.3	2.2								
Avg. Stride Length [m]	7.5	8.4	8.0	7.9	7.4								



[] Ranking at each section and finish
-.-.- No data available at this section
NA No data available



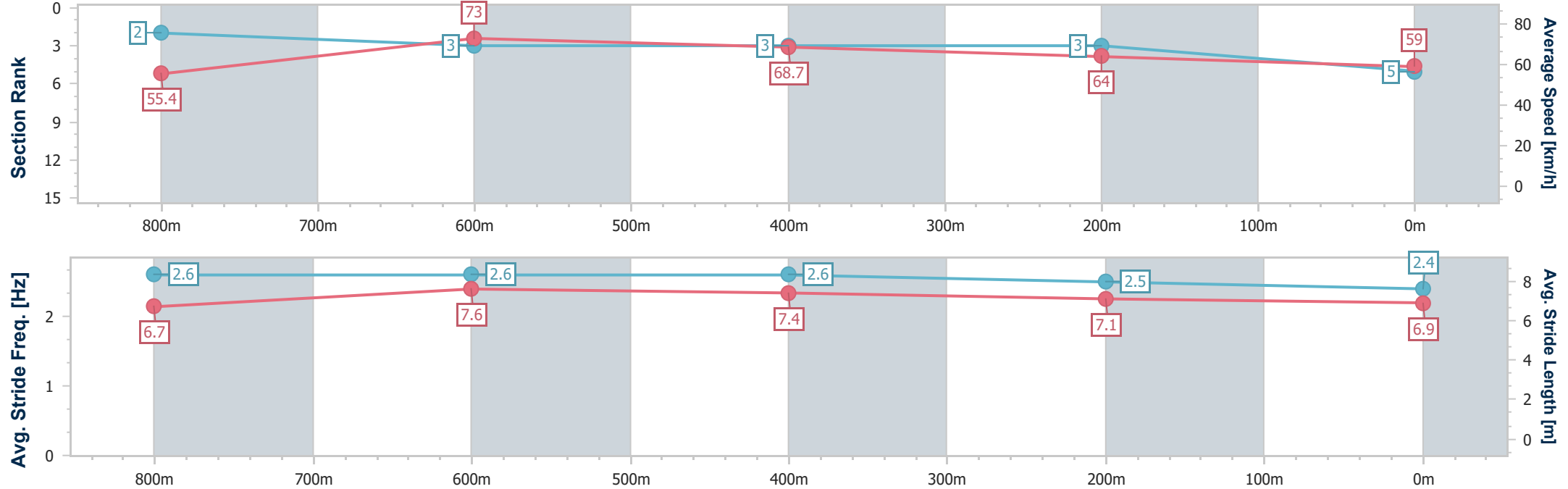
Horse/Jockey Name	Singular
Final Rank	5
Fastest Section Time (Section)	0:09.99 (800m)
Top Speed [km/h] (Section)	74.3 (800m)
Race State	Finished



TownsvilleProfessional
Race 4: THE BREAKING POINT CHALLENGE FOR THE CURE
Class 2 Handicap - 1000m
05 October 2025 - 14:15
Track Rating: Good 4, Weather: Fine, Rail Position: +6.0m 1000-
W/Post; +3.0m Remainder.



Section	Overall	800m	600m	400m	200m										
Section Times	0:57.14 [5] (0:12.99)	0:44.15 [2] (0:09.99)	0:34.16 [3] (0:10.64)	0:23.52 [3] (0:11.30)	0:12.22 [3] (0:12.22)										
Average Speed [km/h]	55.4	73.0	68.7	64.0	59.0										
Top Speed [km/h]	73.3	74.3	71.1	64.8	62.9										
Avg. Dist. to Rail [m]	5.2	3.3	3.3	3.1	3.9										
Avg. Stride Freq. [Hz]	2.6	2.6	2.6	2.5	2.4										
Avg. Stride Length [m]	6.7	7.6	7.4	7.1	6.9										



[] Ranking at each section and finish
-.-.- No data available at this section
NA No data available



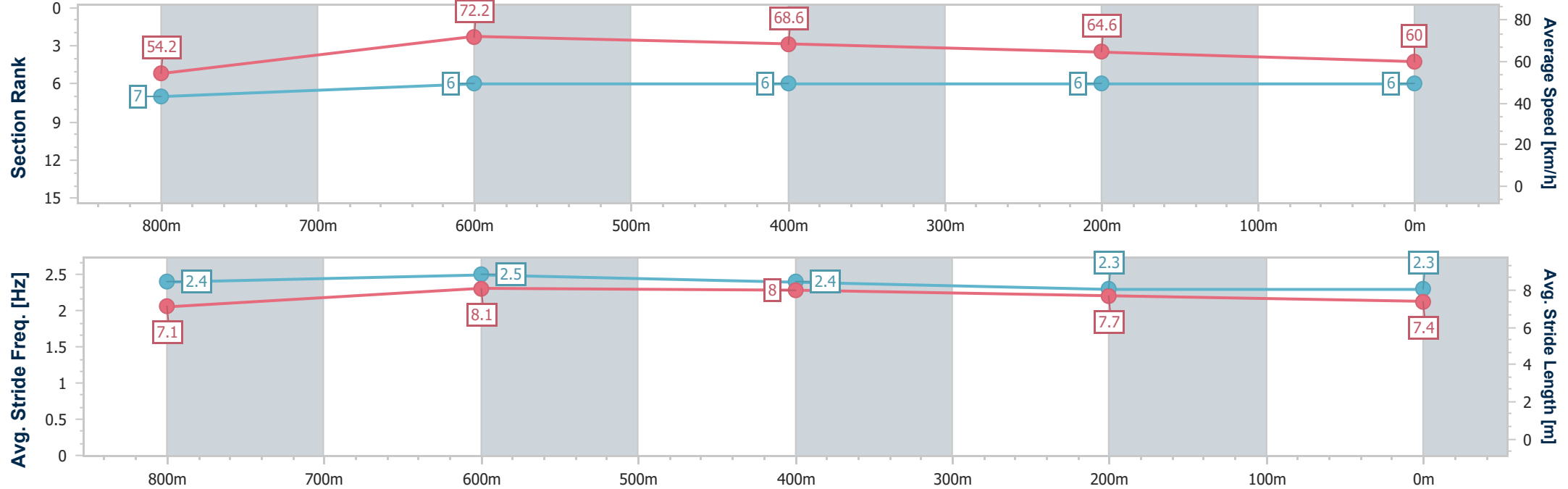
Horse/Jockey Name	Keep On Running
Final Rank	6
Fastest Section Time (Section)	0:10.08 (800m)
Top Speed [km/h] (Section)	72.7 (800m)
Race State	Finished



TownsvilleProfessional
Race 4: THE BREAKING POINT CHALLENGE FOR THE CURE
Class 2 Handicap - 1000m
05 October 2025 - 14:15
Track Rating: Good 4, Weather: Fine, Rail Position: +6.0m 1000-
W/Post; +3.0m Remainder.



Section	Overall	800m	600m	400m	200m									
Section Times	0:57.18 [6] (0:13.28)	0:43.90 [7] (0:10.08)	0:33.82 [6] (0:10.63)	0:23.19 [6] (0:11.17)	0:12.02 [6] (0:12.02)									
Average Speed [km/h]	54.2	72.2	68.6	64.6	60.0									
Top Speed [km/h]	72.4	72.7	70.9	66.4	62.5									
Avg. Dist. to Rail [m]	6.5	2.8	2.7	2.7	6.1									
Avg. Stride Freq. [Hz]	2.4	2.5	2.4	2.3	2.3									
Avg. Stride Length [m]	7.1	8.1	8.0	7.7	7.4									



- [] Ranking at each section and finish
- .-.- No data available at this section
- NA No data available



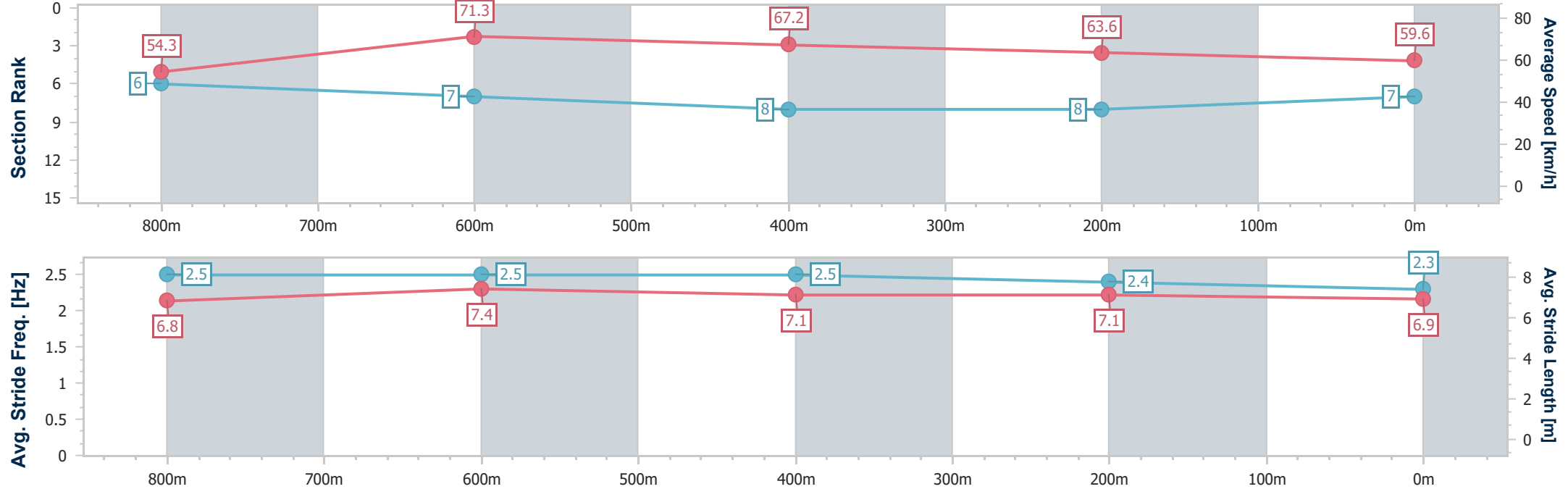
Horse/Jockey Name	Vagabond Prince
Final Rank	7
Fastest Section Time (Section)	0:10.15 (800m)
Top Speed [km/h] (Section)	71.8 (800m)
Race State	Finished



TownsvilleProfessional
Race 4: THE BREAKING POINT CHALLENGE FOR THE CURE
Class 2 Handicap - 1000m
05 October 2025 - 14:15
Track Rating: Good 4, Weather: Fine, Rail Position: +6.0m 1000-
W/Post; +3.0m Remainder.



Section	Overall	800m	600m	400m	200m										
Section Times	0:57.71 [7] (0:13.26)	0:44.45 [6] (0:10.15)	0:34.30 [7] (0:10.85)	0:23.45 [8] (0:11.37)	0:12.08 [8] (0:12.08)										
Average Speed [km/h]	54.3	71.3	67.2	63.6	59.6										
Top Speed [km/h]	70.6	71.8	69.0	65.2	61.5										
Avg. Dist. to Rail [m]	1.8	1.6	2.3	3.8	4.8										
Avg. Stride Freq. [Hz]	2.5	2.5	2.5	2.4	2.3										
Avg. Stride Length [m]	6.8	7.4	7.1	7.1	6.9										





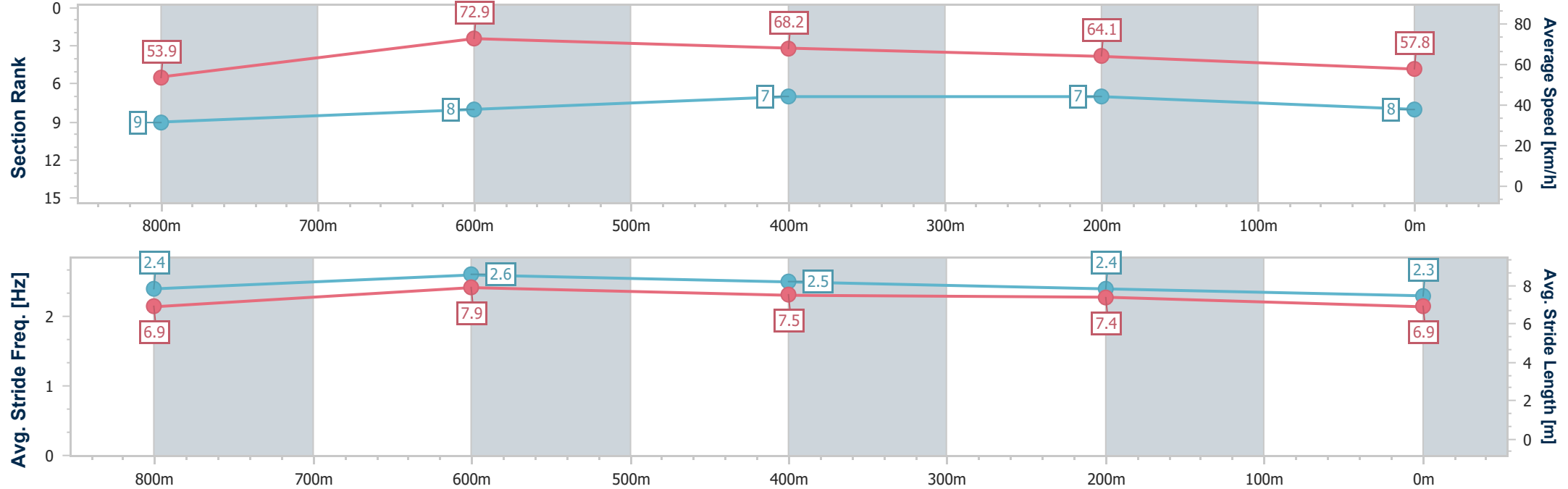
Horse/Jockey Name	Spirit Of Mac
Final Rank	8
Fastest Section Time (Section)	0:10.04 (800m)
Top Speed [km/h] (Section)	74.3 (800m)
Race State	Finished



TownsvilleProfessional
Race 4: THE BREAKING POINT CHALLENGE FOR THE CURE
Class 2 Handicap - 1000m
05 October 2025 - 14:15
Track Rating: Good 4, Weather: Fine, Rail Position: +6.0m 1000-
W/Post; +3.0m Remainder.



Section	Overall	800m	600m	400m	200m										
Section Times	0:57.91 [8] (0:13.38)	0:44.53 [9] (0:10.04)	0:34.49 [8] (0:10.73)	0:23.76 [7] (0:11.28)	0:12.48 [7] (0:12.48)										
Average Speed [km/h]	53.9	72.9	68.2	64.1	57.8										
Top Speed [km/h]	71.6	74.3	70.4	66.5	61.7										
Avg. Dist. to Rail [m]	7.5	4.6	3.5	3.9	6.4										
Avg. Stride Freq. [Hz]	2.4	2.6	2.5	2.4	2.3										
Avg. Stride Length [m]	6.9	7.9	7.5	7.4	6.9										





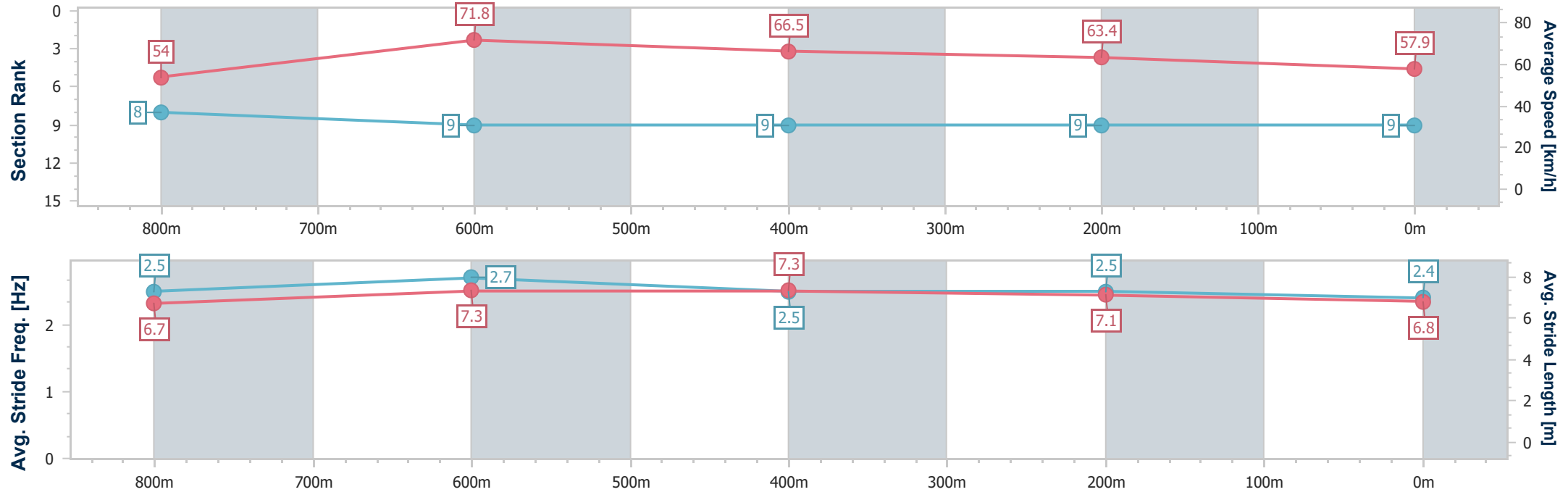
Horse/Jockey Name	White Arendelle
Final Rank	9
Fastest Section Time (Section)	0:10.14 (800m)
Top Speed [km/h] (Section)	72.7 (800m)
Race State	Finished



TownsvilleProfessional
Race 4: THE BREAKING POINT CHALLENGE FOR THE CURE
Class 2 Handicap - 1000m
05 October 2025 - 14:15
Track Rating: Good 4, Weather: Fine, Rail Position: +6.0m 1000-
W/Post; +3.0m Remainder.



Section	Overall	800m	600m	400m	200m								
Section Times	0:58.30 [9] (0:13.34)	0:44.96 [8] (0:10.14)	0:34.82 [9] (0:10.96)	0:23.86 [9] (0:11.43)	0:12.43 [9] (0:12.43)								
Average Speed [km/h]	54.0	71.8	66.5	63.4	57.9								
Top Speed [km/h]	71.1	72.7	70.9	64.6	61.8								
Avg. Dist. to Rail [m]	3.2	2.6	2.6	4.5	4.7								
Avg. Stride Freq. [Hz]	2.5	2.7	2.5	2.5	2.4								
Avg. Stride Length [m]	6.7	7.3	7.3	7.1	6.8								





Townsville Professional

Race 5: VALE DOUG BRUCE Class 6 Handicap - 1400m

05 October 2025 - 14:51



Track Rating: Good 4, Weather: Fine, Rail Position: +6.0m 1000-W/Post; +3.0m Remainder.

Section						Overall	1200m	1000m	800m	600m	400m	Last 600m	
Field Times						1:22.86 (0:14.24)	1:08.62 (0:10.84)	0:57.78 (0:10.85)	0:46.93 (0:11.04)	0:35.89 (0:11.63)	0:24.26 (0:11.78)	0:35.89	
Rank	TAB	Horse/Jockey	Barrier	Top Speed [km/h]	Fastest Section								Distance Travelled [m]
1	5	BURRANEER BUOY	5	67.6	0:10.75	1:22.86 [1]	1:08.03 [7]	0:57.28 [6]	0:46.21 [6]	0:35.33 [6]	0:24.08 [5]	0:35.33	
		Ivo Fry		1200m	1200m	(0:14.83)	(0:10.75)	(0:11.07)	(0:10.88)	(0:11.25)	(0:11.60)		
2	2	MOEGREEN	6	69.0	0:10.67	1:22.92 [2]	1:07.86 [8]	0:57.19 [8]	0:46.21 [7]	0:35.47 [5]	0:24.21 [4]	0:35.47	+4
		Sean Cormack		800m	1200m	(0:15.06)	(0:10.67)	(0:10.98)	(0:10.74)	(0:11.26)	(0:11.70)		
3	1	ACCLIMATISE	4	68.3	0:10.57	1:23.18 [3]	1:08.57 [4]	0:58.00 [2]	0:47.14 [2]	0:36.21 [1]	0:24.58 [1]	0:36.21	+0
		Gabrielle Semmens		1200m	1200m	(0:14.61)	(0:10.57)	(0:10.86)	(0:10.93)	(0:11.63)	(0:11.90)		
4	4	BRAVE AGENDA	2	66.3	0:10.91	1:23.54 [4]	1:09.15 [2]	0:58.24 [4]	0:47.30 [3]	0:36.20 [4]	0:24.60 [6]	0:36.20	-6
		Adam Sewell		1200m	1200m	(0:14.39)	(0:10.91)	(0:10.94)	(0:11.10)	(0:11.60)	(0:11.79)		
5	9	PRINCE AKEEM	10	67.2	0:10.85	1:23.81 [5]	1:09.40 [3]	0:58.55 [3]	0:47.47 [4]	0:36.48 [3]	0:25.11 [3]	0:36.48	+0
		Lacey Morrison		Overall	1200m	(0:14.41)	(0:10.85)	(0:11.08)	(0:10.99)	(0:11.37)	(0:11.96)		
6	11	RUGGED ROY	1	67.1	0:10.86	1:24.36 [6]	1:09.58 [6]	0:58.72 [7]	0:47.62 [8]	0:36.71 [7]	0:25.31 [7]	0:36.71	-7
		Denicious Smith		Overall	1200m	(0:14.78)	(0:10.86)	(0:11.10)	(0:10.91)	(0:11.40)	(0:11.87)		
7	8	ROOM FOR SQUARES	11	67.9	0:10.84	1:24.65 [7]	1:10.41 [1]	0:59.57 [1]	0:48.72 [1]	0:37.57 [2]	0:25.96 [2]	0:37.57	-4
		Jason Babarovich		Overall	1200m	(0:14.24)	(0:10.84)	(0:10.85)	(0:11.15)	(0:11.61)	(0:12.10)		
8	7	CITY PLAYBOY	7	67.6	0:10.80	1:24.84 [8]	1:10.18 [5]	0:59.38 [5]	0:48.25 [5]	0:37.12 [8]	0:25.55 [8]	0:37.12	+0
		Shane McGovern		1200m	1200m	(0:14.66)	(0:10.80)	(0:11.13)	(0:11.13)	(0:11.57)	(0:12.11)		

Scratched: Candlelit (#6), Goodnight Romeo (#10), Hyde Park (#3)



Townsville Professional

Race 5: VALE DOUG BRUCE Class 6 Handicap - 1400m

05 October 2025 - 14:51



Track Rating: Good 4, Weather: Fine, Rail Position: +6.0m 1000-W/Post; +3.0m Remainder.

Section Field Times				200m 0:12.48 (0:12.48)				Last 600m 0:35.89	
Rank	TAB	Horse/Jockey	Barrier	Top Speed [km/h]	Fastest Section	Margin		Distance Travelled [m]	
1	5	BURRANEER BUOY	5	67.6	0:10.75	0:12.48 [1]	1:22.86	0:35.33	
		Ivo Fry		1200m	1200m	(0:12.48)			
2	2	MOEGREEN	6	69.0	0:10.67	0:12.51 [2]	0.33L	0:35.47	+4
		Sean Cormack		800m	1200m	(0:12.51)			
3	1	ACCLIMATISE	4	68.3	0:10.57	0:12.68 [3]	1.88L	0:36.21	+0
		Gabrielle Semmens		1200m	1200m	(0:12.68)			
4	4	BRAVE AGENDA	2	66.3	0:10.91	0:12.81 [5]	4.01L	0:36.20	-6
		Adam Sewell		1200m	1200m	(0:12.81)			
5	9	PRINCE AKEEM	10	67.2	0:10.85	0:13.15 [4]	5.58L	0:36.48	+0
		Lacey Morrison		Overall	1200m	(0:13.15)			
6	11	RUGGED ROY	1	67.1	0:10.86	0:13.44 [7]	8.85L	0:36.71	-7
		Denicious Smith		Overall	1200m	(0:13.44)			
7	8	ROOM FOR SQUARES	11	67.9	0:10.84	0:13.86 [6]	10.54L	0:37.57	-4
		Jason Babarovich		Overall	1200m	(0:13.86)			
8	7	CITY PLAYBOY	7	67.6	0:10.80	0:13.44 [8]	11.62L	0:37.12	+0
		Shane McGovern		1200m	1200m	(0:13.44)			

Scratched: Candlelit (#6), Goodnight Romeo (#10), Hyde Park (#3)



Horse/Jockey Name	Burraneer Buoy
Final Rank	1
Fastest Section Time (Section)	0:10.75 (1200m)
Top Speed [km/h] (Section)	67.6 (1200m)
Race State	Finished



TownsvilleProfessional

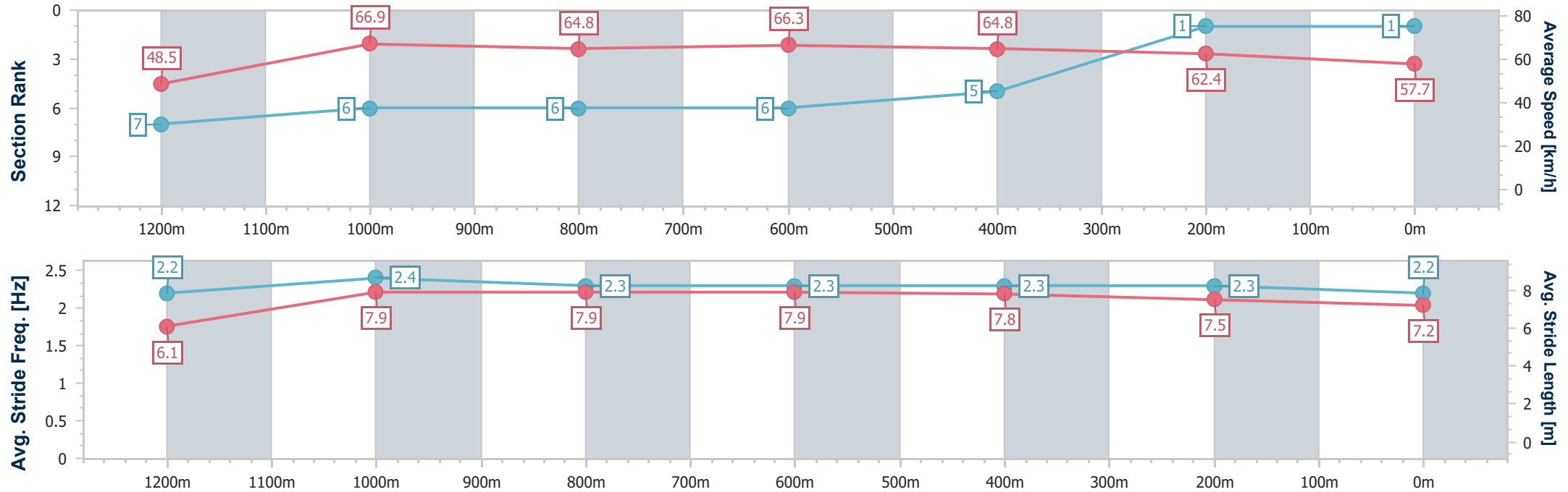
Race 5: VALE DOUG BRUCE Class 6 Handicap - 1400m

05 October 2025 - 14:51

Track Rating: Good 4, Weather: Fine, Rail Position: +6.0m 1000-
W/Post; +3.0m Remainder.



Section	Overall	1200m	1000m	800m	600m	400m	200m						
Section Times	1:22.86 [1] (0:14.83)	1:08.03 [7] (0:10.75)	0:57.28 [6] (0:11.07)	0:46.21 [6] (0:10.88)	0:35.33 [6] (0:11.25)	0:24.08 [5] (0:11.60)	0:12.48 [1] (0:12.48)						
Average Speed [km/h]	48.5	66.9	64.8	66.3	64.8	62.4	57.7						
Top Speed [km/h]	66.8	67.6	66.0	67.3	66.1	63.3	60.7						
Avg. Dist. to Rail [m]	6.4	1.0	1.0	0.8	2.4	4.4	5.7						
Avg. Stride Freq. [Hz]	2.2	2.4	2.3	2.3	2.3	2.3	2.2						
Avg. Stride Length [m]	6.1	7.9	7.9	7.9	7.8	7.5	7.2						





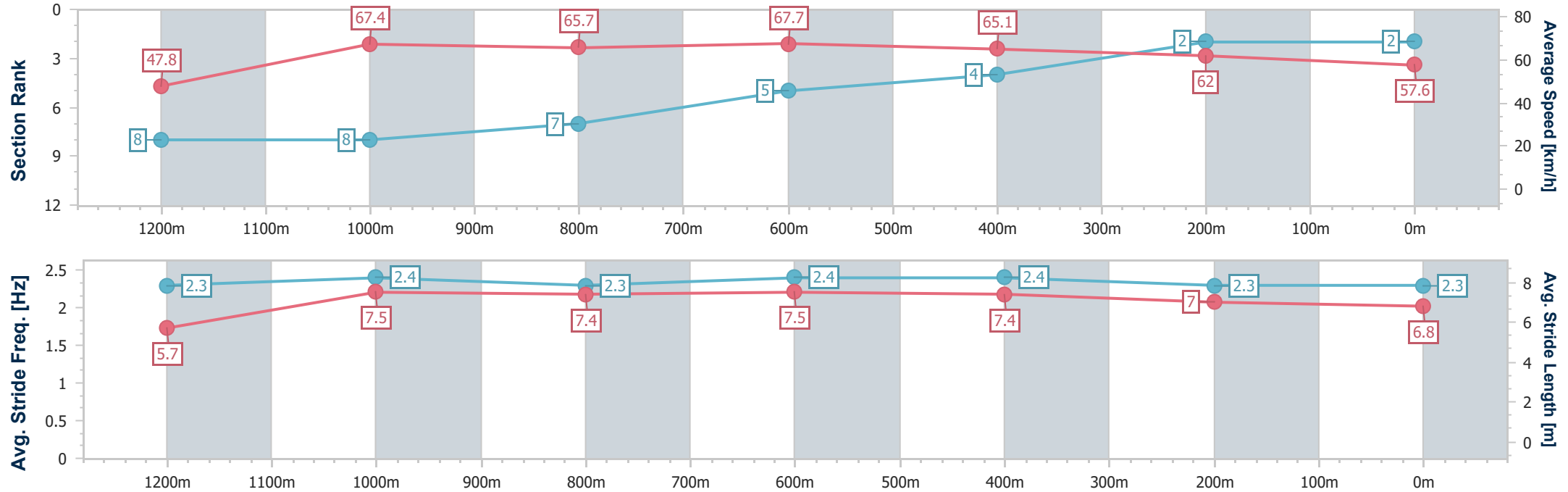
Horse/Jockey Name	Moegreen
Final Rank	2
Fastest Section Time (Section)	0:10.67 (1200m)
Top Speed [km/h] (Section)	69.0 (800m)
Race State	Finished



TownsvilleProfessional
Race 5: VALE DOUG BRUCE Class 6 Handicap - 1400m
05 October 2025 - 14:51
Track Rating: Good 4, Weather: Fine, Rail Position: +6.0m 1000-
W/Post; +3.0m Remainder.



Section	Overall	1200m	1000m	800m	600m	400m	200m						
Section Times	1:22.92 [2] (0:15.06)	1:07.86 [8] (0:10.67)	0:57.19 [8] (0:10.98)	0:46.21 [7] (0:10.74)	0:35.47 [5] (0:11.26)	0:24.21 [4] (0:11.70)	0:12.51 [2] (0:12.51)						
Average Speed [km/h]	47.8	67.4	65.7	67.7	65.1	62.0	57.6						
Top Speed [km/h]	66.9	68.4	66.3	69.0	66.9	63.1	60.5						
Avg. Dist. to Rail [m]	7.3	1.3	1.3	2.4	3.4	5.6	6.9						
Avg. Stride Freq. [Hz]	2.3	2.4	2.3	2.4	2.4	2.3	2.3						
Avg. Stride Length [m]	5.7	7.5	7.4	7.5	7.4	7.0	6.8						





Horse/Jockey Name	Acclimatise
Final Rank	3
Fastest Section Time (Section)	0:10.57 (1200m)
Top Speed [km/h] (Section)	68.3 (1200m)
Race State	Finished

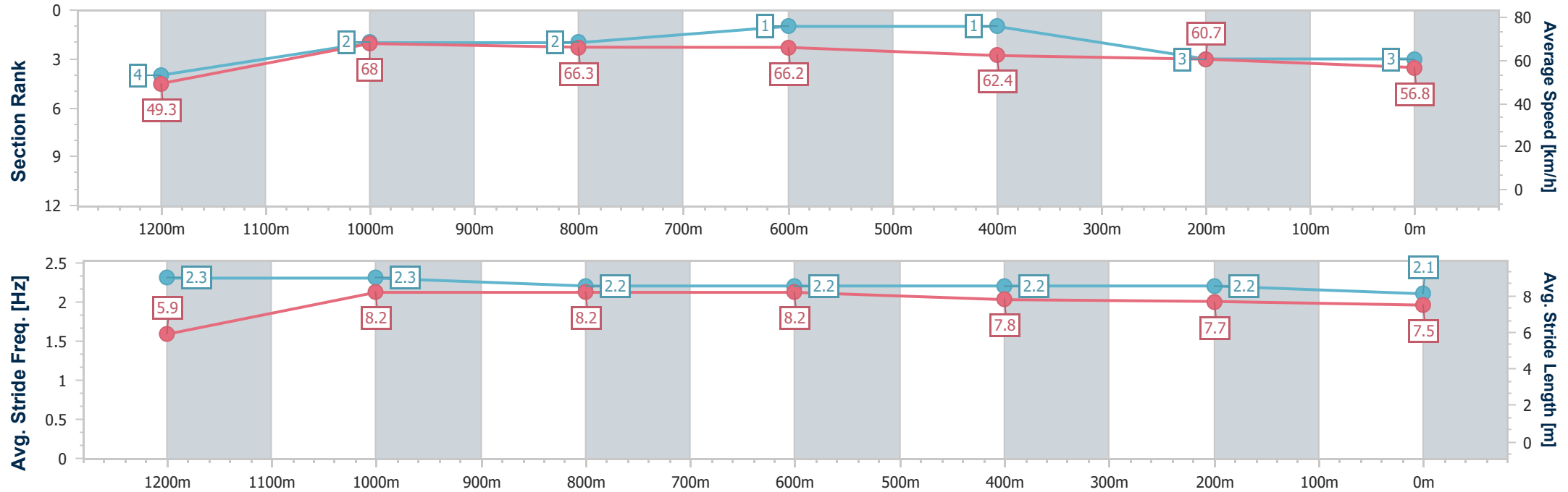


TownsvilleProfessional
Race 5: VALE DOUG BRUCE Class 6 Handicap - 1400m

05 October 2025 - 14:51
Track Rating: Good 4, Weather: Fine, Rail Position: +6.0m 1000-
W/Post; +3.0m Remainder.



Section	Overall	1200m	1000m	800m	600m	400m	200m						
Section Times	1:23.18 [3] (0:14.61)	1:08.57 [4] (0:10.57)	0:58.00 [2] (0:10.86)	0:47.14 [2] (0:10.93)	0:36.21 [1] (0:11.63)	0:24.58 [1] (0:11.90)	0:12.68 [3] (0:12.68)						
Average Speed [km/h]	49.3	68.0	66.3	66.2	62.4	60.7	56.8						
Top Speed [km/h]	67.2	68.3	67.5	66.6	65.2	61.3	59.7						
Avg. Dist. to Rail [m]	5.9	1.2	1.1	1.2	2.0	2.4	3.3						
Avg. Stride Freq. [Hz]	2.3	2.3	2.2	2.2	2.2	2.2	2.1						
Avg. Stride Length [m]	5.9	8.2	8.2	8.2	7.8	7.7	7.5						



- [] Ranking at each section and finish
- .-.- No data available at this section
- NA No data available



Horse/Jockey Name	Brave Agenda
Final Rank	4
Fastest Section Time (Section)	0:10.91 (1200m)
Top Speed [km/h] (Section)	66.3 (1200m)
Race State	Finished



TownsvilleProfessional

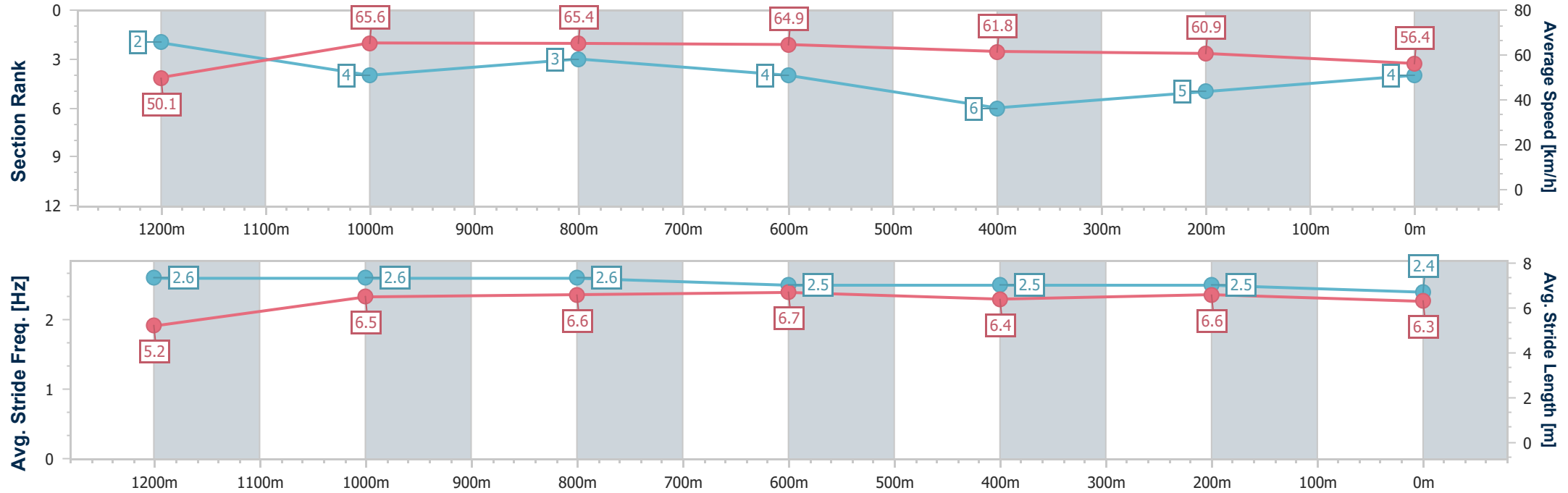
Race 5: VALE DOUG BRUCE Class 6 Handicap - 1400m

05 October 2025 - 14:51

Track Rating: Good 4, Weather: Fine, Rail Position: +6.0m 1000-
W/Post; +3.0m Remainder.



Section	Overall	1200m	1000m	800m	600m	400m	200m						
Section Times	1:23.54 [4] (0:14.39)	1:09.15 [2] (0:10.91)	0:58.24 [4] (0:10.94)	0:47.30 [3] (0:11.10)	0:36.20 [4] (0:11.60)	0:24.60 [6] (0:11.79)	0:12.81 [5] (0:12.81)						
Average Speed [km/h]	50.1	65.6	65.4	64.9	61.8	60.9	56.4						
Top Speed [km/h]	66.3	66.3	66.0	65.4	63.5	62.0	60.3						
Avg. Dist. to Rail [m]	3.5	2.4	1.6	0.4	0.7	0.9	0.4						
Avg. Stride Freq. [Hz]	2.6	2.6	2.6	2.5	2.5	2.5	2.4						
Avg. Stride Length [m]	5.2	6.5	6.6	6.7	6.4	6.6	6.3						





Horse/Jockey Name	Prince Akeem
Final Rank	5
Fastest Section Time (Section)	0:10.85 (1200m)
Top Speed [km/h] (Section)	67.2 (Overall)
Race State	Finished



TownsvilleProfessional

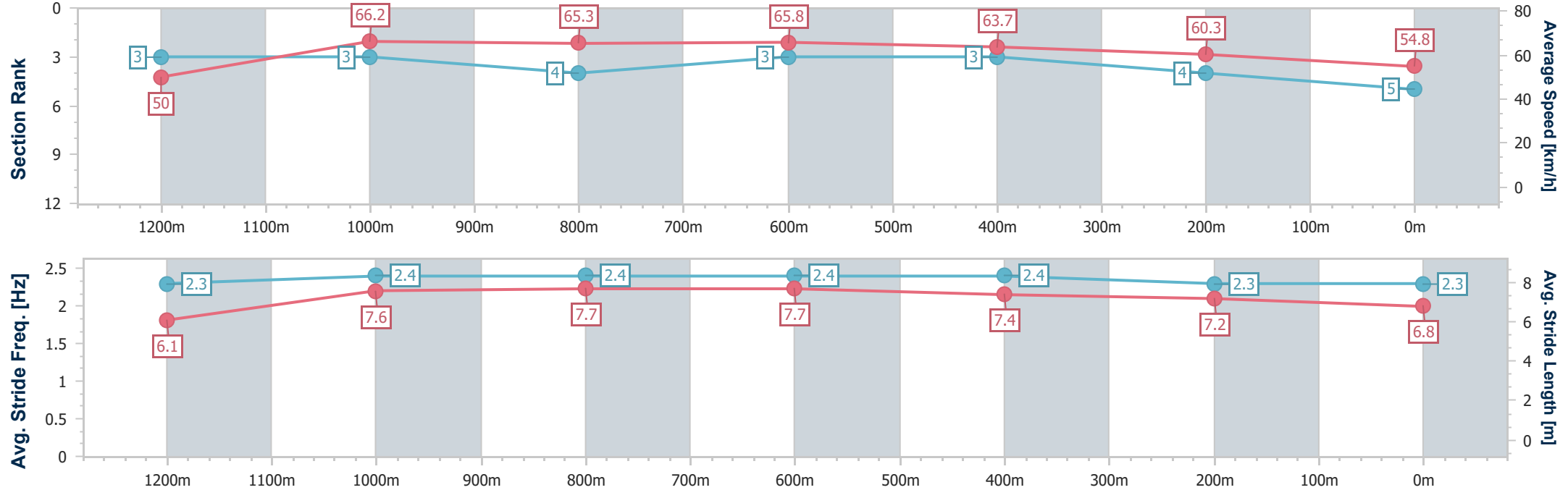
Race 5: VALE DOUG BRUCE Class 6 Handicap - 1400m

05 October 2025 - 14:51

Track Rating: Good 4, Weather: Fine, Rail Position: +6.0m 1000-
W/Post; +3.0m Remainder.



Section	Overall	1200m	1000m	800m	600m	400m	200m						
Section Times	1:23.81 [5] (0:14.41)	1:09.40 [3] (0:10.85)	0:58.55 [3] (0:11.08)	0:47.47 [4] (0:10.99)	0:36.48 [3] (0:11.37)	0:25.11 [3] (0:11.96)	0:13.15 [4] (0:13.15)						
Average Speed [km/h]	50.0	66.2	65.3	65.8	63.7	60.3	54.8						
Top Speed [km/h]	67.2	67.1	66.3	66.3	65.3	61.5	58.5						
Avg. Dist. to Rail [m]	8.3	1.0	1.5	1.3	1.2	2.7	4.1						
Avg. Stride Freq. [Hz]	2.3	2.4	2.4	2.4	2.4	2.3	2.3						
Avg. Stride Length [m]	6.1	7.6	7.7	7.7	7.4	7.2	6.8						





Horse/Jockey Name	Rugged Roy
Final Rank	6
Fastest Section Time (Section)	0:10.86 (1200m)
Top Speed [km/h] (Section)	67.1 (Overall)
Race State	Finished

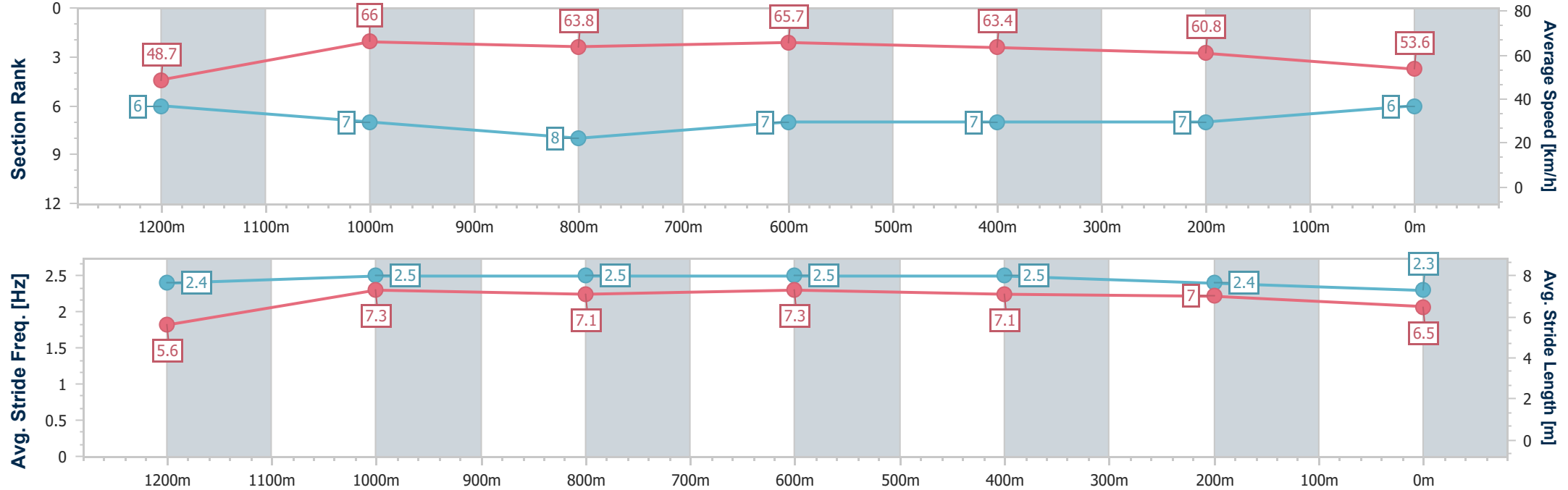


TownsvilleProfessional
Race 5: VALE DOUG BRUCE Class 6 Handicap - 1400m

05 October 2025 - 14:51
Track Rating: Good 4, Weather: Fine, Rail Position: +6.0m 1000-
W/Post; +3.0m Remainder.



Section	Overall	1200m	1000m	800m	600m	400m	200m						
Section Times	1:24.36 [6] (0:14.78)	1:09.58 [6] (0:10.86)	0:58.72 [7] (0:11.10)	0:47.62 [8] (0:10.91)	0:36.71 [7] (0:11.40)	0:25.31 [7] (0:11.87)	0:13.44 [7] (0:13.44)						
Average Speed [km/h]	48.7	66.0	63.8	65.7	63.4	60.8	53.6						
Top Speed [km/h]	67.1	66.5	65.0	66.2	64.0	62.7	58.4						
Avg. Dist. to Rail [m]	3.6	2.9	3.0	1.2	0.9	2.3	4.1						
Avg. Stride Freq. [Hz]	2.4	2.5	2.5	2.5	2.5	2.4	2.3						
Avg. Stride Length [m]	5.6	7.3	7.1	7.3	7.1	7.0	6.5						



- [] Ranking at each section and finish
- .-.- No data available at this section
- NA No data available



Horse/Jockey Name	Room For Squares
Final Rank	7
Fastest Section Time (Section)	0:10.84 (1200m)
Top Speed [km/h] (Section)	67.9 (Overall)
Race State	Finished



TownsvilleProfessional

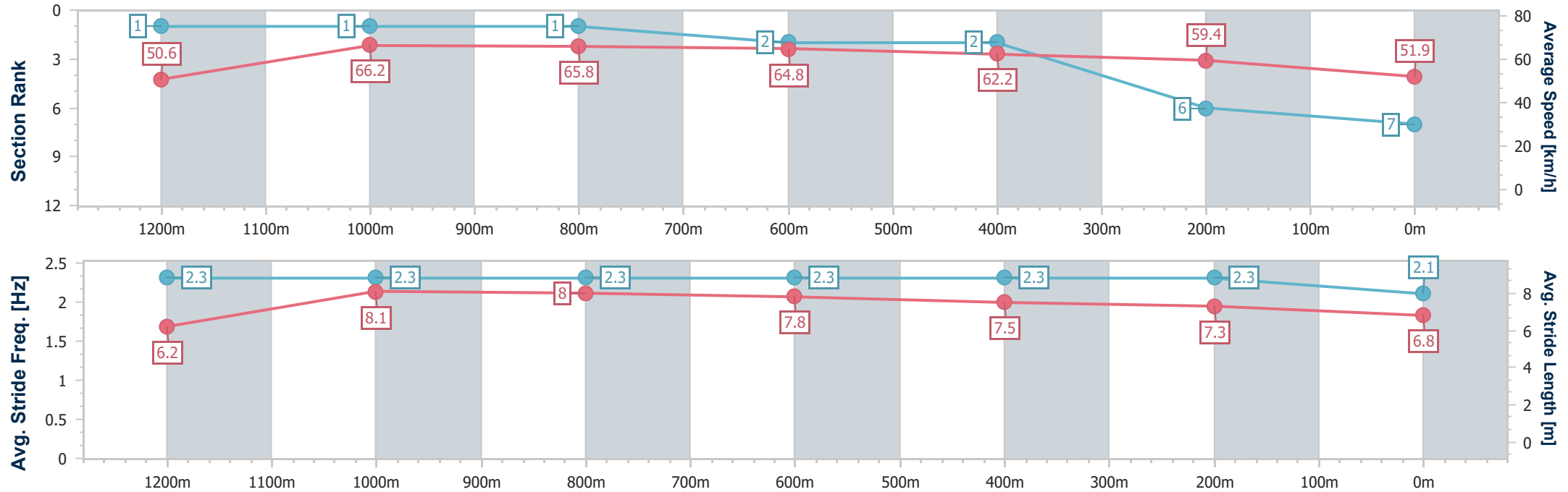
Race 5: VALE DOUG BRUCE Class 6 Handicap - 1400m

05 October 2025 - 14:51

Track Rating: Good 4, Weather: Fine, Rail Position: +6.0m 1000-
W/Post; +3.0m Remainder.



Section	Overall	1200m	1000m	800m	600m	400m	200m						
Section Times	1:24.65 [7] (0:14.24)	1:10.41 [1] (0:10.84)	0:59.57 [1] (0:10.85)	0:48.72 [1] (0:11.15)	0:37.57 [2] (0:11.61)	0:25.96 [2] (0:12.10)	0:13.86 [6] (0:13.86)						
Average Speed [km/h]	50.6	66.2	65.8	64.8	62.2	59.4	51.9						
Top Speed [km/h]	67.9	67.5	66.4	65.9	63.7	61.4	56.3						
Avg. Dist. to Rail [m]	9.0	2.0	1.6	0.8	1.2	0.8	0.7						
Avg. Stride Freq. [Hz]	2.3	2.3	2.3	2.3	2.3	2.3	2.1						
Avg. Stride Length [m]	6.2	8.1	8.0	7.8	7.5	7.3	6.8						





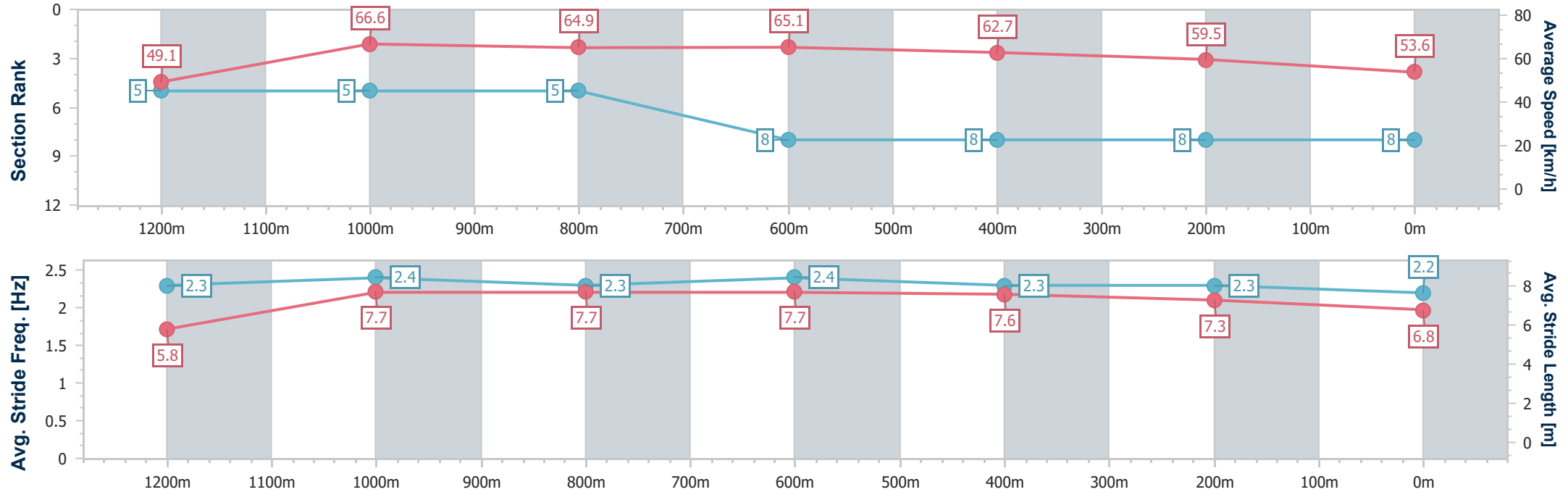
Horse/Jockey Name	City Playboy
Final Rank	8
Fastest Section Time (Section)	0:10.80 (1200m)
Top Speed [km/h] (Section)	67.6 (1200m)
Race State	Finished



TownsvilleProfessional
Race 5: VALE DOUG BRUCE Class 6 Handicap - 1400m
05 October 2025 - 14:51
Track Rating: Good 4, Weather: Fine, Rail Position: +6.0m 1000-
W/Post; +3.0m Remainder.



Section	Overall	1200m	1000m	800m	600m	400m	200m						
Section Times	1:24.84 [8] (0:14.66)	1:10.18 [5] (0:10.80)	0:59.38 [5] (0:11.13)	0:48.25 [5] (0:11.13)	0:37.12 [8] (0:11.57)	0:25.55 [8] (0:12.11)	0:13.44 [8] (0:13.44)						
Average Speed [km/h]	49.1	66.6	64.9	65.1	62.7	59.5	53.6						
Top Speed [km/h]	66.0	67.6	67.3	66.5	64.1	61.5	57.2						
Avg. Dist. to Rail [m]	7.6	1.6	1.1	1.9	1.6	0.3	0.6						
Avg. Stride Freq. [Hz]	2.3	2.4	2.3	2.4	2.3	2.3	2.2						
Avg. Stride Length [m]	5.8	7.7	7.7	7.7	7.6	7.3	6.8						





TownsvilleProfessional

Race 6: LADBROKES AMATEURS CUP OPEN Handicap - 1609m

05 October 2025 - 15:27



Track Rating: Good 4, Weather: Fine, Rail Position: +6.0m 1000-W/Post; +3.0m Remainder.

Section						Overall	1400m	1200m	1000m	800m	600m	400m	Last 600m
Field Times						1:37.13 (0:15.76)	1:21.37 (0:11.50)	1:09.87 (0:11.67)	0:58.20 (0:11.49)	0:46.71 (0:11.46)	0:35.25 (0:11.22)	0:24.03 (0:11.62)	0:35.25
Rank	TAB	Horse/Jockey	Barrier	Top Speed [km/h]	Fastest Section								Distance Travelled [m]
1	4	DIVINE PURPOSE	9	65.5	0:11.32	1:37.13 [1]	1:21.05 [4]	1:09.68 [2]	0:58.05 [2]	0:46.48 [2]	0:35.14 [2]	0:23.82 [3]	0:35.14
		Luke Dempsey		600m	600m	(0:16.08)	(0:11.37)	(0:11.63)	(0:11.57)	(0:11.34)	(0:11.32)	(0:11.58)	
2	11	MEDAL	12	66.8	0:11.13	1:37.26 [2]	1:20.51 [10]	1:08.80 [11]	0:57.05 [11]	0:45.73 [10]	0:34.60 [11]	0:23.41 [10]	0:34.60 +0
		Chris Whiteley		600m	800m	(0:16.75)	(0:11.71)	(0:11.75)	(0:11.32)	(0:11.13)	(0:11.19)	(0:11.44)	
3	2	VINCENZO	8	65.8	0:11.22	1:37.26 [3]	1:21.50 [1]	1:10.00 [1]	0:58.33 [1]	0:46.84 [1]	0:35.38 [1]	0:24.16 [1]	0:35.38 -4
		Lacey Morrison		800m	600m	(0:15.76)	(0:11.50)	(0:11.67)	(0:11.49)	(0:11.46)	(0:11.22)	(0:11.62)	
4	12	HYDE PARK	7	66.7	0:11.08	1:37.28 [4]	1:20.18 [11]	1:08.97 [10]	0:57.49 [9]	0:46.02 [9]	0:34.94 [7]	0:23.71 [6]	0:34.94 -5
		Ivo Fry		800m	800m	(0:17.10)	(0:11.21)	(0:11.48)	(0:11.47)	(0:11.08)	(0:11.23)	(0:11.61)	
5	1	ACROPHOBIC	5	65.7	0:11.28	1:37.55 [5]	1:21.35 [8]	1:09.75 [6]	0:58.18 [5]	0:46.56 [6]	0:35.28 [6]	0:23.96 [7]	0:35.28 +5
		Tom Orr		600m	800m	(0:16.20)	(0:11.60)	(0:11.57)	(0:11.62)	(0:11.28)	(0:11.32)	(0:11.55)	
6	6	PEROVIC	3	66.1	0:11.34	1:37.66 [6]	1:21.63 [3]	1:09.97 [4]	0:58.41 [3]	0:46.85 [3]	0:35.50 [4]	0:24.16 [5]	0:35.50 +1
		Sean Cormack		800m	600m	(0:16.03)	(0:11.66)	(0:11.56)	(0:11.56)	(0:11.35)	(0:11.34)	(0:11.71)	
7	3	GOING NUCLEAR	6	66.6	0:11.09	1:37.79 [7]	1:21.70 [5]	1:09.95 [7]	0:58.38 [6]	0:46.87 [5]	0:35.78 [3]	0:24.53 [2]	0:35.78 +6
		Olivia Kendal		800m	800m	(0:16.09)	(0:11.75)	(0:11.57)	(0:11.51)	(0:11.09)	(0:11.25)	(0:11.58)	
8	10	JOHN JOSEPH	10	66.3	0:11.10	1:38.00 [8]	1:21.81 [7]	1:09.88 [8]	0:58.28 [8]	0:46.83 [8]	0:35.73 [5]	0:24.27 [9]	0:35.73 +8
		Ron Stewart		800m	800m	(0:16.19)	(0:11.93)	(0:11.60)	(0:11.45)	(0:11.10)	(0:11.46)	(0:11.70)	
9	8	STRATHCONA	2	64.2	0:11.04	1:38.19 [9]	1:22.17 [2]	1:10.60 [3]	0:58.84 [4]	0:47.30 [4]	0:35.81 [8]	0:24.77 [4]	0:35.81 -21
		Jackson Murphy		600m	600m	(0:16.02)	(0:11.57)	(0:11.76)	(0:11.54)	(0:11.49)	(0:11.04)	(0:11.65)	
10	13	HIGHER LOVE	11	67.4	0:10.96	1:38.32 [10]	1:21.88 [9]	1:10.02 [9]	0:58.31 [10]	0:46.73 [11]	0:35.77 [10]	0:24.60 [8]	0:35.77 +2
		Denicious Smith		800m	800m	(0:16.44)	(0:11.86)	(0:11.71)	(0:11.58)	(0:10.96)	(0:11.17)	(0:11.71)	

Scratched: Fortified (#9), Acclimatise (#5), Dillinger (#7)



TownsvilleProfessional

Race 6: LADBROKES AMATEURS CUP OPEN Handicap - 1609m

05 October 2025 - 15:27



Track Rating: Good 4, Weather: Fine, Rail Position: +6.0m 1000-W/Post; +3.0m Remainder.

Section					Overall	1400m	1200m	1000m	800m	600m	400m	Last 600m			
Field Times					1:37.13 (0:15.76)	1:21.37 (0:11.50)	1:09.87 (0:11.67)	0:58.20 (0:11.49)	0:46.71 (0:11.46)	0:35.25 (0:11.22)	0:24.03 (0:11.62)	0:35.25			
Rank	TAB	Horse/Jockey	Barrier	Top Speed [km/h]	Fastest Section										Distance Travelled [m]
11	14	REFORMIST	1	65.6	0:11.36	1:38.41 [11]	1:22.23 [6]	1:10.69 [5]	0:58.98 [7]	0:47.24 [7]	0:35.88 [9]	0:24.43 [11]	0:35.88	-4	
		Shane McGovern		800m	800m	(0:16.18)	(0:11.54)	(0:11.71)	(0:11.74)	(0:11.36)	(0:11.45)	(0:11.74)			

Scratched: Fortified (#9), Acclimatise (#5), Dillinger (#7)



Townsville Professional

Race 6: LADBROKES AMATEURS CUP OPEN Handicap - 1609m

05 October 2025 - 15:27



Track Rating: Good 4, Weather: Fine, Rail Position: +6.0m 1000-W/Post; +3.0m Remainder.

Section Field Times				200m 0:12.41 (0:12.41)		Last 600m 0:35.25			
Rank	TAB	Horse/Jockey	Barrier	Top Speed [km/h]	Fastest Section	Margin		Distance Travelled [m]	
1	4	DIVINE PURPOSE	9	65.5	0:11.32	0:12.24 [3]	1:37.13	0:35.14	
		Luke Dempsey		600m	600m	(0:12.24)			
2	11	MEDAL	12	66.8	0:11.13	0:11.97 [8]	0.75L	0:34.60	+0
		Chris Whiteley		600m	800m	(0:11.97)			
3	2	VINCENZO	8	65.8	0:11.22	0:12.54 [1]	0.78L	0:35.38	-4
		Lacey Morrison		800m	600m	(0:12.54)			
4	12	HYDE PARK	7	66.7	0:11.08	0:12.10 [6]	0.91L	0:34.94	-5
		Ivo Fry		800m	800m	(0:12.10)			
5	1	ACROPHOBIC	5	65.7	0:11.28	0:12.41 [5]	2.48L	0:35.28	+5
		Tom Orr		600m	800m	(0:12.41)			
6	6	PEROVIC	3	66.1	0:11.34	0:12.45 [7]	3.1L	0:35.50	+1
		Sean Cormack		800m	600m	(0:12.45)			
7	3	GOING NUCLEAR	6	66.6	0:11.09	0:12.95 [2]	3.9L	0:35.78	+6
		Olivia Kendal		800m	800m	(0:12.95)			
8	10	JOHN JOSEPH	10	66.3	0:11.10	0:12.57 [10]	5.12L	0:35.73	+8
		Ron Stewart		800m	800m	(0:12.57)			
9	8	STRATHCONA	2	64.2	0:11.04	0:13.12 [4]	6.25L	0:35.81	-21
		Jackson Murphy		600m	600m	(0:13.12)			
10	13	HIGHER LOVE	11	67.4	0:10.96	0:12.89 [9]	6.98L	0:35.77	+2
		Denicious Smith		800m	800m	(0:12.89)			

Scratched: Fortified (#9), Acclimatise (#5), Dillinger (#7)

Report Created: Sun 5 October 2025 15:43 GMT+1 (Note: Timing is based on position data)

Page 3/15

[] Ranking at each section and finish
-:-:- No data available at this section
NA No data available

SCN Saddle cloth number
DNF Did not finish
DNT Did not track

data processed by  TRIPLESDATA



Townsville Professional

Race 6: LADBROKES AMATEURS CUP OPEN Handicap - 1609m

05 October 2025 - 15:27



Track Rating: Good 4, Weather: Fine, Rail Position: +6.0m 1000-W/Post; +3.0m Remainder.

Section						200m		Last 600m	
Field Times						0:12.41 (0:12.41)		0:35.25	
Rank	TAB	Horse/Jockey	Barrier	Top Speed [km/h]	Fastest Section	Margin		Distance Travelled [m]	
11	14	REFORMIST	1	65.6	0:11.36	0:12.69 [11]	7.51L	0:35.88	-4
		Shane McGovern		800m	800m	(0:12.69)			

Scratched: Fortified (#9), Acclimatise (#5), Dillinger (#7)



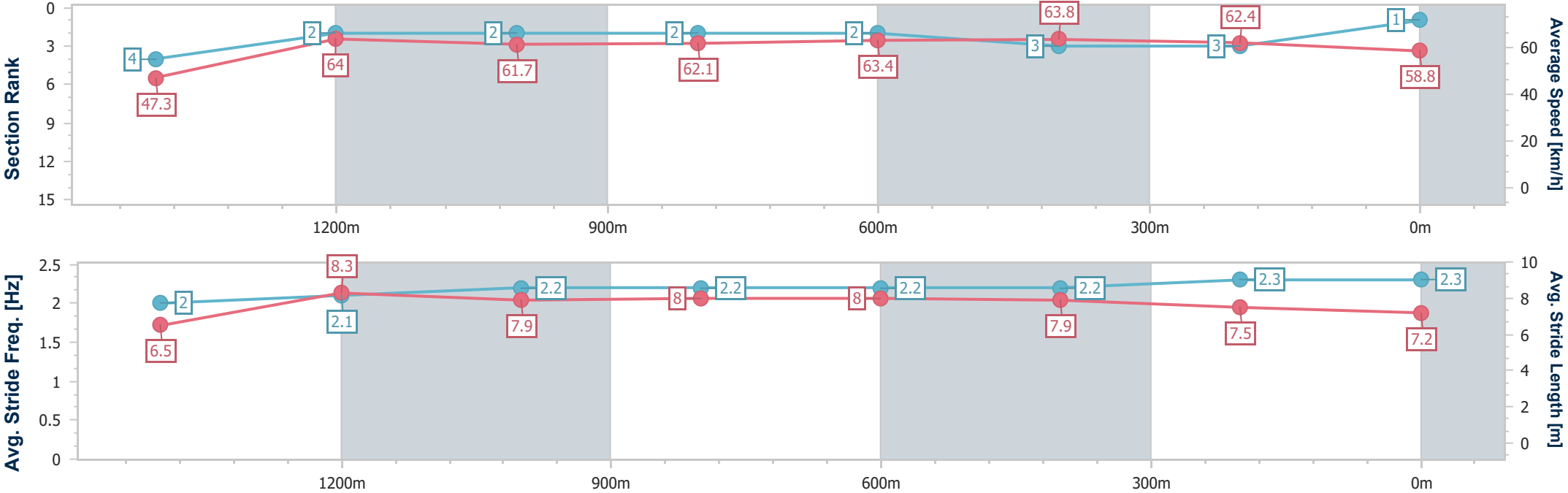
Horse/Jockey Name	Divine Purpose
Final Rank	1
Fastest Section Time (Section)	0:11.32 (600m)
Top Speed [km/h] (Section)	65.5 (600m)
Race State	Finished



TownsvilleProfessional
Race 6: LADBROKES AMATEURS CUP OPEN Handicap -
1609m
05 October 2025 - 15:27
Track Rating: Good 4, Weather: Fine, Rail Position: +6.0m 1000-
W/Post; +3.0m Remainder.



Section	Overall	1400m	1200m	1000m	800m	600m	400m	200m					
Section Times	1:37.13 [1] (0:16.08)	1:21.05 [4] (0:11.37)	1:09.68 [2] (0:11.63)	0:58.05 [2] (0:11.57)	0:46.48 [2] (0:11.34)	0:35.14 [2] (0:11.32)	0:23.82 [3] (0:11.58)	0:12.24 [3] (0:12.24)					
Average Speed [km/h]	47.3	64.0	61.7	62.1	63.4	63.8	62.4	58.8					
Top Speed [km/h]	63.8	64.7	62.6	63.6	65.3	65.5	63.5	61.5					
Avg. Dist. to Rail [m]	8.1	3.0	1.0	0.9	0.1	0.6	3.2	3.5					
Avg. Stride Freq. [Hz]	2.0	2.1	2.2	2.2	2.2	2.2	2.3	2.3					
Avg. Stride Length [m]	6.5	8.3	7.9	8.0	8.0	7.9	7.5	7.2					





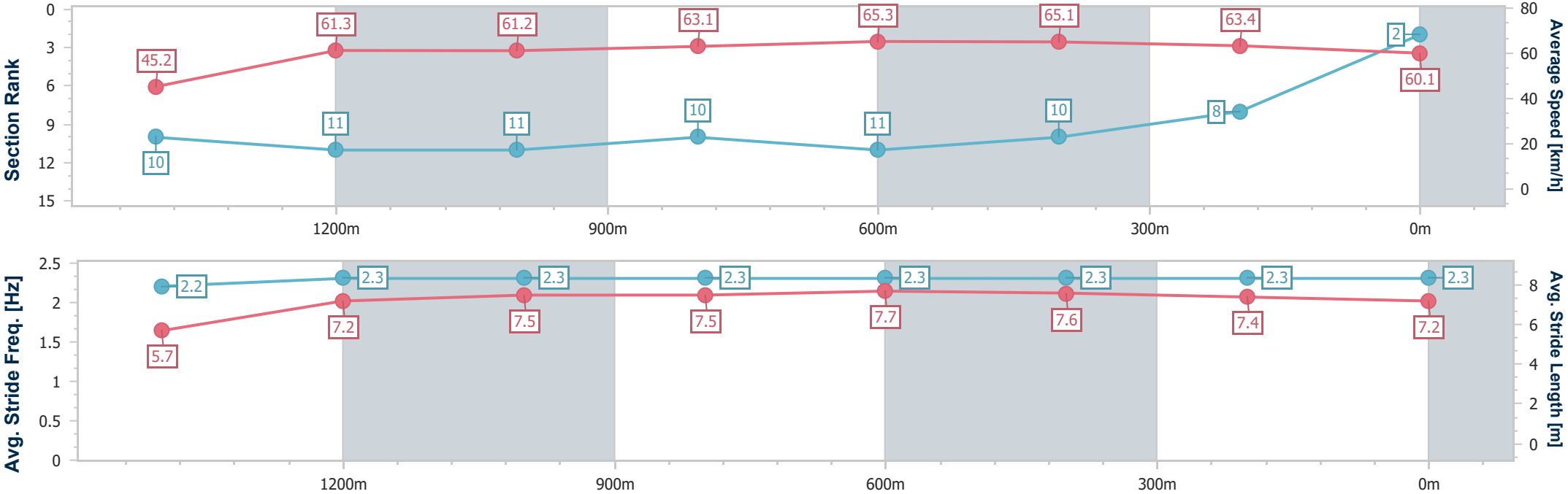
Horse/Jockey Name	Medal
Final Rank	2
Fastest Section Time (Section)	0:11.13 (800m)
Top Speed [km/h] (Section)	66.8 (600m)
Race State	Finished



TownsvilleProfessional
Race 6: LADBROKES AMATEURS CUP OPEN Handicap - 1609m
05 October 2025 - 15:27
Track Rating: Good 4, Weather: Fine, Rail Position: +6.0m 1000-W/Post; +3.0m Remainder.



Section	Overall	1400m	1200m	1000m	800m	600m	400m	200m					
Section Times	1:37.26 [2] (0:16.75)	1:20.51 [10] (0:11.71)	1:08.80 [11] (0:11.75)	0:57.05 [11] (0:11.32)	0:45.73 [10] (0:11.13)	0:34.60 [11] (0:11.19)	0:23.41 [10] (0:11.44)	0:11.97 [8] (0:11.97)					
Average Speed [km/h]	45.2	61.3	61.2	63.1	65.3	65.1	63.4	60.1					
Top Speed [km/h]	61.8	62.7	63.0	64.8	65.9	66.8	64.4	61.9					
Avg. Dist. to Rail [m]	7.4	0.7	1.4	1.3	2.0	2.8	5.3	7.6					
Avg. Stride Freq. [Hz]	2.2	2.3	2.3	2.3	2.3	2.3	2.3	2.3					
Avg. Stride Length [m]	5.7	7.2	7.5	7.5	7.7	7.6	7.4	7.2					



[] Ranking at each section and finish
-.-.- No data available at this section
NA No data available



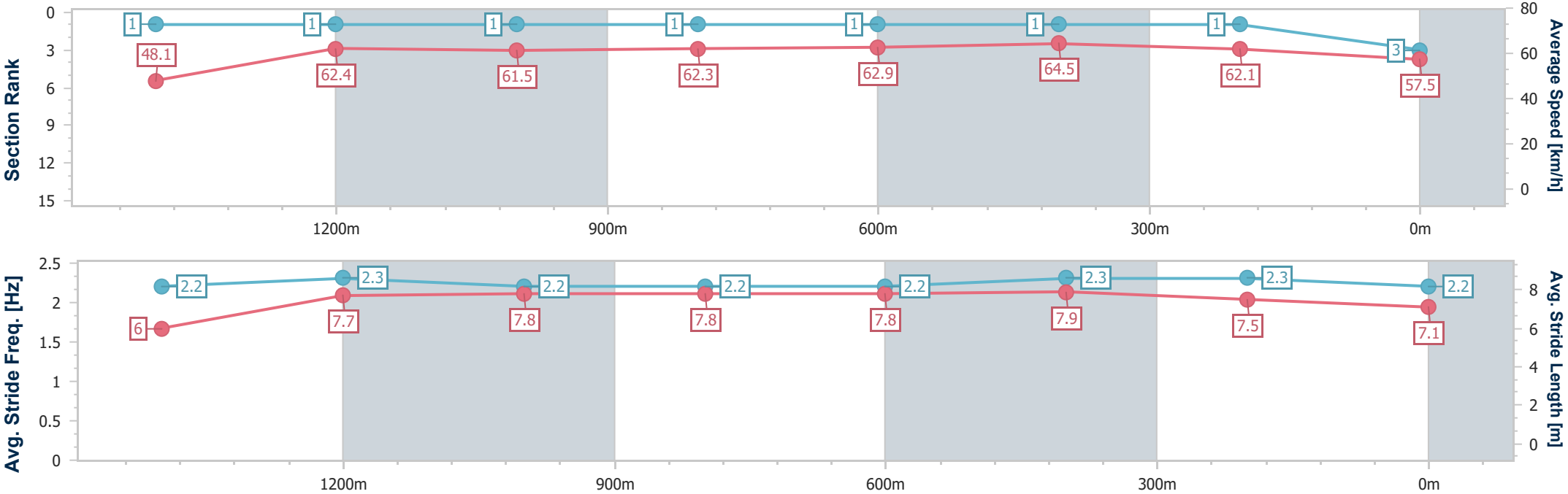
Horse/Jockey Name	Vincenzo
Final Rank	3
Fastest Section Time (Section)	0:11.22 (600m)
Top Speed [km/h] (Section)	65.8 (800m)
Race State	Finished



TownsvilleProfessional
Race 6: LADBROKES AMATEURS CUP OPEN Handicap - 1609m
05 October 2025 - 15:27
Track Rating: Good 4, Weather: Fine, Rail Position: +6.0m 1000-W/Post; +3.0m Remainder.



Section	Overall	1400m	1200m	1000m	800m	600m	400m	200m					
Section Times	1:37.26 [3] (0:15.76)	1:21.50 [1] (0:11.50)	1:10.00 [1] (0:11.67)	0:58.33 [1] (0:11.49)	0:46.84 [1] (0:11.46)	0:35.38 [1] (0:11.22)	0:24.16 [1] (0:11.62)	0:12.54 [1] (0:12.54)					
Average Speed [km/h]	48.1	62.4	61.5	62.3	62.9	64.5	62.1	57.5					
Top Speed [km/h]	64.2	64.0	62.6	63.1	65.8	65.5	63.5	60.4					
Avg. Dist. to Rail [m]	6.5	0.8	2.3	1.4	0.3	1.1	1.7	1.5					
Avg. Stride Freq. [Hz]	2.2	2.3	2.2	2.2	2.2	2.3	2.3	2.2					
Avg. Stride Length [m]	6.0	7.7	7.8	7.8	7.8	7.9	7.5	7.1					





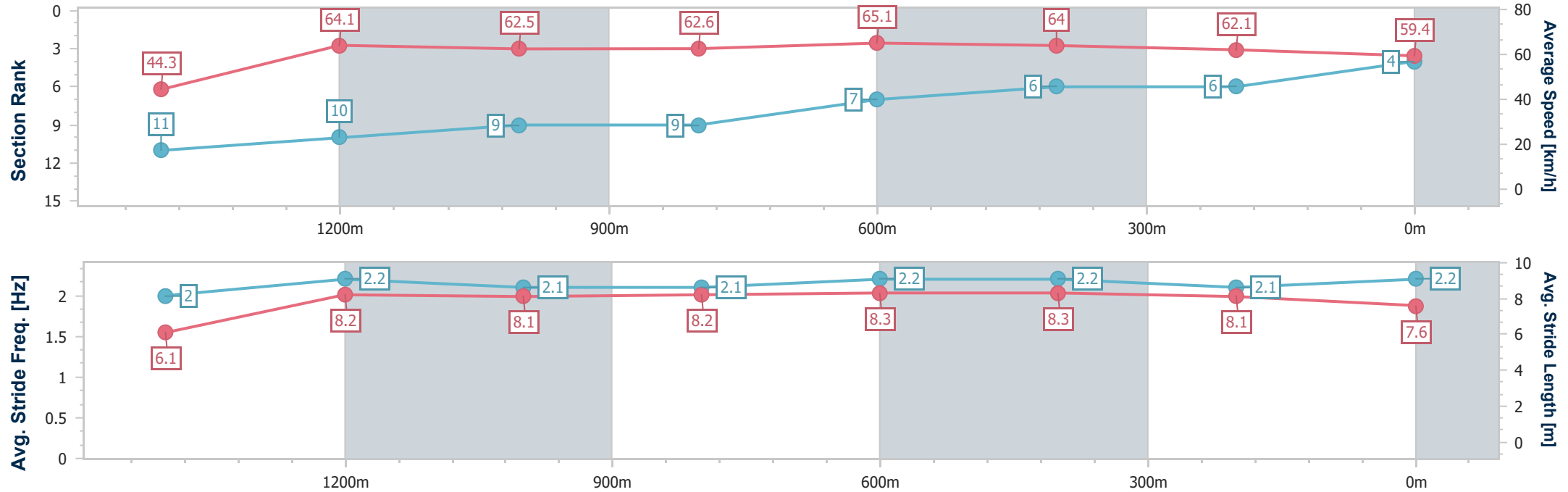
Horse/Jockey Name	Hyde Park
Final Rank	4
Fastest Section Time (Section)	0:11.08 (800m)
Top Speed [km/h] (Section)	66.7 (800m)
Race State	Finished



TownsvilleProfessional
Race 6: LADBROKES AMATEURS CUP OPEN Handicap - 1609m
05 October 2025 - 15:27
Track Rating: Good 4, Weather: Fine, Rail Position: +6.0m 1000-W/Post; +3.0m Remainder.



Section	Overall	1400m	1200m	1000m	800m	600m	400m	200m					
Section Times	1:37.28 [4] (0:17.10)	1:20.18 [11] (0:11.21)	1:08.97 [10] (0:11.48)	0:57.49 [9] (0:11.47)	0:46.02 [9] (0:11.08)	0:34.94 [7] (0:11.23)	0:23.71 [6] (0:11.61)	0:12.10 [6] (0:12.10)					
Average Speed [km/h]	44.3	64.1	62.5	62.6	65.1	64.0	62.1	59.4					
Top Speed [km/h]	62.3	65.8	63.6	65.5	66.7	66.4	62.9	62.3					
Avg. Dist. to Rail [m]	5.4	0.2	0.9	0.9	0.2	0.3	1.4	4.5					
Avg. Stride Freq. [Hz]	2.0	2.2	2.1	2.1	2.2	2.2	2.1	2.2					
Avg. Stride Length [m]	6.1	8.2	8.1	8.2	8.3	8.3	8.1	7.6					





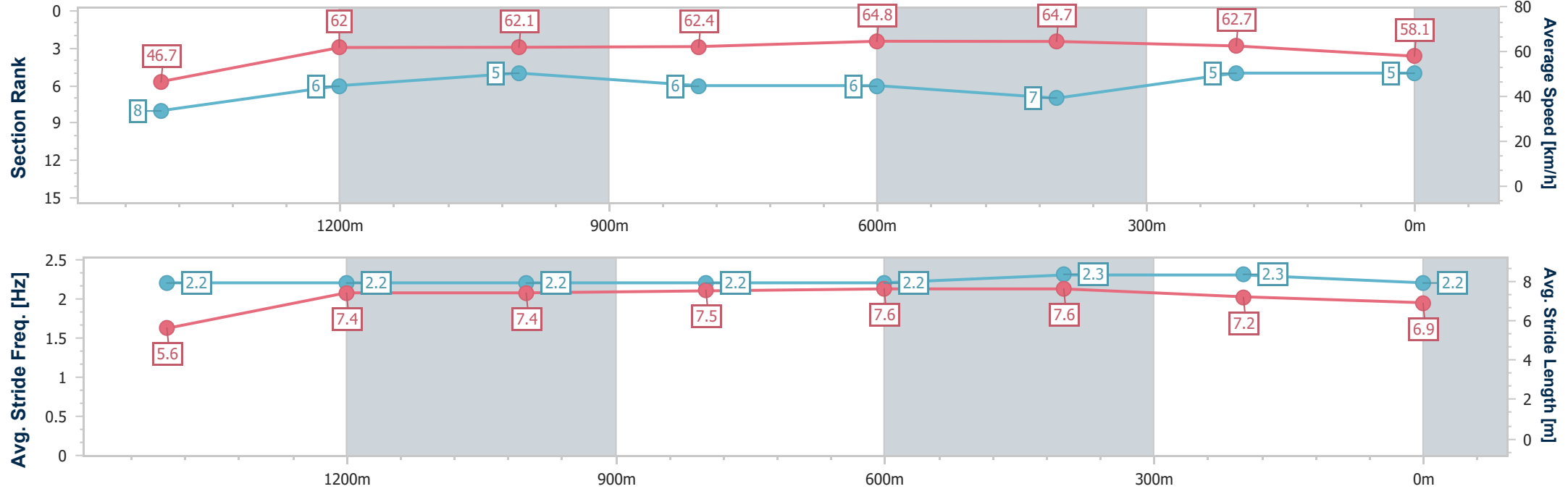
Horse/Jockey Name	Acrophobic
Final Rank	5
Fastest Section Time (Section)	0:11.28 (800m)
Top Speed [km/h] (Section)	65.7 (600m)
Race State	Finished



TownsvilleProfessional
Race 6: LADBROKES AMATEURS CUP OPEN Handicap - 1609m
05 October 2025 - 15:27
Track Rating: Good 4, Weather: Fine, Rail Position: +6.0m 1000-W/Post; +3.0m Remainder.



Section	Overall	1400m	1200m	1000m	800m	600m	400m	200m					
Section Times	1:37.55 [5] (0:16.20)	1:21.35 [8] (0:11.60)	1:09.75 [6] (0:11.57)	0:58.18 [5] (0:11.62)	0:46.56 [6] (0:11.28)	0:35.28 [6] (0:11.32)	0:23.96 [7] (0:11.55)	0:12.41 [5] (0:12.41)					
Average Speed [km/h]	46.7	62.0	62.1	62.4	64.8	64.7	62.7	58.1					
Top Speed [km/h]	62.3	62.8	63.0	65.5	65.5	65.7	63.9	60.6					
Avg. Dist. to Rail [m]	5.0	0.7	1.0	1.7	3.4	3.8	4.4	7.0					
Avg. Stride Freq. [Hz]	2.2	2.2	2.2	2.2	2.2	2.3	2.3	2.2					
Avg. Stride Length [m]	5.6	7.4	7.4	7.5	7.6	7.6	7.2	6.9					



[] Ranking at each section and finish
- - - - No data available at this section
NA No data available



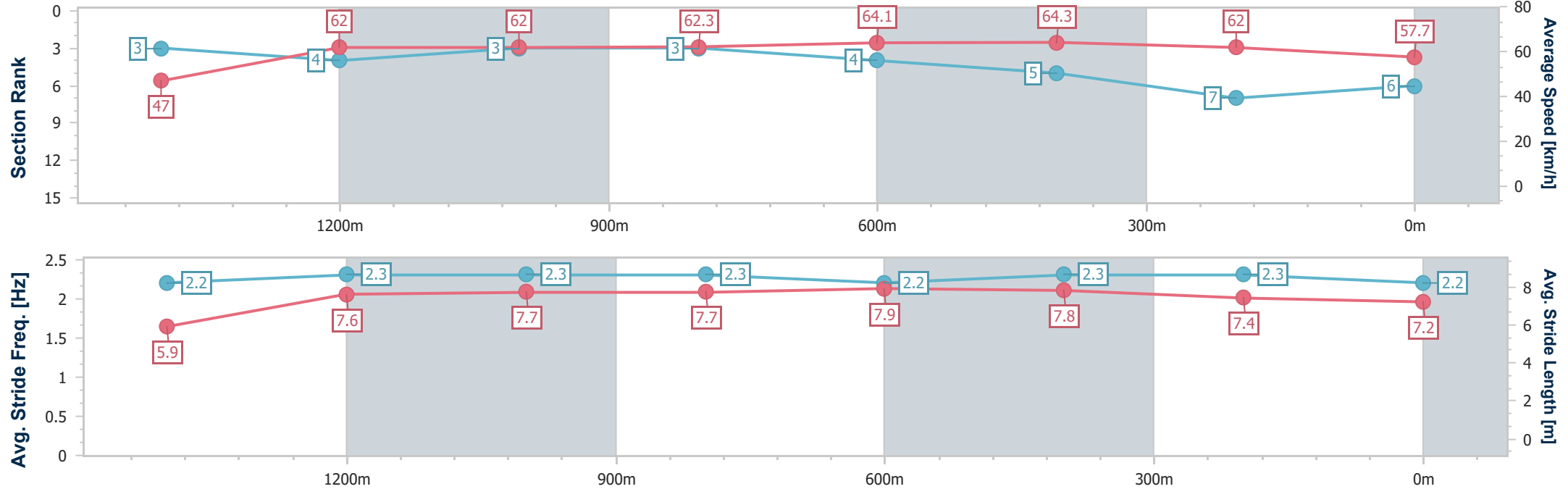
Horse/Jockey Name	Perovic
Final Rank	6
Fastest Section Time (Section)	0:11.34 (600m)
Top Speed [km/h] (Section)	66.1 (800m)
Race State	Finished



TownsvilleProfessional
Race 6: LADBROKES AMATEURS CUP OPEN Handicap - 1609m
05 October 2025 - 15:27
Track Rating: Good 4, Weather: Fine, Rail Position: +6.0m 1000-W/Post; +3.0m Remainder.



Section	Overall	1400m	1200m	1000m	800m	600m	400m	200m					
Section Times	1:37.66 [6] (0:16.03)	1:21.63 [3] (0:11.66)	1:09.97 [4] (0:11.56)	0:58.41 [3] (0:11.56)	0:46.85 [3] (0:11.35)	0:35.50 [4] (0:11.34)	0:24.16 [5] (0:11.71)	0:12.45 [7] (0:12.45)					
Average Speed [km/h]	47.0	62.0	62.0	62.3	64.1	64.3	62.0	57.7					
Top Speed [km/h]	62.4	62.7	62.8	64.5	66.1	66.0	63.9	61.3					
Avg. Dist. to Rail [m]	4.7	0.8	1.1	1.4	2.0	2.9	4.8	7.0					
Avg. Stride Freq. [Hz]	2.2	2.3	2.3	2.3	2.2	2.3	2.3	2.2					
Avg. Stride Length [m]	5.9	7.6	7.7	7.7	7.9	7.8	7.4	7.2					





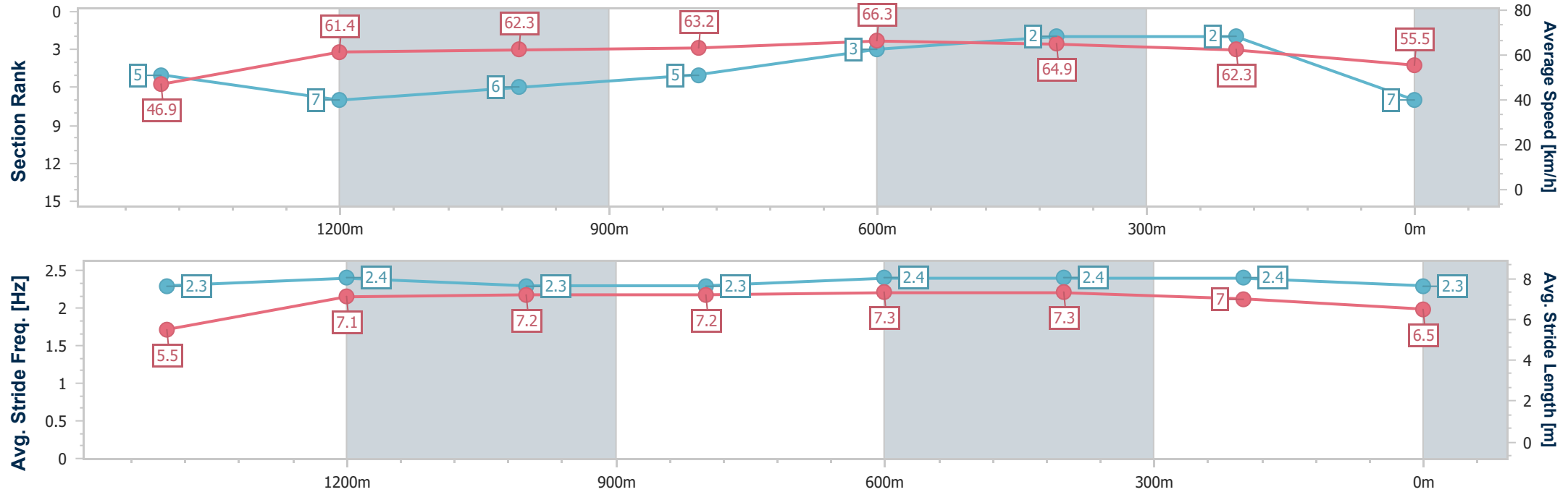
Horse/Jockey Name	Going Nuclear
Final Rank	7
Fastest Section Time (Section)	0:11.09 (800m)
Top Speed [km/h] (Section)	66.6 (800m)
Race State	Finished



TownsvilleProfessional
Race 6: LADBROKES AMATEURS CUP OPEN Handicap - 1609m
05 October 2025 - 15:27
Track Rating: Good 4, Weather: Fine, Rail Position: +6.0m 1000-W/Post; +3.0m Remainder.



Section	Overall	1400m	1200m	1000m	800m	600m	400m	200m					
Section Times	1:37.79 [7] (0:16.09)	1:21.70 [5] (0:11.75)	1:09.95 [7] (0:11.57)	0:58.38 [6] (0:11.51)	0:46.87 [5] (0:11.09)	0:35.78 [3] (0:11.25)	0:24.53 [2] (0:11.58)	0:12.95 [2] (0:12.95)					
Average Speed [km/h]	46.9	61.4	62.3	63.2	66.3	64.9	62.3	55.5					
Top Speed [km/h]	61.9	61.7	63.5	66.6	66.6	66.1	63.6	60.0					
Avg. Dist. to Rail [m]	5.2	1.6	1.0	2.3	4.5	2.9	1.7	1.7					
Avg. Stride Freq. [Hz]	2.3	2.4	2.3	2.3	2.4	2.4	2.4	2.3					
Avg. Stride Length [m]	5.5	7.1	7.2	7.2	7.3	7.3	7.0	6.5					





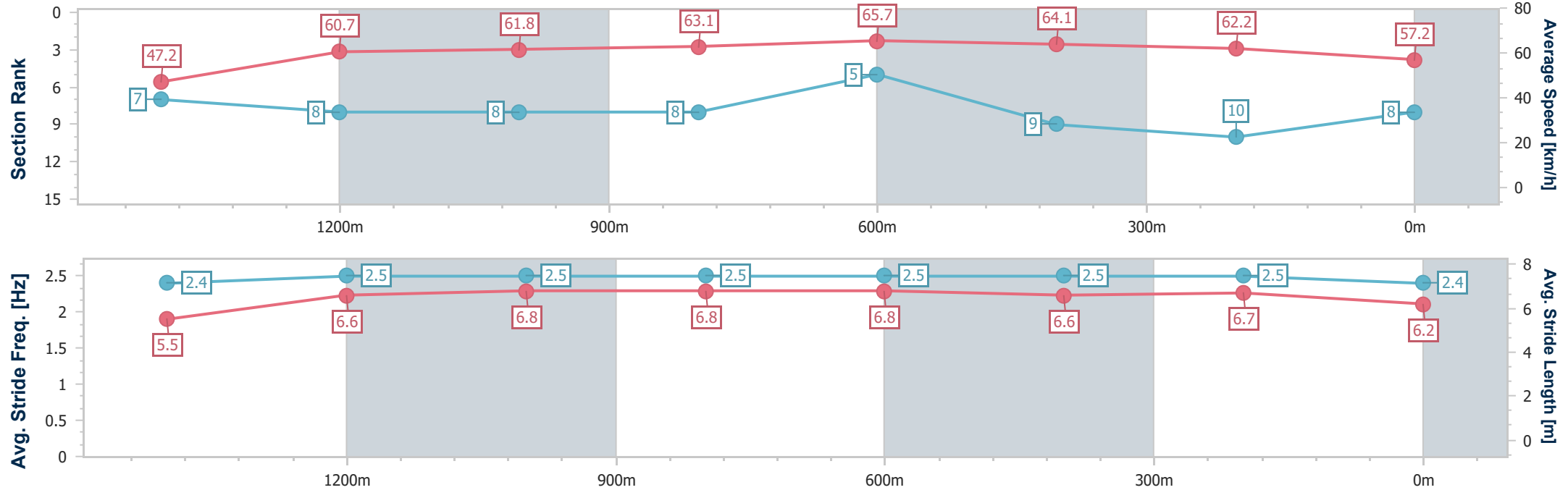
Horse/Jockey Name	John Joseph
Final Rank	8
Fastest Section Time (Section)	0:11.10 (800m)
Top Speed [km/h] (Section)	66.3 (800m)
Race State	Finished



TownsvilleProfessional
Race 6: LADBROKES AMATEURS CUP OPEN Handicap - 1609m
05 October 2025 - 15:27
Track Rating: Good 4, Weather: Fine, Rail Position: +6.0m 1000-W/Post; +3.0m Remainder.



Section	Overall	1400m	1200m	1000m	800m	600m	400m	200m					
Section Times	1:38.00 [8] (0:16.19)	1:21.81 [7] (0:11.93)	1:09.88 [8] (0:11.60)	0:58.28 [8] (0:11.45)	0:46.83 [8] (0:11.10)	0:35.73 [5] (0:11.46)	0:24.27 [9] (0:11.70)	0:12.57 [10] (0:12.57)					
Average Speed [km/h]	47.2	60.7	61.8	63.1	65.7	64.1	62.2	57.2					
Top Speed [km/h]	62.2	61.7	63.7	65.7	66.3	65.9	63.4	60.8					
Avg. Dist. to Rail [m]	8.4	1.6	1.1	1.5	2.8	4.1	7.9	10.6					
Avg. Stride Freq. [Hz]	2.4	2.5	2.5	2.5	2.5	2.5	2.5	2.4					
Avg. Stride Length [m]	5.5	6.6	6.8	6.8	6.8	6.6	6.7	6.2					





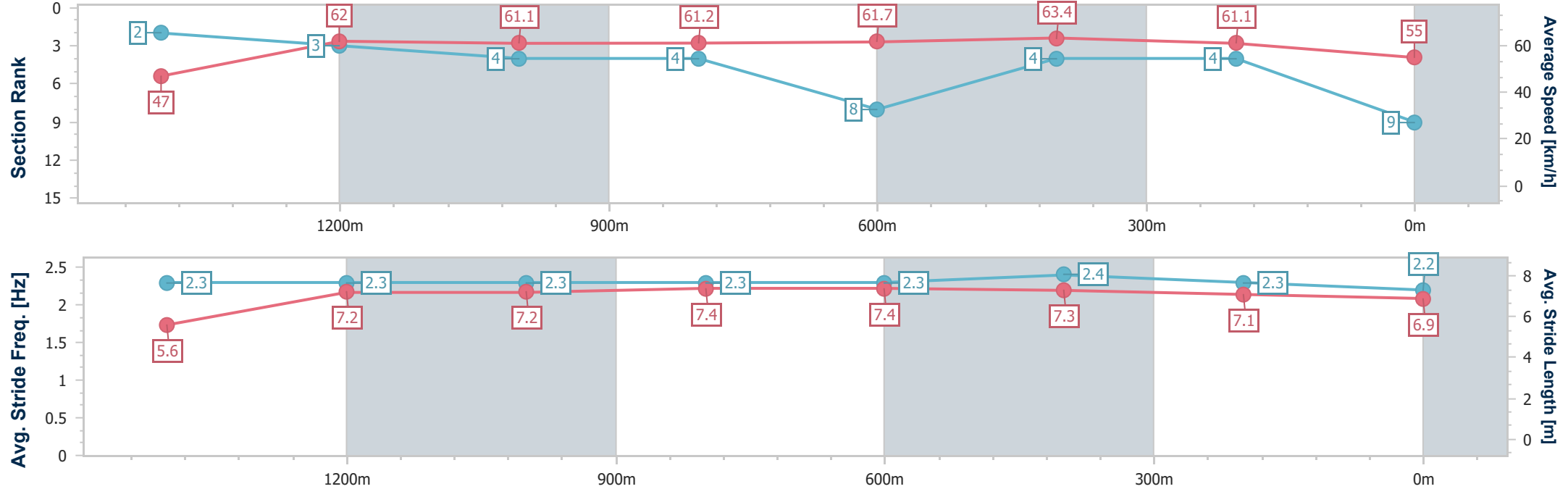
Horse/Jockey Name	Strathcona
Final Rank	9
Fastest Section Time (Section)	0:11.04 (600m)
Top Speed [km/h] (Section)	64.2 (600m)
Race State	Finished



TownsvilleProfessional
Race 6: LADBROKES AMATEURS CUP OPEN Handicap - 1609m
05 October 2025 - 15:27
Track Rating: Good 4, Weather: Fine, Rail Position: +6.0m 1000-W/Post; +3.0m Remainder.



Section	Overall	1400m	1200m	1000m	800m	600m	400m	200m					
Section Times	1:38.19 [9] (0:16.02)	1:22.17 [2] (0:11.57)	1:10.60 [3] (0:11.76)	0:58.84 [4] (0:11.54)	0:47.30 [4] (0:11.49)	0:35.81 [8] (0:11.04)	0:24.77 [4] (0:11.65)	0:13.12 [4] (0:13.12)					
Average Speed [km/h]	47.0	62.0	61.1	61.2	61.7	63.4	61.1	55.0					
Top Speed [km/h]	61.7	63.9	62.6	62.9	63.1	64.2	62.6	58.5					
Avg. Dist. to Rail [m]	4.2	1.5	2.9	3.3	3.6	5.6	3.4	0.5					
Avg. Stride Freq. [Hz]	2.3	2.3	2.3	2.3	2.3	2.4	2.3	2.2					
Avg. Stride Length [m]	5.6	7.2	7.2	7.4	7.4	7.3	7.1	6.9					



[] Ranking at each section and finish
- - - - No data available at this section
NA No data available



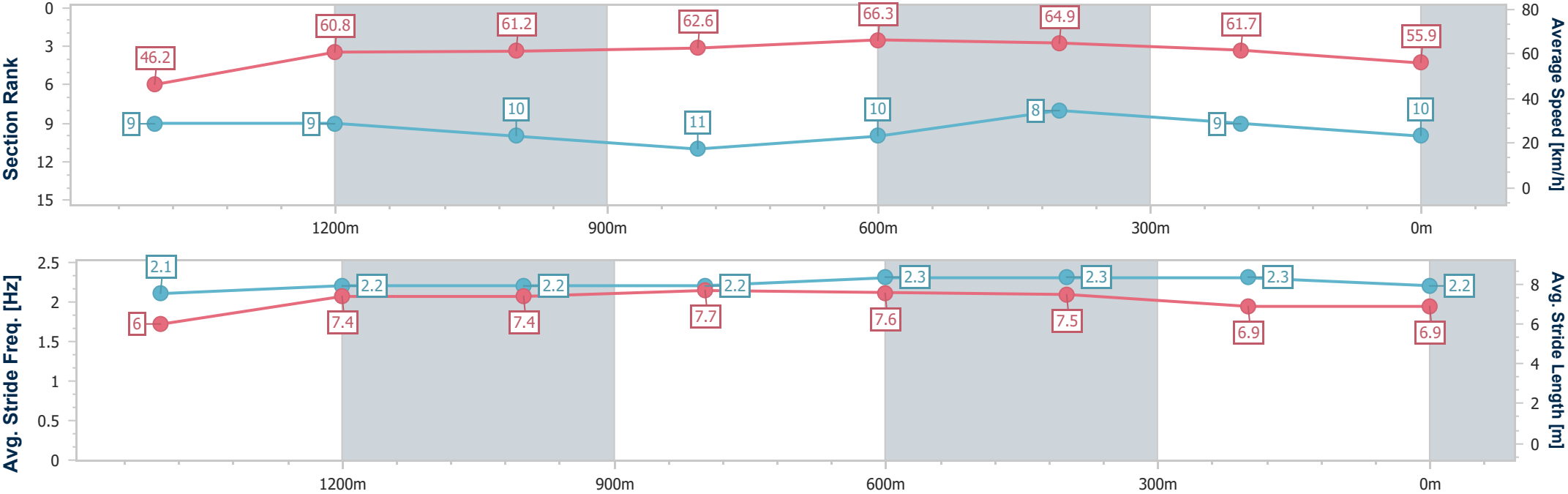
Horse/Jockey Name	Higher Love
Final Rank	10
Fastest Section Time (Section)	0:10.96 (800m)
Top Speed [km/h] (Section)	67.4 (800m)
Race State	Finished



TownsvilleProfessional
Race 6: LADBROKES AMATEURS CUP OPEN Handicap - 1609m
05 October 2025 - 15:27
Track Rating: Good 4, Weather: Fine, Rail Position: +6.0m 1000-W/Post; +3.0m Remainder.



Section	Overall	1400m	1200m	1000m	800m	600m	400m	200m					
Section Times	1:38.32 [10] (0:16.44)	1:21.88 [9] (0:11.86)	1:10.02 [9] (0:11.71)	0:58.31 [10] (0:11.58)	0:46.73 [11] (0:10.96)	0:35.77 [10] (0:11.17)	0:24.60 [8] (0:11.71)	0:12.89 [9] (0:12.89)					
Average Speed [km/h]	46.2	60.8	61.2	62.6	66.3	64.9	61.7	55.9					
Top Speed [km/h]	63.6	63.2	63.2	66.2	67.4	66.3	63.3	59.4					
Avg. Dist. to Rail [m]	7.2	0.7	0.7	1.5	1.8	1.5	5.4	7.2					
Avg. Stride Freq. [Hz]	2.1	2.2	2.2	2.2	2.3	2.3	2.3	2.2					
Avg. Stride Length [m]	6.0	7.4	7.4	7.7	7.6	7.5	6.9	6.9					





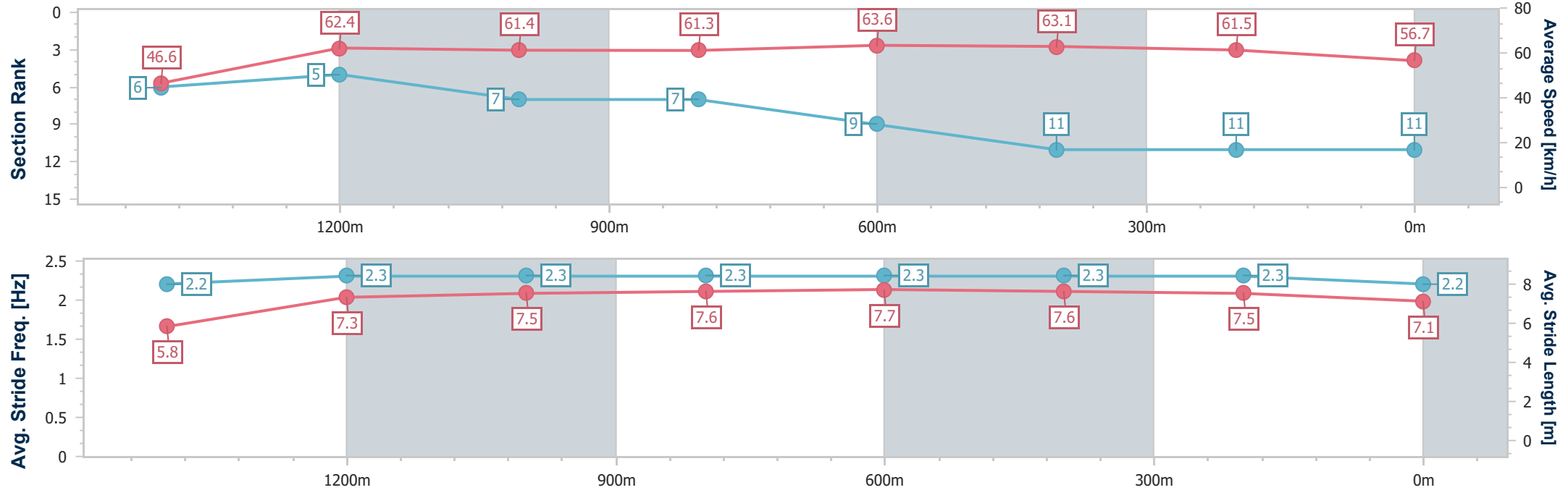
Horse/Jockey Name	Reformist
Final Rank	11
Fastest Section Time (Section)	0:11.36 (800m)
Top Speed [km/h] (Section)	65.6 (800m)
Race State	Finished



TownsvilleProfessional
Race 6: LADBROKES AMATEURS CUP OPEN Handicap - 1609m
05 October 2025 - 15:27
Track Rating: Good 4, Weather: Fine, Rail Position: +6.0m 1000-W/Post; +3.0m Remainder.



Section	Overall	1400m	1200m	1000m	800m	600m	400m	200m					
Section Times	1:38.41 [11] (0:16.18)	1:22.23 [6] (0:11.54)	1:10.69 [5] (0:11.71)	0:58.98 [7] (0:11.74)	0:47.24 [7] (0:11.36)	0:35.88 [9] (0:11.45)	0:24.43 [11] (0:11.74)	0:12.69 [11] (0:12.69)					
Average Speed [km/h]	46.6	62.4	61.4	61.3	63.6	63.1	61.5	56.7					
Top Speed [km/h]	62.6	63.5	62.3	64.7	65.6	64.4	62.2	59.8					
Avg. Dist. to Rail [m]	3.5	0.3	1.1	1.4	1.0	0.5	0.5	1.4					
Avg. Stride Freq. [Hz]	2.2	2.3	2.3	2.3	2.3	2.3	2.3	2.2					
Avg. Stride Length [m]	5.8	7.3	7.5	7.6	7.7	7.6	7.5	7.1					





TownsvilleProfessional

Race 7: GORDON'S PINK AMATEURS SPRINT OPEN Handicap - 1200m

05 October 2025 - 16:05



Track Rating: Good 4, Weather: Fine, Rail Position: +6.0m 1000-W/Post; +3.0m Remainder.

Section						Overall	1000m	800m	600m	400m	200m	Last 600m	
Field Times						1:09.07 (0:13.69)	0:55.38 (0:10.45)	0:44.93 (0:10.62)	0:34.31 (0:11.00)	0:23.31 (0:11.33)	0:11.98 (0:11.98)	0:34.31	
Rank	TAB	Horse/Jockey	Barrier	Top Speed [km/h]	Fastest Section							Margin	Distance Travelled [m]
1	1	MISSILE THUNDER	4	69.5	0:10.45	1:09.07 [1]	0:55.38 [1]	0:44.93 [1]	0:34.31 [1]	0:23.31 [1]	0:11.98 [1]	1:09.07	0:34.31
		Lauren Guernier		1000m	1000m	(0:13.69)	(0:10.45)	(0:10.62)	(0:11.00)	(0:11.33)	(0:11.98)		
2	4	NORTHERN PRIDE	11	71.1	0:10.50	1:09.32 [2]	0:54.84 [10]	0:44.11 [10]	0:33.61 [10]	0:22.93 [9]	0:11.61 [8]	1.46L	0:33.61 +4
		Aidan Holt		800m	800m	(0:14.48)	(0:10.73)	(0:10.50)	(0:10.68)	(0:11.32)	(0:11.61)		
3	8	FODOR	5	69.8	0:10.47	1:09.53 [3]	0:55.29 [6]	0:44.78 [5]	0:34.31 [4]	0:23.41 [4]	0:12.12 [3]	2.69L	0:34.31 -2
		Sean Cormack		800m	800m	(0:14.24)	(0:10.51)	(0:10.47)	(0:10.90)	(0:11.29)	(0:12.12)		
4	6	KATHY'S BEAU	1	70.3	0:10.45	1:09.54 [4]	0:55.39 [5]	0:44.94 [4]	0:34.30 [5]	0:23.28 [6]	0:11.98 [5]	2.72L	0:34.30 -1
		Luke Dempsey		800m	1000m	(0:14.15)	(0:10.45)	(0:10.64)	(0:11.02)	(0:11.30)	(0:11.98)		
5	3	DEMON AWARD	10	70.4	0:10.58	1:09.67 [5]	0:55.40 [7]	0:44.74 [7]	0:34.16 [7]	0:23.39 [7]	0:12.03 [7]	3.52L	0:34.16 +5
		Jackson Murphy		800m	800m	(0:14.27)	(0:10.66)	(0:10.58)	(0:10.77)	(0:11.36)	(0:12.03)		
6	5	VALENKI	7	69.3	0:10.61	1:09.70 [6]	0:55.28 [9]	0:44.64 [9]	0:34.03 [9]	0:23.08 [10]	0:11.85 [10]	3.66L	0:34.03 +0
		Lacey Morrison		800m	800m	(0:14.42)	(0:10.64)	(0:10.61)	(0:10.95)	(0:11.23)	(0:11.85)		
7	2	GO GETABOY	3	68.9	0:10.49	1:09.72 [7]	0:55.89 [2]	0:45.30 [2]	0:34.81 [2]	0:23.82 [2]	0:12.37 [2]	3.78L	0:34.81 -6
		Gabrielle Semmens		800m	800m	(0:13.83)	(0:10.59)	(0:10.49)	(0:10.99)	(0:11.45)	(0:12.37)		
8	10	TIME TO PROPHET	2	70.6	0:10.39	1:09.82 [8]	0:55.67 [4]	0:45.28 [3]	0:34.86 [3]	0:23.82 [3]	0:12.38 [4]	4.37L	0:34.86 -4
		Ron Stewart		800m	1000m	(0:14.15)	(0:10.39)	(0:10.42)	(0:11.04)	(0:11.44)	(0:12.38)		
9	11	TO LOVE SOMEBODY	6	69.4	0:10.57	1:10.47 [9]	0:56.16 [8]	0:45.52 [8]	0:34.95 [8]	0:24.10 [8]	0:12.64 [9]	8.2L	0:34.95 -4
		Denicious Smith		800m	800m	(0:14.31)	(0:10.64)	(0:10.57)	(0:10.85)	(0:11.46)	(0:12.64)		
10	9	LADY RAIN	8	69.7	0:10.58	1:10.58 [10]	0:56.60 [3]	0:45.82 [6]	0:35.24 [6]	0:24.45 [5]	0:12.95 [6]	8.84L	0:35.24 +1
		Olivia Kendal		800m	800m	(0:13.98)	(0:10.78)	(0:10.58)	(0:10.79)	(0:11.50)	(0:12.95)		

Scratched: Jemeldi (#7)

Report Created: Sun 5 October 2025 16:25 GMT+1 (Note: Timing is based on position data)

Page 1/11

[] Ranking at each section and finish
-:-:- No data available at this section
NA No data available

SCN Saddle cloth number
DNF Did not finish
DNT Did not track

data processed by TRIPLES DATA



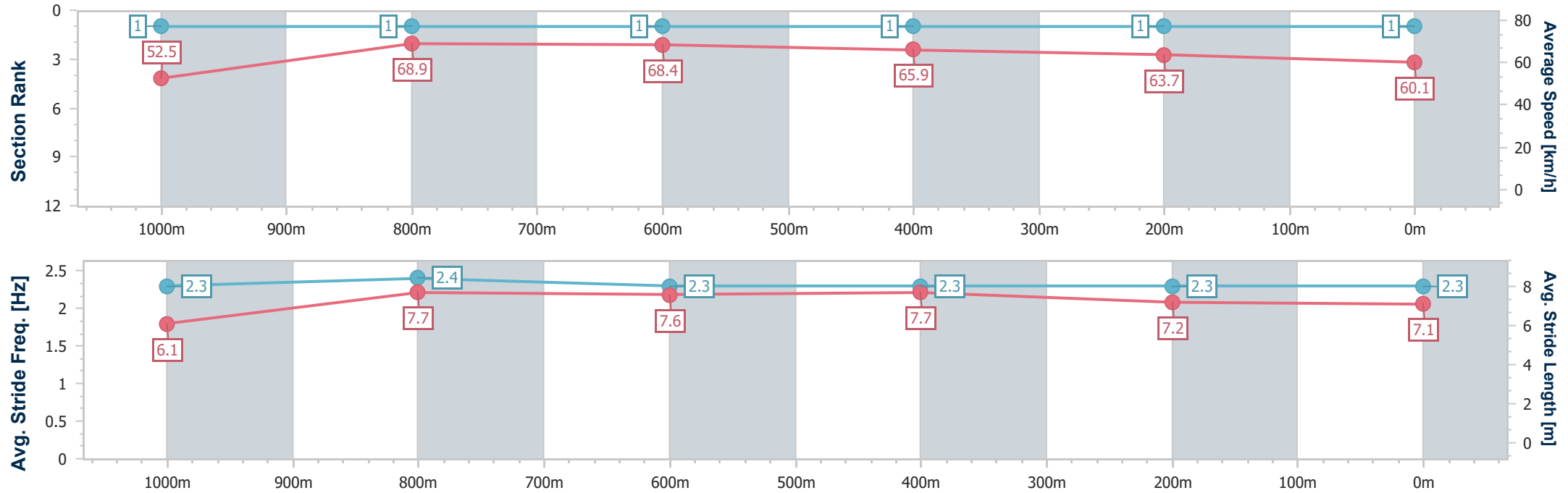
Horse/Jockey Name	Missile Thunder
Final Rank	1
Fastest Section Time (Section)	0:10.45 (1000m)
Top Speed [km/h] (Section)	69.5 (1000m)
Race State	Finished



TownsvilleProfessional
Race 7: GORDON'S PINK AMATEURS SPRINT OPEN Handicap
- 1200m
05 October 2025 - 16:05
Track Rating: Good 4, Weather: Fine, Rail Position: +6.0m 1000-
W/Post; +3.0m Remainder.



Section	Overall	1000m	800m	600m	400m	200m								
Section Times	1:09.07 [1] (0:13.69)	0:55.38 [1] (0:10.45)	0:44.93 [1] (0:10.62)	0:34.31 [1] (0:11.00)	0:23.31 [1] (0:11.33)	0:11.98 [1] (0:11.98)								
Average Speed [km/h]	52.5	68.9	68.4	65.9	63.7	60.1								
Top Speed [km/h]	68.6	69.5	69.0	68.3	64.6	62.7								
Avg. Dist. to Rail [m]	3.9	1.1	1.7	1.5	0.3	0.1								
Avg. Stride Freq. [Hz]	2.3	2.4	2.3	2.3	2.3	2.3								
Avg. Stride Length [m]	6.1	7.7	7.6	7.7	7.2	7.1								





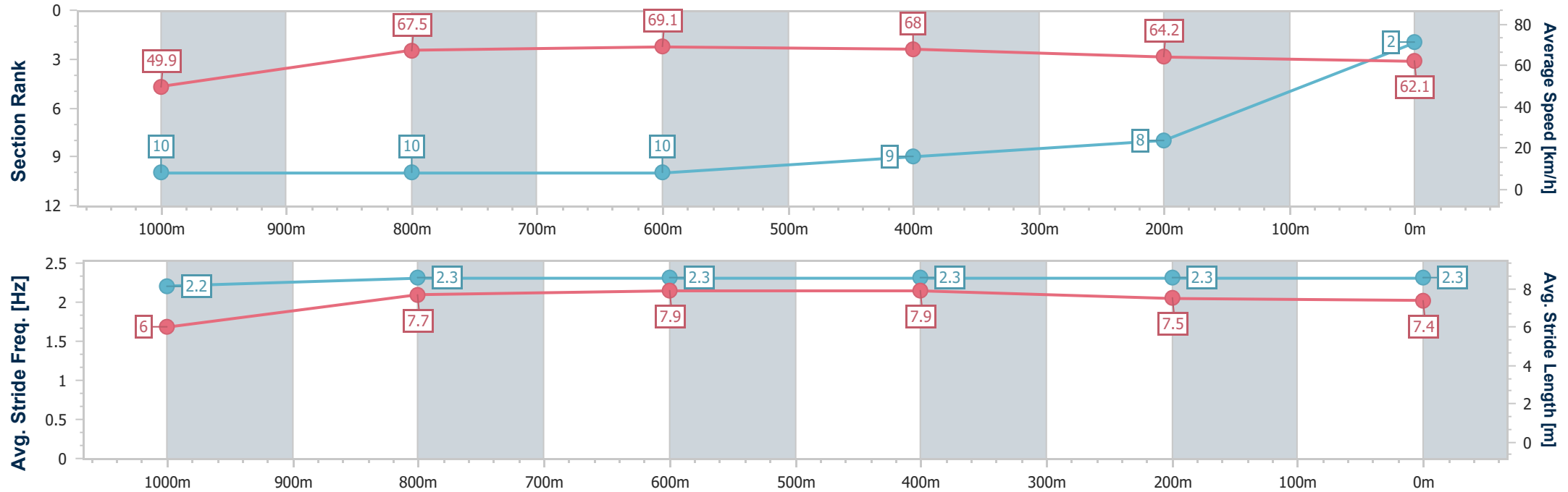
Horse/Jockey Name	Northern Pride
Final Rank	2
Fastest Section Time (Section)	0:10.50 (800m)
Top Speed [km/h] (Section)	71.1 (800m)
Race State	Finished



TownsvilleProfessional
Race 7: GORDON'S PINK AMATEURS SPRINT OPEN Handicap
- 1200m
05 October 2025 - 16:05
Track Rating: Good 4, Weather: Fine, Rail Position: +6.0m 1000-
W/Post; +3.0m Remainder.



Section	Overall	1000m	800m	600m	400m	200m								
Section Times	1:09.32 [2] (0:14.48)	0:54.84 [10] (0:10.73)	0:44.11 [10] (0:10.50)	0:33.61 [10] (0:10.68)	0:22.93 [9] (0:11.32)	0:11.61 [8] (0:11.61)								
Average Speed [km/h]	49.9	67.5	69.1	68.0	64.2	62.1								
Top Speed [km/h]	65.0	68.8	71.1	69.8	65.8	63.4								
Avg. Dist. to Rail [m]	8.1	1.2	1.5	2.2	5.3	6.5								
Avg. Stride Freq. [Hz]	2.2	2.3	2.3	2.3	2.3	2.3								
Avg. Stride Length [m]	6.0	7.7	7.9	7.9	7.5	7.4								





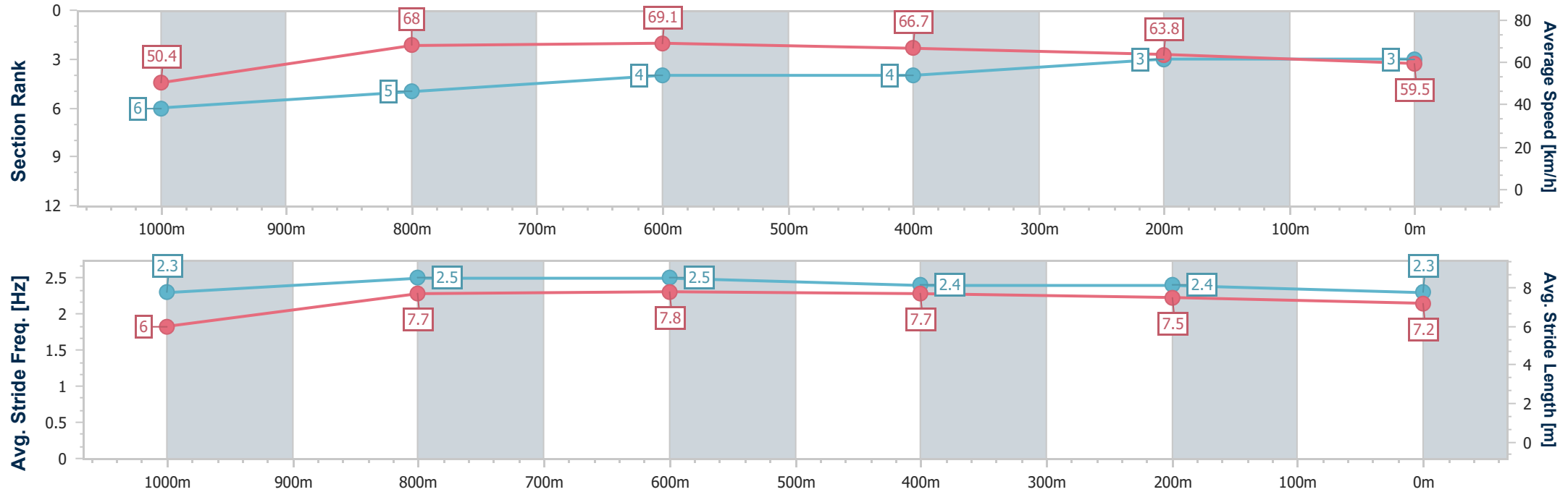
Horse/Jockey Name	Fodor
Final Rank	3
Fastest Section Time (Section)	0:10.47 (800m)
Top Speed [km/h] (Section)	69.8 (800m)
Race State	Finished



TownsvilleProfessional
Race 7: GORDON'S PINK AMATEURS SPRINT OPEN Handicap
- 1200m
05 October 2025 - 16:05
Track Rating: Good 4, Weather: Fine, Rail Position: +6.0m 1000-
W/Post; +3.0m Remainder.



Section	Overall	1000m	800m	600m	400m	200m							
Section Times	1:09.53 [3] (0:14.24)	0:55.29 [6] (0:10.51)	0:44.78 [5] (0:10.47)	0:34.31 [4] (0:10.90)	0:23.41 [4] (0:11.29)	0:12.12 [3] (0:12.12)							
Average Speed [km/h]	50.4	68.0	69.1	66.7	63.8	59.5							
Top Speed [km/h]	64.9	69.2	69.8	68.5	65.6	61.9							
Avg. Dist. to Rail [m]	4.2	1.4	1.0	1.8	2.0	3.1							
Avg. Stride Freq. [Hz]	2.3	2.5	2.5	2.4	2.4	2.3							
Avg. Stride Length [m]	6.0	7.7	7.8	7.7	7.5	7.2							





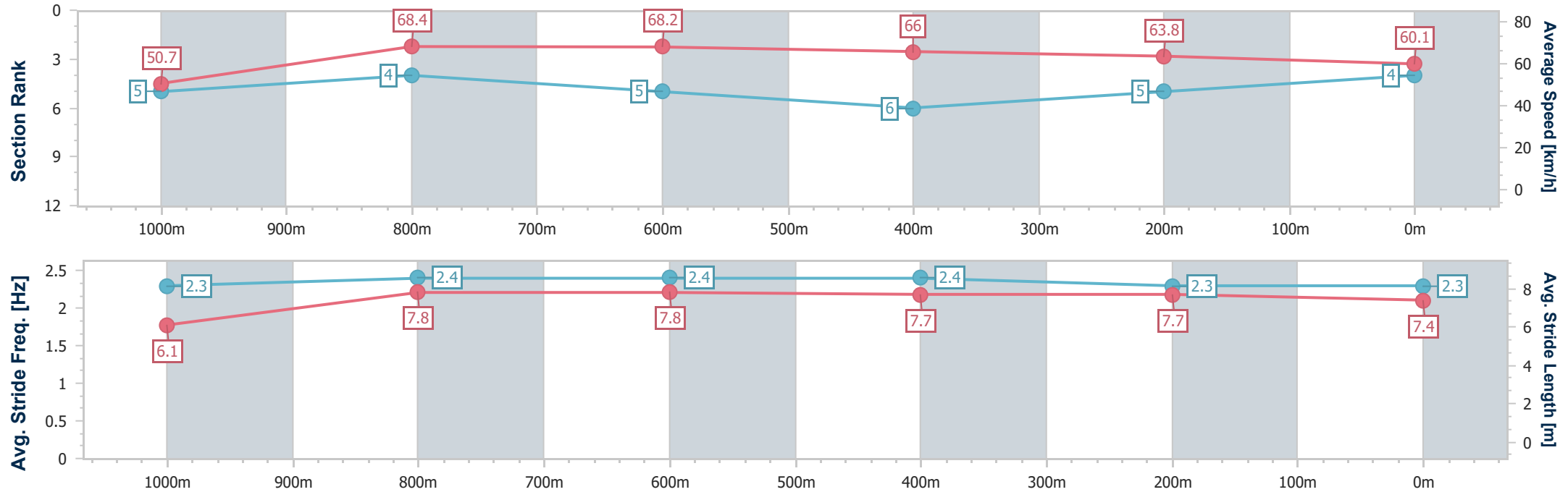
Horse/Jockey Name	Kathy's Beau
Final Rank	4
Fastest Section Time (Section)	0:10.45 (1000m)
Top Speed [km/h] (Section)	70.3 (800m)
Race State	Finished



TownsvilleProfessional
Race 7: GORDON'S PINK AMATEURS SPRINT OPEN Handicap
- 1200m
05 October 2025 - 16:05
Track Rating: Good 4, Weather: Fine, Rail Position: +6.0m 1000-
W/Post; +3.0m Remainder.



Section	Overall	1000m	800m	600m	400m	200m							
Section Times	1:09.54 [4] (0:14.15)	0:55.39 [5] (0:10.45)	0:44.94 [4] (0:10.64)	0:34.30 [5] (0:11.02)	0:23.28 [6] (0:11.30)	0:11.98 [5] (0:11.98)							
Average Speed [km/h]	50.7	68.4	68.2	66.0	63.8	60.1							
Top Speed [km/h]	68.3	69.2	70.3	67.8	65.7	63.1							
Avg. Dist. to Rail [m]	3.2	2.0	1.8	2.0	1.9	0.4							
Avg. Stride Freq. [Hz]	2.3	2.4	2.4	2.4	2.3	2.3							
Avg. Stride Length [m]	6.1	7.8	7.8	7.7	7.7	7.4							





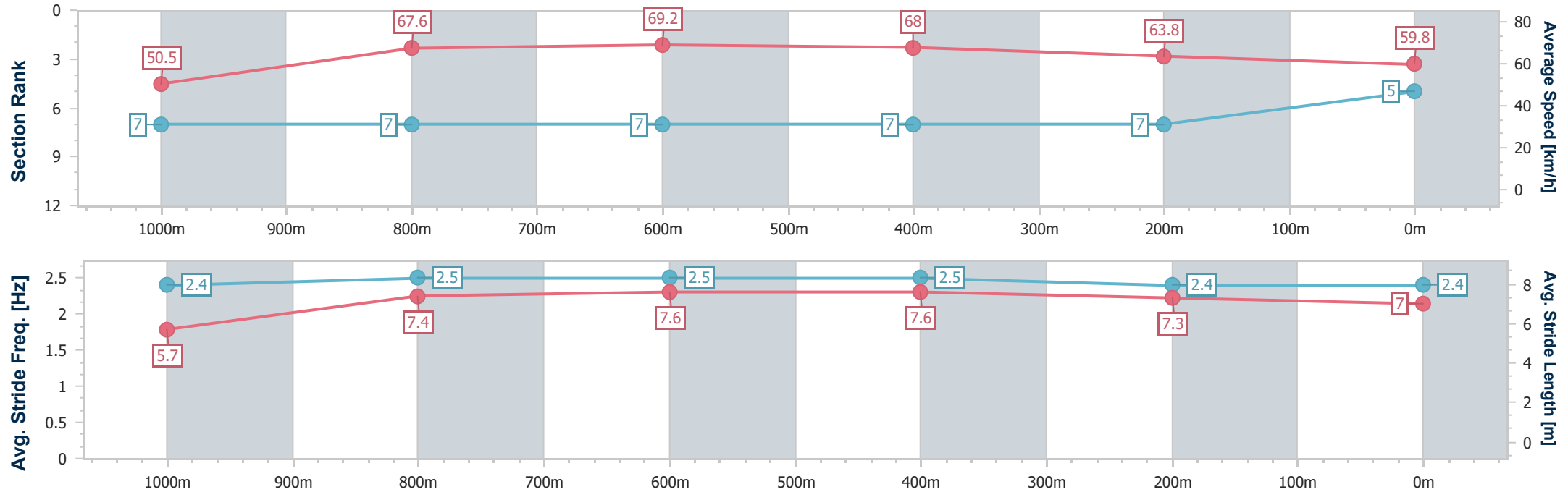
Horse/Jockey Name	Demon Award
Final Rank	5
Fastest Section Time (Section)	0:10.58 (800m)
Top Speed [km/h] (Section)	70.4 (800m)
Race State	Finished



TownsvilleProfessional
Race 7: GORDON'S PINK AMATEURS SPRINT OPEN Handicap
- 1200m
05 October 2025 - 16:05
Track Rating: Good 4, Weather: Fine, Rail Position: +6.0m 1000-
W/Post; +3.0m Remainder.



Section	Overall	1000m	800m	600m	400m	200m							
Section Times	1:09.67 [5] (0:14.27)	0:55.40 [7] (0:10.66)	0:44.74 [7] (0:10.58)	0:34.16 [7] (0:10.77)	0:23.39 [7] (0:11.36)	0:12.03 [7] (0:12.03)							
Average Speed [km/h]	50.5	67.6	69.2	68.0	63.8	59.8							
Top Speed [km/h]	66.7	68.7	70.4	70.1	66.0	62.2							
Avg. Dist. to Rail [m]	7.0	1.4	3.3	3.7	4.4	5.4							
Avg. Stride Freq. [Hz]	2.4	2.5	2.5	2.5	2.4	2.4							
Avg. Stride Length [m]	5.7	7.4	7.6	7.6	7.3	7.0							





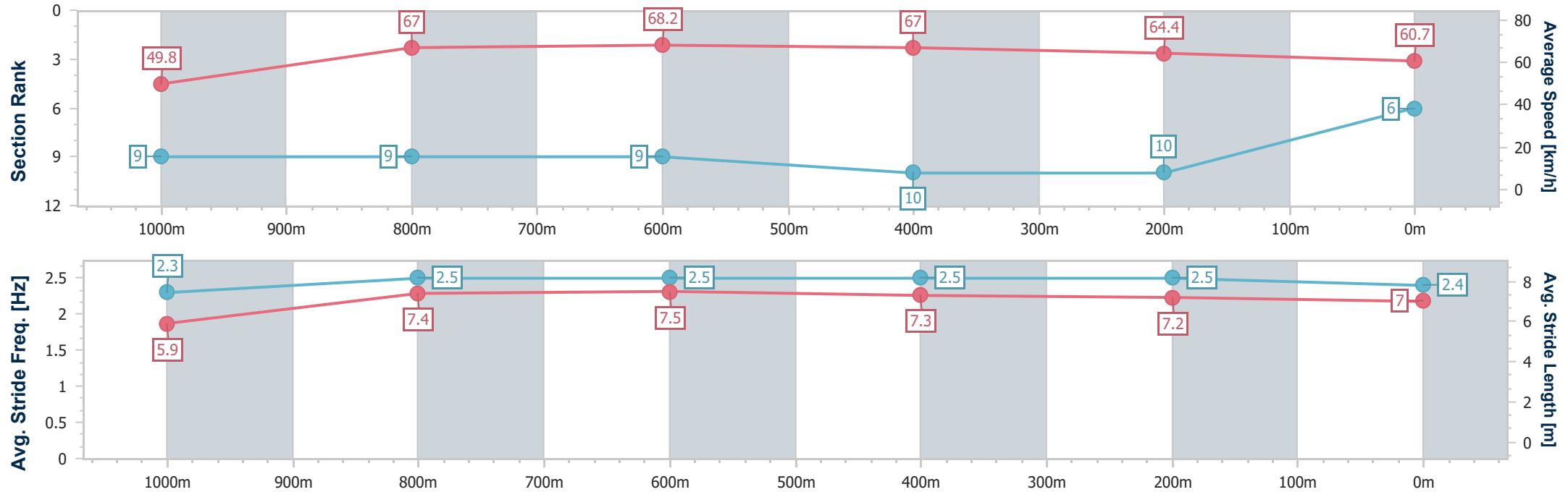
Horse/Jockey Name	Valenki
Final Rank	6
Fastest Section Time (Section)	0:10.61 (800m)
Top Speed [km/h] (Section)	69.3 (800m)
Race State	Finished



TownsvilleProfessional
Race 7: GORDON'S PINK AMATEURS SPRINT OPEN Handicap
- 1200m
05 October 2025 - 16:05
Track Rating: Good 4, Weather: Fine, Rail Position: +6.0m 1000-
W/Post; +3.0m Remainder.



Section	Overall	1000m	800m	600m	400m	200m								
Section Times	1:09.70 [6] (0:14.42)	0:55.28 [9] (0:10.64)	0:44.64 [9] (0:10.61)	0:34.03 [9] (0:10.95)	0:23.08 [10] (0:11.23)	0:11.85 [10] (0:11.85)								
Average Speed [km/h]	49.8	67.0	68.2	67.0	64.4	60.7								
Top Speed [km/h]	65.8	68.8	69.3	68.4	66.8	63.2								
Avg. Dist. to Rail [m]	5.2	1.5	1.1	3.7	3.0	5.9								
Avg. Stride Freq. [Hz]	2.3	2.5	2.5	2.5	2.5	2.4								
Avg. Stride Length [m]	5.9	7.4	7.5	7.3	7.2	7.0								



[] Ranking at each section and finish
- - - - - No data available at this section
NA No data available



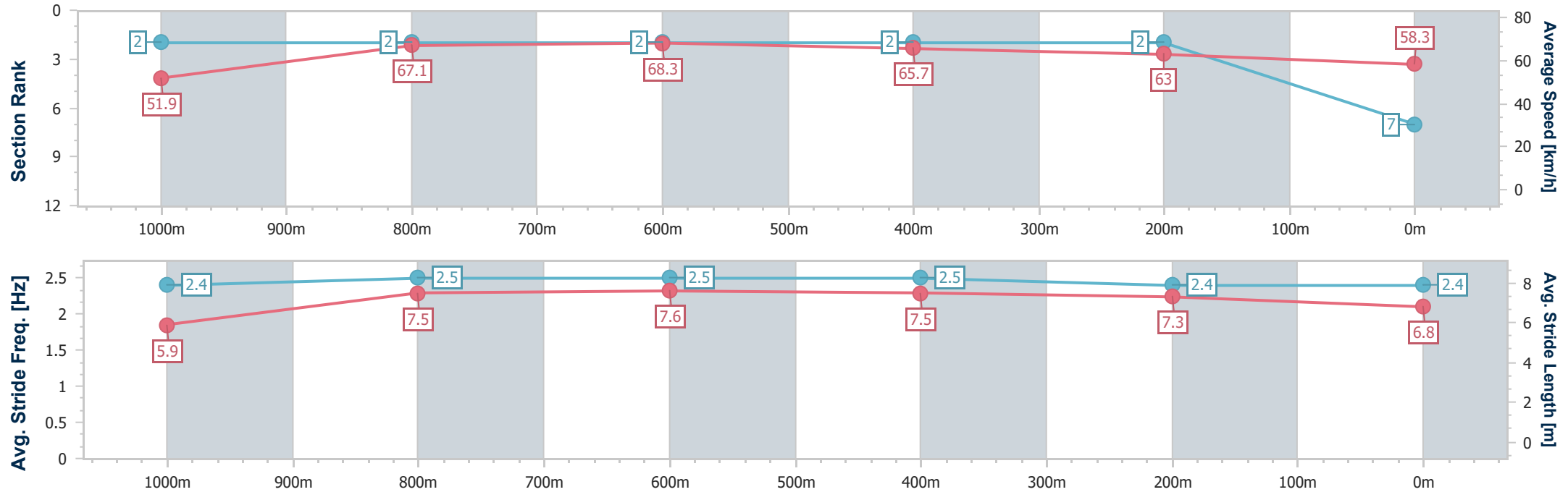
Horse/Jockey Name	Go Getaboy
Final Rank	7
Fastest Section Time (Section)	0:10.49 (800m)
Top Speed [km/h] (Section)	68.9 (800m)
Race State	Finished



TownsvilleProfessional
Race 7: GORDON'S PINK AMATEURS SPRINT OPEN Handicap
- 1200m
05 October 2025 - 16:05
Track Rating: Good 4, Weather: Fine, Rail Position: +6.0m 1000-
W/Post; +3.0m Remainder.



Section	Overall	1000m	800m	600m	400m	200m							
Section Times	1:09.72 [7] (0:13.83)	0:55.89 [2] (0:10.59)	0:45.30 [2] (0:10.49)	0:34.81 [2] (0:10.99)	0:23.82 [2] (0:11.45)	0:12.37 [2] (0:12.37)							
Average Speed [km/h]	51.9	67.1	68.3	65.7	63.0	58.3							
Top Speed [km/h]	68.1	68.1	68.9	67.8	64.5	60.6							
Avg. Dist. to Rail [m]	3.2	2.6	1.2	0.7	1.7	3.0							
Avg. Stride Freq. [Hz]	2.4	2.5	2.5	2.5	2.4	2.4							
Avg. Stride Length [m]	5.9	7.5	7.6	7.5	7.3	6.8							





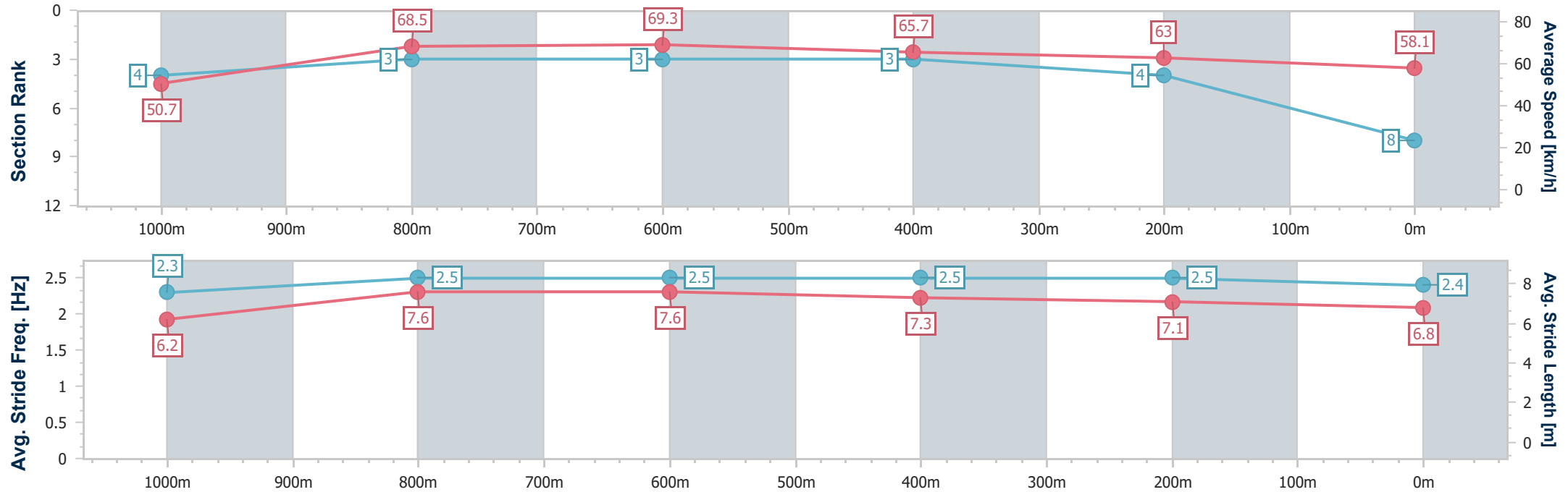
Horse/Jockey Name	Time To Prophet
Final Rank	8
Fastest Section Time (Section)	0:10.39 (1000m)
Top Speed [km/h] (Section)	70.6 (800m)
Race State	Finished



TownsvilleProfessional
Race 7: GORDON'S PINK AMATEURS SPRINT OPEN Handicap
- 1200m
05 October 2025 - 16:05
Track Rating: Good 4, Weather: Fine, Rail Position: +6.0m 1000-
W/Post; +3.0m Remainder.



Section	Overall	1000m	800m	600m	400m	200m							
Section Times	1:09.82 [8] (0:14.15)	0:55.67 [4] (0:10.39)	0:45.28 [3] (0:10.42)	0:34.86 [3] (0:11.04)	0:23.82 [3] (0:11.44)	0:12.38 [4] (0:12.38)							
Average Speed [km/h]	50.7	68.5	69.3	65.7	63.0	58.1							
Top Speed [km/h]	67.3	69.9	70.6	68.3	64.9	60.9							
Avg. Dist. to Rail [m]	2.9	2.2	1.0	1.7	0.5	2.3							
Avg. Stride Freq. [Hz]	2.3	2.5	2.5	2.5	2.5	2.4							
Avg. Stride Length [m]	6.2	7.6	7.6	7.3	7.1	6.8							





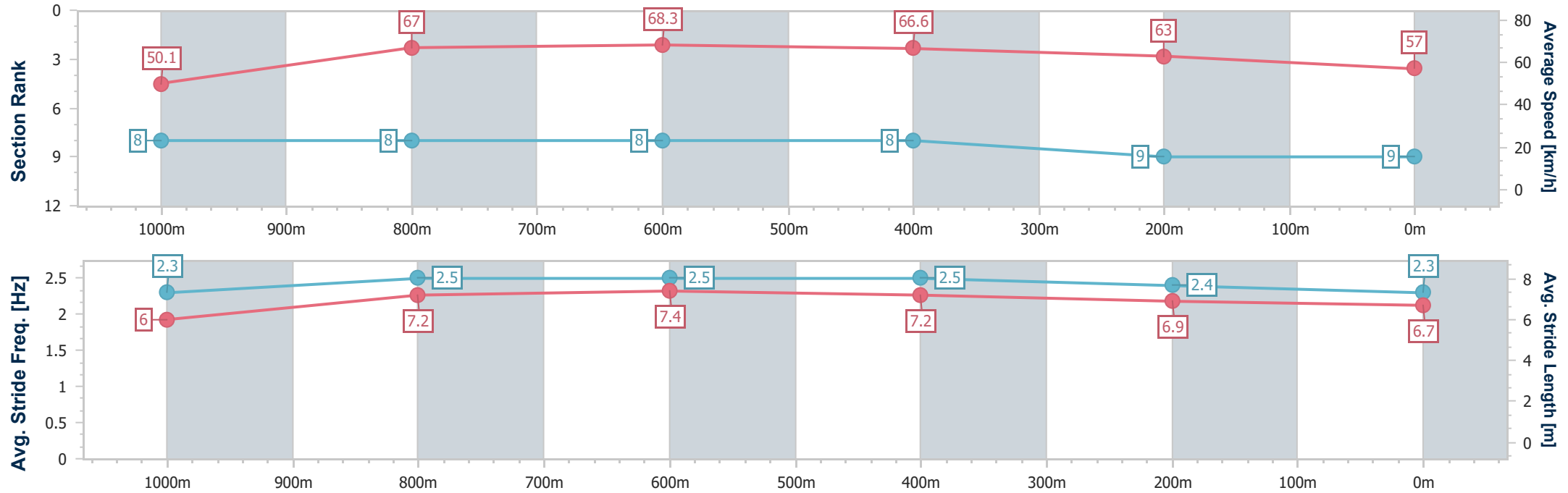
Horse/Jockey Name	To Love Somebody
Final Rank	9
Fastest Section Time (Section)	0:10.57 (800m)
Top Speed [km/h] (Section)	69.4 (800m)
Race State	Finished



TownsvilleProfessional
Race 7: GORDON'S PINK AMATEURS SPRINT OPEN Handicap
- 1200m
05 October 2025 - 16:05
Track Rating: Good 4, Weather: Fine, Rail Position: +6.0m 1000-
W/Post; +3.0m Remainder.



Section	Overall	1000m	800m	600m	400m	200m							
Section Times	1:10.47 [9] (0:14.31)	0:56.16 [8] (0:10.64)	0:45.52 [8] (0:10.57)	0:34.95 [8] (0:10.85)	0:24.10 [8] (0:11.46)	0:12.64 [9] (0:12.64)							
Average Speed [km/h]	50.1	67.0	68.3	66.6	63.0	57.0							
Top Speed [km/h]	65.8	68.0	69.4	68.5	64.7	60.5							
Avg. Dist. to Rail [m]	4.7	1.8	0.7	0.7	3.1	5.4							
Avg. Stride Freq. [Hz]	2.3	2.5	2.5	2.5	2.4	2.3							
Avg. Stride Length [m]	6.0	7.2	7.4	7.2	6.9	6.7							





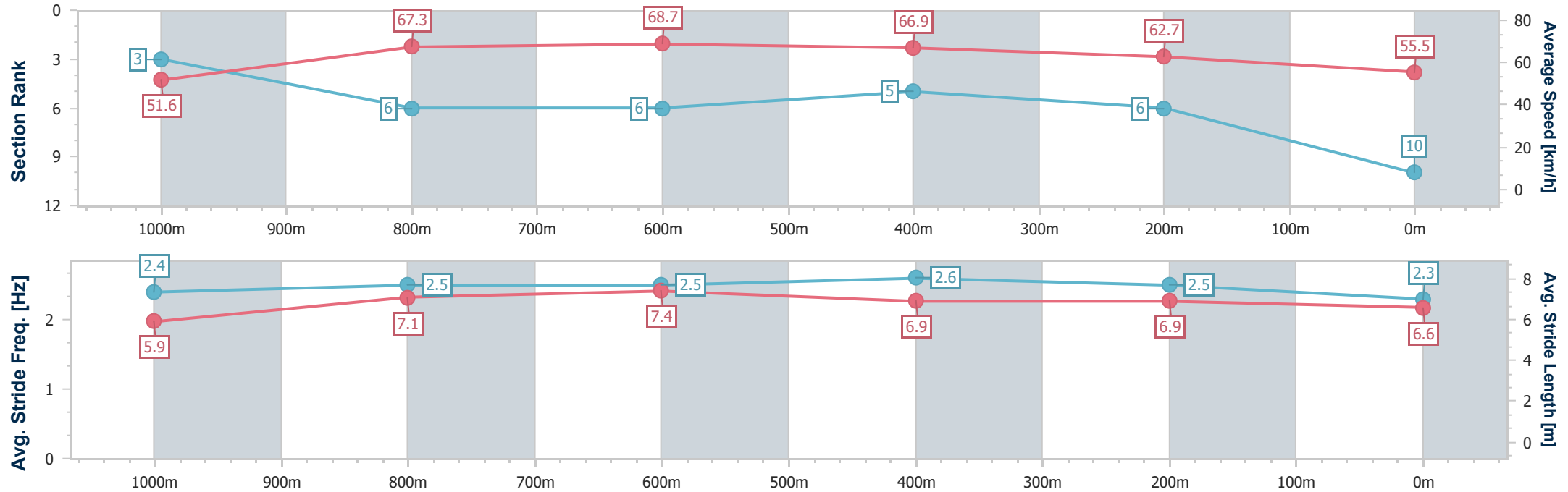
Horse/Jockey Name	Lady Rain
Final Rank	10
Fastest Section Time (Section)	0:10.58 (800m)
Top Speed [km/h] (Section)	69.7 (800m)
Race State	Finished



TownsvilleProfessional
Race 7: GORDON'S PINK AMATEURS SPRINT OPEN Handicap
- 1200m
05 October 2025 - 16:05
Track Rating: Good 4, Weather: Fine, Rail Position: +6.0m 1000-
W/Post; +3.0m Remainder.



Section	Overall	1000m	800m	600m	400m	200m							
Section Times	1:10.58 [10] (0:13.98)	0:56.60 [3] (0:10.78)	0:45.82 [6] (0:10.58)	0:35.24 [6] (0:10.79)	0:24.45 [5] (0:11.50)	0:12.95 [6] (0:12.95)							
Average Speed [km/h]	51.6	67.3	68.7	66.9	62.7	55.5							
Top Speed [km/h]	67.5	67.7	69.7	69.2	65.0	60.0							
Avg. Dist. to Rail [m]	6.8	1.7	2.0	0.5	2.0	4.0							
Avg. Stride Freq. [Hz]	2.4	2.5	2.5	2.6	2.5	2.3							
Avg. Stride Length [m]	5.9	7.1	7.4	6.9	6.9	6.6							





TownsvilleProfessional
Race 8: GREAT NORTHERN BREWING CO RATINGS BAND 0 - 55
Handicap - 1200m
05 October 2025 - 16:36



Track Rating: Good 4, Weather: Fine, Rail Position: +6.0m 1000-W/Post; +3.0m Remainder.

Section		Overall				1000m	800m	600m	400m	200m	Last 600m		
Field Times		1:10.17				0:56.49	0:46.04	0:35.29	0:24.34	0:12.68	0:35.29		
		(0:13.68)				(0:10.45)	(0:10.75)	(0:10.95)	(0:11.66)	(0:12.68)			
Rank	TAB	Horse/Jockey	Barrier	Top Speed [km/h]	Fastest Section						Margin	Distance Travelled [m]	
1	5	MR POLAR	16	70.4	0:10.41	1:10.17 [1]	0:56.45 [2]	0:46.04 [1]	0:35.29 [1]	0:24.34 [1]	0:12.68 [1]	1:10.17	0:35.29
		Morgan Butler		1000m	1000m	(0:13.72)	(0:10.41)	(0:10.75)	(0:10.95)	(0:11.66)	(0:12.68)		
2	7	VANCOUVER BAY	10	68.9	0:10.67	1:10.22 [2]	0:56.23 [5]	0:45.27 [5]	0:34.60 [5]	0:23.55 [5]	0:12.10 [3]	0.35L	0:34.60 +4
		Gabrielle Semmens		800m	800m	(0:13.99)	(0:10.96)	(0:10.67)	(0:11.05)	(0:11.45)	(0:12.10)		
3	14	FONEELEVEN	11	68.8	0:10.74	1:10.27 [3]	0:56.28 [4]	0:45.54 [4]	0:34.77 [3]	0:23.76 [3]	0:12.30 [2]	0.68L	0:34.77 +1
		Ivo Fry		800m	1000m	(0:13.99)	(0:10.74)	(0:10.77)	(0:11.01)	(0:11.46)	(0:12.30)		
4	13	LET'S RIDE	1	68.8	0:10.77	1:10.30 [4]	0:56.09 [6]	0:45.16 [6]	0:34.39 [6]	0:23.34 [6]	0:12.02 [6]	0.81L	0:34.39 +6
		Sean Cormack		800m	800m	(0:14.21)	(0:10.93)	(0:10.77)	(0:11.05)	(0:11.32)	(0:12.02)		
5	10	SPRING'S GIFT	8	67.3	0:10.81	1:10.47 [5]	0:55.91 [9]	0:44.99 [9]	0:34.18 [10]	0:23.23 [9]	0:11.96 [9]	1.86L	0:34.18 +2
		Olivia Kendal		600m	800m	(0:14.56)	(0:10.92)	(0:10.81)	(0:10.95)	(0:11.27)	(0:11.96)		
6	3	OUR IMPACT	2	68.2	0:10.85	1:10.48 [6]	0:56.08 [8]	0:45.23 [7]	0:34.33 [8]	0:23.41 [8]	0:12.16 [7]	1.89L	0:34.33 +0
		Aidan Holt		800m	1000m	(0:14.40)	(0:10.85)	(0:10.90)	(0:10.92)	(0:11.25)	(0:12.16)		
7	2	MATTEI	15	69.0	0:10.82	1:10.48 [7]	0:55.38 [13]	0:44.54 [13]	0:33.71 [13]	0:22.89 [13]	0:11.56 [13]	1.91L	0:33.71 +7
		Chelsea Jokic		1000m	600m	(0:15.10)	(0:10.84)	(0:10.83)	(0:10.82)	(0:11.33)	(0:11.56)		
8	6	PRIDE OF THE BIG FISH	9	69.1	0:10.82	1:10.65 [8]	0:56.77 [3]	0:45.93 [3]	0:35.11 [4]	0:24.09 [4]	0:12.49 [4]	2.82L	0:35.11 +3
		Adam Sewell		800m	800m	(0:13.88)	(0:10.84)	(0:10.82)	(0:11.02)	(0:11.60)	(0:12.49)		
9	1	ALBANIAN BAY	3	69.0	0:10.78	1:10.67 [9]	0:55.85 [12]	0:45.07 [11]	0:34.27 [11]	0:23.27 [11]	0:12.08 [10]	2.99L	0:34.27 +8
		Graham Kliese		800m	1000m	(0:14.82)	(0:10.78)	(0:10.80)	(0:11.00)	(0:11.19)	(0:12.08)		
10	11	VEGAMEISTER	13	70.0	0:10.84	1:10.74 [10]	0:55.94 [11]	0:45.02 [12]	0:34.12 [12]	0:23.28 [12]	0:11.95 [11]	3.4L	0:34.12 +8
		Ron Stewart		800m	600m	(0:14.80)	(0:10.92)	(0:10.90)	(0:10.84)	(0:11.33)	(0:11.95)		

Scratched: Purpose 'N' Vision (#9), White Arendelle (#17), Grinzing Burg (#15), South Bullaway (#16)



Townsville Professional
Race 8: GREAT NORTHERN BREWING CO RATINGS BAND 0 - 55
Handicap - 1200m
05 October 2025 - 16:36



Track Rating: Good 4, Weather: Fine, Rail Position: +6.0m 1000-W/Post; +3.0m Remainder.

Section						Overall	1000m	800m	600m	400m	200m	Last 600m		
Field Times						1:10.17 (0:13.68)	0:56.49 (0:10.45)	0:46.04 (0:10.75)	0:35.29 (0:10.95)	0:24.34 (0:11.66)	0:12.68 (0:12.68)	0:35.29		
Rank	TAB	Horse/Jockey	Barrier	Top Speed [km/h]	Fastest Section							Margin	Distance Travelled [m]	
11	12	CRAICARO	17	68.0	0:10.72	1:10.85 [11]	0:56.50 [7]	0:45.55 [8]	0:34.83 [7]	0:23.81 [7]	0:12.37 [8]	4.08L	0:34.83	+4
		Jackson Murphy		800m	800m	(0:14.35)	(0:10.95)	(0:10.72)	(0:11.02)	(0:11.44)	(0:12.37)			
12	4	BUBBLES'N'FROTH	7	68.1	0:10.67	1:10.87 [12]	0:56.17 [10]	0:45.36 [10]	0:34.69 [9]	0:23.62 [10]	0:11.99 [12]	4.2L	0:34.69	+1
		Wanderson D'Avila		800m	800m	(0:14.70)	(0:10.81)	(0:10.67)	(0:11.07)	(0:11.63)	(0:11.99)			
13	8	DIAMOND LUCY	14	69.7	0:10.78	1:11.53 [13]	0:57.85 [1]	0:47.07 [2]	0:36.23 [2]	0:25.22 [2]	0:13.30 [5]	8.09L	0:36.23	+1
		Jason Taylor		1000m	1000m	(0:13.68)	(0:10.78)	(0:10.84)	(0:11.01)	(0:11.92)	(0:13.30)			

Scratched: Purpose 'N' Vision (#9), White Arendelle (#17), Grinzinger Burg (#15), South Bullaway (#16)



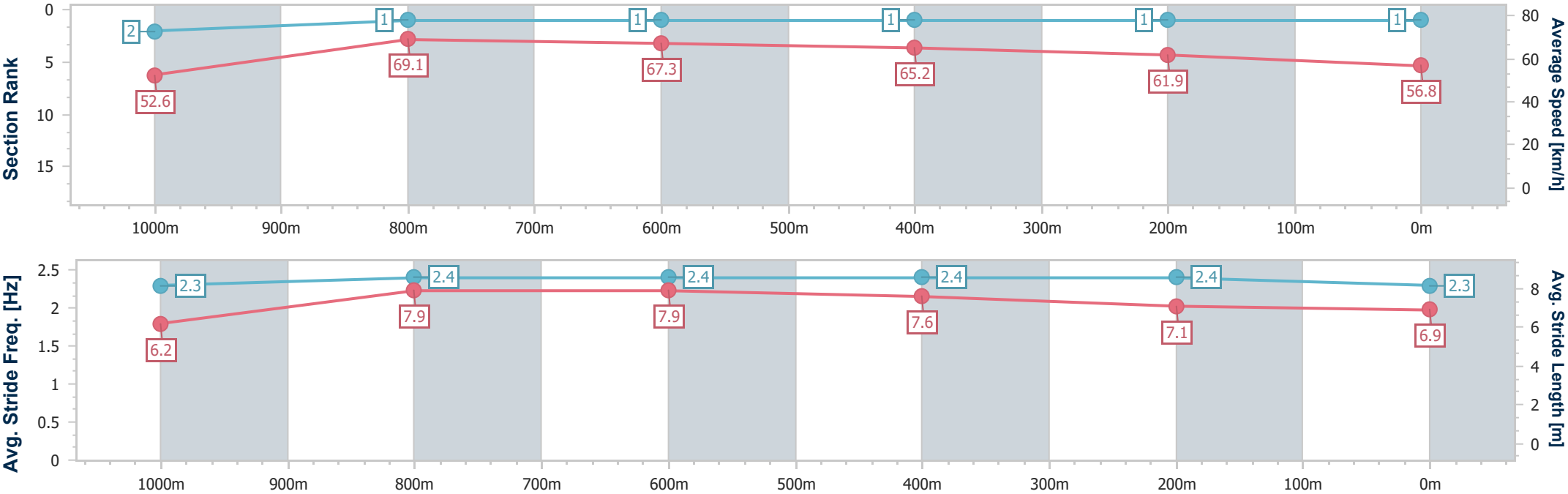
Horse/Jockey Name	Mr Polar
Final Rank	1
Fastest Section Time (Section)	0:10.41 (1000m)
Top Speed [km/h] (Section)	70.4 (1000m)
Race State	Finished



TownsvilleProfessional
Race 8: GREAT NORTHERN BREWING CO RATINGS BAND 0 -
55 Handicap - 1200m
05 October 2025 - 16:36
Track Rating: Good 4, Weather: Fine, Rail Position: +6.0m 1000-
W/Post; +3.0m Remainder.



Section	Overall	1000m	800m	600m	400m	200m								
Section Times	1:10.17 [1] (0:13.72)	0:56.45 [2] (0:10.41)	0:46.04 [1] (0:10.75)	0:35.29 [1] (0:10.95)	0:24.34 [1] (0:11.66)	0:12.68 [1] (0:12.68)								
Average Speed [km/h]	52.6	69.1	67.3	65.2	61.9	56.8								
Top Speed [km/h]	68.8	70.4	69.4	66.5	63.9	60.6								
Avg. Dist. to Rail [m]	8.8	0.9	1.1	1.3	1.1	1.1								
Avg. Stride Freq. [Hz]	2.3	2.4	2.4	2.4	2.4	2.3								
Avg. Stride Length [m]	6.2	7.9	7.9	7.6	7.1	6.9								





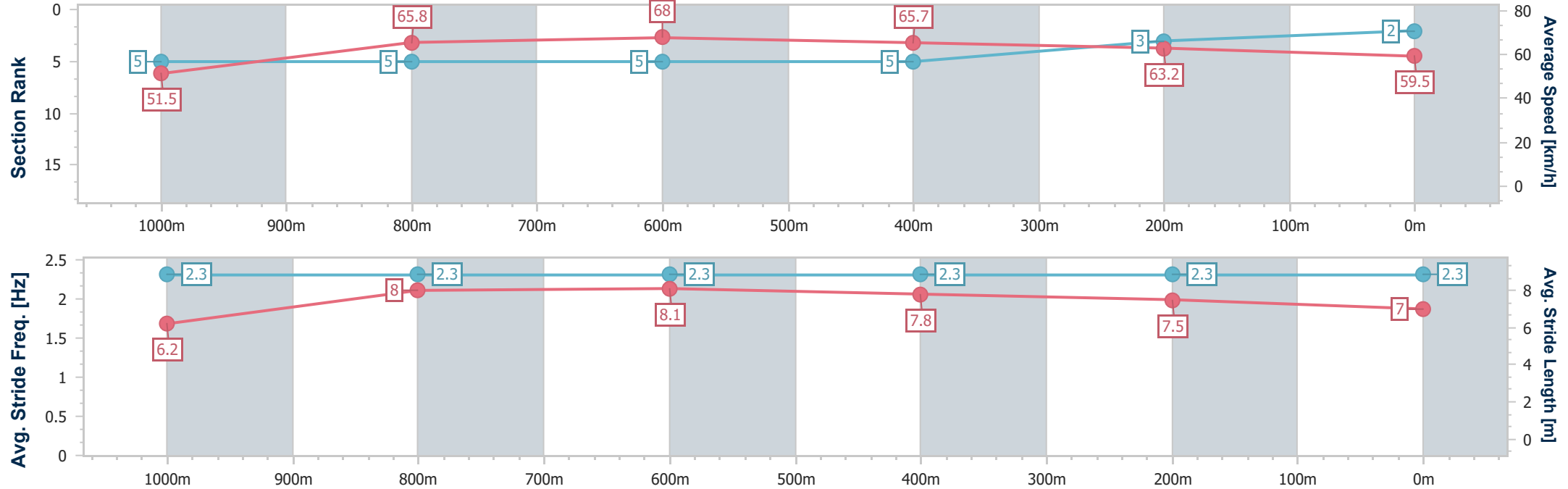
Horse/Jockey Name	Vancouver Bay
Final Rank	2
Fastest Section Time (Section)	0:10.67 (800m)
Top Speed [km/h] (Section)	68.9 (800m)
Race State	Finished



TownsvilleProfessional
Race 8: GREAT NORTHERN BREWING CO RATINGS BAND 0 -
55 Handicap - 1200m
05 October 2025 - 16:36
Track Rating: Good 4, Weather: Fine, Rail Position: +6.0m 1000-
W/Post; +3.0m Remainder.



Section	Overall	1000m	800m	600m	400m	200m								
Section Times	1:10.22 [2] (0:13.99)	0:56.23 [5] (0:10.96)	0:45.27 [5] (0:10.67)	0:34.60 [5] (0:11.05)	0:23.55 [5] (0:11.45)	0:12.10 [3] (0:12.10)								
Average Speed [km/h]	51.5	65.8	68.0	65.7	63.2	59.5								
Top Speed [km/h]	65.8	67.7	68.9	67.7	64.3	61.4								
Avg. Dist. to Rail [m]	5.1	1.5	1.3	1.8	4.1	4.3								
Avg. Stride Freq. [Hz]	2.3	2.3	2.3	2.3	2.3	2.3								
Avg. Stride Length [m]	6.2	8.0	8.1	7.8	7.5	7.0								



[] Ranking at each section and finish
- - - - No data available at this section
NA No data available



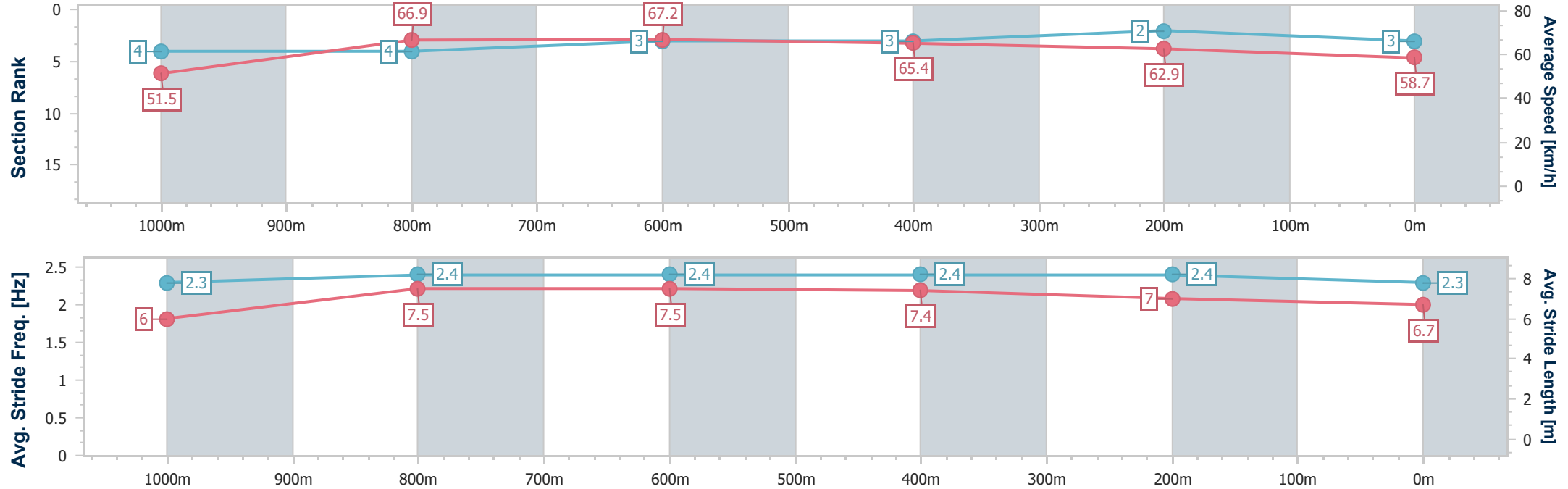
Horse/Jockey Name	Foneeleven
Final Rank	3
Fastest Section Time (Section)	0:10.74 (1000m)
Top Speed [km/h] (Section)	68.8 (800m)
Race State	Finished



TownsvilleProfessional
Race 8: GREAT NORTHERN BREWING CO RATINGS BAND 0 -
55 Handicap - 1200m
05 October 2025 - 16:36
Track Rating: Good 4, Weather: Fine, Rail Position: +6.0m 1000-
W/Post; +3.0m Remainder.



Section	Overall	1000m	800m	600m	400m	200m								
Section Times	1:10.27 [3] (0:13.99)	0:56.28 [4] (0:10.74)	0:45.54 [4] (0:10.77)	0:34.77 [3] (0:11.01)	0:23.76 [3] (0:11.46)	0:12.30 [2] (0:12.30)								
Average Speed [km/h]	51.5	66.9	67.2	65.4	62.9	58.7								
Top Speed [km/h]	67.8	67.9	68.8	66.4	64.3	60.9								
Avg. Dist. to Rail [m]	5.8	1.1	0.9	0.5	2.0	3.1								
Avg. Stride Freq. [Hz]	2.3	2.4	2.4	2.4	2.4	2.3								
Avg. Stride Length [m]	6.0	7.5	7.5	7.4	7.0	6.7								





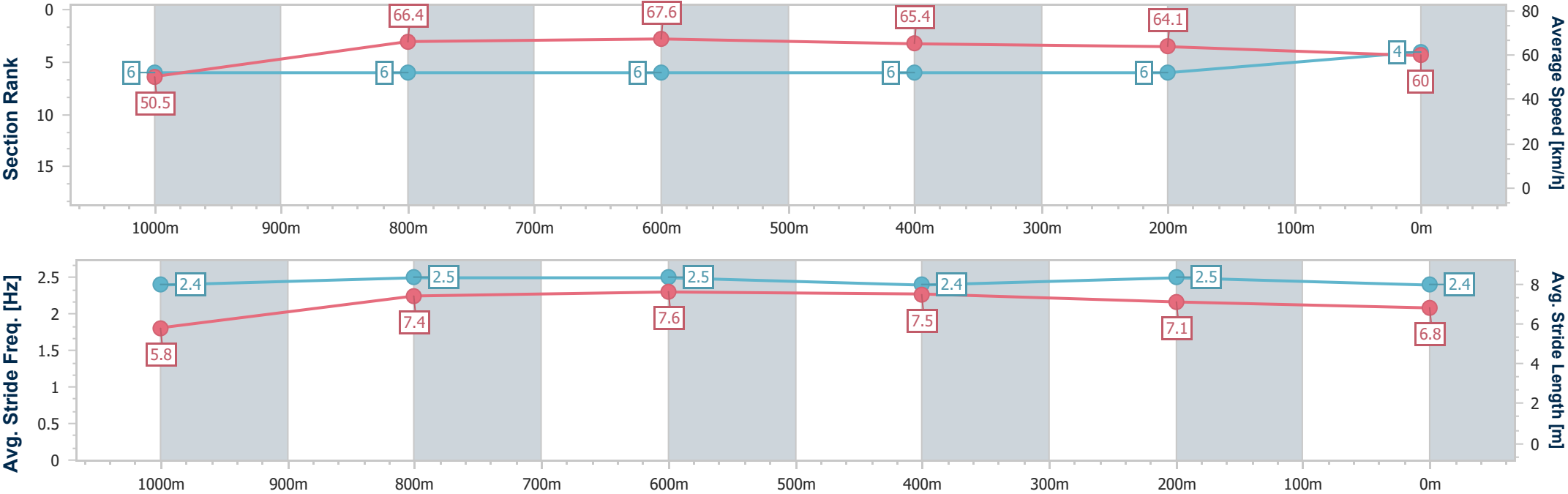
Horse/Jockey Name	Let's Ride
Final Rank	4
Fastest Section Time (Section)	0:10.77 (800m)
Top Speed [km/h] (Section)	68.8 (800m)
Race State	Finished



TownsvilleProfessional
Race 8: GREAT NORTHERN BREWING CO RATINGS BAND 0 -
55 Handicap - 1200m
05 October 2025 - 16:36
Track Rating: Good 4, Weather: Fine, Rail Position: +6.0m 1000-
W/Post; +3.0m Remainder.



Section	Overall	1000m	800m	600m	400m	200m								
Section Times	1:10.30 [4] (0:14.21)	0:56.09 [6] (0:10.93)	0:45.16 [6] (0:10.77)	0:34.39 [6] (0:11.05)	0:23.34 [6] (0:11.32)	0:12.02 [6] (0:12.02)								
Average Speed [km/h]	50.5	66.4	67.6	65.4	64.1	60.0								
Top Speed [km/h]	65.0	67.5	68.8	66.9	65.5	62.2								
Avg. Dist. to Rail [m]	2.7	2.4	2.4	1.1	5.6	6.5								
Avg. Stride Freq. [Hz]	2.4	2.5	2.5	2.4	2.5	2.4								
Avg. Stride Length [m]	5.8	7.4	7.6	7.5	7.1	6.8								





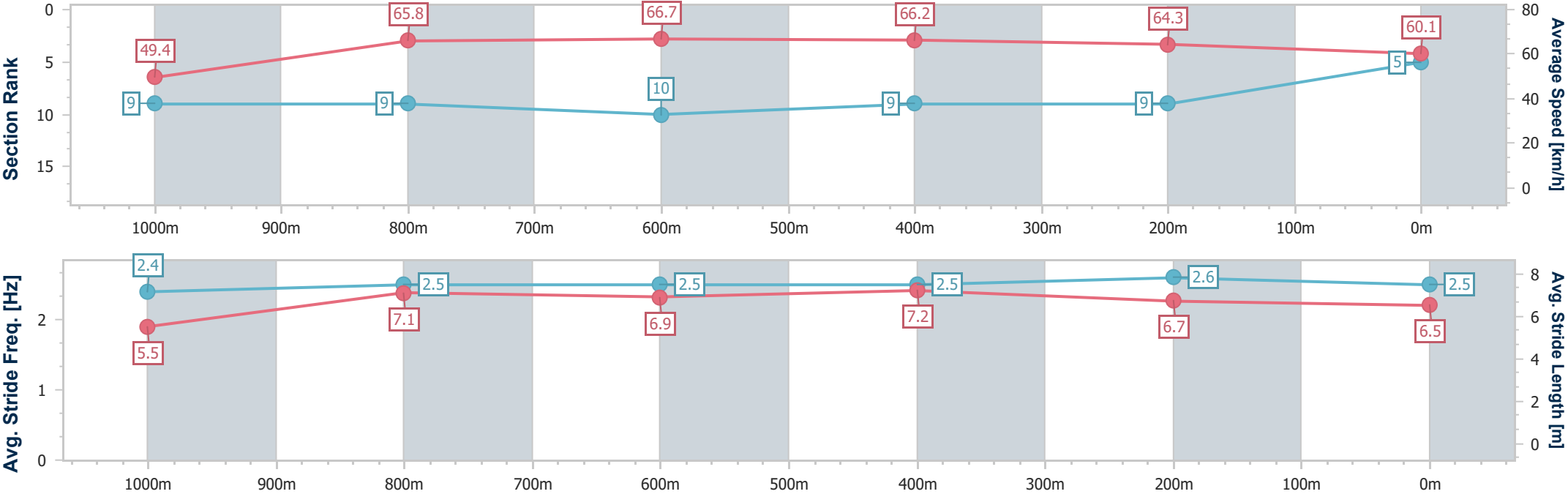
Horse/Jockey Name	Spring's Gift
Final Rank	5
Fastest Section Time (Section)	0:10.81 (800m)
Top Speed [km/h] (Section)	67.3 (600m)
Race State	Finished



TownsvilleProfessional
Race 8: GREAT NORTHERN BREWING CO RATINGS BAND 0 -
55 Handicap - 1200m
05 October 2025 - 16:36
Track Rating: Good 4, Weather: Fine, Rail Position: +6.0m 1000-
W/Post; +3.0m Remainder.



Section	Overall	1000m	800m	600m	400m	200m								
Section Times	1:10.47 [5] (0:14.56)	0:55.91 [9] (0:10.92)	0:44.99 [9] (0:10.81)	0:34.18 [10] (0:10.95)	0:23.23 [9] (0:11.27)	0:11.96 [9] (0:11.96)								
Average Speed [km/h]	49.4	65.8	66.7	66.2	64.3	60.1								
Top Speed [km/h]	64.1	66.9	67.2	67.3	66.4	62.9								
Avg. Dist. to Rail [m]	3.7	1.1	0.7	1.3	4.0	6.7								
Avg. Stride Freq. [Hz]	2.4	2.5	2.5	2.5	2.6	2.5								
Avg. Stride Length [m]	5.5	7.1	6.9	7.2	6.7	6.5								





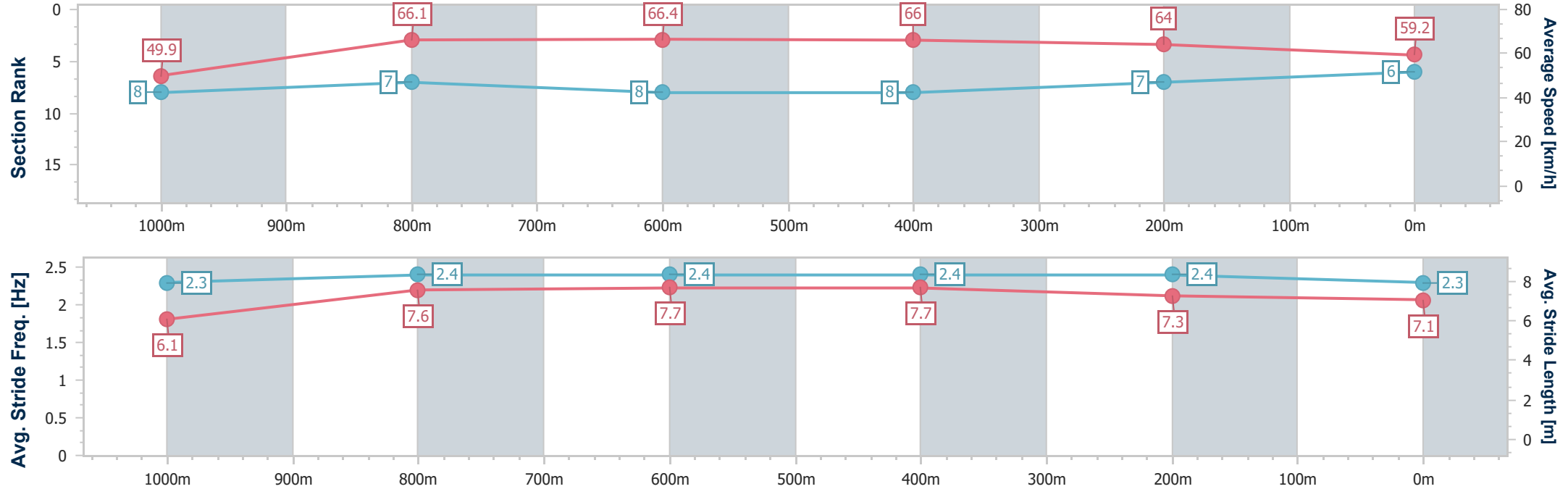
Horse/Jockey Name	Our Impact
Final Rank	6
Fastest Section Time (Section)	0:10.85 (1000m)
Top Speed [km/h] (Section)	68.2 (800m)
Race State	Finished



TownsvilleProfessional
Race 8: GREAT NORTHERN BREWING CO RATINGS BAND 0 -
55 Handicap - 1200m
05 October 2025 - 16:36
Track Rating: Good 4, Weather: Fine, Rail Position: +6.0m 1000-
W/Post; +3.0m Remainder.



Section	Overall	1000m	800m	600m	400m	200m								
Section Times	1:10.48 [6] (0:14.40)	0:56.08 [8] (0:10.85)	0:45.23 [7] (0:10.90)	0:34.33 [8] (0:10.92)	0:23.41 [8] (0:11.25)	0:12.16 [7] (0:12.16)								
Average Speed [km/h]	49.9	66.1	66.4	66.0	64.0	59.2								
Top Speed [km/h]	65.3	68.1	68.2	66.7	65.6	61.6								
Avg. Dist. to Rail [m]	3.0	1.5	0.8	0.4	2.3	4.1								
Avg. Stride Freq. [Hz]	2.3	2.4	2.4	2.4	2.4	2.3								
Avg. Stride Length [m]	6.1	7.6	7.7	7.7	7.3	7.1								



[] Ranking at each section and finish
- - - - No data available at this section
NA No data available



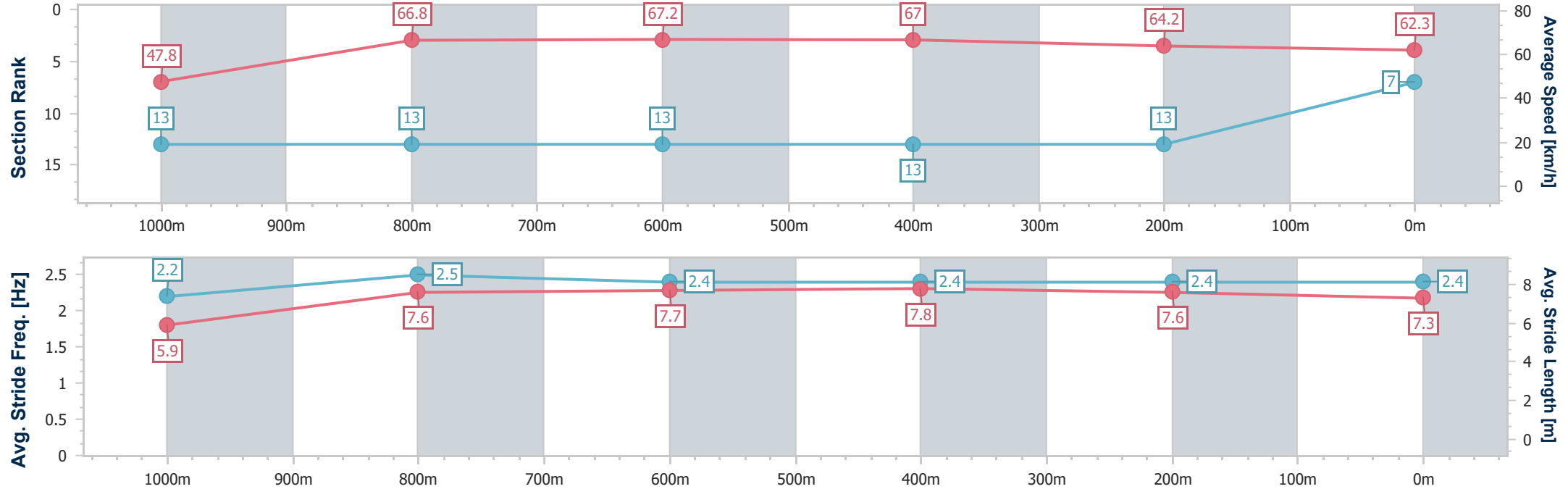
Horse/Jockey Name	Mattei
Final Rank	7
Fastest Section Time (Section)	0:10.82 (600m)
Top Speed [km/h] (Section)	69.0 (1000m)
Race State	Finished



TownsvilleProfessional
Race 8: GREAT NORTHERN BREWING CO RATINGS BAND 0 -
55 Handicap - 1200m
05 October 2025 - 16:36
Track Rating: Good 4, Weather: Fine, Rail Position: +6.0m 1000-
W/Post; +3.0m Remainder.



Section	Overall	1000m	800m	600m	400m	200m								
Section Times	1:10.48 [7] (0:15.10)	0:55.38 [13] (0:10.84)	0:44.54 [13] (0:10.83)	0:33.71 [13] (0:10.82)	0:22.89 [13] (0:11.33)	0:11.56 [13] (0:11.56)								
Average Speed [km/h]	47.8	66.8	67.2	67.0	64.2	62.3								
Top Speed [km/h]	64.0	69.0	68.3	69.0	65.5	63.9								
Avg. Dist. to Rail [m]	7.4	2.2	2.3	1.6	6.6	10.2								
Avg. Stride Freq. [Hz]	2.2	2.5	2.4	2.4	2.4	2.4								
Avg. Stride Length [m]	5.9	7.6	7.7	7.8	7.6	7.3								





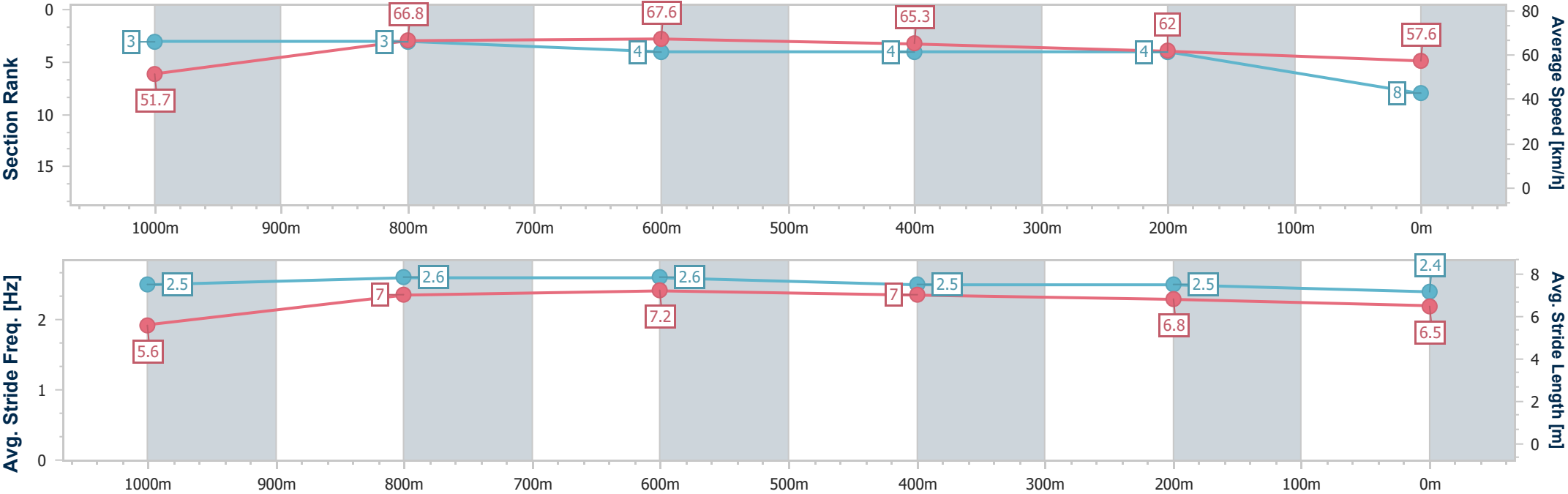
Horse/Jockey Name	Prideofthebigfish
Final Rank	8
Fastest Section Time (Section)	0:10.82 (800m)
Top Speed [km/h] (Section)	69.1 (800m)
Race State	Finished



TownsvilleProfessional
Race 8: GREAT NORTHERN BREWING CO RATINGS BAND 0 -
55 Handicap - 1200m
05 October 2025 - 16:36
Track Rating: Good 4, Weather: Fine, Rail Position: +6.0m 1000-
W/Post; +3.0m Remainder.



Section	Overall	1000m	800m	600m	400m	200m							
Section Times	1:10.65 [8] (0:13.88)	0:56.77 [3] (0:10.84)	0:45.93 [3] (0:10.82)	0:35.11 [4] (0:11.02)	0:24.09 [4] (0:11.60)	0:12.49 [4] (0:12.49)							
Average Speed [km/h]	51.7	66.8	67.6	65.3	62.0	57.6							
Top Speed [km/h]	66.5	67.8	69.1	66.2	62.9	59.8							
Avg. Dist. to Rail [m]	4.2	2.1	3.2	0.6	1.0	0.6							
Avg. Stride Freq. [Hz]	2.5	2.6	2.6	2.5	2.5	2.4							
Avg. Stride Length [m]	5.6	7.0	7.2	7.0	6.8	6.5							





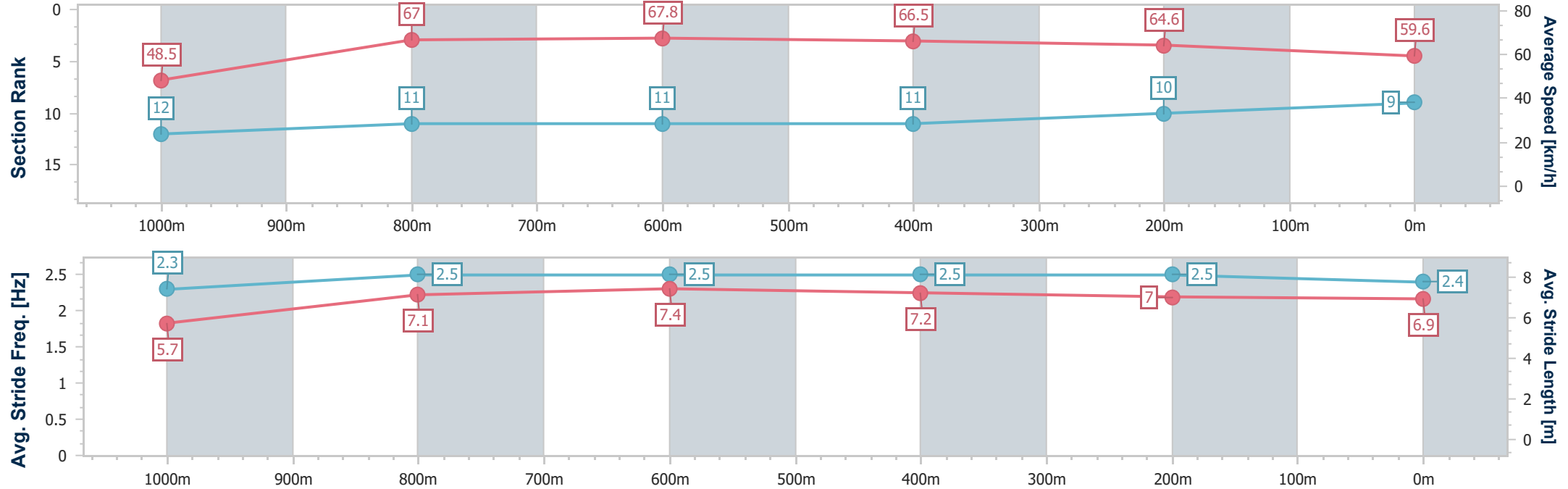
Horse/Jockey Name	Albanian Bay
Final Rank	9
Fastest Section Time (Section)	0:10.78 (1000m)
Top Speed [km/h] (Section)	69.0 (800m)
Race State	Finished



TownsvilleProfessional
Race 8: GREAT NORTHERN BREWING CO RATINGS BAND 0 -
55 Handicap - 1200m
05 October 2025 - 16:36
Track Rating: Good 4, Weather: Fine, Rail Position: +6.0m 1000-
W/Post; +3.0m Remainder.



Section	Overall	1000m	800m	600m	400m	200m								
Section Times	1:10.67 [9] (0:14.82)	0:55.85 [12] (0:10.78)	0:45.07 [11] (0:10.80)	0:34.27 [11] (0:11.00)	0:23.27 [11] (0:11.19)	0:12.08 [10] (0:12.08)								
Average Speed [km/h]	48.5	67.0	67.8	66.5	64.6	59.6								
Top Speed [km/h]	64.0	68.8	69.0	67.3	66.2	63.0								
Avg. Dist. to Rail [m]	3.3	1.6	3.6	3.2	2.5	1.9								
Avg. Stride Freq. [Hz]	2.3	2.5	2.5	2.5	2.5	2.4								
Avg. Stride Length [m]	5.7	7.1	7.4	7.2	7.0	6.9								





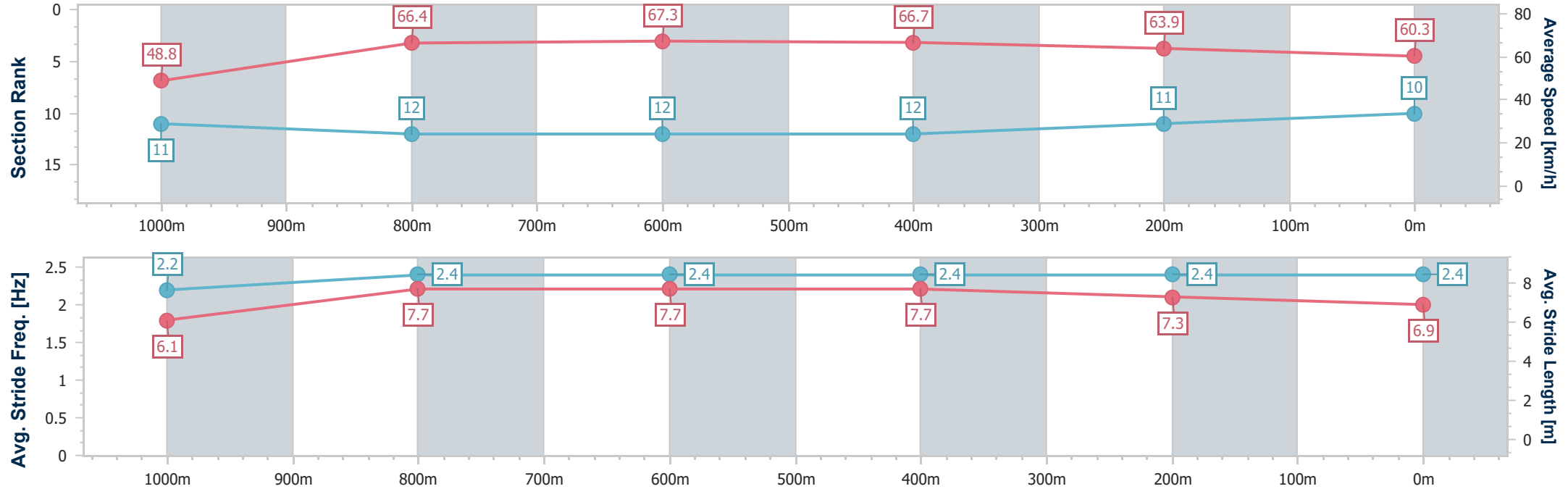
Horse/Jockey Name	Vegameister
Final Rank	10
Fastest Section Time (Section)	0:10.84 (600m)
Top Speed [km/h] (Section)	70.0 (800m)
Race State	Finished



TownsvilleProfessional
Race 8: GREAT NORTHERN BREWING CO RATINGS BAND 0 -
55 Handicap - 1200m
05 October 2025 - 16:36
Track Rating: Good 4, Weather: Fine, Rail Position: +6.0m 1000-
W/Post; +3.0m Remainder.



Section	Overall	1000m	800m	600m	400m	200m								
Section Times	1:10.74 [10] (0:14.80)	0:55.94 [11] (0:10.92)	0:45.02 [12] (0:10.90)	0:34.12 [12] (0:10.84)	0:23.28 [12] (0:11.33)	0:11.95 [11] (0:11.95)								
Average Speed [km/h]	48.8	66.4	67.3	66.7	63.9	60.3								
Top Speed [km/h]	64.3	69.5	70.0	68.5	65.2	63.5								
Avg. Dist. to Rail [m]	6.1	2.4	3.8	1.1	4.5	5.6								
Avg. Stride Freq. [Hz]	2.2	2.4	2.4	2.4	2.4	2.4								
Avg. Stride Length [m]	6.1	7.7	7.7	7.7	7.3	6.9								





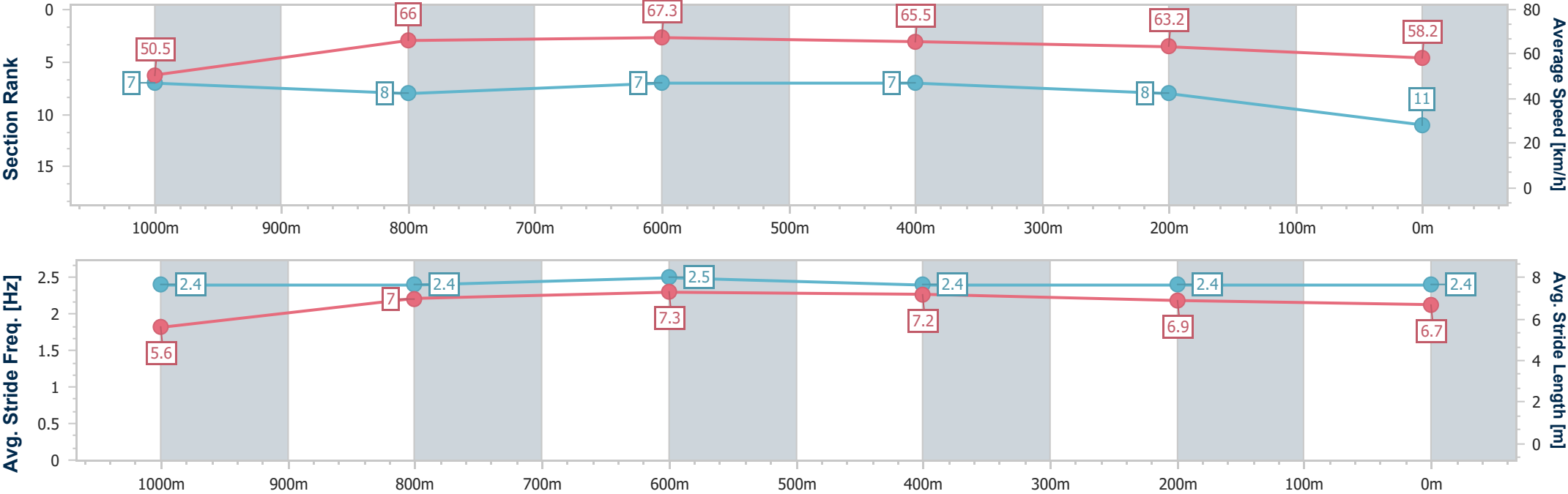
Horse/Jockey Name	Craicaro
Final Rank	11
Fastest Section Time (Section)	0:10.72 (800m)
Top Speed [km/h] (Section)	68.0 (800m)
Race State	Finished



TownsvilleProfessional
Race 8: GREAT NORTHERN BREWING CO RATINGS BAND 0 -
55 Handicap - 1200m
05 October 2025 - 16:36
Track Rating: Good 4, Weather: Fine, Rail Position: +6.0m 1000-
W/Post; +3.0m Remainder.



Section	Overall	1000m	800m	600m	400m	200m							
Section Times	1:10.85 [11] (0:14.35)	0:56.50 [7] (0:10.95)	0:45.55 [8] (0:10.72)	0:34.83 [7] (0:11.02)	0:23.81 [7] (0:11.44)	0:12.37 [8] (0:12.37)							
Average Speed [km/h]	50.5	66.0	67.3	65.5	63.2	58.2							
Top Speed [km/h]	66.9	67.0	68.0	67.5	63.9	61.8							
Avg. Dist. to Rail [m]	10.0	1.1	0.5	0.6	4.5	7.2							
Avg. Stride Freq. [Hz]	2.4	2.4	2.5	2.4	2.4	2.4							
Avg. Stride Length [m]	5.6	7.0	7.3	7.2	6.9	6.7							





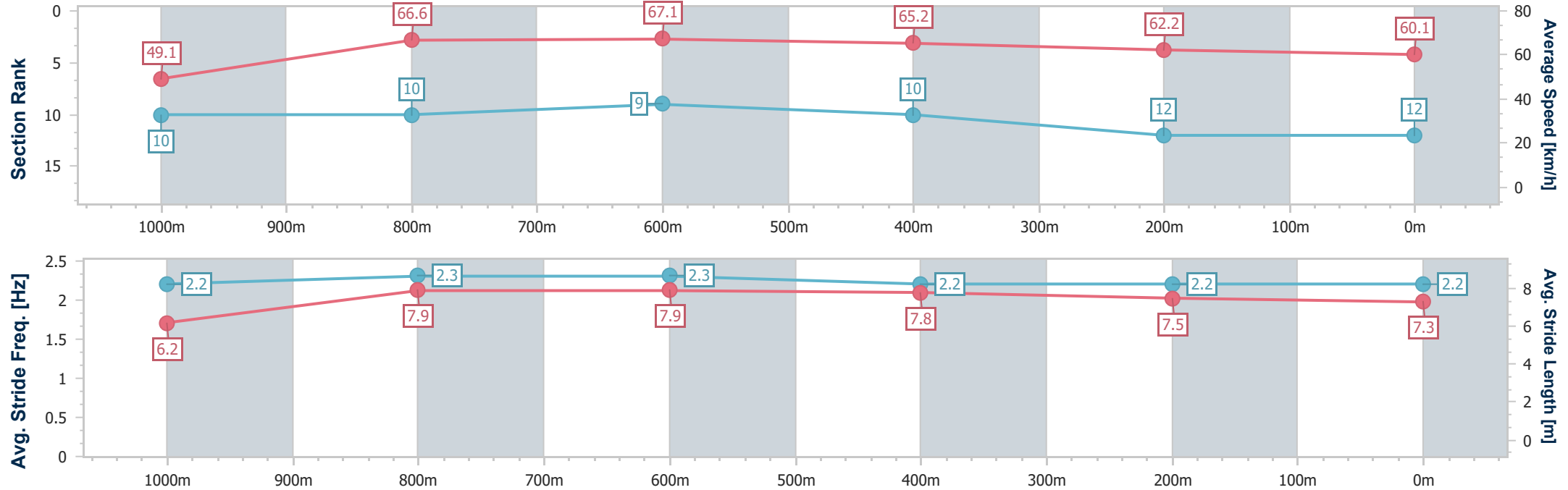
Horse/Jockey Name	Bubbles'n'froth
Final Rank	12
Fastest Section Time (Section)	0:10.67 (800m)
Top Speed [km/h] (Section)	68.1 (800m)
Race State	Finished



TownsvilleProfessional
Race 8: GREAT NORTHERN BREWING CO RATINGS BAND 0 -
55 Handicap - 1200m
05 October 2025 - 16:36
Track Rating: Good 4, Weather: Fine, Rail Position: +6.0m 1000-
W/Post; +3.0m Remainder.



Section	Overall	1000m	800m	600m	400m	200m							
Section Times	1:10.87 [12] (0:14.70)	0:56.17 [10] (0:10.81)	0:45.36 [10] (0:10.67)	0:34.69 [9] (0:11.07)	0:23.62 [10] (0:11.63)	0:11.99 [12] (0:11.99)							
Average Speed [km/h]	49.1	66.6	67.1	65.2	62.2	60.1							
Top Speed [km/h]	64.2	67.9	68.1	67.5	63.4	62.0							
Avg. Dist. to Rail [m]	3.6	0.8	0.8	0.5	4.2	4.0							
Avg. Stride Freq. [Hz]	2.2	2.3	2.3	2.2	2.2	2.2							
Avg. Stride Length [m]	6.2	7.9	7.9	7.8	7.5	7.3							





Horse/Jockey Name	Diamond Lucy
Final Rank	13
Fastest Section Time (Section)	0:10.78 (1000m)
Top Speed [km/h] (Section)	69.7 (1000m)
Race State	Finished



TownsvilleProfessional
Race 8: GREAT NORTHERN BREWING CO RATINGS BAND 0 -
55 Handicap - 1200m
05 October 2025 - 16:36
Track Rating: Good 4, Weather: Fine, Rail Position: +6.0m 1000-
W/Post; +3.0m Remainder.



Section	Overall	1000m	800m	600m	400m	200m							
Section Times	1:11.53 [13] (0:13.68)	0:57.85 [1] (0:10.78)	0:47.07 [2] (0:10.84)	0:36.23 [2] (0:11.01)	0:25.22 [2] (0:11.92)	0:13.30 [5] (0:13.30)							
Average Speed [km/h]	52.7	66.7	66.9	65.1	60.4	54.1							
Top Speed [km/h]	68.4	69.7	69.4	67.2	64.1	56.4							
Avg. Dist. to Rail [m]	7.0	2.3	1.6	1.0	0.9	2.3							
Avg. Stride Freq. [Hz]	2.4	2.5	2.5	2.5	2.4	2.3							
Avg. Stride Length [m]	6.1	7.6	7.6	7.4	7.1	6.7							

