



# Toowoomba Professional

## Race 1: SUBZERO AIRCONDITIONING Maiden Plate - 1890m

06 October 2025 - 12:46



Track Rating: Good 4, Weather: Fine, Rail Position: +5m Entire

Section						Overall	1600m	1400m	1200m	1000m	800m	600m	Last 600m		
Field Times						2:03.84 (0:22.73)	1:41.11 (0:11.10)	1:30.01 (0:12.13)	1:17.88 (0:12.00)	1:05.88 (0:13.24)	0:52.64 (0:13.41)	0:39.23 (0:13.31)	0:39.23		
Rank	TAB	Horse/Jockey	Barrier	Top Speed [km/h]	Fastest Section									Distance Travelled [m]	
1	3	SOUTHOFTEBORDER	7	66.1	0:11.18	2:03.84 [1]	1:40.55 [7]	1:29.37 [7]	1:17.44 [6]	1:05.29 [6]	0:52.25 [6]	0:39.01 [4]	0:39.01		
		Micheal Hellyer		1600m	1600m	(0:23.29)	(0:11.18)	(0:11.93)	(0:12.15)	(0:13.04)	(0:13.24)	(0:13.09)			
2	7	FLIRTING WITH FIRE	9	67.5	0:11.25	2:04.36 [2]	1:40.85 [9]	1:29.60 [9]	1:17.58 [9]	1:05.43 [8]	0:52.44 [9]	0:39.21 [8]	0:39.21	+18	
		Luke Dempsey		1600m	1600m	(0:23.51)	(0:11.25)	(0:12.02)	(0:12.15)	(0:12.99)	(0:13.23)	(0:13.00)			
3	9	NIENNA	1	65.5	0:11.30	2:04.61 [3]	1:41.80 [2]	1:30.50 [3]	1:18.33 [5]	1:06.33 [4]	0:53.15 [4]	0:39.60 [6]	0:39.60	-6	
		Nozi Tomizawa		Overall	1600m	(0:22.81)	(0:11.30)	(0:12.17)	(0:12.00)	(0:13.18)	(0:13.55)	(0:13.18)			
4	2	FUTURE HERO	2	66.1	0:11.09	2:04.64 [4]	1:41.49 [5]	1:30.40 [5]	1:18.36 [4]	1:06.32 [5]	0:53.08 [5]	0:39.72 [5]	0:39.72	-2	
		Chelsea Baker		1600m	1600m	(0:23.15)	(0:11.09)	(0:12.04)	(0:12.04)	(0:13.24)	(0:13.36)	(0:13.26)			
5	10	BUFFALO THEORY	6	65.7	0:11.39	2:05.01 [5]	1:41.67 [8]	1:30.28 [8]	1:18.36 [8]	1:06.04 [9]	0:53.18 [7]	0:39.98 [7]	0:39.98	+0	
		Adin Thompson		Overall	1600m	(0:23.34)	(0:11.39)	(0:11.92)	(0:12.32)	(0:12.86)	(0:13.20)	(0:13.04)			
6	8	MISS ELLYSE	3	70.5	0:11.10	2:05.69 [6]	1:42.96 [1]	1:31.86 [1]	1:19.61 [2]	1:07.50 [3]	0:54.31 [3]	0:40.93 [3]	0:40.93	+1	
		Hannah Richardson		1600m	1600m	(0:22.73)	(0:11.10)	(0:12.25)	(0:12.11)	(0:13.19)	(0:13.38)	(0:13.28)			
7	6	DREAM SUMMIT	4	65.8	0:11.18	2:06.03 [7]	1:42.94 [4]	1:31.76 [6]	1:19.52 [7]	1:07.37 [7]	0:54.15 [8]	0:40.66 [9]	0:40.66	-9	
		Georgina Cartwright		Overall	1600m	(0:23.09)	(0:11.18)	(0:12.24)	(0:12.15)	(0:13.22)	(0:13.49)	(0:13.11)			
8	4	THE BLAZE	8	65.8	0:11.05	2:06.18 [8]	1:43.01 [6]	1:31.96 [4]	1:19.98 [3]	1:08.07 [2]	0:54.84 [2]	0:41.57 [1]	0:41.57	+0	
		Jake Molloy		Overall	1600m	(0:23.17)	(0:11.05)	(0:11.98)	(0:11.91)	(0:13.23)	(0:13.27)	(0:13.32)			
9	1	ALZURRI	5	66.5	0:11.11	2:06.76 [9]	1:43.80 [3]	1:32.69 [2]	1:20.80 [1]	1:08.80 [1]	0:55.56 [1]	0:42.01 [2]	0:42.01	+0	
		Les Tilley		Overall	1600m	(0:22.96)	(0:11.11)	(0:11.89)	(0:12.00)	(0:13.24)	(0:13.55)	(0:13.34)			

Scratched: I'ma Charmer (#11), Waybill (#5)



**Toowoomba Professional**  
**Race 1: SUBZERO AIRCONDITIONING Maiden Plate - 1890m**  
**06 October 2025 - 12:46**



Track Rating: Good 4, Weather: Fine, Rail Position: +5m Entire

Section		400m		200m		Last 600m			
Field Times		0:25.92 (0:13.08)		0:12.84 (0:12.84)		0:39.23			
Rank	TAB	Horse/Jockey	Barrier	Top Speed [km/h]	Fastest Section	Margin		Distance Travelled [m]	
1	3	SOUTHOFTEBORDER	7	66.1	0:11.18	0:25.92 [1]	0:12.84 [1]	2:03.84	0:39.01
		Micheal Hellyer		1600m	1600m	(0:13.08)	(0:12.84)		
2	7	FLIRTING WITH FIRE	9	67.5	0:11.25	0:26.21 [6]	0:13.13 [2]	3.03L	0:39.21 +18
		Luke Dempsey		1600m	1600m	(0:13.08)	(0:13.13)		
3	9	NIENNA	1	65.5	0:11.30	0:26.42 [8]	0:12.95 [6]	4.52L	0:39.60 -6
		Nozi Tomizawa		Overall	1600m	(0:13.47)	(0:12.95)		
4	2	FUTURE HERO	2	66.1	0:11.09	0:26.46 [7]	0:12.97 [7]	4.7L	0:39.72 -2
		Chelsea Baker		1600m	1600m	(0:13.49)	(0:12.97)		
5	10	BUFFALO THEORY	6	65.7	0:11.39	0:26.94 [4]	0:13.63 [3]	6.84L	0:39.98 +0
		Adin Thompson		Overall	1600m	(0:13.31)	(0:13.63)		
6	8	MISS ELLYSE	3	70.5	0:11.10	0:27.65 [3]	0:14.12 [5]	10.84L	0:40.93 +1
		Hannah Richardson		1600m	1600m	(0:13.53)	(0:14.12)		
7	6	DREAM SUMMIT	4	65.8	0:11.18	0:27.55 [9]	0:14.01 [8]	12.84L	0:40.66 -9
		Georgina Cartwright		Overall	1600m	(0:13.54)	(0:14.01)		
8	4	THE BLAZE	8	65.8	0:11.05	0:28.25 [2]	0:14.68 [4]	13.76L	0:41.57 +0
		Jake Molloy		Overall	1600m	(0:13.57)	(0:14.68)		
9	1	ALZURRI	5	66.5	0:11.11	0:28.67 [5]	0:14.63 [9]	17.15L	0:42.01 +0
		Les Tilley		Overall	1600m	(0:14.04)	(0:14.63)		

Scratched: I'ma Charmer (#11), Waybill (#5)



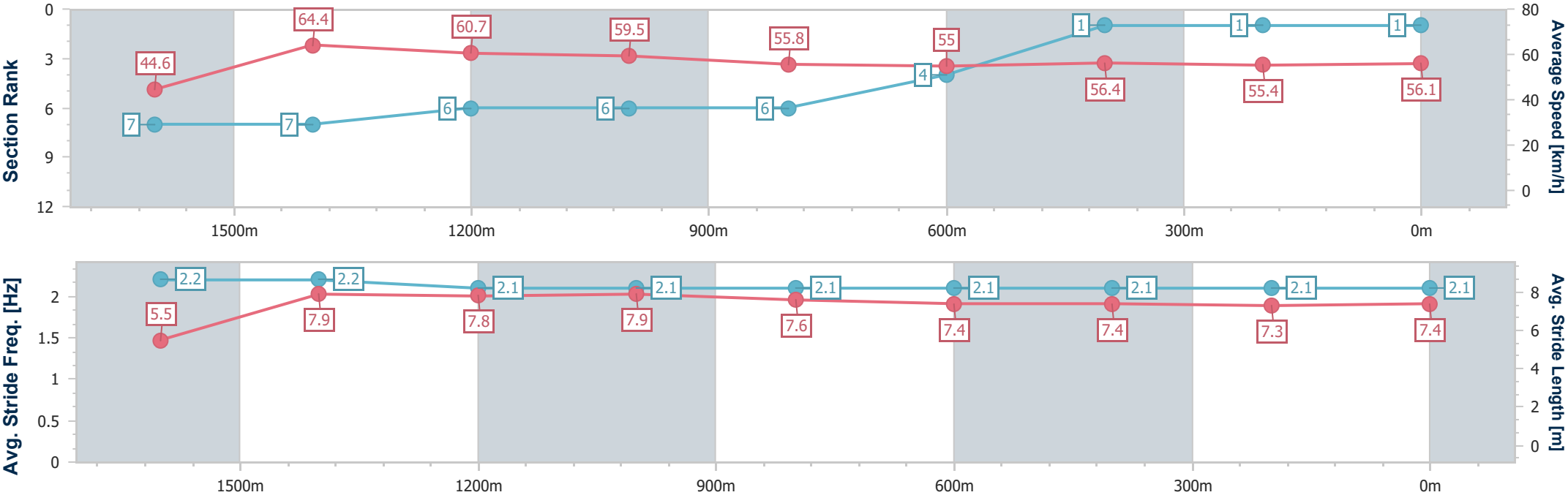
Horse/Jockey Name	Southoftheborder
Final Rank	1
Fastest Section Time (Section)	0:11.18 (1600m)
Top Speed [km/h] (Section)	66.1 (1600m)
Race State	Finished



ToowoombaProfessional  
Race 1: SUBZERO AIRCONDITIONING Maiden Plate - 1890m  
06 October 2025 - 12:46  
Track Rating: Good 4, Weather: Fine, Rail Position: +5m Entire



Section	Overall	1600m	1400m	1200m	1000m	800m	600m	400m	200m				
Section Times	2:03.84 [1] (0:23.29)	1:40.55 [7] (0:11.18)	1:29.37 [7] (0:11.93)	1:17.44 [6] (0:12.15)	1:05.29 [6] (0:13.04)	0:52.25 [6] (0:13.24)	0:39.01 [4] (0:13.09)	0:25.92 [1] (0:13.08)	0:12.84 [1] (0:12.84)				
Average Speed [km/h]	44.6	64.4	60.7	59.5	55.8	55.0	56.4	55.4	56.1				
Top Speed [km/h]	65.2	66.1	63.5	60.9	58.8	57.5	57.3	56.2	56.8				
Avg. Dist. to Rail [m]	4.0	0.9	1.2	2.6	2.3	4.8	4.6	1.7	1.9				
Avg. Stride Freq. [Hz]	2.2	2.2	2.1	2.1	2.1	2.1	2.1	2.1	2.1				
Avg. Stride Length [m]	5.5	7.9	7.8	7.9	7.6	7.4	7.4	7.3	7.4				



[ ] Ranking at each section and finish  
- - - - - No data available at this section  
NA No data available



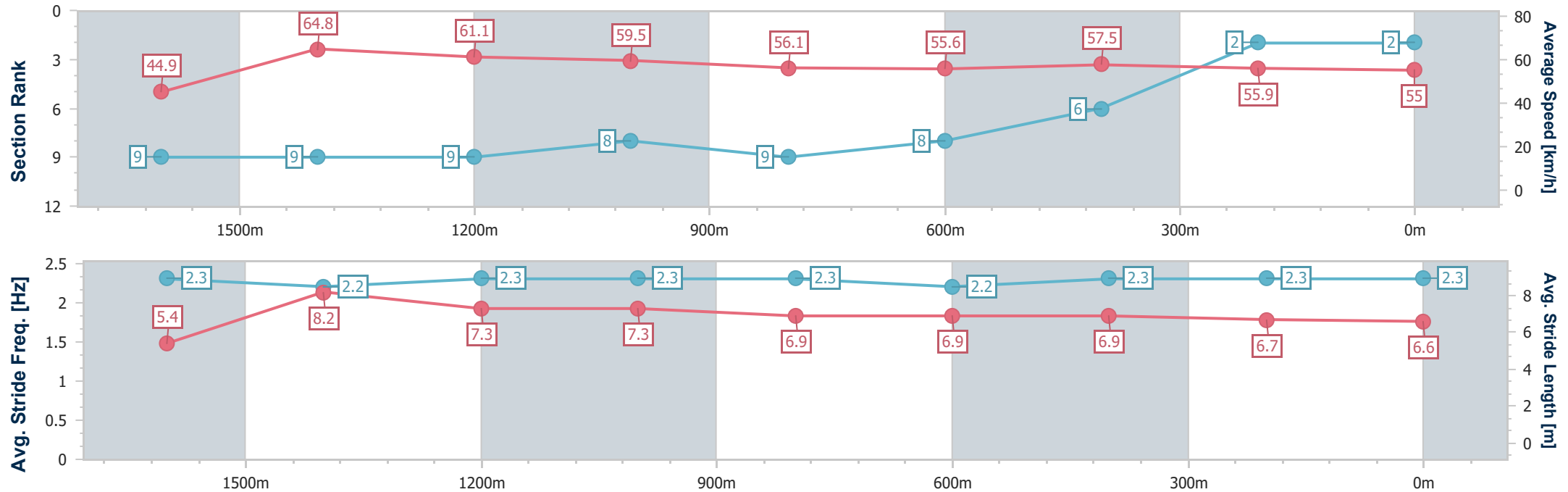
Horse/Jockey Name	Flirting With Fire
Final Rank	2
Fastest Section Time (Section)	0:11.25 (1600m)
Top Speed [km/h] (Section)	67.5 (1600m)
Race State	Finished



ToowoombaProfessional  
Race 1: SUBZERO AIRCONDITIONING Maiden Plate - 1890m  
06 October 2025 - 12:46  
Track Rating: Good 4, Weather: Fine, Rail Position: +5m Entire



Section	Overall	1600m	1400m	1200m	1000m	800m	600m	400m	200m				
Section Times	2:04.36 [2] (0:23.51)	1:40.85 [9] (0:11.25)	1:29.60 [9] (0:12.02)	1:17.58 [9] (0:12.15)	1:05.43 [8] (0:12.99)	0:52.44 [9] (0:13.23)	0:39.21 [8] (0:13.00)	0:26.21 [6] (0:13.08)	0:13.13 [2] (0:13.13)				
Average Speed [km/h]	44.9	64.8	61.1	59.5	56.1	55.6	57.5	55.9	55.0				
Top Speed [km/h]	66.7	67.5	63.5	60.7	59.4	59.4	60.2	57.7	56.5				
Avg. Dist. to Rail [m]	5.4	3.4	4.3	3.7	3.7	6.0	7.2	5.2	4.3				
Avg. Stride Freq. [Hz]	2.3	2.2	2.3	2.3	2.3	2.2	2.3	2.3	2.3				
Avg. Stride Length [m]	5.4	8.2	7.3	7.3	6.9	6.9	6.9	6.7	6.6				





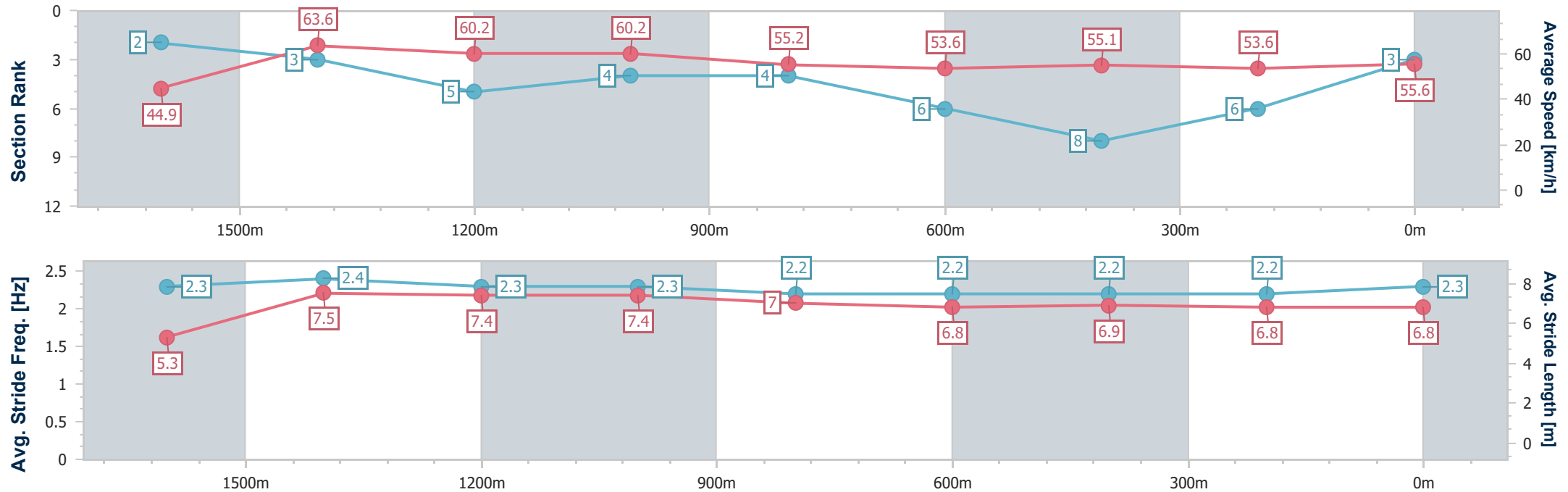
Horse/Jockey Name	Nienna
Final Rank	3
Fastest Section Time (Section)	0:11.30 (1600m)
Top Speed [km/h] (Section)	65.5 (Overall)
Race State	Finished



ToowoombaProfessional  
Race 1: SUBZERO AIRCONDITIONING Maiden Plate - 1890m  
06 October 2025 - 12:46  
Track Rating: Good 4, Weather: Fine, Rail Position: +5m Entire



Section	Overall	1600m	1400m	1200m	1000m	800m	600m	400m	200m				
Section Times	2:04.61 [3] (0:22.81)	1:41.80 [2] (0:11.30)	1:30.50 [3] (0:12.17)	1:18.33 [5] (0:12.00)	1:06.33 [4] (0:13.18)	0:53.15 [4] (0:13.55)	0:39.60 [6] (0:13.18)	0:26.42 [8] (0:13.47)	0:12.95 [6] (0:12.95)				
Average Speed [km/h]	44.9	63.6	60.2	60.2	55.2	53.6	55.1	53.6	55.6				
Top Speed [km/h]	65.5	65.0	63.8	62.3	57.4	55.5	56.2	54.4	56.3				
Avg. Dist. to Rail [m]	7.0	0.9	2.7	2.8	2.7	2.6	1.7	1.8	5.9				
Avg. Stride Freq. [Hz]	2.3	2.4	2.3	2.3	2.2	2.2	2.2	2.2	2.3				
Avg. Stride Length [m]	5.3	7.5	7.4	7.4	7.0	6.8	6.9	6.8	6.8				





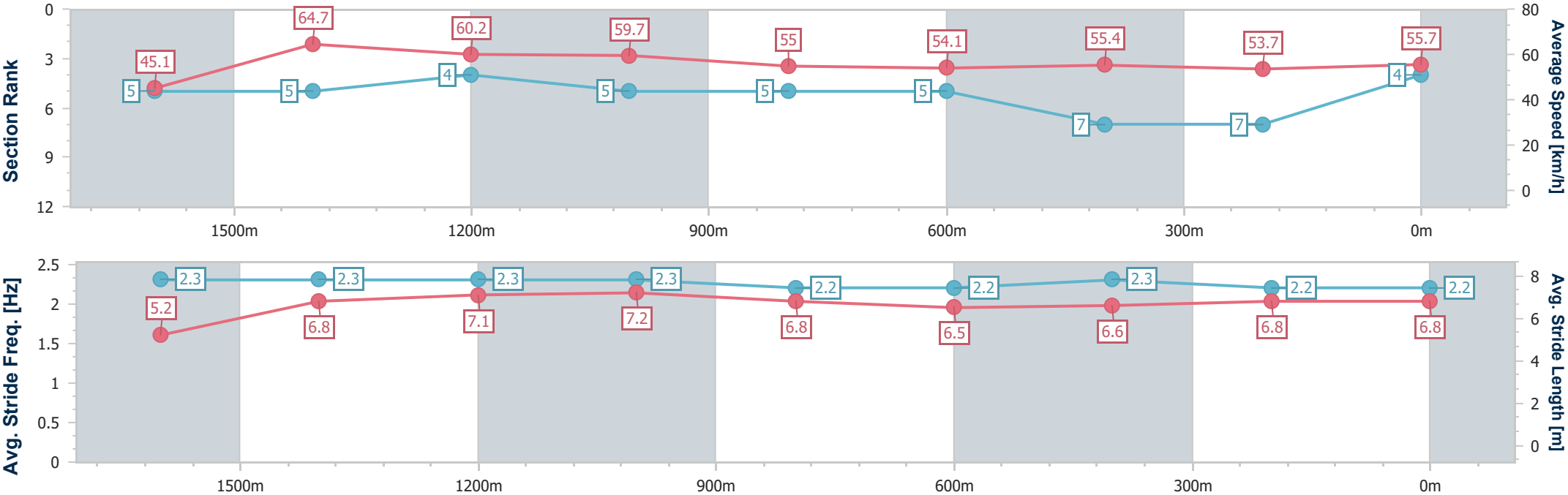
Horse/Jockey Name	Future Hero
Final Rank	4
Fastest Section Time (Section)	0:11.09 (1600m)
Top Speed [km/h] (Section)	66.1 (1600m)
Race State	Finished



ToowoombaProfessional  
Race 1: SUBZERO AIRCONDITIONING Maiden Plate - 1890m  
06 October 2025 - 12:46  
Track Rating: Good 4, Weather: Fine, Rail Position: +5m Entire



Section	Overall	1600m	1400m	1200m	1000m	800m	600m	400m	200m				
Section Times	2:04.64 [4] (0:23.15)	1:41.49 [5] (0:11.09)	1:30.40 [5] (0:12.04)	1:18.36 [4] (0:12.04)	1:06.32 [5] (0:13.24)	0:53.08 [5] (0:13.36)	0:39.72 [5] (0:13.26)	0:26.46 [7] (0:13.49)	0:12.97 [7] (0:12.97)				
Average Speed [km/h]	45.1	64.7	60.2	59.7	55.0	54.1	55.4	53.7	55.7				
Top Speed [km/h]	65.9	66.1	63.8	61.2	58.3	55.6	57.2	55.4	55.8				
Avg. Dist. to Rail [m]	3.9	0.7	1.9	3.0	1.7	2.4	3.2	2.8	7.0				
Avg. Stride Freq. [Hz]	2.3	2.3	2.3	2.3	2.2	2.2	2.3	2.2	2.2				
Avg. Stride Length [m]	5.2	6.8	7.1	7.2	6.8	6.5	6.6	6.8	6.8				





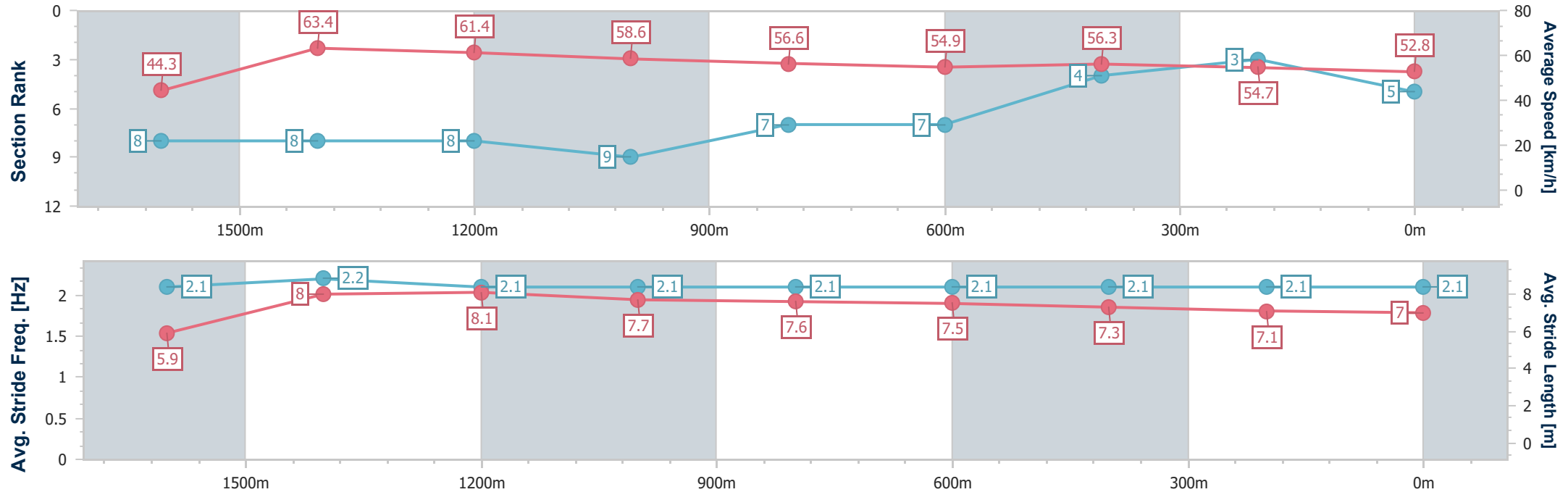
Horse/Jockey Name	Buffalo Theory
Final Rank	5
Fastest Section Time (Section)	0:11.39 (1600m)
Top Speed [km/h] (Section)	65.7 (Overall)
Race State	Finished



ToowoombaProfessional  
Race 1: SUBZERO AIRCONDITIONING Maiden Plate - 1890m  
06 October 2025 - 12:46  
Track Rating: Good 4, Weather: Fine, Rail Position: +5m Entire



Section	Overall	1600m	1400m	1200m	1000m	800m	600m	400m	200m				
Section Times	2:05.01 [5] (0:23.34)	1:41.67 [8] (0:11.39)	1:30.28 [8] (0:11.92)	1:18.36 [8] (0:12.32)	1:06.04 [9] (0:12.86)	0:53.18 [7] (0:13.20)	0:39.98 [7] (0:13.04)	0:26.94 [4] (0:13.31)	0:13.63 [3] (0:13.63)				
Average Speed [km/h]	44.3	63.4	61.4	58.6	56.6	54.9	56.3	54.7	52.8				
Top Speed [km/h]	65.7	64.7	63.3	60.2	59.6	56.6	57.5	55.7	53.5				
Avg. Dist. to Rail [m]	4.2	1.0	2.6	3.7	2.7	2.5	3.7	3.6	4.4				
Avg. Stride Freq. [Hz]	2.1	2.2	2.1	2.1	2.1	2.1	2.1	2.1	2.1				
Avg. Stride Length [m]	5.9	8.0	8.1	7.7	7.6	7.5	7.3	7.1	7.0				





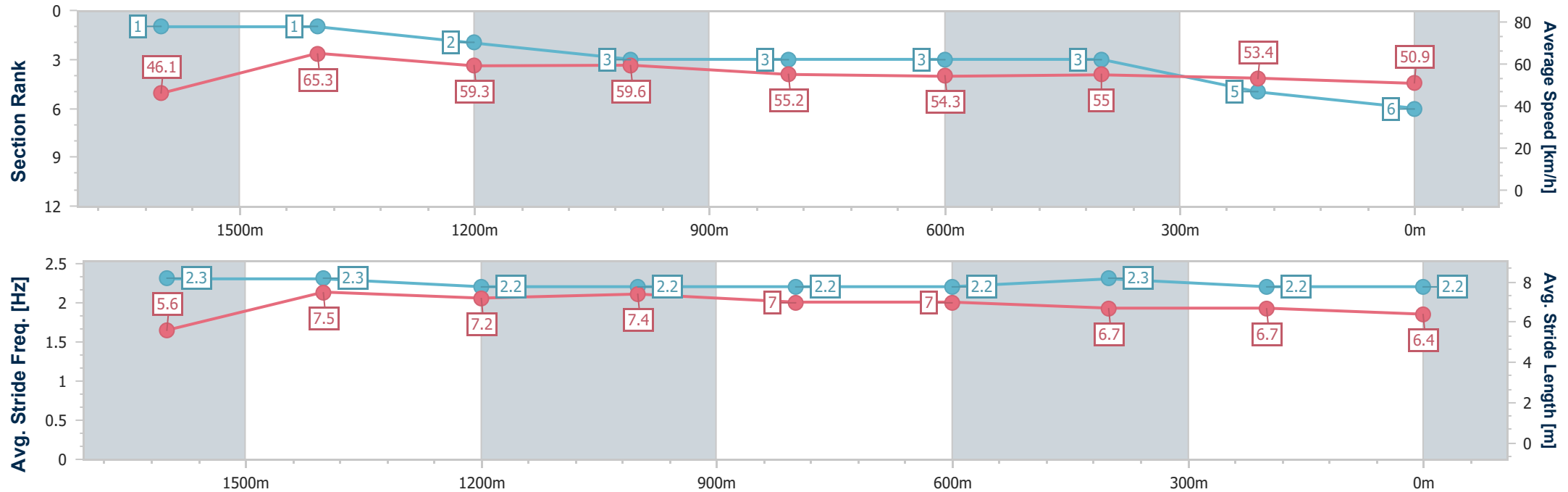
Horse/Jockey Name	Miss Ellyse
Final Rank	6
Fastest Section Time (Section)	0:11.10 (1600m)
Top Speed [km/h] (Section)	70.5 (1600m)
Race State	Finished



ToowoombaProfessional  
Race 1: SUBZERO AIRCONDITIONING Maiden Plate - 1890m  
06 October 2025 - 12:46  
Track Rating: Good 4, Weather: Fine, Rail Position: +5m Entire



Section	Overall	1600m	1400m	1200m	1000m	800m	600m	400m	200m				
Section Times	2:05.69 [6] (0:22.73)	1:42.96 [1] (0:11.10)	1:31.86 [1] (0:12.25)	1:19.61 [2] (0:12.11)	1:07.50 [3] (0:13.19)	0:54.31 [3] (0:13.38)	0:40.93 [3] (0:13.28)	0:27.65 [3] (0:13.53)	0:14.12 [5] (0:14.12)				
Average Speed [km/h]	46.1	65.3	59.3	59.6	55.2	54.3	55.0	53.4	50.9				
Top Speed [km/h]	65.6	70.5	63.6	61.5	58.5	56.0	56.7	54.0	52.7				
Avg. Dist. to Rail [m]	3.7	2.0	2.4	2.2	3.0	2.9	2.6	0.5	0.6				
Avg. Stride Freq. [Hz]	2.3	2.3	2.2	2.2	2.2	2.2	2.3	2.2	2.2				
Avg. Stride Length [m]	5.6	7.5	7.2	7.4	7.0	7.0	6.7	6.7	6.4				



[ ] Ranking at each section and finish  
- - - - - No data available at this section  
NA No data available





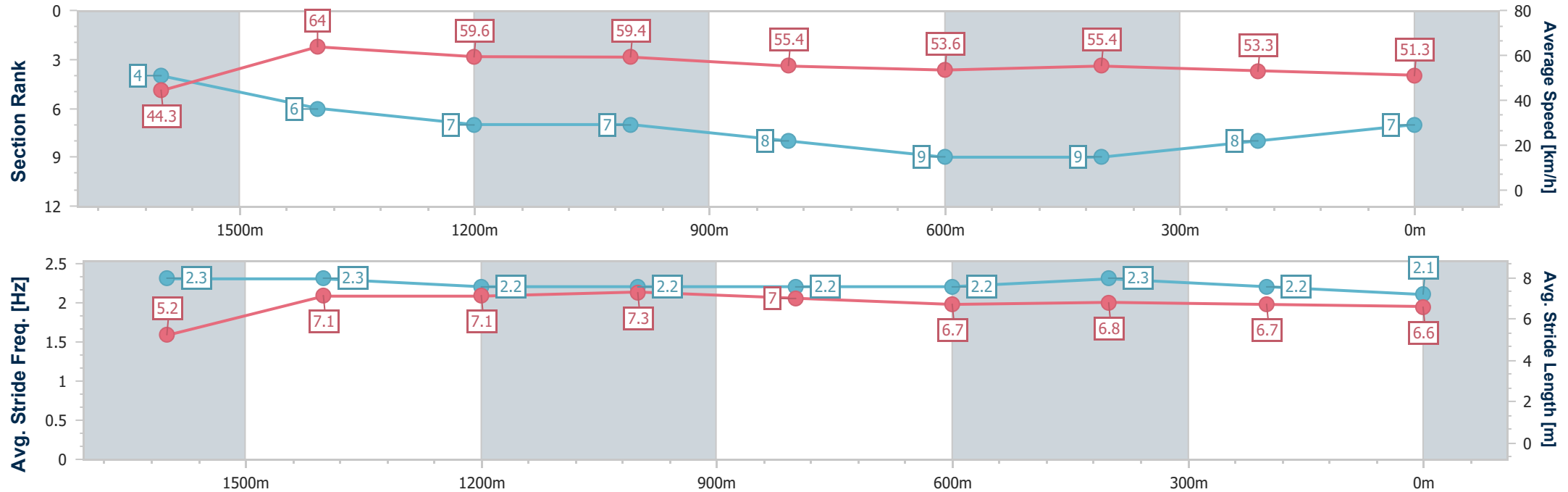
Horse/Jockey Name	Dream Summit
Final Rank	7
Fastest Section Time (Section)	0:11.18 (1600m)
Top Speed [km/h] (Section)	65.8 (Overall)
Race State	Finished



ToowoombaProfessional  
Race 1: SUBZERO AIRCONDITIONING Maiden Plate - 1890m  
06 October 2025 - 12:46  
Track Rating: Good 4, Weather: Fine, Rail Position: +5m Entire



Section	Overall	1600m	1400m	1200m	1000m	800m	600m	400m	200m				
Section Times	2:06.03 [7] (0:23.09)	1:42.94 [4] (0:11.18)	1:31.76 [6] (0:12.24)	1:19.52 [7] (0:12.15)	1:07.37 [7] (0:13.22)	0:54.15 [8] (0:13.49)	0:40.66 [9] (0:13.11)	0:27.55 [9] (0:13.54)	0:14.01 [8] (0:14.01)				
Average Speed [km/h]	44.3	64.0	59.6	59.4	55.4	53.6	55.4	53.3	51.3				
Top Speed [km/h]	65.8	64.8	63.3	61.1	58.7	55.1	57.2	54.2	52.9				
Avg. Dist. to Rail [m]	7.0	1.3	2.7	5.2	4.0	2.7	1.8	0.6	1.5				
Avg. Stride Freq. [Hz]	2.3	2.3	2.2	2.2	2.2	2.2	2.3	2.2	2.1				
Avg. Stride Length [m]	5.2	7.1	7.1	7.3	7.0	6.7	6.8	6.7	6.6				





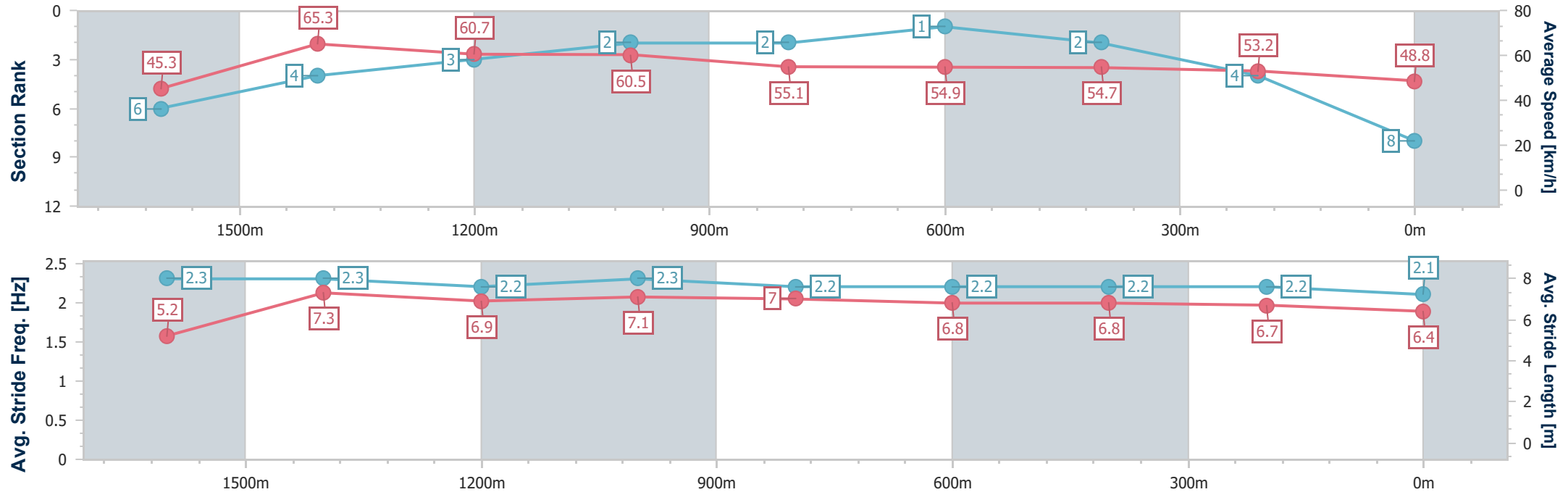
Horse/Jockey Name	The Blaze
Final Rank	8
Fastest Section Time (Section)	0:11.05 (1600m)
Top Speed [km/h] (Section)	65.8 (Overall)
Race State	Finished



ToowoombaProfessional  
Race 1: SUBZERO AIRCONDITIONING Maiden Plate - 1890m  
06 October 2025 - 12:46  
Track Rating: Good 4, Weather: Fine, Rail Position: +5m Entire



Section	Overall	1600m	1400m	1200m	1000m	800m	600m	400m	200m				
Section Times	2:06.18 [8] (0:23.17)	1:43.01 [6] (0:11.05)	1:31.96 [4] (0:11.98)	1:19.98 [3] (0:11.91)	1:08.07 [2] (0:13.23)	0:54.84 [2] (0:13.27)	0:41.57 [1] (0:13.32)	0:28.25 [2] (0:13.57)	0:14.68 [4] (0:14.68)				
Average Speed [km/h]	45.3	65.3	60.7	60.5	55.1	54.9	54.7	53.2	48.8				
Top Speed [km/h]	65.8	65.6	63.9	62.6	56.7	55.8	56.7	54.0	51.8				
Avg. Dist. to Rail [m]	5.7	0.4	1.8	3.1	3.4	3.7	2.5	0.5	1.0				
Avg. Stride Freq. [Hz]	2.3	2.3	2.2	2.3	2.2	2.2	2.2	2.2	2.1				
Avg. Stride Length [m]	5.2	7.3	6.9	7.1	7.0	6.8	6.8	6.7	6.4				





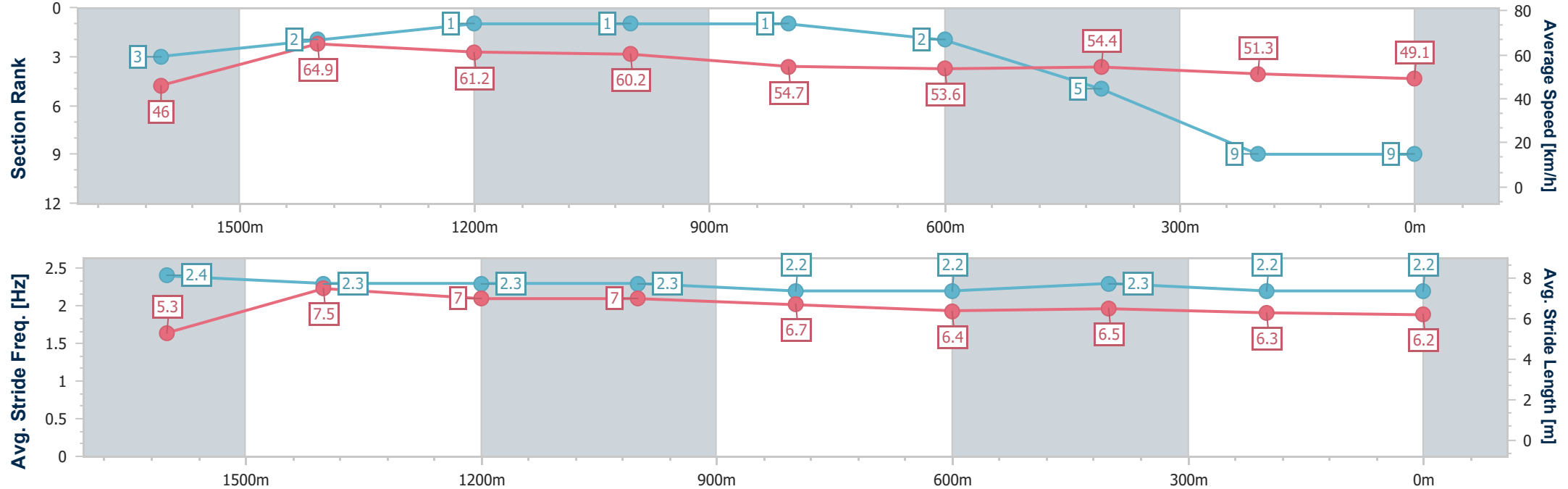
Horse/Jockey Name	Alzurri
Final Rank	9
Fastest Section Time (Section)	0:11.11 (1600m)
Top Speed [km/h] (Section)	66.5 (Overall)
Race State	Finished



ToowoombaProfessional  
Race 1: SUBZERO AIRCONDITIONING Maiden Plate - 1890m  
06 October 2025 - 12:46  
Track Rating: Good 4, Weather: Fine, Rail Position: +5m Entire



Section	Overall	1600m	1400m	1200m	1000m	800m	600m	400m	200m				
Section Times	2:06.76 [9] (0:22.96)	1:43.80 [3] (0:11.11)	1:32.69 [2] (0:11.89)	1:20.80 [1] (0:12.00)	1:08.80 [1] (0:13.24)	0:55.56 [1] (0:13.55)	0:42.01 [2] (0:13.34)	0:28.67 [5] (0:14.04)	0:14.63 [9] (0:14.63)				
Average Speed [km/h]	46.0	64.9	61.2	60.2	54.7	53.6	54.4	51.3	49.1				
Top Speed [km/h]	66.5	66.3	63.9	62.5	57.2	55.2	56.0	52.8	50.7				
Avg. Dist. to Rail [m]	5.1	1.0	2.4	2.4	1.3	2.6	1.9	0.5	0.4				
Avg. Stride Freq. [Hz]	2.4	2.3	2.3	2.3	2.2	2.2	2.3	2.2	2.2				
Avg. Stride Length [m]	5.3	7.5	7.0	7.0	6.7	6.4	6.5	6.3	6.2				





# Toowoomba Professional

## Race 2: LIVEWIRED ELECTRICAL Maiden Handicap - 1200m

06 October 2025 - 13:22



Track Rating: Good 4, Weather: Fine, Rail Position: +5m Entire

Section		Overall				1000m	800m	600m	400m	200m	Last 600m		
Field Times		1:14.69 (0:14.46)				1:00.23 (0:11.09)	0:49.14 (0:12.19)	0:36.95 (0:12.48)	0:24.47 (0:12.20)	0:12.27 (0:12.27)	0:36.95		
Rank	TAB	Horse/Jockey	Barrier	Top Speed [km/h]	Fastest Section						Margin	Distance Travelled [m]	
1	9	SHE'S BRUTAL	2	68.3	0:11.32	1:14.69 [1]	0:59.84 [8]	0:48.52 [7]	0:36.32 [7]	0:23.83 [7]	0:11.97 [3]	1:14.69	0:36.32
		Adin Thompson		1000m	1000m	(0:14.85)	(0:11.32)	(0:12.20)	(0:12.49)	(0:11.86)	(0:11.97)		
2	7	ENIGMA'S CHOICE	7	68.6	0:11.19	1:14.94 [2]	1:00.48 [1]	0:49.29 [3]	0:37.06 [2]	0:24.72 [1]	0:12.52 [1]	1.42L	0:37.06 +0
		Kenji Yoshida		Overall	1000m	(0:14.46)	(0:11.19)	(0:12.23)	(0:12.34)	(0:12.20)	(0:12.52)		
3	11	ZOUSAIN GIRL	1	69.5	0:11.22	1:14.94 [3]	1:00.35 [5]	0:49.13 [5]	0:36.89 [4]	0:24.45 [3]	0:12.30 [2]	1.45L	0:36.89 +1
		Hannah Richardson		Overall	1000m	(0:14.59)	(0:11.22)	(0:12.24)	(0:12.44)	(0:12.15)	(0:12.30)		
4	3	MR HANKY PANKY	3	67.9	0:11.46	1:15.60 [4]	1:00.99 [6]	0:49.53 [6]	0:37.29 [6]	0:25.00 [5]	0:12.66 [4]	5.32L	0:37.29 +7
		Les Tilley		Overall	1000m	(0:14.61)	(0:11.46)	(0:12.24)	(0:12.29)	(0:12.34)	(0:12.66)		
5	12	BODYSWERVE	5	67.5	0:11.24	1:15.64 [5]	1:01.13 [3]	0:49.89 [4]	0:37.54 [5]	0:25.04 [5]	0:12.48 [5]	5.56L	0:37.54 +5
		Georgina Cartwright		Overall	1000m	(0:14.51)	(0:11.24)	(0:12.35)	(0:12.50)	(0:12.56)	(0:12.48)		
6	6	MELANCOLIE	4	65.6	0:11.43	1:15.79 [6]	1:00.81 [9]	0:49.38 [9]	0:37.14 [8]	0:24.64 [10]	0:12.36 [9]	6.42L	0:37.14 +4
		Chelsea Baker		1000m	1000m	(0:14.98)	(0:11.43)	(0:12.24)	(0:12.50)	(0:12.28)	(0:12.36)		
7	10	PROUD MISS	6	66.9	0:11.44	1:15.90 [7]	1:00.91 [10]	0:49.47 [10]	0:37.11 [10]	0:24.87 [8]	0:12.51 [8]	7.1L	0:37.11 +7
		Karl Zechner		Overall	1000m	(0:14.99)	(0:11.44)	(0:12.36)	(0:12.24)	(0:12.36)	(0:12.51)		
8	1	IN AND AWAY	9	69.4	0:11.10	1:16.42 [8]	1:01.92 [2]	0:50.82 [2]	0:38.42 [3]	0:25.93 [4]	0:13.16 [6]	10.13L	0:38.42 +11
		Chloe Lowe		1000m	1000m	(0:14.50)	(0:11.10)	(0:12.40)	(0:12.49)	(0:12.77)	(0:13.16)		
9	2	STEPLIKA LION	8	69.4	0:10.98	1:16.55 [9]	1:01.98 [4]	0:51.00 [1]	0:38.81 [1]	0:26.29 [2]	0:13.26 [7]	10.94L	0:38.81 +5
		Brooke Ainsworth		1000m	1000m	(0:14.57)	(0:10.98)	(0:12.19)	(0:12.52)	(0:13.03)	(0:13.26)		
10	5	FOOLISH PLAYER	10	67.1	0:11.35	1:16.76 [10]	1:01.92 [7]	0:50.57 [8]	0:38.09 [9]	0:25.67 [9]	0:13.22 [10]	12.13L	0:38.09 +7
		Nozi Tomizawa		1000m	1000m	(0:14.84)	(0:11.35)	(0:12.48)	(0:12.42)	(0:12.45)	(0:13.22)		

Scratched: Ellitude (#8), Dotti Biskit (#4), Jediah (#13)



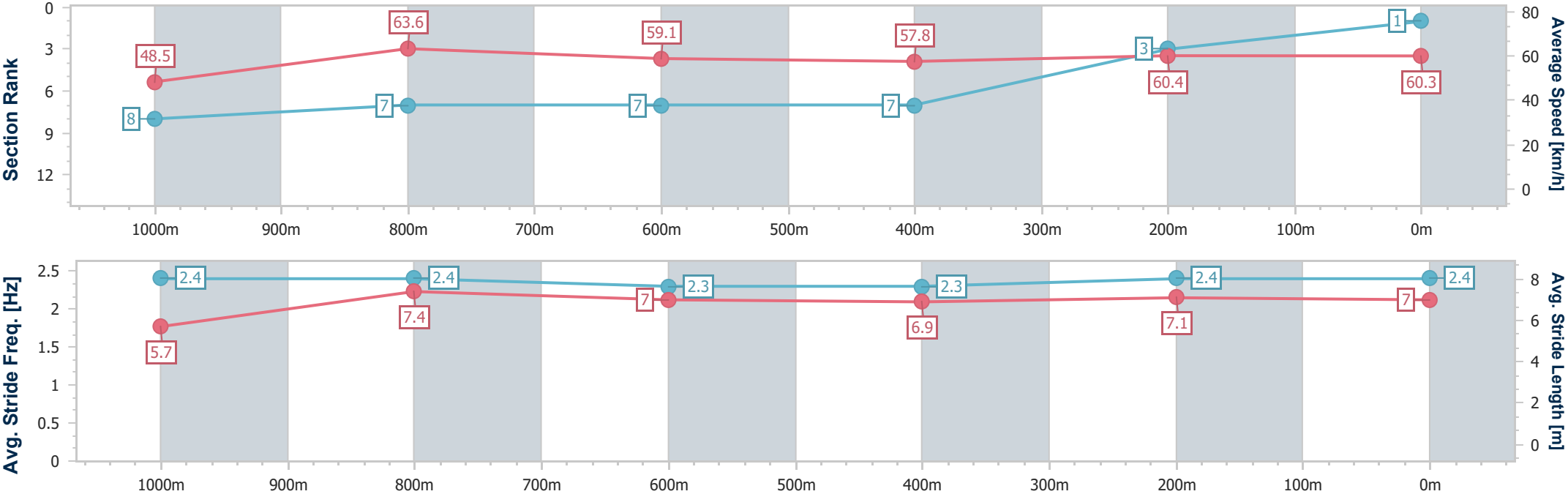
Horse/Jockey Name	She's Brutal
Final Rank	1
Fastest Section Time (Section)	0:11.32 (1000m)
Top Speed [km/h] (Section)	68.3 (1000m)
Race State	Finished



ToowoombaProfessional  
Race 2: LIVEWIRED ELECTRICAL Maiden Handicap - 1200m  
06 October 2025 - 13:22  
Track Rating: Good 4, Weather: Fine, Rail Position: +5m Entire



Section	Overall	1000m	800m	600m	400m	200m							
Section Times	1:14.69 [1] (0:14.85)	0:59.84 [8] (0:11.32)	0:48.52 [7] (0:12.20)	0:36.32 [7] (0:12.49)	0:23.83 [7] (0:11.86)	0:11.97 [3]							
Average Speed [km/h]	48.5	63.6	59.1	57.8	60.4	60.3							
Top Speed [km/h]	68.1	68.3	61.6	59.4	62.4	61.6							
Avg. Dist. to Rail [m]	4.2	0.3	1.6	0.8	1.5	0.6							
Avg. Stride Freq. [Hz]	2.4	2.4	2.3	2.3	2.4	2.4							
Avg. Stride Length [m]	5.7	7.4	7.0	6.9	7.1	7.0							



[ ] Ranking at each section and finish  
-.-.- No data available at this section  
NA No data available



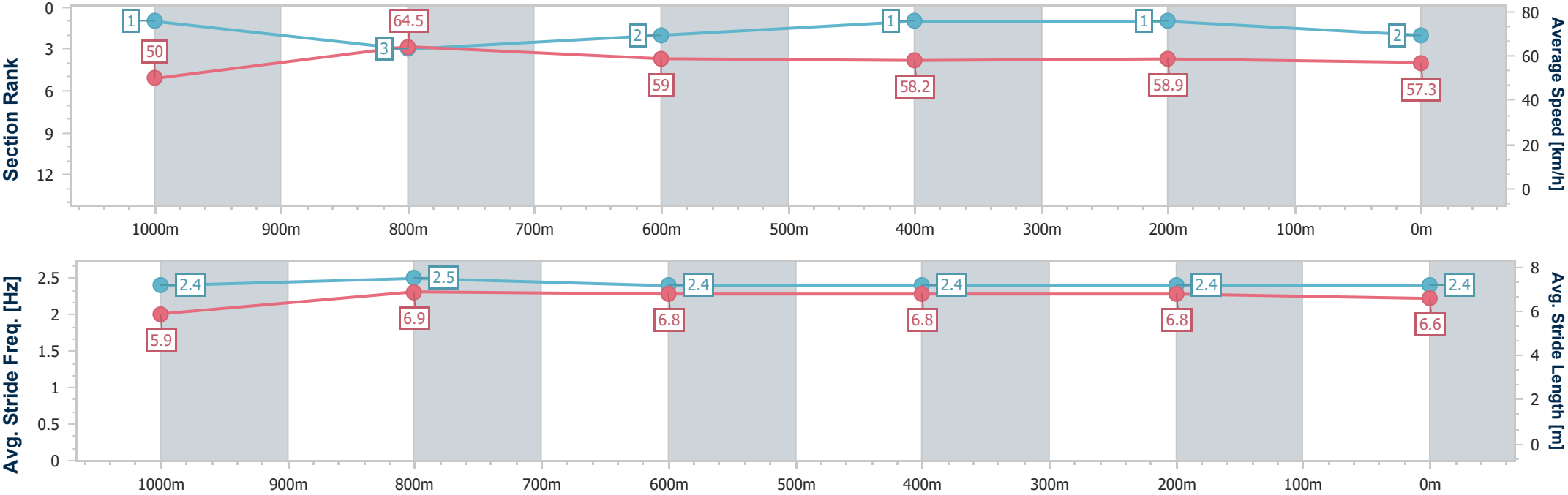
Horse/Jockey Name	Enigma's Choice
Final Rank	2
Fastest Section Time (Section)	0:11.19 (1000m)
Top Speed [km/h] (Section)	68.6 (Overall)
Race State	Finished



ToowoombaProfessional  
Race 2: LIVEWIRED ELECTRICAL Maiden Handicap - 1200m  
06 October 2025 - 13:22  
Track Rating: Good 4, Weather: Fine, Rail Position: +5m Entire



Section	Overall	1000m	800m	600m	400m	200m							
Section Times	1:14.94 [2] (0:14.46)	1:00.48 [1] (0:11.19)	0:49.29 [3] (0:12.23)	0:37.06 [2] (0:12.34)	0:24.72 [1] (0:12.20)	0:12.52 [1] (0:12.52)							
Average Speed [km/h]	50.0	64.5	59.0	58.2	58.9	57.3							
Top Speed [km/h]	68.6	68.6	60.4	58.9	59.5	58.5							
Avg. Dist. to Rail [m]	6.2	1.1	1.2	0.6	0.8	1.0							
Avg. Stride Freq. [Hz]	2.4	2.5	2.4	2.4	2.4	2.4							
Avg. Stride Length [m]	5.9	6.9	6.8	6.8	6.8	6.6							



[ ] Ranking at each section and finish  
- - - - No data available at this section  
NA No data available



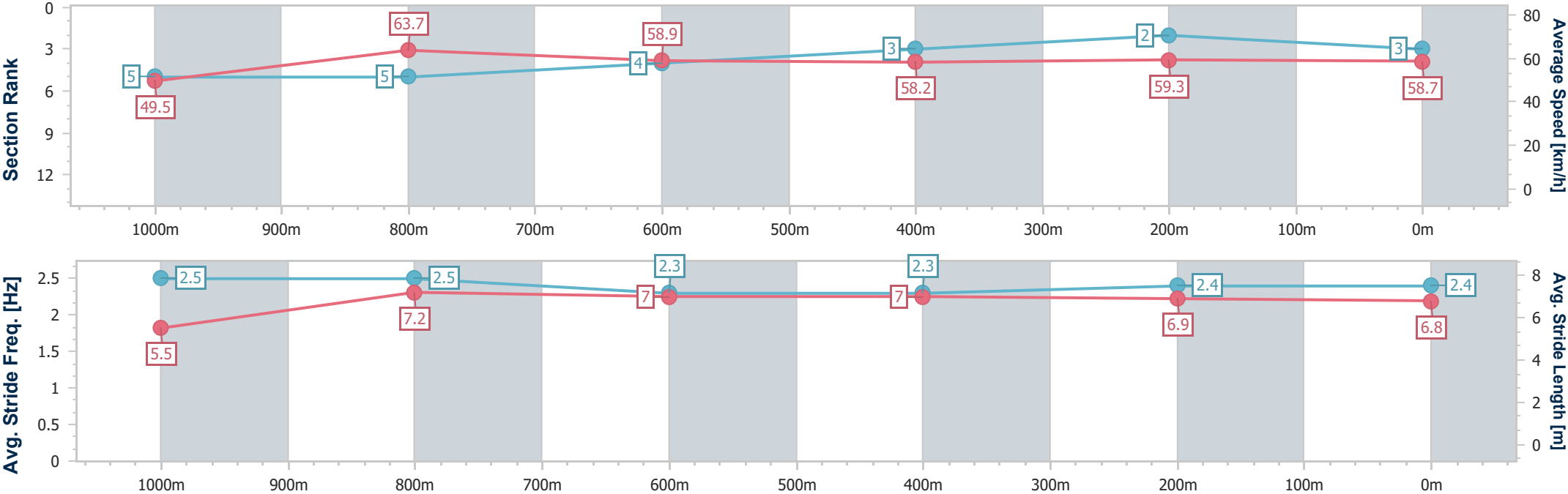
Horse/Jockey Name	Zousain Girl
Final Rank	3
Fastest Section Time (Section)	0:11.22 (1000m)
Top Speed [km/h] (Section)	69.5 (Overall)
Race State	Finished



ToowoombaProfessional  
Race 2: LIVEWIRED ELECTRICAL Maiden Handicap - 1200m  
06 October 2025 - 13:22  
Track Rating: Good 4, Weather: Fine, Rail Position: +5m Entire



Section	Overall	1000m	800m	600m	400m	200m							
Section Times	1:14.94 [3] (0:14.59)	1:00.35 [5] (0:11.22)	0:49.13 [5] (0:12.24)	0:36.89 [4] (0:12.44)	0:24.45 [3] (0:12.15)	0:12.30 [2] (0:12.30)							
Average Speed [km/h]	49.5	63.7	58.9	58.2	59.3	58.7							
Top Speed [km/h]	69.5	67.9	60.8	59.2	60.7	60.0							
Avg. Dist. to Rail [m]	3.5	1.1	0.8	0.8	0.7	1.8							
Avg. Stride Freq. [Hz]	2.5	2.5	2.3	2.3	2.4	2.4							
Avg. Stride Length [m]	5.5	7.2	7.0	7.0	6.9	6.8							





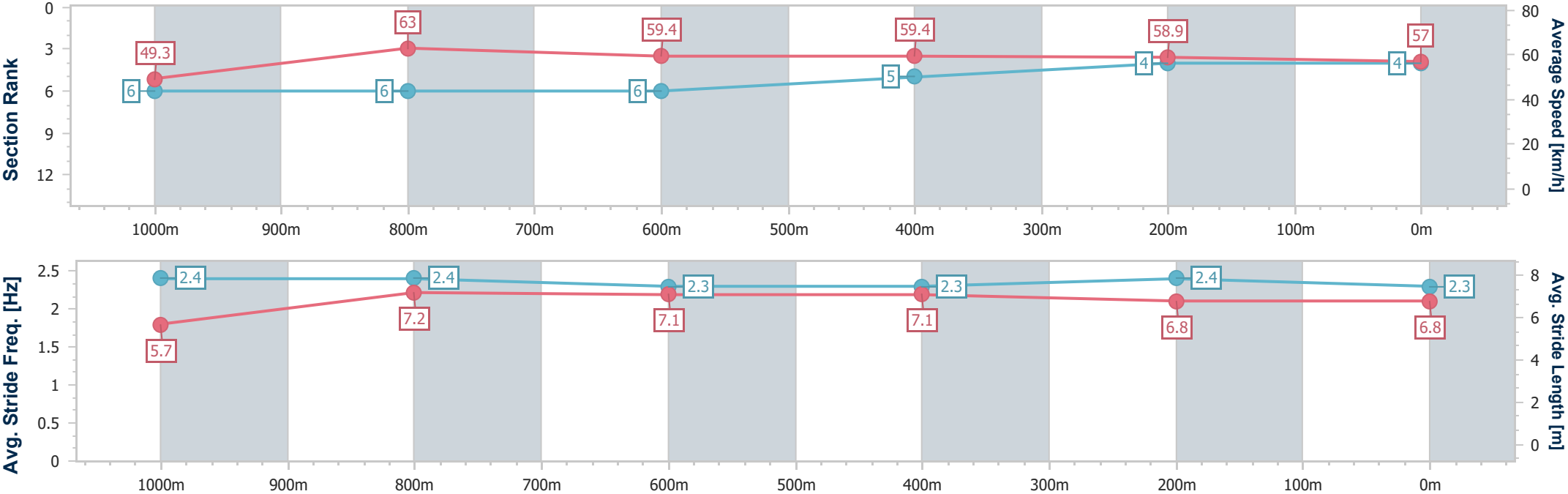
Horse/Jockey Name	Mr Hanky Panky
Final Rank	4
Fastest Section Time (Section)	0:11.46 (1000m)
Top Speed [km/h] (Section)	67.9 (Overall)
Race State	Finished



ToowoombaProfessional  
Race 2: LIVEWIRED ELECTRICAL Maiden Handicap - 1200m  
06 October 2025 - 13:22  
Track Rating: Good 4, Weather: Fine, Rail Position: +5m Entire



Section	Overall	1000m	800m	600m	400m	200m							
Section Times	1:15.60 [4] (0:14.61)	1:00.99 [6] (0:11.46)	0:49.53 [6] (0:12.24)	0:37.29 [6] (0:12.29)	0:25.00 [5] (0:12.34)	0:12.66 [4] (0:12.66)							
Average Speed [km/h]	49.3	63.0	59.4	59.4	58.9	57.0							
Top Speed [km/h]	67.9	65.9	61.1	61.4	60.9	57.7							
Avg. Dist. to Rail [m]	3.5	1.1	2.4	2.6	2.0	1.4							
Avg. Stride Freq. [Hz]	2.4	2.4	2.3	2.3	2.4	2.3							
Avg. Stride Length [m]	5.7	7.2	7.1	7.1	6.8	6.8							



[ ] Ranking at each section and finish  
-.-.- No data available at this section  
NA No data available





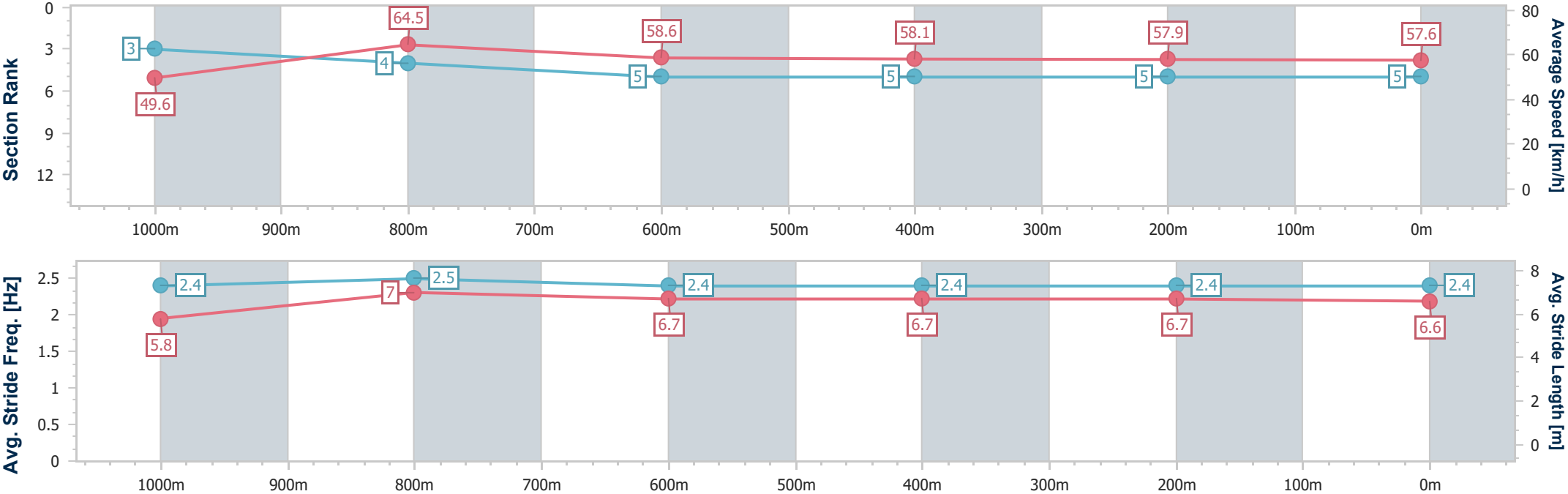
Horse/Jockey Name	Bodyswerve
Final Rank	5
Fastest Section Time (Section)	0:11.24 (1000m)
Top Speed [km/h] (Section)	67.5 (Overall)
Race State	Finished



ToowoombaProfessional  
Race 2: LIVEWIRED ELECTRICAL Maiden Handicap - 1200m  
06 October 2025 - 13:22  
Track Rating: Good 4, Weather: Fine, Rail Position: +5m Entire



Section	Overall	1000m	800m	600m	400m	200m							
Section Times	1:15.64 [5] (0:14.51)	1:01.13 [3] (0:11.24)	0:49.89 [4] (0:12.35)	0:37.54 [5] (0:12.50)	0:25.04 [5] (0:12.56)	0:12.48 [5] (0:12.48)							
Average Speed [km/h]	49.6	64.5	58.6	58.1	57.9	57.6							
Top Speed [km/h]	67.5	67.2	62.3	59.6	58.6	58.7							
Avg. Dist. to Rail [m]	5.8	1.9	1.8	1.7	1.8	2.8							
Avg. Stride Freq. [Hz]	2.4	2.5	2.4	2.4	2.4	2.4							
Avg. Stride Length [m]	5.8	7.0	6.7	6.7	6.7	6.6							





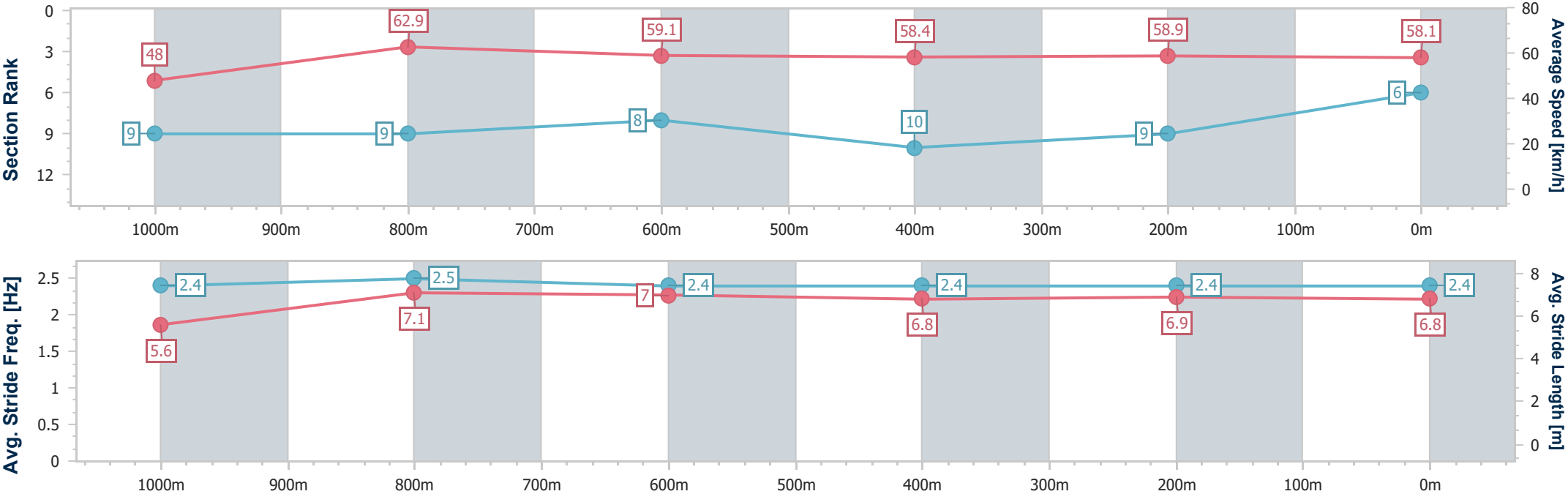
Horse/Jockey Name	Melancolie
Final Rank	6
Fastest Section Time (Section)	0:11.43 (1000m)
Top Speed [km/h] (Section)	65.6 (1000m)
Race State	Finished



ToowoombaProfessional  
Race 2: LIVEWIRED ELECTRICAL Maiden Handicap - 1200m  
06 October 2025 - 13:22  
Track Rating: Good 4, Weather: Fine, Rail Position: +5m Entire



Section	Overall	1000m	800m	600m	400m	200m							
Section Times	1:15.79 [6] (0:14.98)	1:00.81 [9] (0:11.43)	0:49.38 [9] (0:12.24)	0:37.14 [8] (0:12.50)	0:24.64 [10] (0:12.28)	0:12.36 [9] (0:12.36)							
Average Speed [km/h]	48.0	62.9	59.1	58.4	58.9	58.1							
Top Speed [km/h]	65.4	65.6	60.8	60.6	59.9	59.1							
Avg. Dist. to Rail [m]	2.7	1.5	2.3	2.4	1.8	0.7							
Avg. Stride Freq. [Hz]	2.4	2.5	2.4	2.4	2.4	2.4							
Avg. Stride Length [m]	5.6	7.1	7.0	6.8	6.9	6.8							





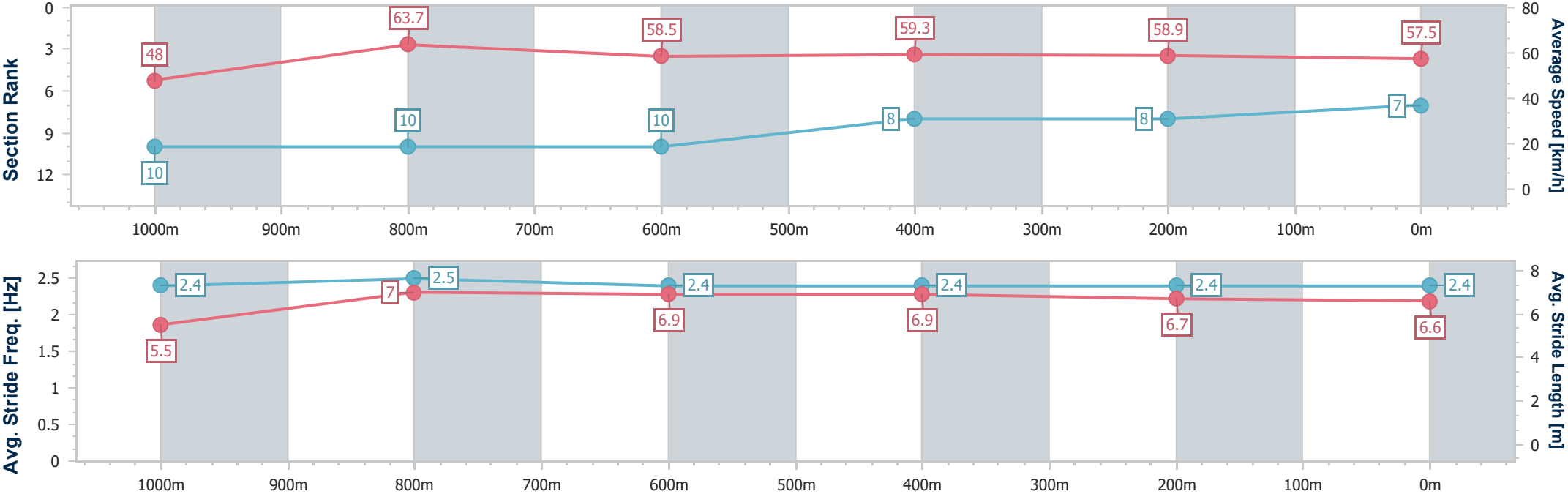
Horse/Jockey Name	Proud Miss
Final Rank	7
Fastest Section Time (Section)	0:11.44 (1000m)
Top Speed [km/h] (Section)	66.9 (Overall)
Race State	Finished



ToowoombaProfessional  
Race 2: LIVEWIRED ELECTRICAL Maiden Handicap - 1200m  
06 October 2025 - 13:22  
Track Rating: Good 4, Weather: Fine, Rail Position: +5m Entire



Section	Overall	1000m	800m	600m	400m	200m							
Section Times	1:15.90 [7] (0:14.99)	1:00.91 [10] (0:11.44)	0:49.47 [10] (0:12.36)	0:37.11 [10] (0:12.24)	0:24.87 [8] (0:12.36)	0:12.51 [8] (0:12.51)							
Average Speed [km/h]	48.0	63.7	58.5	59.3	58.9	57.5							
Top Speed [km/h]	66.9	66.5	62.1	60.5	60.2	58.2							
Avg. Dist. to Rail [m]	5.2	3.3	1.6	1.3	4.2	4.5							
Avg. Stride Freq. [Hz]	2.4	2.5	2.4	2.4	2.4	2.4							
Avg. Stride Length [m]	5.5	7.0	6.9	6.9	6.7	6.6							





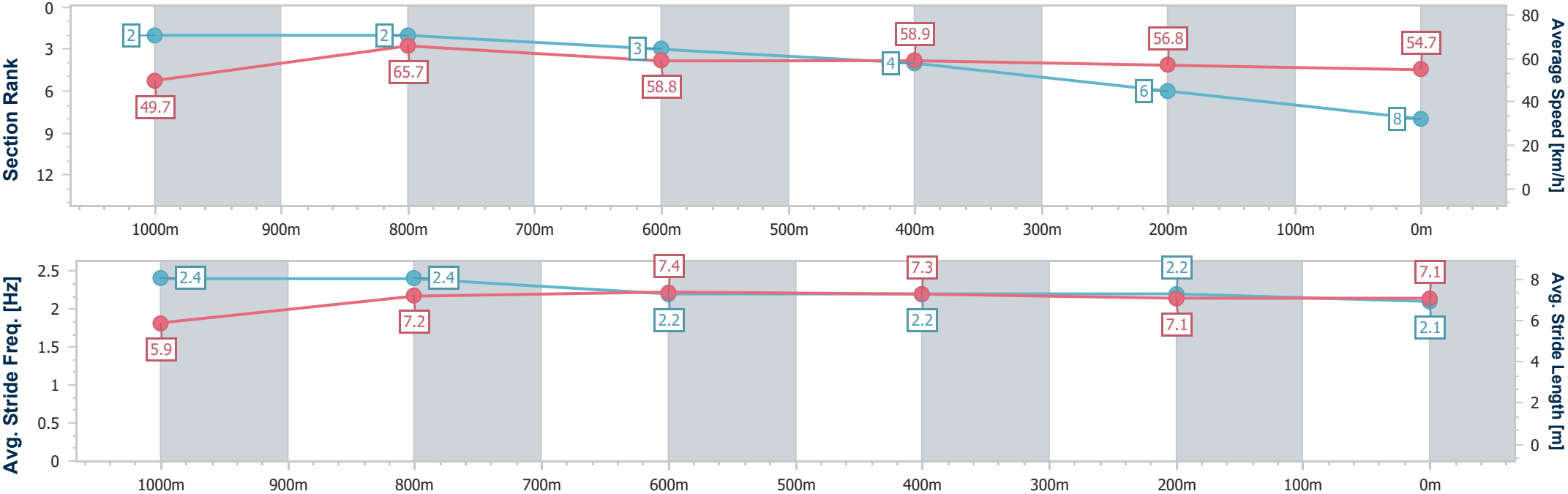
Horse/Jockey Name	In And Away
Final Rank	8
Fastest Section Time (Section)	0:11.10 (1000m)
Top Speed [km/h] (Section)	69.4 (1000m)
Race State	Finished



ToowoombaProfessional  
Race 2: LIVEWIRED ELECTRICAL Maiden Handicap - 1200m  
06 October 2025 - 13:22  
Track Rating: Good 4, Weather: Fine, Rail Position: +5m Entire



Section	Overall	1000m	800m	600m	400m	200m							
Section Times	1:16.42 [8] (0:14.50)	1:01.92 [2] (0:11.10)	0:50.82 [2] (0:12.40)	0:38.42 [3] (0:12.49)	0:25.93 [4] (0:12.77)	0:13.16 [6] (0:13.16)							
Average Speed [km/h]	49.7	65.7	58.8	58.9	56.8	54.7							
Top Speed [km/h]	68.3	69.4	60.8	60.3	57.9	55.4							
Avg. Dist. to Rail [m]	8.5	4.0	3.7	3.8	2.4	0.4							
Avg. Stride Freq. [Hz]	2.4	2.4	2.2	2.2	2.2	2.1							
Avg. Stride Length [m]	5.9	7.2	7.4	7.3	7.1	7.1							



[ ] Ranking at each section and finish  
- - - - No data available at this section  
NA No data available



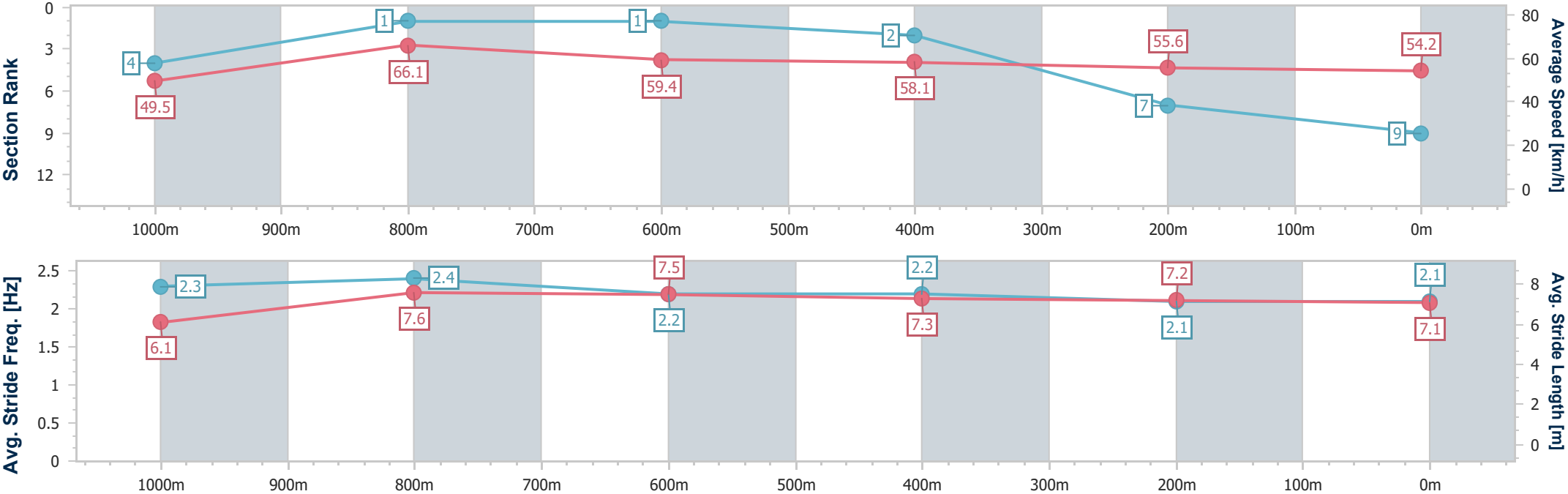
Horse/Jockey Name	Steplika Lion
Final Rank	9
Fastest Section Time (Section)	0:10.98 (1000m)
Top Speed [km/h] (Section)	69.4 (1000m)
Race State	Finished



ToowoombaProfessional  
Race 2: LIVEWIRED ELECTRICAL Maiden Handicap - 1200m  
06 October 2025 - 13:22  
Track Rating: Good 4, Weather: Fine, Rail Position: +5m Entire



Section	Overall	1000m	800m	600m	400m	200m							
Section Times	1:16.55 [9] (0:14.57)	1:01.98 [4] (0:10.98)	0:51.00 [1] (0:12.19)	0:38.81 [1] (0:12.52)	0:26.29 [2] (0:13.03)	0:13.26 [7] (0:13.26)							
Average Speed [km/h]	49.5	66.1	59.4	58.1	55.6	54.2							
Top Speed [km/h]	69.4	69.4	61.7	59.6	57.6	55.1							
Avg. Dist. to Rail [m]	10.8	2.9	1.0	1.9	1.0	0.2							
Avg. Stride Freq. [Hz]	2.3	2.4	2.2	2.2	2.1	2.1							
Avg. Stride Length [m]	6.1	7.6	7.5	7.3	7.2	7.1							





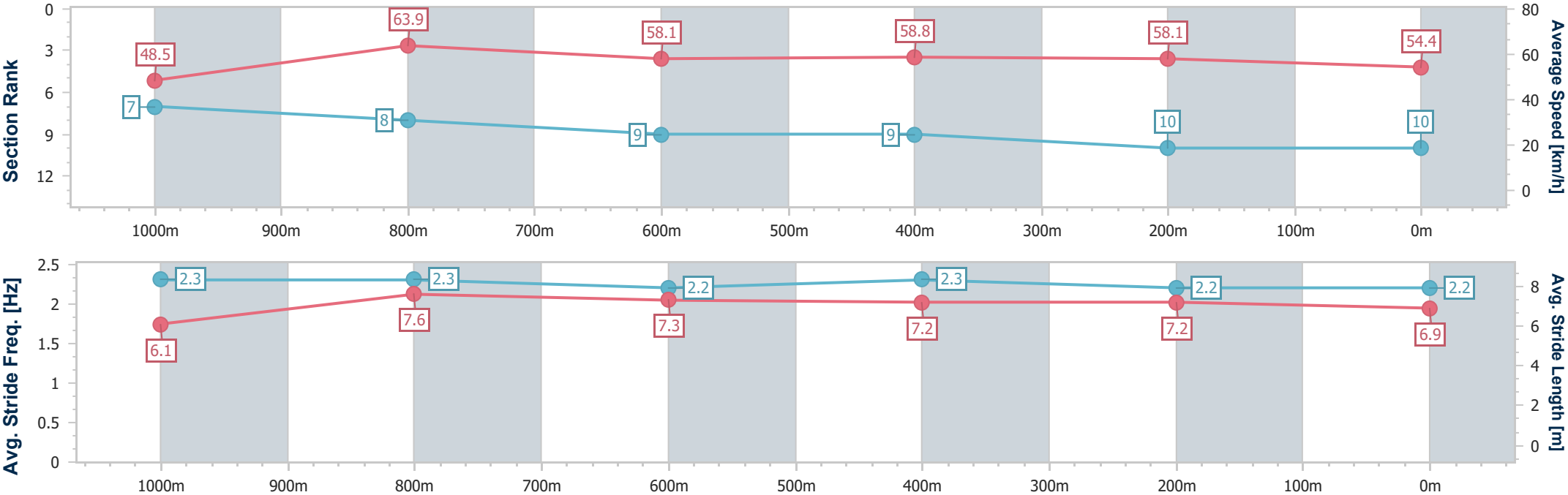
Horse/Jockey Name	Foolish Player
Final Rank	10
Fastest Section Time (Section)	0:11.35 (1000m)
Top Speed [km/h] (Section)	67.1 (1000m)
Race State	Finished



ToowoombaProfessional  
Race 2: LIVEWIRED ELECTRICAL Maiden Handicap - 1200m  
06 October 2025 - 13:22  
Track Rating: Good 4, Weather: Fine, Rail Position: +5m Entire



Section	Overall	1000m	800m	600m	400m	200m							
Section Times	1:16.76 [10] (0:14.84)	1:01.92 [7] (0:11.35)	0:50.57 [8] (0:12.48)	0:38.09 [9] (0:12.42)	0:25.67 [9] (0:12.45)	0:13.22 [10] (0:13.22)							
Average Speed [km/h]	48.5	63.9	58.1	58.8	58.1	54.4							
Top Speed [km/h]	66.9	67.1	61.4	60.3	59.3	56.6							
Avg. Dist. to Rail [m]	7.2	1.9	2.7	2.6	2.4	4.3							
Avg. Stride Freq. [Hz]	2.3	2.3	2.2	2.3	2.2	2.2							
Avg. Stride Length [m]	6.1	7.6	7.3	7.2	7.2	6.9							





# Toowoomba Professional

## Race 3: ARMSTRONG GWM Maiden Handicap - 1200m

06 October 2025 - 13:57



Track Rating: Good 4, Weather: Fine, Rail Position: +5m Entire

Section						Overall	1000m	800m	600m	400m	200m	Last 600m				
Field Times						1:14.22 (0:14.53)	0:59.69 (0:11.13)	0:48.56 (0:11.82)	0:36.74 (0:12.27)	0:24.47 (0:12.07)	0:12.40 (0:12.40)	0:36.74				
Rank	TAB	Horse/Jockey	Barrier	Top Speed [km/h]	Fastest Section									Margin	Distance Travelled [m]	
1	12	GERRY'S PICK	1	67.4	0:11.09	1:14.22 [1]	0:59.35 [6]	0:48.26 [3]	0:36.56 [2]	0:24.47 [1]	0:12.40 [1]	1:14.22	0:36.56			
		Anthony Allen		Overall	1000m	(0:14.87)	(0:11.09)	(0:11.70)	(0:12.09)	(0:12.07)	(0:12.40)					
2	10	TORONESS	8	67.3	0:11.42	1:14.62 [2]	0:59.90 [4]	0:48.48 [6]	0:36.75 [6]	0:24.48 [5]	0:12.24 [5]	2.3L	0:36.75	+9		
		Les Tilley		Overall	1000m	(0:14.72)	(0:11.42)	(0:11.73)	(0:12.27)	(0:12.24)	(0:12.24)					
3	11	RARE MOON	10	67.1	0:11.25	1:14.67 [3]	0:59.30 [11]	0:48.05 [10]	0:36.19 [10]	0:24.08 [10]	0:12.06 [7]	2.62L	0:36.19	+6		
		Corey Bayliss		1000m	1000m	(0:15.37)	(0:11.25)	(0:11.86)	(0:12.11)	(0:12.02)	(0:12.06)					
4	5	LAAN	4	66.9	0:11.12	1:15.02 [4]	1:00.02 [8]	0:48.90 [5]	0:37.16 [4]	0:25.03 [4]	0:12.73 [3]	4.65L	0:37.16	+3		
		Daniel Moor		1000m	1000m	(0:15.00)	(0:11.12)	(0:11.74)	(0:12.13)	(0:12.30)	(0:12.73)					
5	7	STABILIZER	9	68.5	0:10.91	1:15.02 [5]	1:00.27 [5]	0:49.36 [1]	0:37.54 [1]	0:25.27 [2]	0:12.99 [2]	4.67L	0:37.54	+5		
		Stacey Callow		1000m	1000m	(0:14.75)	(0:10.91)	(0:11.82)	(0:12.27)	(0:12.28)	(0:12.99)					
6	4	STOCKS 'N' BONDS	7	66.3	0:11.49	1:15.18 [6]	1:00.11 [10]	0:48.62 [9]	0:36.76 [9]	0:24.73 [9]	0:12.46 [8]	5.6L	0:36.76	+8		
		Karl Zechner		1000m	1000m	(0:15.07)	(0:11.49)	(0:11.86)	(0:12.03)	(0:12.27)	(0:12.46)					
7	2	SIR SNACKALOT	3	66.8	0:11.34	1:15.27 [7]	1:00.74 [1]	0:49.40 [2]	0:37.54 [3]	0:25.31 [3]	0:12.90 [4]	6.15L	0:37.54	+12		
		Montanna Savva		1000m	1000m	(0:14.53)	(0:11.34)	(0:11.86)	(0:12.23)	(0:12.41)	(0:12.90)					
8	8	DUKE OF BANTRY	11	64.5	0:11.73	1:15.28 [8]	1:00.23 [9]	0:48.50 [11]	0:36.57 [11]	0:24.41 [11]	0:12.23 [11]	6.21L	0:36.57	+8		
		Nozi Tomizawa		1000m	1000m	(0:15.05)	(0:11.73)	(0:11.93)	(0:12.16)	(0:12.18)	(0:12.23)					
9	9	HABERFIELD	6	66.4	0:11.54	1:15.61 [9]	1:00.94 [3]	0:49.40 [8]	0:37.57 [8]	0:25.42 [7]	0:12.86 [9]	8.13L	0:37.57	+12		
		Adin Thompson		Overall	1000m	(0:14.67)	(0:11.54)	(0:11.83)	(0:12.15)	(0:12.56)	(0:12.86)					
10	3	ANXO	5	66.9	0:11.40	1:15.70 [10]	1:01.08 [2]	0:49.68 [4]	0:37.84 [5]	0:25.54 [6]	0:13.17 [6]	8.67L	0:37.84	+11		
		Justin Huxtable		Overall	1000m	(0:14.62)	(0:11.40)	(0:11.84)	(0:12.30)	(0:12.37)	(0:13.17)					

Scratched: Bruckheimer (#1), O'reilly's Shout (#13)



# Toowoomba Professional

## Race 3: ARMSTRONG GWM Maiden Handicap - 1200m

06 October 2025 - 13:57



Track Rating: Good 4, Weather: Fine, Rail Position: +5m Entire

Section					Overall	1000m	800m	600m	400m	200m	Last 600m			
Field Times					1:14.22 (0:14.53)	0:59.69 (0:11.13)	0:48.56 (0:11.82)	0:36.74 (0:12.27)	0:24.47 (0:12.07)	0:12.40 (0:12.40)	0:36.74			
Rank	TAB	Horse/Jockey	Barrier	Top Speed [km/h]	Fastest Section						Margin	Distance Travelled [m]		
11	6	HONEST DOLL	2	66.9	0:11.23	1:16.23 [11]	1:01.31 [7]	0:50.08 [7]	0:38.20 [7]	0:25.93 [8]	0:13.43 [10]	11.81L	0:38.20	+4
		Darren Evans		1000m	1000m	(0:14.92)	(0:11.23)	(0:11.88)	(0:12.27)	(0:12.50)	(0:13.43)			

Scratched: Bruckheimer (#1), O'reilly's Shout (#13)





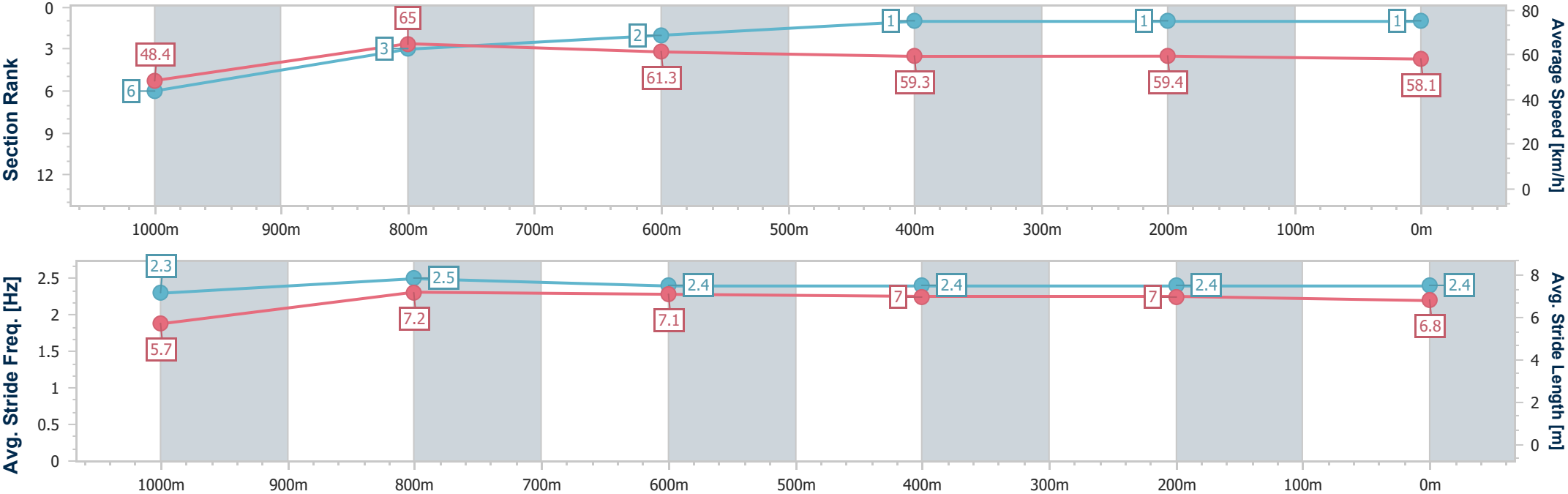
Horse/Jockey Name	Gerry's Pick
Final Rank	1
Fastest Section Time (Section)	0:11.09 (1000m)
Top Speed [km/h] (Section)	67.4 (Overall)
Race State	Finished



ToowoombaProfessional  
Race 3: ARMSTRONG GWM Maiden Handicap - 1200m  
06 October 2025 - 13:57  
Track Rating: Good 4, Weather: Fine, Rail Position: +5m Entire



Section	Overall	1000m	800m	600m	400m	200m								
Section Times	1:14.22 [1] (0:14.87)	0:59.35 [6] (0:11.09)	0:48.26 [3] (0:11.70)	0:36.56 [2] (0:12.09)	0:24.47 [1] (0:12.07)	0:12.40 [1] (0:12.40)								
Average Speed [km/h]	48.4	65.0	61.3	59.3	59.4	58.1								
Top Speed [km/h]	67.4	66.9	64.0	60.2	60.9	58.8								
Avg. Dist. to Rail [m]	3.8	0.8	0.8	0.7	0.8	0.8								
Avg. Stride Freq. [Hz]	2.3	2.5	2.4	2.4	2.4	2.4								
Avg. Stride Length [m]	5.7	7.2	7.1	7.0	7.0	6.8								





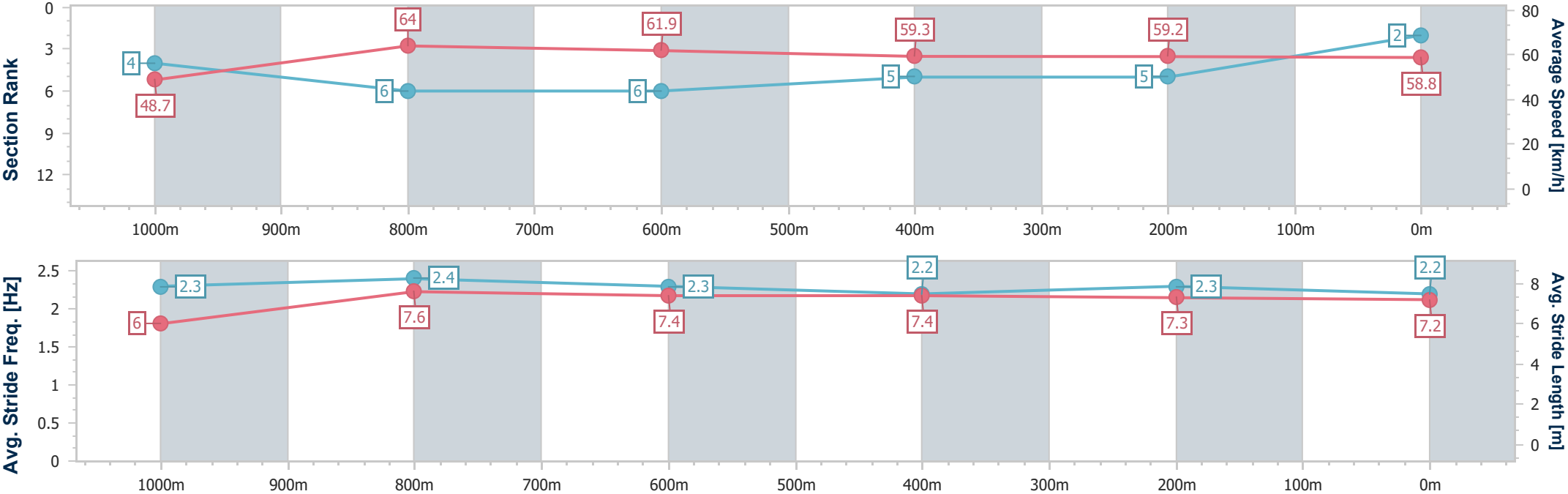
Horse/Jockey Name	Toronest
Final Rank	2
Fastest Section Time (Section)	0:11.42 (1000m)
Top Speed [km/h] (Section)	67.3 (Overall)
Race State	Finished



ToowoombaProfessional  
Race 3: ARMSTRONG GWM Maiden Handicap - 1200m  
06 October 2025 - 13:57  
Track Rating: Good 4, Weather: Fine, Rail Position: +5m Entire



Section	Overall	1000m	800m	600m	400m	200m							
Section Times	1:14.62 [2] (0:14.72)	0:59.90 [4] (0:11.42)	0:48.48 [6] (0:11.73)	0:36.75 [6] (0:12.27)	0:24.48 [5] (0:12.24)	0:12.24 [5] (0:12.24)							
Average Speed [km/h]	48.7	64.0	61.9	59.3	59.2	58.8							
Top Speed [km/h]	67.3	67.3	65.1	60.9	60.2	59.4							
Avg. Dist. to Rail [m]	7.3	3.0	2.3	2.4	1.4	2.5							
Avg. Stride Freq. [Hz]	2.3	2.4	2.3	2.2	2.3	2.2							
Avg. Stride Length [m]	6.0	7.6	7.4	7.4	7.3	7.2							





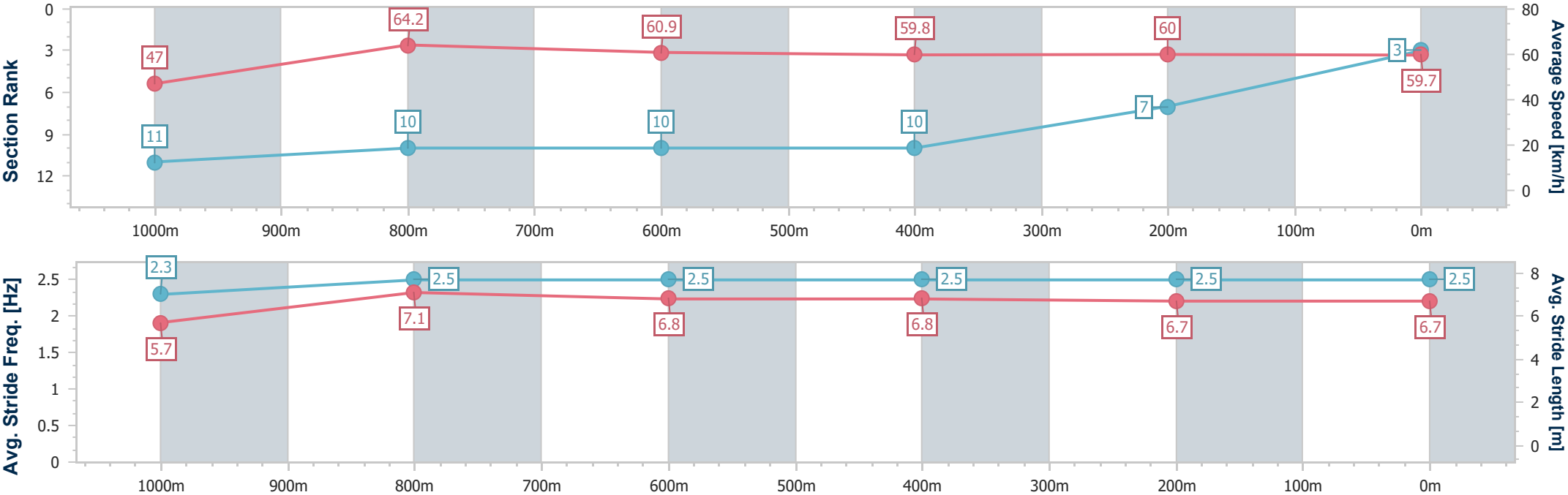
Horse/Jockey Name	Rare Moon
Final Rank	3
Fastest Section Time (Section)	0:11.25 (1000m)
Top Speed [km/h] (Section)	67.1 (1000m)
Race State	Finished



ToowoombaProfessional  
Race 3: ARMSTRONG GWM Maiden Handicap - 1200m  
06 October 2025 - 13:57  
Track Rating: Good 4, Weather: Fine, Rail Position: +5m Entire



Section	Overall	1000m	800m	600m	400m	200m							
Section Times	1:14.67 [3] (0:15.37)	0:59.30 [11] (0:11.25)	0:48.05 [10] (0:11.86)	0:36.19 [10] (0:12.11)	0:24.08 [10] (0:12.02)	0:12.06 [7] (0:12.06)							
Average Speed [km/h]	47.0	64.2	60.9	59.8	60.0	59.7							
Top Speed [km/h]	66.0	67.1	63.7	61.3	61.2	61.1							
Avg. Dist. to Rail [m]	7.6	1.3	2.0	0.9	1.3	0.8							
Avg. Stride Freq. [Hz]	2.3	2.5	2.5	2.5	2.5	2.5							
Avg. Stride Length [m]	5.7	7.1	6.8	6.8	6.7	6.7							



[ ] Ranking at each section and finish  
- - - - No data available at this section  
NA No data available



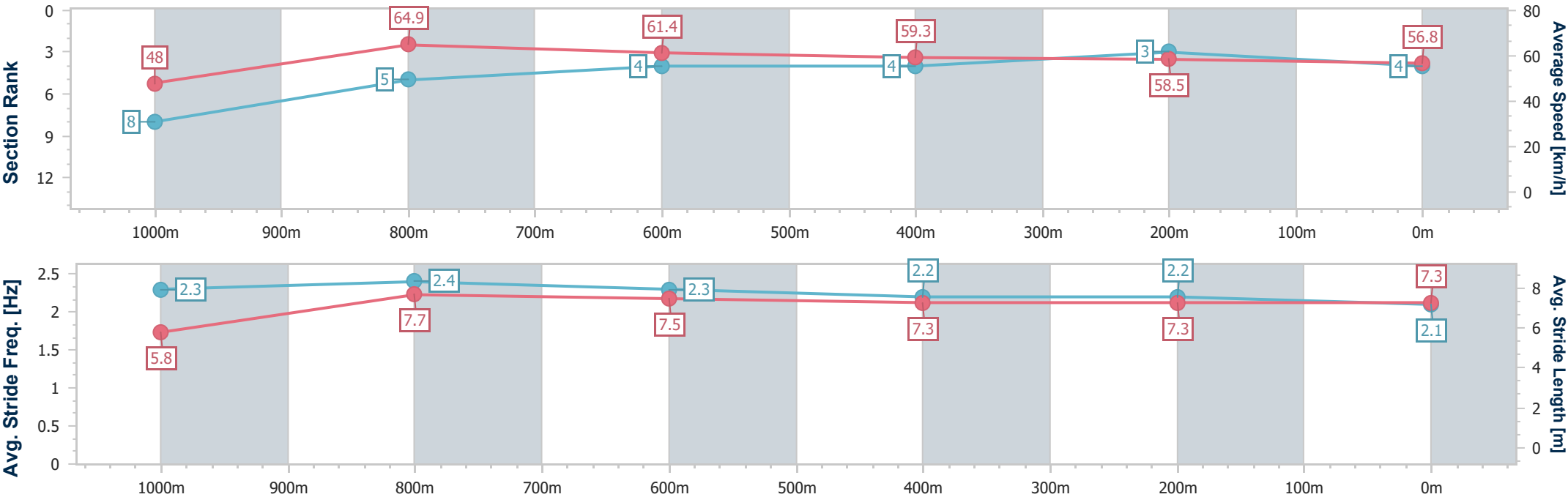
Horse/Jockey Name	Laan
Final Rank	4
Fastest Section Time (Section)	0:11.12 (1000m)
Top Speed [km/h] (Section)	66.9 (1000m)
Race State	Finished



ToowoombaProfessional  
Race 3: ARMSTRONG GWM Maiden Handicap - 1200m  
06 October 2025 - 13:57  
Track Rating: Good 4, Weather: Fine, Rail Position: +5m Entire



Section	Overall	1000m	800m	600m	400m	200m							
Section Times	1:15.02 [4] (0:15.00)	1:00.02 [8] (0:11.12)	0:48.90 [5] (0:11.74)	0:37.16 [4] (0:12.13)	0:25.03 [4] (0:12.30)	0:12.73 [3] (0:12.73)							
Average Speed [km/h]	48.0	64.9	61.4	59.3	58.5	56.8							
Top Speed [km/h]	66.6	66.9	64.1	60.5	60.2	56.9							
Avg. Dist. to Rail [m]	3.1	0.5	0.5	0.3	0.3	0.7							
Avg. Stride Freq. [Hz]	2.3	2.4	2.3	2.2	2.2	2.1							
Avg. Stride Length [m]	5.8	7.7	7.5	7.3	7.3	7.3							





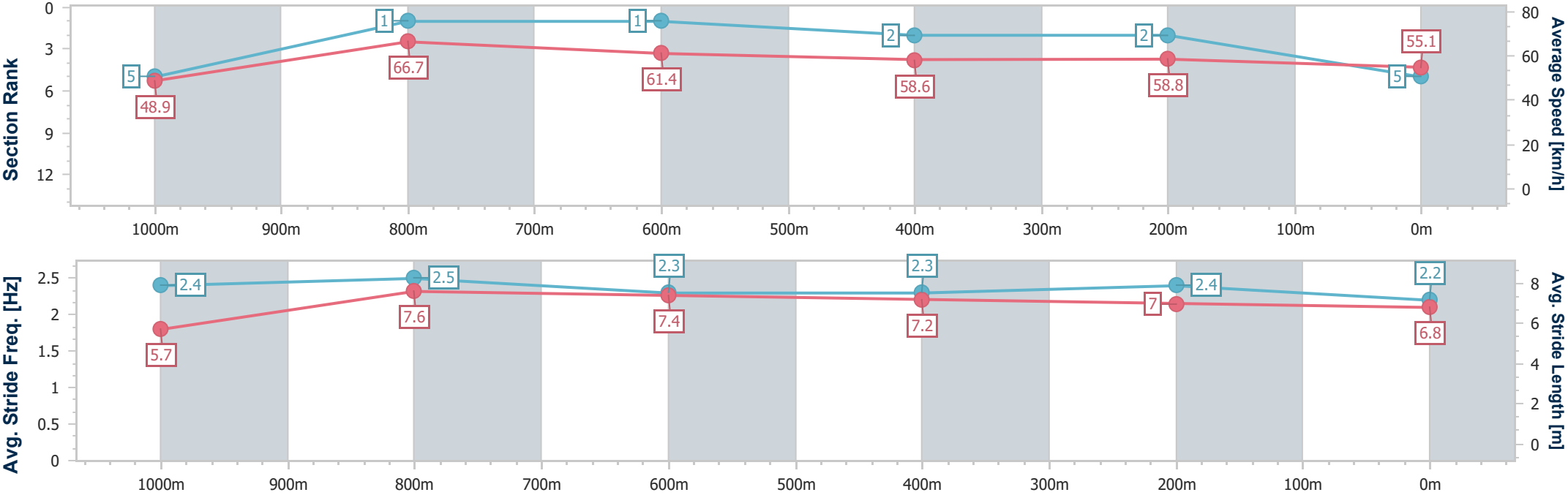
Horse/Jockey Name	Stabilizer
Final Rank	5
Fastest Section Time (Section)	0:10.91 (1000m)
Top Speed [km/h] (Section)	68.5 (1000m)
Race State	Finished



ToowoombaProfessional  
Race 3: ARMSTRONG GWM Maiden Handicap - 1200m  
06 October 2025 - 13:57  
Track Rating: Good 4, Weather: Fine, Rail Position: +5m Entire



Section	Overall	1000m	800m	600m	400m	200m							
Section Times	1:15.02 [5] (0:14.75)	1:00.27 [5] (0:10.91)	0:49.36 [1] (0:11.82)	0:37.54 [1] (0:12.27)	0:25.27 [2] (0:12.28)	0:12.99 [2] (0:12.99)							
Average Speed [km/h]	48.9	66.7	61.4	58.6	58.8	55.1							
Top Speed [km/h]	67.7	68.5	63.1	59.6	60.1	56.7							
Avg. Dist. to Rail [m]	9.7	3.6	1.3	0.4	0.5	0.3							
Avg. Stride Freq. [Hz]	2.4	2.5	2.3	2.3	2.4	2.2							
Avg. Stride Length [m]	5.7	7.6	7.4	7.2	7.0	6.8							





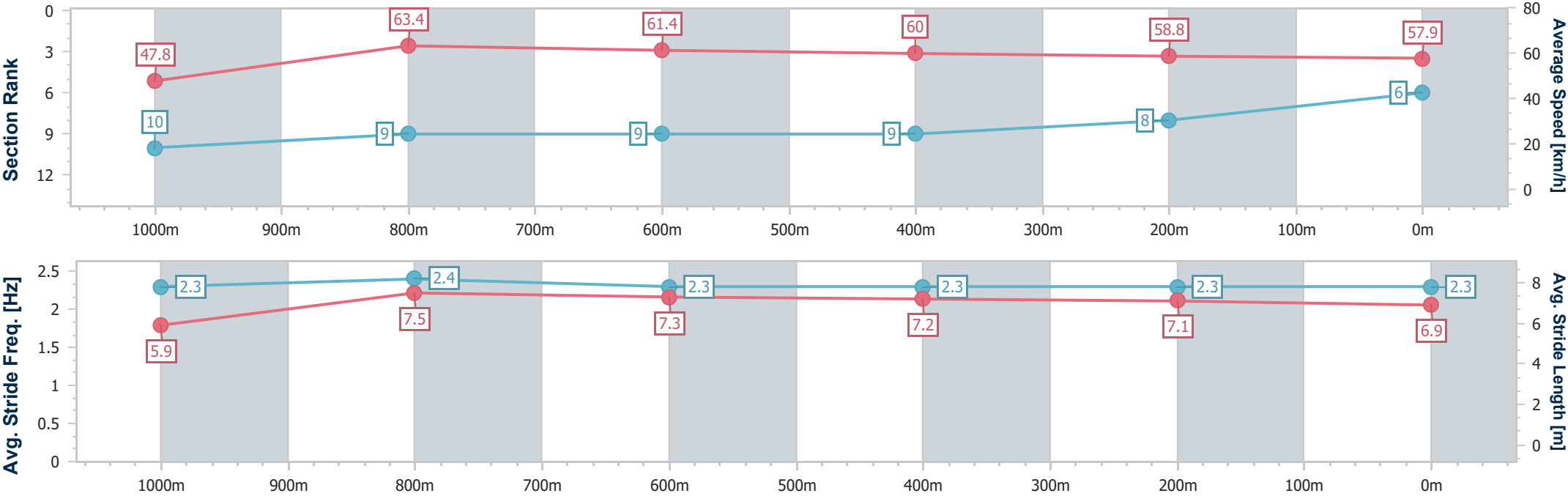
Horse/Jockey Name	Stocks 'N' Bonds
Final Rank	6
Fastest Section Time (Section)	0:11.49 (1000m)
Top Speed [km/h] (Section)	66.3 (1000m)
Race State	Finished



ToowoombaProfessional  
Race 3: ARMSTRONG GWM Maiden Handicap - 1200m  
06 October 2025 - 13:57  
Track Rating: Good 4, Weather: Fine, Rail Position: +5m Entire



Section	Overall	1000m	800m	600m	400m	200m							
Section Times	1:15.18 [6] (0:15.07)	1:00.11 [10] (0:11.49)	0:48.62 [9] (0:11.86)	0:36.76 [9] (0:12.03)	0:24.73 [9] (0:12.27)	0:12.46 [8] (0:12.46)							
Average Speed [km/h]	47.8	63.4	61.4	60.0	58.8	57.9							
Top Speed [km/h]	65.0	66.3	64.3	61.4	60.9	58.8							
Avg. Dist. to Rail [m]	7.7	3.7	2.2	0.6	2.4	3.9							
Avg. Stride Freq. [Hz]	2.3	2.4	2.3	2.3	2.3	2.3							
Avg. Stride Length [m]	5.9	7.5	7.3	7.2	7.1	6.9							





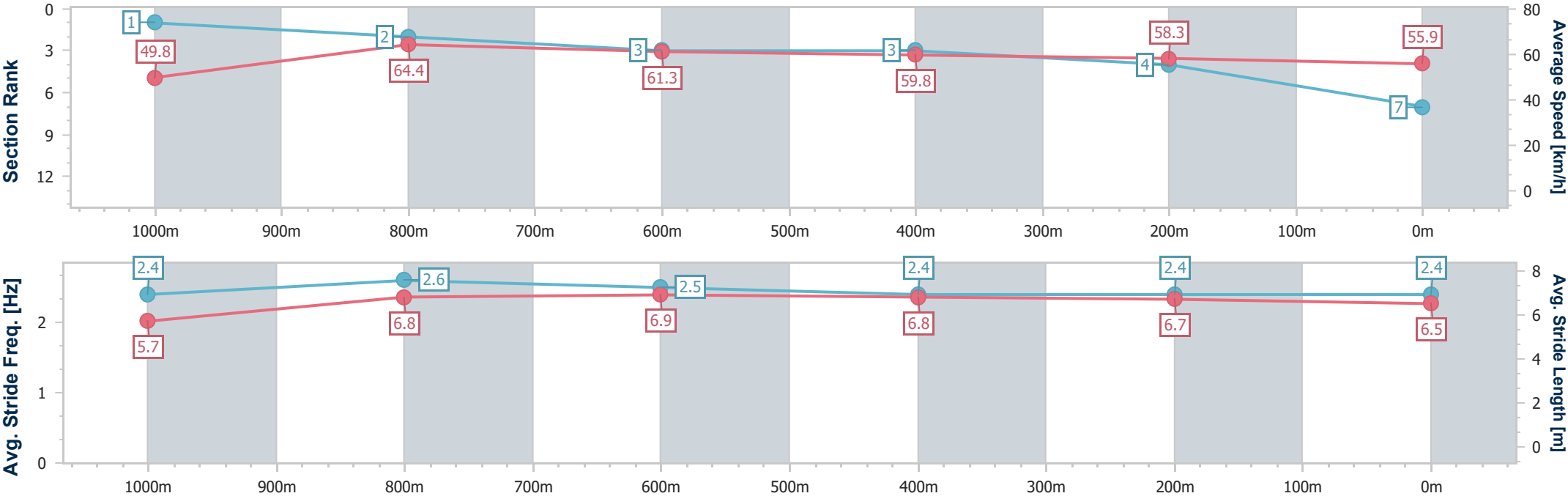
Horse/Jockey Name	Sir Snackalot
Final Rank	7
Fastest Section Time (Section)	0:11.34 (1000m)
Top Speed [km/h] (Section)	66.8 (1000m)
Race State	Finished



ToowoombaProfessional  
Race 3: ARMSTRONG GWM Maiden Handicap - 1200m  
06 October 2025 - 13:57  
Track Rating: Good 4, Weather: Fine, Rail Position: +5m Entire



Section	Overall	1000m	800m	600m	400m	200m							
Section Times	1:15.27 [7] (0:14.53)	1:00.74 [1] (0:11.34)	0:49.40 [2] (0:11.86)	0:37.54 [3] (0:12.23)	0:25.31 [3] (0:12.41)	0:12.90 [4] (0:12.90)							
Average Speed [km/h]	49.8	64.4	61.3	59.8	58.3	55.9							
Top Speed [km/h]	66.8	66.8	63.3	61.5	59.3	57.2							
Avg. Dist. to Rail [m]	5.2	3.8	3.5	2.8	2.0	2.9							
Avg. Stride Freq. [Hz]	2.4	2.6	2.5	2.4	2.4	2.4							
Avg. Stride Length [m]	5.7	6.8	6.9	6.8	6.7	6.5							





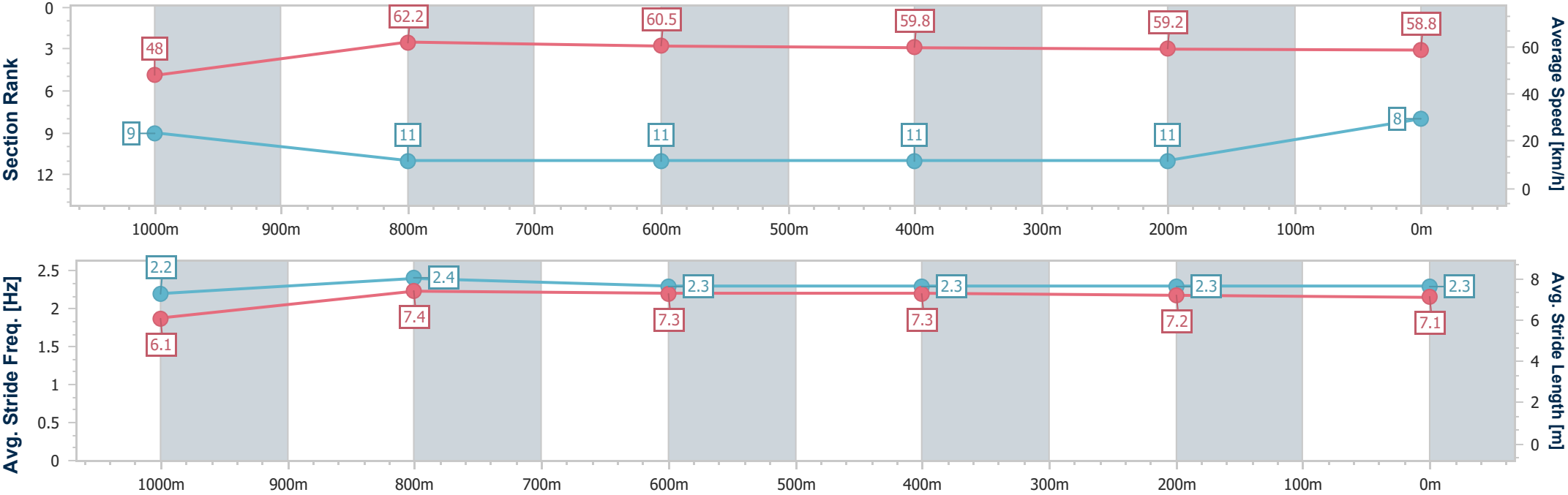
Horse/Jockey Name	Duke Of Bantry
Final Rank	8
Fastest Section Time (Section)	0:11.73 (1000m)
Top Speed [km/h] (Section)	64.5 (1000m)
Race State	Finished



ToowoombaProfessional  
Race 3: ARMSTRONG GWM Maiden Handicap - 1200m  
06 October 2025 - 13:57  
Track Rating: Good 4, Weather: Fine, Rail Position: +5m Entire



Section	Overall	1000m	800m	600m	400m	200m							
Section Times	1:15.28 [8] (0:15.05)	1:00.23 [9] (0:11.73)	0:48.50 [11] (0:11.93)	0:36.57 [11] (0:12.16)	0:24.41 [11] (0:12.18)	0:12.23 [11] (0:12.23)							
Average Speed [km/h]	48.0	62.2	60.5	59.8	59.2	58.8							
Top Speed [km/h]	64.1	64.5	62.3	61.7	59.7	59.9							
Avg. Dist. to Rail [m]	9.7	3.6	1.7	1.9	0.6	0.3							
Avg. Stride Freq. [Hz]	2.2	2.4	2.3	2.3	2.3	2.3							
Avg. Stride Length [m]	6.1	7.4	7.3	7.3	7.2	7.1							







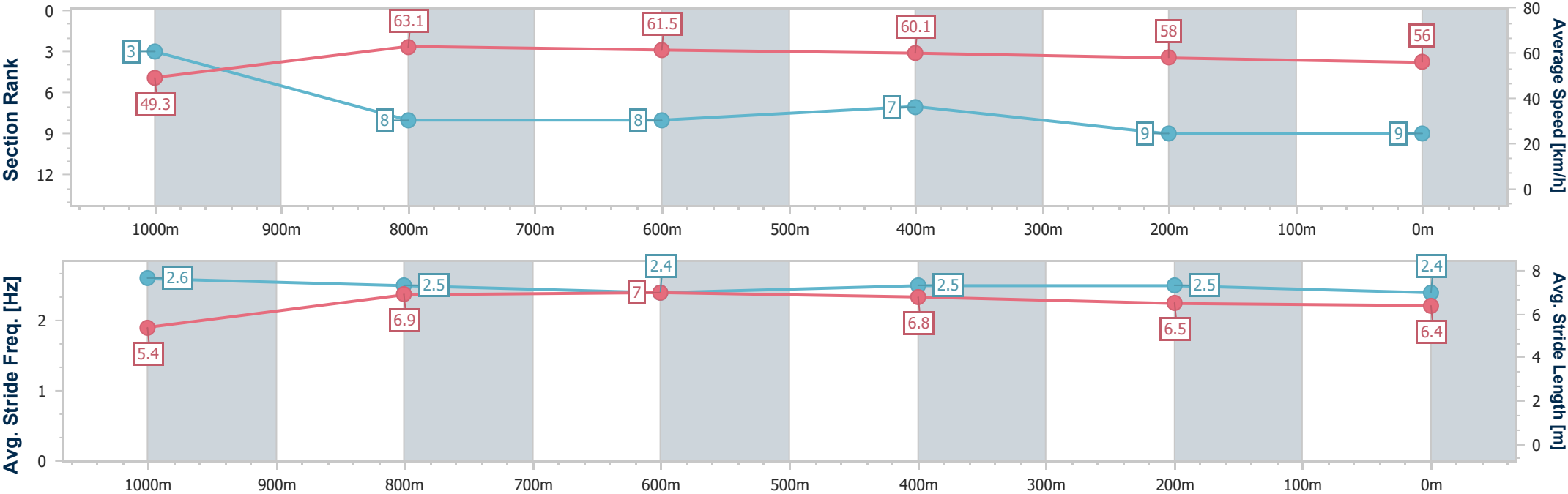
Horse/Jockey Name	Haberfield
Final Rank	9
Fastest Section Time (Section)	0:11.54 (1000m)
Top Speed [km/h] (Section)	66.4 (Overall)
Race State	Finished



ToowoombaProfessional  
Race 3: ARMSTRONG GWM Maiden Handicap - 1200m  
06 October 2025 - 13:57  
Track Rating: Good 4, Weather: Fine, Rail Position: +5m Entire



Section	Overall	1000m	800m	600m	400m	200m							
Section Times	1:15.61 [9] (0:14.67)	1:00.94 [3] (0:11.54)	0:49.40 [8] (0:11.83)	0:37.57 [8] (0:12.15)	0:25.42 [7] (0:12.56)	0:12.86 [9] (0:12.86)							
Average Speed [km/h]	49.3	63.1	61.5	60.1	58.0	56.0							
Top Speed [km/h]	66.4	65.5	65.1	62.6	59.5	57.2							
Avg. Dist. to Rail [m]	7.1	3.8	2.6	3.0	4.0	6.6							
Avg. Stride Freq. [Hz]	2.6	2.5	2.4	2.5	2.5	2.4							
Avg. Stride Length [m]	5.4	6.9	7.0	6.8	6.5	6.4							





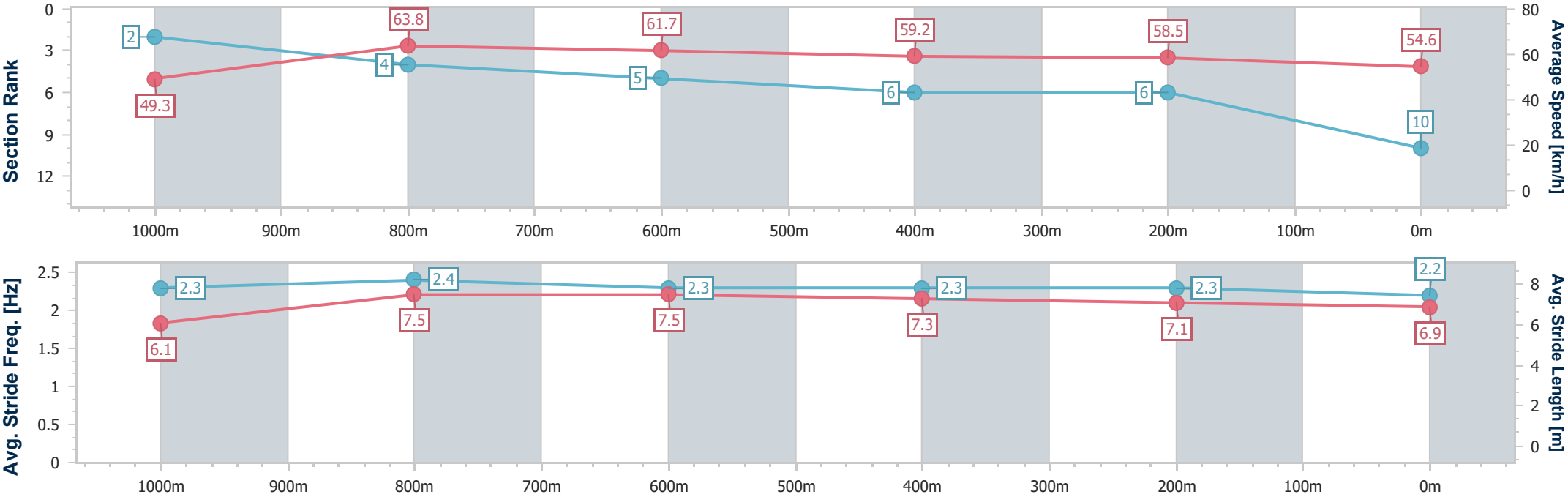
Horse/Jockey Name	Anxo
Final Rank	10
Fastest Section Time (Section)	0:11.40 (1000m)
Top Speed [km/h] (Section)	66.9 (Overall)
Race State	Finished



ToowoombaProfessional  
Race 3: ARMSTRONG GWM Maiden Handicap - 1200m  
06 October 2025 - 13:57  
Track Rating: Good 4, Weather: Fine, Rail Position: +5m Entire



Section	Overall	1000m	800m	600m	400m	200m							
Section Times	1:15.70 [10] (0:14.62)	1:01.08 [2] (0:11.40)	0:49.68 [4] (0:11.84)	0:37.84 [5] (0:12.30)	0:25.54 [6] (0:12.37)	0:13.17 [6] (0:13.17)							
Average Speed [km/h]	49.3	63.8	61.7	59.2	58.5	54.6							
Top Speed [km/h]	66.9	66.2	62.3	61.1	60.8	56.7							
Avg. Dist. to Rail [m]	6.8	3.4	3.8	2.2	2.1	3.6							
Avg. Stride Freq. [Hz]	2.3	2.4	2.3	2.3	2.3	2.2							
Avg. Stride Length [m]	6.1	7.5	7.5	7.3	7.1	6.9							





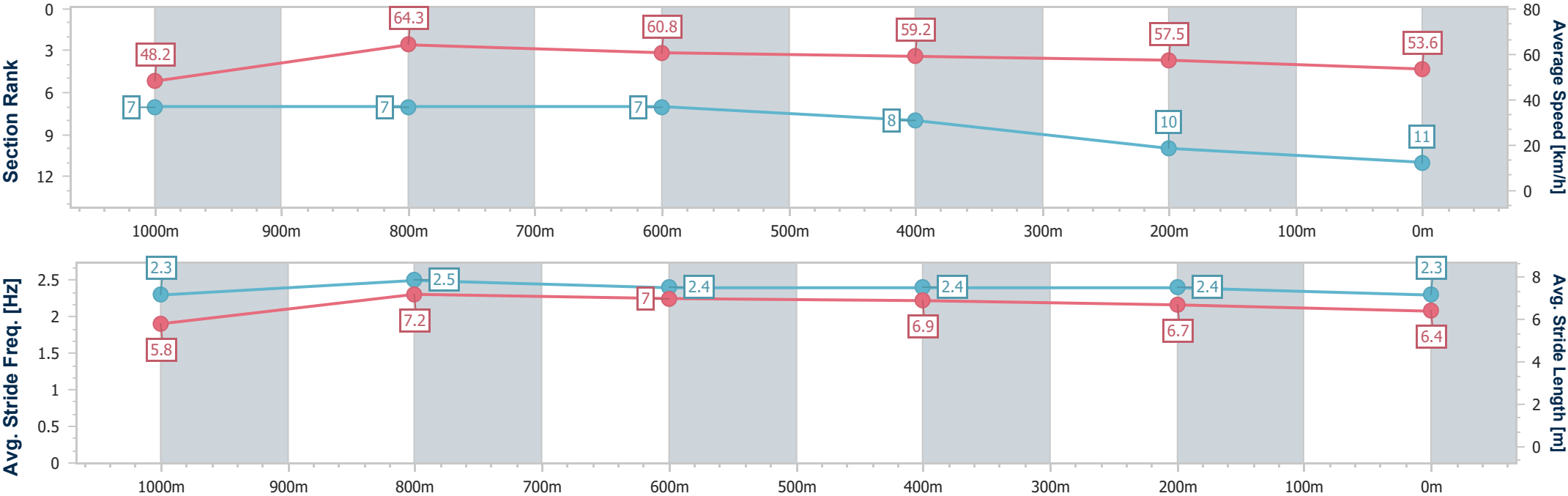
Horse/Jockey Name	Honest Doll
Final Rank	11
Fastest Section Time (Section)	0:11.23 (1000m)
Top Speed [km/h] (Section)	66.9 (1000m)
Race State	Finished



ToowoombaProfessional  
Race 3: ARMSTRONG GWM Maiden Handicap - 1200m  
06 October 2025 - 13:57  
Track Rating: Good 4, Weather: Fine, Rail Position: +5m Entire



Section	Overall	1000m	800m	600m	400m	200m							
Section Times	1:16.23 [11] (0:14.92)	1:01.31 [7] (0:11.23)	0:50.08 [7] (0:11.88)	0:38.20 [7] (0:12.27)	0:25.93 [8] (0:12.50)	0:13.43 [10] (0:13.43)							
Average Speed [km/h]	48.2	64.3	60.8	59.2	57.5	53.6							
Top Speed [km/h]	66.7	66.9	64.8	60.9	58.8	56.0							
Avg. Dist. to Rail [m]	2.9	0.7	1.9	1.6	0.5	0.5							
Avg. Stride Freq. [Hz]	2.3	2.5	2.4	2.4	2.4	2.3							
Avg. Stride Length [m]	5.8	7.2	7.0	6.9	6.7	6.4							





# Toowoomba Professional

## Race 4: VIEW HOTEL BRISBANE BENCHMARK 65 Handicap - 1625m

06 October 2025 - 14:31



Track Rating: Good 4, Weather: Fine, Rail Position: +5m Entire

Section						Overall	1400m	1200m	1000m	800m	600m	400m	Last 600m		
Field Times						1:40.58 (0:16.22)	1:24.36 (0:11.42)	1:12.94 (0:11.70)	1:01.24 (0:12.38)	0:48.86 (0:12.21)	0:36.65 (0:11.90)	0:24.75 (0:12.13)	0:36.65		
Rank	TAB	Horse/Jockey	Barrier	Top Speed [km/h]	Fastest Section									Distance Travelled [m]	
1	8	EARL OF DEVON	1	65.9	0:11.42	1:40.58 [1]	1:24.36 [1]	1:12.94 [1]	1:01.24 [1]	0:48.86 [1]	0:36.65 [1]	0:24.75 [1]	0:36.65		
		Bailey Wheeler		Overall	1400m	(0:16.22)	(0:11.42)	(0:11.70)	(0:12.38)	(0:12.21)	(0:11.90)	(0:12.13)			
2	5	FORT WILLIAM	2	67.8	0:11.43	1:40.73 [2]	1:23.86 [6]	1:12.43 [6]	1:00.65 [6]	0:48.34 [5]	0:36.15 [4]	0:24.21 [4]	0:36.15 -1		
		Chelsea Baker		Overall	1400m	(0:16.87)	(0:11.43)	(0:11.78)	(0:12.31)	(0:12.19)	(0:11.94)	(0:11.94)			
3	1	SPRAY GUN	6	67.1	0:11.32	1:40.95 [3]	1:24.45 [2]	1:13.13 [2]	1:01.36 [2]	0:49.05 [2]	0:36.80 [2]	0:24.74 [2]	0:36.80 +0		
		Justin Huxtable		Overall	1400m	(0:16.50)	(0:11.32)	(0:11.77)	(0:12.31)	(0:12.25)	(0:12.06)	(0:12.00)			
4	6	BLUMSTIEN	4	66.6	0:11.45	1:41.03 [4]	1:24.41 [3]	1:12.96 [3]	1:01.25 [3]	0:48.97 [3]	0:36.82 [3]	0:24.59 [3]	0:36.82 +0		
		Jake Molloy		Overall	1400m	(0:16.62)	(0:11.45)	(0:11.71)	(0:12.28)	(0:12.15)	(0:12.23)	(0:12.20)			
5	11	BRINGME	3	65.5	0:11.57	1:41.53 [5]	1:24.51 [7]	1:12.94 [7]	1:01.17 [7]	0:48.82 [7]	0:36.51 [7]	0:24.51 [7]	0:36.51 +3		
		Karl Zechner		Overall	1400m	(0:17.02)	(0:11.57)	(0:11.77)	(0:12.35)	(0:12.31)	(0:12.00)	(0:12.00)			
6	3	MADALSA	7	67.6	0:11.42	1:41.90 [6]	1:25.06 [5]	1:13.64 [5]	1:01.86 [5]	0:49.47 [6]	0:37.24 [6]	0:24.99 [5]	0:37.24 +9		
		Les Tilley		Overall	1400m	(0:16.84)	(0:11.42)	(0:11.78)	(0:12.39)	(0:12.23)	(0:12.25)	(0:12.29)			
7	9	FLYING BANJO	5	66.9	0:11.36	1:42.73 [7]	1:26.02 [4]	1:14.66 [4]	1:02.86 [4]	0:50.48 [4]	0:38.11 [5]	0:25.73 [6]	0:38.11 +7		
		Darren Evans		1400m	1400m	(0:16.71)	(0:11.36)	(0:11.80)	(0:12.38)	(0:12.37)	(0:12.38)	(0:12.56)			

Scratched: Friend In Need (#7), Miss Mozambique (#2), Demarcay (#4), Seacryption (#10)



# Toowoomba Professional

## Race 4: VIEW HOTEL BRISBANE BENCHMARK 65 Handicap - 1625m

06 October 2025 - 14:31



Track Rating: Good 4, Weather: Fine, Rail Position: +5m Entire

Section		200m					Last 600m		
Field Times		0:12.62 (0:12.62)					0:36.65		
Rank	TAB	Horse/Jockey	Barrier	Top Speed [km/h]	Fastest Section	Margin		Distance Travelled [m]	
1	8	EARL OF DEVON	1	65.9	0:11.42	0:12.62 [1]	1:40.58	0:36.65	
		Bailey Wheeler		Overall	1400m	(0:12.62)			
2	5	FORT WILLIAM	2	67.8	0:11.43	0:12.27 [3]	0.88L	0:36.15	-1
		Chelsea Baker		Overall	1400m	(0:12.27)			
3	1	SPRAY GUN	6	67.1	0:11.32	0:12.74 [2]	2.17L	0:36.80	+0
		Justin Huxtable		Overall	1400m	(0:12.74)			
4	6	BLUMSTIEN	4	66.6	0:11.45	0:12.39 [4]	2.62L	0:36.82	+0
		Jake Molloy		Overall	1400m	(0:12.39)			
5	11	BRINGME	3	65.5	0:11.57	0:12.51 [5]	5.57L	0:36.51	+3
		Karl Zechner		Overall	1400m	(0:12.51)			
6	3	MADALSA	7	67.6	0:11.42	0:12.70 [6]	7.75L	0:37.24	+9
		Les Tilley		Overall	1400m	(0:12.70)			
7	9	FLYING BANJO	5	66.9	0:11.36	0:13.17 [7]	12.62L	0:38.11	+7
		Darren Evans		1400m	1400m	(0:13.17)			

Scratched: Friend In Need (#7), Miss Mozambique (#2), Demarcay (#4), Seacryption (#10)



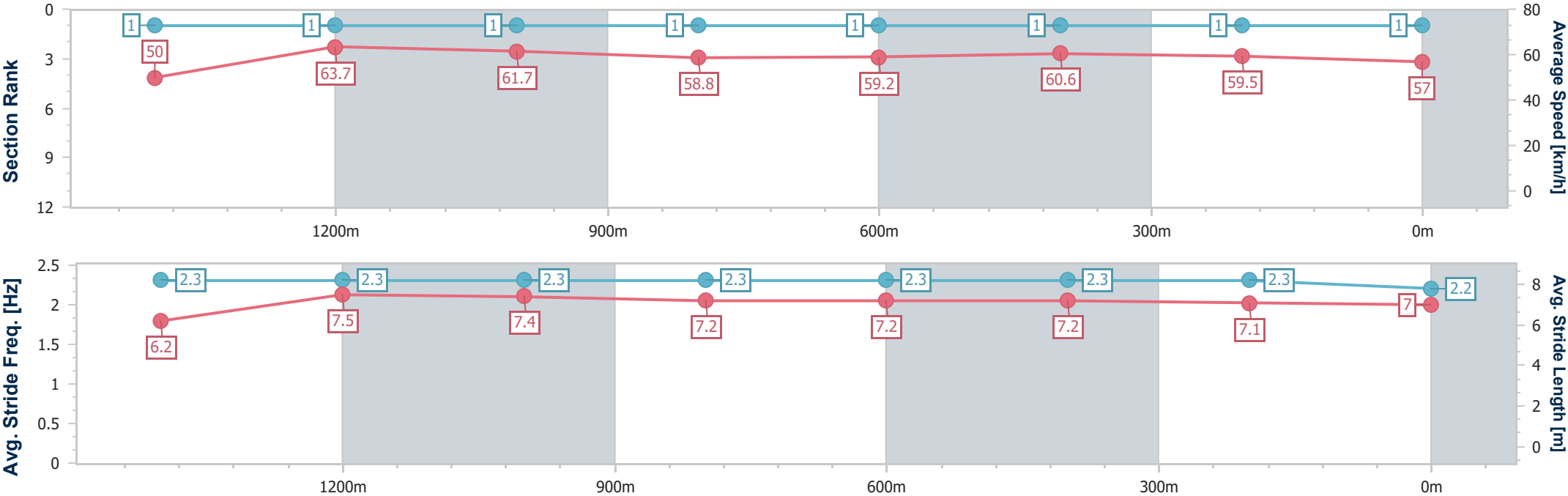
Horse/Jockey Name	Earl Of Devon
Final Rank	1
Fastest Section Time (Section)	0:11.42 (1400m)
Top Speed [km/h] (Section)	65.9 (Overall)
Race State	Finished



ToowoombaProfessional  
Race 4: VIEW HOTEL BRISBANE BENCHMARK 65 Handicap - 1625m  
06 October 2025 - 14:31  
Track Rating: Good 4, Weather: Fine, Rail Position: +5m Entire



Section	Overall	1400m	1200m	1000m	800m	600m	400m	200m					
Section Times	1:40.58 [1] (0:16.22)	1:24.36 [1] (0:11.42)	1:12.94 [1] (0:11.70)	1:01.24 [1] (0:12.38)	0:48.86 [1] (0:12.21)	0:36.65 [1] (0:11.90)	0:24.75 [1] (0:12.13)	0:12.62 [1] (0:12.62)					
Average Speed [km/h]	50.0	63.7	61.7	58.8	59.2	60.6	59.5	57.0					
Top Speed [km/h]	65.9	65.9	63.0	59.7	61.2	61.7	60.4	58.2					
Avg. Dist. to Rail [m]	2.5	2.3	2.9	2.1	1.6	0.6	0.4	0.6					
Avg. Stride Freq. [Hz]	2.3	2.3	2.3	2.3	2.3	2.3	2.3	2.2					
Avg. Stride Length [m]	6.2	7.5	7.4	7.2	7.2	7.2	7.1	7.0					





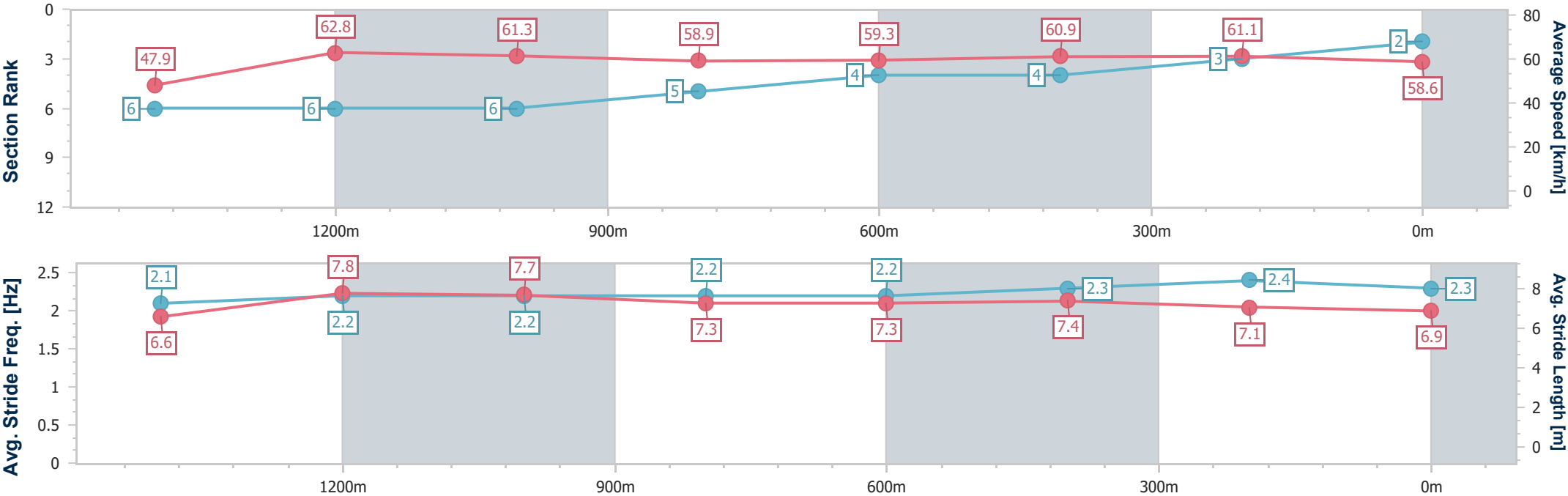
Horse/Jockey Name	Fort William
Final Rank	2
Fastest Section Time (Section)	0:11.43 (1400m)
Top Speed [km/h] (Section)	67.8 (Overall)
Race State	Finished



ToowoombaProfessional  
Race 4: VIEW HOTEL BRISBANE BENCHMARK 65 Handicap - 1625m  
06 October 2025 - 14:31  
Track Rating: Good 4, Weather: Fine, Rail Position: +5m Entire



Section	Overall	1400m	1200m	1000m	800m	600m	400m	200m					
Section Times	1:40.73 [2] (0:16.87)	1:23.86 [6] (0:11.43)	1:12.43 [6] (0:11.78)	1:00.65 [6] (0:12.31)	0:48.34 [5] (0:12.19)	0:36.15 [4] (0:11.94)	0:24.21 [4] (0:11.94)	0:12.27 [3] (0:12.27)					
Average Speed [km/h]	47.9	62.8	61.3	58.9	59.3	60.9	61.1	58.6					
Top Speed [km/h]	67.8	66.7	62.0	60.7	61.3	61.7	61.9	60.1					
Avg. Dist. to Rail [m]	3.7	0.4	0.7	1.3	2.0	1.7	3.8	4.8					
Avg. Stride Freq. [Hz]	2.1	2.2	2.2	2.2	2.2	2.3	2.4	2.3					
Avg. Stride Length [m]	6.6	7.8	7.7	7.3	7.3	7.4	7.1	6.9					





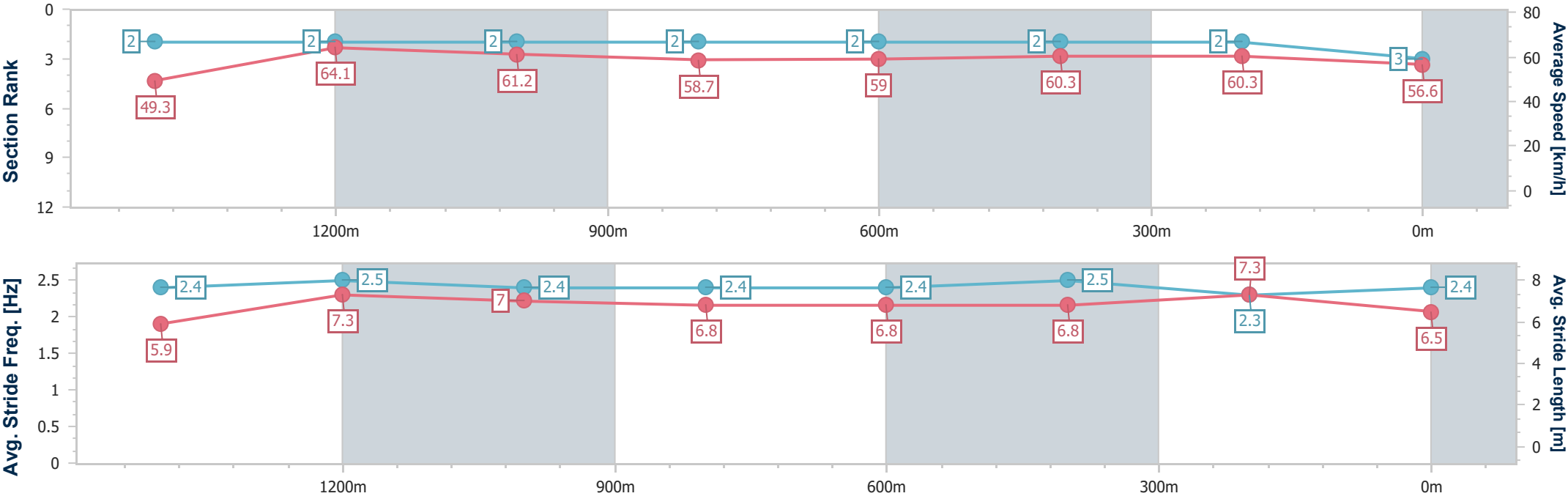
Horse/Jockey Name	Spray Gun
Final Rank	3
Fastest Section Time (Section)	0:11.32 (1400m)
Top Speed [km/h] (Section)	67.1 (Overall)
Race State	Finished



ToowoombaProfessional  
Race 4: VIEW HOTEL BRISBANE BENCHMARK 65 Handicap -  
1625m  
06 October 2025 - 14:31  
Track Rating: Good 4, Weather: Fine, Rail Position: +5m Entire



Section	Overall	1400m	1200m	1000m	800m	600m	400m	200m					
Section Times	1:40.95 [3] (0:16.50)	1:24.45 [2] (0:11.32)	1:13.13 [2] (0:11.77)	1:01.36 [2] (0:12.31)	0:49.05 [2] (0:12.25)	0:36.80 [2] (0:12.06)	0:24.74 [2] (0:12.00)	0:12.74 [2] (0:12.74)					
Average Speed [km/h]	49.3	64.1	61.2	58.7	59.0	60.3	60.3	56.6					
Top Speed [km/h]	67.1	66.7	62.9	60.7	60.1	61.1	62.0	58.7					
Avg. Dist. to Rail [m]	4.9	1.2	1.8	1.2	1.5	1.9	1.7	1.6					
Avg. Stride Freq. [Hz]	2.4	2.5	2.4	2.4	2.4	2.5	2.3	2.4					
Avg. Stride Length [m]	5.9	7.3	7.0	6.8	6.8	6.8	7.3	6.5					



[ ] Ranking at each section and finish  
-.-.- No data available at this section  
NA No data available





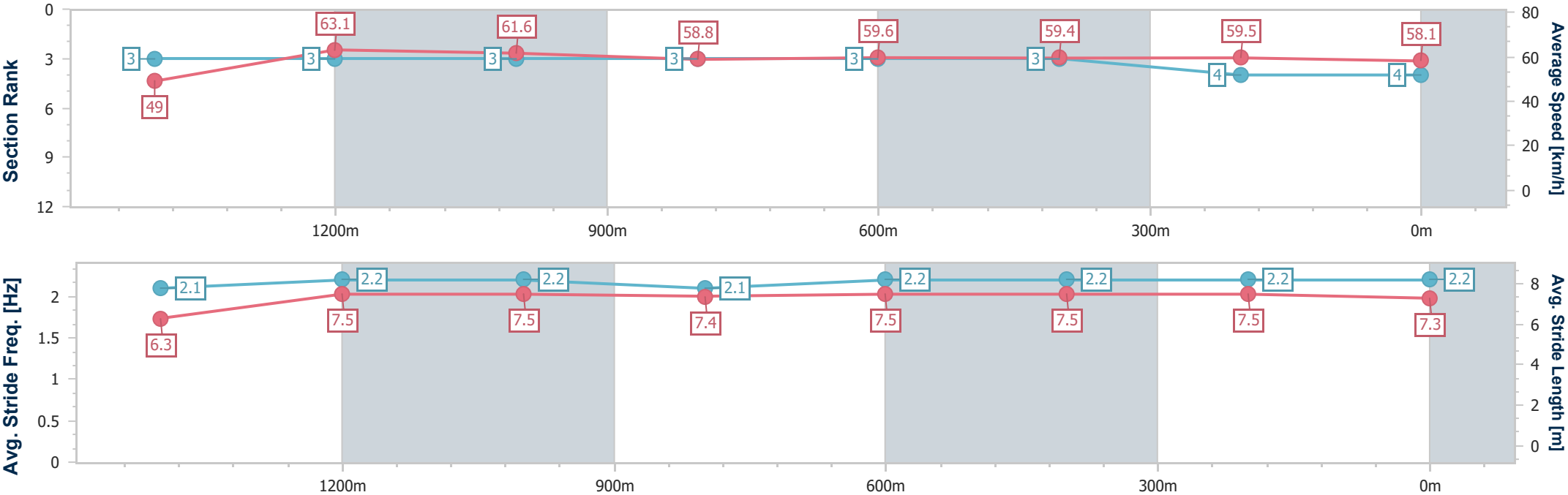
Horse/Jockey Name	Blumstien
Final Rank	4
Fastest Section Time (Section)	0:11.45 (1400m)
Top Speed [km/h] (Section)	66.6 (Overall)
Race State	Finished



ToowoombaProfessional  
Race 4: VIEW HOTEL BRISBANE BENCHMARK 65 Handicap - 1625m  
06 October 2025 - 14:31  
Track Rating: Good 4, Weather: Fine, Rail Position: +5m Entire



Section	Overall	1400m	1200m	1000m	800m	600m	400m	200m					
Section Times	1:41.03 [4] (0:16.62)	1:24.41 [3] (0:11.45)	1:12.96 [3] (0:11.71)	1:01.25 [3] (0:12.28)	0:48.97 [3] (0:12.15)	0:36.82 [3] (0:12.23)	0:24.59 [3] (0:12.20)	0:12.39 [4] (0:12.39)					
Average Speed [km/h]	49.0	63.1	61.6	58.8	59.6	59.4	59.5	58.1					
Top Speed [km/h]	66.6	65.5	62.1	60.3	60.9	60.3	60.6	58.6					
Avg. Dist. to Rail [m]	4.6	0.9	0.9	0.7	1.8	2.0	2.0	2.1					
Avg. Stride Freq. [Hz]	2.1	2.2	2.2	2.1	2.2	2.2	2.2	2.2					
Avg. Stride Length [m]	6.3	7.5	7.5	7.4	7.5	7.5	7.5	7.3					





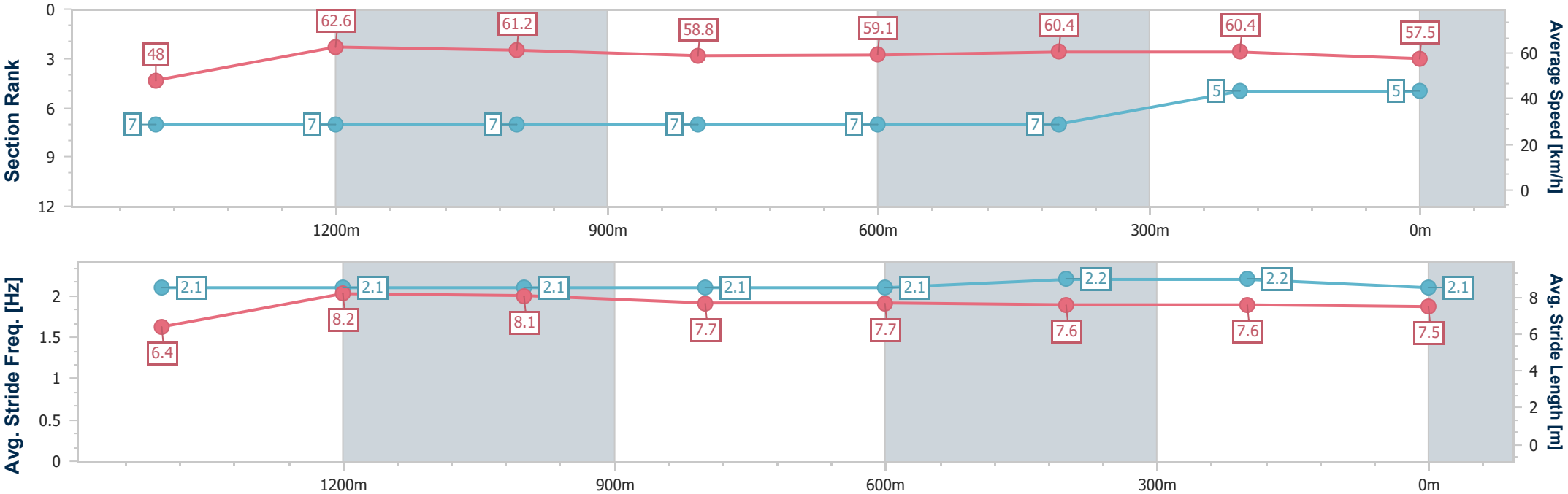
Horse/Jockey Name	Bringme
Final Rank	5
Fastest Section Time (Section)	0:11.57 (1400m)
Top Speed [km/h] (Section)	65.5 (Overall)
Race State	Finished



ToowoombaProfessional  
Race 4: VIEW HOTEL BRISBANE BENCHMARK 65 Handicap - 1625m  
06 October 2025 - 14:31  
Track Rating: Good 4, Weather: Fine, Rail Position: +5m Entire



Section	Overall	1400m	1200m	1000m	800m	600m	400m	200m					
Section Times	1:41.53 [5] (0:17.02)	1:24.51 [7] (0:11.57)	1:12.94 [7] (0:11.77)	1:01.17 [7] (0:12.35)	0:48.82 [7] (0:12.31)	0:36.51 [7] (0:12.00)	0:24.51 [7] (0:12.00)	0:12.51 [5] (0:12.51)					
Average Speed [km/h]	48.0	62.6	61.2	58.8	59.1	60.4	60.4	57.5					
Top Speed [km/h]	65.5	64.6	62.4	60.2	60.9	61.6	61.0	58.4					
Avg. Dist. to Rail [m]	4.7	1.4	2.1	2.1	2.4	2.0	1.6	1.1					
Avg. Stride Freq. [Hz]	2.1	2.1	2.1	2.1	2.1	2.2	2.2	2.1					
Avg. Stride Length [m]	6.4	8.2	8.1	7.7	7.7	7.6	7.6	7.5					





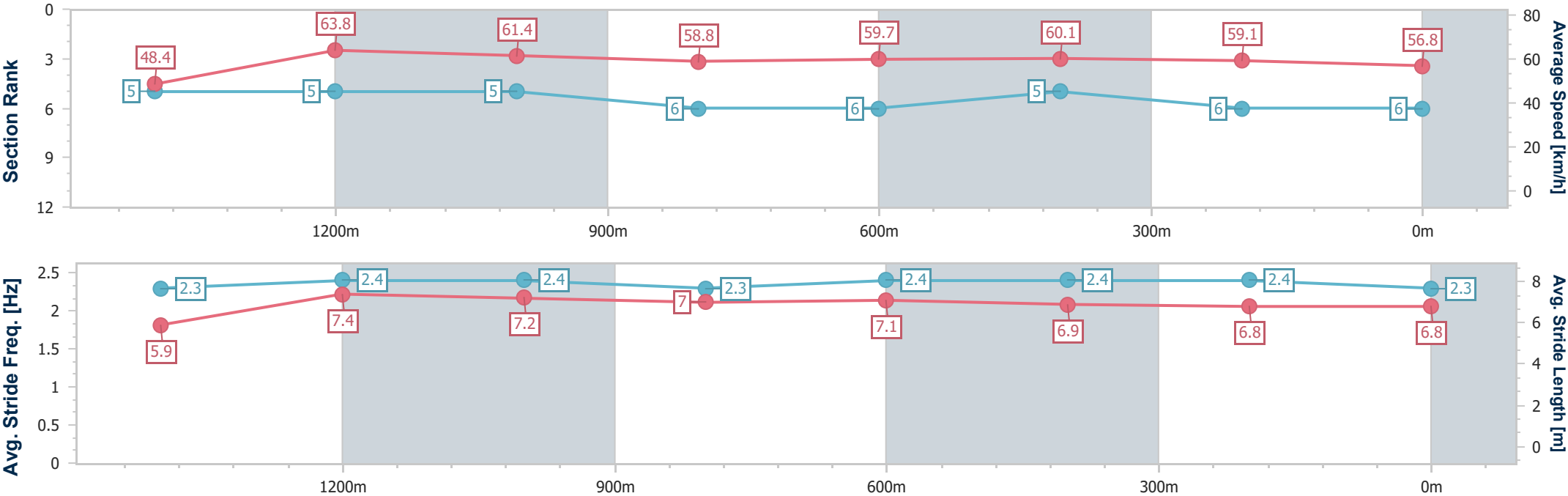
Horse/Jockey Name	Madalsa
Final Rank	6
Fastest Section Time (Section)	0:11.42 (1400m)
Top Speed [km/h] (Section)	67.6 (Overall)
Race State	Finished



ToowoombaProfessional  
Race 4: VIEW HOTEL BRISBANE BENCHMARK 65 Handicap - 1625m  
06 October 2025 - 14:31  
Track Rating: Good 4, Weather: Fine, Rail Position: +5m Entire



Section	Overall	1400m	1200m	1000m	800m	600m	400m	200m					
Section Times	1:41.90 [6] (0:16.84)	1:25.06 [5] (0:11.42)	1:13.64 [5] (0:11.78)	1:01.86 [5] (0:12.39)	0:49.47 [6] (0:12.23)	0:37.24 [6] (0:12.25)	0:24.99 [5] (0:12.29)	0:12.70 [6] (0:12.70)					
Average Speed [km/h]	48.4	63.8	61.4	58.8	59.7	60.1	59.1	56.8					
Top Speed [km/h]	67.6	67.2	63.1	61.1	61.3	61.7	60.3	58.8					
Avg. Dist. to Rail [m]	5.5	2.8	3.0	3.3	4.3	4.6	2.7	1.5					
Avg. Stride Freq. [Hz]	2.3	2.4	2.4	2.3	2.4	2.4	2.4	2.3					
Avg. Stride Length [m]	5.9	7.4	7.2	7.0	7.1	6.9	6.8	6.8					





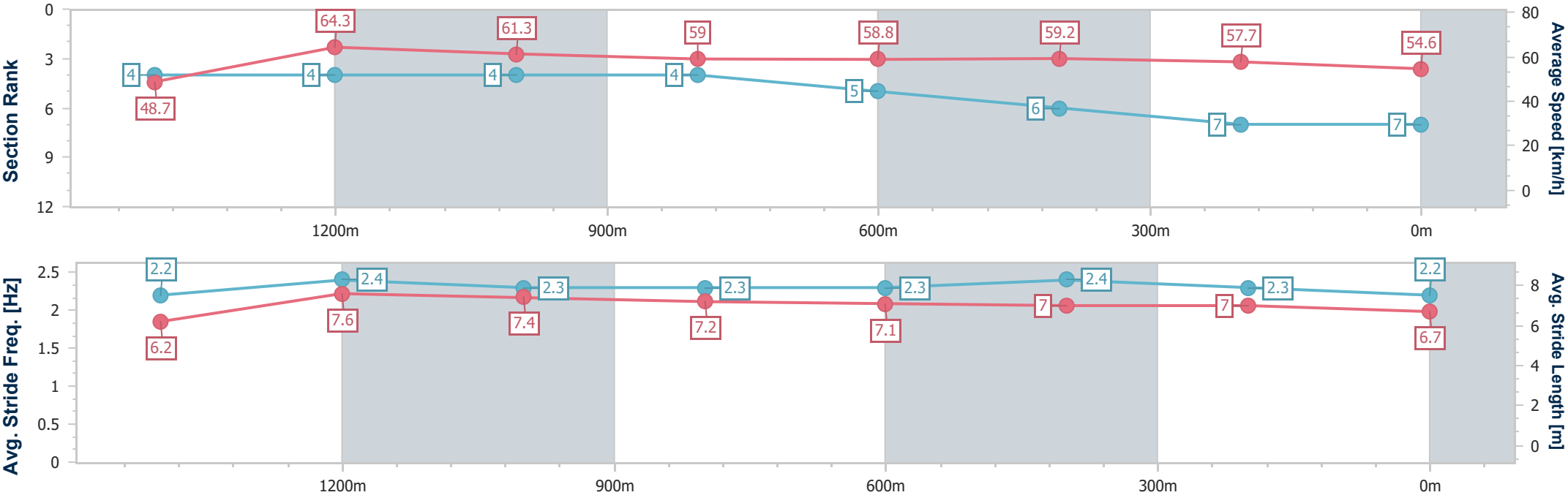
Horse/Jockey Name	Flying Banjo
Final Rank	7
Fastest Section Time (Section)	0:11.36 (1400m)
Top Speed [km/h] (Section)	66.9 (1400m)
Race State	Finished



ToowoombaProfessional  
Race 4: VIEW HOTEL BRISBANE BENCHMARK 65 Handicap - 1625m  
06 October 2025 - 14:31  
Track Rating: Good 4, Weather: Fine, Rail Position: +5m Entire



Section	Overall	1400m	1200m	1000m	800m	600m	400m	200m					
Section Times	1:42.73 [7] (0:16.71)	1:26.02 [4] (0:11.36)	1:14.66 [4] (0:11.80)	1:02.86 [4] (0:12.38)	0:50.48 [4] (0:12.37)	0:38.11 [5] (0:12.38)	0:25.73 [6] (0:12.56)	0:13.17 [7] (0:13.17)					
Average Speed [km/h]	48.7	64.3	61.3	59.0	58.8	59.2	57.7	54.6					
Top Speed [km/h]	66.9	66.9	62.8	60.2	60.2	60.9	60.0	56.4					
Avg. Dist. to Rail [m]	4.9	2.4	3.7	4.3	2.6	2.6	2.1	1.2					
Avg. Stride Freq. [Hz]	2.2	2.4	2.3	2.3	2.3	2.4	2.3	2.2					
Avg. Stride Length [m]	6.2	7.6	7.4	7.2	7.1	7.0	7.0	6.7					





# Toowoomba Professional

## Race 5: CARPET ONE TOOWOOMBA Class 1 Handicap - 1300m

06 October 2025 - 15:06



Track Rating: Good 4, Weather: Fine, Rail Position: +5m Entire

Section					Overall	1200m	1000m	800m	600m	400m	Last 600m		
Field Times					1:20.32 (0:08.47)	1:11.85 (0:10.57)	1:01.28 (0:11.75)	0:49.53 (0:12.55)	0:36.98 (0:12.55)	0:24.43 (0:12.13)	0:36.98		
Rank	TAB	Horse/Jockey	Barrier	Top Speed [km/h]	Fastest Section								Distance Travelled [m]
1	6	HELL OF A LAD	1	67.7	0:08.54	1:20.32 [1]	1:11.78 [2]	1:00.95 [3]	0:49.13 [4]	0:36.69 [4]	0:24.22 [4]	0:36.69	
		Micheal Hellyer		1200m	Overall	(0:08.54)	(0:10.83)	(0:11.82)	(0:12.44)	(0:12.47)	(0:12.04)		
2	5	FUTURE SOLDIER	7	70.7	0:08.47	1:20.40 [2]	1:11.93 [1]	1:01.36 [1]	0:49.61 [1]	0:37.01 [2]	0:24.51 [1]	0:37.01	+2
		Chelsea Baker		1200m	Overall	(0:08.47)	(0:10.57)	(0:11.75)	(0:12.60)	(0:12.50)	(0:12.14)		
3	2	INTRUDER	5	68.2	0:08.63	1:20.44 [3]	1:11.81 [4]	1:01.06 [4]	0:49.29 [3]	0:36.82 [3]	0:24.41 [3]	0:36.82	+10
		Justin Huxtable		1200m	Overall	(0:08.63)	(0:10.75)	(0:11.77)	(0:12.47)	(0:12.41)	(0:11.99)		
4	4	EXTOL	2	67.7	0:08.67	1:20.51 [4]	1:11.84 [5]	1:00.99 [5]	0:49.18 [6]	0:36.75 [5]	0:24.28 [6]	0:36.75	+6
		Les Tilley		1200m	Overall	(0:08.67)	(0:10.85)	(0:11.81)	(0:12.43)	(0:12.47)	(0:12.05)		
5	9	SAVVY BEE	8	67.4	0:08.84	1:20.62 [5]	1:11.78 [7]	1:00.70 [8]	0:48.92 [8]	0:36.45 [8]	0:24.02 [9]	0:36.45	+2
		Bailey Wheeler		1200m	Overall	(0:08.84)	(0:11.08)	(0:11.78)	(0:12.47)	(0:12.43)	(0:11.79)		
6	12	BACCARAT ROUGE	6	69.5	0:08.55	1:20.77 [6]	1:12.22 [3]	1:01.56 [2]	0:49.83 [2]	0:37.43 [1]	0:24.77 [2]	0:37.43	+5
		Hannah Richardson		1200m	Overall	(0:08.55)	(0:10.66)	(0:11.73)	(0:12.40)	(0:12.66)	(0:12.23)		
7	11	TARADALE	9	67.3	0:08.92	1:20.81 [7]	1:11.89 [8]	1:00.92 [7]	0:49.23 [7]	0:36.86 [7]	0:24.58 [6]	0:36.86	+7
		Corey Bayliss		1200m	Overall	(0:08.92)	(0:10.97)	(0:11.69)	(0:12.37)	(0:12.28)	(0:12.18)		
8	7	TICKLE MY TOSEN	3	67.6	0:09.29	1:20.89 [8]	1:11.60 [9]	1:00.62 [9]	0:48.99 [9]	0:36.63 [9]	0:24.34 [8]	0:36.63	+4
		Daniel Moor		1200m	Overall	(0:09.29)	(0:10.98)	(0:11.63)	(0:12.36)	(0:12.29)	(0:12.04)		
9	13	MAY	4	67.6	0:08.72	1:21.03 [9]	1:12.31 [6]	1:01.49 [6]	0:49.75 [5]	0:37.21 [6]	0:24.82 [5]	0:37.21	+7
		Georgina Cartwright		1200m	Overall	(0:08.72)	(0:10.82)	(0:11.74)	(0:12.54)	(0:12.39)	(0:12.24)		

Scratched: Calvary (#10), Platinum Gift (#14), Assent (#3), Besiege (#15), Ecclestone (#1), Brooklyn Daisy (#8), Dane Ichi (#16)



**Toowoomba Professional**  
**Race 5: CARPET ONE TOOWOOMBA Class 1 Handicap - 1300m**  
**06 October 2025 - 15:06**



Track Rating: Good 4, Weather: Fine, Rail Position: +5m Entire

Section Field Times				200m 0:12.30 (0:12.30)				Last 600m 0:36.98	
Rank	TAB	Horse/Jockey	Barrier	Top Speed [km/h]	Fastest Section	Margin		Distance Travelled [m]	
1	6	HELL OF A LAD	1	67.7	0:08.54	0:12.18 [3]	1:20.32	0:36.69	
		Micheal Hellyer		1200m	Overall	(0:12.18)			
2	5	FUTURE SOLDIER	7	70.7	0:08.47	0:12.37 [2]	0.49L	0:37.01	+2
		Chelsea Baker		1200m	Overall	(0:12.37)			
3	2	INTRUDER	5	68.2	0:08.63	0:12.42 [1]	0.72L	0:36.82	+10
		Justin Huxtable		1200m	Overall	(0:12.42)			
4	4	EXTOL	2	67.7	0:08.67	0:12.23 [5]	1.13L	0:36.75	+6
		Les Tilley		1200m	Overall	(0:12.23)			
5	9	SAVVY BEE	8	67.4	0:08.84	0:12.23 [6]	1.81L	0:36.45	+2
		Bailey Wheeler		1200m	Overall	(0:12.23)			
6	12	BACCARAT ROUGE	6	69.5	0:08.55	0:12.54 [4]	2.67L	0:37.43	+5
		Hannah Richardson		1200m	Overall	(0:12.54)			
7	11	TARADALE	9	67.3	0:08.92	0:12.40 [7]	2.89L	0:36.86	+7
		Corey Bayliss		1200m	Overall	(0:12.40)			
8	7	TICKLE MY TOSEN	3	67.6	0:09.29	0:12.30 [9]	3.36L	0:36.63	+4
		Daniel Moor		1200m	Overall	(0:12.30)			
9	13	MAY	4	67.6	0:08.72	0:12.58 [8]	4.23L	0:37.21	+7
		Georgina Cartwright		1200m	Overall	(0:12.58)			

Scratched: Calvary (#10), Platinum Gift (#14), Assent (#3), Besiege (#15), Ecclestone (#1), Brooklyn Daisy (#8), Dane Ichi (#16)



Horse/Jockey Name	Hell Of A Lad
Final Rank	1
Fastest Section Time (Section)	0:08.54 (Overall)
Top Speed [km/h] (Section)	67.7 (1200m)
Race State	Finished



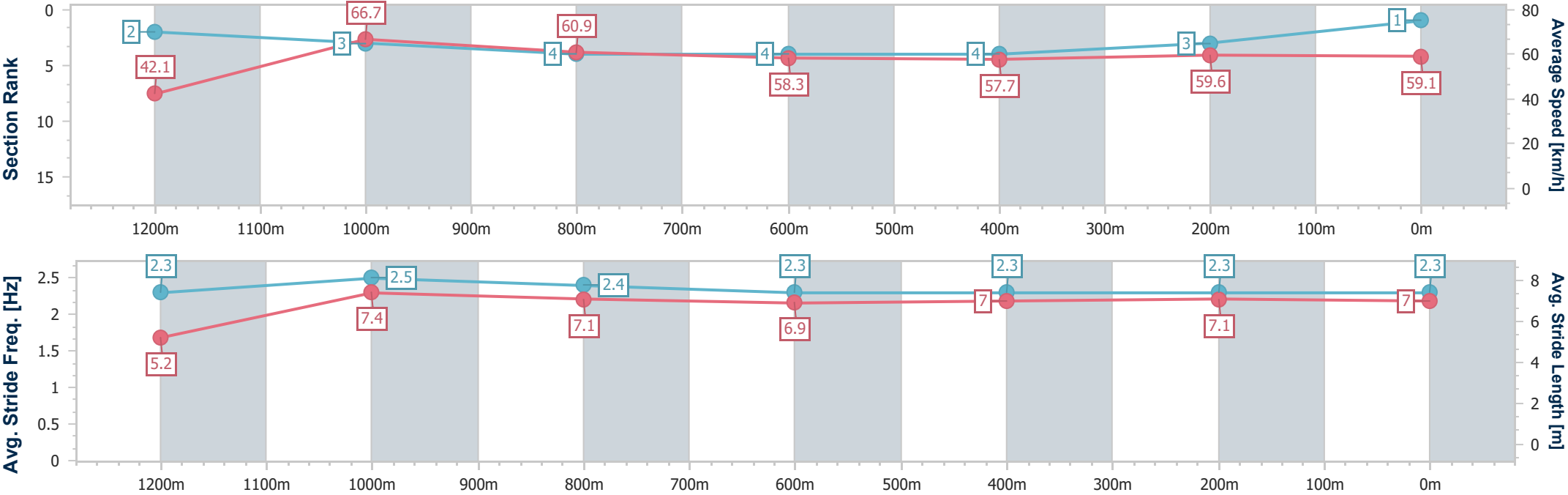
ToowoombaProfessional  
Race 5: CARPET ONE TOOWOOMBA Class 1 Handicap -  
1300m



06 October 2025 - 15:06

Track Rating: Good 4, Weather: Fine, Rail Position: +5m Entire

Section	Overall	1200m	1000m	800m	600m	400m	200m						
Section Times	1:20.32 [1] (0:08.54)	1:11.78 [2] (0:10.83)	1:00.95 [3] (0:11.82)	0:49.13 [4] (0:12.44)	0:36.69 [4] (0:12.47)	0:24.22 [4] (0:12.04)	0:12.18 [3] (0:12.18)						
Average Speed [km/h]	42.1	66.7	60.9	58.3	57.7	59.6	59.1						
Top Speed [km/h]	63.9	67.7	64.4	59.8	58.8	61.2	59.8						
Avg. Dist. to Rail [m]	2.7	0.8	1.0	1.8	0.5	1.1	0.6						
Avg. Stride Freq. [Hz]	2.3	2.5	2.4	2.3	2.3	2.3	2.3						
Avg. Stride Length [m]	5.2	7.4	7.1	6.9	7.0	7.1	7.0						





Horse/Jockey Name	Future Soldier
Final Rank	2
Fastest Section Time (Section)	0:08.47 (Overall)
Top Speed [km/h] (Section)	70.7 (1200m)
Race State	Finished



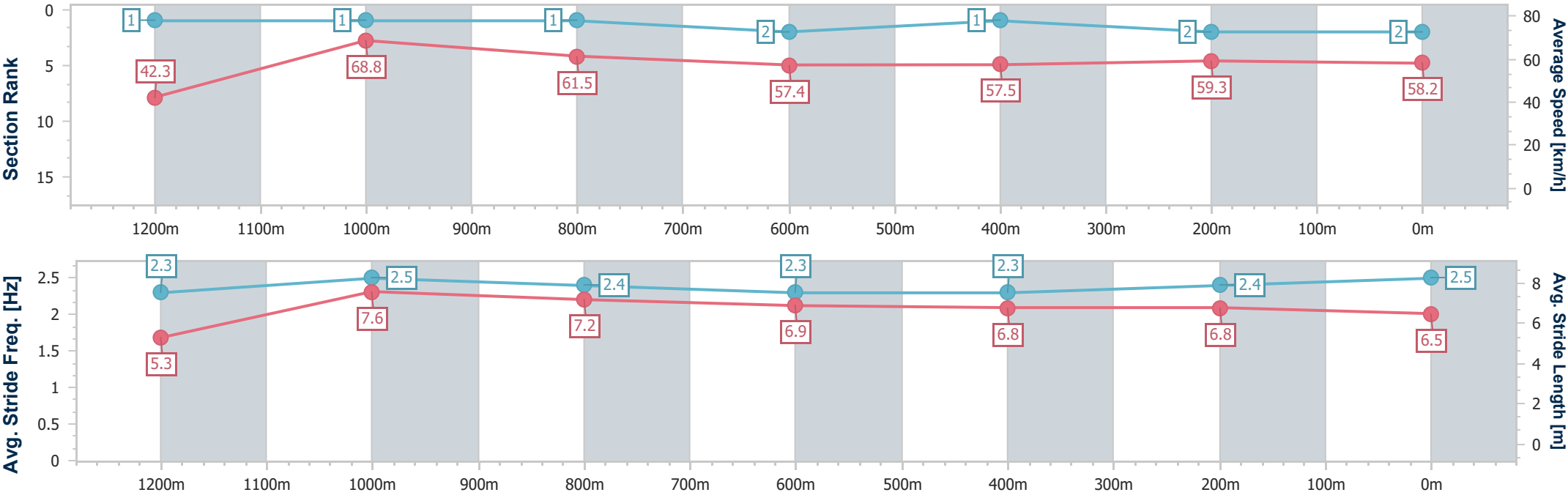
ToowoombaProfessional  
Race 5: CARPET ONE TOOWOOMBA Class 1 Handicap -  
1300m



06 October 2025 - 15:06

Track Rating: Good 4, Weather: Fine, Rail Position: +5m Entire

Section	Overall	1200m	1000m	800m	600m	400m	200m						
Section Times	1:20.40 [2] (0:08.47)	1:11.93 [1] (0:10.57)	1:01.36 [1] (0:11.75)	0:49.61 [1] (0:12.60)	0:37.01 [2] (0:12.50)	0:24.51 [1] (0:12.14)	0:12.37 [2] (0:12.37)						
Average Speed [km/h]	42.3	68.8	61.5	57.4	57.5	59.3	58.2						
Top Speed [km/h]	66.4	70.7	66.6	58.6	58.1	60.6	59.4						
Avg. Dist. to Rail [m]	9.9	5.9	2.3	1.1	0.4	0.5	2.1						
Avg. Stride Freq. [Hz]	2.3	2.5	2.4	2.3	2.3	2.4	2.5						
Avg. Stride Length [m]	5.3	7.6	7.2	6.9	6.8	6.8	6.5						







Horse/Jockey Name	Intruder
Final Rank	3
Fastest Section Time (Section)	0:08.63 (Overall)
Top Speed [km/h] (Section)	68.2 (1200m)
Race State	Finished



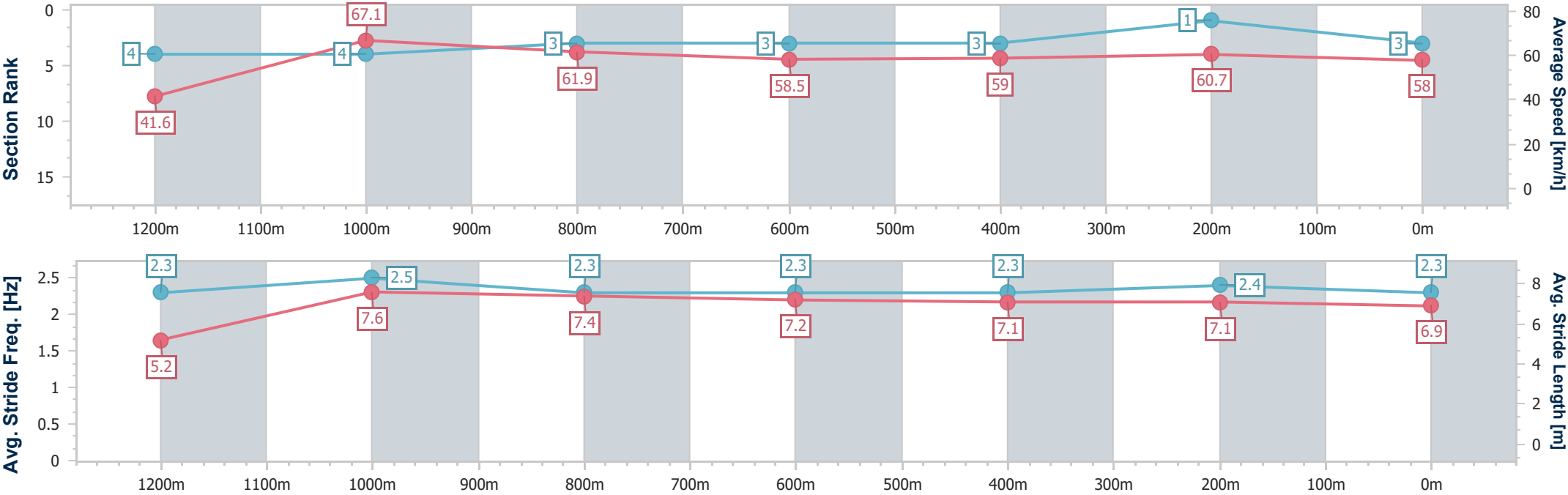
ToowoombaProfessional  
Race 5: CARPET ONE TOOWOOMBA Class 1 Handicap -  
1300m



06 October 2025 - 15:06

Track Rating: Good 4, Weather: Fine, Rail Position: +5m Entire

Section	Overall	1200m	1000m	800m	600m	400m	200m						
Section Times	1:20.44 [3] (0:08.63)	1:11.81 [4] (0:10.75)	1:01.06 [4] (0:11.77)	0:49.29 [3] (0:12.47)	0:36.82 [3] (0:12.41)	0:24.41 [3] (0:11.99)	0:12.42 [1] (0:12.42)						
Average Speed [km/h]	41.6	67.1	61.9	58.5	59.0	60.7	58.0						
Top Speed [km/h]	64.5	68.2	66.8	60.4	60.0	61.8	60.2						
Avg. Dist. to Rail [m]	8.1	4.2	2.8	3.9	3.6	2.9	4.7						
Avg. Stride Freq. [Hz]	2.3	2.5	2.3	2.3	2.3	2.4	2.3						
Avg. Stride Length [m]	5.2	7.6	7.4	7.2	7.1	7.1	6.9						





Horse/Jockey Name	Extol
Final Rank	4
Fastest Section Time (Section)	0:08.67 (Overall)
Top Speed [km/h] (Section)	67.7 (1200m)
Race State	Finished



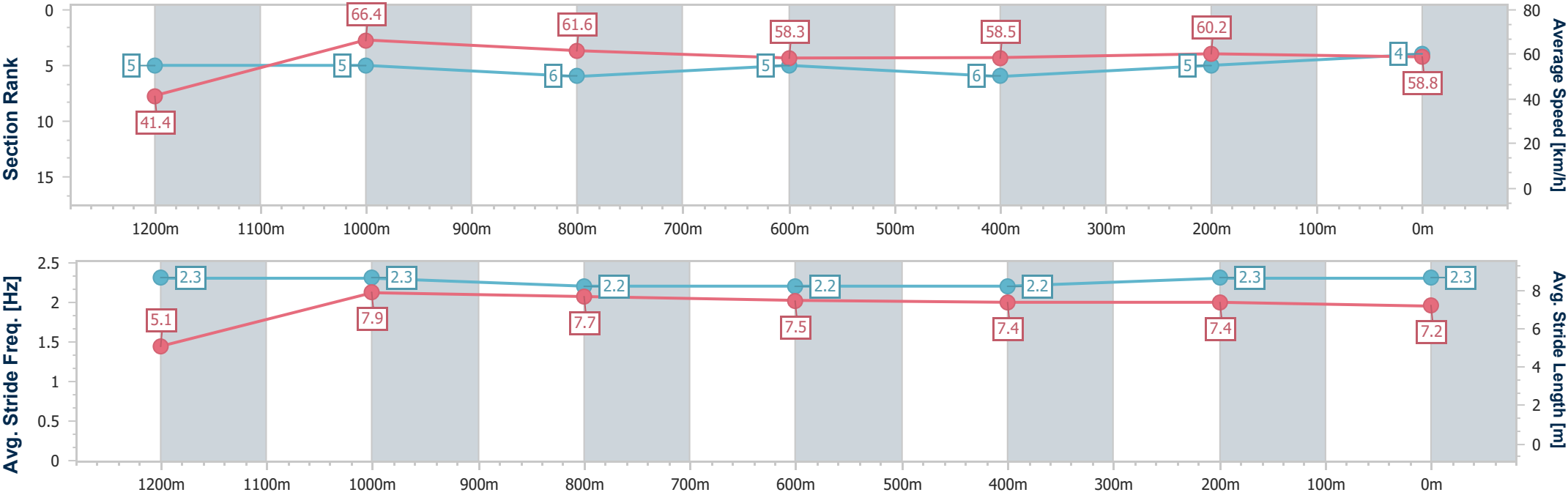
ToowoombaProfessional  
Race 5: CARPET ONE TOOWOOMBA Class 1 Handicap -  
1300m



06 October 2025 - 15:06

Track Rating: Good 4, Weather: Fine, Rail Position: +5m Entire

Section	Overall	1200m	1000m	800m	600m	400m	200m						
Section Times	1:20.51 [4] (0:08.67)	1:11.84 [5] (0:10.85)	1:00.99 [5] (0:11.81)	0:49.18 [6] (0:12.43)	0:36.75 [5] (0:12.47)	0:24.28 [6] (0:12.05)	0:12.23 [5] (0:12.23)						
Average Speed [km/h]	41.4	66.4	61.6	58.3	58.5	60.2	58.8						
Top Speed [km/h]	61.8	67.7	66.0	59.9	59.9	61.0	60.8						
Avg. Dist. to Rail [m]	5.3	1.8	2.3	1.8	2.3	2.6	5.6						
Avg. Stride Freq. [Hz]	2.3	2.3	2.2	2.2	2.2	2.3	2.3						
Avg. Stride Length [m]	5.1	7.9	7.7	7.5	7.4	7.4	7.2						





Horse/Jockey Name	Savvy Bee
Final Rank	5
Fastest Section Time (Section)	0:08.84 (Overall)
Top Speed [km/h] (Section)	67.4 (1200m)
Race State	Finished



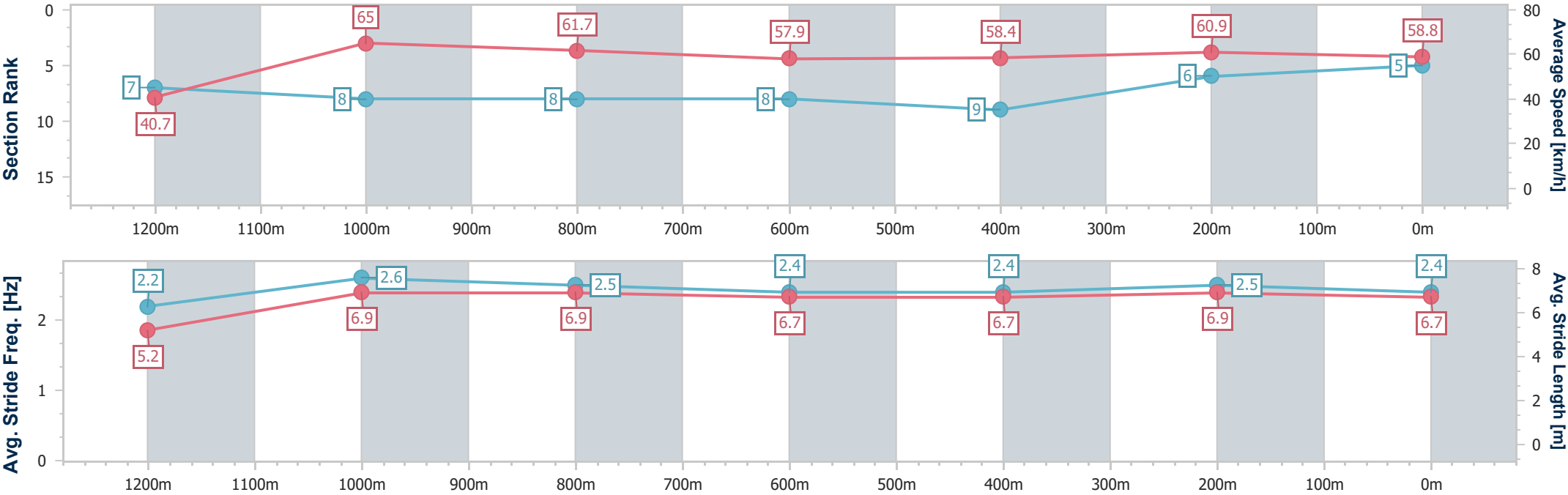
ToowoombaProfessional  
Race 5: CARPET ONE TOOWOOMBA Class 1 Handicap -  
1300m



06 October 2025 - 15:06

Track Rating: Good 4, Weather: Fine, Rail Position: +5m Entire

Section	Overall	1200m	1000m	800m	600m	400m	200m						
Section Times	1:20.62 [5] (0:08.84)	1:11.78 [7] (0:11.08)	1:00.70 [8] (0:11.78)	0:48.92 [8] (0:12.47)	0:36.45 [8] (0:12.43)	0:24.02 [9] (0:11.79)	0:12.23 [6] (0:12.23)						
Average Speed [km/h]	40.7	65.0	61.7	57.9	58.4	60.9	58.8						
Top Speed [km/h]	60.2	67.4	65.7	59.9	59.9	61.6	60.4						
Avg. Dist. to Rail [m]	8.8	3.2	2.1	1.2	1.3	1.0	0.9						
Avg. Stride Freq. [Hz]	2.2	2.6	2.5	2.4	2.4	2.5	2.4						
Avg. Stride Length [m]	5.2	6.9	6.9	6.7	6.7	6.9	6.7						





Horse/Jockey Name	Baccarat Rouge
Final Rank	6
Fastest Section Time (Section)	0:08.55 (Overall)
Top Speed [km/h] (Section)	69.5 (1200m)
Race State	Finished



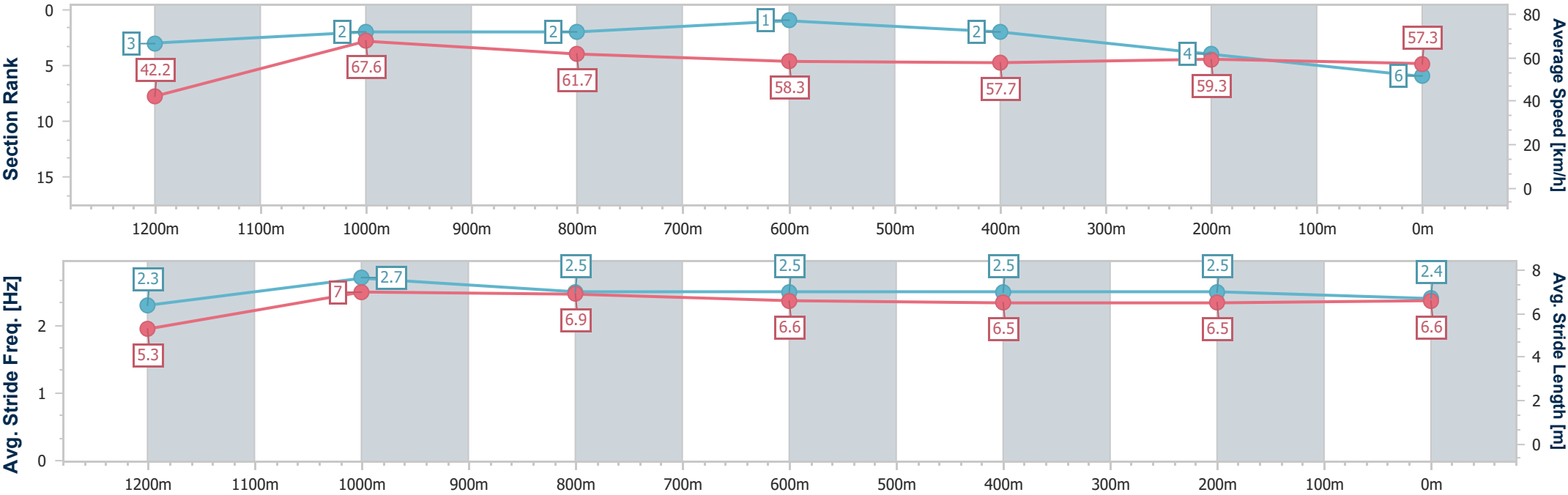
ToowoombaProfessional  
Race 5: CARPET ONE TOOWOOMBA Class 1 Handicap -  
1300m



06 October 2025 - 15:06

Track Rating: Good 4, Weather: Fine, Rail Position: +5m Entire

Section	Overall	1200m	1000m	800m	600m	400m	200m						
Section Times	1:20.77 [6] (0:08.55)	1:12.22 [3] (0:10.66)	1:01.56 [2] (0:11.73)	0:49.83 [2] (0:12.40)	0:37.43 [1] (0:12.66)	0:24.77 [2] (0:12.23)	0:12.54 [4] (0:12.54)						
Average Speed [km/h]	42.2	67.6	61.7	58.3	57.7	59.3	57.3						
Top Speed [km/h]	65.1	69.5	64.4	59.8	59.7	60.5	58.2						
Avg. Dist. to Rail [m]	6.9	3.5	1.0	1.9	2.7	1.8	2.6						
Avg. Stride Freq. [Hz]	2.3	2.7	2.5	2.5	2.5	2.5	2.4						
Avg. Stride Length [m]	5.3	7.0	6.9	6.6	6.5	6.5	6.6						



- [ ] Ranking at each section and finish
- .-.- No data available at this section
- NA No data available



Horse/Jockey Name	Taradale
Final Rank	7
Fastest Section Time (Section)	0:08.92 (Overall)
Top Speed [km/h] (Section)	67.3 (1200m)
Race State	Finished



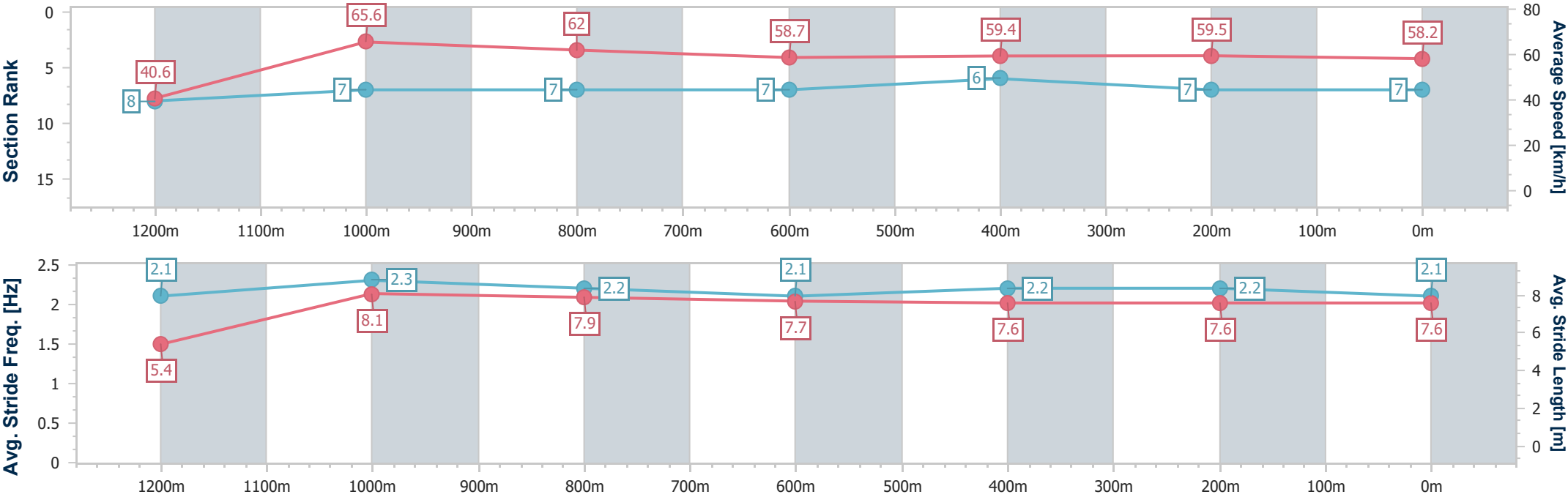
ToowoombaProfessional  
Race 5: CARPET ONE TOOWOOMBA Class 1 Handicap -  
1300m



06 October 2025 - 15:06

Track Rating: Good 4, Weather: Fine, Rail Position: +5m Entire

Section	Overall	1200m	1000m	800m	600m	400m	200m						
Section Times	1:20.81 [7] (0:08.92)	1:11.89 [8] (0:10.97)	1:00.92 [7] (0:11.69)	0:49.23 [7] (0:12.37)	0:36.86 [7] (0:12.28)	0:24.58 [6] (0:12.18)	0:12.40 [7] (0:12.40)						
Average Speed [km/h]	40.6	65.6	62.0	58.7	59.4	59.5	58.2						
Top Speed [km/h]	63.8	67.3	65.6	60.1	60.9	60.5	59.0						
Avg. Dist. to Rail [m]	9.9	3.6	2.2	2.0	2.3	2.7	3.4						
Avg. Stride Freq. [Hz]	2.1	2.3	2.2	2.1	2.2	2.2	2.1						
Avg. Stride Length [m]	5.4	8.1	7.9	7.7	7.6	7.6	7.6						



- [ ] Ranking at each section and finish
- .-.- No data available at this section
- NA No data available



Horse/Jockey Name	Tickle My Tosen
Final Rank	8
Fastest Section Time (Section)	0:09.29 (Overall)
Top Speed [km/h] (Section)	67.6 (1200m)
Race State	Finished



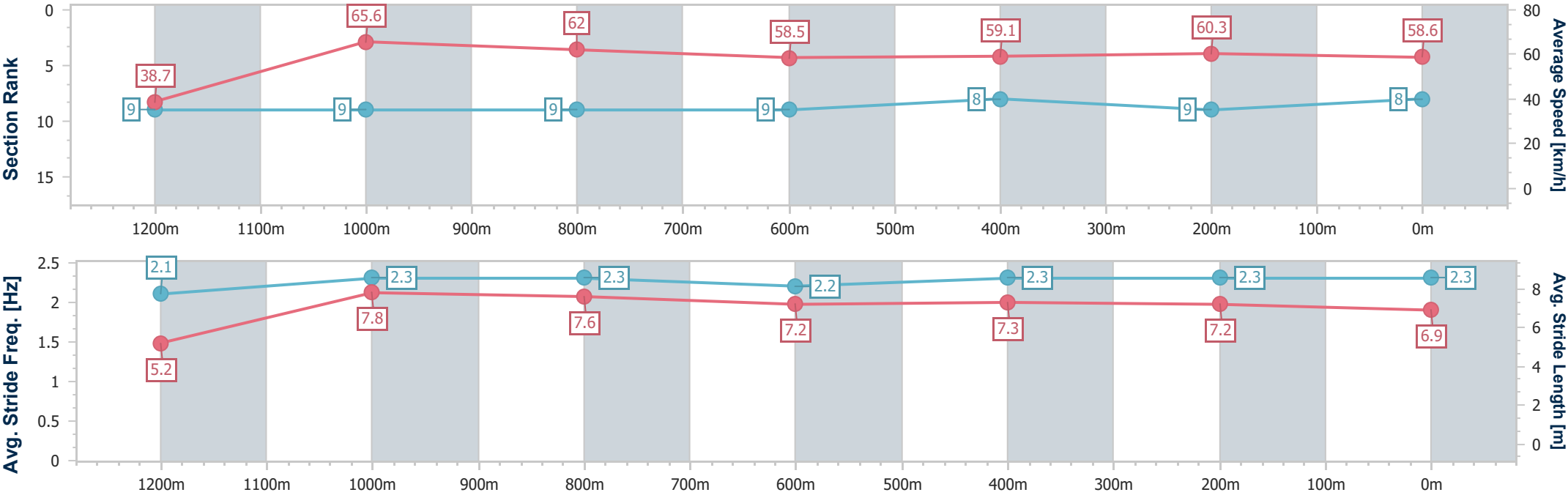
ToowoombaProfessional  
Race 5: CARPET ONE TOOWOOMBA Class 1 Handicap -  
1300m



06 October 2025 - 15:06

Track Rating: Good 4, Weather: Fine, Rail Position: +5m Entire

Section	Overall	1200m	1000m	800m	600m	400m	200m						
Section Times	1:20.89 [8] (0:09.29)	1:11.60 [9] (0:10.98)	1:00.62 [9] (0:11.63)	0:48.99 [9] (0:12.36)	0:36.63 [9] (0:12.29)	0:24.34 [8] (0:12.04)	0:12.30 [9] (0:12.30)						
Average Speed [km/h]	38.7	65.6	62.0	58.5	59.1	60.3	58.6						
Top Speed [km/h]	59.2	67.6	65.8	59.8	60.0	61.7	60.5						
Avg. Dist. to Rail [m]	2.1	0.5	1.1	1.5	1.4	2.7	5.0						
Avg. Stride Freq. [Hz]	2.1	2.3	2.3	2.2	2.3	2.3	2.3						
Avg. Stride Length [m]	5.2	7.8	7.6	7.2	7.3	7.2	6.9						





Horse/Jockey Name	May
Final Rank	9
Fastest Section Time (Section)	0:08.72 (Overall)
Top Speed [km/h] (Section)	67.6 (1200m)
Race State	Finished



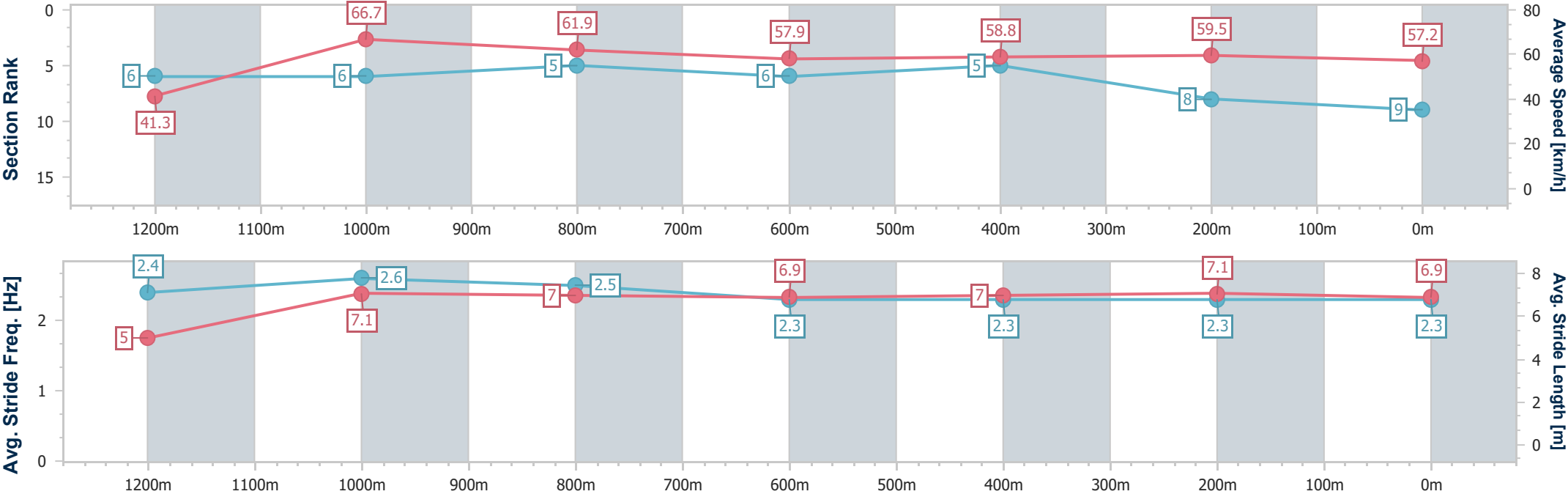
ToowoombaProfessional  
Race 5: CARPET ONE TOOWOOMBA Class 1 Handicap -  
1300m



06 October 2025 - 15:06

Track Rating: Good 4, Weather: Fine, Rail Position: +5m Entire

Section	Overall	1200m	1000m	800m	600m	400m	200m						
Section Times	1:21.03 [9] (0:08.72)	1:12.31 [6] (0:10.82)	1:01.49 [6] (0:11.74)	0:49.75 [5] (0:12.54)	0:37.21 [6] (0:12.39)	0:24.82 [5] (0:12.24)	0:12.58 [8] (0:12.58)						
Average Speed [km/h]	41.3	66.7	61.9	57.9	58.8	59.5	57.2						
Top Speed [km/h]	63.6	67.6	65.5	59.5	59.9	60.6	60.2						
Avg. Dist. to Rail [m]	4.9	1.8	2.4	2.4	2.3	2.7	2.6						
Avg. Stride Freq. [Hz]	2.4	2.6	2.5	2.3	2.3	2.3	2.3						
Avg. Stride Length [m]	5.0	7.1	7.0	6.9	7.0	7.1	6.9						





**Toowoomba Professional**  
**Race 6: GERRY BROWN'S SHELVING & STORAGE Fillies and Mares**  
**Class 3 Handicap - 1200m**  
**06 October 2025 - 15:41**



Track Rating: Good 4, Weather: Fine, Rail Position: +5m Entire

Section						Overall	1000m	800m	600m	400m	200m	Last 600m	
Field Times						1:13.38 (0:14.63)	0:58.75 (0:11.14)	0:47.61 (0:11.56)	0:36.05 (0:11.74)	0:24.31 (0:11.92)	0:12.39 (0:12.39)	0:36.05	
Rank	TAB	Horse/Jockey	Barrier	Top Speed [km/h]	Fastest Section							Margin	Distance Travelled [m]
1	2	TIGON PRINCESS	2	64.5	0:11.29	1:13.38 [1]	0:58.43 [2]	0:47.14 [3]	0:35.80 [3]	0:24.28 [2]	0:12.27 [2]	1:13.38	0:35.80
		Madeleine Wishart		Overall	1000m	(0:14.95)	(0:11.29)	(0:11.34)	(0:11.52)	(0:12.01)	(0:12.27)		
2	1	PUREZZA	3	65.6	0:11.14	1:13.47 [2]	0:58.84 [1]	0:47.70 [1]	0:36.14 [1]	0:24.40 [1]	0:12.48 [1]	0.53L	0:36.14 +3
		Olivia Webb		1000m	1000m	(0:14.63)	(0:11.14)	(0:11.56)	(0:11.74)	(0:11.92)	(0:12.48)		
3	4	BROOKLYN DAISY	4	80.5	0:10.35	1:13.67 [3]	0:58.61 [5]	0:47.08 [5]	0:35.33 [6]	0:23.62 [6]	0:10.35 [9]	1.7L	0:35.33 +9
		Justin Huxtable		200m	200m	(0:15.06)	(0:11.53)	(0:11.75)	(0:11.71)	(0:13.27)	(0:10.35)		
4	6	TSUKINO	9	67.1	0:11.14	1:14.04 [4]	0:59.08 [3]	0:47.94 [2]	0:36.50 [2]	0:24.71 [3]	0:12.71 [3]	3.87L	0:36.50 +5
		Corey Bayliss		Overall	1000m	(0:14.96)	(0:11.14)	(0:11.44)	(0:11.79)	(0:12.00)	(0:12.71)		
5	8	CAFE MOCHA	1	64.9	0:11.27	1:14.51 [5]	0:59.18 [6]	0:47.91 [6]	0:36.39 [4]	0:24.80 [4]	0:12.77 [4]	6.66L	0:36.39 +2
		Nozi Tomizawa		1000m	1000m	(0:15.33)	(0:11.27)	(0:11.52)	(0:11.59)	(0:12.03)	(0:12.77)		
6	7	SWEET ABOUT ME	7	64.1	0:11.56	1:14.62 [6]	0:59.26 [8]	0:47.70 [8]	0:36.09 [8]	0:24.47 [7]	0:12.47 [6]	7.31L	0:36.09 +10
		Georgina Cartwright		600m	1000m	(0:15.36)	(0:11.56)	(0:11.61)	(0:11.62)	(0:12.00)	(0:12.47)		
7	5	JAMAICAN MECRAZY	5	65.2	0:11.38	1:14.87 [7]	0:59.84 [4]	0:48.46 [4]	0:36.74 [5]	0:25.11 [5]	0:12.89 [5]	8.73L	0:36.74 +4
		Karl Zechner		Overall	1000m	(0:15.03)	(0:11.38)	(0:11.72)	(0:11.63)	(0:12.22)	(0:12.89)		
8	10	MIDNIGHT BOOM	6	63.6	0:11.43	1:14.99 [8]	0:59.65 [7]	0:48.22 [7]	0:36.56 [7]	0:24.72 [8]	0:12.79 [7]	9.47L	0:36.56 +1
		Chelsea Baker		1000m	1000m	(0:15.34)	(0:11.43)	(0:11.66)	(0:11.84)	(0:11.93)	(0:12.79)		
9	9	FRIJOLES	8	63.5	0:11.58	1:15.83 [9]	1:00.16 [9]	0:48.58 [9]	0:36.99 [9]	0:25.16 [9]	0:12.99 [8]	14.39L	0:36.99 +0
		Montanna Savva		800m	1000m	(0:15.67)	(0:11.58)	(0:11.59)	(0:11.83)	(0:12.17)	(0:12.99)		

Scratched: Keiko Say (#3)





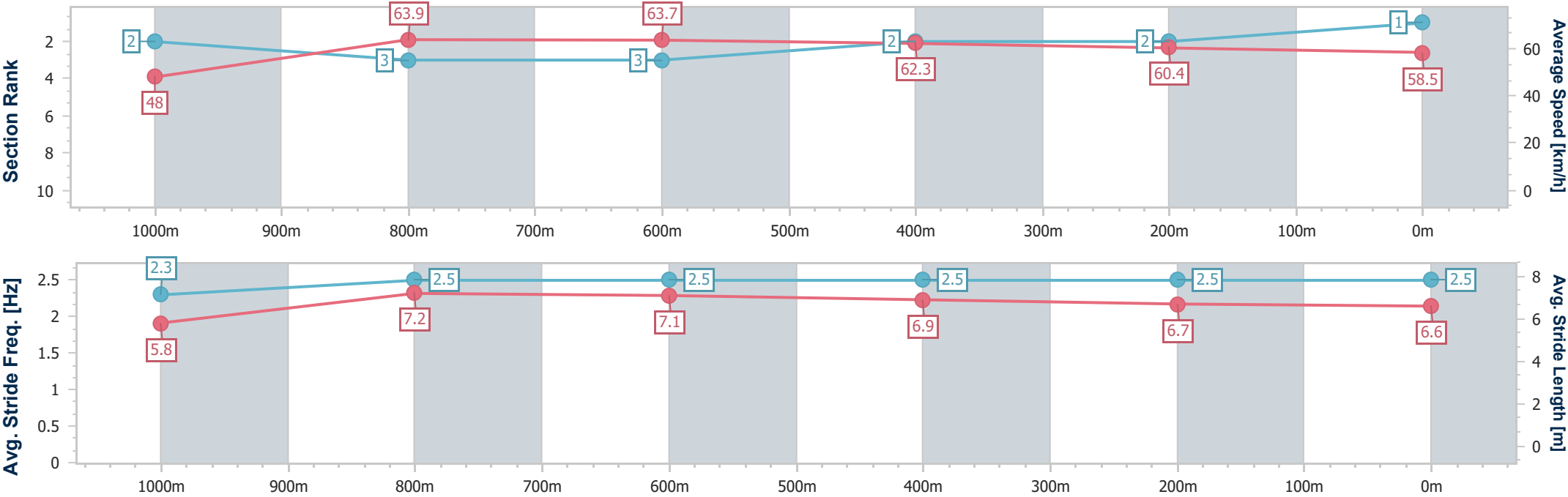
Horse/Jockey Name	Tigon Princess
Final Rank	1
Fastest Section Time (Section)	0:11.29 (1000m)
Top Speed [km/h] (Section)	64.5 (Overall)
Race State	Finished



ToowoombaProfessional  
Race 6: GERRY BROWN'S SHELIVING & STORAGE Fillies and  
Mares Class 3 Handicap - 1200m  
06 October 2025 - 15:41  
Track Rating: Good 4, Weather: Fine, Rail Position: +5m Entire



Section	Overall	1000m	800m	600m	400m	200m							
Section Times	1:13.38 [1] (0:14.95)	0:58.43 [2] (0:11.29)	0:47.14 [3] (0:11.34)	0:35.80 [3] (0:11.52)	0:24.28 [2] (0:12.01)	0:12.27 [2] (0:12.27)							
Average Speed [km/h]	48.0	63.9	63.7	62.3	60.4	58.5							
Top Speed [km/h]	64.5	64.4	64.2	64.0	61.4	60.2							
Avg. Dist. to Rail [m]	3.4	0.6	0.4	0.2	1.8	2.4							
Avg. Stride Freq. [Hz]	2.3	2.5	2.5	2.5	2.5	2.5							
Avg. Stride Length [m]	5.8	7.2	7.1	6.9	6.7	6.6							





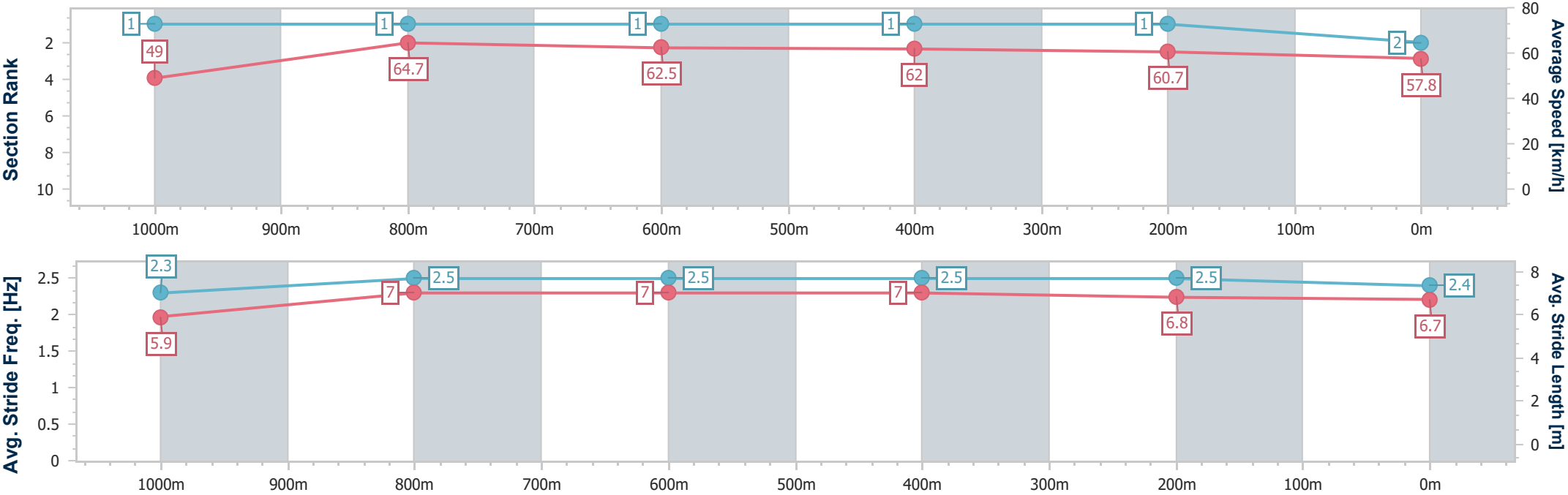
Horse/Jockey Name	Purezza
Final Rank	2
Fastest Section Time (Section)	0:11.14 (1000m)
Top Speed [km/h] (Section)	65.6 (1000m)
Race State	Finished



ToowoombaProfessional  
Race 6: GERRY BROWN'S SHELIVING & STORAGE Fillies and  
Mares Class 3 Handicap - 1200m  
06 October 2025 - 15:41  
Track Rating: Good 4, Weather: Fine, Rail Position: +5m Entire



Section	Overall	1000m	800m	600m	400m	200m							
Section Times	1:13.47 [2] (0:14.63)	0:58.84 [1] (0:11.14)	0:47.70 [1] (0:11.56)	0:36.14 [1] (0:11.74)	0:24.40 [1] (0:11.92)	0:12.48 [1] (0:12.48)							
Average Speed [km/h]	49.0	64.7	62.5	62.0	60.7	57.8							
Top Speed [km/h]	65.6	65.6	64.9	62.8	61.9	59.4							
Avg. Dist. to Rail [m]	3.7	0.6	1.9	1.6	1.7	1.3							
Avg. Stride Freq. [Hz]	2.3	2.5	2.5	2.5	2.5	2.4							
Avg. Stride Length [m]	5.9	7.0	7.0	7.0	6.8	6.7							





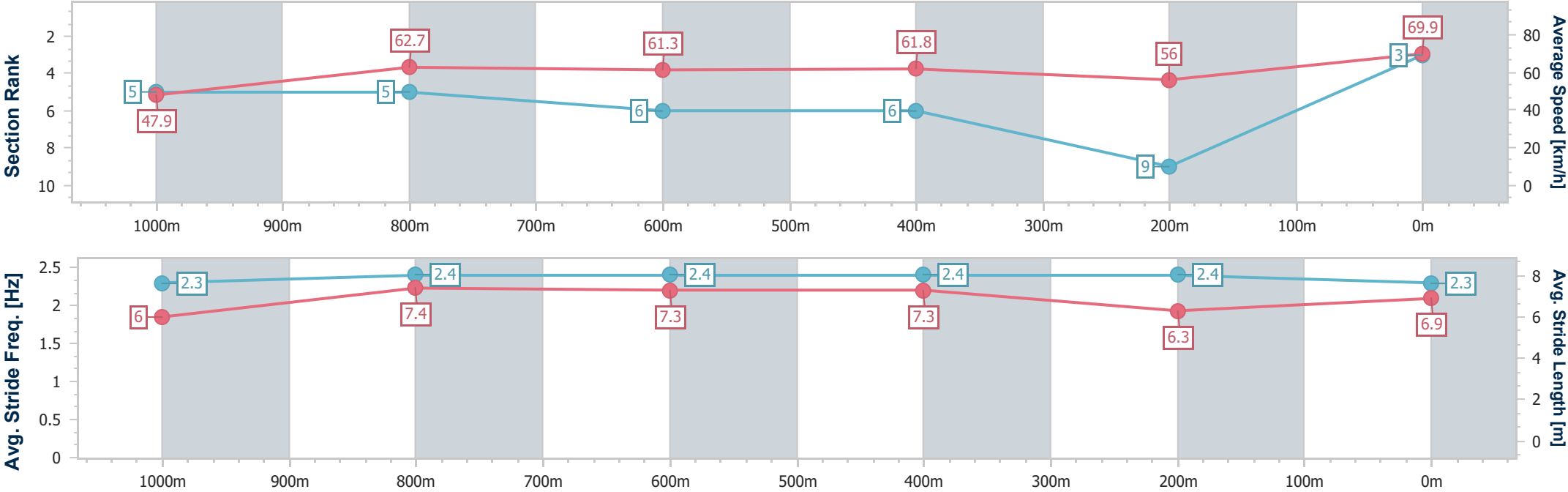
Horse/Jockey Name	Brooklyn Daisy
Final Rank	3
Fastest Section Time (Section)	0:10.35 (200m)
Top Speed [km/h] (Section)	80.5 (200m)
Race State	Finished



ToowoombaProfessional  
Race 6: GERRY BROWN'S SHELIVING & STORAGE Fillies and  
Mares Class 3 Handicap - 1200m  
06 October 2025 - 15:41  
Track Rating: Good 4, Weather: Fine, Rail Position: +5m Entire



Section	Overall	1000m	800m	600m	400m	200m								
Section Times	1:13.67 [3] (0:15.06)	0:58.61 [5] (0:11.53)	0:47.08 [5] (0:11.75)	0:35.33 [6] (0:11.71)	0:23.62 [6] (0:13.27)	0:10.35 [9] (0:10.35)								
Average Speed [km/h]	47.9	62.7	61.3	61.8	56.0	69.9								
Top Speed [km/h]	64.0	64.6	63.0	63.8	73.0	80.5								
Avg. Dist. to Rail [m]	5.4	1.4	1.0	0.9	5.4	11.3								
Avg. Stride Freq. [Hz]	2.3	2.4	2.4	2.4	2.4	2.3								
Avg. Stride Length [m]	6.0	7.4	7.3	7.3	6.3	6.9								





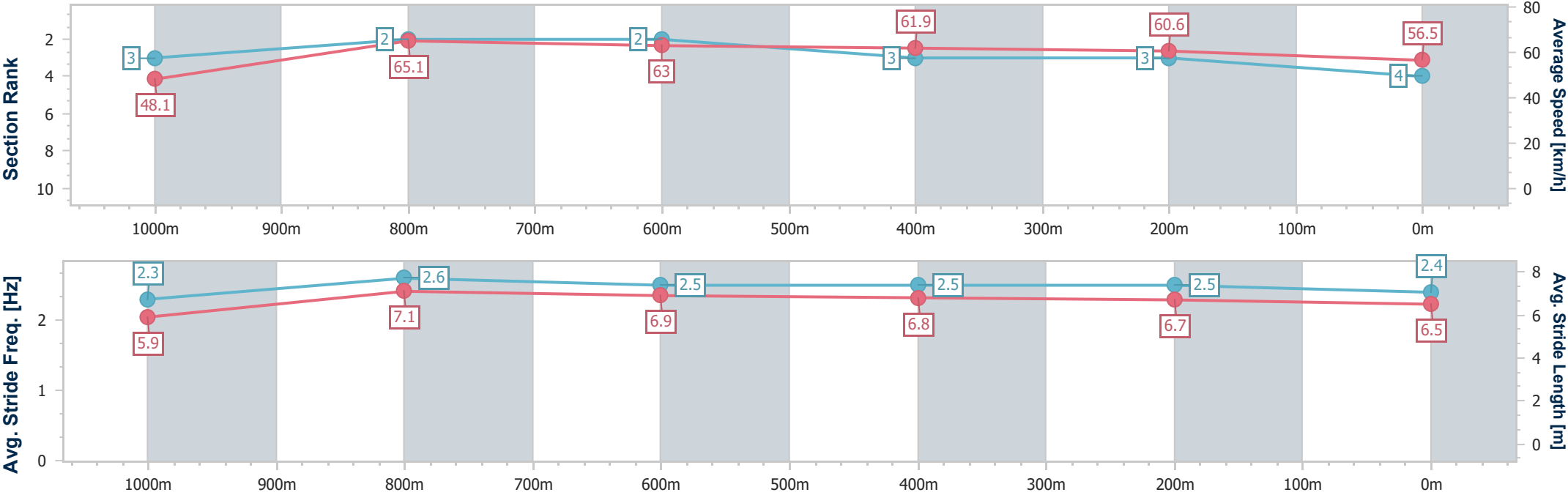
Horse/Jockey Name	Tsukino
Final Rank	4
Fastest Section Time (Section)	0:11.14 (1000m)
Top Speed [km/h] (Section)	67.1 (Overall)
Race State	Finished



ToowoombaProfessional  
Race 6: GERRY BROWN'S SHELIVING & STORAGE Fillies and  
Mares Class 3 Handicap - 1200m  
06 October 2025 - 15:41  
Track Rating: Good 4, Weather: Fine, Rail Position: +5m Entire



Section	Overall	1000m	800m	600m	400m	200m							
Section Times	1:14.04 [4] (0:14.96)	0:59.08 [3] (0:11.14)	0:47.94 [2] (0:11.44)	0:36.50 [2] (0:11.79)	0:24.71 [3] (0:12.00)	0:12.71 [3] (0:12.71)							
Average Speed [km/h]	48.1	65.1	63.0	61.9	60.6	56.5							
Top Speed [km/h]	67.1	67.1	63.8	63.4	62.0	59.0							
Avg. Dist. to Rail [m]	8.6	2.4	0.9	2.5	3.7	4.0							
Avg. Stride Freq. [Hz]	2.3	2.6	2.5	2.5	2.5	2.4							
Avg. Stride Length [m]	5.9	7.1	6.9	6.8	6.7	6.5							





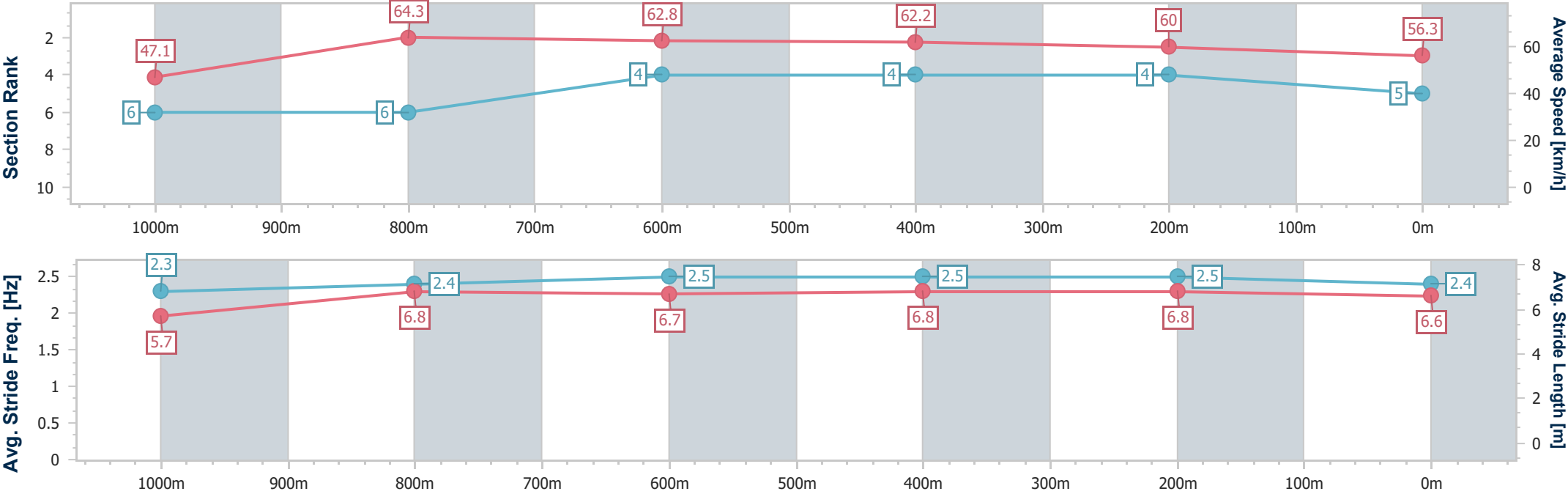
Horse/Jockey Name	Cafe Mocha
Final Rank	5
Fastest Section Time (Section)	0:11.27 (1000m)
Top Speed [km/h] (Section)	64.9 (1000m)
Race State	Finished



ToowoombaProfessional  
Race 6: GERRY BROWN'S SHELIVING & STORAGE Fillies and  
Mares Class 3 Handicap - 1200m  
06 October 2025 - 15:41  
Track Rating: Good 4, Weather: Fine, Rail Position: +5m Entire



Section	Overall	1000m	800m	600m	400m	200m							
Section Times	1:14.51 [5] (0:15.33)	0:59.18 [6] (0:11.27)	0:47.91 [6] (0:11.52)	0:36.39 [4] (0:11.59)	0:24.80 [4] (0:12.03)	0:12.77 [4] (0:12.77)							
Average Speed [km/h]	47.1	64.3	62.8	62.2	60.0	56.3							
Top Speed [km/h]	64.4	64.9	63.1	63.2	61.0	58.1							
Avg. Dist. to Rail [m]	2.8	1.2	1.7	0.5	0.4	1.1							
Avg. Stride Freq. [Hz]	2.3	2.4	2.5	2.5	2.5	2.4							
Avg. Stride Length [m]	5.7	6.8	6.7	6.8	6.8	6.6							





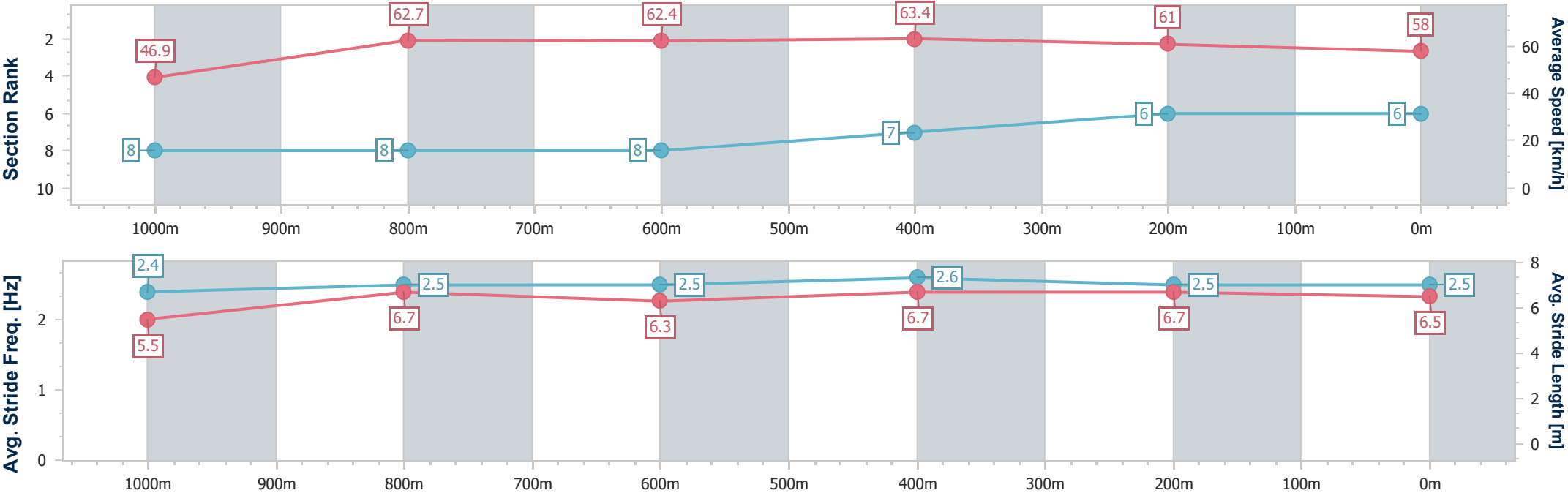
Horse/Jockey Name	Sweet About Me
Final Rank	6
Fastest Section Time (Section)	0:11.56 (1000m)
Top Speed [km/h] (Section)	64.1 (600m)
Race State	Finished



ToowoombaProfessional  
Race 6: GERRY BROWN'S SHELIVING & STORAGE Fillies and  
Mares Class 3 Handicap - 1200m  
06 October 2025 - 15:41  
Track Rating: Good 4, Weather: Fine, Rail Position: +5m Entire



Section	Overall	1000m	800m	600m	400m	200m							
Section Times	1:14.62 [6] (0:15.36)	0:59.26 [8] (0:11.56)	0:47.70 [8] (0:11.61)	0:36.09 [8] (0:11.62)	0:24.47 [7] (0:12.00)	0:12.47 [6] (0:12.47)							
Average Speed [km/h]	46.9	62.7	62.4	63.4	61.0	58.0							
Top Speed [km/h]	62.3	63.0	63.7	64.1	62.5	59.4							
Avg. Dist. to Rail [m]	6.4	2.2	3.0	4.5	4.4	5.1							
Avg. Stride Freq. [Hz]	2.4	2.5	2.5	2.6	2.5	2.5							
Avg. Stride Length [m]	5.5	6.7	6.3	6.7	6.7	6.5							





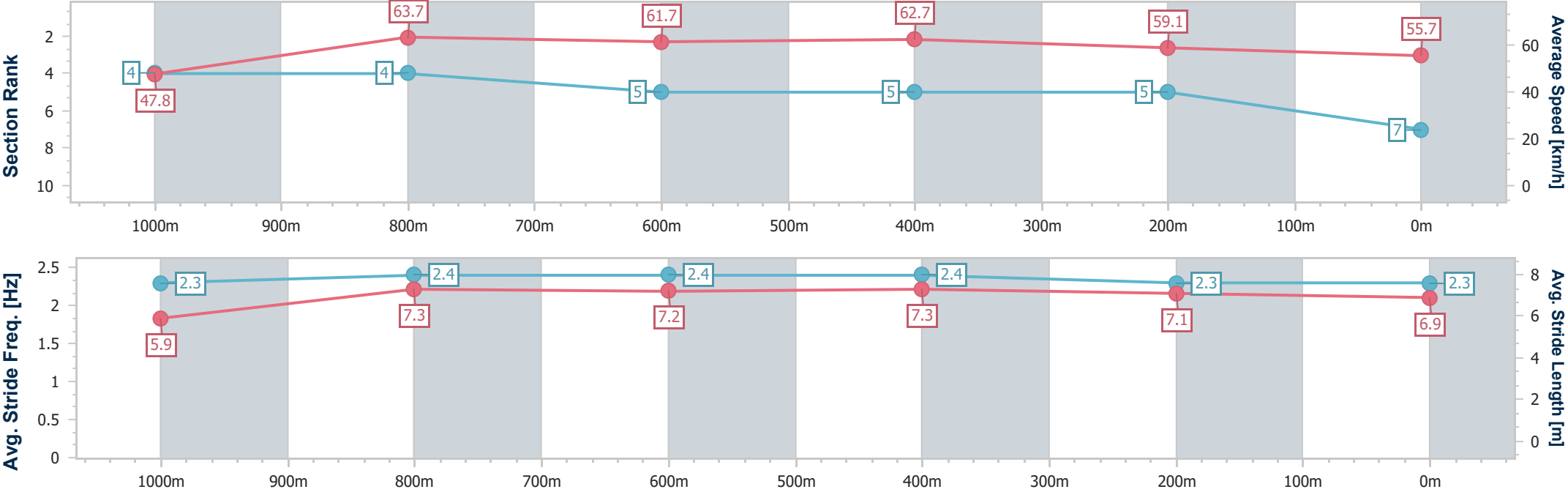
Horse/Jockey Name	Jamaican Mecrazy
Final Rank	7
Fastest Section Time (Section)	0:11.38 (1000m)
Top Speed [km/h] (Section)	65.2 (Overall)
Race State	Finished



ToowoombaProfessional  
Race 6: GERRY BROWN'S SHELIVING & STORAGE Fillies and  
Mares Class 3 Handicap - 1200m  
06 October 2025 - 15:41  
Track Rating: Good 4, Weather: Fine, Rail Position: +5m Entire



Section	Overall	1000m	800m	600m	400m	200m								
Section Times	1:14.87 [7] (0:15.03)	0:59.84 [4] (0:11.38)	0:48.46 [4] (0:11.72)	0:36.74 [5] (0:11.63)	0:25.11 [5] (0:12.22)	0:12.89 [5] (0:12.89)								
Average Speed [km/h]	47.8	63.7	61.7	62.7	59.1	55.7								
Top Speed [km/h]	65.2	65.2	63.1	64.0	61.3	57.7								
Avg. Dist. to Rail [m]	5.2	1.2	2.5	1.9	1.7	3.0								
Avg. Stride Freq. [Hz]	2.3	2.4	2.4	2.4	2.3	2.3								
Avg. Stride Length [m]	5.9	7.3	7.2	7.3	7.1	6.9								





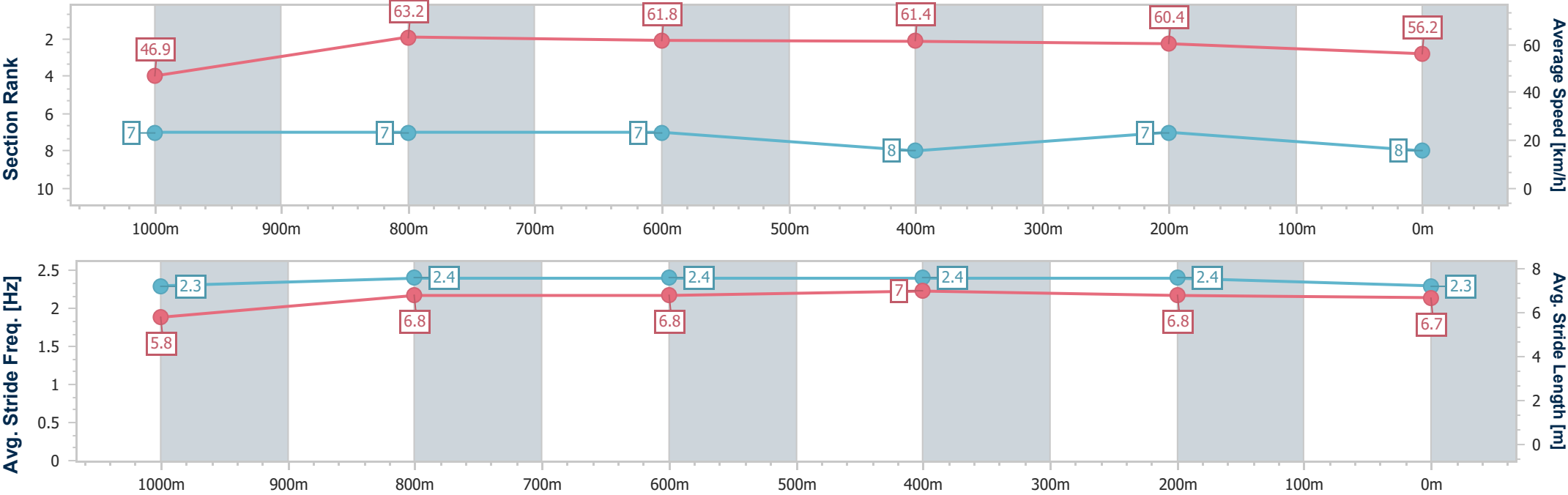
Horse/Jockey Name	Midnight Boom
Final Rank	8
Fastest Section Time (Section)	0:11.43 (1000m)
Top Speed [km/h] (Section)	63.6 (1000m)
Race State	Finished



ToowoombaProfessional  
Race 6: GERRY BROWN'S SHELIVING & STORAGE Fillies and  
Mares Class 3 Handicap - 1200m  
06 October 2025 - 15:41  
Track Rating: Good 4, Weather: Fine, Rail Position: +5m Entire



Section	Overall	1000m	800m	600m	400m	200m							
Section Times	1:14.99 [8] (0:15.34)	0:59.65 [7] (0:11.43)	0:48.22 [7] (0:11.66)	0:36.56 [7] (0:11.84)	0:24.72 [8] (0:11.93)	0:12.79 [7] (0:12.79)							
Average Speed [km/h]	46.9	63.2	61.8	61.4	60.4	56.2							
Top Speed [km/h]	63.1	63.6	62.7	61.8	61.6	59.0							
Avg. Dist. to Rail [m]	4.8	1.0	1.3	1.2	0.7	0.8							
Avg. Stride Freq. [Hz]	2.3	2.4	2.4	2.4	2.4	2.3							
Avg. Stride Length [m]	5.8	6.8	6.8	7.0	6.8	6.7							







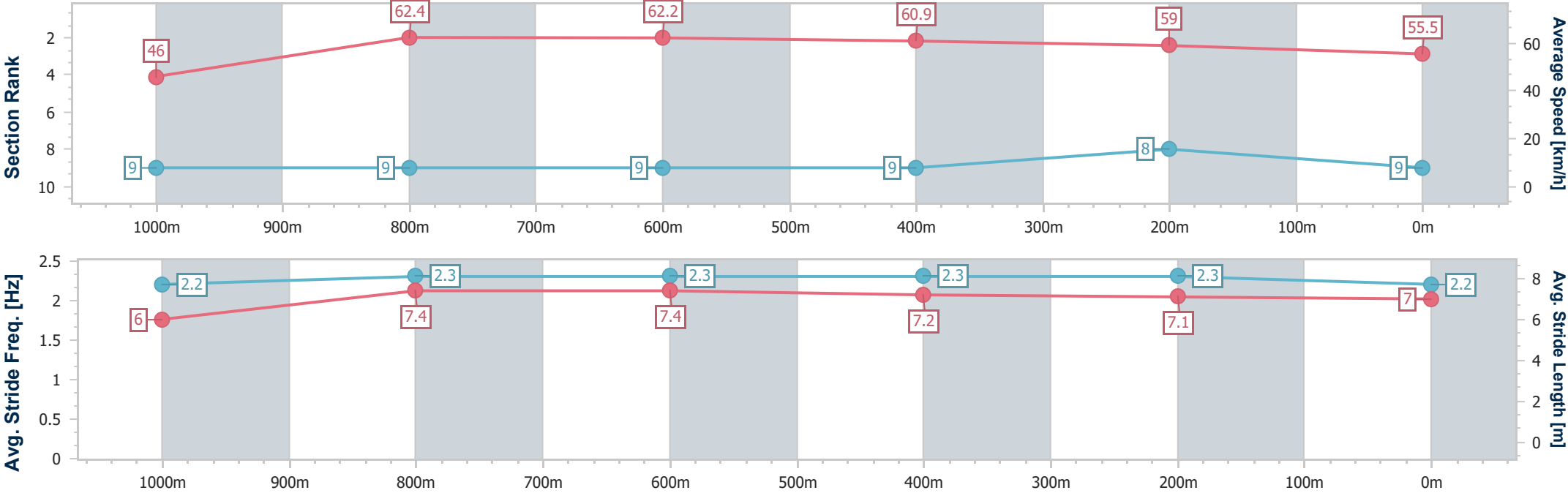
Horse/Jockey Name	Frijoles
Final Rank	9
Fastest Section Time (Section)	0:11.58 (1000m)
Top Speed [km/h] (Section)	63.5 (800m)
Race State	Finished



ToowoombaProfessional  
Race 6: GERRY BROWN'S SHELIVING & STORAGE Fillies and  
Mares Class 3 Handicap - 1200m  
06 October 2025 - 15:41  
Track Rating: Good 4, Weather: Fine, Rail Position: +5m Entire



Section	Overall	1000m	800m	600m	400m	200m							
Section Times	1:15.83 [9] (0:15.67)	1:00.16 [9] (0:11.58)	0:48.58 [9] (0:11.59)	0:36.99 [9] (0:11.83)	0:25.16 [9] (0:12.17)	0:12.99 [8] (0:12.99)							
Average Speed [km/h]	46.0	62.4	62.2	60.9	59.0	55.5							
Top Speed [km/h]	60.6	63.4	63.5	62.2	59.8	57.8							
Avg. Dist. to Rail [m]	7.5	1.2	0.6	0.3	0.6	1.5							
Avg. Stride Freq. [Hz]	2.2	2.3	2.3	2.3	2.3	2.2							
Avg. Stride Length [m]	6.0	7.4	7.4	7.2	7.1	7.0							





Toowoomba Professional  
Race 7: EMPIRE OF JAPAN Colts, Geldings and Entires Class 3  
Handicap - 1200m  
06 October 2025 - 16:16



Track Rating: Good 4, Weather: Fine, Rail Position: +5m Entire

Section						Overall	1000m	800m	600m	400m	200m	Last 600m	
Field Times						1:13.66 (0:14.51)	0:59.15 (0:11.22)	0:47.93 (0:11.70)	0:36.23 (0:12.07)	0:24.16 (0:12.04)	0:12.12 (0:12.12)	0:36.23	
Rank	TAB	Horse/Jockey	Barrier	Top Speed [km/h]	Fastest Section							Margin	Distance Travelled [m]
1	9	BUTT HEADS	3	65.8	0:11.35	1:13.66 [1]	0:58.91 [3]	0:47.56 [3]	0:35.90 [3]	0:24.01 [3]	0:12.08 [3]	1:13.66	0:35.90
		Montanna Savva		Overall	1000m	(0:14.75)	(0:11.35)	(0:11.66)	(0:11.89)	(0:11.93)	(0:12.08)		
2	3	WIREWALKER	5	66.2	0:11.38	1:13.71 [2]	0:58.96 [4]	0:47.58 [4]	0:35.93 [4]	0:24.02 [4]	0:12.14 [2]	0.3L	0:35.93 +7
		Justin Huxtable		1000m	1000m	(0:14.75)	(0:11.38)	(0:11.65)	(0:11.91)	(0:11.88)	(0:12.14)		
3	6	TREASURER	6	65.3	0:11.39	1:13.94 [3]	0:58.96 [5]	0:47.57 [5]	0:35.88 [5]	0:23.98 [5]	0:12.16 [5]	1.62L	0:35.88 +6
		Georgina Cartwright		Overall	1000m	(0:14.98)	(0:11.39)	(0:11.69)	(0:11.90)	(0:11.82)	(0:12.16)		
4	5	HERBIE TOWN	7	65.4	0:11.48	1:13.97 [4]	0:58.71 [7]	0:47.23 [7]	0:35.53 [7]	0:23.90 [6]	0:12.16 [6]	1.77L	0:35.53 +7
		Chelsea Baker		Overall	1000m	(0:15.26)	(0:11.48)	(0:11.70)	(0:11.63)	(0:11.74)	(0:12.16)		
5	10	KOGA NINJA	1	66.2	0:11.22	1:14.05 [5]	0:59.54 [1]	0:48.32 [1]	0:36.62 [1]	0:24.55 [1]	0:12.51 [1]	2.26L	0:36.62 +3
		Colleen Krahn		Overall	1000m	(0:14.51)	(0:11.22)	(0:11.70)	(0:12.07)	(0:12.04)	(0:12.51)		
6	1	CARRIBEAN KING	4	65.6	0:11.39	1:15.12 [6]	1:00.47 [2]	0:49.08 [2]	0:37.49 [2]	0:25.56 [2]	0:13.49 [4]	8.59L	0:37.49 +2
		Bailey Wheeler		Overall	1000m	(0:14.65)	(0:11.39)	(0:11.59)	(0:11.93)	(0:12.07)	(0:13.49)		
7	8	BONZABELTER	2	65.7	0:11.30	1:15.69 [7]	1:00.48 [6]	0:49.18 [6]	0:37.48 [6]	0:25.17 [7]	0:12.76 [7]	11.89L	0:37.48 +0
		Karl Zechner		1000m	1000m	(0:15.21)	(0:11.30)	(0:11.70)	(0:12.31)	(0:12.41)	(0:12.76)		

Scratched: Vacillation (#2), Foolsay (#7), Zin Zan Ready (#4)



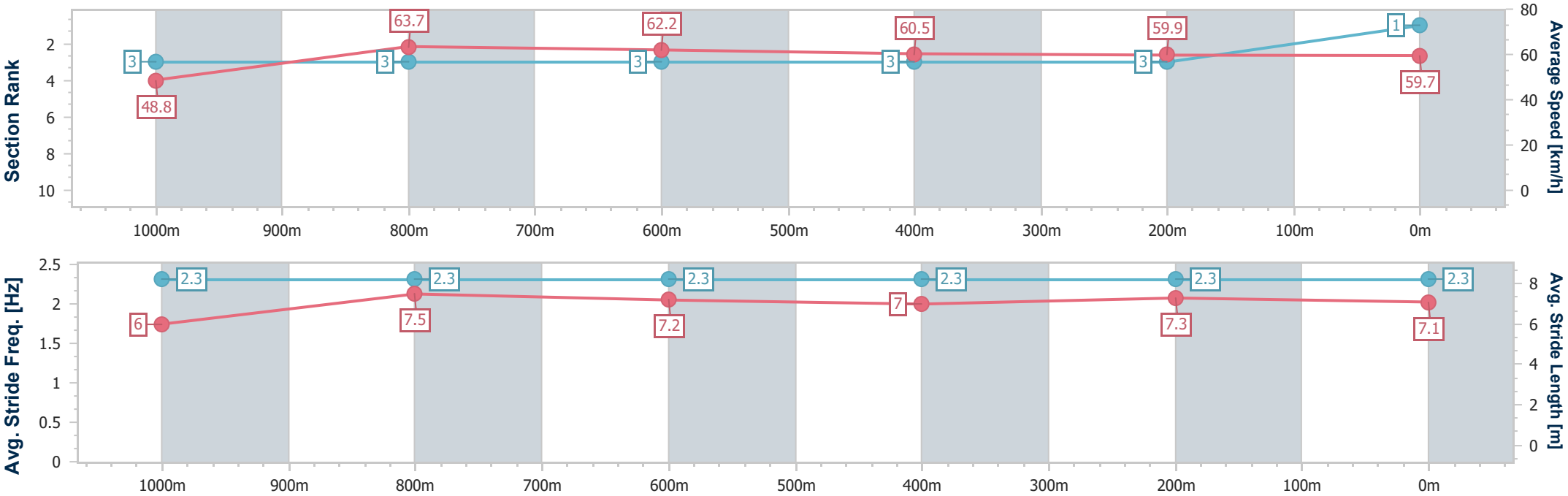
Horse/Jockey Name	Butt Heads
Final Rank	1
Fastest Section Time (Section)	0:11.35 (1000m)
Top Speed [km/h] (Section)	65.8 (Overall)
Race State	Finished



ToowoombaProfessional  
Race 7: EMPIRE OF JAPAN Colts, Geldings and Entire's Class 3  
Handicap - 1200m  
06 October 2025 - 16:16  
Track Rating: Good 4, Weather: Fine, Rail Position: +5m Entire



Section	Overall	1000m	800m	600m	400m	200m							
Section Times	1:13.66 [1] (0:14.75)	0:58.91 [3] (0:11.35)	0:47.56 [3] (0:11.66)	0:35.90 [3] (0:11.89)	0:24.01 [3] (0:11.93)	0:12.08 [3] (0:12.08)							
Average Speed [km/h]	48.8	63.7	62.2	60.5	59.9	59.7							
Top Speed [km/h]	65.8	65.5	63.4	61.3	61.2	60.8							
Avg. Dist. to Rail [m]	4.7	1.8	0.7	0.2	1.2	1.6							
Avg. Stride Freq. [Hz]	2.3	2.3	2.3	2.3	2.3	2.3							
Avg. Stride Length [m]	6.0	7.5	7.2	7.0	7.3	7.1							



[ ] Ranking at each section and finish  
- - - - No data available at this section  
NA No data available



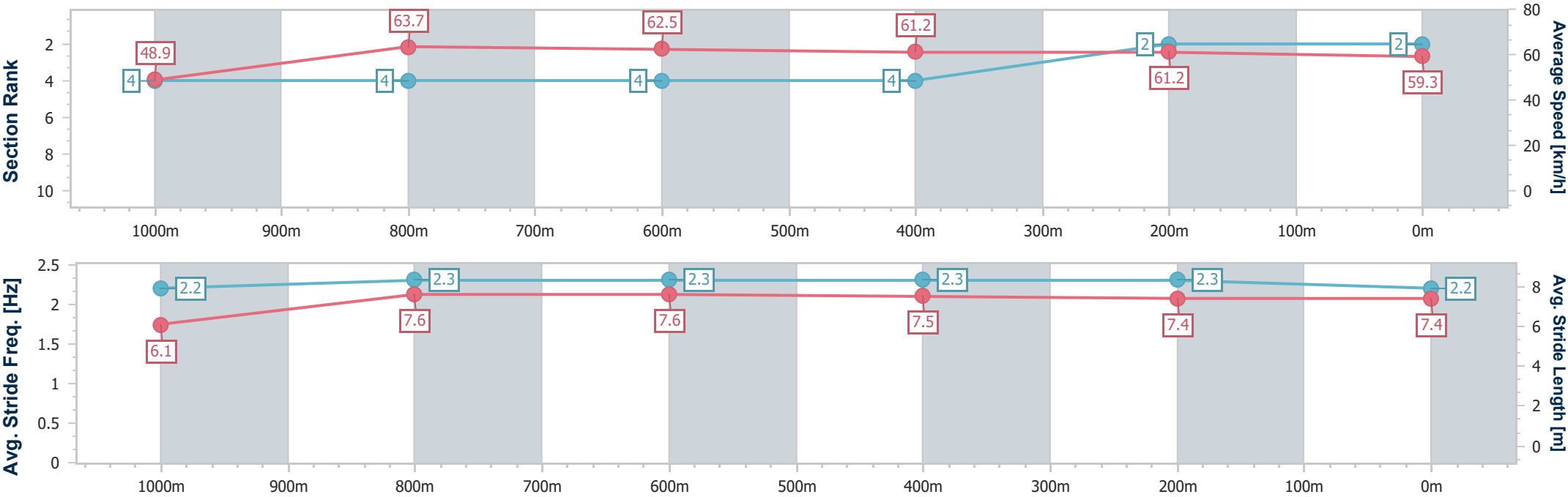
Horse/Jockey Name	Wirewalker
Final Rank	2
Fastest Section Time (Section)	0:11.38 (1000m)
Top Speed [km/h] (Section)	66.2 (1000m)
Race State	Finished



ToowoombaProfessional  
Race 7: EMPIRE OF JAPAN Colts, Geldings and Entires Class 3  
Handicap - 1200m  
06 October 2025 - 16:16  
Track Rating: Good 4, Weather: Fine, Rail Position: +5m Entire



Section	Overall	1000m	800m	600m	400m	200m							
Section Times	1:13.71 [2] (0:14.75)	0:58.96 [4] (0:11.38)	0:47.58 [4] (0:11.65)	0:35.93 [4] (0:11.91)	0:24.02 [4] (0:11.88)	0:12.14 [2] (0:12.14)							
Average Speed [km/h]	48.9	63.7	62.5	61.2	61.2	59.3							
Top Speed [km/h]	66.2	66.2	64.2	62.7	61.9	60.2							
Avg. Dist. to Rail [m]	6.4	3.1	2.8	2.6	2.5	1.8							
Avg. Stride Freq. [Hz]	2.2	2.3	2.3	2.3	2.3	2.2							
Avg. Stride Length [m]	6.1	7.6	7.6	7.5	7.4	7.4							



[ ] Ranking at each section and finish  
- - - - No data available at this section  
NA No data available



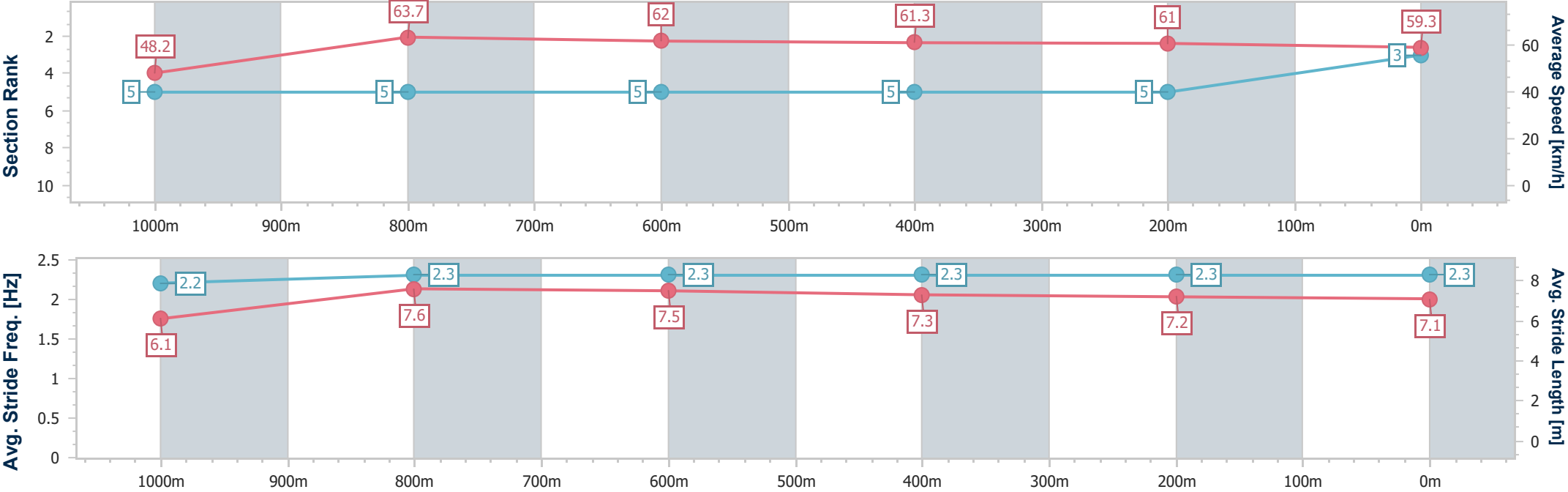
Horse/Jockey Name	Treasurer
Final Rank	3
Fastest Section Time (Section)	0:11.39 (1000m)
Top Speed [km/h] (Section)	65.3 (Overall)
Race State	Finished



ToowoombaProfessional  
Race 7: EMPIRE OF JAPAN Colts, Geldings and Entire's Class 3  
Handicap - 1200m  
06 October 2025 - 16:16  
Track Rating: Good 4, Weather: Fine, Rail Position: +5m Entire



Section	Overall	1000m	800m	600m	400m	200m								
Section Times	1:13.94 [3] (0:14.98)	0:58.96 [5] (0:11.39)	0:47.57 [5] (0:11.69)	0:35.88 [5] (0:11.90)	0:23.98 [5] (0:11.82)	0:12.16 [5] (0:12.16)								
Average Speed [km/h]	48.2	63.7	62.0	61.3	61.0	59.3								
Top Speed [km/h]	65.3	64.8	63.1	62.8	63.0	60.0								
Avg. Dist. to Rail [m]	5.9	1.7	3.1	2.7	1.4	1.2								
Avg. Stride Freq. [Hz]	2.2	2.3	2.3	2.3	2.3	2.3								
Avg. Stride Length [m]	6.1	7.6	7.5	7.3	7.2	7.1								





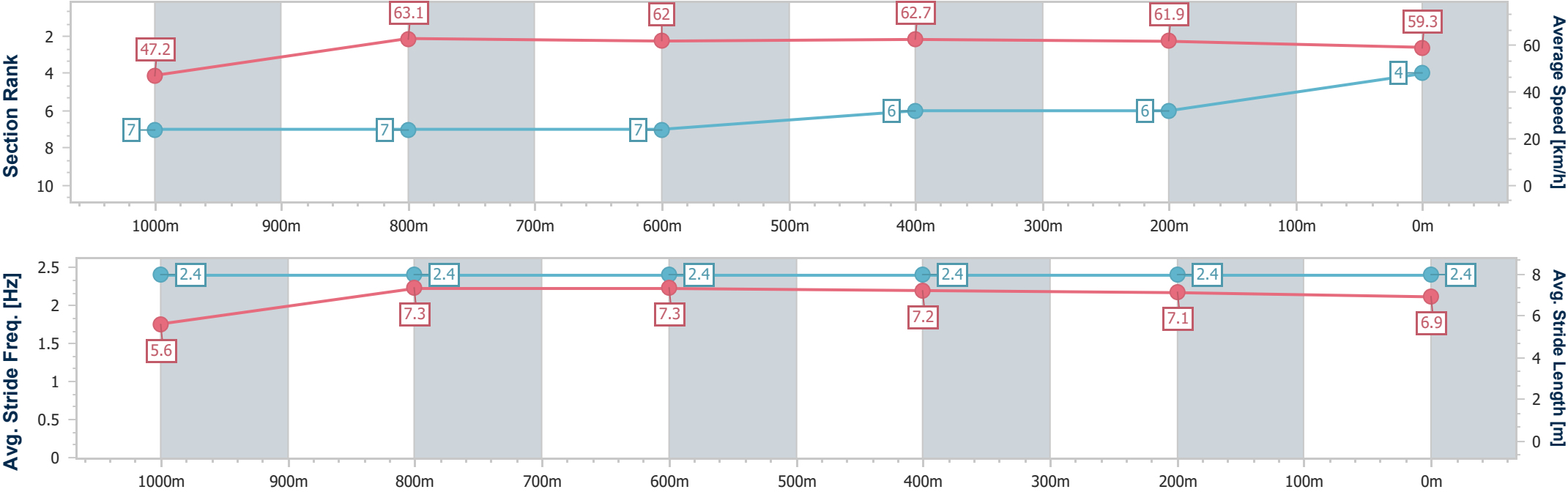
Horse/Jockey Name	Herbie Town
Final Rank	4
Fastest Section Time (Section)	0:11.48 (1000m)
Top Speed [km/h] (Section)	65.4 (Overall)
Race State	Finished



ToowoombaProfessional  
Race 7: EMPIRE OF JAPAN Colts, Geldings and Entires Class 3  
Handicap - 1200m  
06 October 2025 - 16:16  
Track Rating: Good 4, Weather: Fine, Rail Position: +5m Entire



Section	Overall	1000m	800m	600m	400m	200m							
Section Times	1:13.97 [4] (0:15.26)	0:58.71 [7] (0:11.48)	0:47.23 [7] (0:11.70)	0:35.53 [7] (0:11.63)	0:23.90 [6] (0:11.74)	0:12.16 [6] (0:12.16)							
Average Speed [km/h]	47.2	63.1	62.0	62.7	61.9	59.3							
Top Speed [km/h]	65.4	65.4	63.6	65.3	64.0	61.3							
Avg. Dist. to Rail [m]	6.7	2.7	2.4	2.1	2.7	2.9							
Avg. Stride Freq. [Hz]	2.4	2.4	2.4	2.4	2.4	2.4							
Avg. Stride Length [m]	5.6	7.3	7.3	7.2	7.1	6.9							





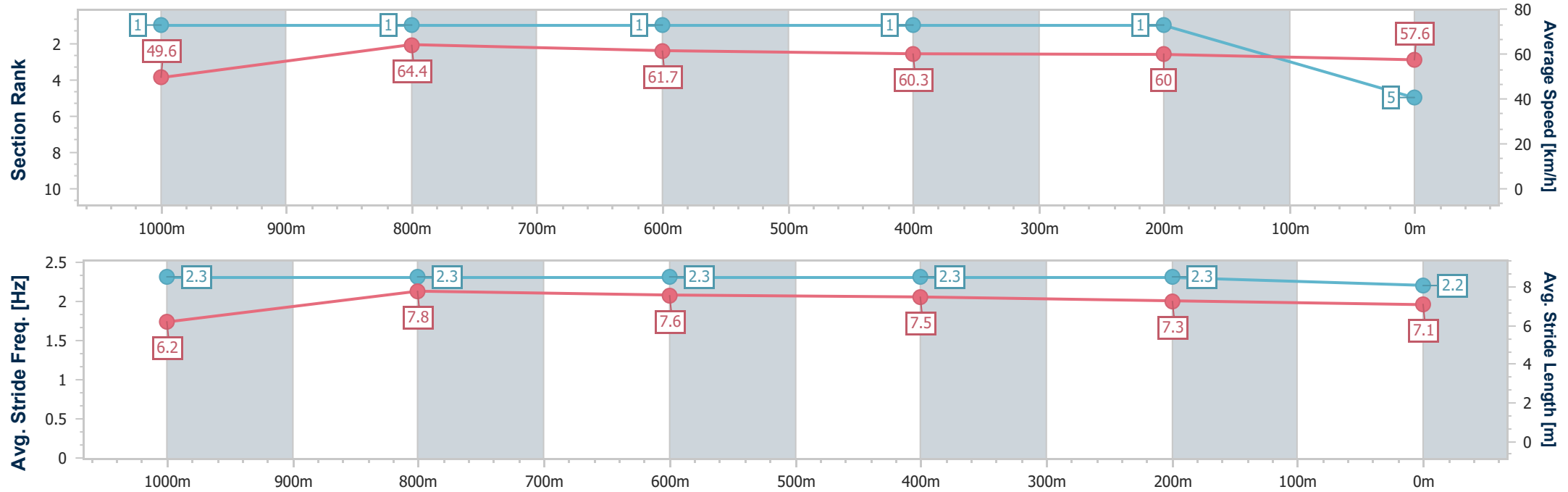
Horse/Jockey Name	Koga Ninja
Final Rank	5
Fastest Section Time (Section)	0:11.22 (1000m)
Top Speed [km/h] (Section)	66.2 (Overall)
Race State	Finished



ToowoombaProfessional  
Race 7: EMPIRE OF JAPAN Colts, Geldings and Entire's Class 3  
Handicap - 1200m  
06 October 2025 - 16:16  
Track Rating: Good 4, Weather: Fine, Rail Position: +5m Entire



Section	Overall	1000m	800m	600m	400m	200m							
Section Times	1:14.05 [5] (0:14.51)	0:59.54 [1] (0:11.22)	0:48.32 [1] (0:11.70)	0:36.62 [1] (0:12.07)	0:24.55 [1] (0:12.04)	0:12.51 [1] (0:12.51)							
Average Speed [km/h]	49.6	64.4	61.7	60.3	60.0	57.6							
Top Speed [km/h]	66.2	65.5	62.7	60.9	60.5	58.2							
Avg. Dist. to Rail [m]	4.0	0.9	1.5	2.0	0.6	1.0							
Avg. Stride Freq. [Hz]	2.3	2.3	2.3	2.3	2.3	2.2							
Avg. Stride Length [m]	6.2	7.8	7.6	7.5	7.3	7.1							





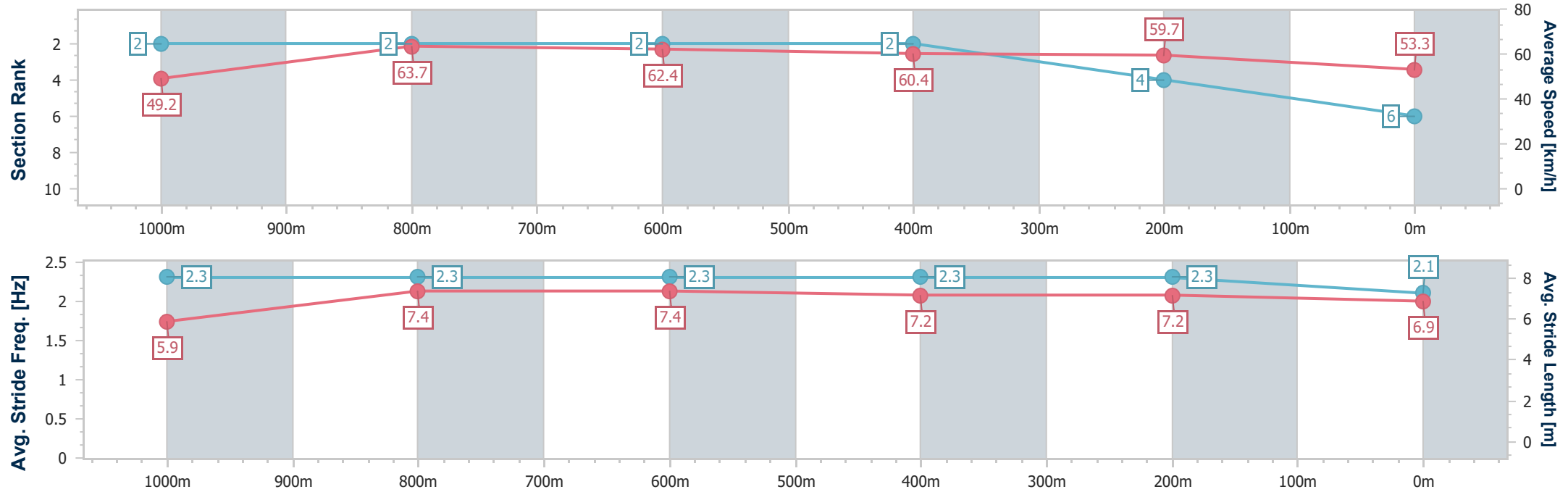
Horse/Jockey Name	Carribean King
Final Rank	6
Fastest Section Time (Section)	0:11.39 (1000m)
Top Speed [km/h] (Section)	65.6 (Overall)
Race State	Finished



ToowoombaProfessional  
Race 7: EMPIRE OF JAPAN Colts, Geldings and Entire's Class 3  
Handicap - 1200m  
06 October 2025 - 16:16  
Track Rating: Good 4, Weather: Fine, Rail Position: +5m Entire



Section	Overall	1000m	800m	600m	400m	200m							
Section Times	1:15.12 [6] (0:14.65)	1:00.47 [2] (0:11.39)	0:49.08 [2] (0:11.59)	0:37.49 [2] (0:11.93)	0:25.56 [2] (0:12.07)	0:13.49 [4] (0:13.49)							
Average Speed [km/h]	49.2	63.7	62.4	60.4	59.7	53.3							
Top Speed [km/h]	65.6	65.0	63.4	61.0	60.1	57.9							
Avg. Dist. to Rail [m]	7.3	2.8	0.5	0.4	0.5	0.5							
Avg. Stride Freq. [Hz]	2.3	2.3	2.3	2.3	2.3	2.1							
Avg. Stride Length [m]	5.9	7.4	7.4	7.2	7.2	6.9							



[ ] Ranking at each section and finish  
- - - - No data available at this section  
NA No data available





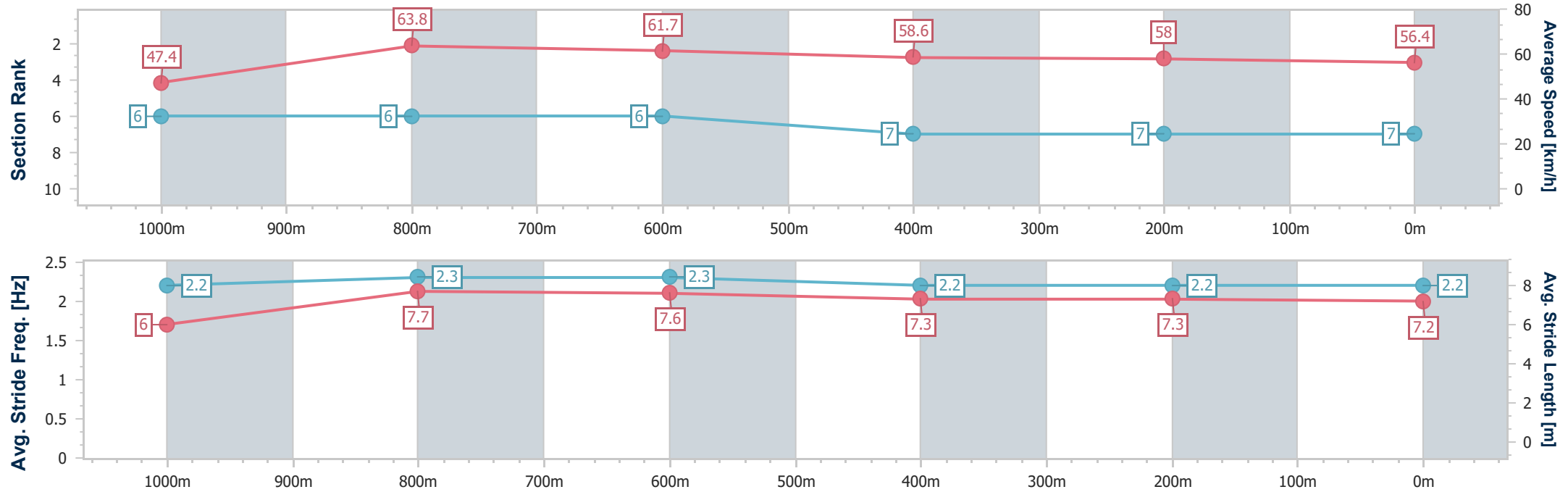
Horse/Jockey Name	Bonzabelter
Final Rank	7
Fastest Section Time (Section)	0:11.30 (1000m)
Top Speed [km/h] (Section)	65.7 (1000m)
Race State	Finished



ToowoombaProfessional  
Race 7: EMPIRE OF JAPAN Colts, Geldings and Entire's Class 3  
Handicap - 1200m  
06 October 2025 - 16:16  
Track Rating: Good 4, Weather: Fine, Rail Position: +5m Entire



Section	Overall	1000m	800m	600m	400m	200m							
Section Times	1:15.69 [7] (0:15.21)	1:00.48 [6] (0:11.30)	0:49.18 [6] (0:11.70)	0:37.48 [6] (0:12.31)	0:25.17 [7] (0:12.41)	0:12.76 [7] (0:12.76)							
Average Speed [km/h]	47.4	63.8	61.7	58.6	58.0	56.4							
Top Speed [km/h]	65.7	65.7	63.6	61.3	58.7	57.8							
Avg. Dist. to Rail [m]	2.8	0.4	0.5	0.6	0.5	0.4							
Avg. Stride Freq. [Hz]	2.2	2.3	2.3	2.2	2.2	2.2							
Avg. Stride Length [m]	6.0	7.7	7.6	7.3	7.3	7.2							



[ ] Ranking at each section and finish  
- - - - No data available at this section  
NA No data available



# Toowoomba Professional

## Race 8: THE @JACKLEIGHH INSTA STAKES Class 1 Handicap - 1000m

06 October 2025 - 16:51



Track Rating: Good 4, Weather: Fine, Rail Position: +5m Entire

Section						Overall	800m	600m	400m	200m				Last 600m			
Field Times						1:00.35 (0:14.48)	0:45.87 (0:11.09)	0:34.78 (0:11.64)	0:23.14 (0:11.64)	0:11.50 (0:11.50)				0:34.78			
Rank	TAB	Horse/Jockey	Barrier	Top Speed [km/h]	Fastest Section									Margin			Distance Travelled [m]
1	4	CABALETTO	6	66.7	0:11.09	1:00.35 [1]	0:45.87 [1]	0:34.78 [1]	0:23.14 [1]	0:11.50 [1]	1:00.35			0:34.78			
		Justin Huxtable		Overall	800m	(0:14.48)	(0:11.09)	(0:11.64)	(0:11.64)	(0:11.50)							
2	2	ZARIPPA	1	67.1	0:11.16	1:00.72 [2]	0:45.95 [5]	0:34.79 [5]	0:23.25 [4]	0:11.64 [2]	2.13L			0:34.79			-4
		Daniel Moor		Overall	800m	(0:14.77)	(0:11.16)	(0:11.54)	(0:11.61)	(0:11.64)							
3	7	SKY BLUE	5	66.7	0:11.21	1:00.99 [3]	0:46.30 [3]	0:35.09 [4]	0:23.58 [3]	0:11.90 [4]	3.76L			0:35.09			-1
		Chelsea Baker		Overall	800m	(0:14.69)	(0:11.21)	(0:11.51)	(0:11.68)	(0:11.90)							
4	6	SAGA'S GIRL	2	66.2	0:11.21	1:01.25 [4]	0:46.31 [7]	0:35.10 [7]	0:23.50 [8]	0:11.78 [5]	5.25L			0:35.10			-4
		Dylan Turner		Overall	800m	(0:14.94)	(0:11.21)	(0:11.60)	(0:11.72)	(0:11.78)							
5	1	TURN UP THE MUSIC	8	67.2	0:11.12	1:01.54 [5]	0:46.98 [2]	0:35.86 [2]	0:24.31 [2]	0:12.45 [3]	6.96L			0:35.86			+2
		Bailey Wheeler		Overall	800m	(0:14.56)	(0:11.12)	(0:11.55)	(0:11.86)	(0:12.45)							
6	10	TRADING ROOM	3	66.6	0:11.21	1:01.76 [6]	0:46.47 [9]	0:35.26 [10]	0:23.73 [10]	0:11.98 [8]	8.29L			0:35.26			-4
		Olivia Webb		800m	800m	(0:15.29)	(0:11.21)	(0:11.53)	(0:11.75)	(0:11.98)							
7	3	KING NEPTUNE	7	67.8	0:11.08	1:02.02 [7]	0:46.91 [8]	0:35.83 [8]	0:24.27 [7]	0:12.55 [6]	9.78L			0:35.83			+0
		Les Tilley		800m	800m	(0:15.11)	(0:11.08)	(0:11.56)	(0:11.72)	(0:12.55)							
8	5	HOFFMAN	4	68.1	0:10.88	1:02.19 [8]	0:46.83 [10]	0:35.95 [9]	0:24.37 [9]	0:12.37 [10]	10.8L			0:35.95			+5
		Ashvin Goindasamy		800m	800m	(0:15.36)	(0:10.88)	(0:11.58)	(0:12.00)	(0:12.37)							
9	11	EXPLOSIVE DRAGON	9	67.8	0:11.09	1:02.57 [9]	0:47.69 [6]	0:36.60 [6]	0:24.91 [6]	0:12.79 [7]	13.04L			0:36.60			+4
		Darren Evans		Overall	800m	(0:14.88)	(0:11.09)	(0:11.69)	(0:12.12)	(0:12.79)							
10	12	BOBBY IS KING	10	69.5	0:11.08	1:03.68 [10]	0:48.97 [4]	0:37.89 [3]	0:26.16 [5]	0:13.88 [9]	19.59L			0:37.89			+5
		Kenji Yoshida		Overall	800m	(0:14.71)	(0:11.08)	(0:11.73)	(0:12.28)	(0:13.88)							

Scratched: She's My Lady (#13), Manpower (#8), Tote Sweet (#15), Perfect Beth (#9), Russian Ripper (#14), Jerome (#16), I'm A Chocoholic (#17)



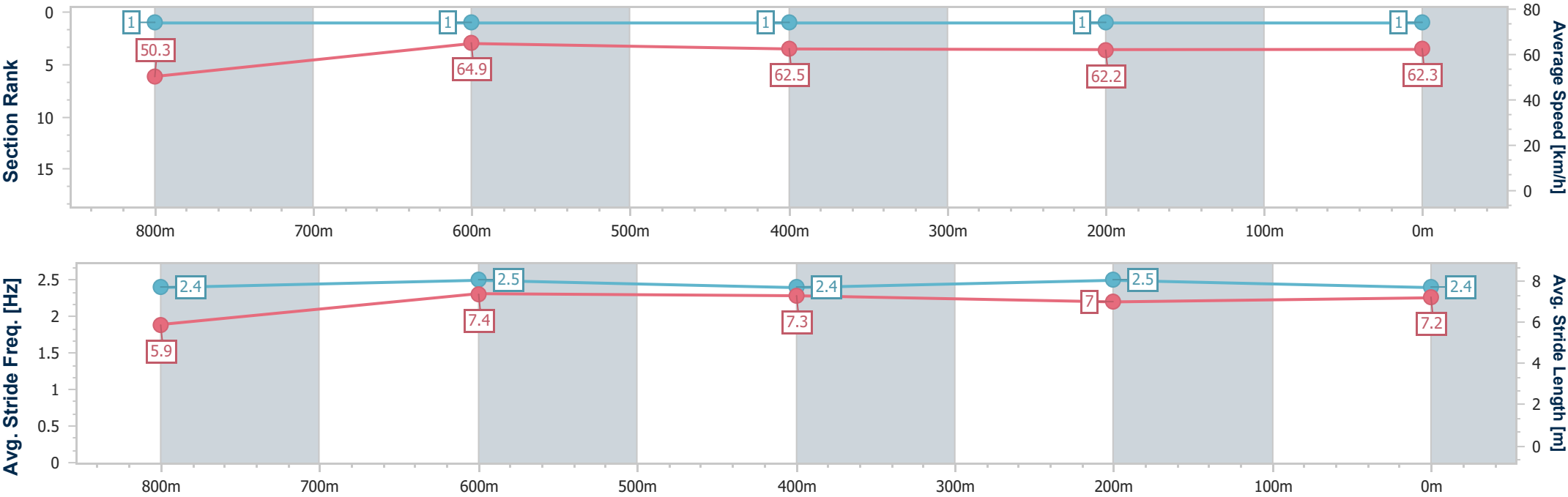
Horse/Jockey Name	Cabaletto
Final Rank	1
Fastest Section Time (Section)	0:11.09 (800m)
Top Speed [km/h] (Section)	66.7 (Overall)
Race State	Finished



ToowoombaProfessional  
Race 8: THE @JACKLEIGHH INSTA STAKES Class 1 Handicap  
- 1000m  
06 October 2025 - 16:51  
Track Rating: Good 4, Weather: Fine, Rail Position: +5m Entire



Section	Overall	800m	600m	400m	200m										
Section Times	1:00.35 [1] (0:14.48)	0:45.87 [1] (0:11.09)	0:34.78 [1] (0:11.64)	0:23.14 [1] (0:11.64)	0:11.50 [1] (0:11.50)										
Average Speed [km/h]	50.3	64.9	62.5	62.2	62.3										
Top Speed [km/h]	66.7	66.7	64.4	64.2	64.3										
Avg. Dist. to Rail [m]	4.3	1.3	1.7	0.9	0.9										
Avg. Stride Freq. [Hz]	2.4	2.5	2.4	2.5	2.4										
Avg. Stride Length [m]	5.9	7.4	7.3	7.0	7.2										





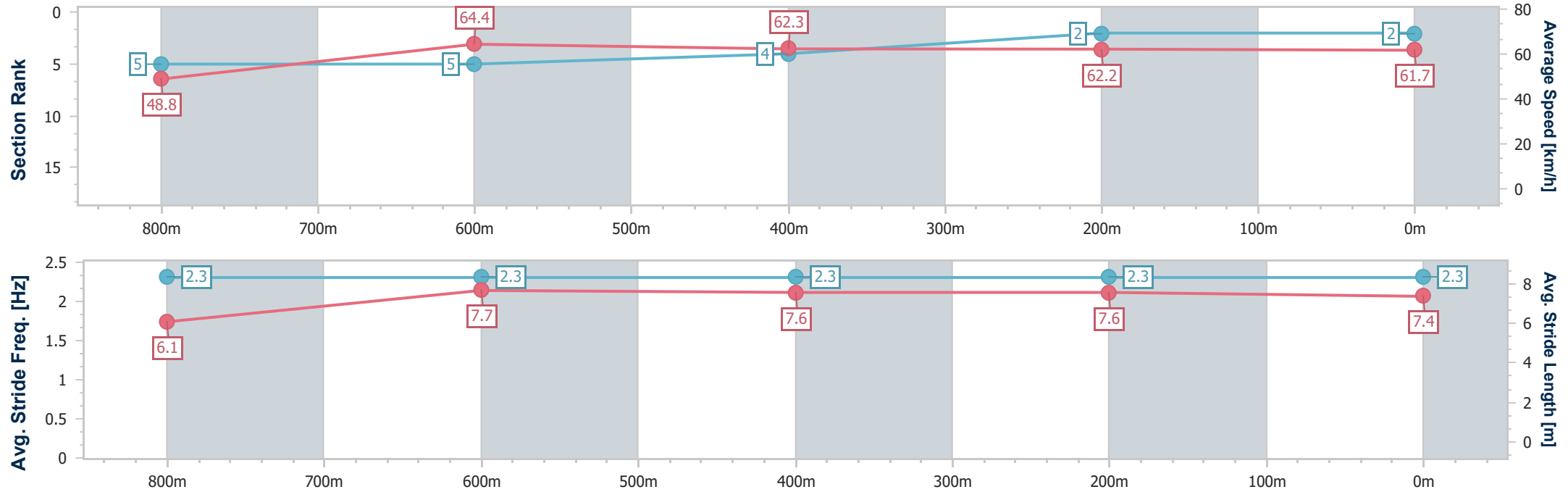
Horse/Jockey Name	Zarippa
Final Rank	2
Fastest Section Time (Section)	0:11.16 (800m)
Top Speed [km/h] (Section)	67.1 (Overall)
Race State	Finished



ToowoombaProfessional  
Race 8: THE @JACKLEIGHH INSTA STAKES Class 1 Handicap  
- 1000m  
06 October 2025 - 16:51  
Track Rating: Good 4, Weather: Fine, Rail Position: +5m Entire



Section	Overall	800m	600m	400m	200m										
Section Times	1:00.72 [2] (0:14.77)	0:45.95 [5] (0:11.16)	0:34.79 [5] (0:11.54)	0:23.25 [4] (0:11.61)	0:11.64 [2] (0:11.64)										
Average Speed [km/h]	48.8	64.4	62.3	62.2	61.7										
Top Speed [km/h]	67.1	66.3	64.1	62.8	62.8										
Avg. Dist. to Rail [m]	2.2	0.7	0.3	0.6	1.6										
Avg. Stride Freq. [Hz]	2.3	2.3	2.3	2.3	2.3										
Avg. Stride Length [m]	6.1	7.7	7.6	7.6	7.4										





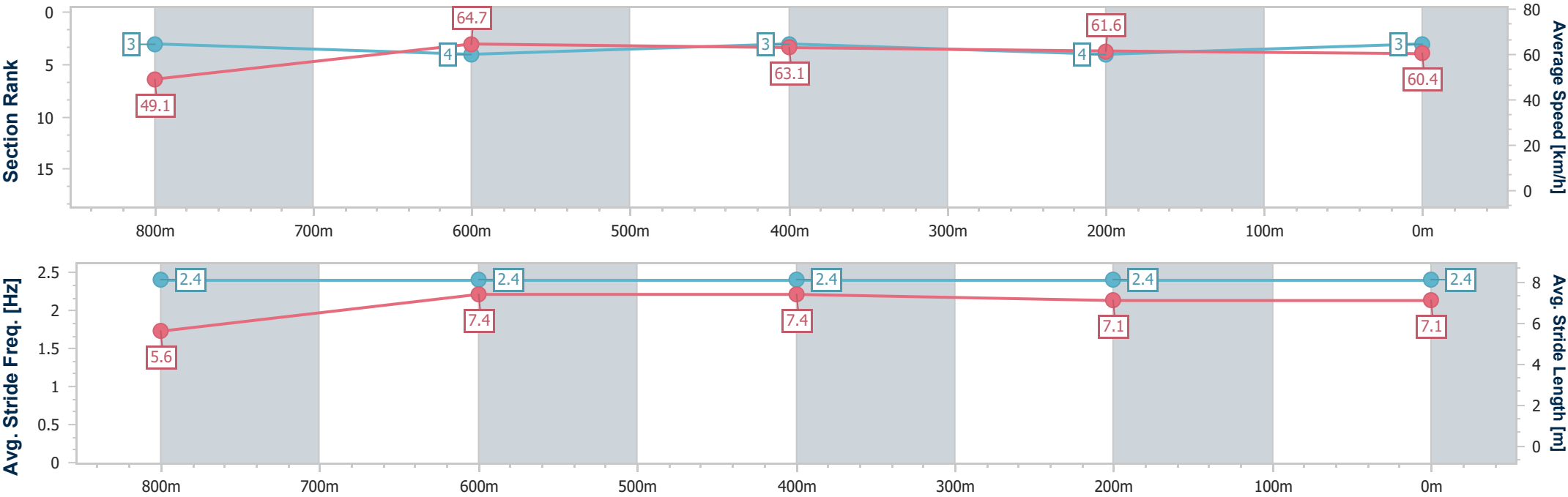
Horse/Jockey Name	Sky Blue
Final Rank	3
Fastest Section Time (Section)	0:11.21 (800m)
Top Speed [km/h] (Section)	66.7 (Overall)
Race State	Finished



ToowoombaProfessional  
Race 8: THE @JACKLEIGHH INSTA STAKES Class 1 Handicap  
- 1000m  
06 October 2025 - 16:51  
Track Rating: Good 4, Weather: Fine, Rail Position: +5m Entire



Section	Overall	800m	600m	400m	200m										
Section Times	1:00.99 [3] (0:14.69)	0:46.30 [3] (0:11.21)	0:35.09 [4] (0:11.51)	0:23.58 [3] (0:11.68)	0:11.90 [4] (0:11.90)										
Average Speed [km/h]	49.1	64.7	63.1	61.6	60.4										
Top Speed [km/h]	66.7	66.0	64.5	62.7	61.9										
Avg. Dist. to Rail [m]	2.6	1.9	1.1	0.9	1.8										
Avg. Stride Freq. [Hz]	2.4	2.4	2.4	2.4	2.4										
Avg. Stride Length [m]	5.6	7.4	7.4	7.1	7.1										





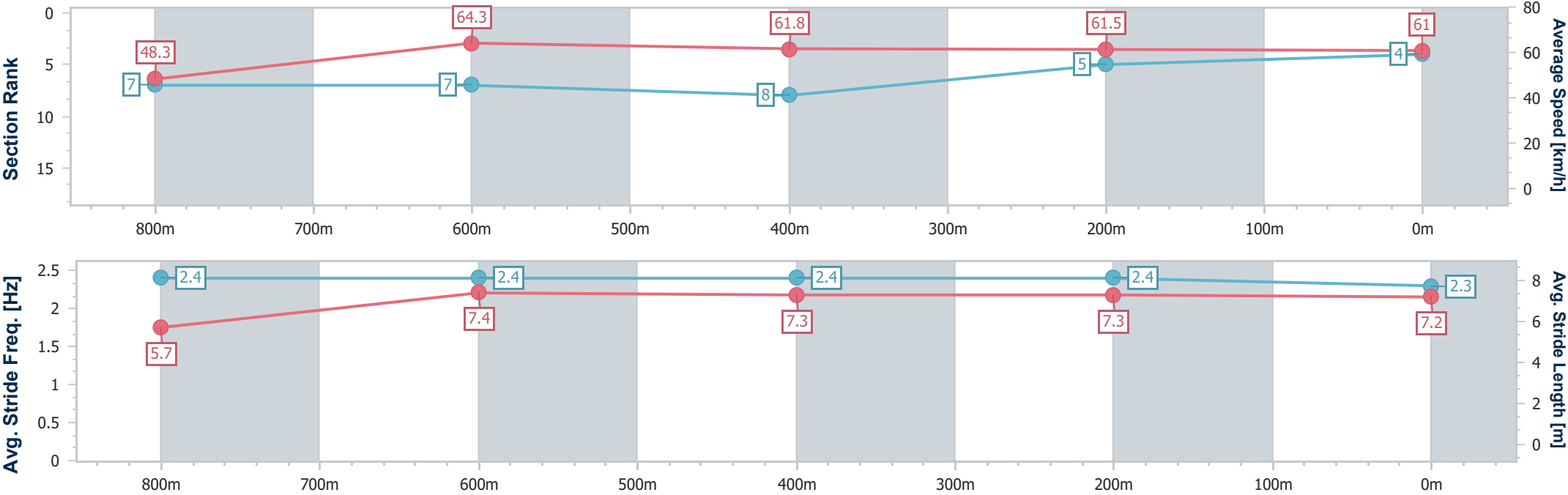
Horse/Jockey Name	Saga's Girl
Final Rank	4
Fastest Section Time (Section)	0:11.21 (800m)
Top Speed [km/h] (Section)	66.2 (Overall)
Race State	Finished



ToowoombaProfessional  
Race 8: THE @JACKLEIGHH INSTA STAKES Class 1 Handicap  
- 1000m  
06 October 2025 - 16:51  
Track Rating: Good 4, Weather: Fine, Rail Position: +5m Entire



Section	Overall	800m	600m	400m	200m										
Section Times	1:01.25 [4] (0:14.94)	0:46.31 [7] (0:11.21)	0:35.10 [7] (0:11.60)	0:23.50 [8] (0:11.72)	0:11.78 [5] (0:11.78)										
Average Speed [km/h]	48.3	64.3	61.8	61.5	61.0										
Top Speed [km/h]	66.2	66.0	63.9	62.7	62.0										
Avg. Dist. to Rail [m]	2.3	0.6	0.7	0.6	2.3										
Avg. Stride Freq. [Hz]	2.4	2.4	2.4	2.4	2.3										
Avg. Stride Length [m]	5.7	7.4	7.3	7.3	7.2										



[ ] Ranking at each section and finish  
- - - - - No data available at this section  
NA No data available



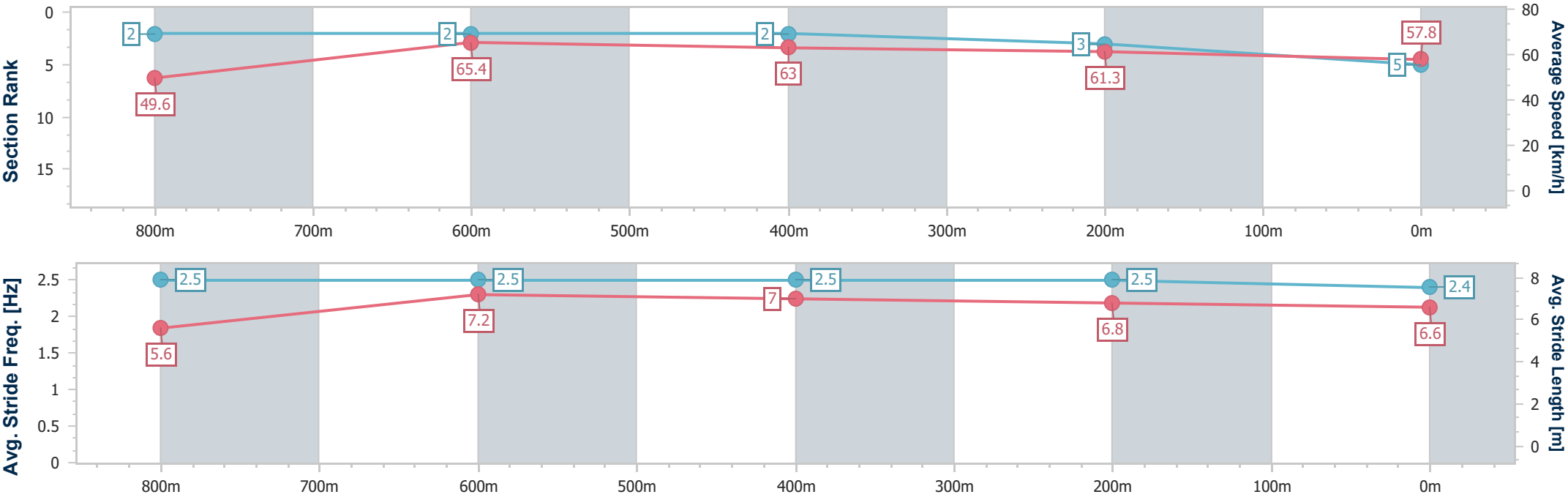
Horse/Jockey Name	Turn Up The Music
Final Rank	5
Fastest Section Time (Section)	0:11.12 (800m)
Top Speed [km/h] (Section)	67.2 (Overall)
Race State	Finished



ToowoombaProfessional  
Race 8: THE @JACKLEIGHH INSTA STAKES Class 1 Handicap  
- 1000m  
06 October 2025 - 16:51  
Track Rating: Good 4, Weather: Fine, Rail Position: +5m Entire



Section	Overall	800m	600m	400m	200m										
Section Times	1:01.54 [5] (0:14.56)	0:46.98 [2] (0:11.12)	0:35.86 [2] (0:11.55)	0:24.31 [2] (0:11.86)	0:12.45 [3] (0:12.45)										
Average Speed [km/h]	49.6	65.4	63.0	61.3	57.8										
Top Speed [km/h]	67.2	65.8	65.6	62.7	60.5										
Avg. Dist. to Rail [m]	5.4	1.9	2.2	2.6	1.1										
Avg. Stride Freq. [Hz]	2.5	2.5	2.5	2.5	2.4										
Avg. Stride Length [m]	5.6	7.2	7.0	6.8	6.6										





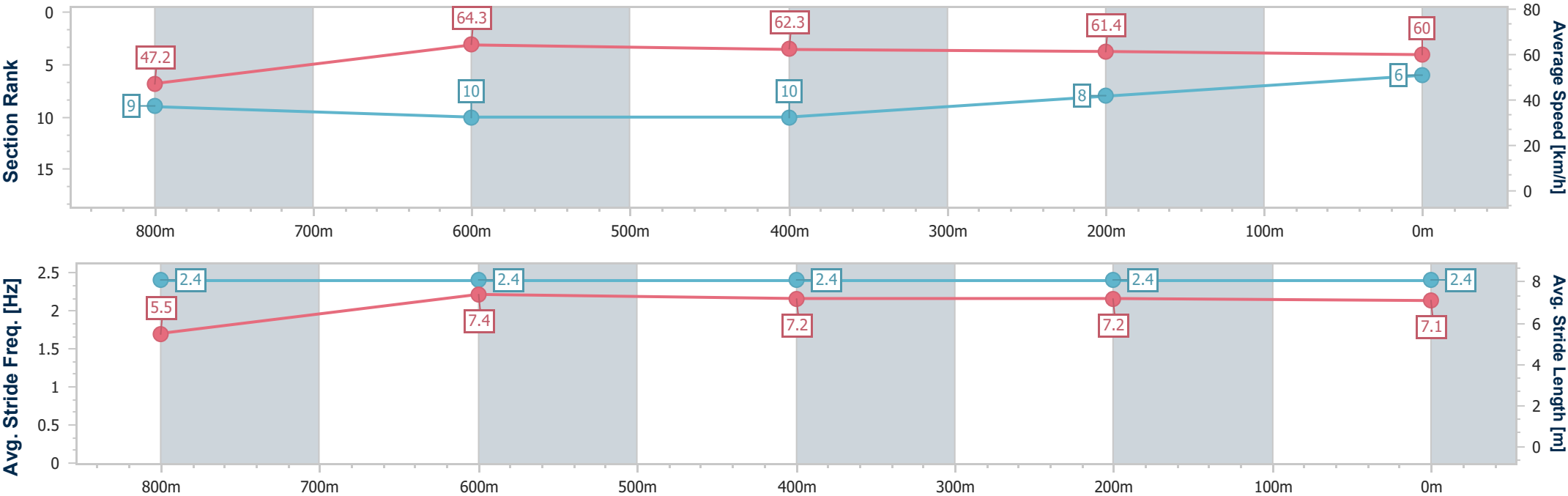
Horse/Jockey Name	Trading Room
Final Rank	6
Fastest Section Time (Section)	0:11.21 (800m)
Top Speed [km/h] (Section)	66.6 (800m)
Race State	Finished



ToowoombaProfessional  
Race 8: THE @JACKLEIGHH INSTA STAKES Class 1 Handicap  
- 1000m  
06 October 2025 - 16:51  
Track Rating: Good 4, Weather: Fine, Rail Position: +5m Entire



Section	Overall	800m	600m	400m	200m														
Section Times	1:01.76 [6] (0:15.29)	0:46.47 [9] (0:11.21)	0:35.26 [10] (0:11.53)	0:23.73 [10] (0:11.75)	0:11.98 [8] (0:11.98)														
Average Speed [km/h]	47.2	64.3	62.3	61.4	60.0														
Top Speed [km/h]	65.9	66.6	62.9	62.1	61.1														
Avg. Dist. to Rail [m]	2.2	0.4	0.3	0.4	0.5														
Avg. Stride Freq. [Hz]	2.4	2.4	2.4	2.4	2.4														
Avg. Stride Length [m]	5.5	7.4	7.2	7.2	7.1														







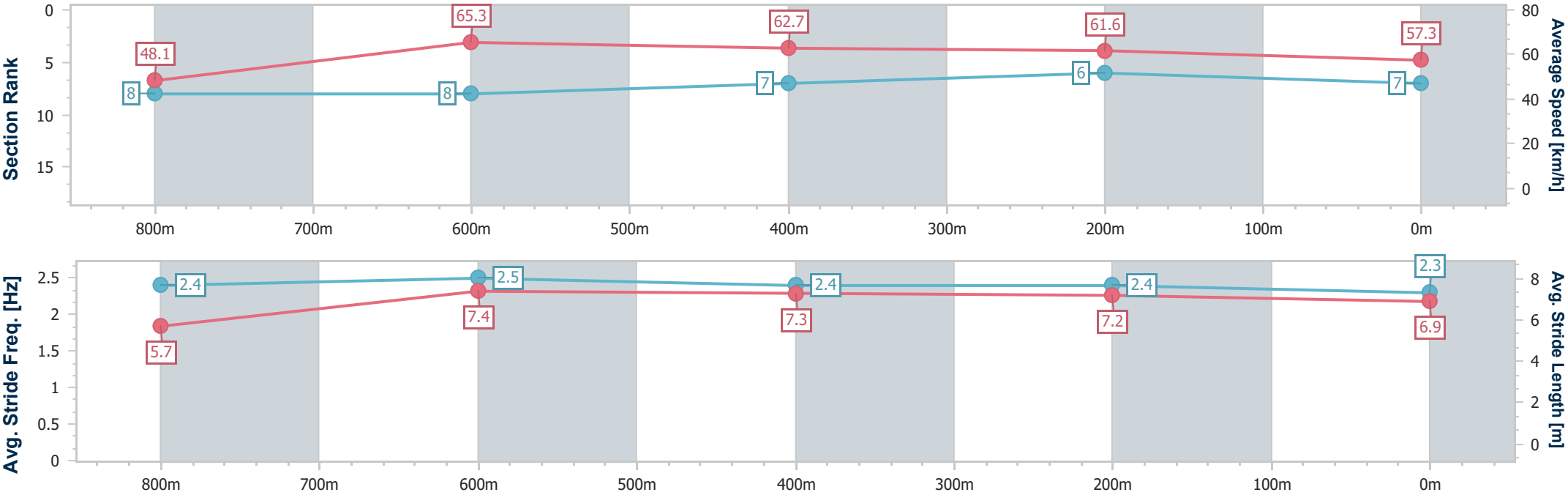
Horse/Jockey Name	King Neptune
Final Rank	7
Fastest Section Time (Section)	0:11.08 (800m)
Top Speed [km/h] (Section)	67.8 (800m)
Race State	Finished



ToowoombaProfessional  
Race 8: THE @JACKLEIGHH INSTA STAKES Class 1 Handicap  
- 1000m  
06 October 2025 - 16:51  
Track Rating: Good 4, Weather: Fine, Rail Position: +5m Entire



Section	Overall	800m	600m	400m	200m										
Section Times	1:02.02 [7] (0:15.11)	0:46.91 [8] (0:11.08)	0:35.83 [8] (0:11.56)	0:24.27 [7] (0:11.72)	0:12.55 [6] (0:12.55)										
Average Speed [km/h]	48.1	65.3	62.7	61.6	57.3										
Top Speed [km/h]	67.8	67.8	65.3	62.4	61.3										
Avg. Dist. to Rail [m]	6.5	1.8	1.2	0.6	0.9										
Avg. Stride Freq. [Hz]	2.4	2.5	2.4	2.4	2.3										
Avg. Stride Length [m]	5.7	7.4	7.3	7.2	6.9										





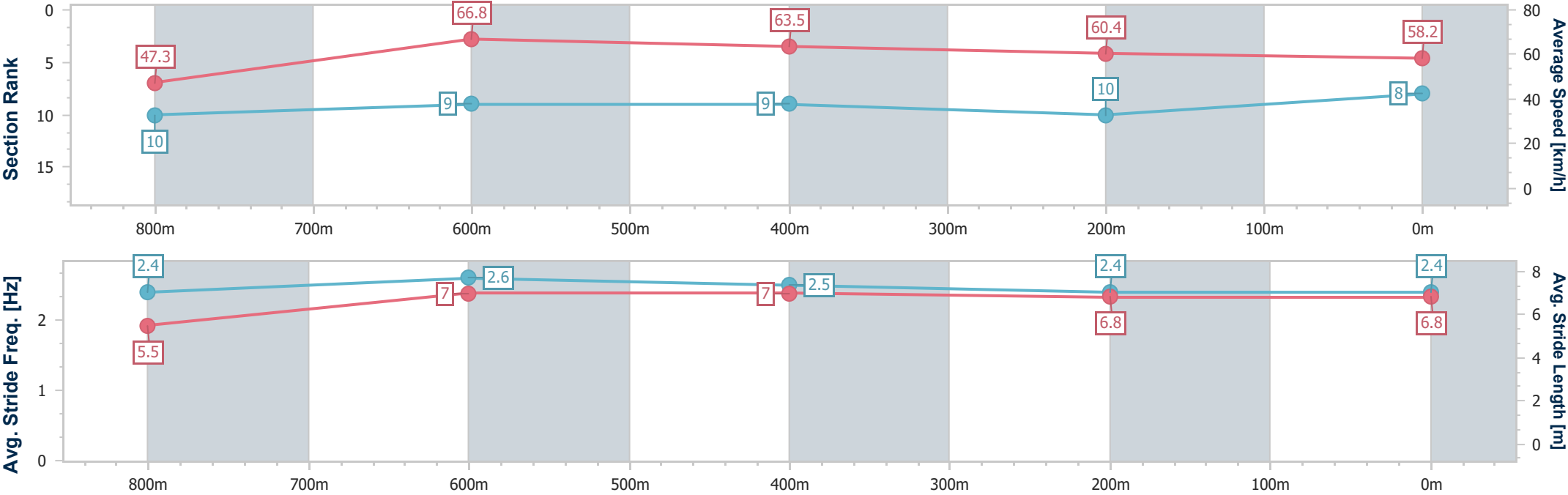
Horse/Jockey Name	Hoffman
Final Rank	8
Fastest Section Time (Section)	0:10.88 (800m)
Top Speed [km/h] (Section)	68.1 (800m)
Race State	Finished



ToowoombaProfessional  
Race 8: THE @JACKLEIGHH INSTA STAKES Class 1 Handicap  
- 1000m  
06 October 2025 - 16:51  
Track Rating: Good 4, Weather: Fine, Rail Position: +5m Entire



Section	Overall	800m	600m	400m	200m									
Section Times	1:02.19 [8] (0:15.36)	0:46.83 [10] (0:10.88)	0:35.95 [9] (0:11.58)	0:24.37 [9] (0:12.00)	0:12.37 [10] (0:12.37)									
Average Speed [km/h]	47.3	66.8	63.5	60.4	58.2									
Top Speed [km/h]	67.4	68.1	65.3	61.9	59.1									
Avg. Dist. to Rail [m]	4.5	3.3	3.6	2.7	2.5									
Avg. Stride Freq. [Hz]	2.4	2.6	2.5	2.4	2.4									
Avg. Stride Length [m]	5.5	7.0	7.0	6.8	6.8									





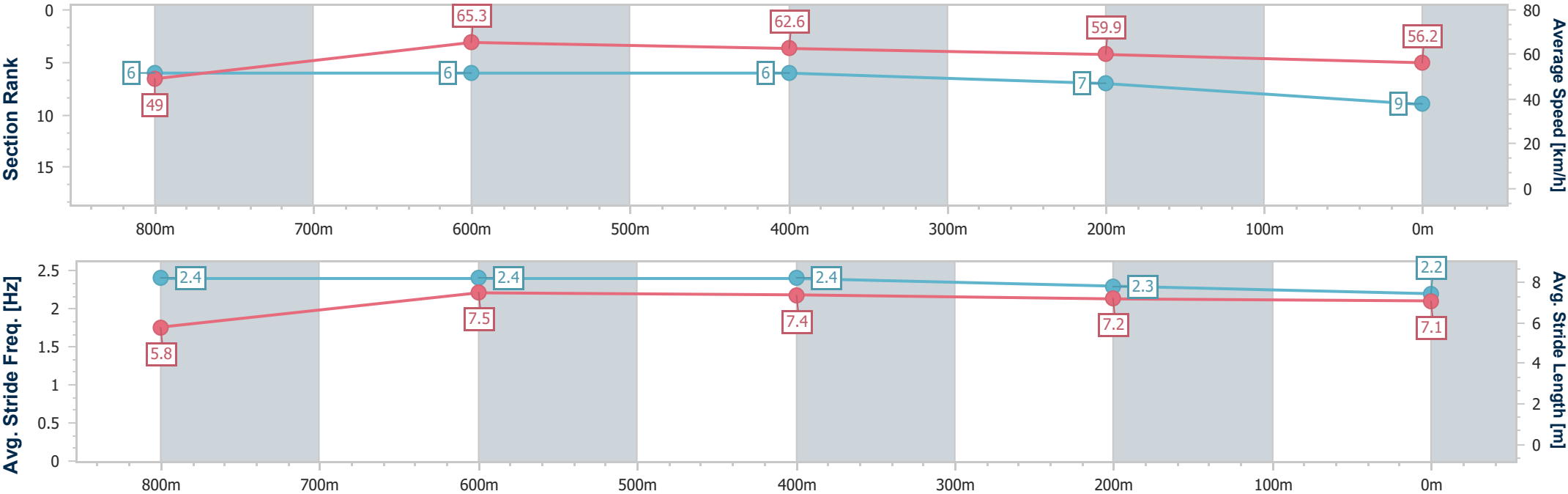
Horse/Jockey Name	Explosive Dragon
Final Rank	9
Fastest Section Time (Section)	0:11.09 (800m)
Top Speed [km/h] (Section)	67.8 (Overall)
Race State	Finished



ToowoombaProfessional  
Race 8: THE @JACKLEIGHH INSTA STAKES Class 1 Handicap  
- 1000m  
06 October 2025 - 16:51  
Track Rating: Good 4, Weather: Fine, Rail Position: +5m Entire



Section	Overall	800m	600m	400m	200m														
Section Times	1:02.57 [9] (0:14.88)	0:47.69 [6] (0:11.09)	0:36.60 [6] (0:11.69)	0:24.91 [6] (0:12.12)	0:12.79 [7] (0:12.79)														
Average Speed [km/h]	49.0	65.3	62.6	59.9	56.2														
Top Speed [km/h]	67.8	67.1	64.5	62.1	57.6														
Avg. Dist. to Rail [m]	7.0	2.7	3.0	3.2	3.4														
Avg. Stride Freq. [Hz]	2.4	2.4	2.4	2.3	2.2														
Avg. Stride Length [m]	5.8	7.5	7.4	7.2	7.1														





Horse/Jockey Name	Bobby Is King
Final Rank	10
Fastest Section Time (Section)	0:11.08 (800m)
Top Speed [km/h] (Section)	69.5 (Overall)
Race State	Finished



ToowoombaProfessional  
Race 8: THE @JACKLEIGHH INSTA STAKES Class 1 Handicap  
- 1000m  
06 October 2025 - 16:51  
Track Rating: Good 4, Weather: Fine, Rail Position: +5m Entire



Section	Overall	800m	600m	400m	200m										
Section Times	1:03.68 [10] (0:14.71)	0:48.97 [4] (0:11.08)	0:37.89 [3] (0:11.73)	0:26.16 [5] (0:12.28)	0:13.88 [9] (0:13.88)										
Average Speed [km/h]	49.7	65.6	62.3	58.9	52.0										
Top Speed [km/h]	69.5	69.3	65.1	61.4	56.5										
Avg. Dist. to Rail [m]	8.0	2.7	2.9	2.1	0.8										
Avg. Stride Freq. [Hz]	2.4	2.4	2.4	2.4	2.2										
Avg. Stride Length [m]	5.9	7.4	7.3	6.9	6.6										

