



KilcoyProfessional
Race 1: KILCOY GLOBAL FOODS / KILCOY BP DRIVEWAY Maiden Plate
- 800m

07 October 2025 - 13:35



Track Rating: Good 4, Weather: Fine, Rail Position: True

Section						Overall	600m	400m	200m	Last 600m		
Field Times						0:44.73 (0:12.08)	0:32.65 (0:10.19)	0:22.46 (0:11.04)	0:11.42 (0:11.42)	0:32.65		
Rank	TAB	Horse/Jockey	Barrier	Top Speed [km/h]	Fastest Section					Margin		
1	12	EMBOLDEN	9	72.4	0:10.20	0:44.73 [1]	0:32.54 [3]	0:22.34 [3]	0:11.42 [1]	0:44.73	0:32.54	
		Montana Philpot		Overall	600m	(0:12.19)	(0:10.20)	(0:10.92)	(0:11.42)			
2	9	PIPIE POMAR	5	72.4	0:10.19	0:44.81 [2]	0:32.73 [1]	0:22.54 [1]	0:11.43 [3]	0.47L	0:32.73	
		Nozi Tomizawa		600m	600m	(0:12.08)	(0:10.19)	(0:11.11)	(0:11.43)	-1		
3	11	CASUAL MAN	8	71.1	0:10.15	0:45.53 [3]	0:33.33 [4]	0:23.18 [2]	0:12.20 [2]	4.72L	0:33.33	
		Jai Williams		600m	600m	(0:12.20)	(0:10.15)	(0:10.98)	(0:12.20)	-5		
4	6	PRIDE OF NASHVILLE	6	70.6	0:10.46	0:45.74 [4]	0:33.16 [5]	0:22.70 [5]	0:11.60 [4]	5.93L	0:33.16	
		Morgan Butler		600m	600m	(0:12.58)	(0:10.46)	(0:11.10)	(0:11.60)	-4		
5	10	VALOUR VICTORIOUS	2	70.4	0:10.40	0:45.75 [5]	0:32.99 [7]	0:22.59 [6]	0:11.42 [5]	5.99L	0:32.99	
		Dale Smith		600m	600m	(0:12.76)	(0:10.40)	(0:11.17)	(0:11.42)	+4		
6	3	SET FOR LIFE	7	70.6	0:10.38	0:46.04 [6]	0:33.15 [8]	0:22.77 [7]	0:11.55 [6]	7.7L	0:33.15	
		Chloe Lowe		600m	600m	(0:12.89)	(0:10.38)	(0:11.22)	(0:11.55)	+5		
7	1	ILEGITIMO	3	69.7	0:10.42	0:46.27 [7]	0:33.06 [9]	0:22.64 [9]	0:11.29 [8]	9.08L	0:33.06	
		Colleen Krahnen		600m	600m	(0:13.21)	(0:10.42)	(0:11.35)	(0:11.29)	+2		
8	8	MO'S MARVEL	1	69.2	0:10.62	0:46.43 [8]	0:33.76 [6]	0:23.14 [8]	0:11.61 [7]	10.04L	0:33.76	
		Shakira Bailey		600m	600m	(0:12.67)	(0:10.62)	(0:11.53)	(0:11.61)	+1		
9	4	AWESOME TESS	4	72.1	0:10.78	1:09.70 [9]	0:57.61 [2]	0:46.83 [4]	0:32.02 [9]	146.89L	0:57.61	
		Amie Meissner		600m	600m	(0:12.09)	(0:10.78)	(0:14.81)	(0:32.02)	+3		

Scratched: Kick And Win (#2), Sort Cha Mess (#7), Galactic Star (#5)



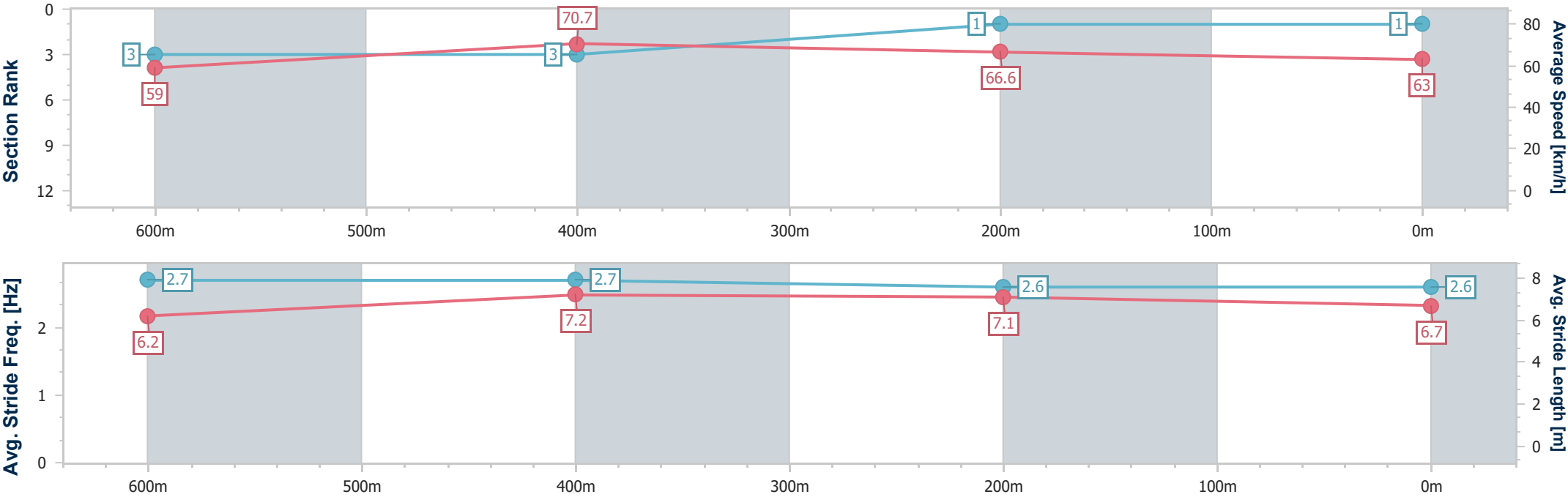
Horse/Jockey Name	Embolden
Final Rank	1
Fastest Section Time (Section)	0:10.20 (600m)
Top Speed [km/h] (Section)	72.4 (Overall)
Race State	Finished



KilcoyProfessional
Race 1: KILCOY GLOBAL FOODS / KILCOY BP DRIVEWAY
Maiden Plate - 800m
07 October 2025 - 13:35
Track Rating: Good 4, Weather: Fine, Rail Position: True



Section	Overall	600m	400m	200m															
Section Times	0:44.73 [1] (0:12.19)	0:32.54 [3] (0:10.20)	0:22.34 [3] (0:10.92)	0:11.42 [1] (0:11.42)															
Average Speed [km/h]	59.0	70.7	66.6	63.0															
Top Speed [km/h]	72.4	72.0	68.5	65.1															
Avg. Dist. to Rail [m]	6.1	3.7	1.1	2.8															
Avg. Stride Freq. [Hz]	2.7	2.7	2.6	2.6															
Avg. Stride Length [m]	6.2	7.2	7.1	6.7															





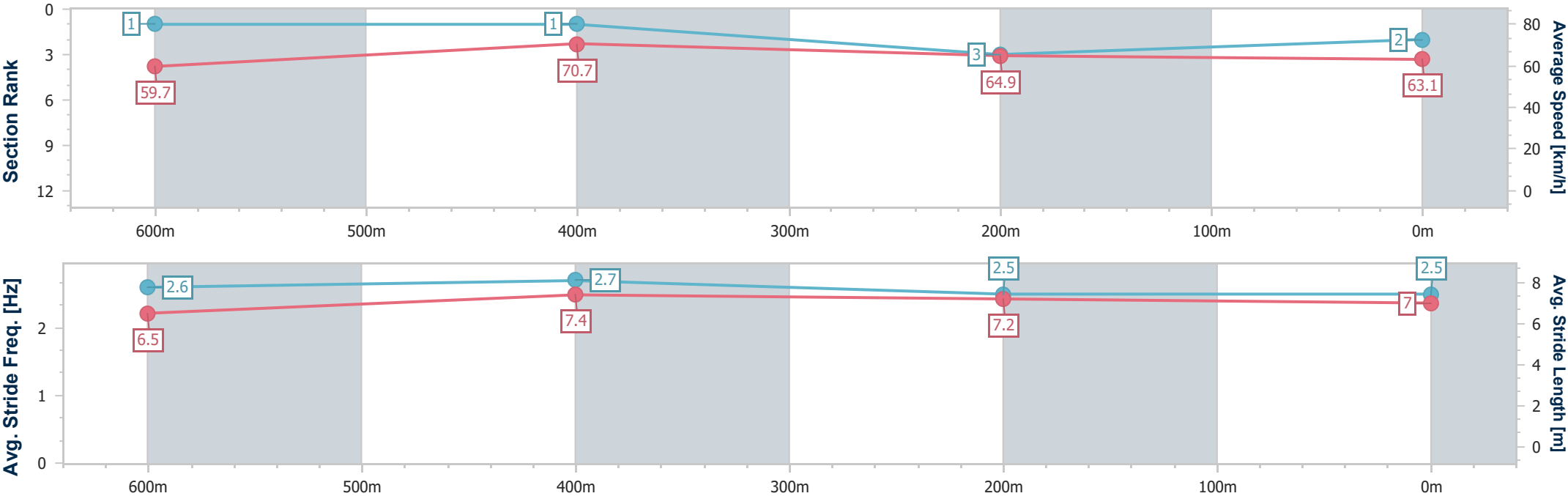
Horse/Jockey Name	Pippie Pomar
Final Rank	2
Fastest Section Time (Section)	0:10.19 (600m)
Top Speed [km/h] (Section)	72.4 (600m)
Race State	Finished



KilcoyProfessional
Race 1: KILCOY GLOBAL FOODS / KILCOY BP DRIVEWAY
Maiden Plate - 800m
07 October 2025 - 13:35
Track Rating: Good 4, Weather: Fine, Rail Position: True



Section	Overall	600m	400m	200m										
Section Times	0:44.81 [2] (0:12.08)	0:32.73 [1] (0:10.19)	0:22.54 [1] (0:11.11)	0:11.43 [3] (0:11.43)										
Average Speed [km/h]	59.7	70.7	64.9	63.1										
Top Speed [km/h]	71.4	72.4	68.8	64.2										
Avg. Dist. to Rail [m]	2.8	1.5	0.5	1.3										
Avg. Stride Freq. [Hz]	2.6	2.7	2.5	2.5										
Avg. Stride Length [m]	6.5	7.4	7.2	7.0										





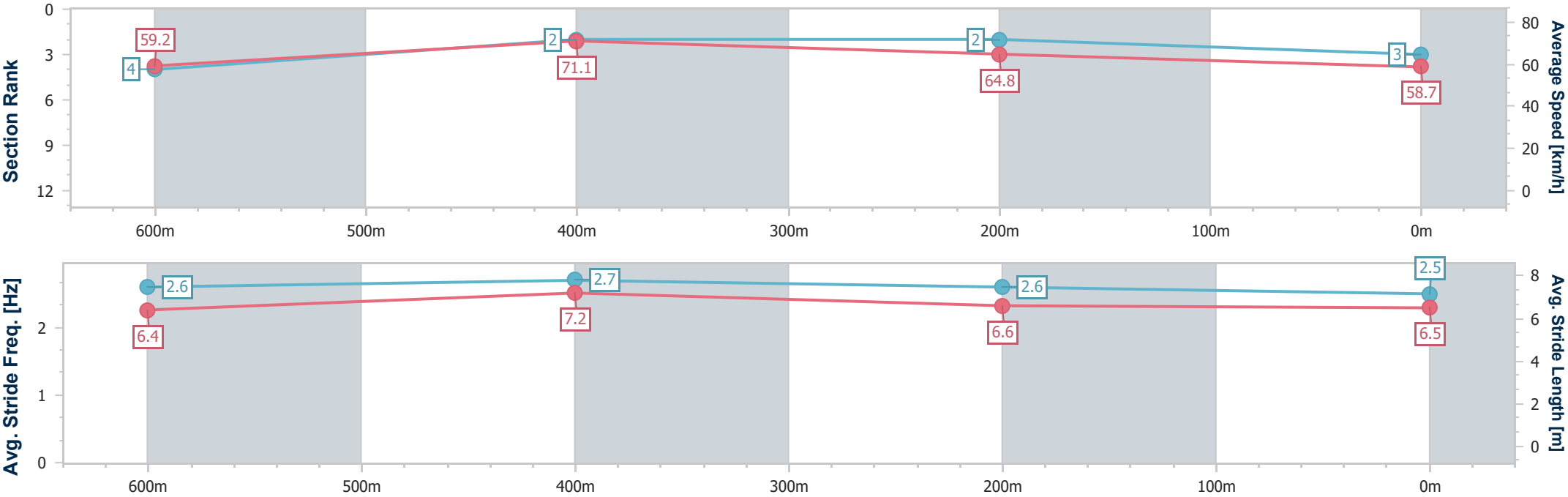
Horse/Jockey Name	Casual Man
Final Rank	3
Fastest Section Time (Section)	0:10.15 (600m)
Top Speed [km/h] (Section)	71.1 (600m)
Race State	Finished



KilcoyProfessional
Race 1: KILCOY GLOBAL FOODS / KILCOY BP DRIVEWAY
Maiden Plate - 800m
07 October 2025 - 13:35
Track Rating: Good 4, Weather: Fine, Rail Position: True



Section	Overall	600m	400m	200m										
Section Times	0:45.53 [3] (0:12.20)	0:33.33 [4] (0:10.15)	0:23.18 [2] (0:10.98)	0:12.20 [2] (0:12.20)										
Average Speed [km/h]	59.2	71.1	64.8	58.7										
Top Speed [km/h]	70.9	71.1	68.6	63.0										
Avg. Dist. to Rail [m]	3.7	1.5	1.3	1.8										
Avg. Stride Freq. [Hz]	2.6	2.7	2.6	2.5										
Avg. Stride Length [m]	6.4	7.2	6.6	6.5										





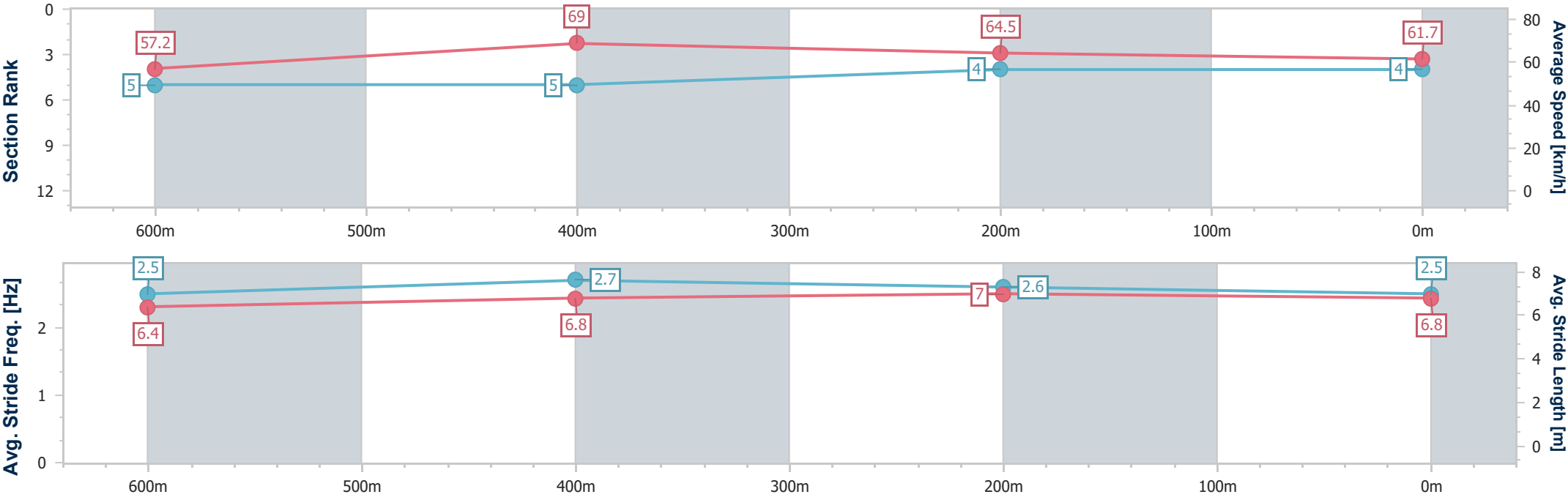
Horse/Jockey Name	Pride Of Nashville
Final Rank	4
Fastest Section Time (Section)	0:10.46 (600m)
Top Speed [km/h] (Section)	70.6 (600m)
Race State	Finished



KilcoyProfessional
Race 1: KILCOY GLOBAL FOODS / KILCOY BP DRIVEWAY
Maiden Plate - 800m
07 October 2025 - 13:35
Track Rating: Good 4, Weather: Fine, Rail Position: True



Section	Overall	600m	400m	200m										
Section Times	0:45.74 [4] (0:12.58)	0:33.16 [5] (0:10.46)	0:22.70 [5] (0:11.10)	0:11.60 [4] (0:11.60)										
Average Speed [km/h]	57.2	69.0	64.5	61.7										
Top Speed [km/h]	69.8	70.6	67.2	63.4										
Avg. Dist. to Rail [m]	3.8	2.2	1.5	1.7										
Avg. Stride Freq. [Hz]	2.5	2.7	2.6	2.5										
Avg. Stride Length [m]	6.4	6.8	7.0	6.8										





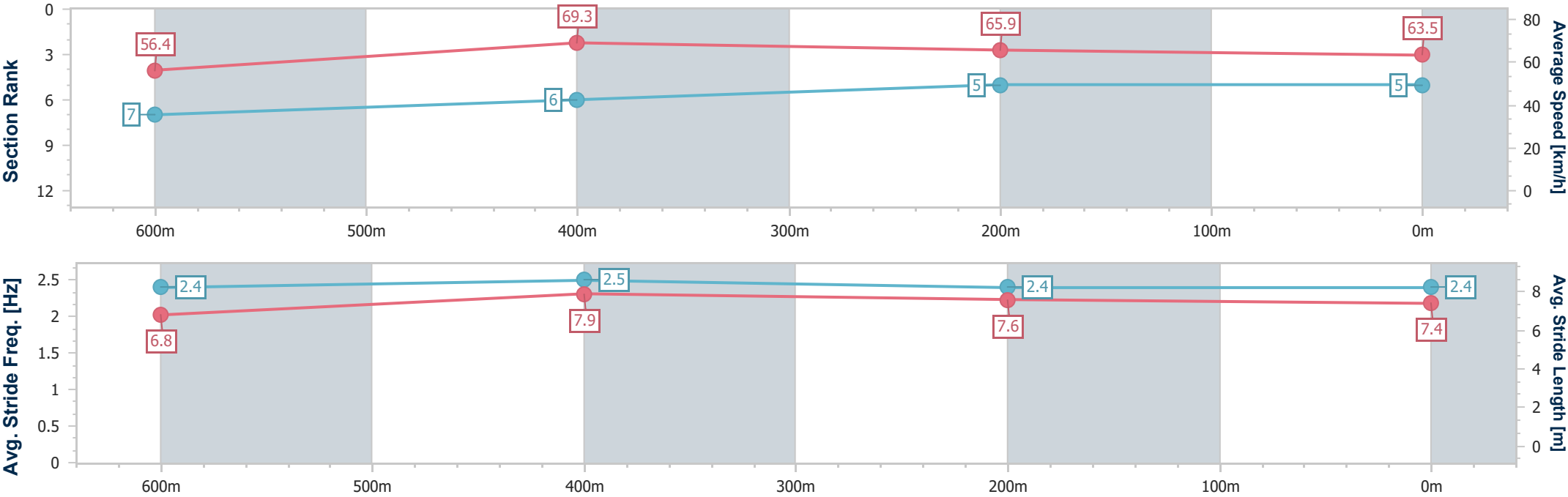
Horse/Jockey Name	Valour Victorious
Final Rank	5
Fastest Section Time (Section)	0:10.40 (600m)
Top Speed [km/h] (Section)	70.4 (600m)
Race State	Finished



KilcoyProfessional
Race 1: KILCOY GLOBAL FOODS / KILCOY BP DRIVEWAY
Maiden Plate - 800m
07 October 2025 - 13:35
Track Rating: Good 4, Weather: Fine, Rail Position: True



Section	Overall	600m	400m	200m										
Section Times	0:45.75 [5] (0:12.76)	0:32.99 [7] (0:10.40)	0:22.59 [6] (0:11.17)	0:11.42 [5] (0:11.42)										
Average Speed [km/h]	56.4	69.3	65.9	63.5										
Top Speed [km/h]	69.4	70.4	68.6	64.8										
Avg. Dist. to Rail [m]	1.4	1.3	2.9	4.8										
Avg. Stride Freq. [Hz]	2.4	2.5	2.4	2.4										
Avg. Stride Length [m]	6.8	7.9	7.6	7.4										



- [] Ranking at each section and finish
- .-.- No data available at this section
- NA No data available



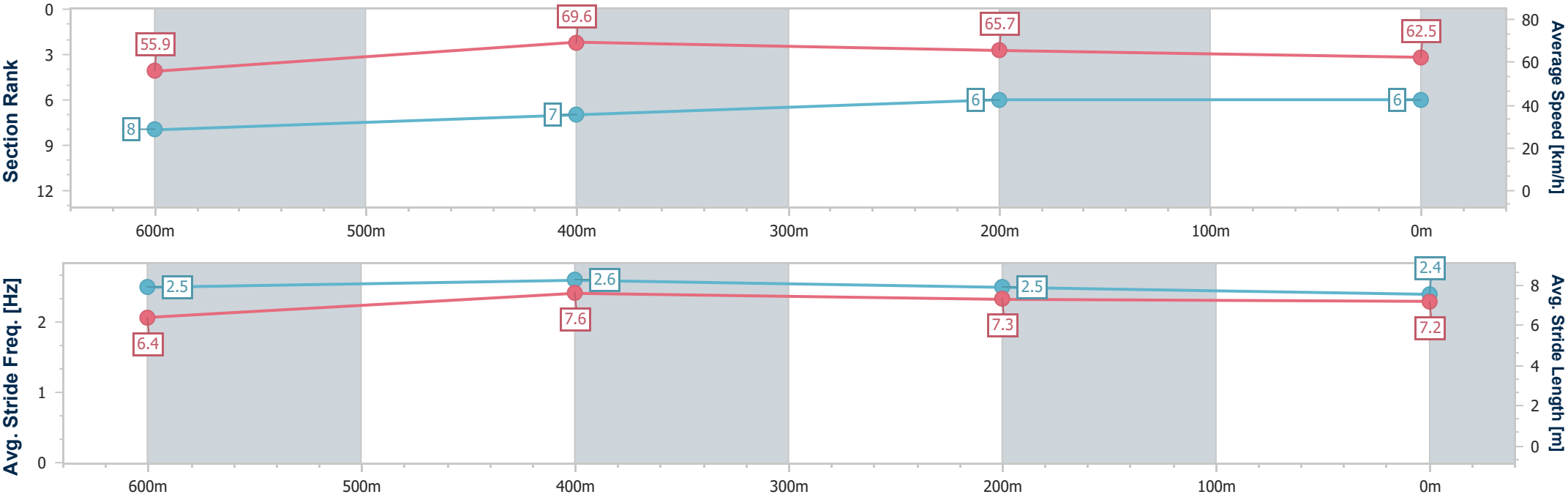
Horse/Jockey Name	Set For Life
Final Rank	6
Fastest Section Time (Section)	0:10.38 (600m)
Top Speed [km/h] (Section)	70.6 (600m)
Race State	Finished



KilcoyProfessional
Race 1: KILCOY GLOBAL FOODS / KILCOY BP DRIVEWAY
Maiden Plate - 800m
07 October 2025 - 13:35
Track Rating: Good 4, Weather: Fine, Rail Position: True



Section	Overall	600m	400m	200m										
Section Times	0:46.04 [6] (0:12.89)	0:33.15 [8] (0:10.38)	0:22.77 [7] (0:11.22)	0:11.55 [6] (0:11.55)										
Average Speed [km/h]	55.9	69.6	65.7	62.5										
Top Speed [km/h]	68.8	70.6	68.3	64.8										
Avg. Dist. to Rail [m]	3.9	2.3	3.4	4.7										
Avg. Stride Freq. [Hz]	2.5	2.6	2.5	2.4										
Avg. Stride Length [m]	6.4	7.6	7.3	7.2										





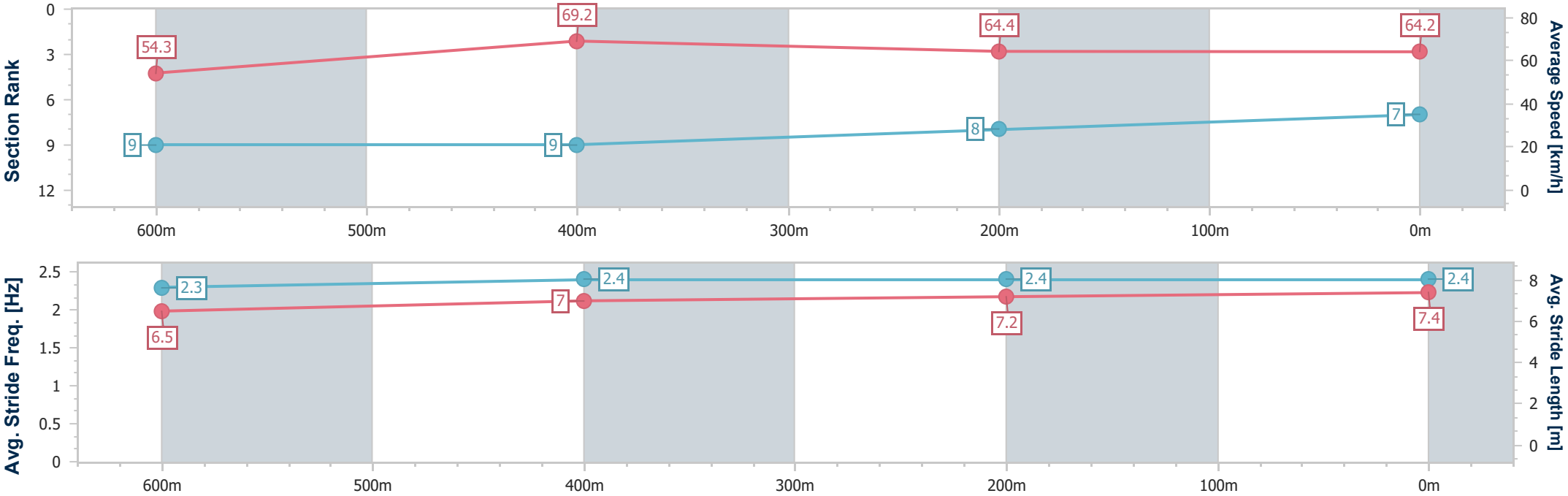
Horse/Jockey Name	Illegitimo
Final Rank	7
Fastest Section Time (Section)	0:10.42 (600m)
Top Speed [km/h] (Section)	69.7 (600m)
Race State	Finished



KilcoyProfessional
Race 1: KILCOY GLOBAL FOODS / KILCOY BP DRIVEWAY
Maiden Plate - 800m
07 October 2025 - 13:35
Track Rating: Good 4, Weather: Fine, Rail Position: True



Section	Overall	600m	400m	200m															
Section Times	0:46.27 [7] (0:13.21)	0:33.06 [9] (0:10.42)	0:22.64 [9] (0:11.35)	0:11.29 [8] (0:11.29)															
Average Speed [km/h]	54.3	69.2	64.4	64.2															
Top Speed [km/h]	68.1	69.7	67.2	65.4															
Avg. Dist. to Rail [m]	3.5	2.6	2.0	4.9															
Avg. Stride Freq. [Hz]	2.3	2.4	2.4	2.4															
Avg. Stride Length [m]	6.5	7.0	7.2	7.4															



- [] Ranking at each section and finish
- .-.- No data available at this section
- NA No data available



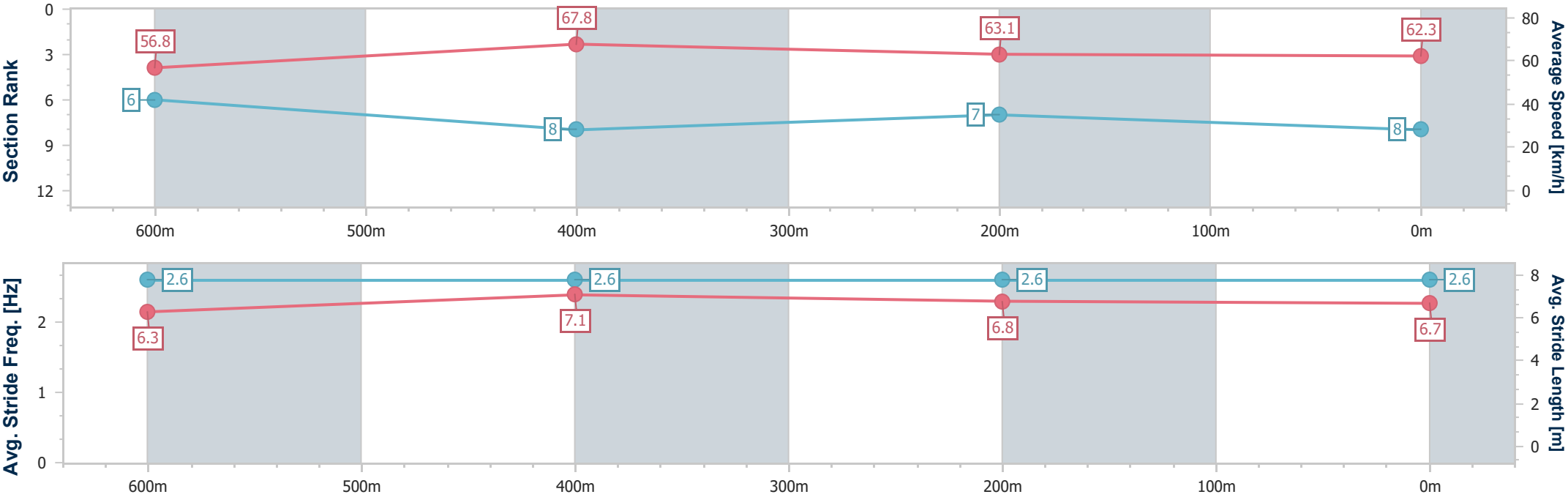
Horse/Jockey Name	Mo's Marvel
Final Rank	8
Fastest Section Time (Section)	0:10.62 (600m)
Top Speed [km/h] (Section)	69.2 (600m)
Race State	Finished



KilcoyProfessional
Race 1: KILCOY GLOBAL FOODS / KILCOY BP DRIVEWAY
Maiden Plate - 800m
07 October 2025 - 13:35
Track Rating: Good 4, Weather: Fine, Rail Position: True



Section	Overall	600m	400m	200m										
Section Times	0:46.43 [8] (0:12.67)	0:33.76 [6] (0:10.62)	0:23.14 [8] (0:11.53)	0:11.61 [7] (0:11.61)										
Average Speed [km/h]	56.8	67.8	63.1	62.3										
Top Speed [km/h]	68.1	69.2	66.3	63.4										
Avg. Dist. to Rail [m]	0.3	1.4	1.5	3.4										
Avg. Stride Freq. [Hz]	2.6	2.6	2.6	2.6										
Avg. Stride Length [m]	6.3	7.1	6.8	6.7										





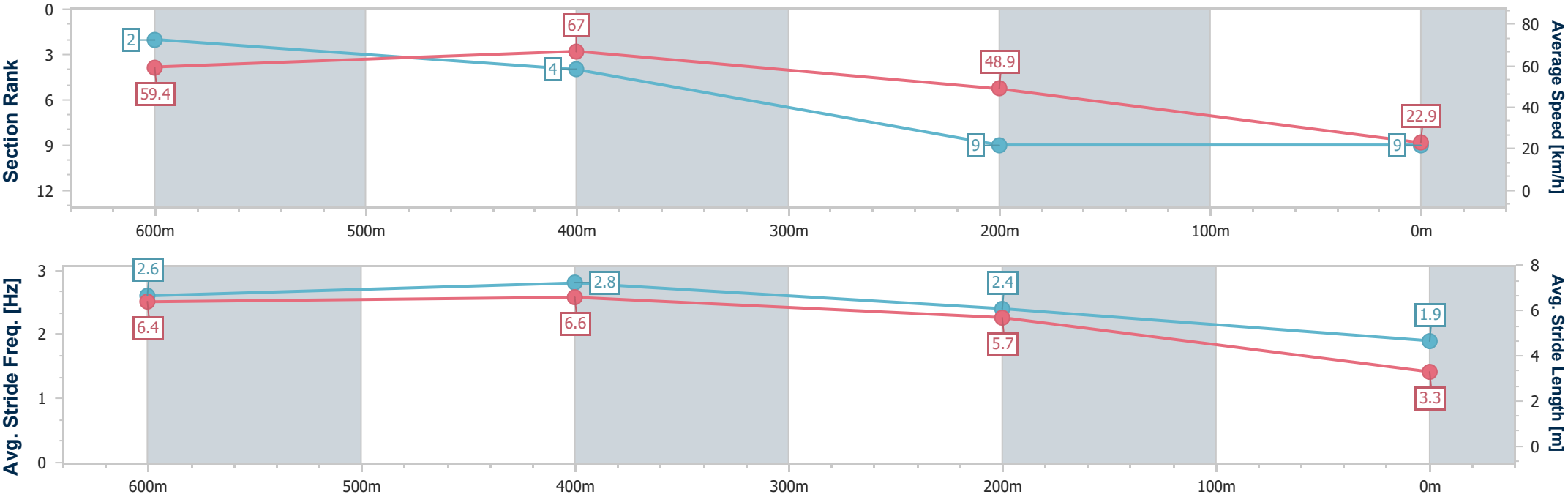
Horse/Jockey Name	Awesome Tess
Final Rank	9
Fastest Section Time (Section)	0:10.78 (600m)
Top Speed [km/h] (Section)	72.1 (600m)
Race State	Finished



KilcoyProfessional
Race 1: KILCOY GLOBAL FOODS / KILCOY BP DRIVEWAY
Maiden Plate - 800m
07 October 2025 - 13:35
Track Rating: Good 4, Weather: Fine, Rail Position: True



Section	Overall	600m	400m	200m															
Section Times	1:09.70 [9] (0:12.09)	0:57.61 [2] (0:10.78)	0:46.83 [4] (0:14.81)	0:32.02 [9] (0:32.02)															
Average Speed [km/h]	59.4	67.0	48.9	22.9															
Top Speed [km/h]	71.9	72.1	58.0	36.4															
Avg. Dist. to Rail [m]	1.1	0.6	1.4	10.0															
Avg. Stride Freq. [Hz]	2.6	2.8	2.4	1.9															
Avg. Stride Length [m]	6.4	6.6	5.7	3.3															





KilcoyProfessional

Race 2: SOMERSET REGIONAL COUNCIL Maiden Plate - 1500m

07 October 2025 - 14:56



Track Rating: Good 4, Weather: Fine, Rail Position: True

Section						Overall	1400m	1200m	1000m	800m	600m	400m	Last 600m	
Field Times						1:31.14 (0:07.88)	1:23.26 (0:10.99)	1:12.27 (0:12.03)	1:00.24 (0:12.32)	0:47.92 (0:12.20)	0:35.72 (0:11.42)	0:24.30 (0:12.15)	0:35.72	
Rank	TAB	Horse/Jockey	Barrier	Top Speed [km/h]	Fastest Section									Distance Travelled [m]
1	9	MISHANI EMPIRE	7	63.6	0:08.25	1:31.14 [1]	1:22.89 [8]	1:11.26 [7]	0:59.56 [5]	0:47.35 [5]	0:35.14 [5]	0:23.46 [5]	0:35.14	
		Olivia Kendal		1400m	Overall	(0:08.25)	(0:11.63)	(0:11.70)	(0:12.21)	(0:12.21)	(0:11.68)	(0:11.64)		
2	1	MUCHACHO	3	67.2	0:07.91	1:31.62 [2]	1:23.71 [3]	1:12.49 [3]	1:00.16 [3]	0:47.94 [4]	0:35.71 [4]	0:24.00 [4]	0:35.71	-9
		Adin Thompson		1400m	Overall	(0:07.91)	(0:11.22)	(0:12.33)	(0:12.22)	(0:12.23)	(0:11.71)	(0:11.79)		
3	3	THE IMMORTALS	9	66.2	0:07.88	1:31.63 [3]	1:23.75 [1]	1:12.58 [2]	1:00.68 [2]	0:48.41 [1]	0:36.21 [1]	0:24.79 [1]	0:36.21	+0
		Bailey Wheeler		1400m	Overall	(0:07.88)	(0:11.17)	(0:11.90)	(0:12.27)	(0:12.20)	(0:11.42)	(0:12.15)		
4	4	TWILIGHT STEPS	10	64.1	0:08.15	1:31.93 [4]	1:23.78 [5]	1:11.80 [8]	0:59.68 [8]	0:47.71 [7]	0:35.49 [7]	0:24.00 [7]	0:35.49	+9
		Kayla Johnston		600m	Overall	(0:08.15)	(0:11.98)	(0:12.12)	(0:11.97)	(0:12.22)	(0:11.49)	(0:11.87)		
5	12	HAPPY COFFEE	6	67.8	0:07.90	1:31.99 [5]	1:24.09 [2]	1:13.12 [1]	1:01.09 [1]	0:48.77 [2]	0:36.48 [2]	0:24.90 [2]	0:36.48	-7
		Chelsea Baker		1400m	Overall	(0:07.90)	(0:10.97)	(0:12.03)	(0:12.32)	(0:12.29)	(0:11.58)	(0:12.06)		
6	10	OUR ESPRIT	8	64.0	0:08.17	1:32.59 [6]	1:24.42 [7]	1:12.73 [5]	1:00.61 [6]	0:48.53 [6]	0:36.31 [6]	0:24.68 [6]	0:36.31	+4
		Colleen Krahn		600m	Overall	(0:08.17)	(0:11.69)	(0:12.12)	(0:12.08)	(0:12.22)	(0:11.63)	(0:12.21)		
7	8	MARGOT'S STAR	5	64.8	0:07.95	1:33.04 [7]	1:25.09 [4]	1:13.66 [4]	1:01.55 [4]	0:49.46 [3]	0:37.19 [3]	0:25.45 [3]	0:37.19	+4
		Georgina Cartwright		1400m	Overall	(0:07.95)	(0:11.43)	(0:12.11)	(0:12.09)	(0:12.27)	(0:11.74)	(0:12.51)		
8	2	RUBOS	4	63.3	0:08.17	1:33.25 [8]	1:25.08 [6]	1:13.38 [6]	1:01.00 [7]	0:48.82 [8]	0:36.51 [8]	0:24.45 [8]	0:36.51	-13
		Montana Philpot		1400m	Overall	(0:08.17)	(0:11.70)	(0:12.38)	(0:12.18)	(0:12.31)	(0:12.06)	(0:12.14)		
9	7	HANNAH'S ASTAR	2	63.2	0:08.48	1:36.20 [9]	1:27.72 [10]	1:15.60 [10]	1:03.18 [10]	0:51.07 [10]	0:38.65 [10]	0:26.18 [10]	0:38.65	-8
		Adam Spinks		1400m	Overall	(0:08.48)	(0:12.12)	(0:12.42)	(0:12.11)	(0:12.42)	(0:12.47)	(0:12.88)		
10	5	WINNING ELEMENTS	1	62.9	0:08.28	1:38.65 [10]	1:30.37 [9]	1:18.47 [9]	1:06.20 [9]	0:53.94 [9]	0:41.45 [9]	0:28.81 [9]	0:41.45	+6
		Paul Hamblin		1400m	Overall	(0:08.28)	(0:11.90)	(0:12.27)	(0:12.26)	(0:12.49)	(0:12.64)	(0:13.65)		

Scratched: The Publican (#11), Bodyswerve (#6)



KilcoyProfessional

Race 2: SOMERSET REGIONAL COUNCIL Maiden Plate - 1500m

07 October 2025 - 14:56



Track Rating: Good 4, Weather: Fine, Rail Position: True

Section						200m			Last 600m
Field Times						0:12.15			0:35.72
						(0:12.15)			
Rank	TAB	Horse/Jockey	Barrier	Top Speed [km/h]	Fastest Section	Margin		Distance Travelled [m]	
1	9	MISHANI EMPIRE	7	63.6	0:08.25	0:11.82 [3]	1:31.14	0:35.14	
		Olivia Kendal		1400m	Overall	(0:11.82)			
2	1	MUCHACHO	3	67.2	0:07.91	0:12.21 [4]	2.82L	0:35.71	-9
		Adin Thompson		1400m	Overall	(0:12.21)			
3	3	THE IMMORTALS	9	66.2	0:07.88	0:12.64 [1]	2.89L	0:36.21	+0
		Bailey Wheeler		1400m	Overall	(0:12.64)			
4	4	TWILIGHT STEPS	10	64.1	0:08.15	0:12.13 [5]	4.64L	0:35.49	+9
		Kayla Johnston		600m	Overall	(0:12.13)			
5	12	HAPPY COFFEE	6	67.8	0:07.90	0:12.84 [2]	4.96L	0:36.48	-7
		Chelsea Baker		1400m	Overall	(0:12.84)			
6	10	OUR ESPRIT	8	64.0	0:08.17	0:12.47 [7]	8.51L	0:36.31	+4
		Colleen Krahn		600m	Overall	(0:12.47)			
7	8	MARGOT'S STAR	5	64.8	0:07.95	0:12.94 [6]	11.17L	0:37.19	+4
		Georgina Cartwright		1400m	Overall	(0:12.94)			
8	2	RUBOS	4	63.3	0:08.17	0:12.31 [8]	12.38L	0:36.51	-13
		Montana Philpot		1400m	Overall	(0:12.31)			
9	7	HANNAH'S ASTAR	2	63.2	0:08.48	0:13.30 [9]	29.73L	0:38.65	-8
		Adam Spinks		1400m	Overall	(0:13.30)			
10	5	WINNING ELEMENTS	1	62.9	0:08.28	0:15.16 [10]	44.18L	0:41.45	+6
		Paul Hamblin		1400m	Overall	(0:15.16)			

Scratched: The Publican (#11), Bodyswerve (#6)



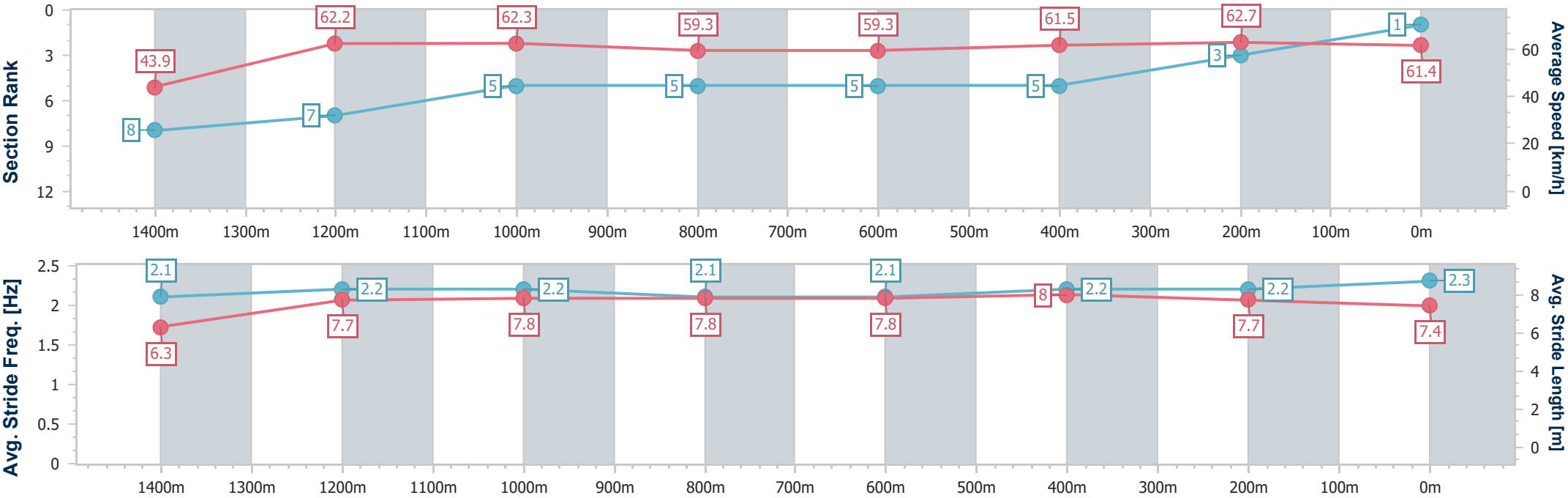
Horse/Jockey Name	Mishani Empire
Final Rank	1
Fastest Section Time (Section)	0:08.25 (Overall)
Top Speed [km/h] (Section)	63.6 (1400m)
Race State	Finished



KilcoyProfessional
Race 2: SOMERSET REGIONAL COUNCIL Maiden Plate - 1500m
07 October 2025 - 14:56
Track Rating: Good 4, Weather: Fine, Rail Position: True



Section	Overall	1400m	1200m	1000m	800m	600m	400m	200m					
Section Times	1:31.14 [1] (0:08.25)	1:22.89 [8] (0:11.63)	1:11.26 [7] (0:11.70)	0:59.56 [5] (0:12.21)	0:47.35 [5] (0:12.21)	0:35.14 [5] (0:11.68)	0:23.46 [5] (0:11.64)	0:11.82 [3] (0:11.82)					
Average Speed [km/h]	43.9	62.2	62.3	59.3	59.3	61.5	62.7	61.4					
Top Speed [km/h]	60.6	63.6	63.5	60.3	60.8	62.6	63.2	63.1					
Avg. Dist. to Rail [m]	9.4	3.3	1.9	1.4	1.0	0.7	1.6	3.8					
Avg. Stride Freq. [Hz]	2.1	2.2	2.2	2.1	2.1	2.2	2.2	2.3					
Avg. Stride Length [m]	6.3	7.7	7.8	7.8	7.8	8.0	7.7	7.4					





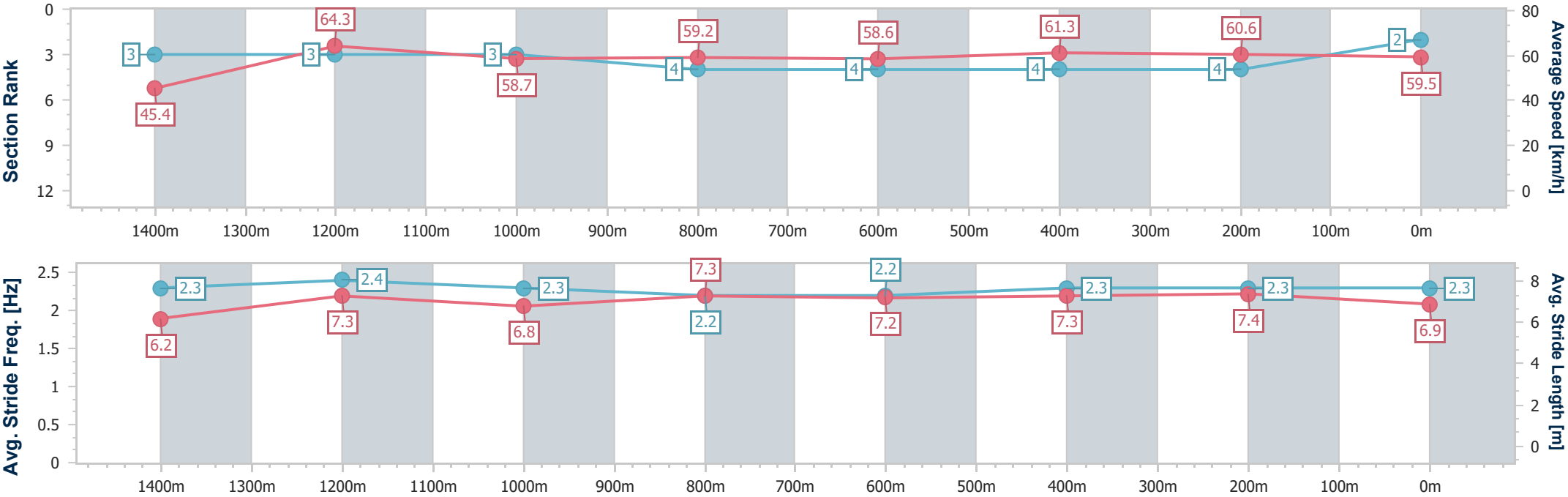
Horse/Jockey Name	Muchacho
Final Rank	2
Fastest Section Time (Section)	0:07.91 (Overall)
Top Speed [km/h] (Section)	67.2 (1400m)
Race State	Finished



KilcoyProfessional
Race 2: SOMERSET REGIONAL COUNCIL Maiden Plate - 1500m
07 October 2025 - 14:56
Track Rating: Good 4, Weather: Fine, Rail Position: True



Section	Overall	1400m	1200m	1000m	800m	600m	400m	200m					
Section Times	1:31.62 [2] (0:07.91)	1:23.71 [3] (0:11.22)	1:12.49 [3] (0:12.33)	1:00.16 [3] (0:12.22)	0:47.94 [4] (0:12.23)	0:35.71 [4] (0:11.71)	0:24.00 [4] (0:11.79)	0:12.21 [4] (0:12.21)					
Average Speed [km/h]	45.4	64.3	58.7	59.2	58.6	61.3	60.6	59.5					
Top Speed [km/h]	61.8	67.2	61.1	60.7	59.4	63.5	62.2	60.2					
Avg. Dist. to Rail [m]	5.8	1.6	1.0	0.5	0.4	0.3	0.9	3.1					
Avg. Stride Freq. [Hz]	2.3	2.4	2.3	2.2	2.2	2.3	2.3	2.3					
Avg. Stride Length [m]	6.2	7.3	6.8	7.3	7.2	7.3	7.4	6.9					





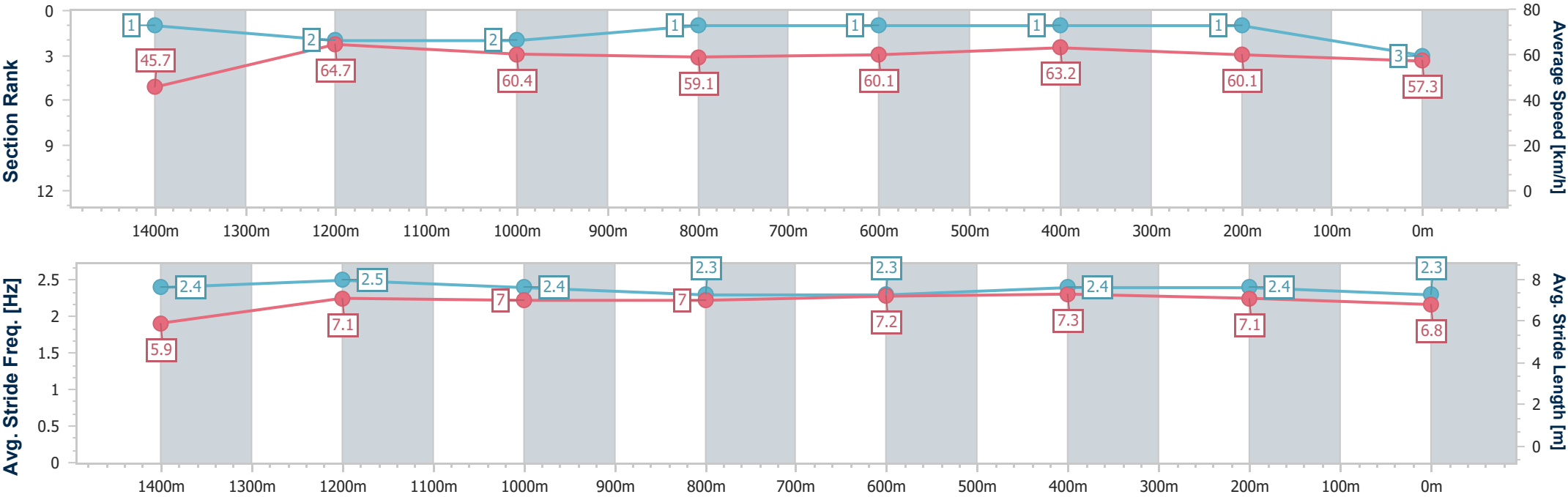
Horse/Jockey Name	The Immortals
Final Rank	3
Fastest Section Time (Section)	0:07.88 (Overall)
Top Speed [km/h] (Section)	66.2 (1400m)
Race State	Finished



KilcoyProfessional
Race 2: SOMERSET REGIONAL COUNCIL Maiden Plate - 1500m
07 October 2025 - 14:56
Track Rating: Good 4, Weather: Fine, Rail Position: True



Section	Overall	1400m	1200m	1000m	800m	600m	400m	200m					
Section Times	1:31.63 [3] (0:07.88)	1:23.75 [1] (0:11.17)	1:12.58 [2] (0:11.90)	1:00.68 [2] (0:12.27)	0:48.41 [1] (0:12.20)	0:36.21 [1] (0:11.42)	0:24.79 [1] (0:12.15)	0:12.64 [1] (0:12.64)					
Average Speed [km/h]	45.7	64.7	60.4	59.1	60.1	63.2	60.1	57.3					
Top Speed [km/h]	63.0	66.2	63.0	60.6	60.6	64.6	63.6	58.1					
Avg. Dist. to Rail [m]	11.5	3.7	0.3	1.2	2.3	1.7	1.7	3.3					
Avg. Stride Freq. [Hz]	2.4	2.5	2.4	2.3	2.3	2.4	2.4	2.3					
Avg. Stride Length [m]	5.9	7.1	7.0	7.0	7.2	7.3	7.1	6.8					



[] Ranking at each section and finish
-.-.- No data available at this section
NA No data available



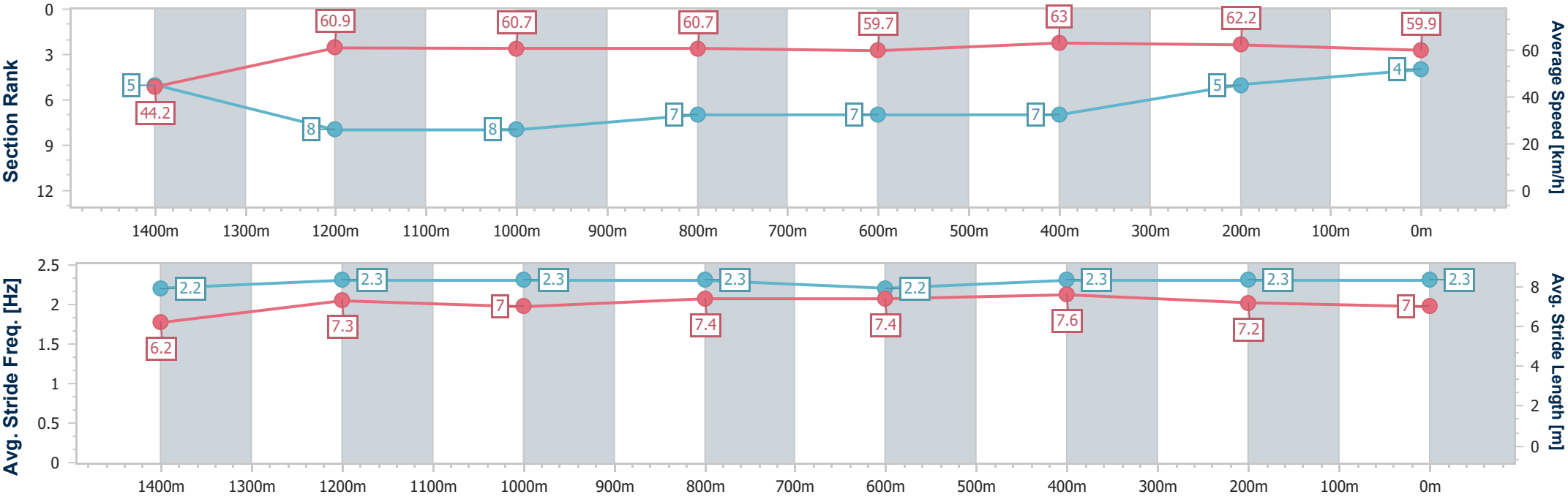
Horse/Jockey Name	Twilight Steps
Final Rank	4
Fastest Section Time (Section)	0:08.15 (Overall)
Top Speed [km/h] (Section)	64.1 (600m)
Race State	Finished



KilcoyProfessional
Race 2: SOMERSET REGIONAL COUNCIL Maiden Plate - 1500m
07 October 2025 - 14:56
Track Rating: Good 4, Weather: Fine, Rail Position: True



Section	Overall	1400m	1200m	1000m	800m	600m	400m	200m					
Section Times	1:31.93 [4] (0:08.15)	1:23.78 [5] (0:11.98)	1:11.80 [8] (0:12.12)	0:59.68 [8] (0:11.97)	0:47.71 [7] (0:12.22)	0:35.49 [7] (0:11.49)	0:24.00 [7] (0:11.87)	0:12.13 [5] (0:12.13)					
Average Speed [km/h]	44.2	60.9	60.7	60.7	59.7	63.0	62.2	59.9					
Top Speed [km/h]	58.7	61.7	62.1	62.0	60.8	64.1	63.8	61.3					
Avg. Dist. to Rail [m]	12.3	4.8	2.9	2.6	2.7	2.6	2.8	4.6					
Avg. Stride Freq. [Hz]	2.2	2.3	2.3	2.3	2.2	2.3	2.3	2.3					
Avg. Stride Length [m]	6.2	7.3	7.0	7.4	7.4	7.6	7.2	7.0					





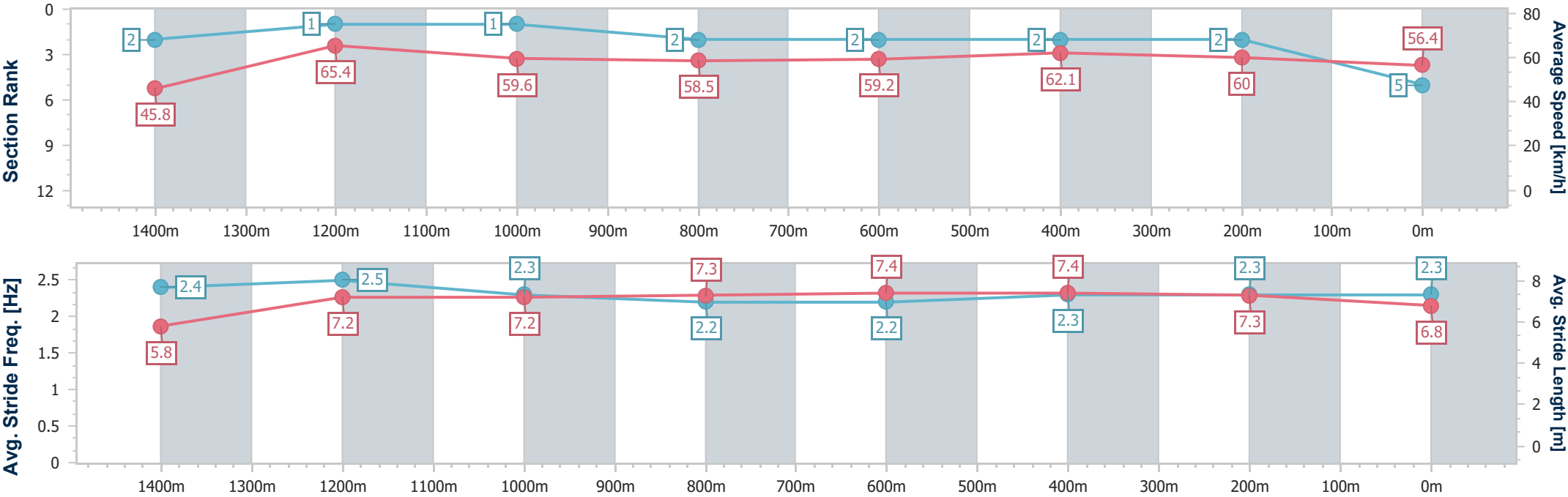
Horse/Jockey Name	Happy Coffee
Final Rank	5
Fastest Section Time (Section)	0:07.90 (Overall)
Top Speed [km/h] (Section)	67.8 (1400m)
Race State	Finished



KilcoyProfessional
Race 2: SOMERSET REGIONAL COUNCIL Maiden Plate - 1500m
07 October 2025 - 14:56
Track Rating: Good 4, Weather: Fine, Rail Position: True



Section	Overall	1400m	1200m	1000m	800m	600m	400m	200m					
Section Times	1:31.99 [5] (0:07.90)	1:24.09 [2] (0:10.97)	1:13.12 [1] (0:12.03)	1:01.09 [1] (0:12.32)	0:48.77 [2] (0:12.29)	0:36.48 [2] (0:11.58)	0:24.90 [2] (0:12.06)	0:12.84 [2] (0:12.84)					
Average Speed [km/h]	45.8	65.4	59.6	58.5	59.2	62.1	60.0	56.4					
Top Speed [km/h]	63.0	67.8	61.4	59.1	60.4	65.1	62.9	57.1					
Avg. Dist. to Rail [m]	8.5	2.3	1.1	0.8	1.3	0.9	0.4	1.3					
Avg. Stride Freq. [Hz]	2.4	2.5	2.3	2.2	2.2	2.3	2.3	2.3					
Avg. Stride Length [m]	5.8	7.2	7.2	7.3	7.4	7.4	7.3	6.8					





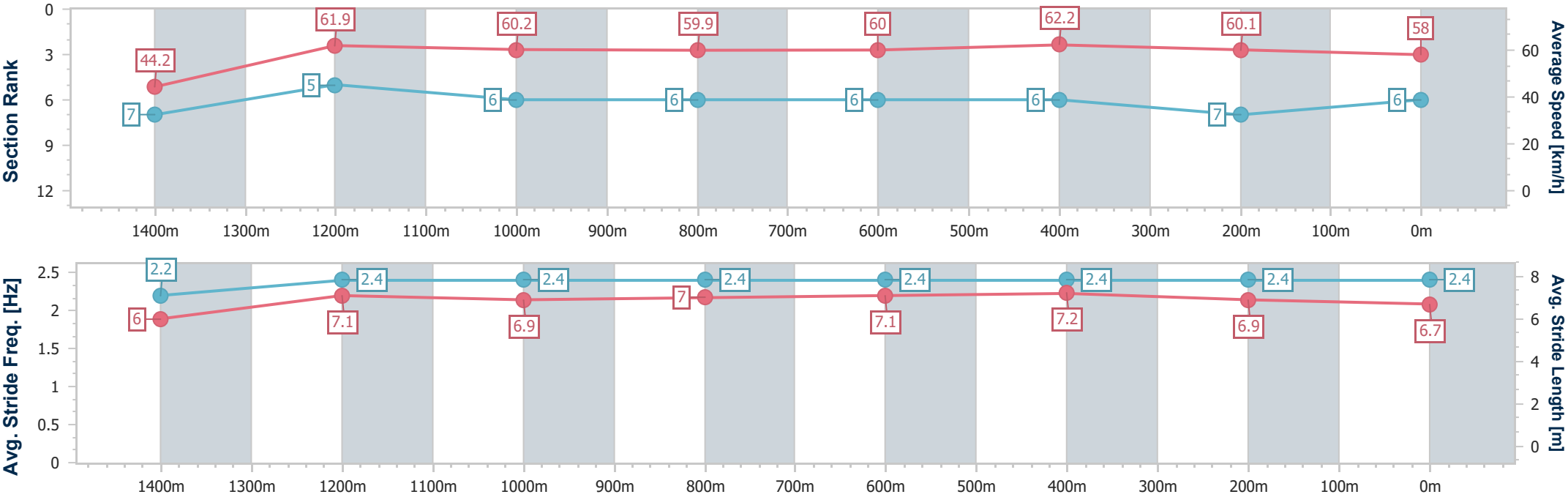
Horse/Jockey Name	Our Esprit
Final Rank	6
Fastest Section Time (Section)	0:08.17 (Overall)
Top Speed [km/h] (Section)	64.0 (600m)
Race State	Finished



KilcoyProfessional
Race 2: SOMERSET REGIONAL COUNCIL Maiden Plate - 1500m
07 October 2025 - 14:56
Track Rating: Good 4, Weather: Fine, Rail Position: True



Section	Overall	1400m	1200m	1000m	800m	600m	400m	200m					
Section Times	1:32.59 [6] (0:08.17)	1:24.42 [7] (0:11.69)	1:12.73 [5] (0:12.12)	1:00.61 [6] (0:12.08)	0:48.53 [6] (0:12.22)	0:36.31 [6] (0:11.63)	0:24.68 [6] (0:12.21)	0:12.47 [7] (0:12.47)					
Average Speed [km/h]	44.2	61.9	60.2	59.9	60.0	62.2	60.1	58.0					
Top Speed [km/h]	59.3	63.8	61.3	61.1	61.4	64.0	63.9	59.7					
Avg. Dist. to Rail [m]	10.1	3.4	1.8	1.5	2.6	2.7	2.4	0.7					
Avg. Stride Freq. [Hz]	2.2	2.4	2.4	2.4	2.4	2.4	2.4	2.4					
Avg. Stride Length [m]	6.0	7.1	6.9	7.0	7.1	7.2	6.9	6.7					





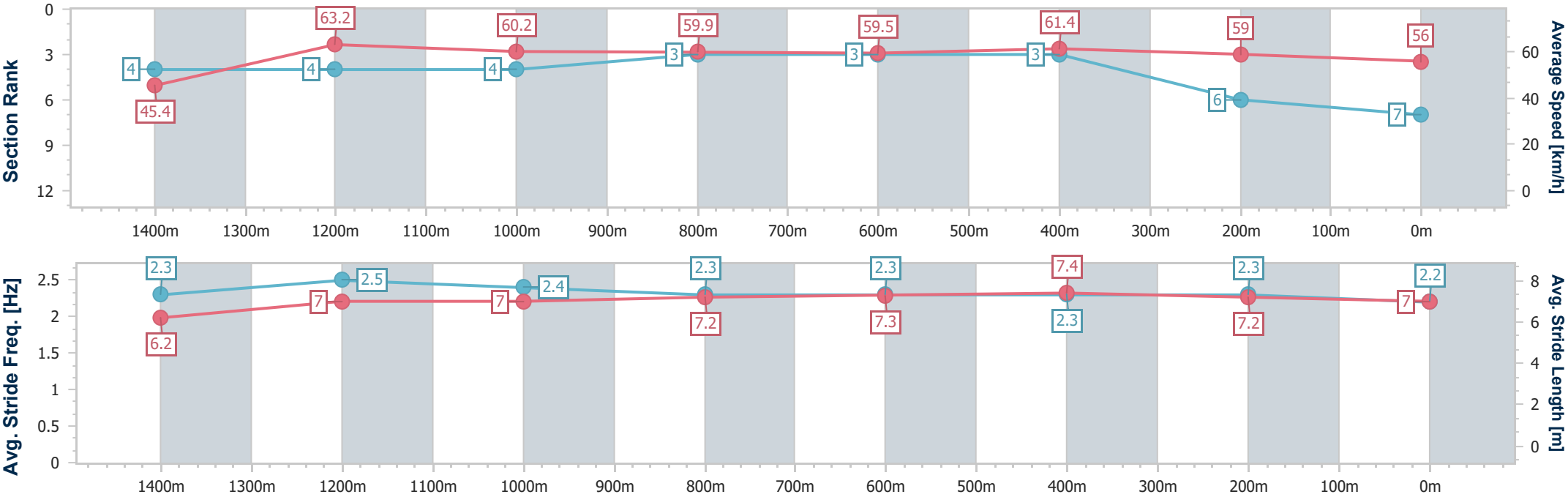
Horse/Jockey Name	Margot's Star
Final Rank	7
Fastest Section Time (Section)	0:07.95 (Overall)
Top Speed [km/h] (Section)	64.8 (1400m)
Race State	Finished



KilcoyProfessional
Race 2: SOMERSET REGIONAL COUNCIL Maiden Plate - 1500m
07 October 2025 - 14:56
Track Rating: Good 4, Weather: Fine, Rail Position: True



Section	Overall	1400m	1200m	1000m	800m	600m	400m	200m					
Section Times	1:33.04 [7] (0:07.95)	1:25.09 [4] (0:11.43)	1:13.66 [4] (0:12.11)	1:01.55 [4] (0:12.09)	0:49.46 [3] (0:12.27)	0:37.19 [3] (0:11.74)	0:25.45 [3] (0:12.51)	0:12.94 [6] (0:12.94)					
Average Speed [km/h]	45.4	63.2	60.2	59.9	59.5	61.4	59.0	56.0					
Top Speed [km/h]	62.8	64.8	60.7	60.7	59.9	62.7	62.4	57.2					
Avg. Dist. to Rail [m]	8.2	3.0	1.6	1.6	1.8	1.9	2.7	3.0					
Avg. Stride Freq. [Hz]	2.3	2.5	2.4	2.3	2.3	2.3	2.3	2.2					
Avg. Stride Length [m]	6.2	7.0	7.0	7.2	7.3	7.4	7.2	7.0					





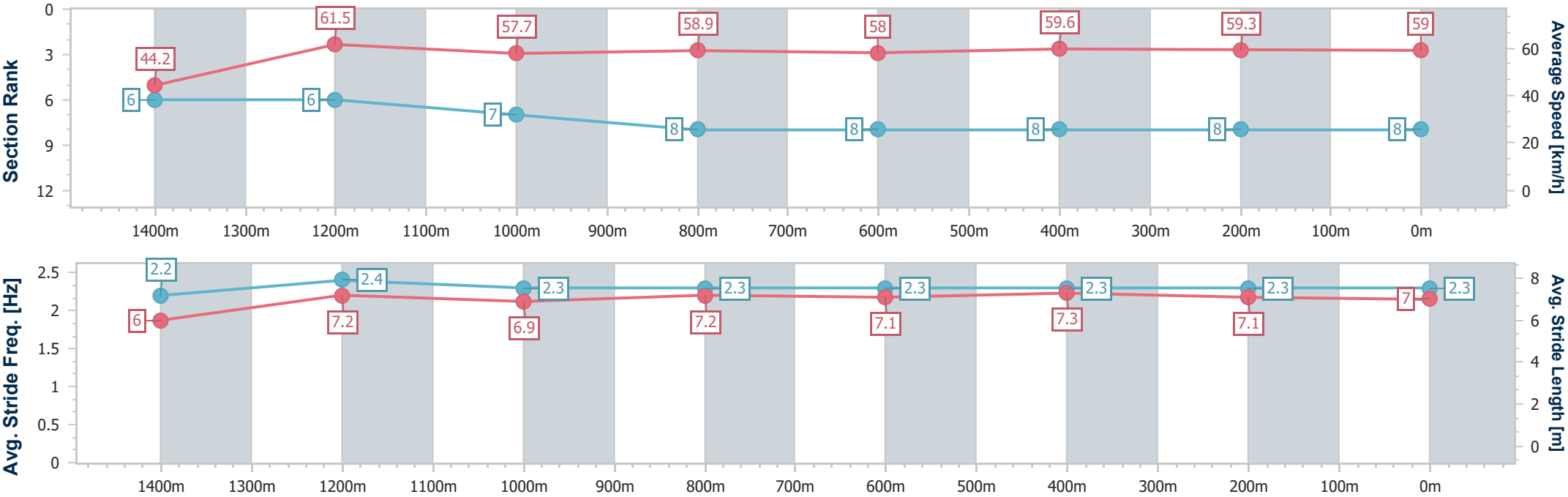
Horse/Jockey Name	Rubos
Final Rank	8
Fastest Section Time (Section)	0:08.17 (Overall)
Top Speed [km/h] (Section)	63.3 (1400m)
Race State	Finished



KilcoyProfessional
Race 2: SOMERSET REGIONAL COUNCIL Maiden Plate - 1500m
07 October 2025 - 14:56
Track Rating: Good 4, Weather: Fine, Rail Position: True



Section	Overall	1400m	1200m	1000m	800m	600m	400m	200m					
Section Times	1:33.25 [8] (0:08.17)	1:25.08 [6] (0:11.70)	1:13.38 [6] (0:12.38)	1:01.00 [7] (0:12.18)	0:48.82 [8] (0:12.31)	0:36.51 [8] (0:12.06)	0:24.45 [8] (0:12.14)	0:12.31 [8] (0:12.31)					
Average Speed [km/h]	44.2	61.5	57.7	58.9	58.0	59.6	59.3	59.0					
Top Speed [km/h]	59.5	63.3	59.1	60.3	59.0	60.1	60.1	60.3					
Avg. Dist. to Rail [m]	6.5	1.6	1.1	0.8	1.1	0.5	0.3	2.4					
Avg. Stride Freq. [Hz]	2.2	2.4	2.3	2.3	2.3	2.3	2.3	2.3					
Avg. Stride Length [m]	6.0	7.2	6.9	7.2	7.1	7.3	7.1	7.0					





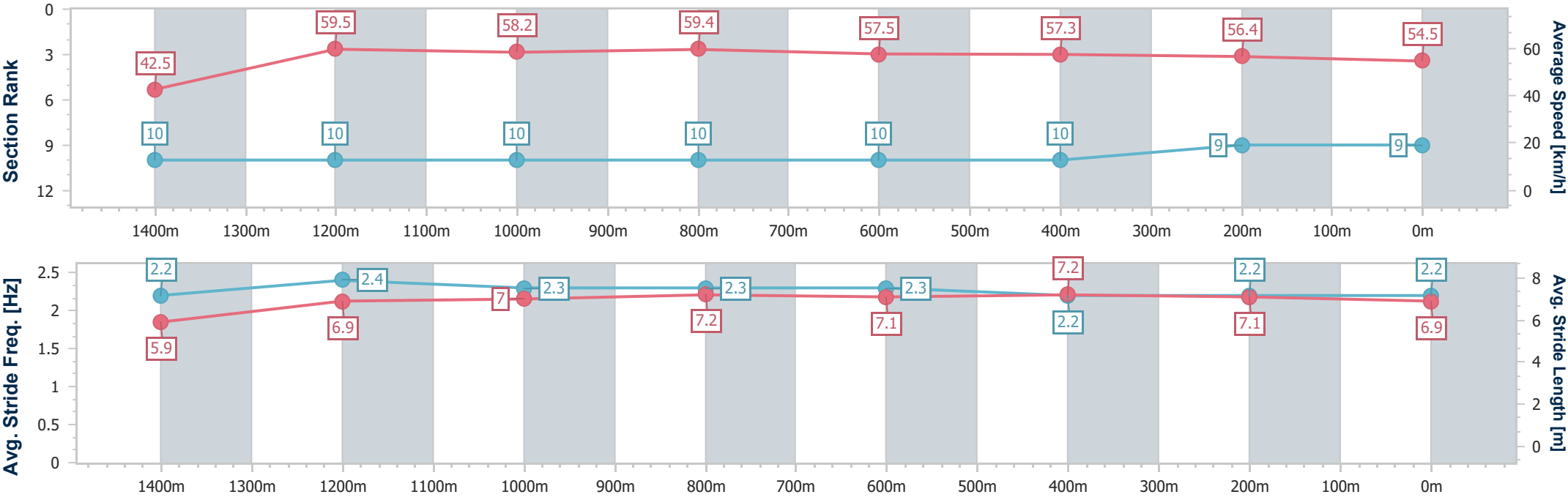
Horse/Jockey Name	Hannah's Astar
Final Rank	9
Fastest Section Time (Section)	0:08.48 (Overall)
Top Speed [km/h] (Section)	63.2 (1400m)
Race State	Finished



KilcoyProfessional
Race 2: SOMERSET REGIONAL COUNCIL Maiden Plate - 1500m
07 October 2025 - 14:56
Track Rating: Good 4, Weather: Fine, Rail Position: True



Section	Overall	1400m	1200m	1000m	800m	600m	400m	200m					
Section Times	1:36.20 [9] (0:08.48)	1:27.72 [10] (0:12.12)	1:15.60 [10] (0:12.42)	1:03.18 [10] (0:12.11)	0:51.07 [10] (0:12.42)	0:38.65 [10] (0:12.47)	0:26.18 [10] (0:12.88)	0:13.30 [9] (0:13.30)					
Average Speed [km/h]	42.5	59.5	58.2	59.4	57.5	57.3	56.4	54.5					
Top Speed [km/h]	59.8	63.2	61.9	61.2	59.5	59.7	58.4	56.2					
Avg. Dist. to Rail [m]	5.0	2.1	0.6	1.2	1.4	1.7	0.9	2.4					
Avg. Stride Freq. [Hz]	2.2	2.4	2.3	2.3	2.3	2.2	2.2	2.2					
Avg. Stride Length [m]	5.9	6.9	7.0	7.2	7.1	7.2	7.1	6.9					





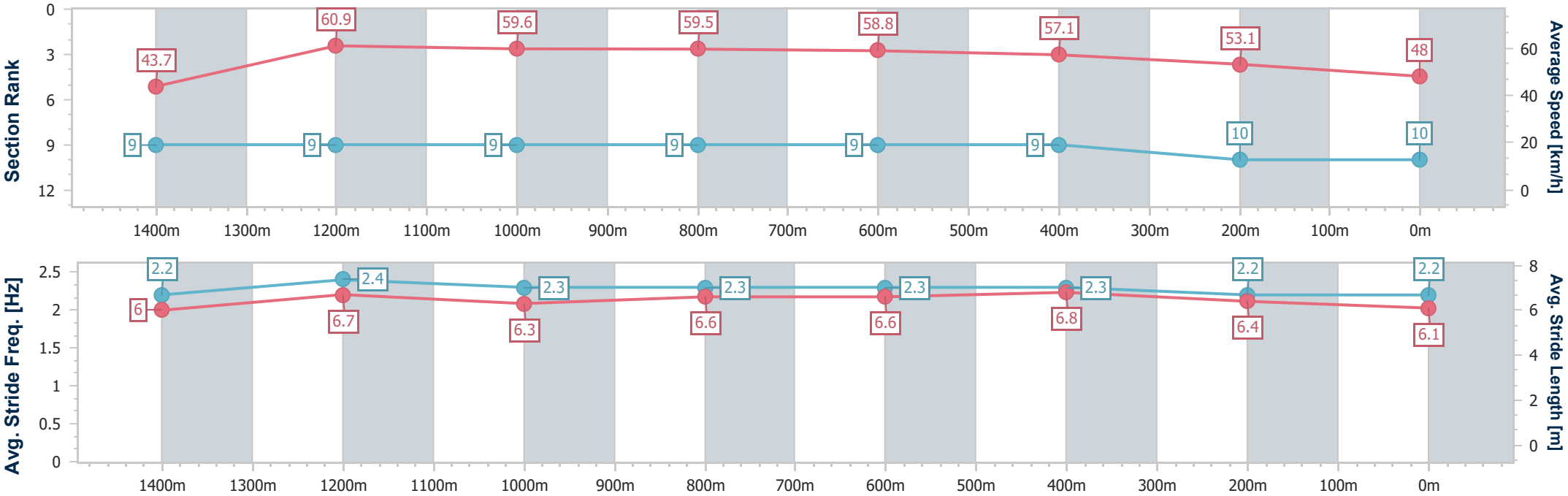
Horse/Jockey Name	Winning Elements
Final Rank	10
Fastest Section Time (Section)	0:08.28 (Overall)
Top Speed [km/h] (Section)	62.9 (1400m)
Race State	Finished



KilcoyProfessional
Race 2: SOMERSET REGIONAL COUNCIL Maiden Plate - 1500m
07 October 2025 - 14:56
Track Rating: Good 4, Weather: Fine, Rail Position: True



Section	Overall	1400m	1200m	1000m	800m	600m	400m	200m					
Section Times	1:38.65 [10] (0:08.28)	1:30.37 [9] (0:11.90)	1:18.47 [9] (0:12.27)	1:06.20 [9] (0:12.26)	0:53.94 [9] (0:12.49)	0:41.45 [9] (0:12.64)	0:28.81 [9] (0:13.65)	0:15.16 [10] (0:15.16)					
Average Speed [km/h]	43.7	60.9	59.6	59.5	58.8	57.1	53.1	48.0					
Top Speed [km/h]	58.8	62.9	60.8	59.9	60.1	58.1	55.0	50.8					
Avg. Dist. to Rail [m]	5.2	2.8	2.5	2.8	3.2	2.0	1.2	1.7					
Avg. Stride Freq. [Hz]	2.2	2.4	2.3	2.3	2.3	2.3	2.2	2.2					
Avg. Stride Length [m]	6.0	6.7	6.3	6.6	6.6	6.8	6.4	6.1					



KilcoyProfessional

Race 3: SPRING INTO KILCOY RACES & PACING OCT & NOV QTIS

Three-Year-Old Maiden Plate - 1200m

07 October 2025 - 15:28

Track Rating: Good 4, Weather: Fine, Rail Position: True

Section		Overall				1000m	800m	600m	400m	200m	Last 600m		
Field Times		1:10.14				0:57.57	0:46.49	0:35.14	0:23.96	0:12.37	0:35.14		
		(0:12.57)				(0:11.08)	(0:11.35)	(0:11.18)	(0:11.59)	(0:12.37)			
Rank	TAB	Horse/Jockey	Barrier	Top Speed [km/h]	Fastest Section						Margin	Distance Travelled [m]	
1	12	SPIRITOF THE OCEAN	3	68.1	0:11.07	1:10.14 [1]	0:57.49 [2]	0:46.42 [2]	0:35.09 [2]	0:23.96 [1]	0:12.37 [1]	1:10.14	0:35.09
		Jai Williams		Overall	1000m	(0:12.65)	(0:11.07)	(0:11.33)	(0:11.13)	(0:11.59)	(0:12.37)		
2	2	ENCRYPTED FEELING	2	67.9	0:11.08	1:10.17 [2]	0:57.60 [1]	0:46.52 [1]	0:35.17 [1]	0:23.96 [2]	0:12.35 [2]	0.19L	0:35.17 -3
		Mark Du		Overall	1000m	(0:12.57)	(0:11.08)	(0:11.35)	(0:11.21)	(0:11.61)	(0:12.35)		
3	3	FLASHMASTER	5	69.5	0:10.86	1:10.52 [3]	0:57.21 [9]	0:46.35 [7]	0:34.91 [8]	0:23.67 [7]	0:11.99 [5]	2.21L	0:34.91 -5
		Corey Sutherland		1000m	1000m	(0:13.31)	(0:10.86)	(0:11.44)	(0:11.24)	(0:11.68)	(0:11.99)		
4	15	FAMAHAN	1	68.7	0:10.81	1:10.78 [4]	0:57.73 [8]	0:46.92 [4]	0:35.46 [4]	0:24.15 [4]	0:12.30 [4]	3.79L	0:35.46 -2
		Dale Smith		1000m	1000m	(0:13.05)	(0:10.81)	(0:11.46)	(0:11.31)	(0:11.85)	(0:12.30)		
5	7	VIPER ROOM	10	69.2	0:10.93	1:11.20 [5]	0:58.37 [4]	0:47.44 [3]	0:36.00 [3]	0:24.77 [3]	0:12.73 [3]	6.26L	0:36.00 +10
		Luke Dempsey		1000m	1000m	(0:12.83)	(0:10.93)	(0:11.44)	(0:11.23)	(0:12.04)	(0:12.73)		
6	11	SORT OF IN LOVE	8	67.2	0:11.16	1:11.53 [6]	0:58.82 [3]	0:47.66 [5]	0:36.11 [5]	0:24.79 [6]	0:12.69 [6]	8.18L	0:36.11 +4
		Georgina Cartwright		Overall	1000m	(0:12.71)	(0:11.16)	(0:11.55)	(0:11.32)	(0:12.10)	(0:12.69)		
7	13	MISHANI IMPACT	4	67.7	0:11.18	1:11.56 [7]	0:58.23 [10]	0:46.90 [10]	0:35.60 [9]	0:24.42 [9]	0:12.52 [8]	8.35L	0:35.60 +4
		Danny Peisley		1000m	600m	(0:13.33)	(0:11.33)	(0:11.30)	(0:11.18)	(0:11.90)	(0:12.52)		
8	5	STRAZ DANZ	9	68.3	0:11.09	1:11.76 [8]	0:58.76 [6]	0:47.67 [6]	0:36.18 [6]	0:24.79 [8]	0:12.46 [10]	9.53L	0:36.18 +12
		Shakira Bailey		1000m	1000m	(0:13.00)	(0:11.09)	(0:11.49)	(0:11.39)	(0:12.33)	(0:12.46)		
9	9	MISHANI GRANGE	6	67.3	0:11.41	1:12.11 [9]	0:59.07 [7]	0:47.58 [9]	0:36.07 [10]	0:24.66 [10]	0:12.84 [9]	11.59L	0:36.07 +1
		Olivia Kendal		Overall	600m	(0:13.04)	(0:11.49)	(0:11.51)	(0:11.41)	(0:11.82)	(0:12.84)		
10	14	MISHANI LETHAL	11	68.5	0:11.24	1:12.16 [10]	0:58.65 [11]	0:47.38 [11]	0:35.88 [11]	0:24.64 [11]	0:12.77 [11]	11.87L	0:35.88 +5
		Chloe Lowe		1000m	600m	(0:13.51)	(0:11.27)	(0:11.50)	(0:11.24)	(0:11.87)	(0:12.77)		

Scratched: Aerial Artist (#1), Need For Spieth (#4), On Point Pixie (#10), Betty Boom (#8)



KilcoyProfessional
Race 3: SPRING INTO KILCOY RACES & PACING OCT & NOV QTIS
Three-Year-Old Maiden Plate - 1200m
07 October 2025 - 15:28



Track Rating: Good 4, Weather: Fine, Rail Position: True

Section					Overall	1000m	800m	600m	400m	200m	Last 600m			
Field Times					1:10.14 (0:12.57)	0:57.57 (0:11.08)	0:46.49 (0:11.35)	0:35.14 (0:11.18)	0:23.96 (0:11.59)	0:12.37 (0:12.37)	0:35.14			
Rank	TAB	Horse/Jockey	Barrier	Top Speed [km/h]	Fastest Section						Margin	Distance Travelled [m]		
11	6	SUCCESSISMAGIC	7	67.2	0:11.05	1:12.37 [11]	0:59.49 [5]	0:48.11 [8]	0:36.77 [7]	0:25.72 [5]	0:13.48 [7]	13.12L	0:36.77	+7
		Bailey Wheeler		Overall	600m	(0:12.88)	(0:11.38)	(0:11.34)	(0:11.05)	(0:12.24)	(0:13.48)			

Scratched: Aerial Artist (#1), Need For Spieth (#4), On Point Pixie (#10), Betty Boom (#8)



Horse/Jockey Name	Spiritof The Ocean
Final Rank	1
Fastest Section Time (Section)	0:11.07 (1000m)
Top Speed [km/h] (Section)	68.1 (Overall)
Race State	Finished



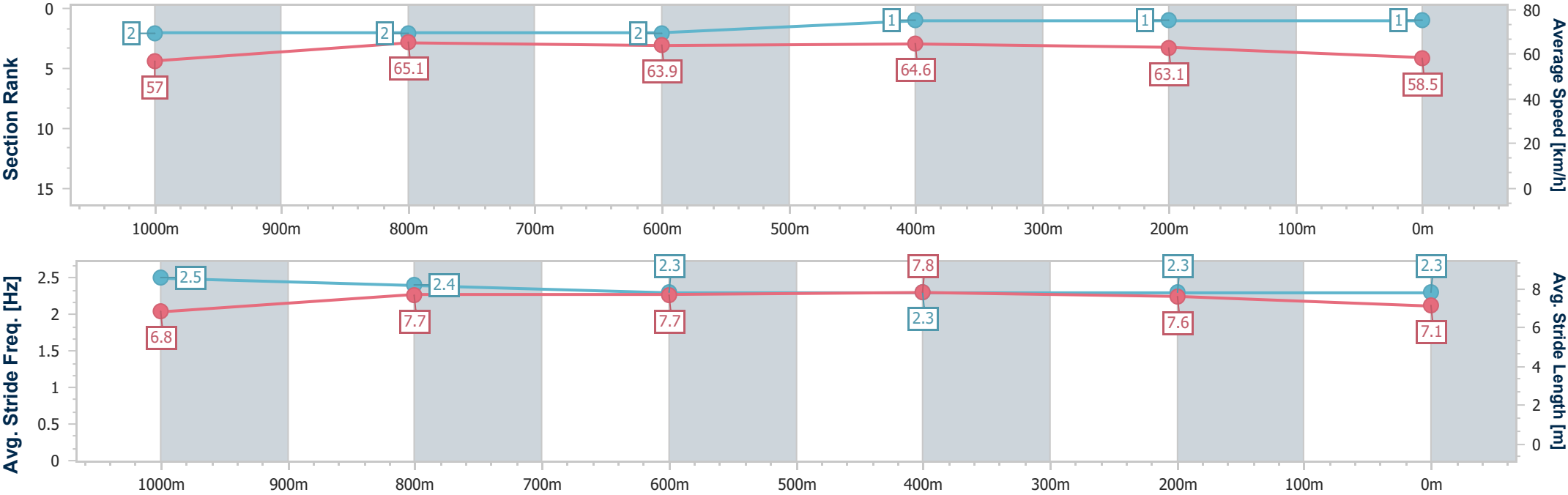
KilcoyProfessional
Race 3: SPRING INTO KILCOY RACES & PACING OCT & NOV
QTIS Three-Year-Old Maiden Plate - 1200m



07 October 2025 - 15:28

Track Rating: Good 4, Weather: Fine, Rail Position: True

Section	Overall	1000m	800m	600m	400m	200m							
Section Times	1:10.14 [1] (0:12.65)	0:57.49 [2] (0:11.07)	0:46.42 [2] (0:11.33)	0:35.09 [2] (0:11.13)	0:23.96 [1] (0:11.59)	0:12.37 [1] (0:12.37)							
Average Speed [km/h]	57.0	65.1	63.9	64.6	63.1	58.5							
Top Speed [km/h]	68.1	67.3	64.8	66.3	66.2	61.9							
Avg. Dist. to Rail [m]	2.7	1.4	0.5	1.5	1.9	1.6							
Avg. Stride Freq. [Hz]	2.5	2.4	2.3	2.3	2.3	2.3							
Avg. Stride Length [m]	6.8	7.7	7.7	7.8	7.6	7.1							



- [] Ranking at each section and finish
- .-.- No data available at this section
- NA No data available



Horse/Jockey Name	Encrypted Feeling
Final Rank	2
Fastest Section Time (Section)	0:11.08 (1000m)
Top Speed [km/h] (Section)	67.9 (Overall)
Race State	Finished



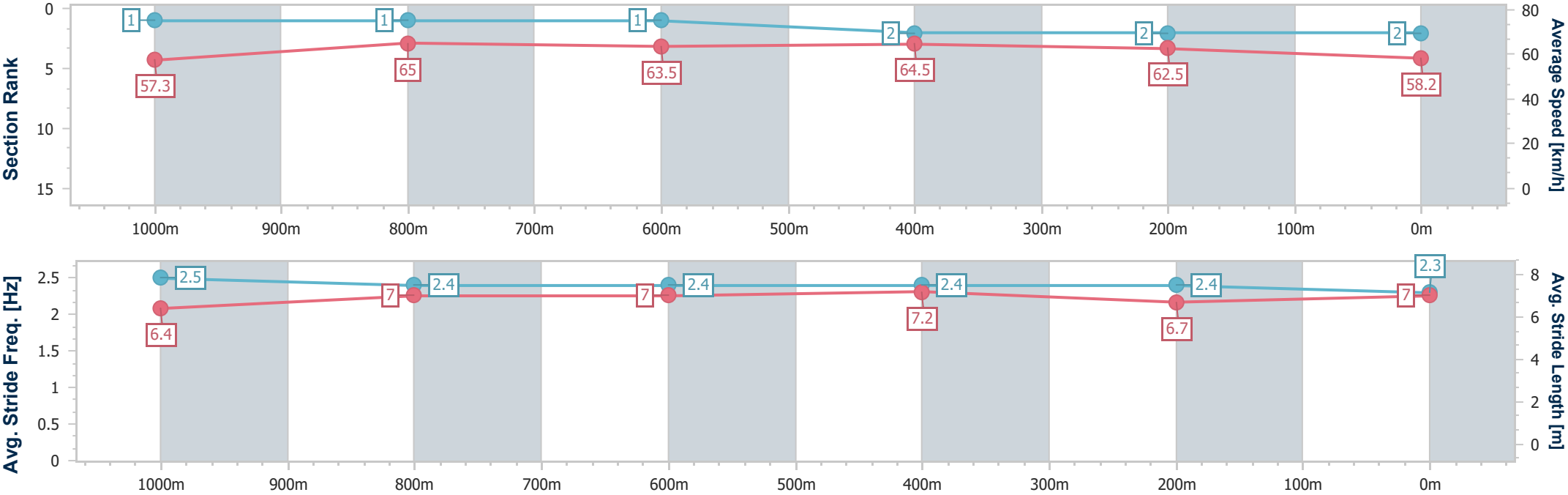
KilcoyProfessional
Race 3: SPRING INTO KILCOY RACES & PACING OCT & NOV
QTIS Three-Year-Old Maiden Plate - 1200m



07 October 2025 - 15:28

Track Rating: Good 4, Weather: Fine, Rail Position: True

Section	Overall	1000m	800m	600m	400m	200m							
Section Times	1:10.17 [2] (0:12.57)	0:57.60 [1] (0:11.08)	0:46.52 [1] (0:11.35)	0:35.17 [1] (0:11.21)	0:23.96 [2] (0:11.61)	0:12.35 [2] (0:12.35)							
Average Speed [km/h]	57.3	65.0	63.5	64.5	62.5	58.2							
Top Speed [km/h]	67.9	67.0	64.4	66.0	65.2	59.9							
Avg. Dist. to Rail [m]	2.2	1.0	0.4	1.8	1.2	0.7							
Avg. Stride Freq. [Hz]	2.5	2.4	2.4	2.4	2.4	2.3							
Avg. Stride Length [m]	6.4	7.0	7.0	7.2	6.7	7.0							



[] Ranking at each section and finish
- - - - - No data available at this section
NA No data available



Horse/Jockey Name	Flashmaster
Final Rank	3
Fastest Section Time (Section)	0:10.86 (1000m)
Top Speed [km/h] (Section)	69.5 (1000m)
Race State	Finished



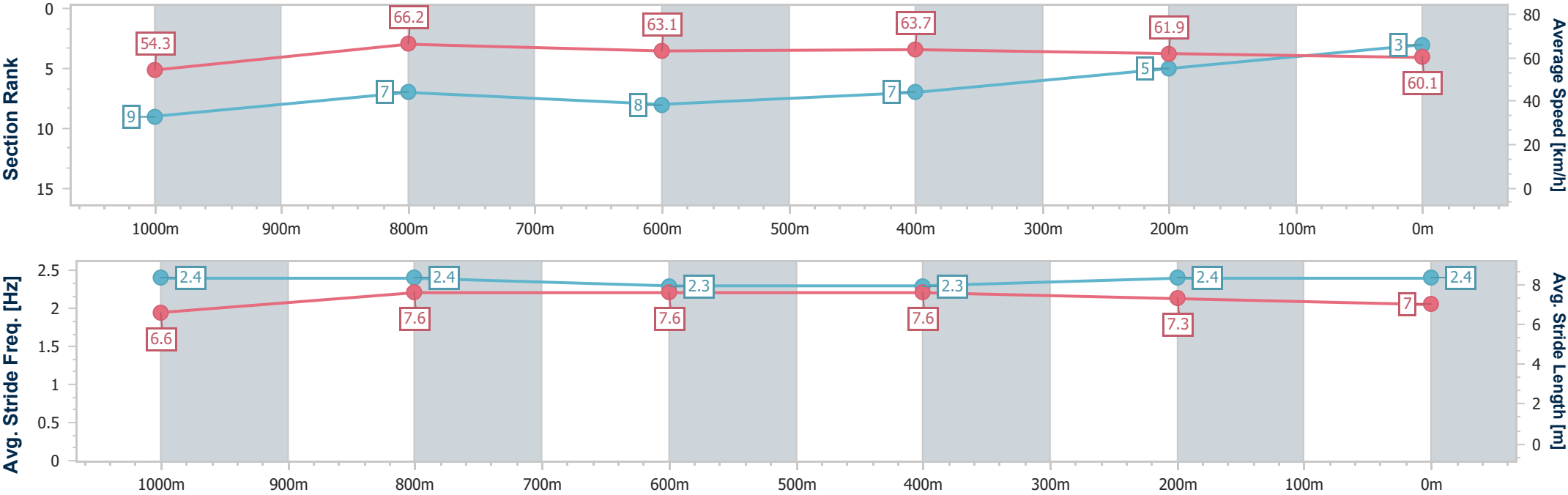
KilcoyProfessional
Race 3: SPRING INTO KILCOY RACES & PACING OCT & NOV
QTIS Three-Year-Old Maiden Plate - 1200m



07 October 2025 - 15:28

Track Rating: Good 4, Weather: Fine, Rail Position: True

Section	Overall	1000m	800m	600m	400m	200m							
Section Times	1:10.52 [3] (0:13.31)	0:57.21 [9] (0:10.86)	0:46.35 [7] (0:11.44)	0:34.91 [8] (0:11.24)	0:23.67 [7] (0:11.68)	0:11.99 [5] (0:11.99)							
Average Speed [km/h]	54.3	66.2	63.1	63.7	61.9	60.1							
Top Speed [km/h]	68.0	69.5	64.7	65.2	63.4	62.5							
Avg. Dist. to Rail [m]	2.7	0.3	0.3	0.6	0.5	1.4							
Avg. Stride Freq. [Hz]	2.4	2.4	2.3	2.3	2.4	2.4							
Avg. Stride Length [m]	6.6	7.6	7.6	7.6	7.3	7.0							





Horse/Jockey Name	Famahan
Final Rank	4
Fastest Section Time (Section)	0:10.81 (1000m)
Top Speed [km/h] (Section)	68.7 (1000m)
Race State	Finished



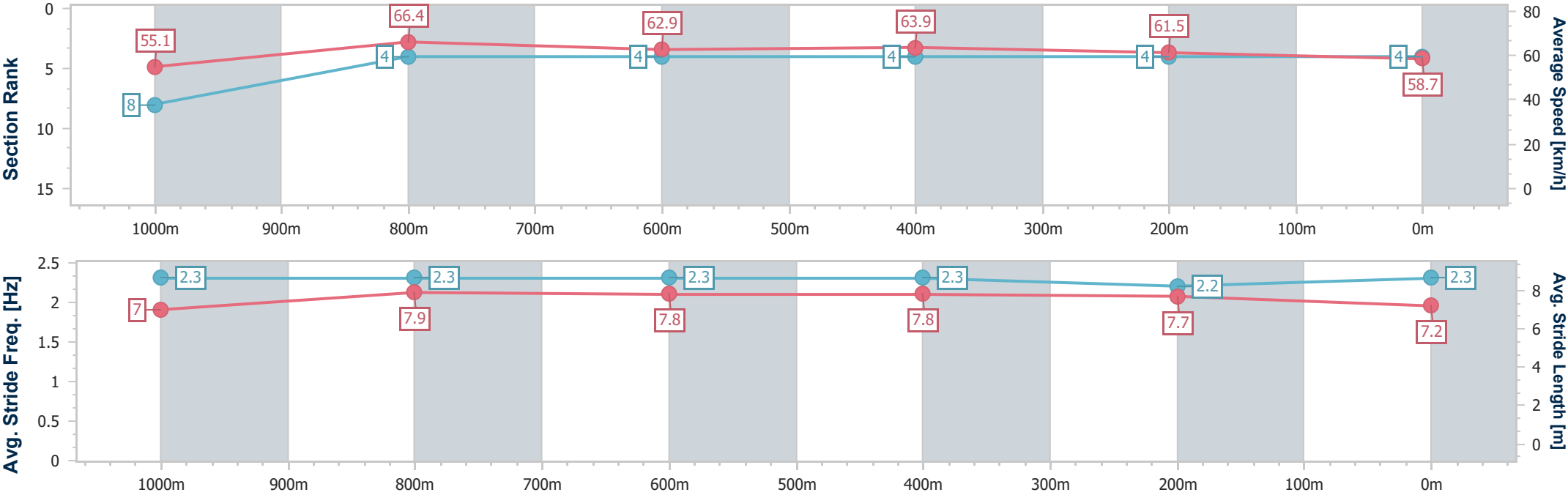
KilcoyProfessional
Race 3: SPRING INTO KILCOY RACES & PACING OCT & NOV
QTIS Three-Year-Old Maiden Plate - 1200m



07 October 2025 - 15:28

Track Rating: Good 4, Weather: Fine, Rail Position: True

Section	Overall	1000m	800m	600m	400m	200m							
Section Times	1:10.78 [4] (0:13.05)	0:57.73 [8] (0:10.81)	0:46.92 [4] (0:11.46)	0:35.46 [4] (0:11.31)	0:24.15 [4] (0:11.85)	0:12.30 [4] (0:12.30)							
Average Speed [km/h]	55.1	66.4	62.9	63.9	61.5	58.7							
Top Speed [km/h]	68.5	68.7	64.3	64.6	63.6	60.5							
Avg. Dist. to Rail [m]	1.0	0.7	0.8	1.4	1.6	3.0							
Avg. Stride Freq. [Hz]	2.3	2.3	2.3	2.3	2.2	2.3							
Avg. Stride Length [m]	7.0	7.9	7.8	7.8	7.7	7.2							



- [] Ranking at each section and finish
- .-.- No data available at this section
- NA No data available



Horse/Jockey Name	Viper Room
Final Rank	5
Fastest Section Time (Section)	0:10.93 (1000m)
Top Speed [km/h] (Section)	69.2 (1000m)
Race State	Finished



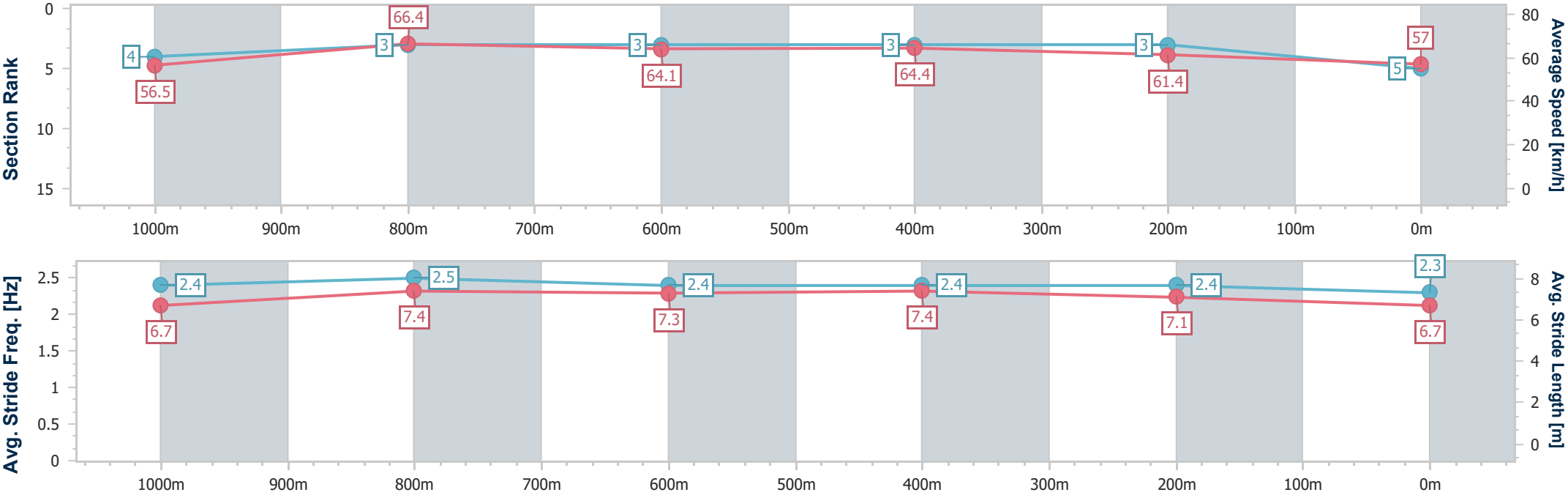
KilcoyProfessional
Race 3: SPRING INTO KILCOY RACES & PACING OCT & NOV
QTIS Three-Year-Old Maiden Plate - 1200m



07 October 2025 - 15:28

Track Rating: Good 4, Weather: Fine, Rail Position: True

Section	Overall	1000m	800m	600m	400m	200m							
Section Times	1:11.20 [5] (0:12.83)	0:58.37 [4] (0:10.93)	0:47.44 [3] (0:11.44)	0:36.00 [3] (0:11.23)	0:24.77 [3] (0:12.04)	0:12.73 [3] (0:12.73)							
Average Speed [km/h]	56.5	66.4	64.1	64.4	61.4	57.0							
Top Speed [km/h]	68.8	69.2	65.3	66.2	64.3	58.3							
Avg. Dist. to Rail [m]	8.4	3.4	3.0	3.0	3.5	5.4							
Avg. Stride Freq. [Hz]	2.4	2.5	2.4	2.4	2.4	2.3							
Avg. Stride Length [m]	6.7	7.4	7.3	7.4	7.1	6.7							





Horse/Jockey Name	Sort Of In Love
Final Rank	6
Fastest Section Time (Section)	0:11.16 (1000m)
Top Speed [km/h] (Section)	67.2 (Overall)
Race State	Finished



KilcoyProfessional

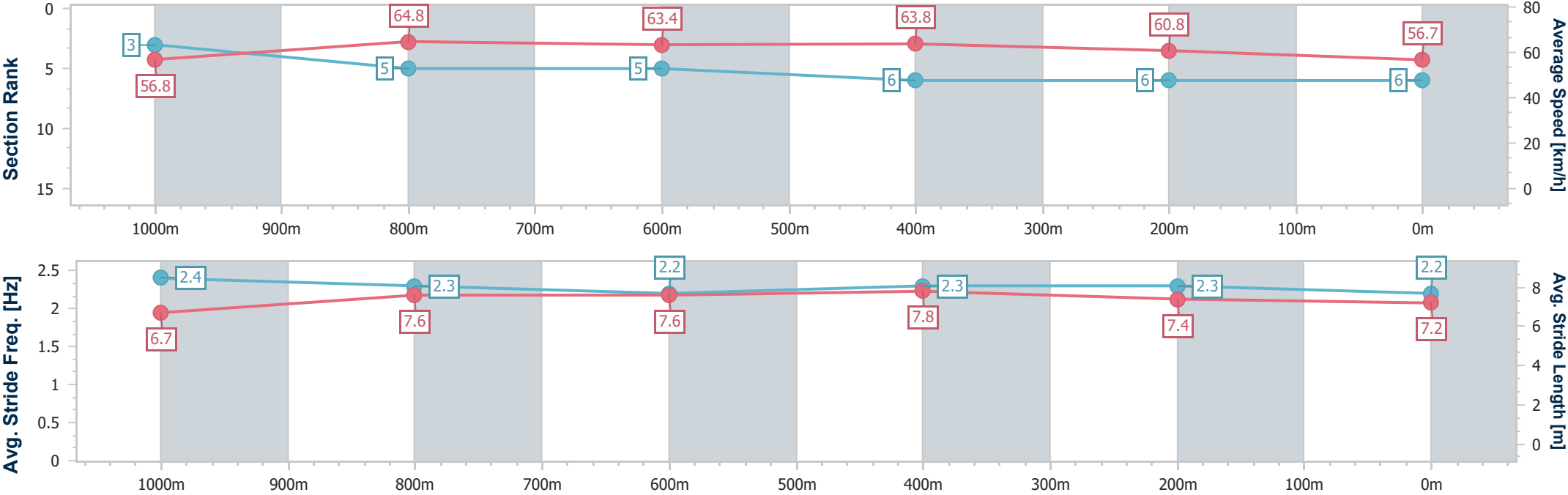
Race 3: SPRING INTO KILCOY RACES & PACING OCT & NOV
QTIS Three-Year-Old Maiden Plate - 1200m

Kilcoy Race Club
"Moosie Valley of the North"

07 October 2025 - 15:28

Track Rating: Good 4, Weather: Fine, Rail Position: True

Section	Overall	1000m	800m	600m	400m	200m								
Section Times	1:11.53 [6] (0:12.71)	0:58.82 [3] (0:11.16)	0:47.66 [5] (0:11.55)	0:36.11 [5] (0:11.32)	0:24.79 [6] (0:12.10)	0:12.69 [6] (0:12.69)								
Average Speed [km/h]	56.8	64.8	63.4	63.8	60.8	56.7								
Top Speed [km/h]	67.2	65.9	64.2	65.2	64.5	58.3								
Avg. Dist. to Rail [m]	6.3	2.1	2.5	3.3	2.6	1.0								
Avg. Stride Freq. [Hz]	2.4	2.3	2.2	2.3	2.3	2.2								
Avg. Stride Length [m]	6.7	7.6	7.6	7.8	7.4	7.2								





Horse/Jockey Name	Mishani Impact
Final Rank	7
Fastest Section Time (Section)	0:11.18 (600m)
Top Speed [km/h] (Section)	67.7 (1000m)
Race State	Finished



KilcoyProfessional

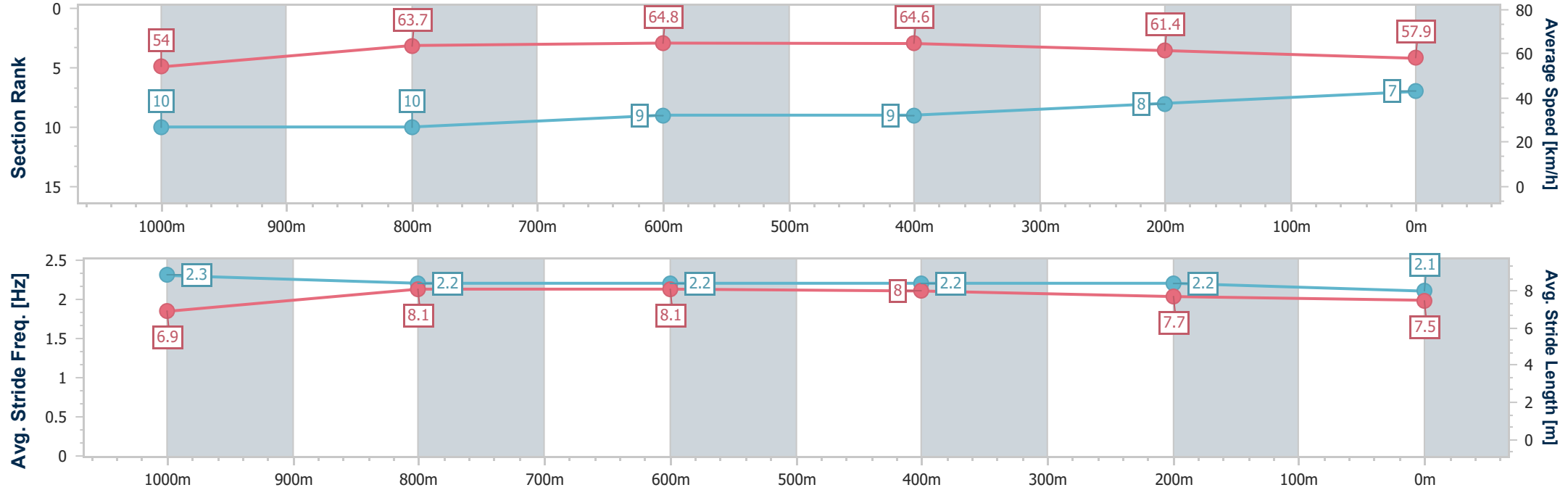
Race 3: SPRING INTO KILCOY RACES & PACING OCT & NOV
QTIS Three-Year-Old Maiden Plate - 1200m

Kilcoy Race Club
"Moosie Valley of the North"

07 October 2025 - 15:28

Track Rating: Good 4, Weather: Fine, Rail Position: True

Section	Overall	1000m	800m	600m	400m	200m								
Section Times	1:11.56 [7] (0:13.33)	0:58.23 [10] (0:11.33)	0:46.90 [10] (0:11.30)	0:35.60 [9] (0:11.18)	0:24.42 [9] (0:11.90)	0:12.52 [8] (0:12.52)								
Average Speed [km/h]	54.0	63.7	64.8	64.6	61.4	57.9								
Top Speed [km/h]	67.2	67.7	65.9	65.9	63.7	59.2								
Avg. Dist. to Rail [m]	1.7	1.2	2.1	3.2	2.1	3.2								
Avg. Stride Freq. [Hz]	2.3	2.2	2.2	2.2	2.2	2.1								
Avg. Stride Length [m]	6.9	8.1	8.1	8.0	7.7	7.5								



[] Ranking at each section and finish
-.-.- No data available at this section
NA No data available



Horse/Jockey Name	Straz Danz
Final Rank	8
Fastest Section Time (Section)	0:11.09 (1000m)
Top Speed [km/h] (Section)	68.3 (1000m)
Race State	Finished



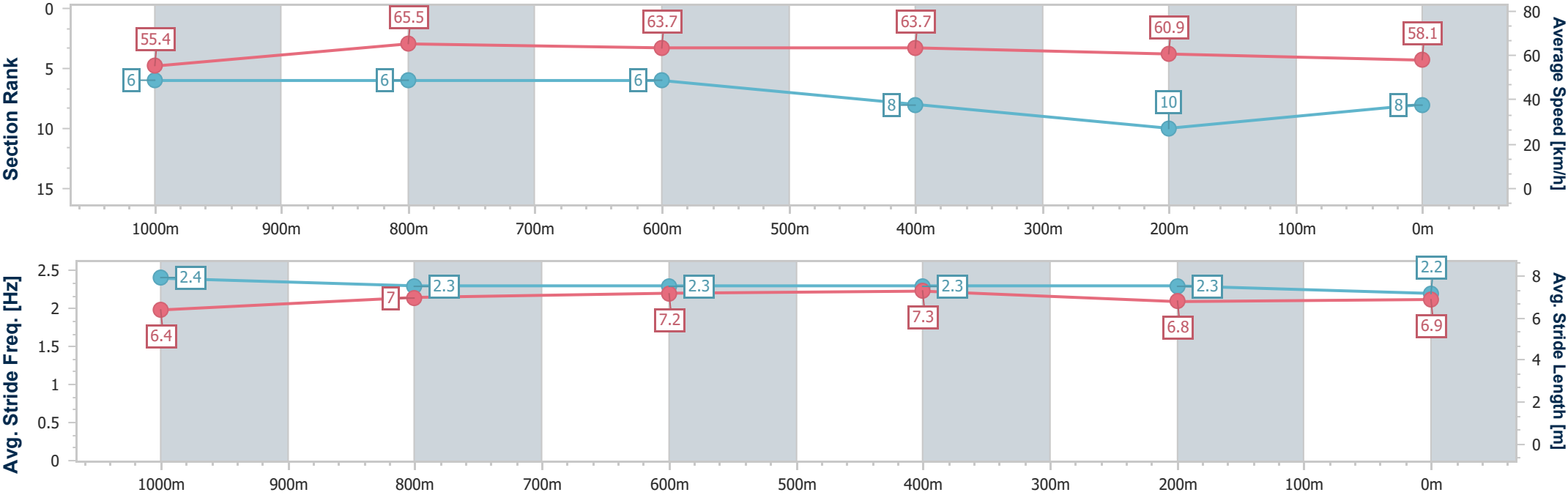
KilcoyProfessional
Race 3: SPRING INTO KILCOY RACES & PACING OCT & NOV
QTIS Three-Year-Old Maiden Plate - 1200m



07 October 2025 - 15:28

Track Rating: Good 4, Weather: Fine, Rail Position: True

Section	Overall	1000m	800m	600m	400m	200m							
Section Times	1:11.76 [8] (0:13.00)	0:58.76 [6] (0:11.09)	0:47.67 [6] (0:11.49)	0:36.18 [6] (0:11.39)	0:24.79 [8] (0:12.33)	0:12.46 [10] (0:12.46)							
Average Speed [km/h]	55.4	65.5	63.7	63.7	60.9	58.1							
Top Speed [km/h]	68.1	68.3	64.6	64.2	63.3	59.4							
Avg. Dist. to Rail [m]	7.0	3.1	2.8	4.3	5.5	5.5							
Avg. Stride Freq. [Hz]	2.4	2.3	2.3	2.3	2.3	2.2							
Avg. Stride Length [m]	6.4	7.0	7.2	7.3	6.8	6.9							





Horse/Jockey Name	Mishani Grange
Final Rank	9
Fastest Section Time (Section)	0:11.41 (600m)
Top Speed [km/h] (Section)	67.3 (Overall)
Race State	Finished



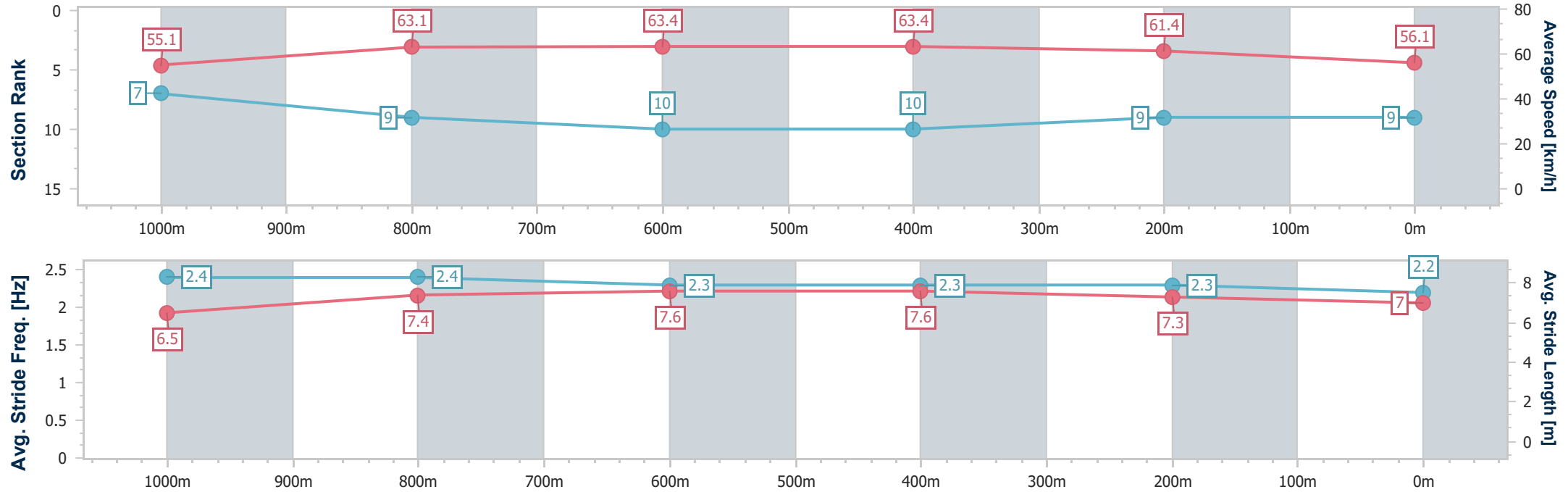
KilcoyProfessional
Race 3: SPRING INTO KILCOY RACES & PACING OCT & NOV
QTIS Three-Year-Old Maiden Plate - 1200m



07 October 2025 - 15:28

Track Rating: Good 4, Weather: Fine, Rail Position: True

Section	Overall	1000m	800m	600m	400m	200m							
Section Times	1:12.11 [9] (0:13.04)	0:59.07 [7] (0:11.49)	0:47.58 [9] (0:11.51)	0:36.07 [10] (0:11.41)	0:24.66 [10] (0:11.82)	0:12.84 [9] (0:12.84)							
Average Speed [km/h]	55.1	63.1	63.4	63.4	61.4	56.1							
Top Speed [km/h]	67.3	67.1	64.5	64.2	63.6	58.8							
Avg. Dist. to Rail [m]	3.8	1.8	2.1	2.2	1.2	1.3							
Avg. Stride Freq. [Hz]	2.4	2.4	2.3	2.3	2.3	2.2							
Avg. Stride Length [m]	6.5	7.4	7.6	7.6	7.3	7.0							



- [] Ranking at each section and finish
- .-.- No data available at this section
- NA No data available



Horse/Jockey Name	Mishani Lethal
Final Rank	10
Fastest Section Time (Section)	0:11.24 (600m)
Top Speed [km/h] (Section)	68.5 (1000m)
Race State	Finished



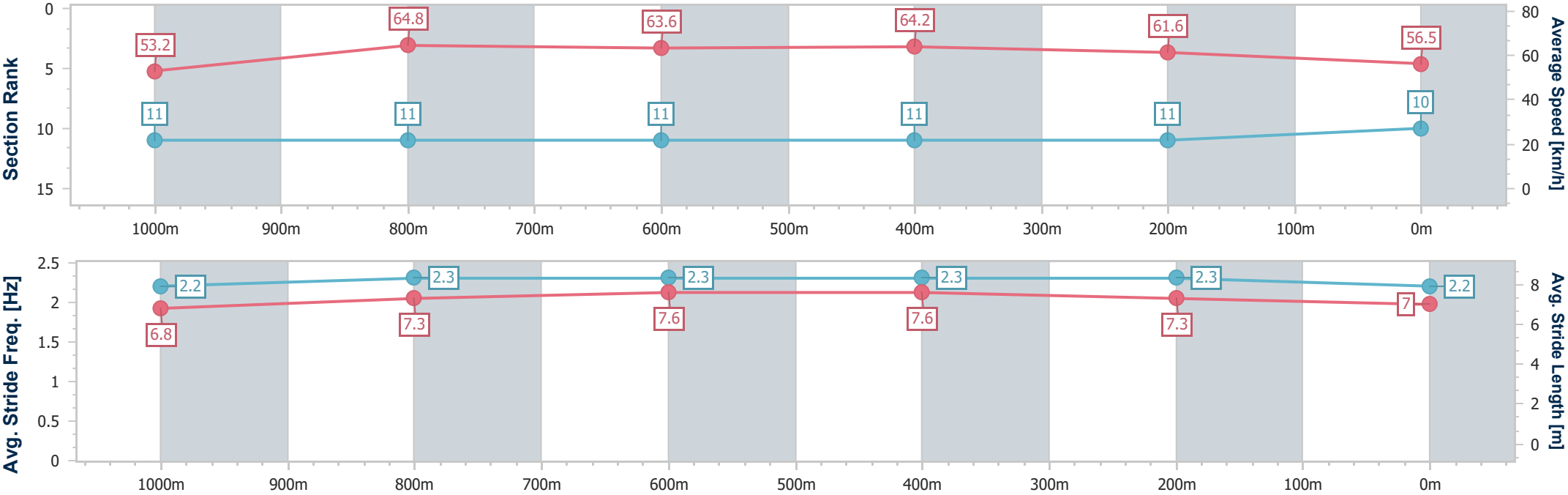
KilcoyProfessional
Race 3: SPRING INTO KILCOY RACES & PACING OCT & NOV
QTIS Three-Year-Old Maiden Plate - 1200m



07 October 2025 - 15:28

Track Rating: Good 4, Weather: Fine, Rail Position: True

Section	Overall	1000m	800m	600m	400m	200m							
Section Times	1:12.16 [10] (0:13.51)	0:58.65 [11] (0:11.27)	0:47.38 [11] (0:11.50)	0:35.88 [11] (0:11.24)	0:24.64 [11] (0:11.87)	0:12.77 [11] (0:12.77)							
Average Speed [km/h]	53.2	64.8	63.6	64.2	61.6	56.5							
Top Speed [km/h]	68.5	68.5	65.2	65.0	64.6	58.7							
Avg. Dist. to Rail [m]	6.3	3.2	2.5	2.1	1.8	2.7							
Avg. Stride Freq. [Hz]	2.2	2.3	2.3	2.3	2.3	2.2							
Avg. Stride Length [m]	6.8	7.3	7.6	7.6	7.3	7.0							



- [] Ranking at each section and finish
- .-.- No data available at this section
- NA No data available



Horse/Jockey Name	Successismagic
Final Rank	11
Fastest Section Time (Section)	0:11.05 (600m)
Top Speed [km/h] (Section)	67.2 (Overall)
Race State	Finished



KilcoyProfessional

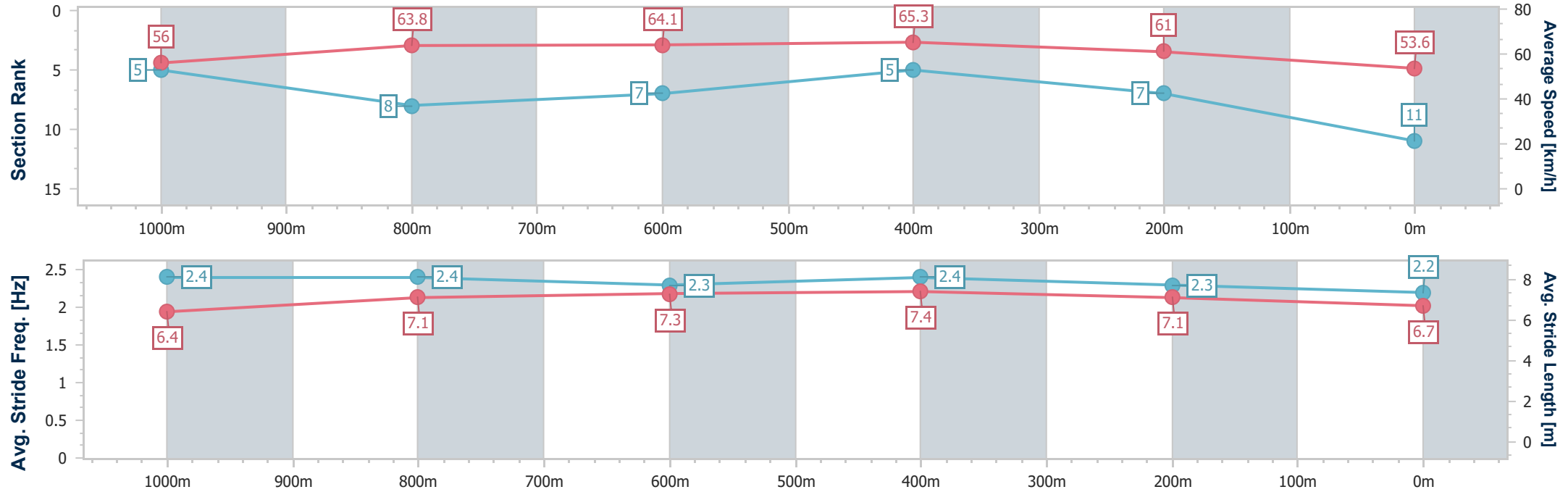
Race 3: SPRING INTO KILCOY RACES & PACING OCT & NOV
QTIS Three-Year-Old Maiden Plate - 1200m

Kilcoy Race Club
"Moosie Valley of the North"

07 October 2025 - 15:28

Track Rating: Good 4, Weather: Fine, Rail Position: True

Section	Overall	1000m	800m	600m	400m	200m								
Section Times	1:12.37 [11] (0:12.88)	0:59.49 [5] (0:11.38)	0:48.11 [8] (0:11.34)	0:36.77 [7] (0:11.05)	0:25.72 [5] (0:12.24)	0:13.48 [7] (0:13.48)								
Average Speed [km/h]	56.0	63.8	64.1	65.3	61.0	53.6								
Top Speed [km/h]	67.2	66.4	65.1	66.9	66.0	56.8								
Avg. Dist. to Rail [m]	5.2	2.7	1.8	2.5	4.2	3.2								
Avg. Stride Freq. [Hz]	2.4	2.4	2.3	2.4	2.3	2.2								
Avg. Stride Length [m]	6.4	7.1	7.3	7.4	7.1	6.7								





KilcoyProfessional
Race 4: SEARLES GARDEN PRODUCTS BENCHMARK 60 Handicap -
1200m
07 October 2025 - 15:57



Track Rating: Good 3, Weather: Fine, Rail Position: True

Section						Overall	1000m	800m	600m	400m	200m	Last 600m	
Field Times						1:09.79 (0:12.56)	0:57.23 (0:10.88)	0:46.35 (0:11.68)	0:34.67 (0:11.28)	0:23.39 (0:11.46)	0:11.93 (0:11.93)	0:34.67	
Rank	TAB	Horse/Jockey	Barrier	Top Speed [km/h]	Fastest Section							Margin	Distance Travelled [m]
1	12	RED FEATHER BOA	1	67.3	0:10.88	1:09.79 [1]	0:57.23 [1]	0:46.35 [1]	0:34.67 [1]	0:23.39 [1]	0:11.93 [1]	1:09.79	0:34.67
		Tiffani Brooker		Overall	1000m	(0:12.56)	(0:10.88)	(0:11.68)	(0:11.28)	(0:11.46)	(0:11.93)		
2	11	PLATINUM GIFT	2	67.2	0:11.06	1:10.38 [2]	0:57.76 [2]	0:46.70 [3]	0:34.98 [4]	0:23.61 [5]	0:12.08 [2]	3.46L	0:34.98 -3
		Jai Williams		1000m	1000m	(0:12.62)	(0:11.06)	(0:11.72)	(0:11.37)	(0:11.53)	(0:12.08)		
3	8	MISHANI STORM	3	67.3	0:10.92	1:10.48 [3]	0:57.69 [4]	0:46.77 [4]	0:35.13 [3]	0:23.82 [4]	0:12.15 [3]	4.06L	0:35.13 +1
		Dylan Turner		Overall	1000m	(0:12.79)	(0:10.92)	(0:11.64)	(0:11.31)	(0:11.67)	(0:12.15)		
4	7	QUEST OF QUESTS	5	67.6	0:10.93	1:10.52 [4]	0:57.46 [6]	0:46.53 [8]	0:34.95 [8]	0:23.73 [6]	0:12.00 [5]	4.26L	0:34.95 +6
		Luke Dempsey		1000m	1000m	(0:13.06)	(0:10.93)	(0:11.58)	(0:11.22)	(0:11.73)	(0:12.00)		
5	5	CAPITAL CEE	4	67.9	0:10.81	1:10.74 [5]	0:57.57 [7]	0:46.76 [6]	0:35.19 [6]	0:23.73 [7]	0:12.09 [7]	5.57L	0:35.19 +1
		Kayla Johnston		1000m	1000m	(0:13.17)	(0:10.81)	(0:11.57)	(0:11.46)	(0:11.64)	(0:12.09)		
6	3	ZIN ZAN READY	8	69.4	0:10.59	1:11.06 [6]	0:57.66 [9]	0:47.07 [7]	0:35.53 [5]	0:24.40 [3]	0:12.55 [4]	7.44L	0:35.53 +15
		Bailey Wheeler		1000m	1000m	(0:13.40)	(0:10.59)	(0:11.54)	(0:11.13)	(0:11.85)	(0:12.55)		
7	9	RED TOFFEE	6	68.3	0:10.91	1:11.19 [7]	0:58.47 [3]	0:47.56 [2]	0:35.94 [2]	0:24.62 [2]	0:12.67 [6]	8.18L	0:35.94 +13
		Kenji Yoshida		Overall	1000m	(0:12.72)	(0:10.91)	(0:11.62)	(0:11.32)	(0:11.95)	(0:12.67)		
8	14	EARLSTON	9	68.6	0:10.82	1:11.35 [8]	0:58.32 [5]	0:47.50 [5]	0:35.79 [7]	0:24.24 [8]	0:12.25 [8]	9.15L	0:35.79 +8
		Georgina Cartwright		1000m	1000m	(0:13.03)	(0:10.82)	(0:11.71)	(0:11.55)	(0:11.99)	(0:12.25)		
9	6	LJUNGBERG	7	67.1	0:10.90	1:11.48 [9]	0:58.21 [8]	0:47.31 [9]	0:35.65 [9]	0:24.15 [9]	0:12.28 [9]	9.9L	0:35.65 +9
		Shakira Bailey		1000m	1000m	(0:13.27)	(0:10.90)	(0:11.66)	(0:11.50)	(0:11.87)	(0:12.28)		

Scratched: Grandeur Rose (#13), Isle Ornsay (#10), I'm Zac (#2), Belistic Man (#4), Wolfgang (#1)



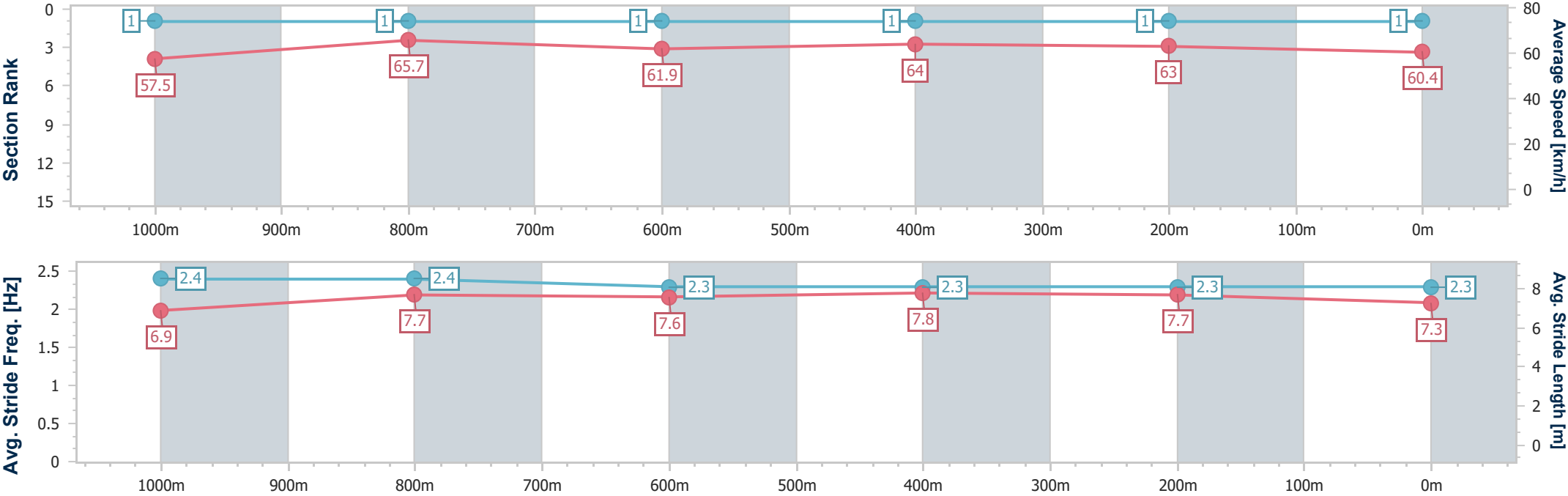
Horse/Jockey Name	Red Feather Boa
Final Rank	1
Fastest Section Time (Section)	0:10.88 (1000m)
Top Speed [km/h] (Section)	67.3 (Overall)
Race State	Finished



KilcoyProfessional
Race 4: SEARLES GARDEN PRODUCTS BENCHMARK 60
Handicap - 1200m
07 October 2025 - 15:57
Track Rating: Good 3, Weather: Fine, Rail Position: True



Section	Overall	1000m	800m	600m	400m	200m							
Section Times	1:09.79 [1] (0:12.56)	0:57.23 [1] (0:10.88)	0:46.35 [1] (0:11.68)	0:34.67 [1] (0:11.28)	0:23.39 [1] (0:11.46)	0:11.93 [1] (0:11.93)							
Average Speed [km/h]	57.5	65.7	61.9	64.0	63.0	60.4							
Top Speed [km/h]	67.3	67.2	63.3	65.4	64.6	61.7							
Avg. Dist. to Rail [m]	0.4	0.7	0.5	1.8	0.7	1.3							
Avg. Stride Freq. [Hz]	2.4	2.4	2.3	2.3	2.3	2.3							
Avg. Stride Length [m]	6.9	7.7	7.6	7.8	7.7	7.3							





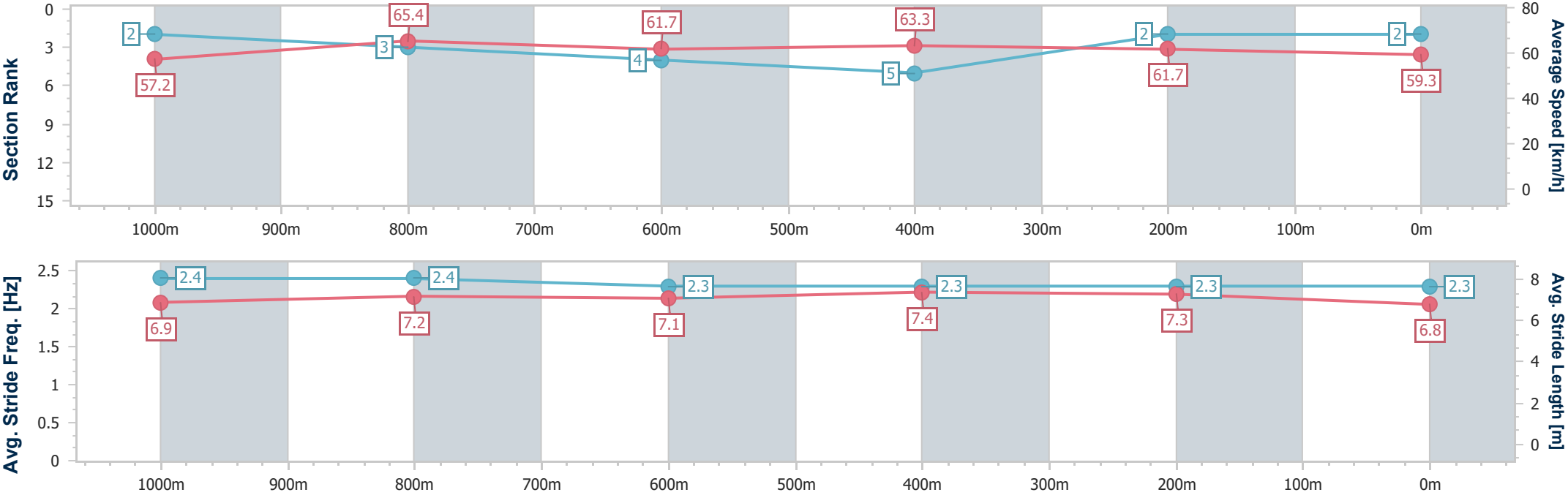
Horse/Jockey Name	Platinum Gift
Final Rank	2
Fastest Section Time (Section)	0:11.06 (1000m)
Top Speed [km/h] (Section)	67.2 (1000m)
Race State	Finished



KilcoyProfessional
Race 4: SEARLES GARDEN PRODUCTS BENCHMARK 60
Handicap - 1200m
07 October 2025 - 15:57
Track Rating: Good 3, Weather: Fine, Rail Position: True



Section	Overall	1000m	800m	600m	400m	200m							
Section Times	1:10.38 [2] (0:12.62)	0:57.76 [2] (0:11.06)	0:46.70 [3] (0:11.72)	0:34.98 [4] (0:11.37)	0:23.61 [5] (0:11.53)	0:12.08 [2] (0:12.08)							
Average Speed [km/h]	57.2	65.4	61.7	63.3	61.7	59.3							
Top Speed [km/h]	67.0	67.2	63.7	64.7	63.3	60.8							
Avg. Dist. to Rail [m]	3.0	1.9	0.6	0.9	1.1	1.7							
Avg. Stride Freq. [Hz]	2.4	2.4	2.3	2.3	2.3	2.3							
Avg. Stride Length [m]	6.9	7.2	7.1	7.4	7.3	6.8							



[] Ranking at each section and finish
-.-.- No data available at this section
NA No data available



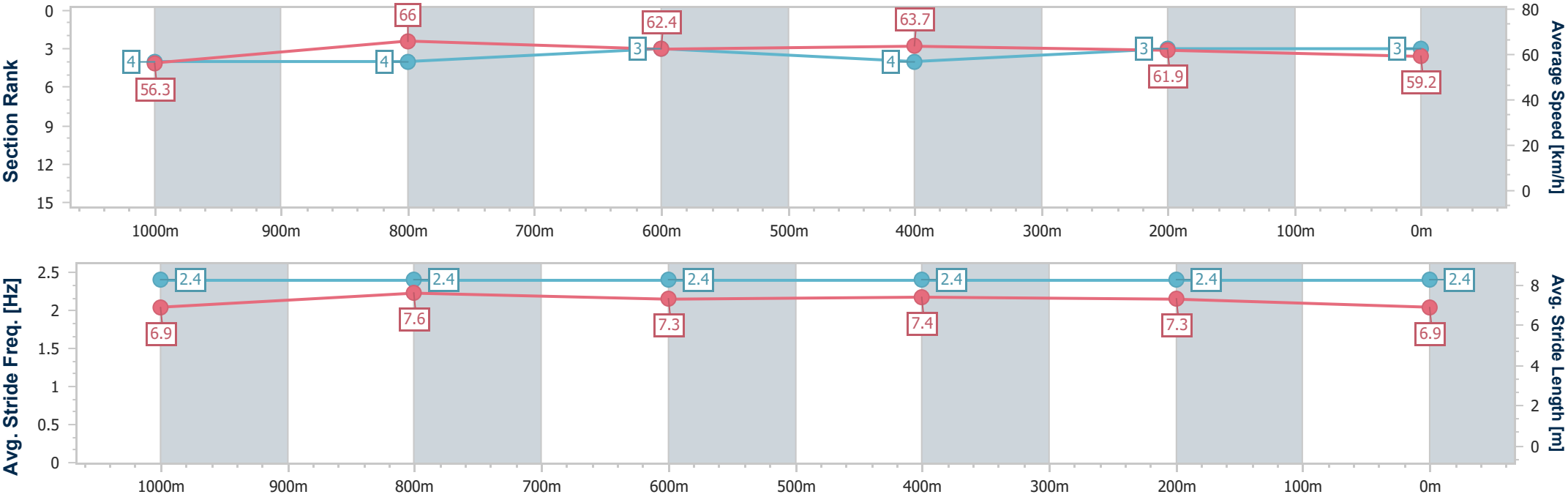
Horse/Jockey Name	Mishani Storm
Final Rank	3
Fastest Section Time (Section)	0:10.92 (1000m)
Top Speed [km/h] (Section)	67.3 (Overall)
Race State	Finished



KilcoyProfessional
Race 4: SEARLES GARDEN PRODUCTS BENCHMARK 60
Handicap - 1200m
07 October 2025 - 15:57
Track Rating: Good 3, Weather: Fine, Rail Position: True



Section	Overall	1000m	800m	600m	400m	200m							
Section Times	1:10.48 [3] (0:12.79)	0:57.69 [4] (0:10.92)	0:46.77 [4] (0:11.64)	0:35.13 [3] (0:11.31)	0:23.82 [4] (0:11.67)	0:12.15 [3] (0:12.15)							
Average Speed [km/h]	56.3	66.0	62.4	63.7	61.9	59.2							
Top Speed [km/h]	67.3	67.3	64.5	66.2	64.0	61.3							
Avg. Dist. to Rail [m]	3.5	1.2	0.8	1.0	0.5	0.7							
Avg. Stride Freq. [Hz]	2.4	2.4	2.4	2.4	2.4	2.4							
Avg. Stride Length [m]	6.9	7.6	7.3	7.4	7.3	6.9							





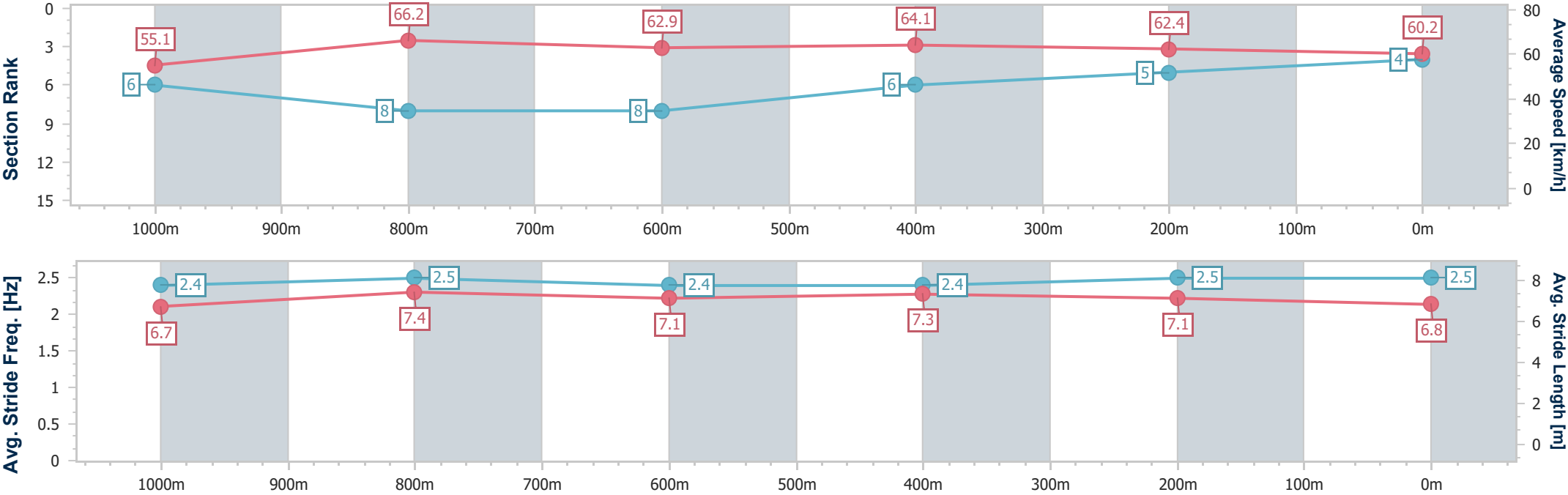
Horse/Jockey Name	Quest Of Quests
Final Rank	4
Fastest Section Time (Section)	0:10.93 (1000m)
Top Speed [km/h] (Section)	67.6 (1000m)
Race State	Finished



KilcoyProfessional
Race 4: SEARLES GARDEN PRODUCTS BENCHMARK 60
Handicap - 1200m
07 October 2025 - 15:57
Track Rating: Good 3, Weather: Fine, Rail Position: True



Section	Overall	1000m	800m	600m	400m	200m							
Section Times	1:10.52 [4] (0:13.06)	0:57.46 [6] (0:10.93)	0:46.53 [8] (0:11.58)	0:34.95 [8] (0:11.22)	0:23.73 [6] (0:11.73)	0:12.00 [5] (0:12.00)							
Average Speed [km/h]	55.1	66.2	62.9	64.1	62.4	60.2							
Top Speed [km/h]	66.7	67.6	63.7	66.1	64.5	61.8							
Avg. Dist. to Rail [m]	4.0	1.6	1.4	1.6	1.8	3.1							
Avg. Stride Freq. [Hz]	2.4	2.5	2.4	2.4	2.5	2.5							
Avg. Stride Length [m]	6.7	7.4	7.1	7.3	7.1	6.8							





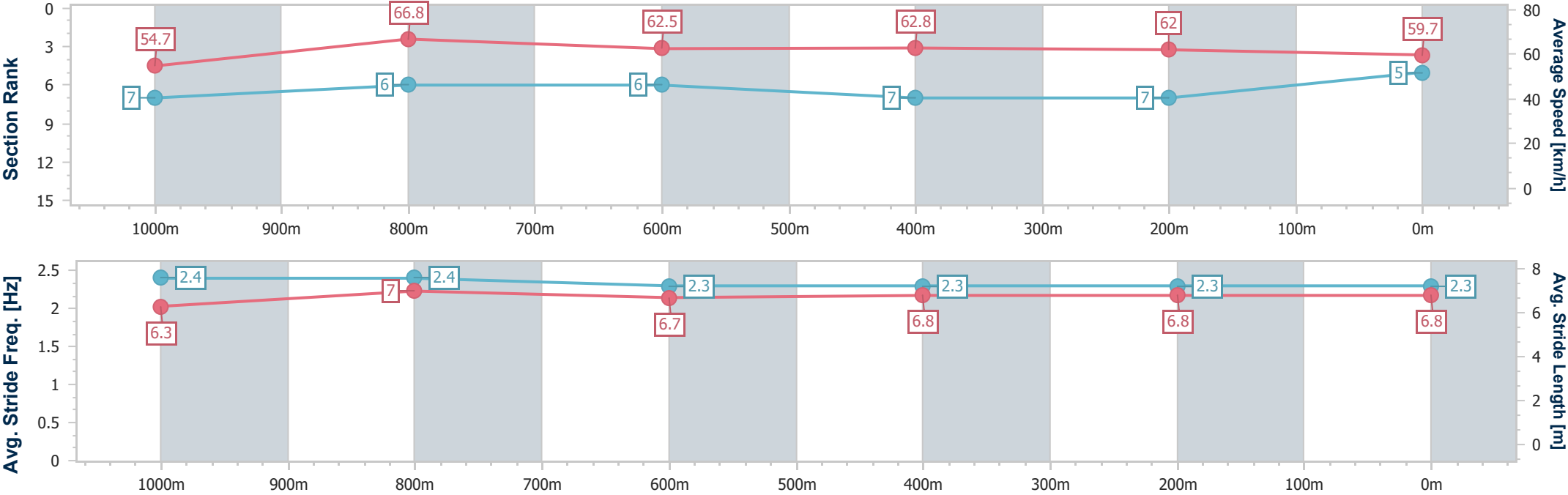
Horse/Jockey Name	Capital Cee
Final Rank	5
Fastest Section Time (Section)	0:10.81 (1000m)
Top Speed [km/h] (Section)	67.9 (1000m)
Race State	Finished



KilcoyProfessional
Race 4: SEARLES GARDEN PRODUCTS BENCHMARK 60
Handicap - 1200m
07 October 2025 - 15:57
Track Rating: Good 3, Weather: Fine, Rail Position: True



Section	Overall	1000m	800m	600m	400m	200m							
Section Times	1:10.74 [5] (0:13.17)	0:57.57 [7] (0:10.81)	0:46.76 [6] (0:11.57)	0:35.19 [6] (0:11.46)	0:23.73 [7] (0:11.64)	0:12.09 [7] (0:12.09)							
Average Speed [km/h]	54.7	66.8	62.5	62.8	62.0	59.7							
Top Speed [km/h]	66.9	67.9	64.6	64.7	64.1	61.0							
Avg. Dist. to Rail [m]	2.7	0.6	0.8	0.4	0.4	1.6							
Avg. Stride Freq. [Hz]	2.4	2.4	2.3	2.3	2.3	2.3							
Avg. Stride Length [m]	6.3	7.0	6.7	6.8	6.8	6.8							



[] Ranking at each section and finish
-.-.- No data available at this section
NA No data available



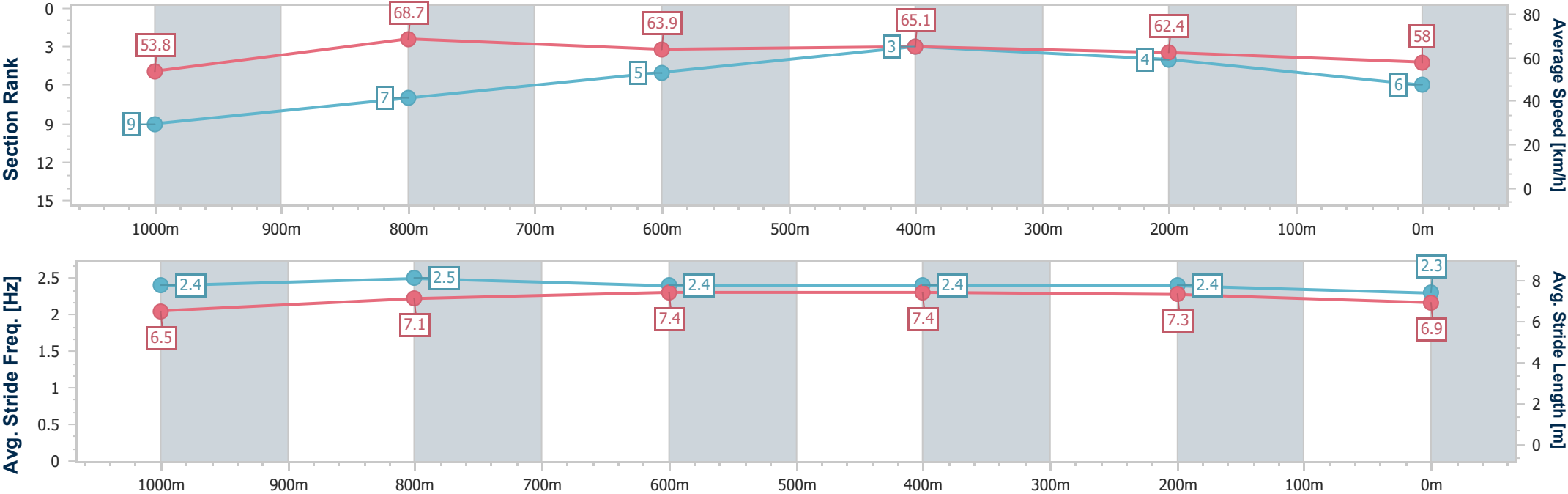
Horse/Jockey Name	Zin Zan Ready
Final Rank	6
Fastest Section Time (Section)	0:10.59 (1000m)
Top Speed [km/h] (Section)	69.4 (1000m)
Race State	Finished



KilcoyProfessional
Race 4: SEARLES GARDEN PRODUCTS BENCHMARK 60
Handicap - 1200m
07 October 2025 - 15:57
Track Rating: Good 3, Weather: Fine, Rail Position: True



Section	Overall	1000m	800m	600m	400m	200m							
Section Times	1:11.06 [6] (0:13.40)	0:57.66 [9] (0:10.59)	0:47.07 [7] (0:11.54)	0:35.53 [5] (0:11.13)	0:24.40 [3] (0:11.85)	0:12.55 [4] (0:12.55)							
Average Speed [km/h]	53.8	68.7	63.9	65.1	62.4	58.0							
Top Speed [km/h]	67.5	69.4	67.4	65.7	64.2	59.7							
Avg. Dist. to Rail [m]	5.9	2.8	4.0	3.6	3.4	5.5							
Avg. Stride Freq. [Hz]	2.4	2.5	2.4	2.4	2.4	2.3							
Avg. Stride Length [m]	6.5	7.1	7.4	7.4	7.3	6.9							



[] Ranking at each section and finish
-.-.- No data available at this section
NA No data available



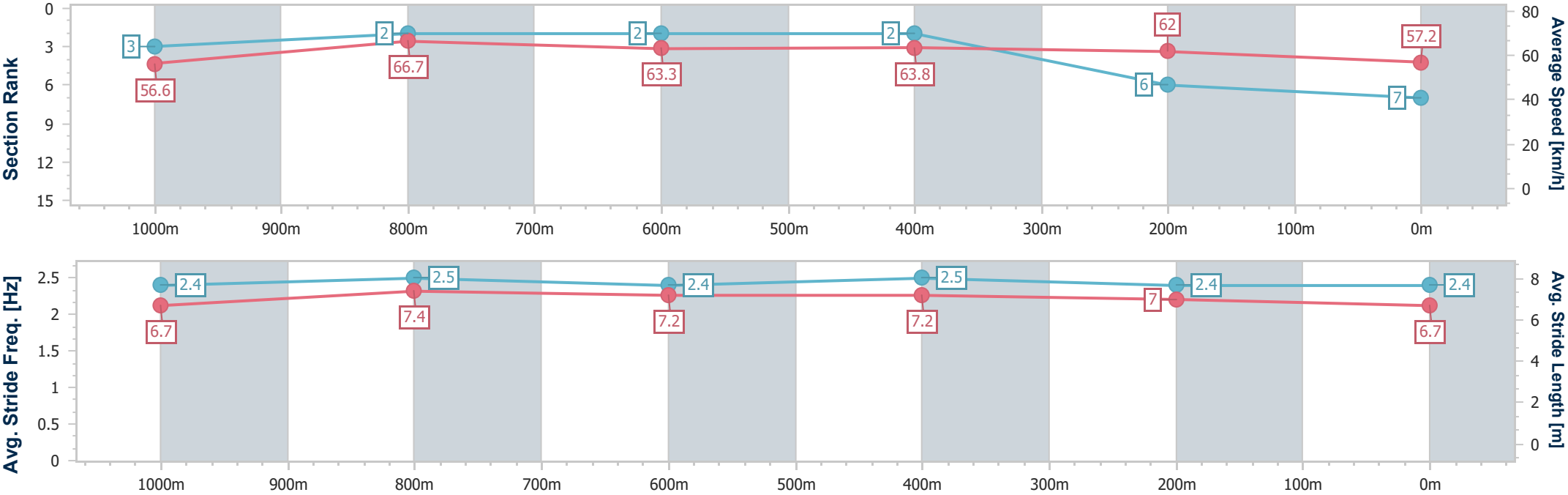
Horse/Jockey Name	Red Toffee
Final Rank	7
Fastest Section Time (Section)	0:10.91 (1000m)
Top Speed [km/h] (Section)	68.3 (Overall)
Race State	Finished



KilcoyProfessional
Race 4: SEARLES GARDEN PRODUCTS BENCHMARK 60
Handicap - 1200m
07 October 2025 - 15:57
Track Rating: Good 3, Weather: Fine, Rail Position: True



Section	Overall	1000m	800m	600m	400m	200m							
Section Times	1:11.19 [7] (0:12.72)	0:58.47 [3] (0:10.91)	0:47.56 [2] (0:11.62)	0:35.94 [2] (0:11.32)	0:24.62 [2] (0:11.95)	0:12.67 [6] (0:12.67)							
Average Speed [km/h]	56.6	66.7	63.3	63.8	62.0	57.2							
Top Speed [km/h]	68.3	68.1	64.9	65.5	65.4	59.9							
Avg. Dist. to Rail [m]	5.4	3.4	3.4	3.5	3.5	4.4							
Avg. Stride Freq. [Hz]	2.4	2.5	2.4	2.5	2.4	2.4							
Avg. Stride Length [m]	6.7	7.4	7.2	7.2	7.0	6.7							





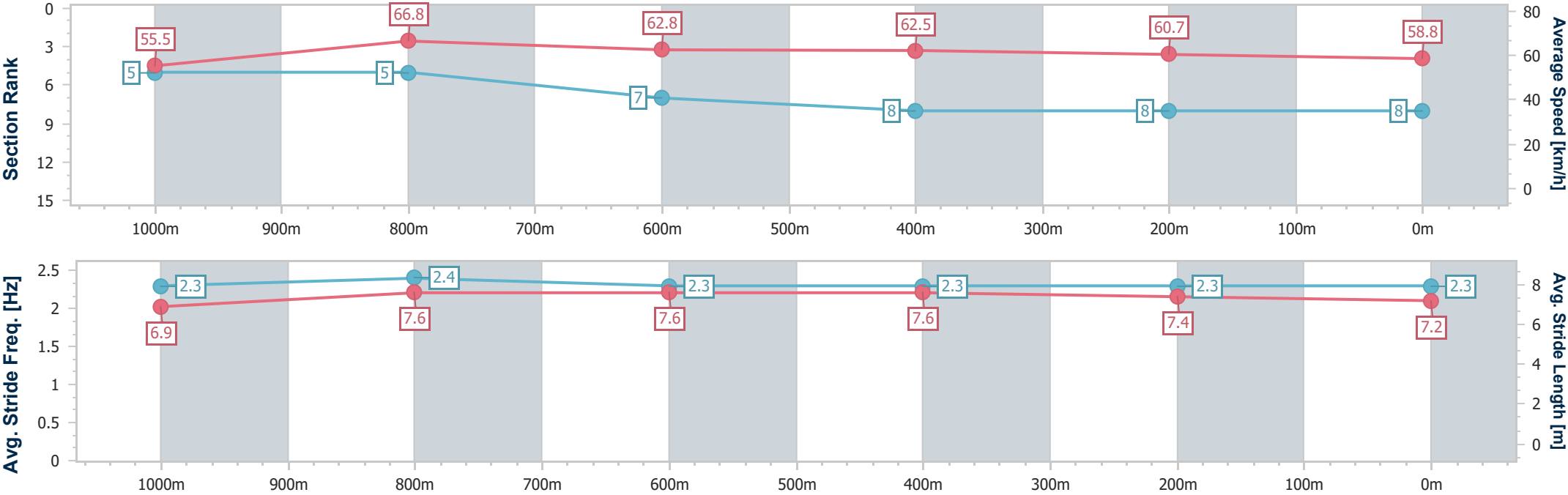
Horse/Jockey Name	Earlston
Final Rank	8
Fastest Section Time (Section)	0:10.82 (1000m)
Top Speed [km/h] (Section)	68.6 (1000m)
Race State	Finished



KilcoyProfessional
Race 4: SEARLES GARDEN PRODUCTS BENCHMARK 60
Handicap - 1200m
07 October 2025 - 15:57
Track Rating: Good 3, Weather: Fine, Rail Position: True



Section	Overall	1000m	800m	600m	400m	200m							
Section Times	1:11.35 [8] (0:13.03)	0:58.32 [5] (0:10.82)	0:47.50 [5] (0:11.71)	0:35.79 [7] (0:11.55)	0:24.24 [8] (0:11.99)	0:12.25 [8] (0:12.25)							
Average Speed [km/h]	55.5	66.8	62.8	62.5	60.7	58.8							
Top Speed [km/h]	67.3	68.6	64.6	63.5	62.7	61.4							
Avg. Dist. to Rail [m]	6.7	2.8	2.9	2.6	1.3	3.1							
Avg. Stride Freq. [Hz]	2.3	2.4	2.3	2.3	2.3	2.3							
Avg. Stride Length [m]	6.9	7.6	7.6	7.6	7.4	7.2							





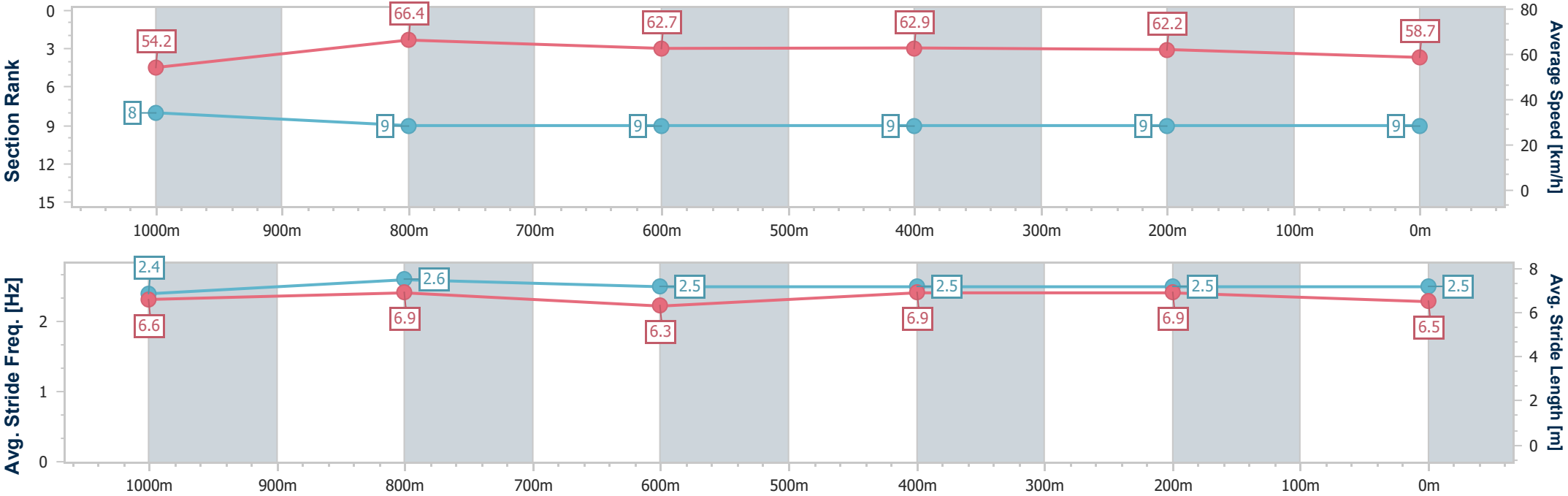
Horse/Jockey Name	Ljungberg
Final Rank	9
Fastest Section Time (Section)	0:10.90 (1000m)
Top Speed [km/h] (Section)	67.1 (1000m)
Race State	Finished



KilcoyProfessional
Race 4: SEARLES GARDEN PRODUCTS BENCHMARK 60
Handicap - 1200m
07 October 2025 - 15:57
Track Rating: Good 3, Weather: Fine, Rail Position: True



Section	Overall	1000m	800m	600m	400m	200m							
Section Times	1:11.48 [9] (0:13.27)	0:58.21 [8] (0:10.90)	0:47.31 [9] (0:11.66)	0:35.65 [9] (0:11.50)	0:24.15 [9] (0:11.87)	0:12.28 [9] (0:12.28)							
Average Speed [km/h]	54.2	66.4	62.7	62.9	62.2	58.7							
Top Speed [km/h]	66.3	67.1	66.3	64.1	63.4	60.9							
Avg. Dist. to Rail [m]	5.4	1.6	2.2	3.7	3.0	5.3							
Avg. Stride Freq. [Hz]	2.4	2.6	2.5	2.5	2.5	2.5							
Avg. Stride Length [m]	6.6	6.9	6.3	6.9	6.9	6.5							





KilcoyProfessional

Race 5: KILCOY EXCHANGE HOTEL BENCHMARK 60 Handicap - 1900m

07 October 2025 - 16:33



Track Rating: Good 3, Weather: Fine, Rail Position: True

Section					Overall	1800m	1600m	1400m	1200m	1000m	800m	Last 600m		
Field Times					1:57.36 (0:08.15)	1:49.21 (0:11.46)	1:37.75 (0:12.26)	1:25.49 (0:12.04)	1:13.45 (0:12.47)	1:00.98 (0:12.21)	0:48.77 (0:12.10)	0:36.67		
Rank	TAB	Horse/Jockey	Barrier	Top Speed [km/h]	Fastest Section								Distance Travelled [m]	
1	7	SECURITY ADVISOR	5	63.9	0:08.35	1:57.36 [1]	1:49.01 [3]	1:37.49 [2]	1:25.42 [2]	1:13.05 [3]	1:00.32 [3]	0:48.03 [3]	0:36.30	
		Montana Philpot		1800m	Overall	(0:08.35)	(0:11.52)	(0:12.07)	(0:12.37)	(0:12.73)	(0:12.29)	(0:11.73)		
2	1	OUR ORATOR	1	64.1	0:08.39	1:57.51 [2]	1:49.12 [4]	1:37.60 [3]	1:25.52 [3]	1:13.16 [4]	1:00.43 [4]	0:48.17 [4]	0:36.20	-4
		Julie Busuttin		1800m	Overall	(0:08.39)	(0:11.52)	(0:12.08)	(0:12.36)	(0:12.73)	(0:12.26)	(0:11.97)		
3	3	BRAVE BOY	9	63.9	0:09.09	1:57.61 [3]	1:48.52 [11]	1:36.64 [11]	1:24.54 [11]	1:11.95 [11]	0:59.88 [9]	0:48.21 [5]	0:36.50	+4
		Bailey Wheeler		600m	Overall	(0:09.09)	(0:11.88)	(0:12.10)	(0:12.59)	(0:12.07)	(0:11.67)	(0:11.71)		
4	13	STAR CHANCE	2	65.6	0:08.40	1:57.77 [4]	1:49.37 [5]	1:37.67 [5]	1:25.55 [5]	1:13.18 [5]	1:00.44 [5]	0:48.07 [7]	0:36.18	+6
		Morgan Butler		600m	Overall	(0:08.40)	(0:11.70)	(0:12.12)	(0:12.37)	(0:12.74)	(0:12.37)	(0:11.89)		
5	8	BORN TO BE ALIVE	3	65.8	0:08.15	1:57.79 [5]	1:49.64 [1]	1:38.18 [1]	1:25.92 [1]	1:13.88 [1]	1:01.41 [1]	0:49.20 [1]	0:37.10	-1
		Amelia Heinrich		1800m	Overall	(0:08.15)	(0:11.46)	(0:12.26)	(0:12.04)	(0:12.47)	(0:12.21)	(0:12.10)		
6	2	KNEZE	11	63.3	0:08.27	1:57.94 [6]	1:49.67 [2]	1:38.00 [4]	1:25.94 [4]	1:13.89 [2]	1:01.07 [2]	0:48.83 [2]	0:36.97	+1
		Nozi Tomizawa		1800m	Overall	(0:08.27)	(0:11.67)	(0:12.06)	(0:12.05)	(0:12.82)	(0:12.24)	(0:11.86)		
7	11	HE'S VIRAL	6	64.3	0:08.73	1:58.19 [7]	1:49.46 [9]	1:38.06 [6]	1:25.87 [6]	1:13.50 [6]	1:00.82 [6]	0:48.52 [6]	0:36.69	-7
		Billie-Rose Andrew		1800m	Overall	(0:08.73)	(0:11.40)	(0:12.19)	(0:12.37)	(0:12.68)	(0:12.30)	(0:11.83)		
8	6	PREFER TO DANCE	8	64.1	0:08.69	1:58.31 [8]	1:49.62 [8]	1:37.81 [8]	1:25.63 [8]	1:13.19 [8]	1:00.64 [8]	0:48.38 [9]	0:36.62	-2
		Les Tilley		800m	Overall	(0:08.69)	(0:11.81)	(0:12.18)	(0:12.44)	(0:12.55)	(0:12.26)	(0:11.76)		
9	12	BUDDY'S TALE	4	63.3	0:08.56	1:59.00 [9]	1:50.44 [6]	1:38.71 [7]	1:26.49 [7]	1:14.01 [7]	1:01.44 [7]	0:49.15 [8]	0:37.12	+1
		Colleen Krahnen		1800m	Overall	(0:08.56)	(0:11.73)	(0:12.22)	(0:12.48)	(0:12.57)	(0:12.29)	(0:12.03)		
10	5	OAKFIELD EAGLE	7	63.4	0:08.58	1:59.26 [10]	1:50.68 [7]	1:38.69 [9]	1:26.35 [9]	1:13.88 [9]	1:01.37 [10]	0:49.18 [10]	0:37.28	+2
		Noriyuki Masuda		600m	Overall	(0:08.58)	(0:11.99)	(0:12.34)	(0:12.47)	(0:12.51)	(0:12.19)	(0:11.90)		

Scratched: Man In The Mirror (#4), Katerini (#10)



KilcoyProfessional

Race 5: KILCOY EXCHANGE HOTEL BENCHMARK 60 Handicap - 1900m

07 October 2025 - 16:33



Track Rating: Good 3, Weather: Fine, Rail Position: True

Section						Overall	1800m	1600m	1400m	1200m	1000m	800m	Last 600m	
Field Times						1:57.36 (0:08.15)	1:49.21 (0:11.46)	1:37.75 (0:12.26)	1:25.49 (0:12.04)	1:13.45 (0:12.47)	1:00.98 (0:12.21)	0:48.77 (0:12.10)	0:36.67	
Rank	TAB	Horse/Jockey	Barrier	Top Speed [km/h]	Fastest Section									Distance Travelled [m]
11	9	FORT DENISON	10	63.9	0:08.79	2:02.45 [11]	1:53.66 [10]	1:41.60 [10]	1:29.47 [10]	1:16.93 [10]	1:04.38 [11]	0:52.04 [11]	0:39.91	-6
		Nathan Thomas		1800m	Overall	(0:08.79)	(0:12.06)	(0:12.13)	(0:12.54)	(0:12.55)	(0:12.34)	(0:12.13)		

Scratched: Man In The Mirror (#4), Katerini (#10)

[] Ranking at each section and finish
-:-:- No data available at this section
NA No data available

SCN Saddle cloth number
DNF Did not finish
DNT Did not track



KilcoyProfessional

Race 5: KILCOY EXCHANGE HOTEL BENCHMARK 60 Handicap - 1900m

07 October 2025 - 16:33



Track Rating: Good 3, Weather: Fine, Rail Position: True

Section		Field Times				600m	400m	200m	Last 600m	
						0:36.67 (0:11.76)	0:24.91 (0:12.28)	0:12.63 (0:12.63)	0:36.67	
Rank	TAB	Horse/Jockey	Barrier	Top Speed [km/h]	Fastest Section	Margin				Distance Travelled [m]
1	7	SECURITY ADVISOR	5	63.9	0:08.35	0:36.30 [3]	0:24.79 [3]	0:12.46 [3]	1:57.36	0:36.30
		Montana Philpot		1800m	Overall	(0:11.51)	(0:12.33)	(0:12.46)		
2	1	OUR ORATOR	1	64.1	0:08.39	0:36.20 [5]	0:24.64 [5]	0:12.25 [5]	0.88L	0:36.20 -4
		Julie Busuttin		1800m	Overall	(0:11.56)	(0:12.39)	(0:12.25)		
3	3	BRAVE BOY	9	63.9	0:09.09	0:36.50 [4]	0:25.08 [2]	0:12.88 [1]	1.47L	0:36.50 +4
		Bailey Wheeler		600m	Overall	(0:11.42)	(0:12.20)	(0:12.88)		
4	13	STAR CHANCE	2	65.6	0:08.40	0:36.18 [7]	0:24.56 [7]	0:12.41 [6]	2.42L	0:36.18 +6
		Morgan Butler		600m	Overall	(0:11.62)	(0:12.15)	(0:12.41)		
5	8	BORN TO BE ALIVE	3	65.8	0:08.15	0:37.10 [1]	0:25.34 [1]	0:13.03 [2]	2.49L	0:37.10 -1
		Amelia Heinrich		1800m	Overall	(0:11.76)	(0:12.31)	(0:13.03)		
6	2	KNEZE	11	63.3	0:08.27	0:36.97 [2]	0:25.27 [4]	0:12.90 [4]	3.38L	0:36.97 +1
		Nozi Tomizawa		1800m	Overall	(0:11.70)	(0:12.37)	(0:12.90)		
7	11	HE'S VIRAL	6	64.3	0:08.73	0:36.69 [6]	0:25.14 [6]	0:12.82 [7]	4.85L	0:36.69 -7
		Billie-Rose Andrew		1800m	Overall	(0:11.55)	(0:12.32)	(0:12.82)		
8	6	PREFER TO DANCE	8	64.1	0:08.69	0:36.62 [8]	0:25.08 [8]	0:12.76 [8]	5.56L	0:36.62 -2
		Les Tilley		800m	Overall	(0:11.54)	(0:12.32)	(0:12.76)		
9	12	BUDDY'S TALE	4	63.3	0:08.56	0:37.12 [9]	0:25.24 [10]	0:12.83 [9]	9.66L	0:37.12 +1
		Colleen Krahnen		1800m	Overall	(0:11.88)	(0:12.41)	(0:12.83)		
10	5	OAKFIELD EAGLE	7	63.4	0:08.58	0:37.28 [10]	0:25.58 [9]	0:12.90 [10]	11.17L	0:37.28 +2
		Noriyuki Masuda		600m	Overall	(0:11.70)	(0:12.68)	(0:12.90)		

Scratched: Man In The Mirror (#4), Katerini (#10)

Report Created: Tue 7 October 2025 16:56 GMT+1 (Note: Timing is based on position data)

Page 3/15

[] Ranking at each section and finish
-:-:- No data available at this section
NA No data available

SCN Saddle cloth number
DNF Did not finish
DNT Did not track

data processed by  TRIPLESDATA



KilcoyProfessional

Race 5: KILCOY EXCHANGE HOTEL BENCHMARK 60 Handicap - 1900m

07 October 2025 - 16:33



Track Rating: Good 3, Weather: Fine, Rail Position: True

Section						600m	400m	200m	Last 600m				
Field Times						0:36.67 (0:11.76)	0:24.91 (0:12.28)	0:12.63 (0:12.63)	0:36.67				
Rank	TAB	Horse/Jockey	Barrier	Top Speed [km/h]	Fastest Section	Margin				Distance Travelled [m]			
11	9	FORT DENISON	10	63.9	0:08.79	0:39.91 [11]	0:27.44 [11]	0:14.36 [11]	29.93L	0:39.91			-6
		Nathan Thomas		1800m	Overall	(0:12.47)	(0:13.08)	(0:14.36)					

Scratched: Man In The Mirror (#4), Katerini (#10)



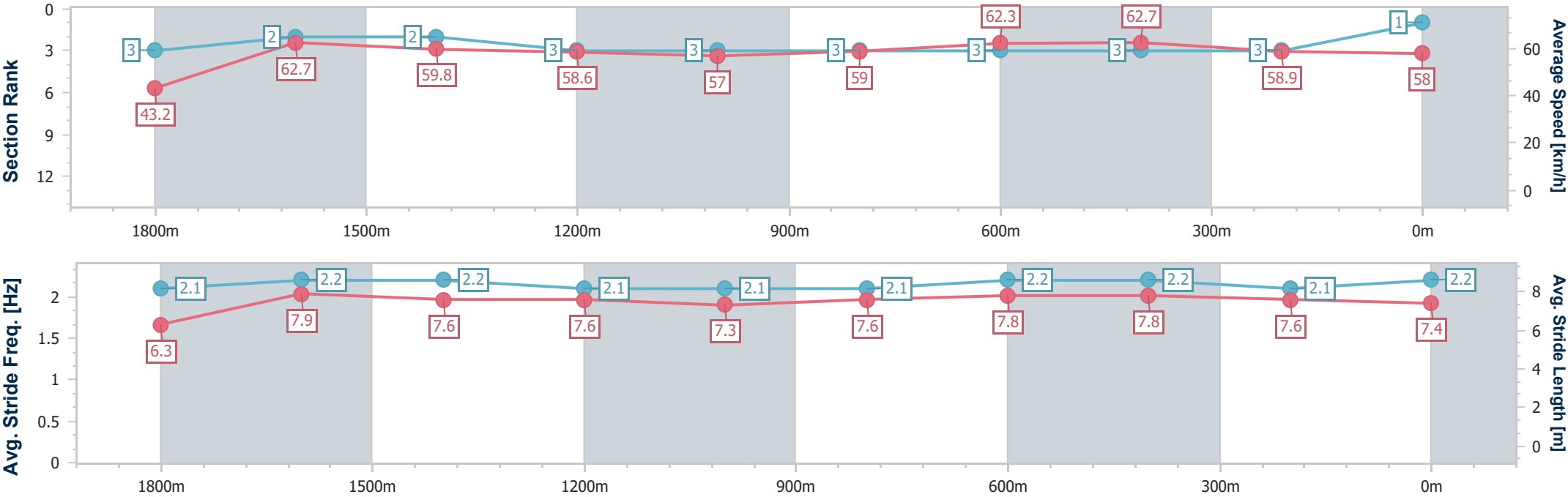
Horse/Jockey Name	Security Advisor
Final Rank	1
Fastest Section Time (Section)	0:08.35 (Overall)
Top Speed [km/h] (Section)	63.9 (1800m)
Race State	Finished



KilcoyProfessional
Race 5: KILCOY EXCHANGE HOTEL BENCHMARK 60
Handicap - 1900m
07 October 2025 - 16:33
Track Rating: Good 3, Weather: Fine, Rail Position: True



Section	Overall	1800m	1600m	1400m	1200m	1000m	800m	600m	400m	200m			
Section Times	1:57.36 [1] (0:08.35)	1:49.01 [3] (0:11.52)	1:37.49 [2] (0:12.07)	1:25.42 [2] (0:12.37)	1:13.05 [3] (0:12.73)	1:00.32 [3] (0:12.29)	0:48.03 [3] (0:11.73)	0:36.30 [3] (0:11.51)	0:24.79 [3] (0:12.33)	0:12.46 [3] (0:12.46)			
Average Speed [km/h]	43.2	62.7	59.8	58.6	57.0	59.0	62.3	62.7	58.9	58.0			
Top Speed [km/h]	62.1	63.9	61.0	59.5	58.1	61.0	63.5	63.4	62.0	58.9			
Avg. Dist. to Rail [m]	6.4	2.5	0.7	1.8	1.6	1.9	2.0	2.3	0.9	3.9			
Avg. Stride Freq. [Hz]	2.1	2.2	2.2	2.1	2.1	2.1	2.2	2.2	2.1	2.2			
Avg. Stride Length [m]	6.3	7.9	7.6	7.6	7.3	7.6	7.8	7.8	7.6	7.4			





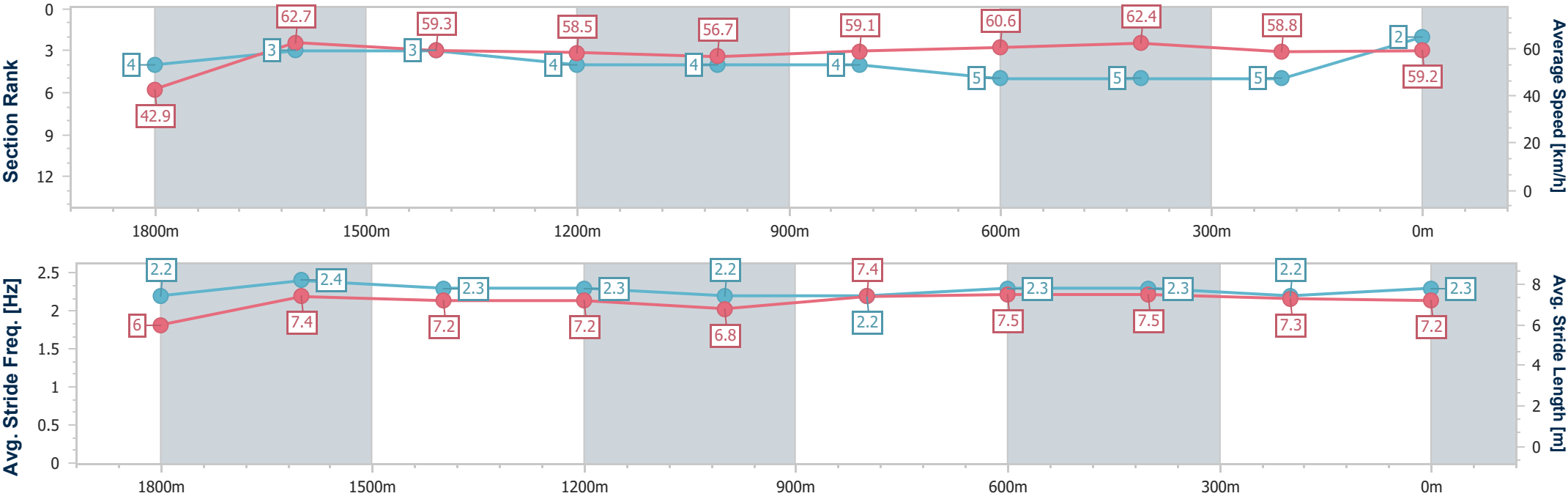
Horse/Jockey Name	Our Orator
Final Rank	2
Fastest Section Time (Section)	0:08.39 (Overall)
Top Speed [km/h] (Section)	64.1 (1800m)
Race State	Finished



KilcoyProfessional
Race 5: KILCOY EXCHANGE HOTEL BENCHMARK 60
Handicap - 1900m
07 October 2025 - 16:33
Track Rating: Good 3, Weather: Fine, Rail Position: True



Section	Overall	1800m	1600m	1400m	1200m	1000m	800m	600m	400m	200m			
Section Times	1:57.51 [2] (0:08.39)	1:49.12 [4] (0:11.52)	1:37.60 [3] (0:12.08)	1:25.52 [3] (0:12.36)	1:13.16 [4] (0:12.73)	1:00.43 [4] (0:12.26)	0:48.17 [4] (0:11.97)	0:36.20 [5] (0:11.56)	0:24.64 [5] (0:12.39)	0:12.25 [5] (0:12.25)			
Average Speed [km/h]	42.9	62.7	59.3	58.5	56.7	59.1	60.6	62.4	58.8	59.2			
Top Speed [km/h]	61.0	64.1	60.6	59.6	57.8	60.5	62.1	63.2	61.4	60.7			
Avg. Dist. to Rail [m]	2.2	0.5	0.3	1.1	0.7	0.9	1.4	2.6	1.4	5.4			
Avg. Stride Freq. [Hz]	2.2	2.4	2.3	2.3	2.2	2.2	2.3	2.3	2.2	2.3			
Avg. Stride Length [m]	6.0	7.4	7.2	7.2	6.8	7.4	7.5	7.5	7.3	7.2			



[] Ranking at each section and finish
-.-.- No data available at this section
NA No data available



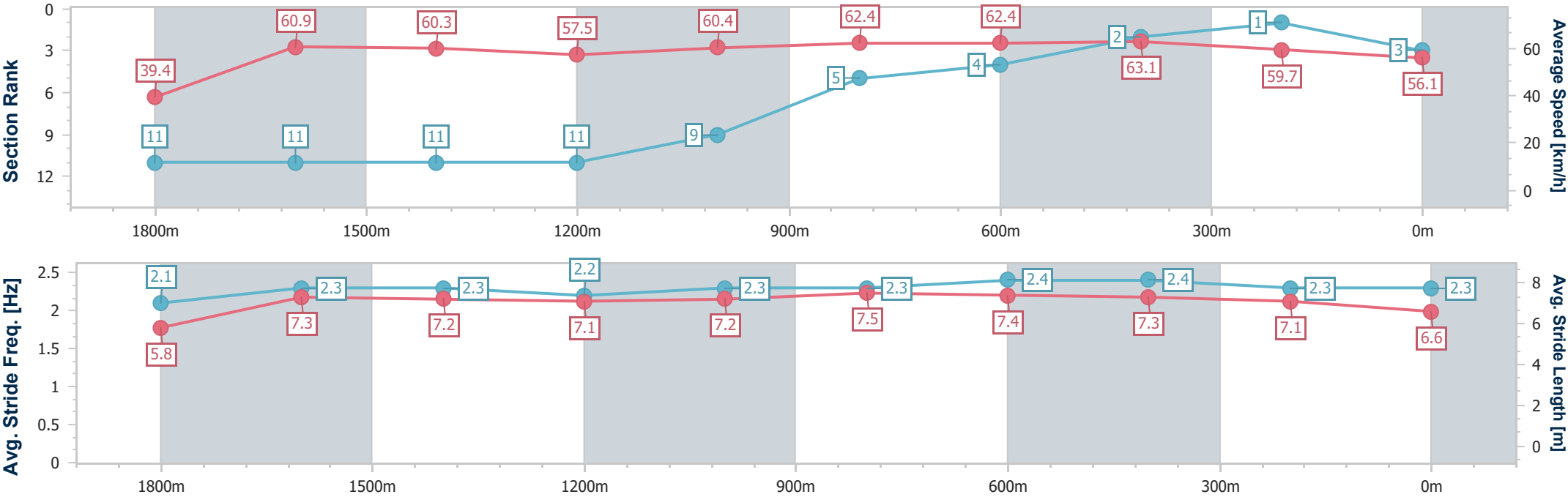
Horse/Jockey Name	Brave Boy
Final Rank	3
Fastest Section Time (Section)	0:09.09 (Overall)
Top Speed [km/h] (Section)	63.9 (600m)
Race State	Finished



KilcoyProfessional
Race 5: KILCOY EXCHANGE HOTEL BENCHMARK 60
Handicap - 1900m
07 October 2025 - 16:33
Track Rating: Good 3, Weather: Fine, Rail Position: True



Section	Overall	1800m	1600m	1400m	1200m	1000m	800m	600m	400m	200m			
Section Times	1:57.61 [3] (0:09.09)	1:48.52 [11] (0:11.88)	1:36.64 [11] (0:12.10)	1:24.54 [11] (0:12.59)	1:11.95 [11] (0:12.07)	0:59.88 [9] (0:11.67)	0:48.21 [5] (0:11.71)	0:36.50 [4] (0:11.42)	0:25.08 [2] (0:12.20)	0:12.88 [1] (0:12.88)			
Average Speed [km/h]	39.4	60.9	60.3	57.5	60.4	62.4	62.4	63.1	59.7	56.1			
Top Speed [km/h]	57.4	63.8	63.7	59.5	62.9	63.3	63.9	63.9	62.6	58.0			
Avg. Dist. to Rail [m]	7.6	2.8	1.8	2.3	2.2	3.0	2.5	2.2	1.4	2.6			
Avg. Stride Freq. [Hz]	2.1	2.3	2.3	2.2	2.3	2.3	2.4	2.4	2.3	2.3			
Avg. Stride Length [m]	5.8	7.3	7.2	7.1	7.2	7.5	7.4	7.3	7.1	6.6			





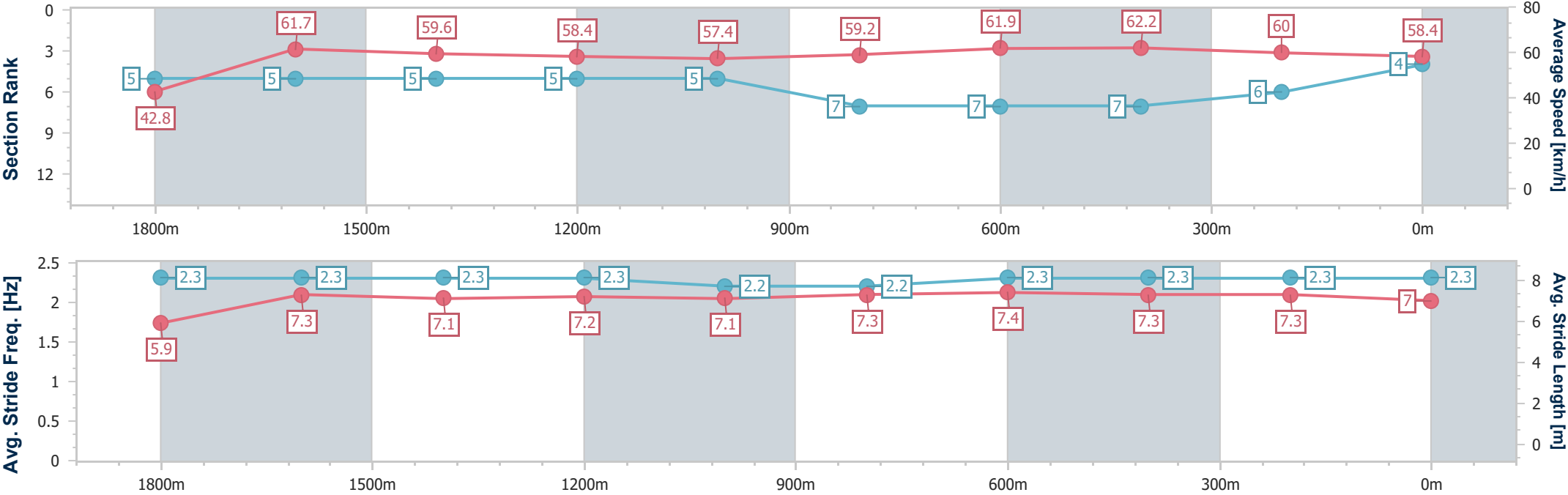
Horse/Jockey Name	Star Chance
Final Rank	4
Fastest Section Time (Section)	0:08.40 (Overall)
Top Speed [km/h] (Section)	65.6 (600m)
Race State	Finished



KilcoyProfessional
Race 5: KILCOY EXCHANGE HOTEL BENCHMARK 60
Handicap - 1900m
07 October 2025 - 16:33
Track Rating: Good 3, Weather: Fine, Rail Position: True



Section	Overall	1800m	1600m	1400m	1200m	1000m	800m	600m	400m	200m			
Section Times	1:57.77 [4] (0:08.40)	1:49.37 [5] (0:11.70)	1:37.67 [5] (0:12.12)	1:25.55 [5] (0:12.37)	1:13.18 [5] (0:12.74)	1:00.44 [5] (0:12.37)	0:48.07 [7] (0:11.89)	0:36.18 [7] (0:11.62)	0:24.56 [7] (0:12.15)	0:12.41 [6] (0:12.41)			
Average Speed [km/h]	42.8	61.7	59.6	58.4	57.4	59.2	61.9	62.2	60.0	58.4			
Top Speed [km/h]	61.2	63.4	61.7	59.6	58.4	60.4	62.9	65.6	61.3	60.2			
Avg. Dist. to Rail [m]	3.7	1.7	1.0	2.0	2.5	3.9	3.3	2.8	1.6	7.1			
Avg. Stride Freq. [Hz]	2.3	2.3	2.3	2.3	2.2	2.2	2.3	2.3	2.3	2.3			
Avg. Stride Length [m]	5.9	7.3	7.1	7.2	7.1	7.3	7.4	7.3	7.3	7.0			





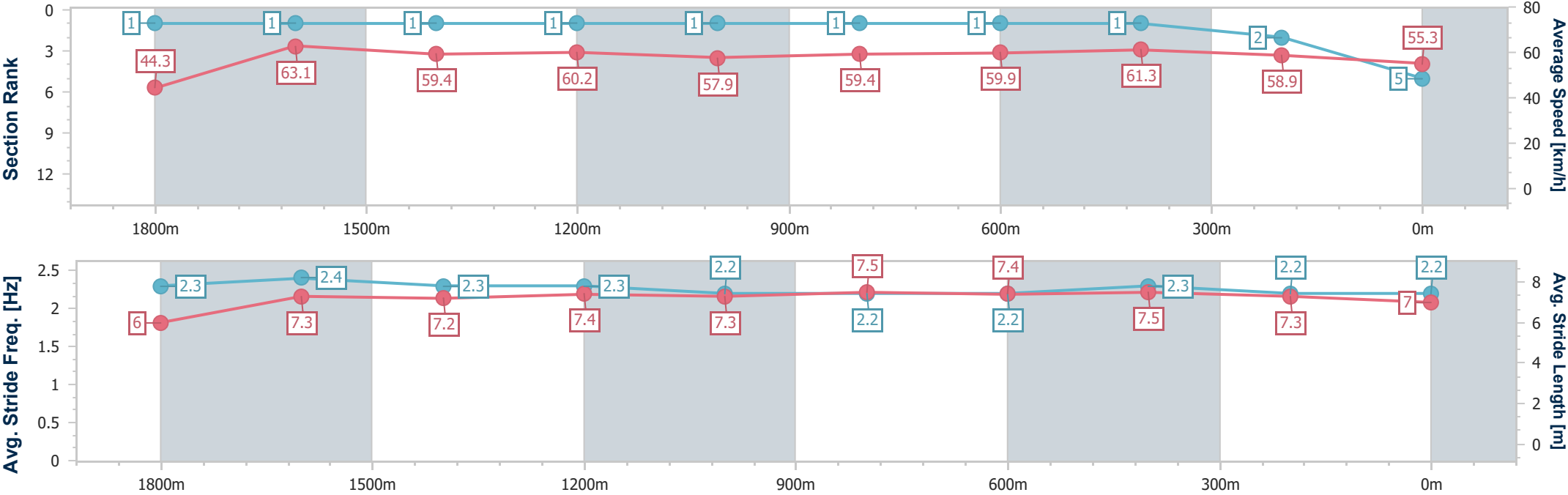
Horse/Jockey Name	Born To Be Alive
Final Rank	5
Fastest Section Time (Section)	0:08.15 (Overall)
Top Speed [km/h] (Section)	65.8 (1800m)
Race State	Finished



KilcoyProfessional
Race 5: KILCOY EXCHANGE HOTEL BENCHMARK 60
Handicap - 1900m
07 October 2025 - 16:33
Track Rating: Good 3, Weather: Fine, Rail Position: True



Section	Overall	1800m	1600m	1400m	1200m	1000m	800m	600m	400m	200m			
Section Times	1:57.79 [5] (0:08.15)	1:49.64 [1] (0:11.46)	1:38.18 [1] (0:12.26)	1:25.92 [1] (0:12.04)	1:13.88 [1] (0:12.47)	1:01.41 [1] (0:12.21)	0:49.20 [1] (0:12.10)	0:37.10 [1] (0:11.76)	0:25.34 [1] (0:12.31)	0:13.03 [2] (0:13.03)			
Average Speed [km/h]	44.3	63.1	59.4	60.2	57.9	59.4	59.9	61.3	58.9	55.3			
Top Speed [km/h]	62.3	65.8	61.4	63.0	59.1	60.1	60.9	62.5	61.4	56.5			
Avg. Dist. to Rail [m]	3.5	1.6	1.7	1.9	0.7	1.5	0.9	2.0	0.9	1.7			
Avg. Stride Freq. [Hz]	2.3	2.4	2.3	2.3	2.2	2.2	2.2	2.3	2.2	2.2			
Avg. Stride Length [m]	6.0	7.3	7.2	7.4	7.3	7.5	7.4	7.5	7.3	7.0			



[] Ranking at each section and finish
- - - - - No data available at this section
NA No data available



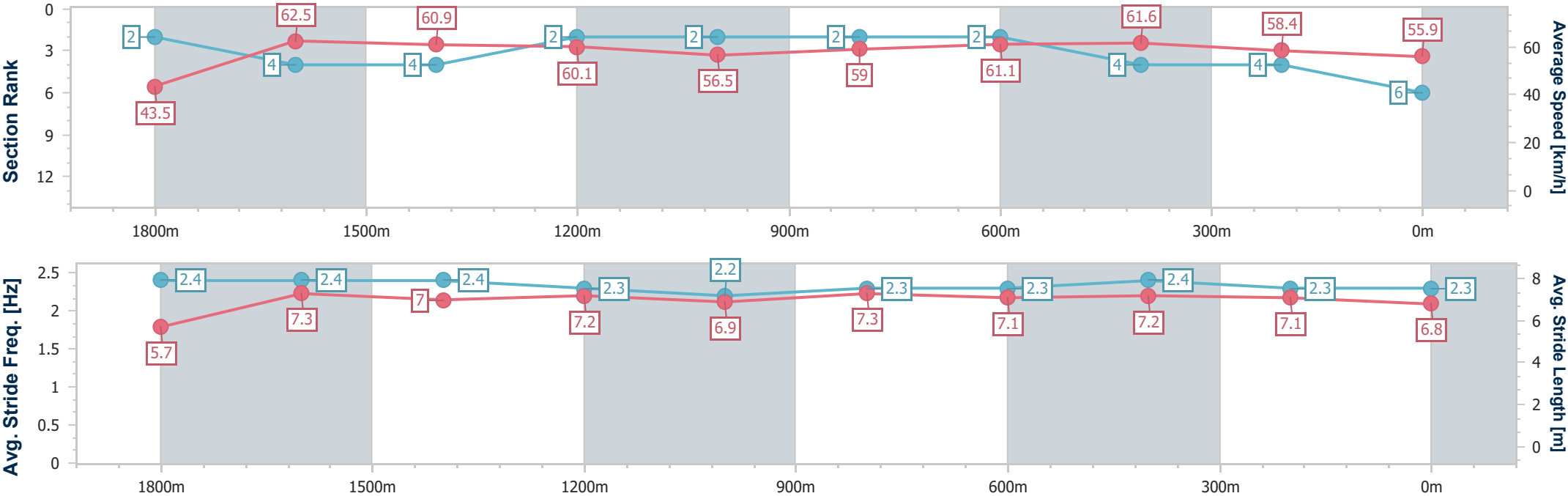
Horse/Jockey Name	Kneze
Final Rank	6
Fastest Section Time (Section)	0:08.27 (Overall)
Top Speed [km/h] (Section)	63.3 (1800m)
Race State	Finished



KilcoyProfessional
Race 5: KILCOY EXCHANGE HOTEL BENCHMARK 60
Handicap - 1900m
07 October 2025 - 16:33
Track Rating: Good 3, Weather: Fine, Rail Position: True



Section	Overall	1800m	1600m	1400m	1200m	1000m	800m	600m	400m	200m			
Section Times	1:57.94 [6] (0:08.27)	1:49.67 [2] (0:11.67)	1:38.00 [4] (0:12.06)	1:25.94 [4] (0:12.05)	1:13.89 [2] (0:12.82)	1:01.07 [2] (0:12.24)	0:48.83 [2] (0:11.86)	0:36.97 [2] (0:11.70)	0:25.27 [4] (0:12.37)	0:12.90 [4] (0:12.90)			
Average Speed [km/h]	43.5	62.5	60.9	60.1	56.5	59.0	61.1	61.6	58.4	55.9			
Top Speed [km/h]	60.1	63.3	61.8	62.1	57.8	59.5	63.0	62.9	60.4	57.1			
Avg. Dist. to Rail [m]	10.6	4.9	3.0	2.8	1.1	0.8	1.0	1.8	0.5	2.6			
Avg. Stride Freq. [Hz]	2.4	2.4	2.4	2.3	2.2	2.3	2.3	2.4	2.3	2.3			
Avg. Stride Length [m]	5.7	7.3	7.0	7.2	6.9	7.3	7.1	7.2	7.1	6.8			





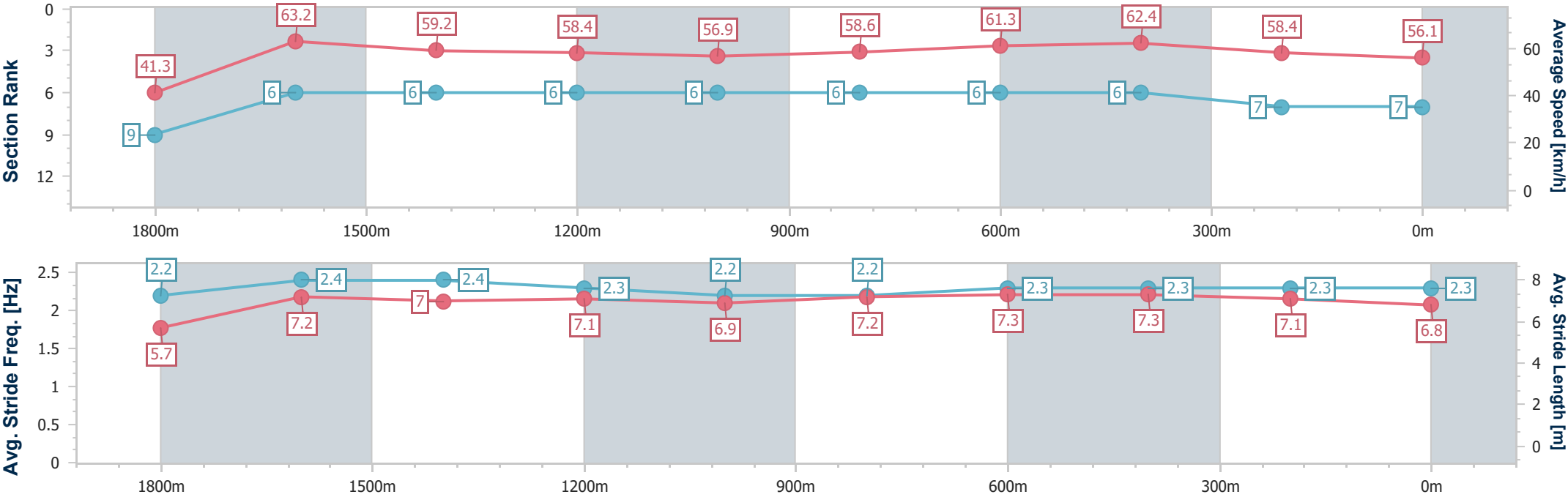
Horse/Jockey Name	He's Viral
Final Rank	7
Fastest Section Time (Section)	0:08.73 (Overall)
Top Speed [km/h] (Section)	64.3 (1800m)
Race State	Finished



KilcoyProfessional
Race 5: KILCOY EXCHANGE HOTEL BENCHMARK 60
Handicap - 1900m
07 October 2025 - 16:33
Track Rating: Good 3, Weather: Fine, Rail Position: True



Section	Overall	1800m	1600m	1400m	1200m	1000m	800m	600m	400m	200m			
Section Times	1:58.19 [7] (0:08.73)	1:49.46 [9] (0:11.40)	1:38.06 [6] (0:12.19)	1:25.87 [6] (0:12.37)	1:13.50 [6] (0:12.68)	1:00.82 [6] (0:12.30)	0:48.52 [6] (0:11.83)	0:36.69 [6] (0:11.55)	0:25.14 [6] (0:12.32)	0:12.82 [7] (0:12.82)			
Average Speed [km/h]	41.3	63.2	59.2	58.4	56.9	58.6	61.3	62.4	58.4	56.1			
Top Speed [km/h]	60.8	64.3	62.4	59.2	57.9	59.9	62.4	63.0	61.3	57.7			
Avg. Dist. to Rail [m]	6.8	0.9	0.4	0.8	0.6	0.6	0.7	0.6	0.4	0.9			
Avg. Stride Freq. [Hz]	2.2	2.4	2.4	2.3	2.2	2.2	2.3	2.3	2.3	2.3			
Avg. Stride Length [m]	5.7	7.2	7.0	7.1	6.9	7.2	7.3	7.3	7.1	6.8			





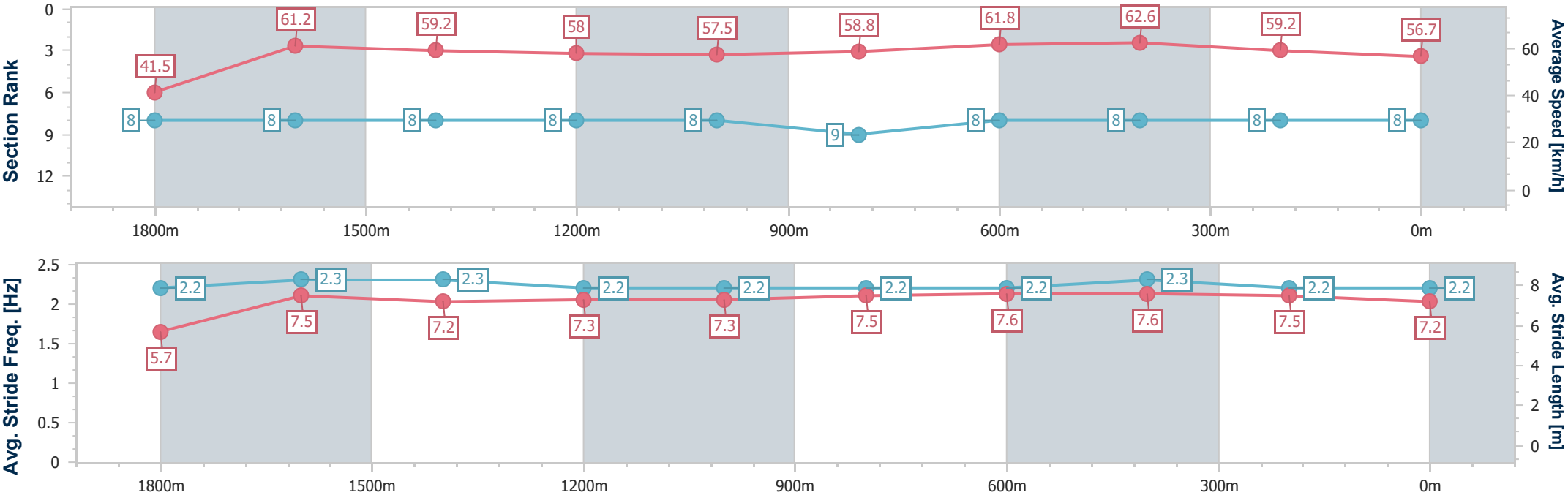
Horse/Jockey Name	Prefer To Dance
Final Rank	8
Fastest Section Time (Section)	0:08.69 (Overall)
Top Speed [km/h] (Section)	64.1 (800m)
Race State	Finished



KilcoyProfessional
Race 5: KILCOY EXCHANGE HOTEL BENCHMARK 60
Handicap - 1900m
07 October 2025 - 16:33
Track Rating: Good 3, Weather: Fine, Rail Position: True



Section	Overall	1800m	1600m	1400m	1200m	1000m	800m	600m	400m	200m			
Section Times	1:58.31 [8] (0:08.69)	1:49.62 [8] (0:11.81)	1:37.81 [8] (0:12.18)	1:25.63 [8] (0:12.44)	1:13.19 [8] (0:12.55)	1:00.64 [8] (0:12.26)	0:48.38 [9] (0:11.76)	0:36.62 [8] (0:11.54)	0:25.08 [8] (0:12.32)	0:12.76 [8] (0:12.76)			
Average Speed [km/h]	41.5	61.2	59.2	58.0	57.5	58.8	61.8	62.6	59.2	56.7			
Top Speed [km/h]	58.8	63.4	61.7	59.4	59.2	59.9	64.1	63.8	62.1	58.2			
Avg. Dist. to Rail [m]	8.8	2.3	0.6	0.8	0.6	0.9	1.6	1.9	1.4	5.9			
Avg. Stride Freq. [Hz]	2.2	2.3	2.3	2.2	2.2	2.2	2.2	2.3	2.2	2.2			
Avg. Stride Length [m]	5.7	7.5	7.2	7.3	7.3	7.5	7.6	7.6	7.5	7.2			





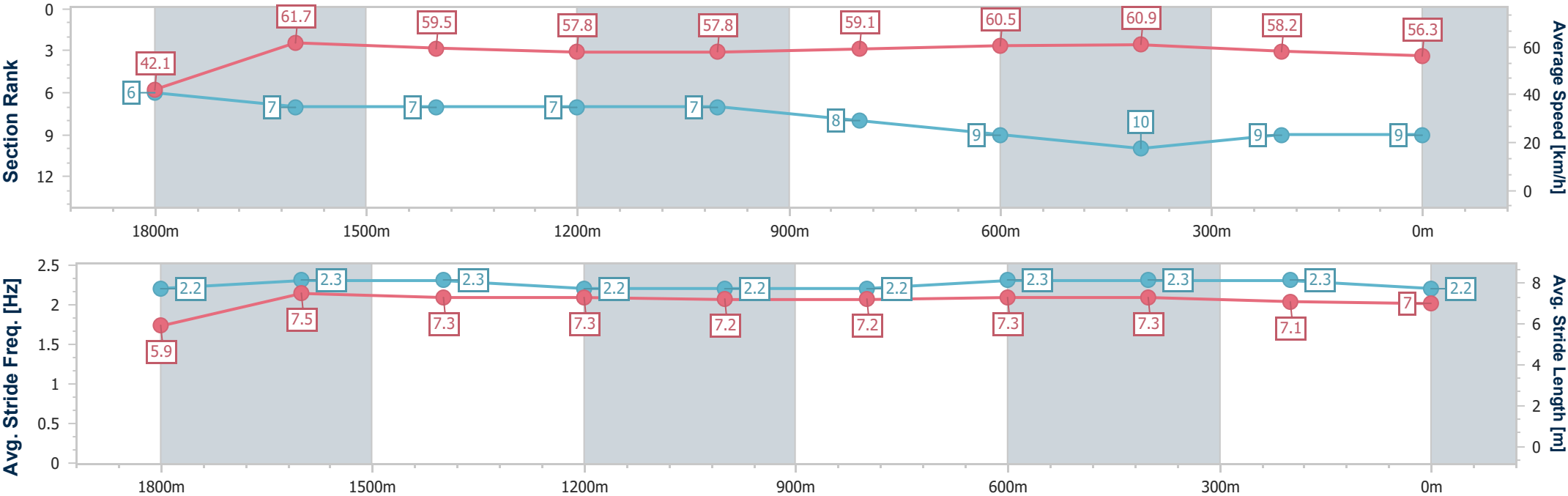
Horse/Jockey Name	Buddy's Tale
Final Rank	9
Fastest Section Time (Section)	0:08.56 (Overall)
Top Speed [km/h] (Section)	63.3 (1800m)
Race State	Finished



KilcoyProfessional
Race 5: KILCOY EXCHANGE HOTEL BENCHMARK 60
Handicap - 1900m
07 October 2025 - 16:33
Track Rating: Good 3, Weather: Fine, Rail Position: True



Section	Overall	1800m	1600m	1400m	1200m	1000m	800m	600m	400m	200m			
Section Times	1:59.00 [9] (0:08.56)	1:50.44 [6] (0:11.73)	1:38.71 [7] (0:12.22)	1:26.49 [7] (0:12.48)	1:14.01 [7] (0:12.57)	1:01.44 [7] (0:12.29)	0:49.15 [8] (0:12.03)	0:37.12 [9] (0:11.88)	0:25.24 [10] (0:12.41)	0:12.83 [9] (0:12.83)			
Average Speed [km/h]	42.1	61.7	59.5	57.8	57.8	59.1	60.5	60.9	58.2	56.3			
Top Speed [km/h]	58.9	63.3	61.3	59.3	58.8	59.7	61.9	62.3	59.6	58.0			
Avg. Dist. to Rail [m]	5.7	2.4	1.6	1.9	1.3	1.8	2.5	1.9	0.5	2.0			
Avg. Stride Freq. [Hz]	2.2	2.3	2.3	2.2	2.2	2.2	2.3	2.3	2.3	2.2			
Avg. Stride Length [m]	5.9	7.5	7.3	7.3	7.2	7.2	7.3	7.3	7.1	7.0			





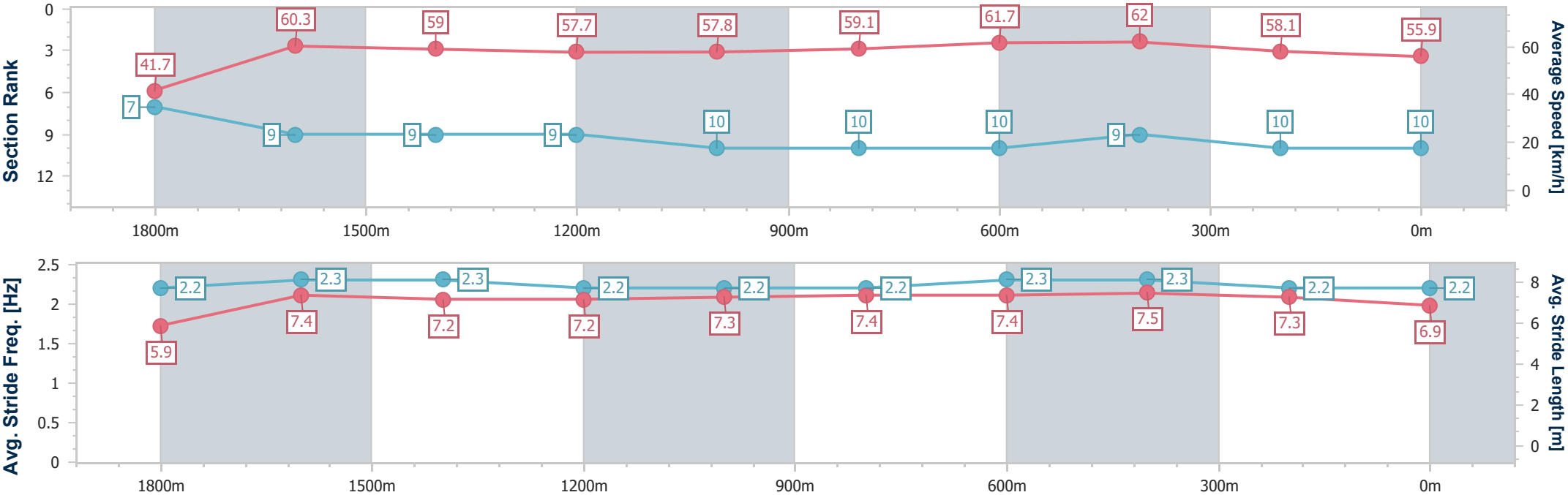
Horse/Jockey Name	Oakfield Eagle
Final Rank	10
Fastest Section Time (Section)	0:08.58 (Overall)
Top Speed [km/h] (Section)	63.4 (600m)
Race State	Finished



KilcoyProfessional
Race 5: KILCOY EXCHANGE HOTEL BENCHMARK 60
Handicap - 1900m
07 October 2025 - 16:33
Track Rating: Good 3, Weather: Fine, Rail Position: True



Section	Overall	1800m	1600m	1400m	1200m	1000m	800m	600m	400m	200m			
Section Times	1:59.26 [10] (0:08.58)	1:50.68 [7] (0:11.99)	1:38.69 [9] (0:12.34)	1:26.35 [9] (0:12.47)	1:13.88 [9] (0:12.51)	1:01.37 [10] (0:12.19)	0:49.18 [10] (0:11.90)	0:37.28 [10] (0:11.70)	0:25.58 [9] (0:12.68)	0:12.90 [10] (0:12.90)			
Average Speed [km/h]	41.7	60.3	59.0	57.7	57.8	59.1	61.7	62.0	58.1	55.9			
Top Speed [km/h]	58.4	61.8	60.7	58.4	58.8	60.9	63.1	63.4	59.9	57.7			
Avg. Dist. to Rail [m]	8.3	3.0	1.3	1.4	0.3	0.5	3.1	3.7	2.7	3.4			
Avg. Stride Freq. [Hz]	2.2	2.3	2.3	2.2	2.2	2.2	2.3	2.3	2.2	2.2			
Avg. Stride Length [m]	5.9	7.4	7.2	7.2	7.3	7.4	7.4	7.5	7.3	6.9			





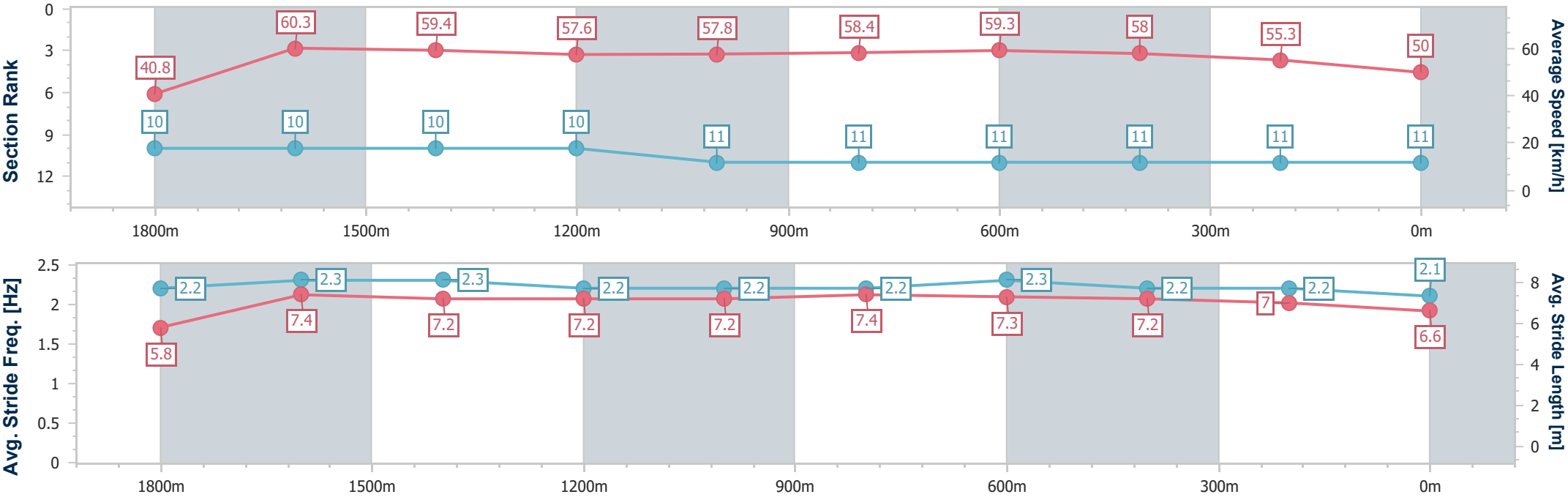
Horse/Jockey Name	Fort Denison
Final Rank	11
Fastest Section Time (Section)	0:08.79 (Overall)
Top Speed [km/h] (Section)	63.9 (1800m)
Race State	Finished



KilcoyProfessional
Race 5: KILCOY EXCHANGE HOTEL BENCHMARK 60
Handicap - 1900m
07 October 2025 - 16:33
Track Rating: Good 3, Weather: Fine, Rail Position: True



Section	Overall	1800m	1600m	1400m	1200m	1000m	800m	600m	400m	200m			
Section Times	2:02.45 [11] (0:08.79)	1:53.66 [10] (0:12.06)	1:41.60 [10] (0:12.13)	1:29.47 [10] (0:12.54)	1:16.93 [10] (0:12.55)	1:04.38 [11] (0:12.34)	0:52.04 [11] (0:12.13)	0:39.91 [11] (0:12.47)	0:27.44 [11] (0:13.08)	0:14.36 [11] (0:14.36)			
Average Speed [km/h]	40.8	60.3	59.4	57.6	57.8	58.4	59.3	58.0	55.3	50.0			
Top Speed [km/h]	55.1	63.9	61.8	60.1	60.1	59.2	60.2	58.6	56.6	54.7			
Avg. Dist. to Rail [m]	10.1	3.2	0.7	0.9	1.6	0.7	0.4	1.3	0.5	2.7			
Avg. Stride Freq. [Hz]	2.2	2.3	2.3	2.2	2.2	2.2	2.3	2.2	2.2	2.1			
Avg. Stride Length [m]	5.8	7.4	7.2	7.2	7.2	7.4	7.3	7.2	7.0	6.6			





KilcoyProfessional
Race 6: LADBROKES SPRING HOSTED POTS BENCHMARK 60
Handicap - 1500m
07 October 2025 - 17:01



Track Rating: Good 3, Weather: Fine, Rail Position: True

Section					Overall	1400m	1200m	1000m	800m	600m	400m	Last 600m		
Field Times					1:30.38 (0:07.65)	1:22.73 (0:10.96)	1:11.77 (0:11.06)	1:00.71 (0:11.06)	0:49.65 (0:11.62)	0:38.03 (0:11.97)	0:26.06 (0:12.57)	0:38.03		
Rank	TAB	Horse/Jockey	Barrier	Top Speed [km/h]	Fastest Section									Distance Travelled [m]
1	6	BANDIT	1	65.9	0:07.91	1:30.38 [1]	1:22.47 [4]	1:11.18 [5]	0:59.54 [7]	0:48.27 [5]	0:36.79 [5]	0:25.24 [5]	0:36.79	
		Nathan Thomas		1400m	Overall	(0:07.91)	(0:11.29)	(0:11.64)	(0:11.27)	(0:11.48)	(0:11.55)	(0:12.22)		
2	5	WARRIOR HEAD	7	66.8	0:07.96	1:30.40 [2]	1:22.44 [6]	1:11.25 [4]	0:59.83 [3]	0:48.74 [3]	0:37.28 [3]	0:25.95 [2]	0:37.28	-1
		Danny Peisley		1000m	Overall	(0:07.96)	(0:11.19)	(0:11.42)	(0:11.09)	(0:11.46)	(0:11.33)	(0:12.44)		
3	9	CALYX ROSE	10	67.6	0:07.87	1:30.55 [3]	1:22.68 [3]	1:11.78 [2]	1:00.30 [2]	0:49.24 [2]	0:37.65 [2]	0:26.02 [3]	0:37.65	+10
		Luke Dempsey		1400m	Overall	(0:07.87)	(0:10.90)	(0:11.48)	(0:11.06)	(0:11.59)	(0:11.63)	(0:12.71)		
4	8	BEST COFFEE	4	65.8	0:07.83	1:30.69 [4]	1:22.86 [2]	1:11.44 [7]	0:59.86 [6]	0:48.56 [6]	0:36.95 [6]	0:25.54 [6]	0:36.95	+23
		Les Tilley		1400m	Overall	(0:07.83)	(0:11.42)	(0:11.58)	(0:11.30)	(0:11.61)	(0:11.41)	(0:12.52)		
5	3	SON OF BEEBEE	2	65.7	0:08.06	1:30.72 [5]	1:22.66 [8]	1:11.31 [8]	0:59.63 [8]	0:48.27 [8]	0:36.76 [7]	0:25.26 [7]	0:36.76	+18
		Stacey Callow		1400m	Overall	(0:08.06)	(0:11.35)	(0:11.68)	(0:11.36)	(0:11.51)	(0:11.50)	(0:12.38)		
6	12	BEAT HOLLOW	9	68.2	0:07.65	1:30.78 [6]	1:23.13 [1]	1:12.17 [1]	1:01.11 [1]	0:50.05 [1]	0:38.43 [1]	0:26.46 [1]	0:38.43	+0
		Scott Sheargold		1400m	Overall	(0:07.65)	(0:10.96)	(0:11.06)	(0:11.06)	(0:11.62)	(0:11.97)	(0:12.71)		
7	10	FUNKY ME	5	67.4	0:07.94	1:30.96 [7]	1:23.02 [5]	1:11.88 [3]	1:00.33 [4]	0:49.10 [4]	0:37.49 [4]	0:25.86 [4]	0:37.49	+6
		Jai Williams		1400m	Overall	(0:07.94)	(0:11.14)	(0:11.55)	(0:11.23)	(0:11.61)	(0:11.63)	(0:12.61)		
8	4	BOKUDEN	8	64.7	0:08.56	1:31.42 [8]	1:22.86 [10]	1:11.33 [10]	0:59.66 [10]	0:48.12 [10]	0:36.63 [10]	0:25.35 [9]	0:36.63	+5
		Montana Philpot		600m	Overall	(0:08.56)	(0:11.53)	(0:11.67)	(0:11.54)	(0:11.49)	(0:11.28)	(0:12.36)		
9	11	MEANASENKO	6	66.2	0:07.97	1:32.62 [9]	1:24.65 [7]	1:13.41 [6]	1:01.85 [5]	0:50.28 [7]	0:38.65 [8]	0:26.60 [8]	0:38.65	+4
		Noriyuki Masuda		1400m	Overall	(0:07.97)	(0:11.24)	(0:11.56)	(0:11.57)	(0:11.63)	(0:12.05)	(0:12.92)		
10	1	RAFFISH	3	64.3	0:08.14	1:32.72 [10]	1:24.58 [9]	1:13.11 [9]	1:01.46 [9]	0:49.92 [9]	0:38.10 [9]	0:26.31 [10]	0:38.10	+17
		Shakira Bailey		1400m	Overall	(0:08.14)	(0:11.47)	(0:11.65)	(0:11.54)	(0:11.82)	(0:11.79)	(0:12.81)		

Scratched: Hell Of A Prince (#14), Hokkaido (#2), Seacryption (#13), Better Yet (#7)



KilcoyProfessional
Race 6: LADBROKES SPRING HOSTED POTS BENCHMARK 60
Handicap - 1500m
07 October 2025 - 17:01



Track Rating: Good 3, Weather: Fine, Rail Position: True

Section Field Times				200m 0:13.49 (0:13.49)				Last 600m 0:38.03	
Rank	TAB	Horse/Jockey	Barrier	Top Speed [km/h]	Fastest Section	Margin		Distance Travelled [m]	
1	6	BANDIT	1	65.9	0:07.91	0:13.02 [4]	1:30.38	0:36.79	
		Nathan Thomas		1400m	Overall	(0:13.02)			
2	5	WARRIOR HEAD	7	66.8	0:07.96	0:13.51 [1]	0.11L	0:37.28	-1
		Danny Peisley		1000m	Overall	(0:13.51)			
3	9	CALYX ROSE	10	67.6	0:07.87	0:13.31 [3]	1L	0:37.65	+10
		Luke Dempsey		1400m	Overall	(0:13.31)			
4	8	BEST COFFEE	4	65.8	0:07.83	0:13.02 [5]	1.81L	0:36.95	+23
		Les Tilley		1400m	Overall	(0:13.02)			
5	3	SON OF BEEBEE	2	65.7	0:08.06	0:12.88 [7]	2.01L	0:36.76	+18
		Stacey Callow		1400m	Overall	(0:12.88)			
6	12	BEAT HOLLOW	9	68.2	0:07.65	0:13.75 [2]	2.38L	0:38.43	+0
		Scott Sheargold		1400m	Overall	(0:13.75)			
7	10	FUNKY ME	5	67.4	0:07.94	0:13.25 [6]	3.44L	0:37.49	+6
		Jai Williams		1400m	Overall	(0:13.25)			
8	4	BOKUDEN	8	64.7	0:08.56	0:12.99 [8]	6.11L	0:36.63	+5
		Montana Philpot		600m	Overall	(0:12.99)			
9	11	MEANASENKO	6	66.2	0:07.97	0:13.68 [9]	13.15L	0:38.65	+4
		Noriyuki Masuda		1400m	Overall	(0:13.68)			
10	1	RAFFISH	3	64.3	0:08.14	0:13.50 [10]	13.76L	0:38.10	+17
		Shakira Bailey		1400m	Overall	(0:13.50)			

Scratched: Hell Of A Prince (#14), Hokkaido (#2), Seacryption (#13), Better Yet (#7)



Horse/Jockey Name	Bandit
Final Rank	1
Fastest Section Time (Section)	0:07.91 (Overall)
Top Speed [km/h] (Section)	65.9 (1400m)
Race State	Finished



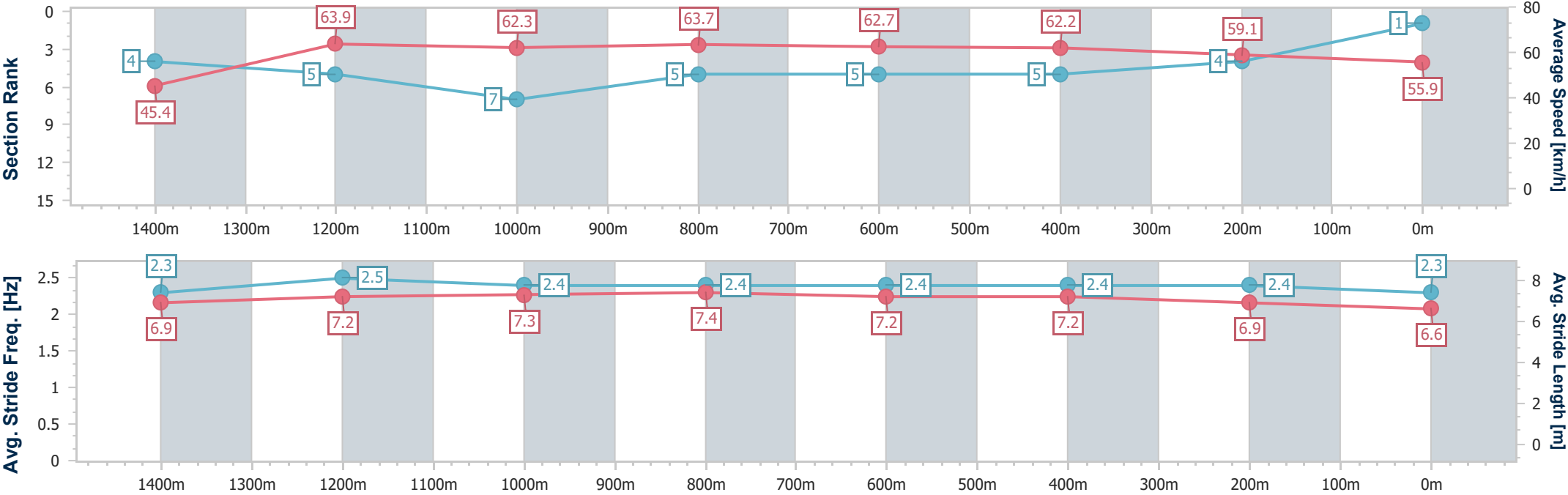
KilcoyProfessional
Race 6: LADBROKES SPRING HOSTED POTS BENCHMARK 60
Handicap - 1500m



07 October 2025 - 17:01

Track Rating: Good 3, Weather: Fine, Rail Position: True

Section	Overall	1400m	1200m	1000m	800m	600m	400m	200m					
Section Times	1:30.38 [1] (0:07.91)	1:22.47 [4] (0:11.29)	1:11.18 [5] (0:11.64)	0:59.54 [7] (0:11.27)	0:48.27 [5] (0:11.48)	0:36.79 [5] (0:11.55)	0:25.24 [5] (0:12.22)	0:13.02 [4] (0:13.02)					
Average Speed [km/h]	45.4	63.9	62.3	63.7	62.7	62.2	59.1	55.9					
Top Speed [km/h]	61.4	65.9	64.1	64.8	64.3	62.8	61.2	57.4					
Avg. Dist. to Rail [m]	3.0	0.6	1.1	0.5	0.6	0.4	0.6	1.6					
Avg. Stride Freq. [Hz]	2.3	2.5	2.4	2.4	2.4	2.4	2.4	2.3					
Avg. Stride Length [m]	6.9	7.2	7.3	7.4	7.2	7.2	6.9	6.6					



- [] Ranking at each section and finish
- .-.- No data available at this section
- NA No data available



Horse/Jockey Name	Warrior Head
Final Rank	2
Fastest Section Time (Section)	0:07.96 (Overall)
Top Speed [km/h] (Section)	66.8 (1000m)
Race State	Finished



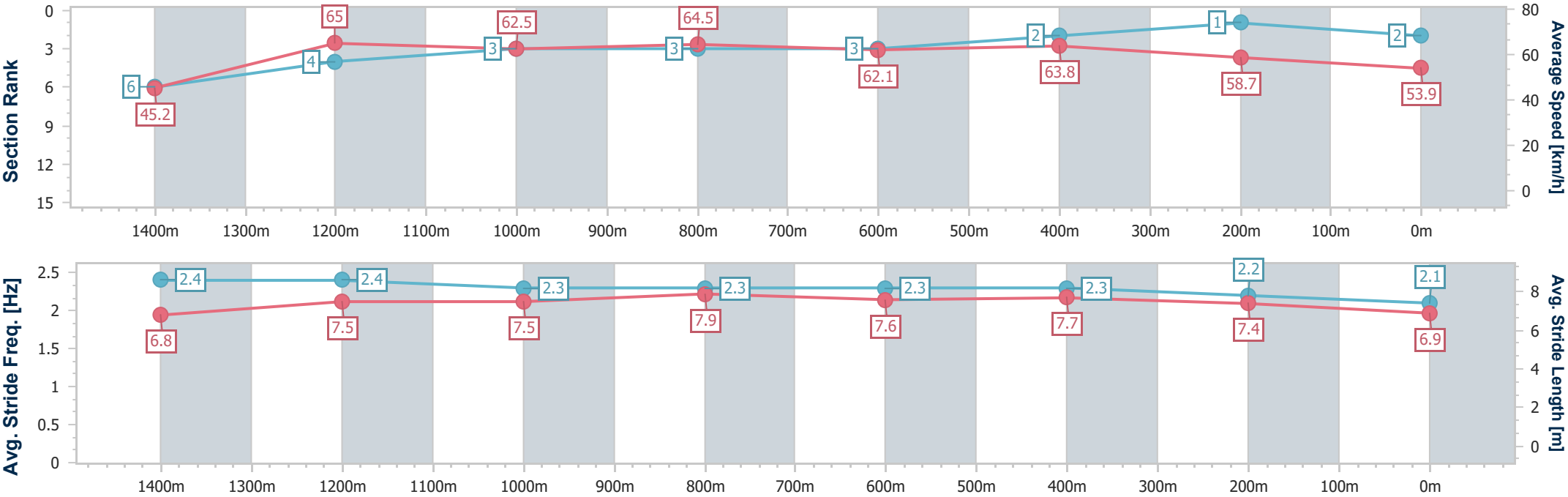
KilcoyProfessional
Race 6: LADBROKES SPRING HOSTED POTS BENCHMARK 60
Handicap - 1500m



07 October 2025 - 17:01

Track Rating: Good 3, Weather: Fine, Rail Position: True

Section	Overall	1400m	1200m	1000m	800m	600m	400m	200m					
Section Times	1:30.40 [2] (0:07.96)	1:22.44 [6] (0:11.19)	1:11.25 [4] (0:11.42)	0:59.83 [3] (0:11.09)	0:48.74 [3] (0:11.46)	0:37.28 [3] (0:11.33)	0:25.95 [2] (0:12.44)	0:13.51 [1] (0:13.51)					
Average Speed [km/h]	45.2	65.0	62.5	64.5	62.1	63.8	58.7	53.9					
Top Speed [km/h]	63.4	66.2	64.7	66.8	62.8	65.5	63.2	55.3					
Avg. Dist. to Rail [m]	12.8	5.2	1.7	2.1	1.5	1.9	1.9	4.8					
Avg. Stride Freq. [Hz]	2.4	2.4	2.3	2.3	2.3	2.3	2.2	2.1					
Avg. Stride Length [m]	6.8	7.5	7.5	7.9	7.6	7.7	7.4	6.9					



- [] Ranking at each section and finish
- .-.- No data available at this section
- NA No data available



Horse/Jockey Name	Calyx Rose
Final Rank	3
Fastest Section Time (Section)	0:07.87 (Overall)
Top Speed [km/h] (Section)	67.6 (1400m)
Race State	Finished



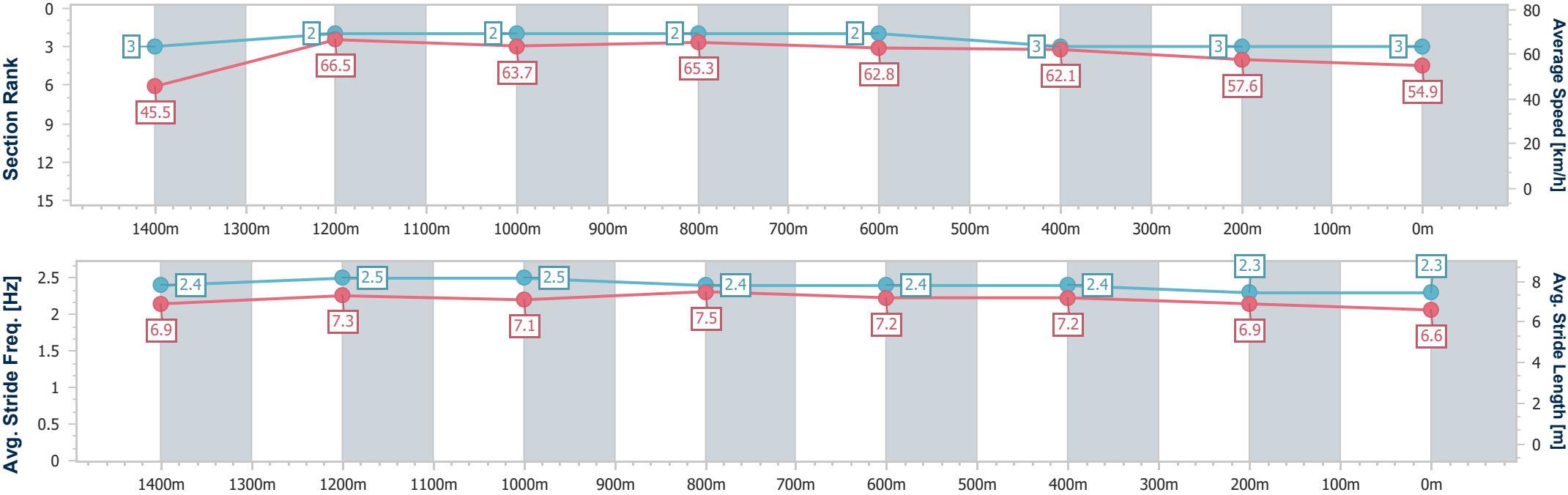
KilcoyProfessional
Race 6: LADBROKES SPRING HOSTED POTS BENCHMARK 60
Handicap - 1500m



07 October 2025 - 17:01

Track Rating: Good 3, Weather: Fine, Rail Position: True

Section	Overall	1400m	1200m	1000m	800m	600m	400m	200m					
Section Times	1:30.55 [3] (0:07.87)	1:22.68 [3] (0:10.90)	1:11.78 [2] (0:11.48)	1:00.30 [2] (0:11.06)	0:49.24 [2] (0:11.59)	0:37.65 [2] (0:11.63)	0:26.02 [3] (0:12.71)	0:13.31 [3] (0:13.31)					
Average Speed [km/h]	45.5	66.5	63.7	65.3	62.8	62.1	57.6	54.9					
Top Speed [km/h]	65.2	67.6	66.1	67.3	64.6	62.7	60.5	56.9					
Avg. Dist. to Rail [m]	10.5	3.9	2.3	1.7	1.4	1.4	2.0	6.5					
Avg. Stride Freq. [Hz]	2.4	2.5	2.5	2.4	2.4	2.4	2.3	2.3					
Avg. Stride Length [m]	6.9	7.3	7.1	7.5	7.2	7.2	6.9	6.6					





Horse/Jockey Name	Best Coffee
Final Rank	4
Fastest Section Time (Section)	0:07.83 (Overall)
Top Speed [km/h] (Section)	65.8 (1400m)
Race State	Finished



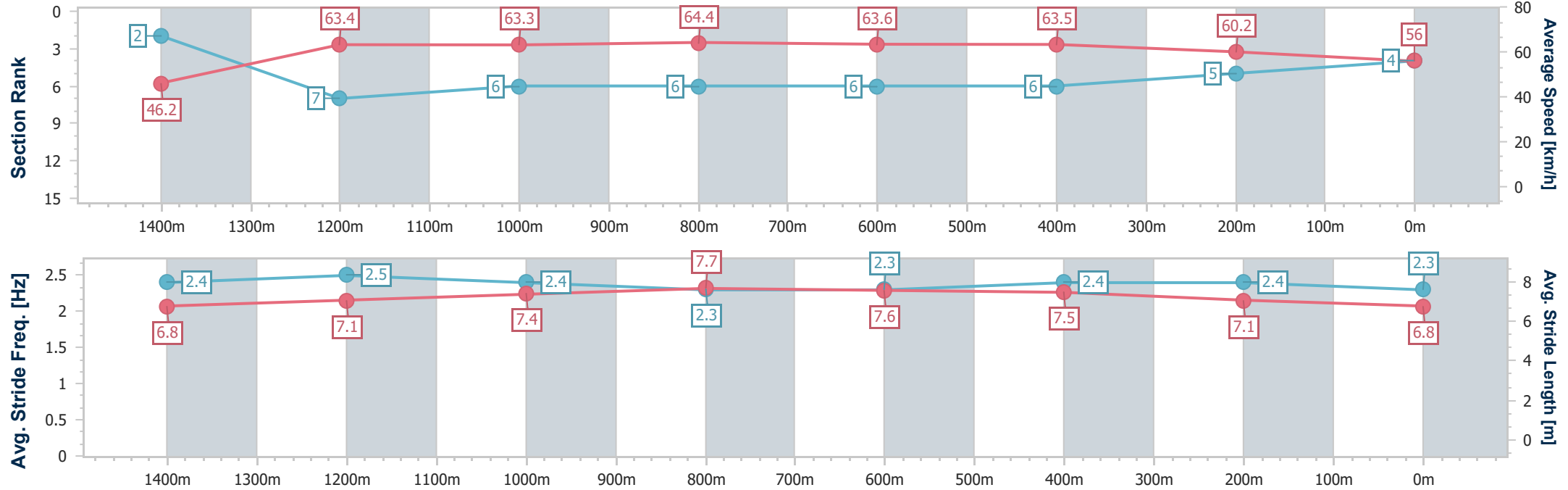
KilcoyProfessional
Race 6: LADBROKES SPRING HOSTED POTS BENCHMARK 60
Handicap - 1500m



07 October 2025 - 17:01

Track Rating: Good 3, Weather: Fine, Rail Position: True

Section	Overall	1400m	1200m	1000m	800m	600m	400m	200m					
Section Times	1:30.69 [4] (0:07.83)	1:22.86 [2] (0:11.42)	1:11.44 [7] (0:11.58)	0:59.86 [6] (0:11.30)	0:48.56 [6] (0:11.61)	0:36.95 [6] (0:11.41)	0:25.54 [6] (0:12.52)	0:13.02 [5] (0:13.02)					
Average Speed [km/h]	46.2	63.4	63.3	64.4	63.6	63.5	60.2	56.0					
Top Speed [km/h]	60.8	65.8	65.4	65.5	64.6	65.1	62.4	58.5					
Avg. Dist. to Rail [m]	3.7	1.6	2.7	3.3	4.1	4.7	5.9	8.5					
Avg. Stride Freq. [Hz]	2.4	2.5	2.4	2.3	2.3	2.4	2.4	2.3					
Avg. Stride Length [m]	6.8	7.1	7.4	7.7	7.6	7.5	7.1	6.8					





Horse/Jockey Name	Son Of Beebee
Final Rank	5
Fastest Section Time (Section)	0:08.06 (Overall)
Top Speed [km/h] (Section)	65.7 (1400m)
Race State	Finished



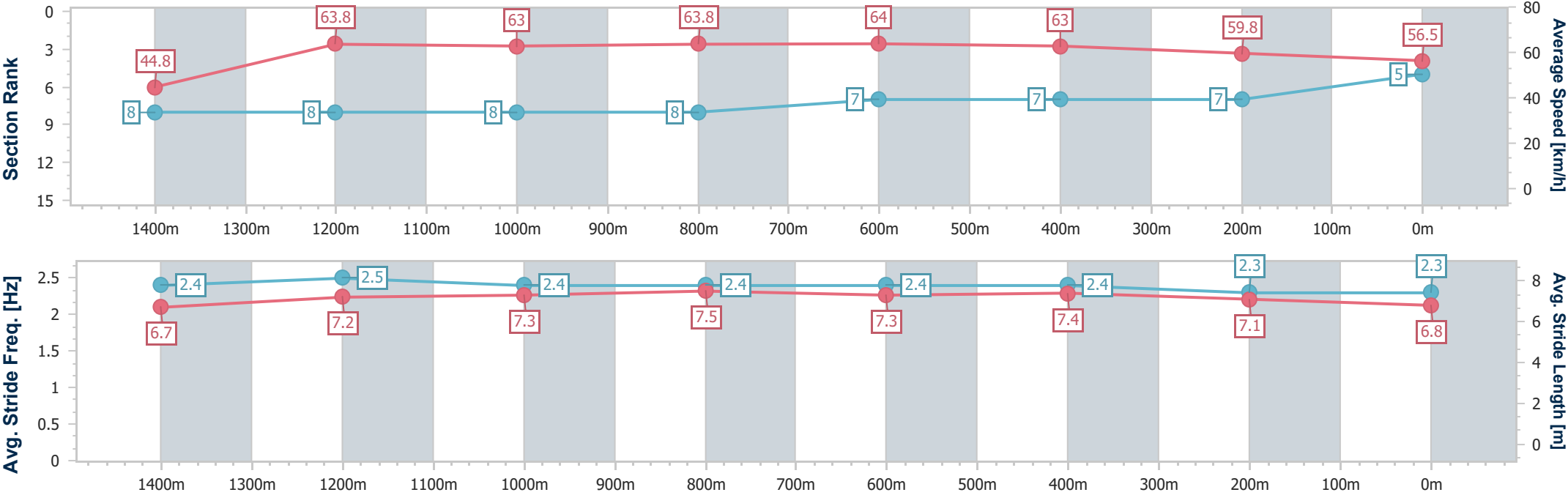
KilcoyProfessional
Race 6: LADBROKES SPRING HOSTED POTS BENCHMARK 60
Handicap - 1500m



07 October 2025 - 17:01

Track Rating: Good 3, Weather: Fine, Rail Position: True

Section	Overall	1400m	1200m	1000m	800m	600m	400m	200m					
Section Times	1:30.72 [5] (0:08.06)	1:22.66 [8] (0:11.35)	1:11.31 [8] (0:11.68)	0:59.63 [8] (0:11.36)	0:48.27 [8] (0:11.51)	0:36.76 [7] (0:11.50)	0:25.26 [7] (0:12.38)	0:12.88 [7] (0:12.88)					
Average Speed [km/h]	44.8	63.8	63.0	63.8	64.0	63.0	59.8	56.5					
Top Speed [km/h]	64.1	65.7	63.9	65.1	65.4	64.4	62.0	57.7					
Avg. Dist. to Rail [m]	4.5	2.2	3.0	2.6	3.6	4.0	3.2	3.5					
Avg. Stride Freq. [Hz]	2.4	2.5	2.4	2.4	2.4	2.4	2.3	2.3					
Avg. Stride Length [m]	6.7	7.2	7.3	7.5	7.3	7.4	7.1	6.8					





Horse/Jockey Name	Beat Hollow
Final Rank	6
Fastest Section Time (Section)	0:07.65 (Overall)
Top Speed [km/h] (Section)	68.2 (1400m)
Race State	Finished



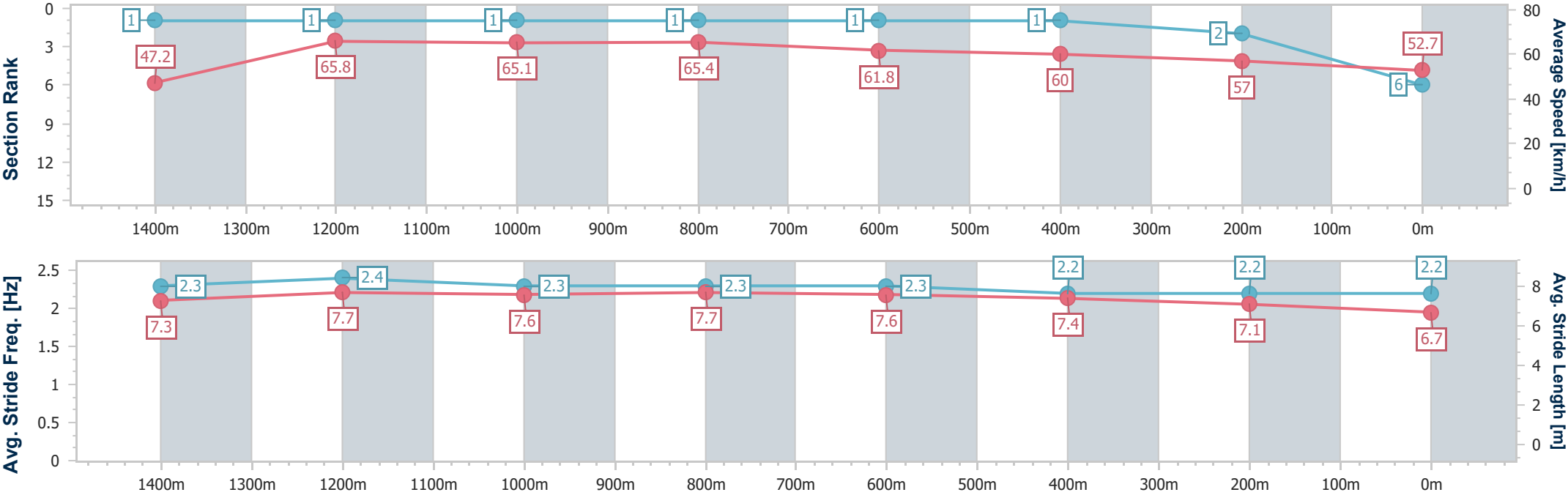
KilcoyProfessional
Race 6: LADBROKES SPRING HOSTED POTS BENCHMARK 60
Handicap - 1500m



07 October 2025 - 17:01

Track Rating: Good 3, Weather: Fine, Rail Position: True

Section	Overall	1400m	1200m	1000m	800m	600m	400m	200m					
Section Times	1:30.78 [6] (0:07.65)	1:23.13 [1] (0:10.96)	1:12.17 [1] (0:11.06)	1:01.11 [1] (0:11.06)	0:50.05 [1] (0:11.62)	0:38.43 [1] (0:11.97)	0:26.46 [1] (0:12.71)	0:13.75 [2] (0:13.75)					
Average Speed [km/h]	47.2	65.8	65.1	65.4	61.8	60.0	57.0	52.7					
Top Speed [km/h]	64.8	68.2	68.1	66.6	63.8	61.0	59.5	54.6					
Avg. Dist. to Rail [m]	9.7	3.1	0.3	0.5	0.4	0.3	0.5	3.2					
Avg. Stride Freq. [Hz]	2.3	2.4	2.3	2.3	2.3	2.2	2.2	2.2					
Avg. Stride Length [m]	7.3	7.7	7.6	7.7	7.6	7.4	7.1	6.7					





Horse/Jockey Name	Funky Me
Final Rank	7
Fastest Section Time (Section)	0:07.94 (Overall)
Top Speed [km/h] (Section)	67.4 (1400m)
Race State	Finished



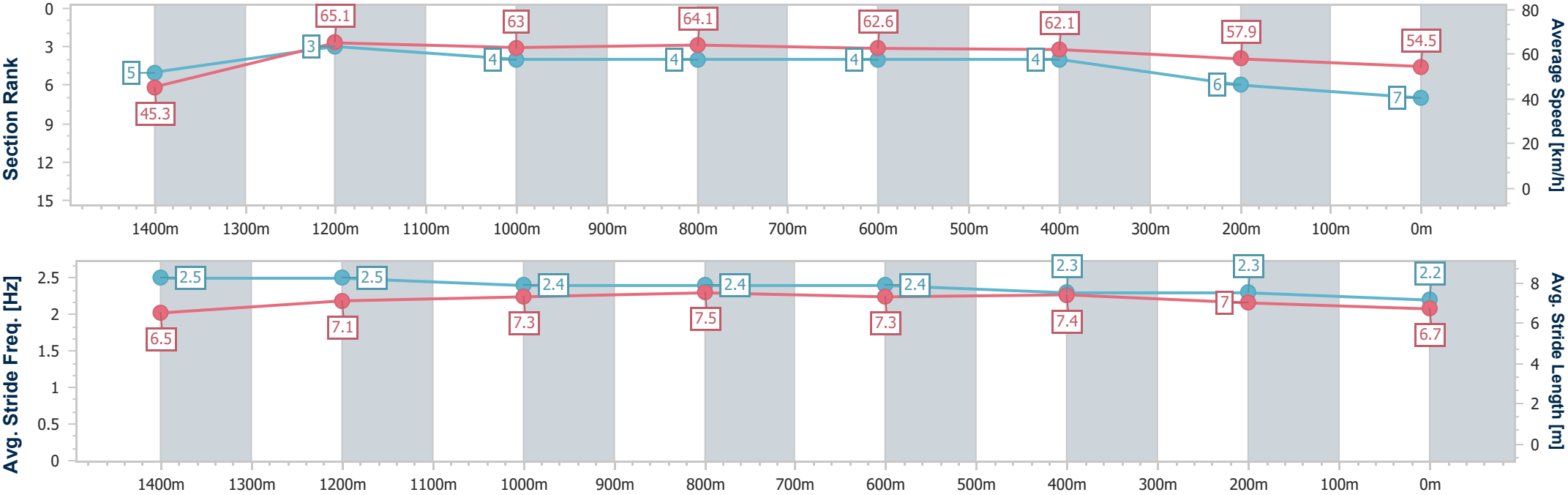
KilcoyProfessional
Race 6: LADBROKES SPRING HOSTED POTS BENCHMARK 60
Handicap - 1500m



07 October 2025 - 17:01

Track Rating: Good 3, Weather: Fine, Rail Position: True

Section	Overall	1400m	1200m	1000m	800m	600m	400m	200m					
Section Times	1:30.96 [7] (0:07.94)	1:23.02 [5] (0:11.14)	1:11.88 [3] (0:11.55)	1:00.33 [4] (0:11.23)	0:49.10 [4] (0:11.61)	0:37.49 [4] (0:11.63)	0:25.86 [4] (0:12.61)	0:13.25 [6] (0:13.25)					
Average Speed [km/h]	45.3	65.1	63.0	64.1	62.6	62.1	57.9	54.5					
Top Speed [km/h]	61.5	67.4	64.7	65.0	64.4	63.2	61.3	56.7					
Avg. Dist. to Rail [m]	6.9	2.4	1.8	1.6	1.4	1.6	1.8	1.6					
Avg. Stride Freq. [Hz]	2.5	2.5	2.4	2.4	2.4	2.3	2.3	2.2					
Avg. Stride Length [m]	6.5	7.1	7.3	7.5	7.3	7.4	7.0	6.7					



- [] Ranking at each section and finish
- .-.- No data available at this section
- NA No data available



Horse/Jockey Name	Bokuden
Final Rank	8
Fastest Section Time (Section)	0:08.56 (Overall)
Top Speed [km/h] (Section)	64.7 (600m)
Race State	Finished



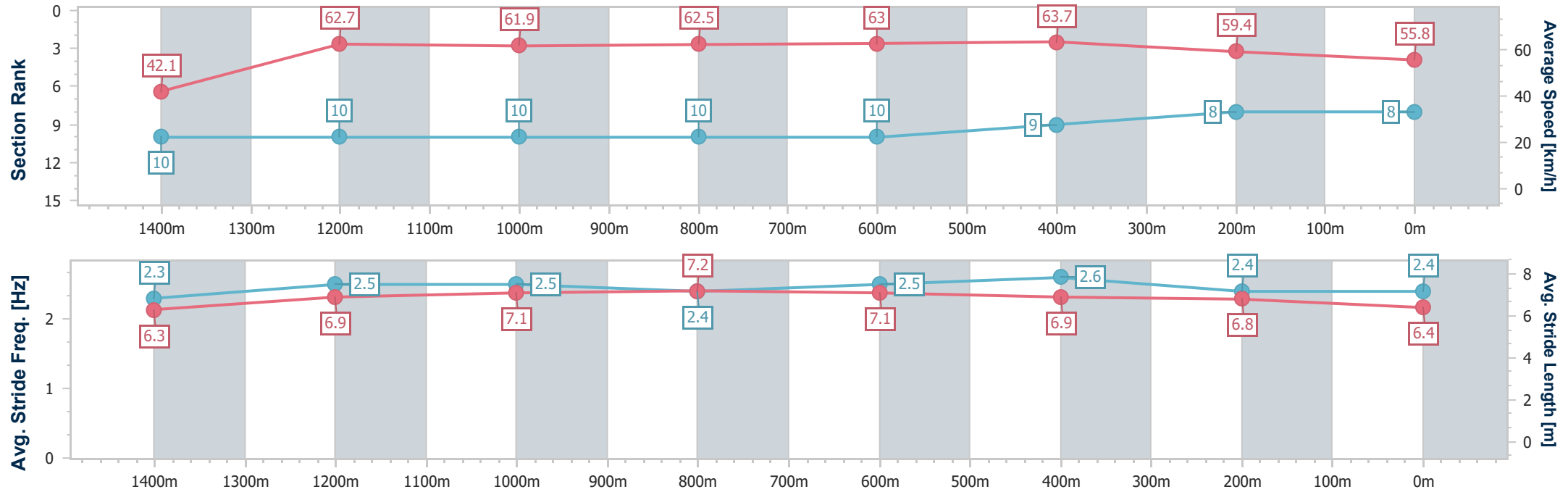
KilcoyProfessional
Race 6: LADBROKES SPRING HOSTED POTS BENCHMARK 60
Handicap - 1500m



07 October 2025 - 17:01

Track Rating: Good 3, Weather: Fine, Rail Position: True

Section	Overall	1400m	1200m	1000m	800m	600m	400m	200m					
Section Times	1:31.42 [8] (0:08.56)	1:22.86 [10] (0:11.53)	1:11.33 [10] (0:11.67)	0:59.66 [10] (0:11.54)	0:48.12 [10] (0:11.49)	0:36.63 [10] (0:11.28)	0:25.35 [9] (0:12.36)	0:12.99 [8] (0:12.99)					
Average Speed [km/h]	42.1	62.7	61.9	62.5	63.0	63.7	59.4	55.8					
Top Speed [km/h]	59.0	64.1	62.6	63.0	64.0	64.7	62.5	56.6					
Avg. Dist. to Rail [m]	7.4	1.3	0.6	0.9	0.9	2.0	1.9	2.1					
Avg. Stride Freq. [Hz]	2.3	2.5	2.5	2.4	2.5	2.6	2.4	2.4					
Avg. Stride Length [m]	6.3	6.9	7.1	7.2	7.1	6.9	6.8	6.4					





Horse/Jockey Name	Meanasenko
Final Rank	9
Fastest Section Time (Section)	0:07.97 (Overall)
Top Speed [km/h] (Section)	66.2 (1400m)
Race State	Finished



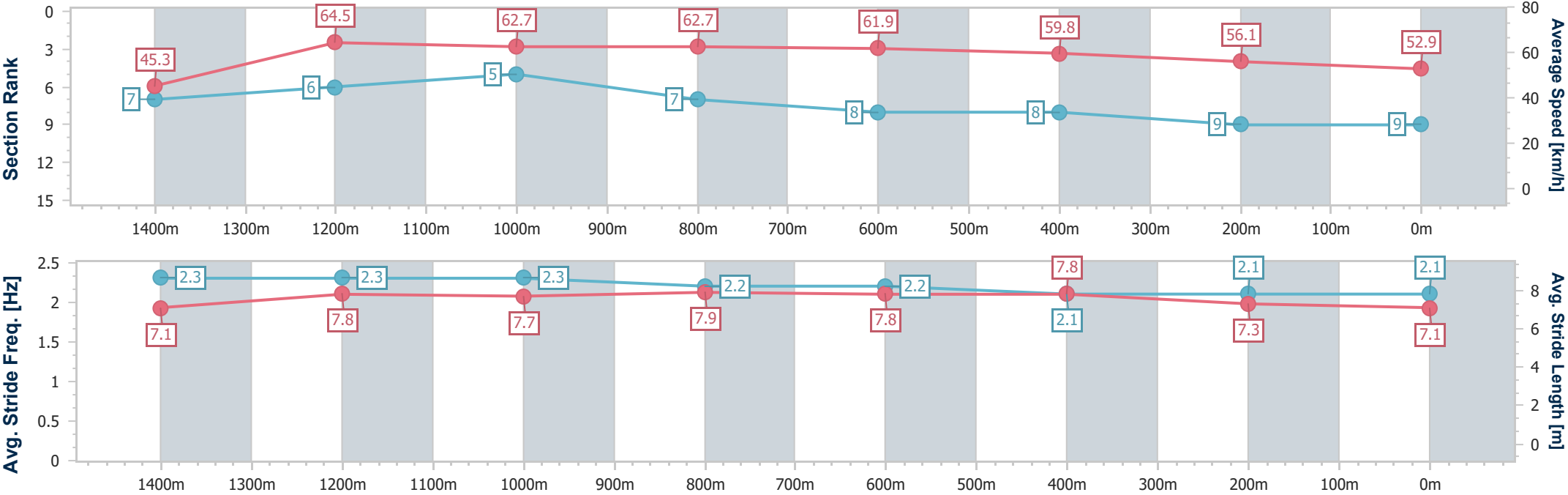
KilcoyProfessional
Race 6: LADBROKES SPRING HOSTED POTS BENCHMARK 60
Handicap - 1500m



07 October 2025 - 17:01

Track Rating: Good 3, Weather: Fine, Rail Position: True

Section	Overall	1400m	1200m	1000m	800m	600m	400m	200m					
Section Times	1:32.62 [9] (0:07.97)	1:24.65 [7] (0:11.24)	1:13.41 [6] (0:11.56)	1:01.85 [5] (0:11.57)	0:50.28 [7] (0:11.63)	0:38.65 [8] (0:12.05)	0:26.60 [8] (0:12.92)	0:13.68 [9] (0:13.68)					
Average Speed [km/h]	45.3	64.5	62.7	62.7	61.9	59.8	56.1	52.9					
Top Speed [km/h]	61.2	66.2	63.8	63.4	63.2	61.6	58.0	54.5					
Avg. Dist. to Rail [m]	7.0	2.8	1.8	1.7	0.6	1.3	0.6	2.1					
Avg. Stride Freq. [Hz]	2.3	2.3	2.3	2.2	2.2	2.1	2.1	2.1					
Avg. Stride Length [m]	7.1	7.8	7.7	7.9	7.8	7.8	7.3	7.1					





Horse/Jockey Name	Raffish
Final Rank	10
Fastest Section Time (Section)	0:08.14 (Overall)
Top Speed [km/h] (Section)	64.3 (1400m)
Race State	Finished



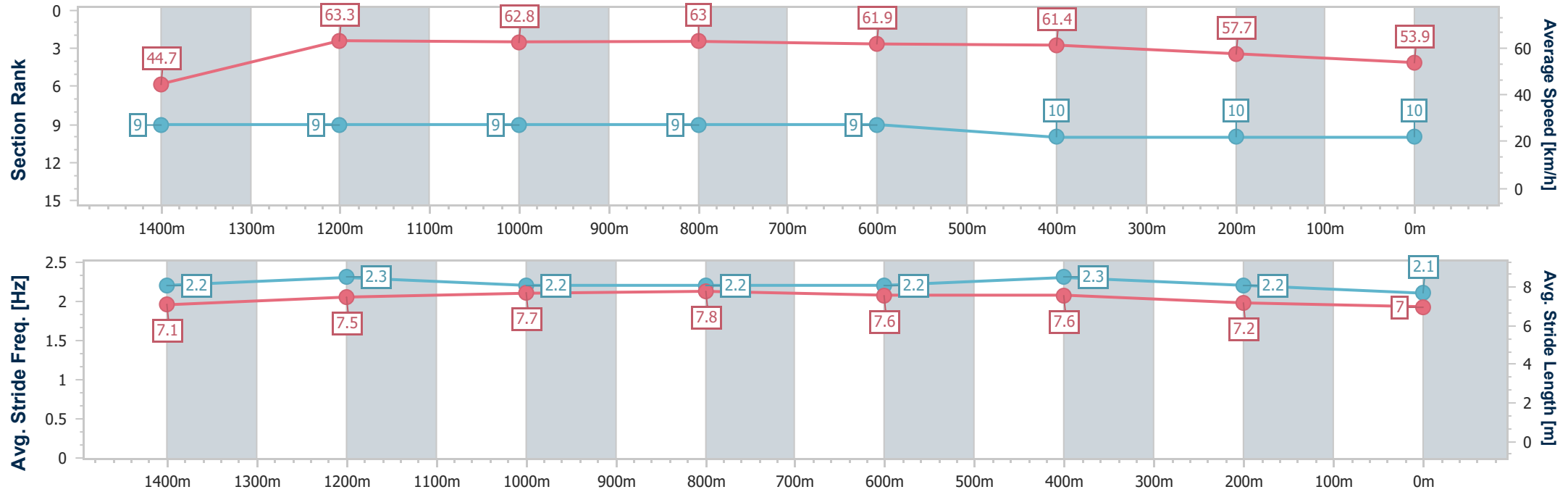
KilcoyProfessional
Race 6: LADBROKES SPRING HOSTED POTS BENCHMARK 60
Handicap - 1500m



07 October 2025 - 17:01

Track Rating: Good 3, Weather: Fine, Rail Position: True

Section	Overall	1400m	1200m	1000m	800m	600m	400m	200m					
Section Times	1:32.72 [10] (0:08.14)	1:24.58 [9] (0:11.47)	1:13.11 [9] (0:11.65)	1:01.46 [9] (0:11.54)	0:49.92 [9] (0:11.82)	0:38.10 [9] (0:11.79)	0:26.31 [10] (0:12.81)	0:13.50 [10] (0:13.50)					
Average Speed [km/h]	44.7	63.3	62.8	63.0	61.9	61.4	57.7	53.9					
Top Speed [km/h]	61.6	64.3	63.7	63.4	63.0	62.1	60.1	55.8					
Avg. Dist. to Rail [m]	6.2	3.5	2.6	2.8	2.7	4.2	3.4	4.4					
Avg. Stride Freq. [Hz]	2.2	2.3	2.2	2.2	2.2	2.3	2.2	2.1					
Avg. Stride Length [m]	7.1	7.5	7.7	7.8	7.6	7.6	7.2	7.0					





KilcoyProfessional
Race 7: KILCOY FREE ENTRY SUPER SPRING SUN HARNESS RACES
26 OCTOBER RATINGS BAND 0 - 55 Handicap - 1200m
07 October 2025 - 17:35



Track Rating: Good 3, Weather: Fine, Rail Position: True

Section						Overall	1000m	800m	600m	400m	200m	Last 600m		
Field Times						1:10.06 (0:12.36)	0:57.70 (0:10.84)	0:46.86 (0:11.25)	0:35.61 (0:11.22)	0:24.39 (0:11.86)	0:12.53 (0:12.53)	0:35.61		
Rank	TAB	Horse/Jockey	Barrier	Top Speed [km/h]	Fastest Section							Margin	Distance Travelled [m]	
1	6	MISS ZERMATT	3	69.0	0:10.82	1:10.06 [1]	0:57.27 [7]	0:46.45 [5]	0:35.16 [5]	0:24.10 [5]	0:12.35 [2]	1:10.06	0:35.16	
		Jai Williams		Overall	1000m	(0:12.79)	(0:10.82)	(0:11.29)	(0:11.06)	(0:11.75)	(0:12.35)			
2	12	HALF MOON ROO	7	68.2	0:10.85	1:10.41 [2]	0:57.64 [6]	0:46.79 [6]	0:35.45 [7]	0:24.27 [6]	0:12.27 [6]	2.05L	0:35.45	+5
		Kayla Johnston		Overall	1000m	(0:12.77)	(0:10.85)	(0:11.34)	(0:11.18)	(0:12.00)	(0:12.27)			
3	9	ARTOPIA	2	68.2	0:10.81	1:10.46 [3]	0:57.98 [3]	0:47.17 [2]	0:35.99 [2]	0:24.71 [2]	0:12.71 [4]	2.36L	0:35.99	+6
		Les Tilley		Overall	1000m	(0:12.48)	(0:10.81)	(0:11.18)	(0:11.28)	(0:12.00)	(0:12.71)			
4	3	BEE EXACT	6	68.7	0:11.01	1:10.53 [4]	0:58.17 [1]	0:47.16 [4]	0:35.90 [4]	0:24.61 [4]	0:12.79 [3]	2.78L	0:35.90	-4
		Olivia Kendal		Overall	1000m	(0:12.36)	(0:11.01)	(0:11.26)	(0:11.29)	(0:11.82)	(0:12.79)			
5	4	NINE CIGARS	10	69.5	0:10.76	1:10.54 [5]	0:58.10 [2]	0:47.34 [1]	0:36.09 [1]	0:24.87 [1]	0:13.01 [1]	2.81L	0:36.09	-5
		Morgan Butler		1000m	1000m	(0:12.44)	(0:10.76)	(0:11.25)	(0:11.22)	(0:11.86)	(0:13.01)			
6	13	PRESS YES	9	69.9	0:10.72	1:10.76 [6]	0:58.17 [4]	0:47.45 [3]	0:36.22 [3]	0:24.90 [3]	0:12.78 [5]	4.15L	0:36.22	+6
		Nozi Tomizawa		Overall	1000m	(0:12.59)	(0:10.72)	(0:11.23)	(0:11.32)	(0:12.12)	(0:12.78)			
7	10	GRANDEUR ROSE	5	68.3	0:10.91	1:10.87 [7]	0:58.01 [8]	0:47.10 [8]	0:35.96 [6]	0:24.70 [7]	0:12.64 [7]	4.79L	0:35.96	+0
		Montana Philpot		Overall	1000m	(0:12.86)	(0:10.91)	(0:11.14)	(0:11.26)	(0:12.06)	(0:12.64)			
8	18	DARLING HEART	1	67.6	0:11.04	1:11.09 [8]	0:57.90 [10]	0:46.86 [10]	0:35.72 [10]	0:24.66 [8]	0:12.80 [8]	6.09L	0:35.72	-7
		Amelia Heinrich		Overall	1000m	(0:13.19)	(0:11.04)	(0:11.14)	(0:11.06)	(0:11.86)	(0:12.80)			
9	14	DOUBLESARKATTACK	8	67.6	0:11.01	1:11.15 [9]	0:58.10 [9]	0:47.09 [9]	0:35.81 [9]	0:24.49 [10]	0:12.56 [9]	6.4L	0:35.81	+13
		Shakira Bailey		800m	1000m	(0:13.05)	(0:11.01)	(0:11.28)	(0:11.32)	(0:11.93)	(0:12.56)			
10	15	SUNSHINYDAY	11	68.9	0:10.98	1:11.35 [10]	0:58.65 [5]	0:47.67 [7]	0:36.29 [8]	0:24.90 [9]	0:12.64 [10]	7.62L	0:36.29	+9
		Stacey Callow		Overall	1000m	(0:12.70)	(0:10.98)	(0:11.38)	(0:11.39)	(0:12.26)	(0:12.64)			

Scratched: Paballo (#5), Field Agent (#17), Li'l Rex (#11), Red Toffee (#1), Maxie Tap (#16), Earliston (#19), May (#2), Making History (#7)



KilcoyProfessional
Race 7: KILCOY FREE ENTRY SUPER SPRING SUN HARNESS RACES
26 OCTOBER RATINGS BAND 0 - 55 Handicap - 1200m
07 October 2025 - 17:35



Track Rating: Good 3, Weather: Fine, Rail Position: True

Section					Overall	1000m	800m	600m	400m	200m	Last 600m			
Field Times					1:10.06 (0:12.36)	0:57.70 (0:10.84)	0:46.86 (0:11.25)	0:35.61 (0:11.22)	0:24.39 (0:11.86)	0:12.53 (0:12.53)	0:35.61			
Rank	TAB	Horse/Jockey	Barrier	Top Speed [km/h]	Fastest Section						Margin	Distance Travelled [m]		
11	8	ABOVE THE WORLD	4	68.0	0:10.86	1:11.45 [11]	0:57.98 [11]	0:47.12 [11]	0:35.83 [11]	0:24.77 [11]	0:12.67 [11]	8.21L	0:35.83	+6
		Colleen Krahnen		800m	1000m	(0:13.47)	(0:10.86)	(0:11.29)	(0:11.06)	(0:12.10)	(0:12.67)			

Scratched: Paballo (#5), Field Agent (#17), Li'l Rex (#11), Red Toffee (#1), Maxie Tap (#16), Earliston (#19), May (#2), Making History (#7)



Horse/Jockey Name	Miss Zermatt
Final Rank	1
Fastest Section Time (Section)	0:10.82 (1000m)
Top Speed [km/h] (Section)	69.0 (Overall)
Race State	Finished



KilcoyProfessional

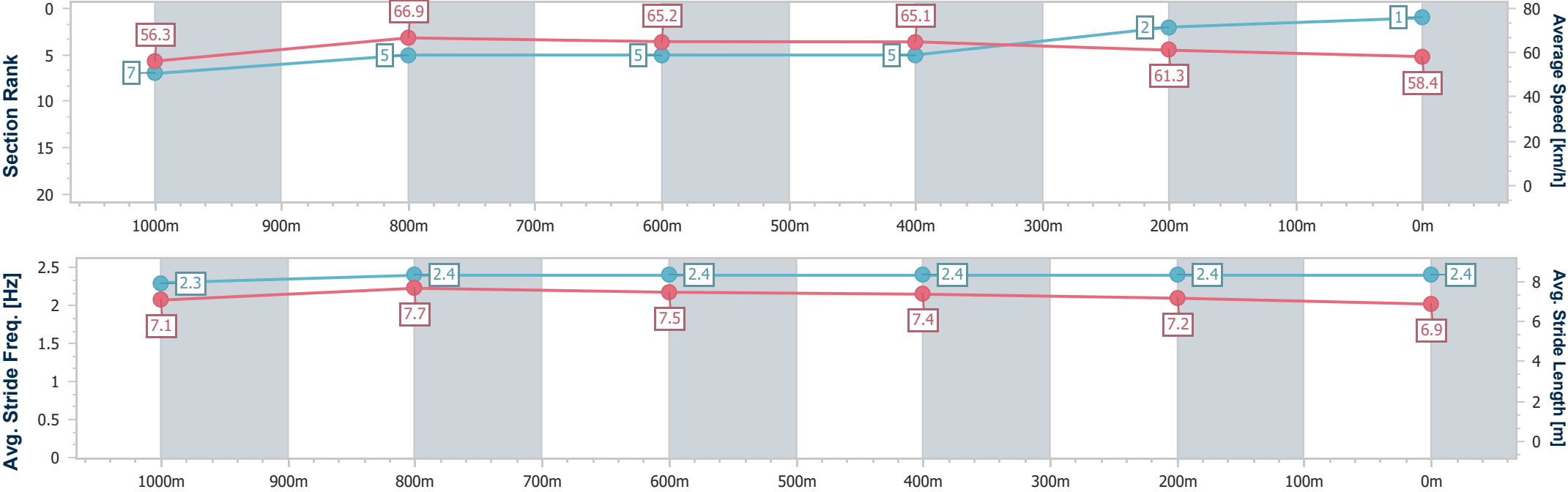
Race 7: KILCOY FREE ENTRY SUPER SPRING SUN HARNESS
RACES 26 OCTOBER RATINGS BAND 0 - 55 Handicap - 1200m

Kilcoy Race Club
"Moosie Valley of the North"

07 October 2025 - 17:35

Track Rating: Good 3, Weather: Fine, Rail Position: True

Section	Overall	1000m	800m	600m	400m	200m							
Section Times	1:10.06 [1] (0:12.79)	0:57.27 [7] (0:10.82)	0:46.45 [5] (0:11.29)	0:35.16 [5] (0:11.06)	0:24.10 [5] (0:11.75)	0:12.35 [2] (0:12.35)							
Average Speed [km/h]	56.3	66.9	65.2	65.1	61.3	58.4							
Top Speed [km/h]	69.0	68.8	67.0	66.6	64.3	59.6							
Avg. Dist. to Rail [m]	1.9	1.0	3.0	1.5	0.5	1.5							
Avg. Stride Freq. [Hz]	2.3	2.4	2.4	2.4	2.4	2.4							
Avg. Stride Length [m]	7.1	7.7	7.5	7.4	7.2	6.9							



[] Ranking at each section and finish
- - - - No data available at this section
NA No data available



Horse/Jockey Name	Half Moon Roo
Final Rank	2
Fastest Section Time (Section)	0:10.85 (1000m)
Top Speed [km/h] (Section)	68.2 (Overall)
Race State	Finished



KilcoyProfessional

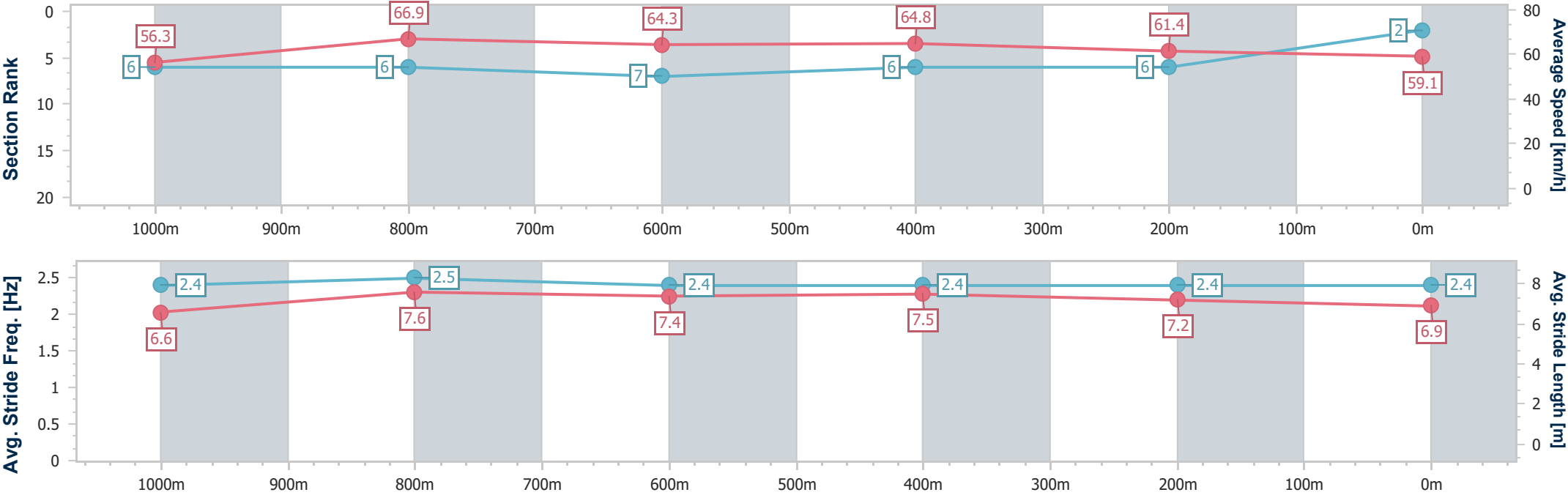
Race 7: KILCOY FREE ENTRY SUPER SPRING SUN HARNESS
RACES 26 OCTOBER RATINGS BAND 0 - 55 Handicap - 1200m

Kilcoy Race Club
"Moosie Valley of the North"

07 October 2025 - 17:35

Track Rating: Good 3, Weather: Fine, Rail Position: True

Section	Overall	1000m	800m	600m	400m	200m							
Section Times	1:10.41 [2] (0:12.77)	0:57.64 [6] (0:10.85)	0:46.79 [6] (0:11.34)	0:35.45 [7] (0:11.18)	0:24.27 [6] (0:12.00)	0:12.27 [6] (0:12.27)							
Average Speed [km/h]	56.3	66.9	64.3	64.8	61.4	59.1							
Top Speed [km/h]	68.2	68.0	65.7	65.9	64.2	60.1							
Avg. Dist. to Rail [m]	4.7	2.1	2.2	3.2	3.1	4.8							
Avg. Stride Freq. [Hz]	2.4	2.5	2.4	2.4	2.4	2.4							
Avg. Stride Length [m]	6.6	7.6	7.4	7.5	7.2	6.9							



- [] Ranking at each section and finish
- .-.- No data available at this section
- NA No data available



Horse/Jockey Name	Artopia
Final Rank	3
Fastest Section Time (Section)	0:10.81 (1000m)
Top Speed [km/h] (Section)	68.2 (Overall)
Race State	Finished



KilcoyProfessional

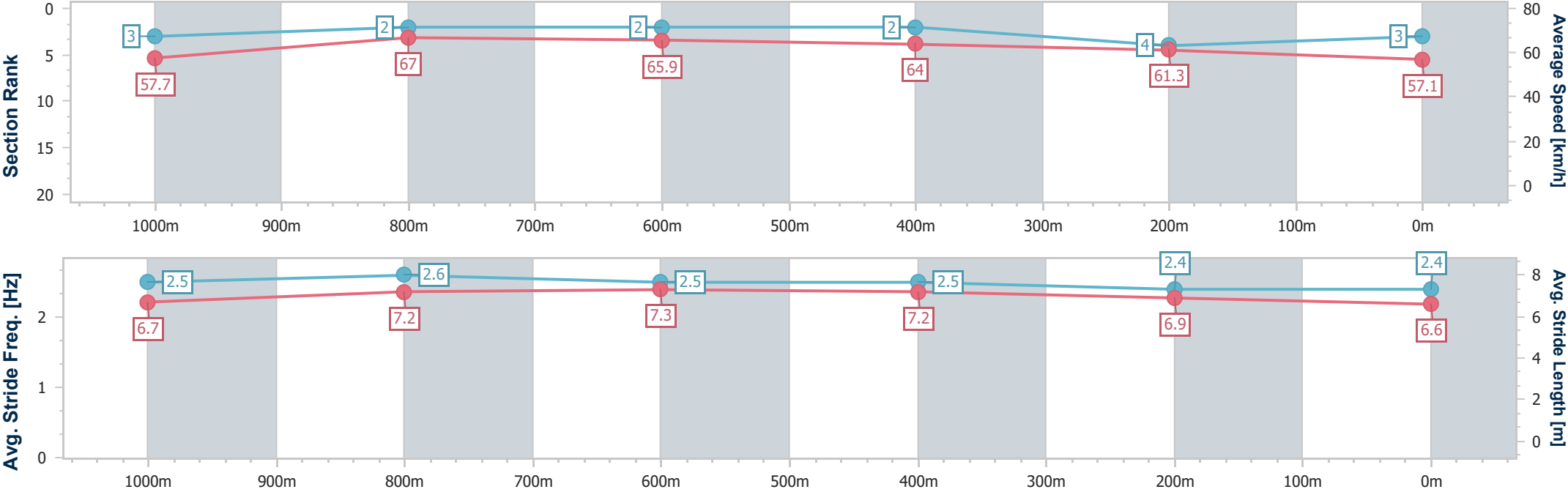
Race 7: KILCOY FREE ENTRY SUPER SPRING SUN HARNESS
RACES 26 OCTOBER RATINGS BAND 0 - 55 Handicap - 1200m

Kilcoy Race Club
"Moosie Valley of the North"

07 October 2025 - 17:35

Track Rating: Good 3, Weather: Fine, Rail Position: True

Section	Overall	1000m	800m	600m	400m	200m							
Section Times	1:10.46 [3] (0:12.48)	0:57.98 [3] (0:10.81)	0:47.17 [2] (0:11.18)	0:35.99 [2] (0:11.28)	0:24.71 [2] (0:12.00)	0:12.71 [4] (0:12.71)							
Average Speed [km/h]	57.7	67.0	65.9	64.0	61.3	57.1							
Top Speed [km/h]	68.2	68.1	67.6	65.2	65.1	58.3							
Avg. Dist. to Rail [m]	1.9	2.3	3.5	2.5	2.7	3.6							
Avg. Stride Freq. [Hz]	2.5	2.6	2.5	2.5	2.4	2.4							
Avg. Stride Length [m]	6.7	7.2	7.3	7.2	6.9	6.6							



- [] Ranking at each section and finish
- .-.- No data available at this section
- NA No data available



Horse/Jockey Name	Bee Exact
Final Rank	4
Fastest Section Time (Section)	0:11.01 (1000m)
Top Speed [km/h] (Section)	68.7 (Overall)
Race State	Finished



KilcoyProfessional

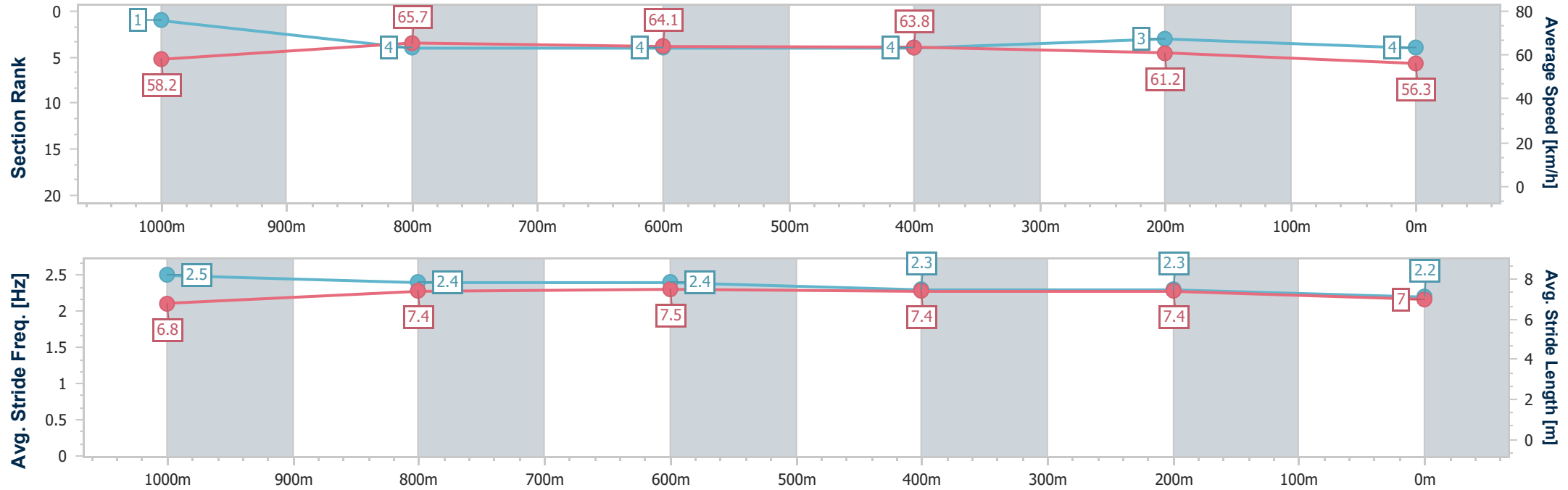
Race 7: KILCOY FREE ENTRY SUPER SPRING SUN HARNESS
RACES 26 OCTOBER RATINGS BAND 0 - 55 Handicap - 1200m

Kilcoy Race Club
"Moosie Valley of the North"

07 October 2025 - 17:35

Track Rating: Good 3, Weather: Fine, Rail Position: True

Section	Overall	1000m	800m	600m	400m	200m								
Section Times	1:10.53 [4] (0:12.36)	0:58.17 [1] (0:11.01)	0:47.16 [4] (0:11.26)	0:35.90 [4] (0:11.29)	0:24.61 [4] (0:11.82)	0:12.79 [3] (0:12.79)								
Average Speed [km/h]	58.2	65.7	64.1	63.8	61.2	56.3								
Top Speed [km/h]	68.7	67.4	65.4	65.2	63.3	58.0								
Avg. Dist. to Rail [m]	4.4	0.9	0.6	0.5	0.4	0.7								
Avg. Stride Freq. [Hz]	2.5	2.4	2.4	2.3	2.3	2.2								
Avg. Stride Length [m]	6.8	7.4	7.5	7.4	7.4	7.0								



[] Ranking at each section and finish
-.-.- No data available at this section
NA No data available



Horse/Jockey Name	Nine Cigars
Final Rank	5
Fastest Section Time (Section)	0:10.76 (1000m)
Top Speed [km/h] (Section)	69.5 (1000m)
Race State	Finished



KilcoyProfessional

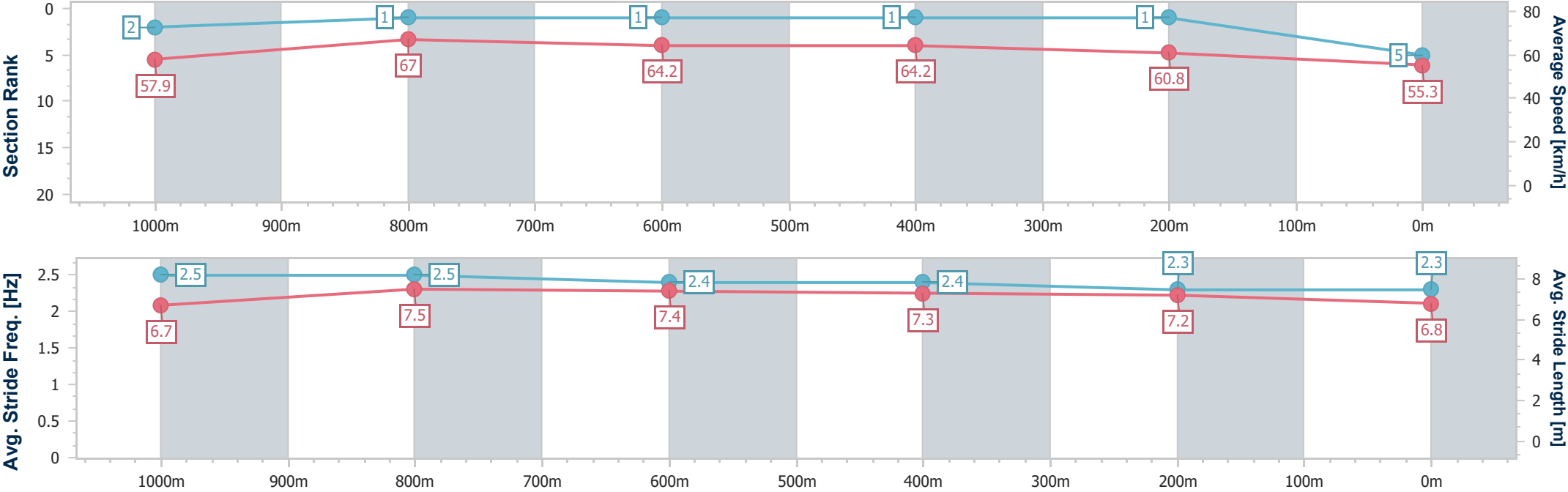
Race 7: KILCOY FREE ENTRY SUPER SPRING SUN HARNESS
RACES 26 OCTOBER RATINGS BAND 0 - 55 Handicap - 1200m

Kilcoy Race Club
"Moosie Valley of the North"

07 October 2025 - 17:35

Track Rating: Good 3, Weather: Fine, Rail Position: True

Section	Overall	1000m	800m	600m	400m	200m								
Section Times	1:10.54 [5] (0:12.44)	0:58.10 [2] (0:10.76)	0:47.34 [1] (0:11.25)	0:36.09 [1] (0:11.22)	0:24.87 [1] (0:11.86)	0:13.01 [1] (0:13.01)								
Average Speed [km/h]	57.9	67.0	64.2	64.2	60.8	55.3								
Top Speed [km/h]	69.4	69.5	66.1	67.2	63.7	58.4								
Avg. Dist. to Rail [m]	9.1	2.0	0.5	0.7	0.4	1.2								
Avg. Stride Freq. [Hz]	2.5	2.5	2.4	2.4	2.3	2.3								
Avg. Stride Length [m]	6.7	7.5	7.4	7.3	7.2	6.8								





Horse/Jockey Name	Press Yes
Final Rank	6
Fastest Section Time (Section)	0:10.72 (1000m)
Top Speed [km/h] (Section)	69.9 (Overall)
Race State	Finished



KilcoyProfessional

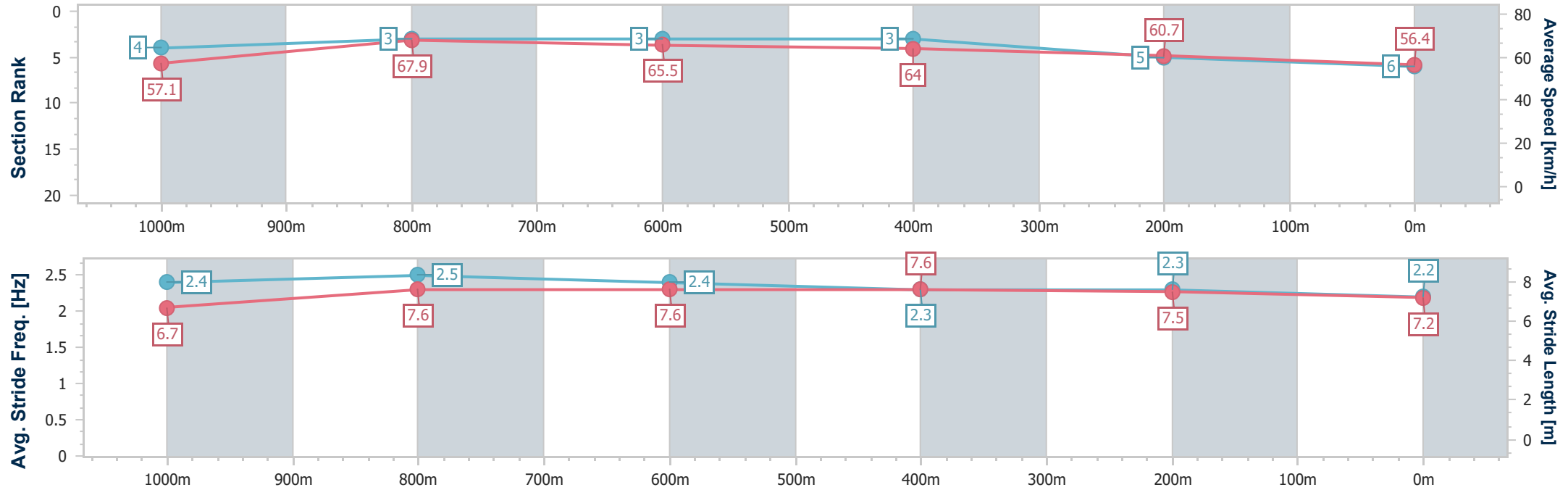
Race 7: KILCOY FREE ENTRY SUPER SPRING SUN HARNESS
RACES 26 OCTOBER RATINGS BAND 0 - 55 Handicap - 1200m

Kilcoy Race Club
"Moosie Valley of the North"

07 October 2025 - 17:35

Track Rating: Good 3, Weather: Fine, Rail Position: True

Section	Overall	1000m	800m	600m	400m	200m							
Section Times	1:10.76 [6] (0:12.59)	0:58.17 [4] (0:10.72)	0:47.45 [3] (0:11.23)	0:36.22 [3] (0:11.32)	0:24.90 [3] (0:12.12)	0:12.78 [5] (0:12.78)							
Average Speed [km/h]	57.1	67.9	65.5	64.0	60.7	56.4							
Top Speed [km/h]	69.9	69.6	67.5	65.3	63.0	58.0							
Avg. Dist. to Rail [m]	7.5	2.8	3.4	3.1	2.5	3.2							
Avg. Stride Freq. [Hz]	2.4	2.5	2.4	2.3	2.3	2.2							
Avg. Stride Length [m]	6.7	7.6	7.6	7.6	7.5	7.2							



- [] Ranking at each section and finish
- .-.- No data available at this section
- NA No data available



Horse/Jockey Name	Grandeur Rose
Final Rank	7
Fastest Section Time (Section)	0:10.91 (1000m)
Top Speed [km/h] (Section)	68.3 (Overall)
Race State	Finished



KilcoyProfessional

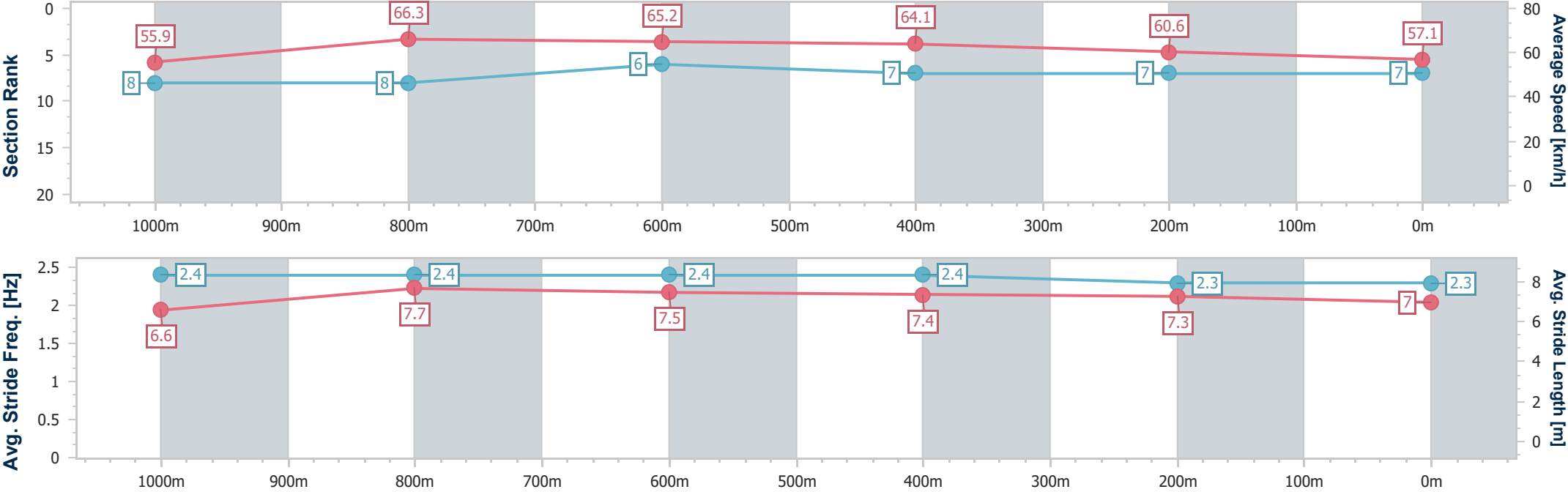
Race 7: KILCOY FREE ENTRY SUPER SPRING SUN HARNESS
RACES 26 OCTOBER RATINGS BAND 0 - 55 Handicap - 1200m

Kilcoy Race Club
"Moosie Valley of the North"

07 October 2025 - 17:35

Track Rating: Good 3, Weather: Fine, Rail Position: True

Section	Overall	1000m	800m	600m	400m	200m							
Section Times	1:10.87 [7] (0:12.86)	0:58.01 [8] (0:10.91)	0:47.10 [8] (0:11.14)	0:35.96 [6] (0:11.26)	0:24.70 [7] (0:12.06)	0:12.64 [7] (0:12.64)							
Average Speed [km/h]	55.9	66.3	65.2	64.1	60.6	57.1							
Top Speed [km/h]	68.3	68.3	66.2	64.9	63.1	58.7							
Avg. Dist. to Rail [m]	3.9	1.3	0.8	1.7	1.9	4.4							
Avg. Stride Freq. [Hz]	2.4	2.4	2.4	2.4	2.3	2.3							
Avg. Stride Length [m]	6.6	7.7	7.5	7.4	7.3	7.0							



- [] Ranking at each section and finish
- .-.- No data available at this section
- NA No data available



Horse/Jockey Name	Darling Heart
Final Rank	8
Fastest Section Time (Section)	0:11.04 (1000m)
Top Speed [km/h] (Section)	67.6 (Overall)
Race State	Finished



KilcoyProfessional

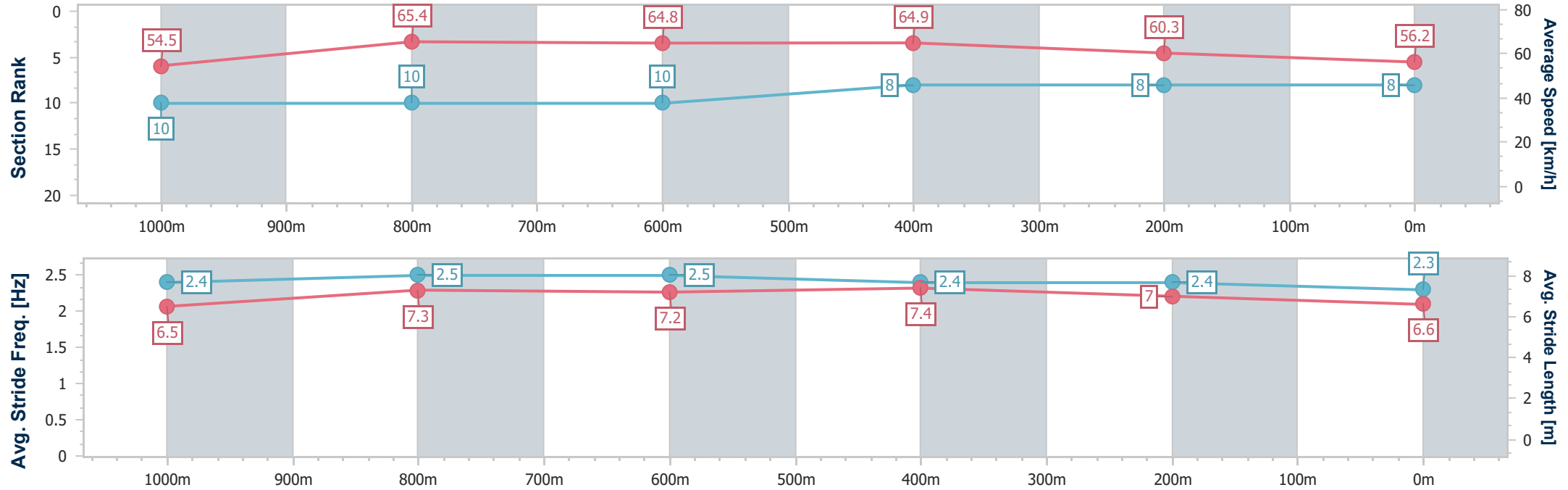
Race 7: KILCOY FREE ENTRY SUPER SPRING SUN HARNESS
RACES 26 OCTOBER RATINGS BAND 0 - 55 Handicap - 1200m

Kilcoy Race Club
"Moosie Valley of the North"

07 October 2025 - 17:35

Track Rating: Good 3, Weather: Fine, Rail Position: True

Section	Overall	1000m	800m	600m	400m	200m								
Section Times	1:11.09 [8] (0:13.19)	0:57.90 [10] (0:11.04)	0:46.86 [10] (0:11.14)	0:35.72 [10] (0:11.06)	0:24.66 [8] (0:11.86)	0:12.80 [8] (0:12.80)								
Average Speed [km/h]	54.5	65.4	64.8	64.9	60.3	56.2								
Top Speed [km/h]	67.6	67.6	66.2	66.2	63.4	60.1								
Avg. Dist. to Rail [m]	1.6	1.0	0.6	0.6	0.7	1.3								
Avg. Stride Freq. [Hz]	2.4	2.5	2.5	2.4	2.4	2.3								
Avg. Stride Length [m]	6.5	7.3	7.2	7.4	7.0	6.6								





Horse/Jockey Name	Doublesharkattack
Final Rank	9
Fastest Section Time (Section)	0:11.01 (1000m)
Top Speed [km/h] (Section)	67.6 (800m)
Race State	Finished



KilcoyProfessional

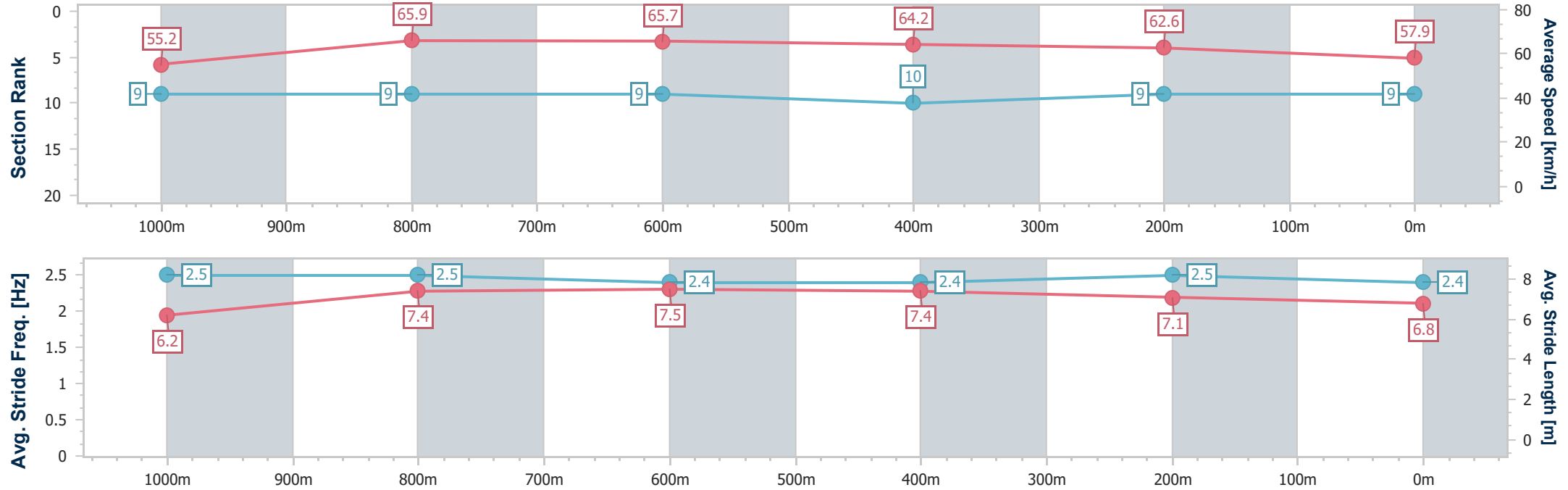
Race 7: KILCOY FREE ENTRY SUPER SPRING SUN HARNESS
RACES 26 OCTOBER RATINGS BAND 0 - 55 Handicap - 1200m

Kilcoy Race Club
"Moosie Valley of the North"

07 October 2025 - 17:35

Track Rating: Good 3, Weather: Fine, Rail Position: True

Section	Overall	1000m	800m	600m	400m	200m							
Section Times	1:11.15 [9] (0:13.05)	0:58.10 [9] (0:11.01)	0:47.09 [9] (0:11.28)	0:35.81 [9] (0:11.32)	0:24.49 [10] (0:11.93)	0:12.56 [9] (0:12.56)							
Average Speed [km/h]	55.2	65.9	65.7	64.2	62.6	57.9							
Top Speed [km/h]	65.8	67.5	67.6	65.6	65.0	62.1							
Avg. Dist. to Rail [m]	5.8	2.5	4.4	5.2	4.9	8.0							
Avg. Stride Freq. [Hz]	2.5	2.5	2.4	2.4	2.5	2.4							
Avg. Stride Length [m]	6.2	7.4	7.5	7.4	7.1	6.8							



- [] Ranking at each section and finish
- .-.- No data available at this section
- NA No data available



Horse/Jockey Name	Sunshinyday
Final Rank	10
Fastest Section Time (Section)	0:10.98 (1000m)
Top Speed [km/h] (Section)	68.9 (Overall)
Race State	Finished



KilcoyProfessional

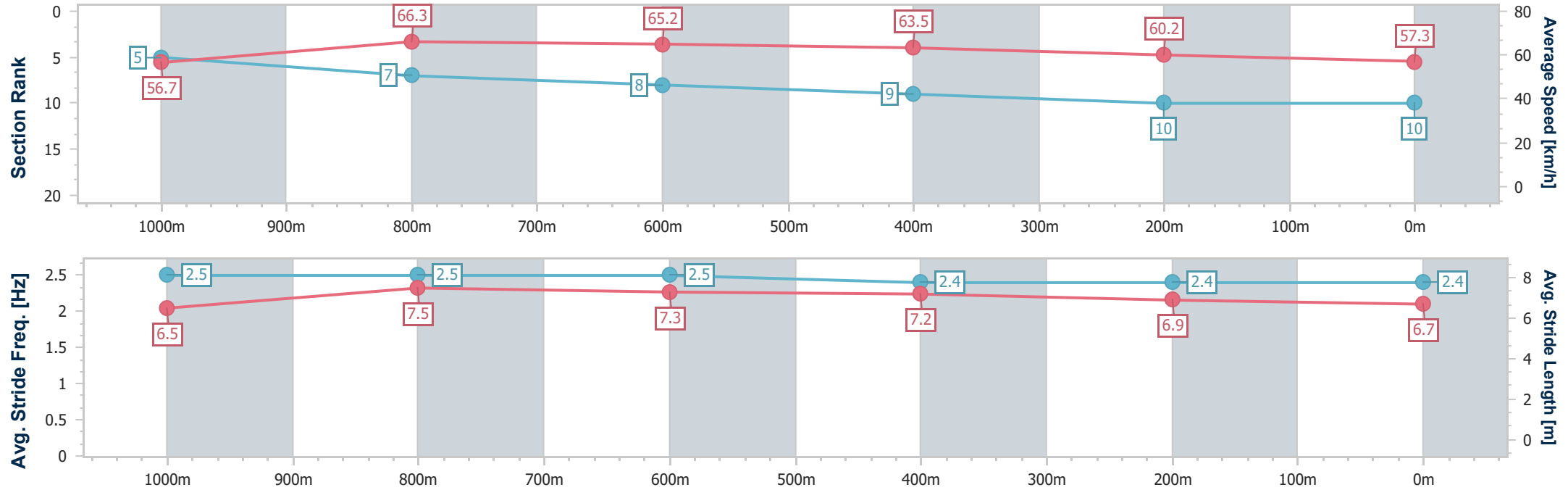
Race 7: KILCOY FREE ENTRY SUPER SPRING SUN HARNESS
RACES 26 OCTOBER RATINGS BAND 0 - 55 Handicap - 1200m

Kilcoy Race Club
"Moosie Valley of the North"

07 October 2025 - 17:35

Track Rating: Good 3, Weather: Fine, Rail Position: True

Section	Overall	1000m	800m	600m	400m	200m							
Section Times	1:11.35 [10] (0:12.70)	0:58.65 [5] (0:10.98)	0:47.67 [7] (0:11.38)	0:36.29 [8] (0:11.39)	0:24.90 [9] (0:12.26)	0:12.64 [10] (0:12.64)							
Average Speed [km/h]	56.7	66.3	65.2	63.5	60.2	57.3							
Top Speed [km/h]	68.9	68.0	65.8	64.5	63.1	58.7							
Avg. Dist. to Rail [m]	10.1	3.8	4.0	3.6	3.1	4.6							
Avg. Stride Freq. [Hz]	2.5	2.5	2.5	2.4	2.4	2.4							
Avg. Stride Length [m]	6.5	7.5	7.3	7.2	6.9	6.7							





Horse/Jockey Name	Above The World
Final Rank	11
Fastest Section Time (Section)	0:10.86 (1000m)
Top Speed [km/h] (Section)	68.0 (800m)
Race State	Finished



KilcoyProfessional

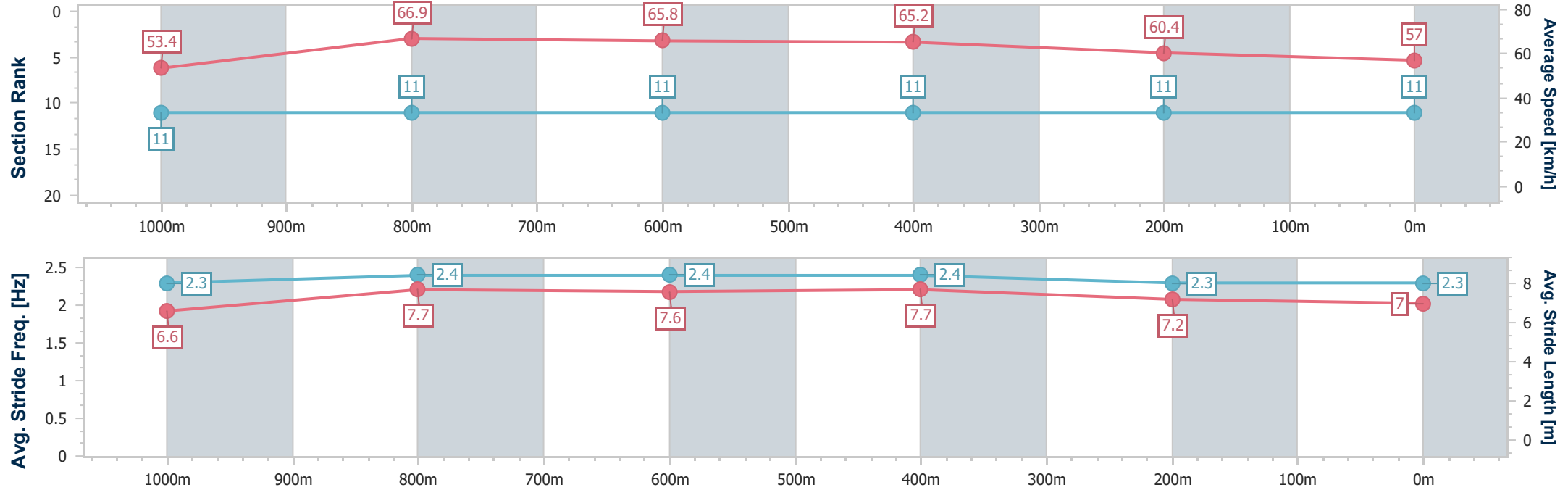
Race 7: KILCOY FREE ENTRY SUPER SPRING SUN HARNESS
RACES 26 OCTOBER RATINGS BAND 0 - 55 Handicap - 1200m

Kilcoy Race Club
"Moonee Valley of the North"

07 October 2025 - 17:35

Track Rating: Good 3, Weather: Fine, Rail Position: True

Section	Overall	1000m	800m	600m	400m	200m								
Section Times	1:11.45 [11] (0:13.47)	0:57.98 [11] (0:10.86)	0:47.12 [11] (0:11.29)	0:35.83 [11] (0:11.06)	0:24.77 [11] (0:12.10)	0:12.67 [11] (0:12.67)								
Average Speed [km/h]	53.4	66.9	65.8	65.2	60.4	57.0								
Top Speed [km/h]	67.4	68.0	68.0	66.5	62.9	59.3								
Avg. Dist. to Rail [m]	3.6	2.5	4.6	2.1	1.7	2.7								
Avg. Stride Freq. [Hz]	2.3	2.4	2.4	2.4	2.3	2.3								
Avg. Stride Length [m]	6.6	7.7	7.6	7.7	7.2	7.0								



- [] Ranking at each section and finish
- .-.- No data available at this section
- NA No data available