



# Aquis Park Gold Coast PolyProfessional

## Race 1: YULONG JOCKEY CLUB TROPHY Maiden Plate - 1100m

08 October 2025 - 12:29



Track Rating: N/A, Weather: Fine, Rail Position: True Entire Circuit

Section						Overall	1000m	800m	600m	400m	200m	Last 600m	
Field Times						1:04.65 (0:08.01)	0:56.64 (0:10.38)	0:46.26 (0:11.00)	0:35.26 (0:11.40)	0:23.86 (0:11.70)	0:12.16 (0:12.16)	0:35.26	
Rank	TAB	Horse/Jockey	Barrier	Top Speed [km/h]	Fastest Section							Margin	Distance Travelled [m]
1	2	MINTO'S PRINCE	1	71.7	0:08.06	1:04.65 [1]	0:56.59 [5]	0:46.26 [1]	0:35.26 [1]	0:23.86 [1]	0:12.16 [1]	1:04.65	0:35.26
		Matthew Palmer		1000m	Overall	(0:08.06)	(0:10.33)	(0:11.00)	(0:11.40)	(0:11.70)	(0:12.16)		
2	7	NINJASK	3	69.6	0:08.01	1:05.03 [2]	0:57.02 [2]	0:46.53 [4]	0:35.51 [3]	0:23.94 [4]	0:12.31 [3]	2L	0:35.51 +7
		Dylan Turner		1000m	Overall	(0:08.01)	(0:10.49)	(0:11.02)	(0:11.57)	(0:11.63)	(0:12.31)		
3	1	HANEY	5	70.7	0:08.03	1:05.22 [3]	0:57.19 [3]	0:46.80 [2]	0:35.82 [2]	0:24.39 [2]	0:12.56 [2]	3L	0:35.82 +1
		Jai Williams		1000m	Overall	(0:08.03)	(0:10.39)	(0:10.98)	(0:11.43)	(0:11.83)	(0:12.56)		
4	3	SCOTTVILLE SCOOTER	7	68.6	0:08.18	1:05.89 [4]	0:57.71 [6]	0:46.96 [6]	0:36.24 [4]	0:24.81 [3]	0:12.60 [4]	6.8L	0:36.24 +1
		Anthony Allen		1000m	Overall	(0:08.18)	(0:10.75)	(0:10.72)	(0:11.43)	(0:12.21)	(0:12.60)		
5	4	USUAL LIMITS	2	70.9	0:08.01	1:06.32 [5]	0:58.31 [1]	0:47.83 [3]	0:36.60 [5]	0:24.93 [5]	0:12.74 [5]	9.3L	0:36.60 +1
		Georgina Cartwright		1000m	Overall	(0:08.01)	(0:10.48)	(0:11.23)	(0:11.67)	(0:12.19)	(0:12.74)		
6	6	ED I AM	6	68.5	0:08.54	1:06.45 [6]	0:57.91 [7]	0:46.89 [7]	0:36.08 [7]	0:24.63 [7]	0:12.64 [6]	9.8L	0:36.08 +1
		Yvette Lewis		800m	Overall	(0:08.54)	(0:11.02)	(0:10.81)	(0:11.45)	(0:11.99)	(0:12.64)		
7	8	PHIL UP	4	69.4	0:08.03	1:07.46 [7]	0:59.43 [3]	0:48.68 [5]	0:37.64 [6]	0:25.69 [6]	0:13.33 [7]	15.6L	0:37.64 +6
		Bella Youngberry		1000m	Overall	(0:08.03)	(0:10.75)	(0:11.04)	(0:11.95)	(0:12.36)	(0:13.33)		

Scratched: Aerial Artist (#5)



Horse/Jockey Name	Minto's Prince
Final Rank	1
Fastest Section Time (Section)	0:08.06 (Overall)
Top Speed [km/h] (Section)	71.7 (1000m)
Race State	Finished



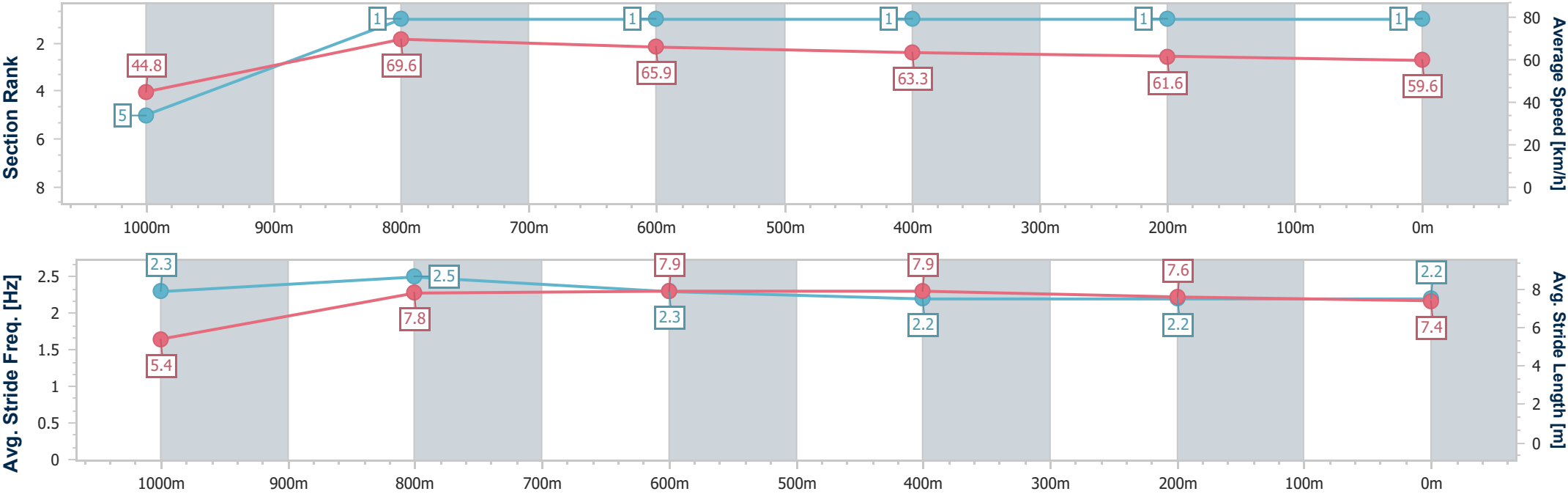
Aquis Park Gold Coast PolyProfessional  
Race 1: YULONG JOCKEY CLUB TROPHY Maiden Plate -  
1100m



08 October 2025 - 12:29

Track Rating: N/A, Weather: Fine, Rail Position: True Entire Circuit

Section	Overall	1000m	800m	600m	400m	200m							
Section Times	1:04.65 [1] (0:08.06)	0:56.59 [5] (0:10.33)	0:46.26 [1] (0:11.00)	0:35.26 [1] (0:11.40)	0:23.86 [1] (0:11.70)	0:12.16 [1] (0:12.16)							
Average Speed [km/h]	44.8	69.6	65.9	63.3	61.6	59.6							
Top Speed [km/h]	66.7	71.7	69.5	64.4	62.3	60.9							
Avg. Dist. to Rail [m]	1.5	1.2	1.1	0.8	0.9	1.5							
Avg. Stride Freq. [Hz]	2.3	2.5	2.3	2.2	2.2	2.2							
Avg. Stride Length [m]	5.4	7.8	7.9	7.9	7.6	7.4							





Horse/Jockey Name	Ninjask
Final Rank	2
Fastest Section Time (Section)	0:08.01 (Overall)
Top Speed [km/h] (Section)	69.6 (1000m)
Race State	Finished



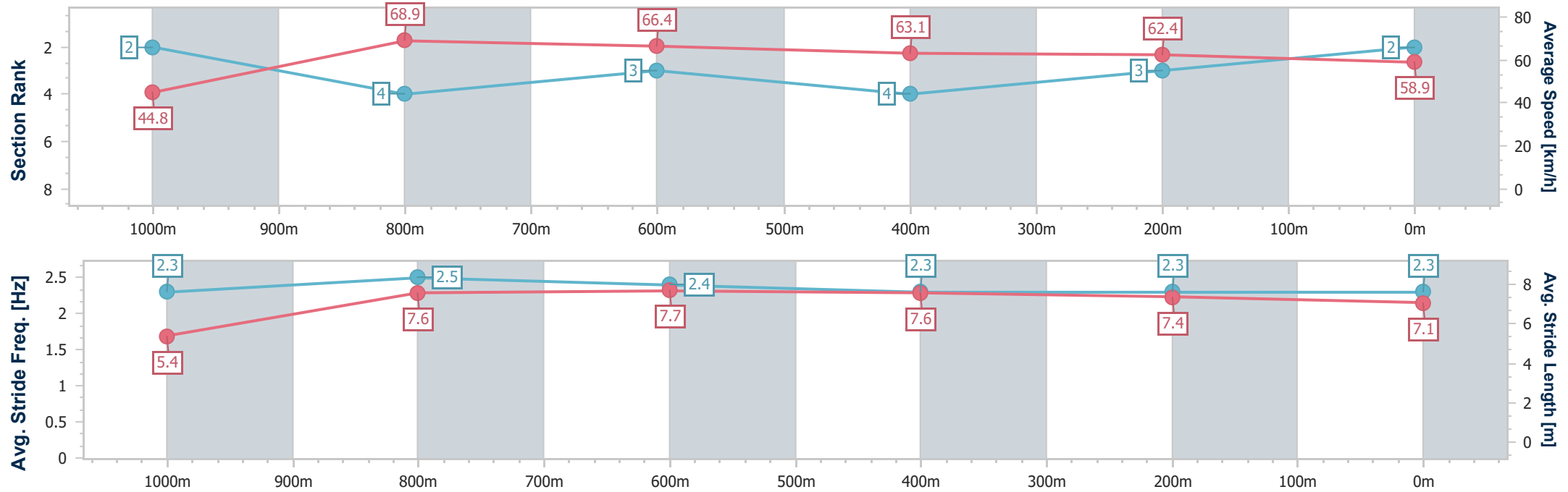
Aquis Park Gold Coast PolyProfessional  
Race 1: YULONG JOCKEY CLUB TROPHY Maiden Plate -  
1100m



08 October 2025 - 12:29

Track Rating: N/A, Weather: Fine, Rail Position: True Entire Circuit

Section	Overall	1000m	800m	600m	400m	200m							
Section Times	1:05.03 [2] (0:08.01)	0:57.02 [2] (0:10.49)	0:46.53 [4] (0:11.02)	0:35.51 [3] (0:11.57)	0:23.94 [4] (0:11.63)	0:12.31 [3] (0:12.31)							
Average Speed [km/h]	44.8	68.9	66.4	63.1	62.4	58.9							
Top Speed [km/h]	65.5	69.6	68.8	63.8	62.9	62.0							
Avg. Dist. to Rail [m]	3.5	2.4	3.0	3.0	2.7	3.4							
Avg. Stride Freq. [Hz]	2.3	2.5	2.4	2.3	2.3	2.3							
Avg. Stride Length [m]	5.4	7.6	7.7	7.6	7.4	7.1							



- [ ] Ranking at each section and finish
- .-.- No data available at this section
- NA No data available



Horse/Jockey Name	Haney
Final Rank	3
Fastest Section Time (Section)	0:08.03 (Overall)
Top Speed [km/h] (Section)	70.7 (1000m)
Race State	Finished



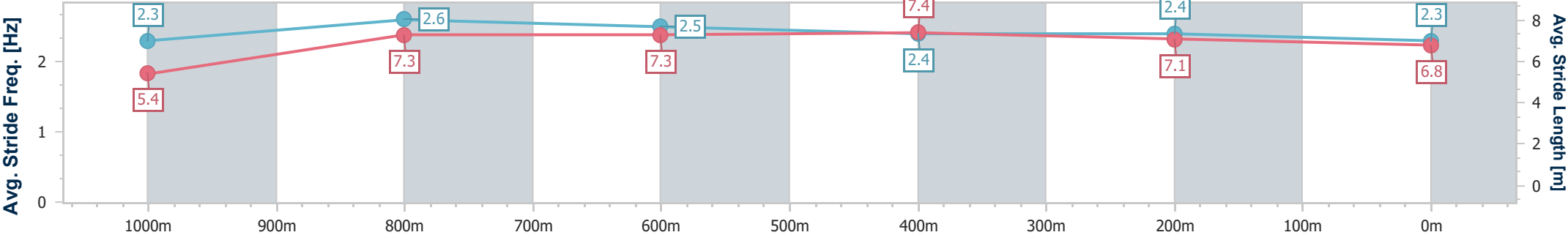
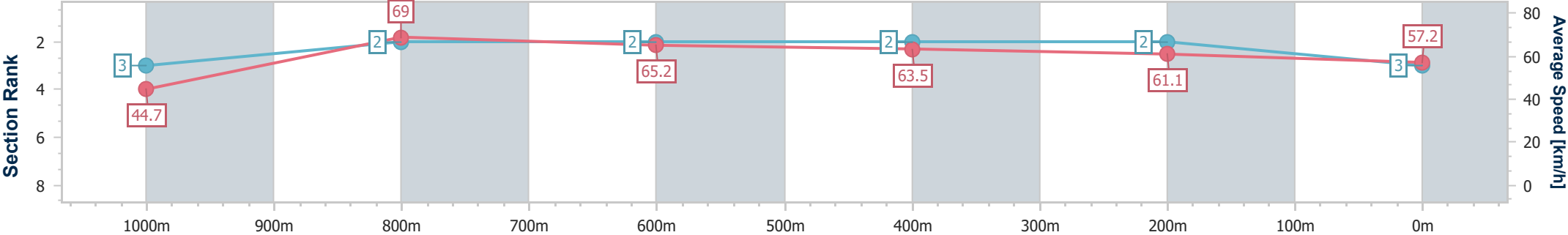
Aquis Park Gold Coast PolyProfessional  
Race 1: YULONG JOCKEY CLUB TROPHY Maiden Plate - 1100m



08 October 2025 - 12:29

Track Rating: N/A, Weather: Fine, Rail Position: True Entire Circuit

Section	Overall	1000m	800m	600m	400m	200m							
Section Times	1:05.22 [3] (0:08.03)	0:57.19 [3] (0:10.39)	0:46.80 [2] (0:10.98)	0:35.82 [2] (0:11.43)	0:24.39 [2] (0:11.83)	0:12.56 [2] (0:12.56)							
Average Speed [km/h]	44.7	69.0	65.2	63.5	61.1	57.2							
Top Speed [km/h]	44.9	70.7	70.6	66.4	63.8	61.8							
Avg. Dist. to Rail [m]	4.9	3.7	0.9	1.2	2.2	2.7							
Avg. Stride Freq. [Hz]	2.3	2.6	2.5	2.4	2.4	2.3							
Avg. Stride Length [m]	5.4	7.3	7.3	7.4	7.1	6.8							





Horse/Jockey Name	Scottville Scooter
Final Rank	4
Fastest Section Time (Section)	0:08.18 (Overall)
Top Speed [km/h] (Section)	68.6 (1000m)
Race State	Finished



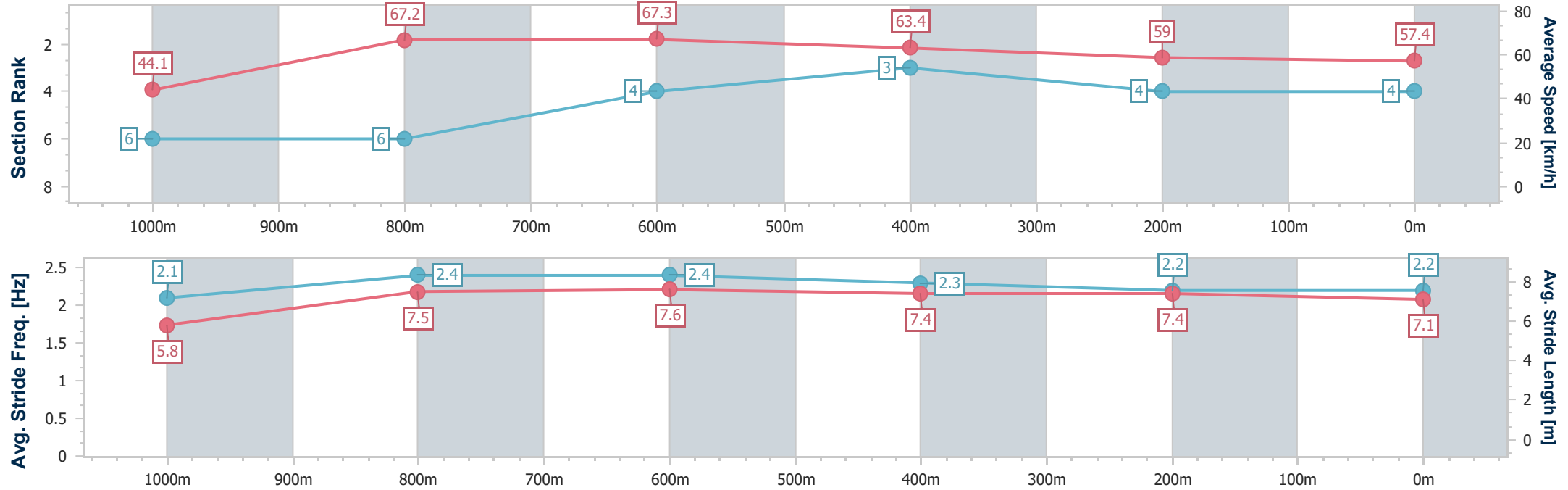
Aquis Park Gold Coast PolyProfessional  
Race 1: YULONG JOCKEY CLUB TROPHY Maiden Plate -  
1100m



08 October 2025 - 12:29

Track Rating: N/A, Weather: Fine, Rail Position: True Entire Circuit

Section	Overall	1000m	800m	600m	400m	200m							
Section Times	1:05.89 [4] (0:08.18)	0:57.71 [6] (0:10.75)	0:46.96 [6] (0:10.72)	0:36.24 [4] (0:11.43)	0:24.81 [3] (0:12.21)	0:12.60 [4] (0:12.60)							
Average Speed [km/h]	44.1	67.2	67.3	63.4	59.0	57.4							
Top Speed [km/h]	63.5	68.6	68.0	66.4	60.4	58.7							
Avg. Dist. to Rail [m]	7.6	3.1	0.9	1.6	1.2	1.4							
Avg. Stride Freq. [Hz]	2.1	2.4	2.4	2.3	2.2	2.2							
Avg. Stride Length [m]	5.8	7.5	7.6	7.4	7.4	7.1							





Horse/Jockey Name	Usual Limits
Final Rank	5
Fastest Section Time (Section)	0:08.01 (Overall)
Top Speed [km/h] (Section)	70.9 (1000m)
Race State	Finished



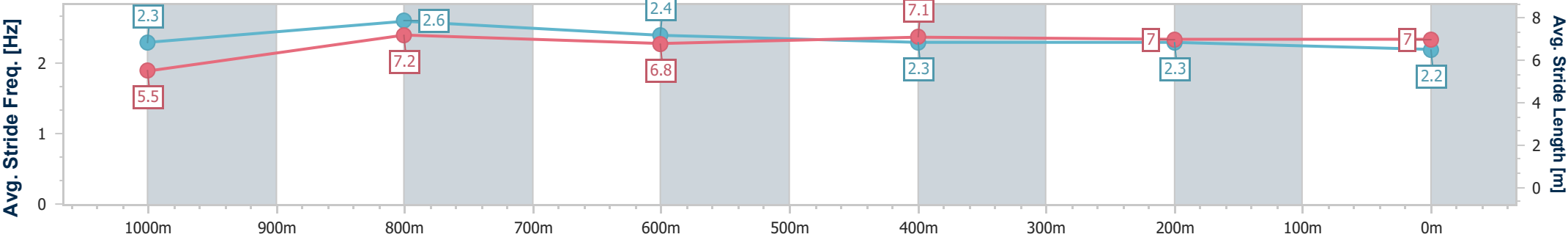
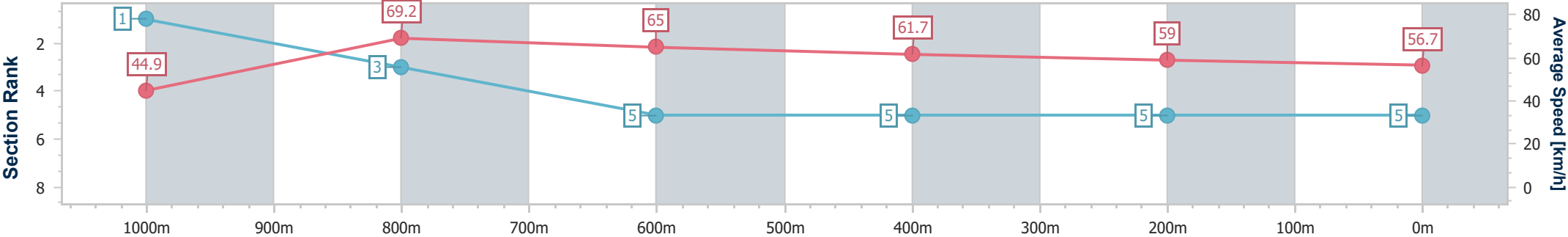
Aquis Park Gold Coast PolyProfessional  
Race 1: YULONG JOCKEY CLUB TROPHY Maiden Plate -  
1100m



08 October 2025 - 12:29

Track Rating: N/A, Weather: Fine, Rail Position: True Entire Circuit

Section	Overall	1000m	800m	600m	400m	200m							
Section Times	1:06.32 [5] (0:08.01)	0:58.31 [1] (0:10.48)	0:47.83 [3] (0:11.23)	0:36.60 [5] (0:11.67)	0:24.93 [5] (0:12.19)	0:12.74 [5] (0:12.74)							
Average Speed [km/h]	44.9	69.2	65.0	61.7	59.0	56.7							
Top Speed [km/h]	65.5	70.9	67.0	63.6	60.0	58.7							
Avg. Dist. to Rail [m]	2.7	2.6	1.8	0.5	0.8	3.2							
Avg. Stride Freq. [Hz]	2.3	2.6	2.4	2.3	2.3	2.2							
Avg. Stride Length [m]	5.5	7.2	6.8	7.1	7.0	7.0							





Horse/Jockey Name	Ed I Am
Final Rank	6
Fastest Section Time (Section)	0:08.54 (Overall)
Top Speed [km/h] (Section)	68.5 (800m)
Race State	Finished



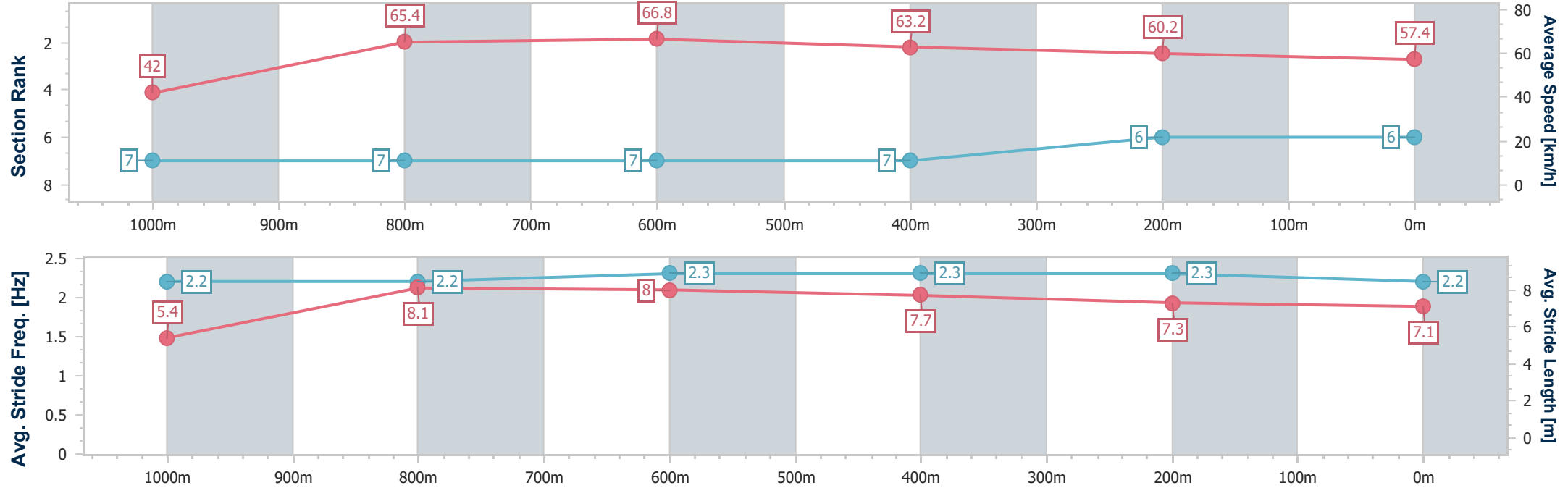
Aquis Park Gold Coast PolyProfessional  
Race 1: YULONG JOCKEY CLUB TROPHY Maiden Plate -  
1100m



08 October 2025 - 12:29

Track Rating: N/A, Weather: Fine, Rail Position: True Entire Circuit

Section	Overall	1000m	800m	600m	400m	200m								
Section Times	1:06.45 [6] (0:08.54)	0:57.91 [7] (0:11.02)	0:46.89 [7] (0:10.81)	0:36.08 [7] (0:11.45)	0:24.63 [7] (0:11.99)	0:12.64 [6] (0:12.64)								
Average Speed [km/h]	42.0	65.4	66.8	63.2	60.2	57.4								
Top Speed [km/h]	59.0	67.8	68.5	65.9	62.0	58.9								
Avg. Dist. to Rail [m]	6.6	2.2	0.7	1.1	3.5	5.8								
Avg. Stride Freq. [Hz]	2.2	2.2	2.3	2.3	2.3	2.2								
Avg. Stride Length [m]	5.4	8.1	8.0	7.7	7.3	7.1								





Horse/Jockey Name	Phil Up
Final Rank	7
Fastest Section Time (Section)	0:08.03 (Overall)
Top Speed [km/h] (Section)	69.4 (1000m)
Race State	Finished



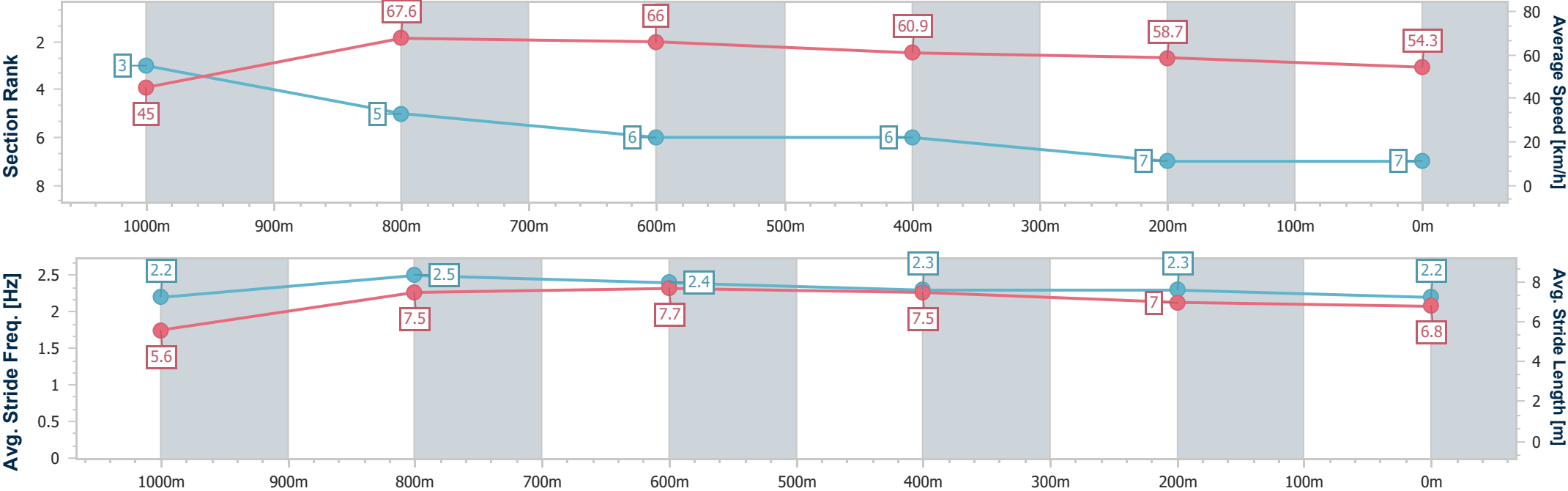
Aquis Park Gold Coast PolyProfessional  
Race 1: YULONG JOCKEY CLUB TROPHY Maiden Plate -  
1100m



08 October 2025 - 12:29

Track Rating: N/A, Weather: Fine, Rail Position: True Entire Circuit

Section	Overall	1000m	800m	600m	400m	200m							
Section Times	1:07.46 [7] (0:08.03)	0:59.43 [3] (0:10.75)	0:48.68 [5] (0:11.04)	0:37.64 [6] (0:11.95)	0:25.69 [6] (0:12.36)	0:13.33 [7] (0:13.33)							
Average Speed [km/h]	45.0	67.6	66.0	60.9	58.7	54.3							
Top Speed [km/h]	65.0	69.4	68.9	64.7	60.8	56.5							
Avg. Dist. to Rail [m]	4.7	3.4	2.0	2.3	4.9	5.6							
Avg. Stride Freq. [Hz]	2.2	2.5	2.4	2.3	2.3	2.2							
Avg. Stride Length [m]	5.6	7.5	7.7	7.5	7.0	6.8							







Aquis Park Gold Coast PolyProfessional  
Race 2: SELANGOR TURF CLUB TROPHY Maiden Plate - 1540m

08 October 2025 - 13:04



Track Rating: N/A, Weather: Fine, Rail Position: True Entire Circuit

Section					Overall	1400m	1200m	1000m	800m	600m	400m	Last 600m		
Field Times					1:35.15 (0:10.46)	1:24.69 (0:11.50)	1:13.19 (0:11.33)	1:01.86 (0:11.69)	0:50.17 (0:11.99)	0:38.18 (0:12.05)	0:26.13 (0:12.93)	0:38.18		
Rank	TAB	Horse/Jockey	Barrier	Top Speed [km/h]	Fastest Section									Distance Travelled [m]
1	2	LIFE OF TREE	4	64.6	0:10.58	1:35.15 [1]	1:24.57 [3]	1:13.01 [3]	1:01.61 [3]	0:49.93 [2]	0:37.77 [4]	0:25.74 [4]	0:37.77	
		Olivia Kendal		1400m	Overall	(0:10.58)	(0:11.56)	(0:11.40)	(0:11.68)	(0:12.16)	(0:12.03)	(0:12.57)		
2	1	JUST WALTER	1	65.3	0:10.46	1:35.18 [2]	1:24.72 [1]	1:13.22 [1]	1:01.89 [1]	0:50.20 [1]	0:38.21 [1]	0:26.16 [1]	0:38.21	-11
		Jai Williams		1400m	Overall	(0:10.46)	(0:11.50)	(0:11.33)	(0:11.69)	(0:11.99)	(0:12.05)	(0:12.93)		
3	3	SAMURAI WAND	3	64.9	0:10.88	1:35.39 [3]	1:24.51 [5]	1:13.00 [4]	1:01.72 [4]	0:50.11 [4]	0:38.07 [3]	0:26.09 [3]	0:38.07	-13
		Jasper Franklin		1200m	Overall	(0:10.88)	(0:11.51)	(0:11.28)	(0:11.61)	(0:12.04)	(0:11.98)	(0:12.67)		
4	8	RISE AND RESIST	5	64.5	0:10.54	1:35.54 [4]	1:25.00 [2]	1:13.44 [2]	1:02.04 [2]	0:50.28 [3]	0:38.29 [2]	0:26.36 [2]	0:38.29	-13
		Jaden Lloyd		1400m	Overall	(0:10.54)	(0:11.56)	(0:11.40)	(0:11.76)	(0:11.99)	(0:11.93)	(0:12.84)		
5	4	SCION	6	65.1	0:10.79	1:36.01 [5]	1:25.22 [4]	1:13.55 [5]	1:02.23 [5]	0:50.46 [5]	0:38.47 [5]	0:26.41 [5]	0:38.47	-9
		Luke Dempsey		1200m	Overall	(0:10.79)	(0:11.67)	(0:11.32)	(0:11.77)	(0:11.99)	(0:12.06)	(0:12.82)		
6	7	WITNESS DIS	2	65.3	0:11.15	1:36.71 [6]	1:25.56 [6]	1:13.78 [6]	1:02.50 [6]	0:50.86 [6]	0:39.06 [6]	0:26.82 [6]	0:39.06	-12
		Yvette Lewis		1200m	Overall	(0:11.15)	(0:11.78)	(0:11.28)	(0:11.64)	(0:11.80)	(0:12.24)	(0:12.78)		

Scratched: Soo Rad (#5), The Immortals (#6), Laceylace (#9)



**Aquis Park Gold Coast PolyProfessional**  
**Race 2: SELANGOR TURF CLUB TROPHY Maiden Plate - 1540m**  
**08 October 2025 - 13:04**



Track Rating: N/A, Weather: Fine, Rail Position: True Entire Circuit

Section						200m				Last 600m
Field Times						0:13.20 (0:13.20)				0:38.18
Rank	TAB	Horse/Jockey	Barrier	Top Speed [km/h]	Fastest Section	Margin				Distance Travelled [m]
1	2	LIFE OF TREE	4	64.6	0:10.58	0:13.17 [3]		1:35.15		0:37.77
		Olivia Kendal		1400m	Overall	(0:13.17)				
2	1	JUST WALTER	1	65.3	0:10.46	0:13.23 [1]		0.2L		0:38.21
		Jai Williams		1400m	Overall	(0:13.23)				-11
3	3	SAMURAI WAND	3	64.9	0:10.88	0:13.42 [2]		1.2L		0:38.07
		Jasper Franklin		1200m	Overall	(0:13.42)				-13
4	8	RISE AND RESIST	5	64.5	0:10.54	0:13.52 [4]		2L		0:38.29
		Jaden Lloyd		1400m	Overall	(0:13.52)				-13
5	4	SCION	6	65.1	0:10.79	0:13.59 [5]		4.8L		0:38.47
		Luke Dempsey		1200m	Overall	(0:13.59)				-9
6	7	WITNESS DIS	2	65.3	0:11.15	0:14.04 [6]		8.8L		0:39.06
		Yvette Lewis		1200m	Overall	(0:14.04)				-12

Scratched: Soo Rad (#5), The Immortals (#6), Laceyface (#9)



Horse/Jockey Name	Life Of Tree
Final Rank	1
Fastest Section Time (Section)	0:10.58 (Overall)
Top Speed [km/h] (Section)	64.6 (1400m)
Race State	Finished



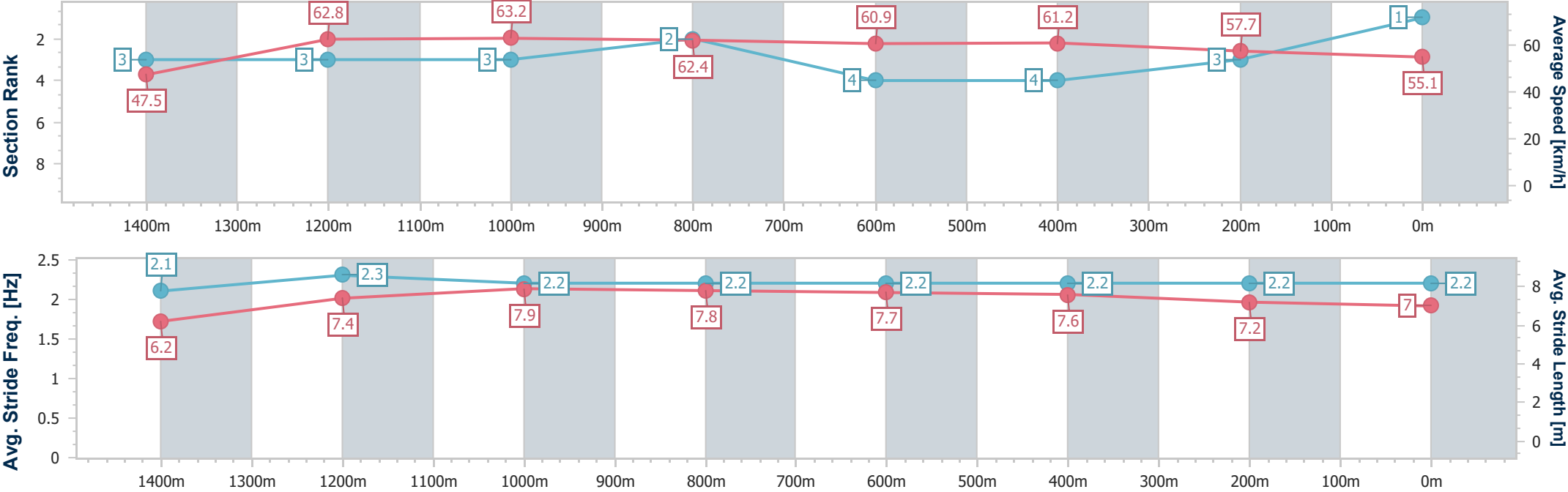
Aquis Park Gold Coast PolyProfessional  
Race 2: SELANGOR TURF CLUB TROPHY Maiden Plate -  
1540m



08 October 2025 - 13:04

Track Rating: N/A, Weather: Fine, Rail Position: True Entire Circuit

Section	Overall	1400m	1200m	1000m	800m	600m	400m	200m					
Section Times	1:35.15 [1] (0:10.58)	1:24.57 [3] (0:11.56)	1:13.01 [3] (0:11.40)	1:01.61 [3] (0:11.68)	0:49.93 [2] (0:12.16)	0:37.77 [4] (0:12.03)	0:25.74 [4] (0:12.57)	0:13.17 [3] (0:13.17)					
Average Speed [km/h]	47.5	62.8	63.2	62.4	60.9	61.2	57.7	55.1					
Top Speed [km/h]	61.6	64.6	64.1	64.1	62.4	62.8	59.0	56.6					
Avg. Dist. to Rail [m]	4.1	0.9	2.1	4.0	5.2	3.9	4.6	7.6					
Avg. Stride Freq. [Hz]	2.1	2.3	2.2	2.2	2.2	2.2	2.2	2.2					
Avg. Stride Length [m]	6.2	7.4	7.9	7.8	7.7	7.6	7.2	7.0					





Horse/Jockey Name	Just Walter
Final Rank	2
Fastest Section Time (Section)	0:10.46 (Overall)
Top Speed [km/h] (Section)	65.3 (1400m)
Race State	Finished



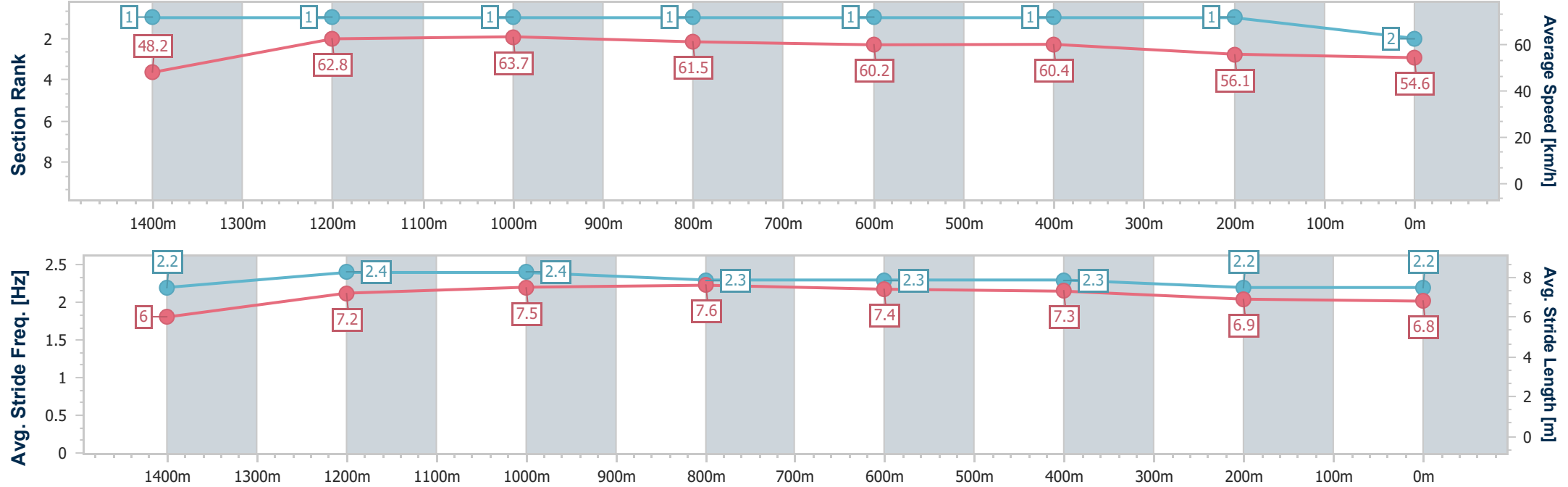
Aquis Park Gold Coast PolyProfessional  
Race 2: SELANGOR TURF CLUB TROPHY Maiden Plate -  
1540m



08 October 2025 - 13:04

Track Rating: N/A, Weather: Fine, Rail Position: True Entire Circuit

Section	Overall	1400m	1200m	1000m	800m	600m	400m	200m					
Section Times	1:35.18 [2] (0:10.46)	1:24.72 [1] (0:11.50)	1:13.22 [1] (0:11.33)	1:01.89 [1] (0:11.69)	0:50.20 [1] (0:11.99)	0:38.21 [1] (0:12.05)	0:26.16 [1] (0:12.93)	0:13.23 [1] (0:13.23)					
Average Speed [km/h]	48.2	62.8	63.7	61.5	60.2	60.4	56.1	54.6					
Top Speed [km/h]	62.4	65.3	64.7	62.9	61.4	61.5	59.7	56.5					
Avg. Dist. to Rail [m]	2.3	0.5	1.1	0.5	0.8	2.0	2.4	2.1					
Avg. Stride Freq. [Hz]	2.2	2.4	2.4	2.3	2.3	2.3	2.2	2.2					
Avg. Stride Length [m]	6.0	7.2	7.5	7.6	7.4	7.3	6.9	6.8					





Horse/Jockey Name	Samurai Wand
Final Rank	3
Fastest Section Time (Section)	0:10.88 (Overall)
Top Speed [km/h] (Section)	64.9 (1200m)
Race State	Finished



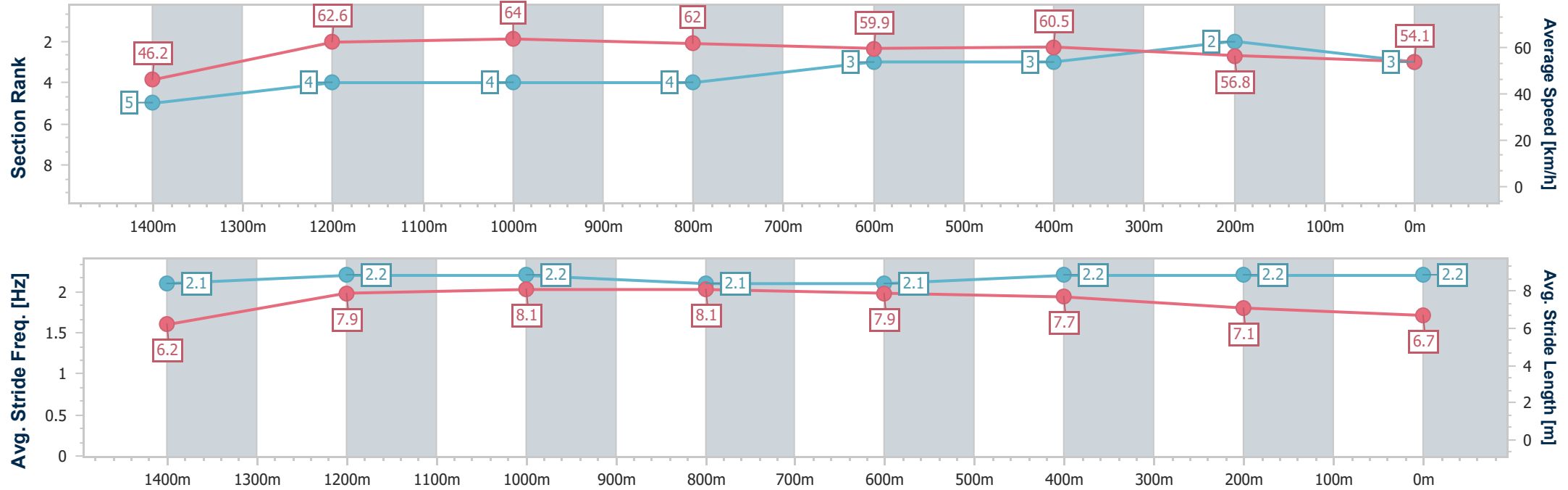
Aquis Park Gold Coast PolyProfessional  
Race 2: SELANGOR TURF CLUB TROPHY Maiden Plate -  
1540m



08 October 2025 - 13:04

Track Rating: N/A, Weather: Fine, Rail Position: True Entire Circuit

Section	Overall	1400m	1200m	1000m	800m	600m	400m	200m					
Section Times	1:35.39 [3] (0:10.88)	1:24.51 [5] (0:11.51)	1:13.00 [4] (0:11.28)	1:01.72 [4] (0:11.61)	0:50.11 [4] (0:12.04)	0:38.07 [3] (0:11.98)	0:26.09 [3] (0:12.67)	0:13.42 [2] (0:13.42)					
Average Speed [km/h]	46.2	62.6	64.0	62.0	59.9	60.5	56.8	54.1					
Top Speed [km/h]	60.7	64.2	64.9	63.2	61.3	61.7	58.6	55.5					
Avg. Dist. to Rail [m]	4.1	0.3	0.4	0.6	0.9	0.9	2.2	4.1					
Avg. Stride Freq. [Hz]	2.1	2.2	2.2	2.1	2.1	2.2	2.2	2.2					
Avg. Stride Length [m]	6.2	7.9	8.1	8.1	7.9	7.7	7.1	6.7					





Horse/Jockey Name	Rise And Resist
Final Rank	4
Fastest Section Time (Section)	0:10.54 (Overall)
Top Speed [km/h] (Section)	64.5 (1400m)
Race State	Finished



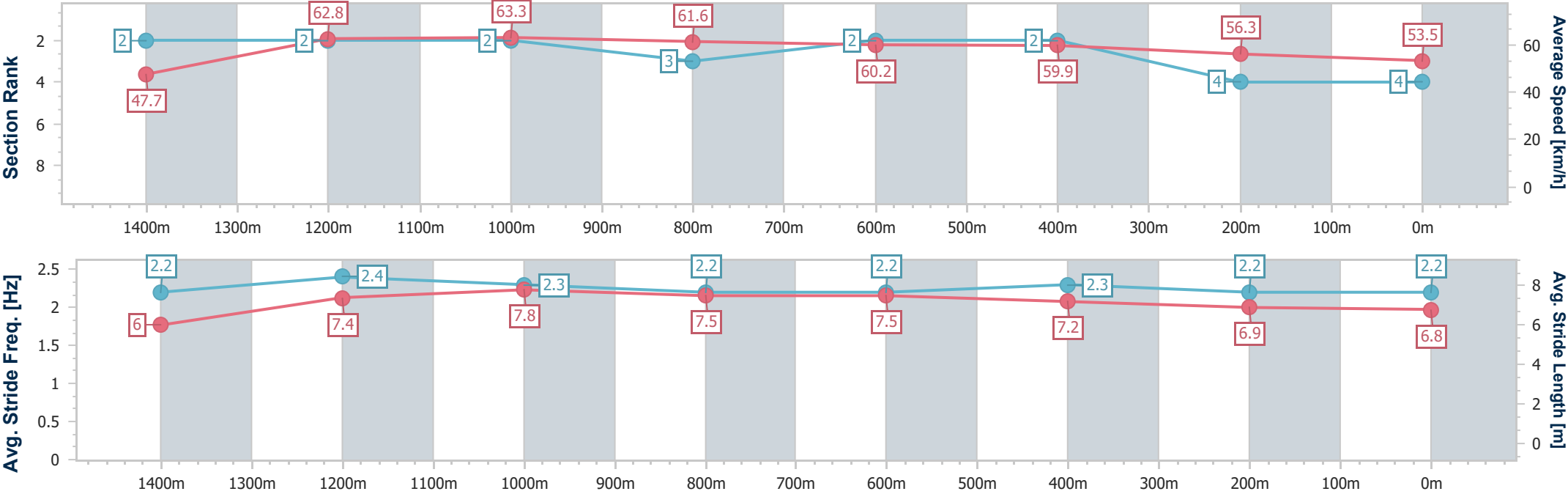
Aquis Park Gold Coast PolyProfessional  
Race 2: SELANGOR TURF CLUB TROPHY Maiden Plate -  
1540m



08 October 2025 - 13:04

Track Rating: N/A, Weather: Fine, Rail Position: True Entire Circuit

Section	Overall	1400m	1200m	1000m	800m	600m	400m	200m					
Section Times	1:35.54 [4] (0:10.54)	1:25.00 [2] (0:11.56)	1:13.44 [2] (0:11.40)	1:02.04 [2] (0:11.76)	0:50.28 [3] (0:11.99)	0:38.29 [2] (0:11.93)	0:26.36 [2] (0:12.84)	0:13.52 [4] (0:13.52)					
Average Speed [km/h]	47.7	62.8	63.3	61.6	60.2	59.9	56.3	53.5					
Top Speed [km/h]	61.7	64.5	64.1	63.2	61.2	61.4	57.8	55.8					
Avg. Dist. to Rail [m]	5.4	1.2	2.6	2.3	0.8	0.6	2.1	5.4					
Avg. Stride Freq. [Hz]	2.2	2.4	2.3	2.2	2.2	2.3	2.2	2.2					
Avg. Stride Length [m]	6.0	7.4	7.8	7.5	7.5	7.2	6.9	6.8					





Horse/Jockey Name	Scion
Final Rank	5
Fastest Section Time (Section)	0:10.79 (Overall)
Top Speed [km/h] (Section)	65.1 (1200m)
Race State	Finished



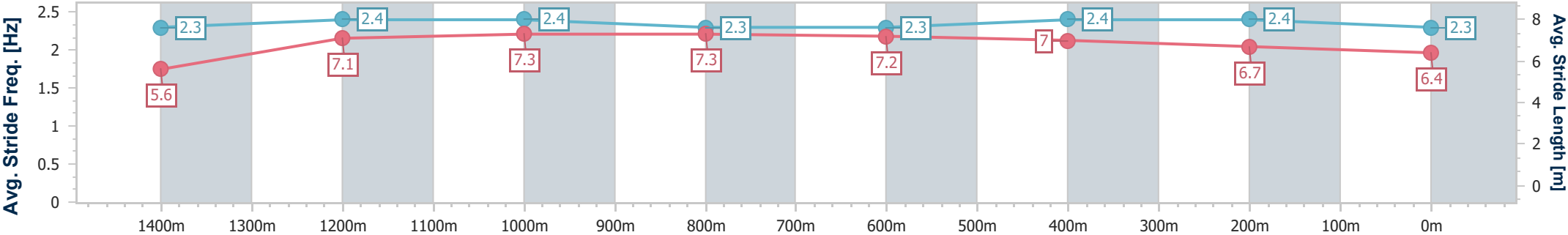
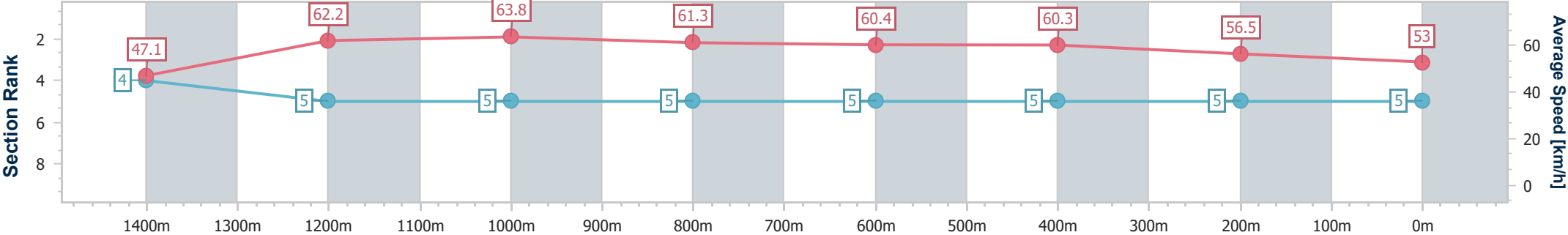
Aquis Park Gold Coast PolyProfessional  
Race 2: SELANGOR TURF CLUB TROPHY Maiden Plate -  
1540m



08 October 2025 - 13:04

Track Rating: N/A, Weather: Fine, Rail Position: True Entire Circuit

Section	Overall	1400m	1200m	1000m	800m	600m	400m	200m					
Section Times	1:36.01 [5] (0:10.79)	1:25.22 [4] (0:11.67)	1:13.55 [5] (0:11.32)	1:02.23 [5] (0:11.77)	0:50.46 [5] (0:11.99)	0:38.47 [5] (0:12.06)	0:26.41 [5] (0:12.82)	0:13.59 [5] (0:13.59)					
Average Speed [km/h]	47.1	62.2	63.8	61.3	60.4	60.3	56.5	53.0					
Top Speed [km/h]	60.7	64.3	65.1	62.1	61.1	62.4	58.3	56.3					
Avg. Dist. to Rail [m]	7.1	1.4	2.1	1.6	1.0	2.1	3.8	4.8					
Avg. Stride Freq. [Hz]	2.3	2.4	2.4	2.3	2.3	2.4	2.4	2.3					
Avg. Stride Length [m]	5.6	7.1	7.3	7.3	7.2	7.0	6.7	6.4					



- [ ] Ranking at each section and finish
- .-.- No data available at this section
- NA No data available



Horse/Jockey Name	Witness Dis
Final Rank	6
Fastest Section Time (Section)	0:11.15 (Overall)
Top Speed [km/h] (Section)	65.3 (1200m)
Race State	Finished



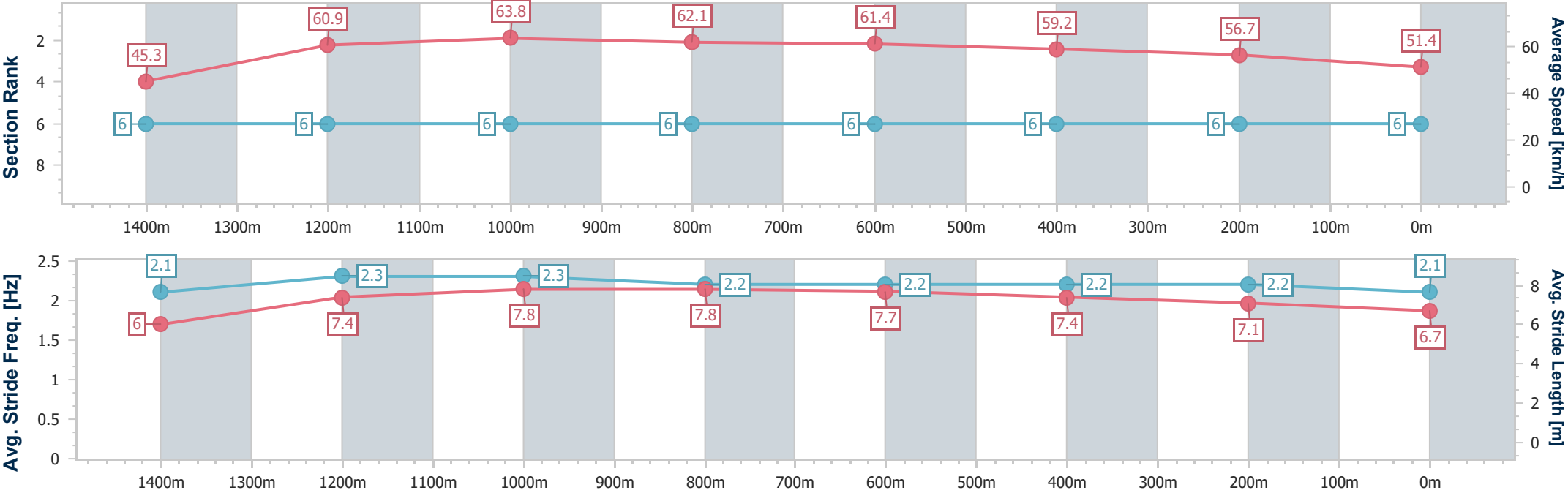
Aquis Park Gold Coast PolyProfessional  
Race 2: SELANGOR TURF CLUB TROPHY Maiden Plate -  
1540m



08 October 2025 - 13:04

Track Rating: N/A, Weather: Fine, Rail Position: True Entire Circuit

Section	Overall	1400m	1200m	1000m	800m	600m	400m	200m					
Section Times	1:36.71 [6] (0:11.15)	1:25.56 [6] (0:11.78)	1:13.78 [6] (0:11.28)	1:02.50 [6] (0:11.64)	0:50.86 [6] (0:11.80)	0:39.06 [6] (0:12.24)	0:26.82 [6] (0:12.78)	0:14.04 [6] (0:14.04)					
Average Speed [km/h]	45.3	60.9	63.8	62.1	61.4	59.2	56.7	51.4					
Top Speed [km/h]	58.7	63.7	65.3	63.9	62.2	60.6	57.9	55.1					
Avg. Dist. to Rail [m]	3.3	0.5	1.7	1.6	1.1	1.6	2.1	2.9					
Avg. Stride Freq. [Hz]	2.1	2.3	2.3	2.2	2.2	2.2	2.2	2.1					
Avg. Stride Length [m]	6.0	7.4	7.8	7.8	7.7	7.4	7.1	6.7					







**Aquis Park Gold Coast PolyProfessional**  
**Race 3: QLD COMMUNITY CLUBS BENCHMARK 60 Handicap - 1900m**  
**08 October 2025 - 13:39**



Track Rating: N/A, Weather: Fine, Rail Position: True Entire Circuit

Section					Overall	1800m	1600m	1400m	1200m	1000m	800m	Last 600m		
Field Times					1:59.57 (0:08.11)	1:51.46 (0:11.77)	1:39.69 (0:12.01)	1:27.68 (0:12.53)	1:15.15 (0:12.25)	1:02.90 (0:12.17)	0:50.73 (0:12.31)	0:38.42		
Rank	TAB	Horse/Jockey	Barrier	Top Speed [km/h]	Fastest Section									Distance Travelled [m]
1	5	AUTUNNO	1	61.2	0:08.91	1:59.57 [1]	1:50.66 [6]	1:38.70 [6]	1:26.66 [6]	1:14.49 [6]	1:02.23 [6]	0:50.13 [6]	0:38.15	
		Ashvin Goindasamy		800m	Overall	(0:08.91)	(0:11.96)	(0:12.04)	(0:12.17)	(0:12.26)	(0:12.10)	(0:11.98)		
2	1	WATERMELON	5	62.8	0:08.41	1:59.86 [2]	1:51.45 [5]	1:39.49 [4]	1:27.55 [3]	1:15.19 [3]	1:02.87 [3]	0:50.73 [3]	0:38.58	+16
		Bella Youngberry		1600m	Overall	(0:08.41)	(0:11.96)	(0:11.94)	(0:12.36)	(0:12.32)	(0:12.14)	(0:12.15)		
3	6	BLACK TYPHOON	4	62.2	0:08.11	2:00.80 [3]	1:52.69 [1]	1:40.62 [3]	1:28.37 [4]	1:15.84 [4]	1:03.64 [4]	0:51.53 [4]	0:39.32	+2
		Yvette Lewis		1800m	Overall	(0:08.11)	(0:12.07)	(0:12.25)	(0:12.53)	(0:12.20)	(0:12.11)	(0:12.21)		
4	7	WEEKEND ARTIST	3	62.1	0:08.38	2:00.81 [4]	1:52.43 [4]	1:40.39 [5]	1:28.31 [5]	1:15.79 [5]	1:03.61 [5]	0:51.48 [5]	0:39.25	+8
		Courtney Bellamy		1600m	Overall	(0:08.38)	(0:12.04)	(0:12.08)	(0:12.52)	(0:12.18)	(0:12.13)	(0:12.23)		
5	3	ROYAL CHARGE	6	62.6	0:08.21	2:01.36 [5]	1:53.15 [2]	1:41.37 [2]	1:29.30 [2]	1:16.77 [2]	1:04.50 [2]	0:52.38 [2]	0:40.12	+10
		Noriyuki Masuda		1800m	Overall	(0:08.21)	(0:11.78)	(0:12.07)	(0:12.53)	(0:12.27)	(0:12.12)	(0:12.26)		
6	2	BRENTWOOD	2	64.4	0:08.27	2:04.06 [6]	1:55.79 [3]	1:44.18 [1]	1:32.17 [1]	1:19.64 [1]	1:07.39 [1]	0:55.22 [1]	0:42.91	+11
		Jai Williams		1800m	Overall	(0:08.27)	(0:11.61)	(0:12.01)	(0:12.53)	(0:12.25)	(0:12.17)	(0:12.31)		

Scratched: Beat Hollow (#4)



**Aquis Park Gold Coast PolyProfessional**  
**Race 3: QLD COMMUNITY CLUBS BENCHMARK 60 Handicap - 1900m**  
**08 October 2025 - 13:39**



Track Rating: N/A, Weather: Fine, Rail Position: True Entire Circuit

Section						600m	400m	200m			Last 600m
Field Times						0:38.42 (0:12.60)	0:25.82 (0:12.81)	0:13.01 (0:13.01)			0:38.42
Rank	TAB	Horse/Jockey	Barrier	Top Speed [km/h]	Fastest Section				Margin		
1	5	AUTUNNO	1	61.2	0:08.91	0:38.15 [4]	0:25.82 [1]	0:13.01 [1]	1:59.57	0:38.15	
		Ashvin Goindasamy		800m	Overall	(0:12.33)	(0:12.81)	(0:13.01)			
2	1	WATERMELON	5	62.8	0:08.41	0:38.58 [3]	0:26.10 [2]	0:13.20 [2]	1.5L	0:38.58 +16	
		Bella Youngberry		1600m	Overall	(0:12.48)	(0:12.90)	(0:13.20)			
3	6	BLACK TYPHOON	4	62.2	0:08.11	0:39.32 [5]	0:26.56 [6]	0:13.34 [5]	7L	0:39.32 +2	
		Yvette Lewis		1800m	Overall	(0:12.76)	(0:13.22)	(0:13.34)			
4	7	WEEKEND ARTIST	3	62.1	0:08.38	0:39.25 [6]	0:26.64 [5]	0:13.56 [3]	7.1L	0:39.25 +8	
		Courtney Bellamy		1600m	Overall	(0:12.61)	(0:13.08)	(0:13.56)			
5	3	ROYAL CHARGE	6	62.6	0:08.21	0:40.12 [2]	0:27.34 [4]	0:14.02 [4]	10.1L	0:40.12 +10	
		Noriyuki Masuda		1800m	Overall	(0:12.78)	(0:13.32)	(0:14.02)			
6	2	BRENTWOOD	2	64.4	0:08.27	0:42.91 [1]	0:30.28 [3]	0:16.41 [6]	25.9L	0:42.91 +11	
		Jai Williams		1800m	Overall	(0:12.63)	(0:13.87)	(0:16.41)			

Scratched: Beat Hollow (#4)



Horse/Jockey Name	Autunno
Final Rank	1
Fastest Section Time (Section)	0:08.91 (Overall)
Top Speed [km/h] (Section)	61.2 (800m)
Race State	Finished

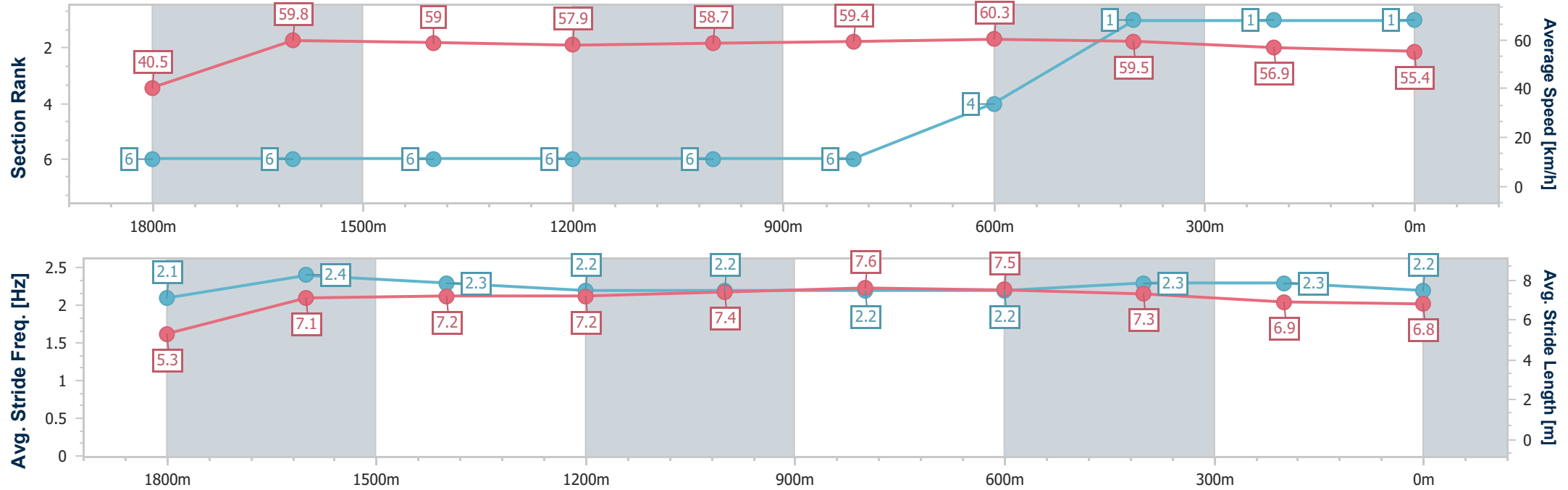


Aquis Park Gold Coast PolyProfessional  
Race 3: QLD COMMUNITY CLUBS BENCHMARK 60 Handicap - AQUIS PARK  
1900m

08 October 2025 - 13:39

Track Rating: N/A, Weather: Fine, Rail Position: True Entire Circuit

Section	Overall	1800m	1600m	1400m	1200m	1000m	800m	600m	400m	200m			
Section Times	1:59.57 [1] (0:08.91)	1:50.66 [6] (0:11.96)	1:38.70 [6] (0:12.04)	1:26.66 [6] (0:12.17)	1:14.49 [6] (0:12.26)	1:02.23 [6] (0:12.10)	0:50.13 [6] (0:11.98)	0:38.15 [4] (0:12.33)	0:25.82 [1] (0:12.81)	0:13.01 [1] (0:13.01)			
Average Speed [km/h]	40.5	59.8	59.0	57.9	58.7	59.4	60.3	59.5	56.9	55.4			
Top Speed [km/h]	58.4	60.8	60.5	59.4	59.3	60.8	61.2	60.8	57.7	57.2			
Avg. Dist. to Rail [m]	0.8	0.8	3.1	2.9	0.5	0.4	1.2	3.4	5.9	8.5			
Avg. Stride Freq. [Hz]	2.1	2.4	2.3	2.2	2.2	2.2	2.2	2.3	2.3	2.2			
Avg. Stride Length [m]	5.3	7.1	7.2	7.2	7.4	7.6	7.5	7.3	6.9	6.8			



- [ ] Ranking at each section and finish
- .-.- No data available at this section
- NA No data available



Horse/Jockey Name	Watermelon
Final Rank	2
Fastest Section Time (Section)	0:08.41 (Overall)
Top Speed [km/h] (Section)	62.8 (1600m)
Race State	Finished



Aquis Park Gold Coast PolyProfessional

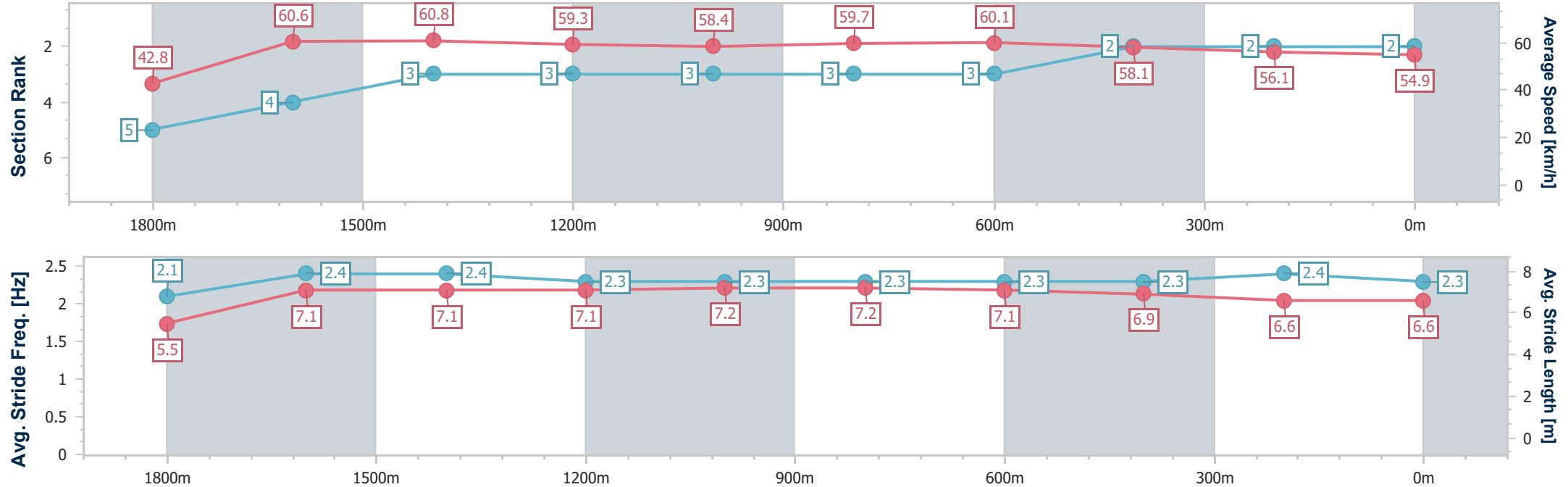
Race 3: QLD COMMUNITY CLUBS BENCHMARK 60 Handicap - 1900m

HOME OF THE GOLD COAST TRIP CLUB & STAY CENTRE

08 October 2025 - 13:39

Track Rating: N/A, Weather: Fine, Rail Position: True Entire Circuit

Section	Overall	1800m	1600m	1400m	1200m	1000m	800m	600m	400m	200m			
Section Times	1:59.86 [2] (0:08.41)	1:51.45 [5] (0:11.96)	1:39.49 [4] (0:11.94)	1:27.55 [3] (0:12.36)	1:15.19 [3] (0:12.32)	1:02.87 [3] (0:12.14)	0:50.73 [3] (0:12.15)	0:38.58 [3] (0:12.48)	0:26.10 [2] (0:12.90)	0:13.20 [2] (0:13.20)			
Average Speed [km/h]	42.8	60.6	60.8	59.3	58.4	59.7	60.1	58.1	56.1	54.9			
Top Speed [km/h]	56.9	62.4	62.8	61.5	59.6	61.0	61.3	60.0	57.1	56.1			
Avg. Dist. to Rail [m]	5.2	2.5	2.0	2.3	2.8	2.4	2.5	2.1	2.7	5.6			
Avg. Stride Freq. [Hz]	2.1	2.4	2.4	2.3	2.3	2.3	2.3	2.3	2.4	2.3			
Avg. Stride Length [m]	5.5	7.1	7.1	7.1	7.2	7.2	7.1	6.9	6.6	6.6			



- [ ] Ranking at each section and finish
- .-.- No data available at this section
- NA No data available



Horse/Jockey Name	Black Typhoon
Final Rank	3
Fastest Section Time (Section)	0:08.11 (Overall)
Top Speed [km/h] (Section)	62.2 (1800m)
Race State	Finished



Aquis Park Gold Coast PolyProfessional

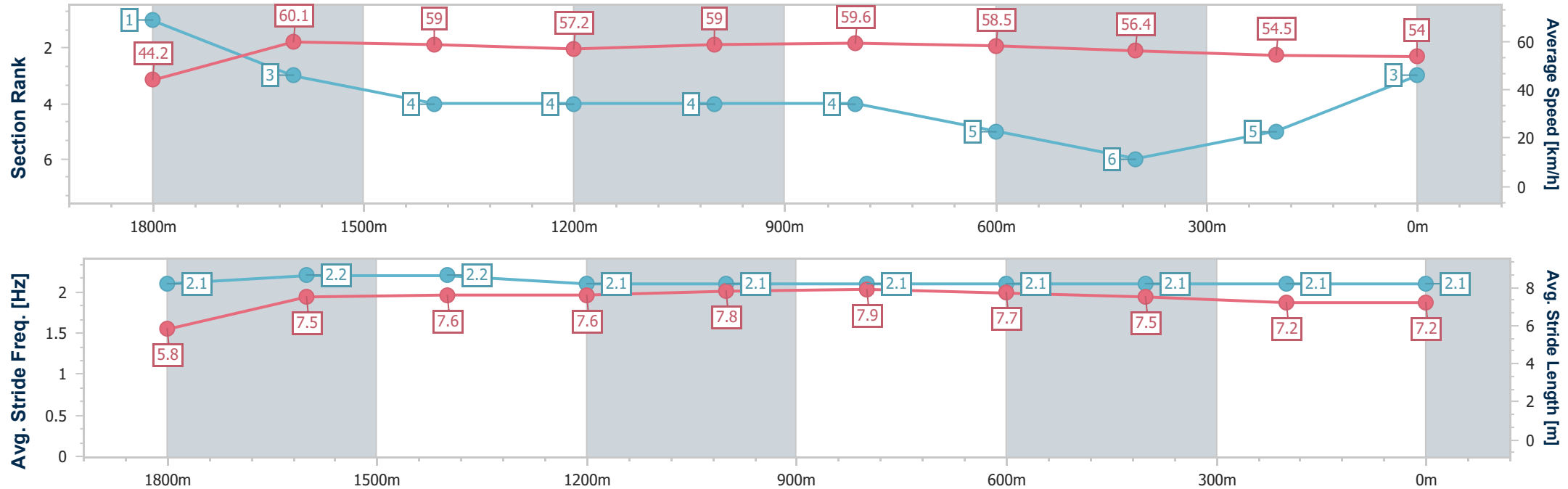
Race 3: QLD COMMUNITY CLUBS BENCHMARK 60 Handicap - 1900m

HOME OF THE GOLD COAST TRIP CLUB & STAY CENTRE

08 October 2025 - 13:39

Track Rating: N/A, Weather: Fine, Rail Position: True Entire Circuit

Section	Overall	1800m	1600m	1400m	1200m	1000m	800m	600m	400m	200m			
Section Times	2:00.80 [3] (0:08.11)	1:52.69 [1] (0:12.07)	1:40.62 [3] (0:12.25)	1:28.37 [4] (0:12.53)	1:15.84 [4] (0:12.20)	1:03.64 [4] (0:12.11)	0:51.53 [4] (0:12.21)	0:39.32 [5] (0:12.76)	0:26.56 [6] (0:13.22)	0:13.34 [5] (0:13.34)			
Average Speed [km/h]	44.2	60.1	59.0	57.2	59.0	59.6	58.5	56.4	54.5	54.0			
Top Speed [km/h]	58.5	62.2	60.4	58.9	59.7	60.3	59.7	58.7	55.3	55.4			
Avg. Dist. to Rail [m]	4.5	1.9	0.9	0.2	0.1	0.3	1.3	0.3	2.7	4.1			
Avg. Stride Freq. [Hz]	2.1	2.2	2.2	2.1	2.1	2.1	2.1	2.1	2.1	2.1			
Avg. Stride Length [m]	5.8	7.5	7.6	7.6	7.8	7.9	7.7	7.5	7.2	7.2			



- [ ] Ranking at each section and finish
- .-.- No data available at this section
- NA No data available

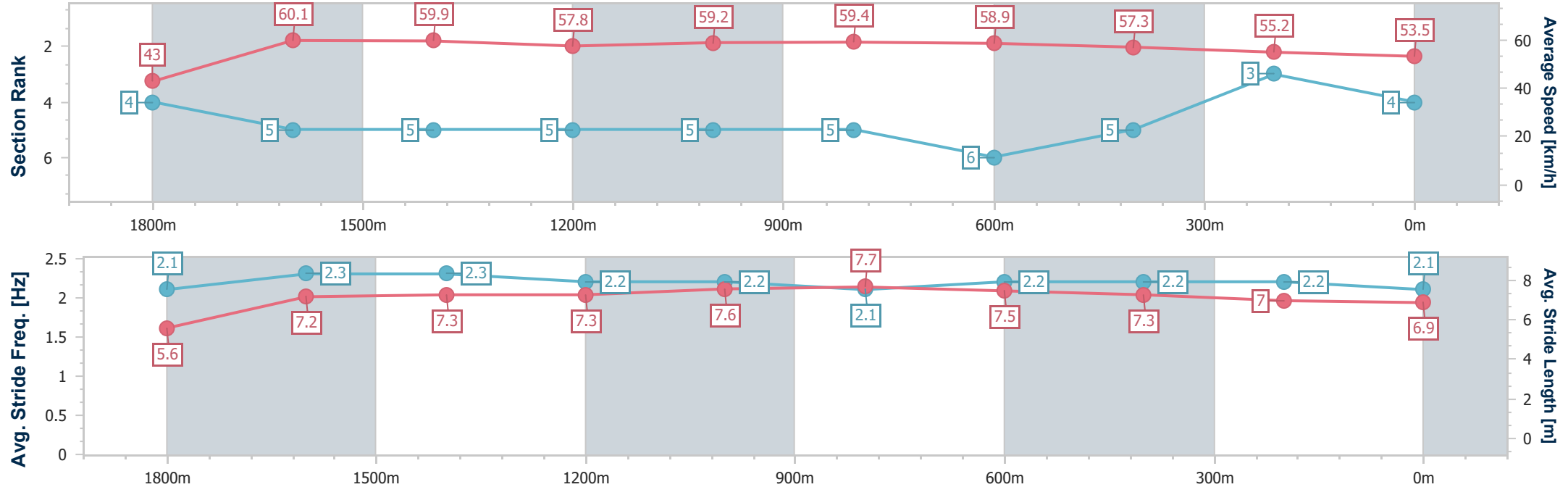


Horse/Jockey Name	Weekend Artist
Final Rank	4
Fastest Section Time (Section)	0:08.38 (Overall)
Top Speed [km/h] (Section)	62.1 (1600m)
Race State	Finished



Aquis Park Gold Coast PolyProfessional  
Race 3: QLD COMMUNITY CLUBS BENCHMARK 60 Handicap - AQUIS PARK  
1900m  
08 October 2025 - 13:39  
Track Rating: N/A, Weather: Fine, Rail Position: True Entire Circuit

Section	Overall	1800m	1600m	1400m	1200m	1000m	800m	600m	400m	200m			
Section Times	2:00.81 [4] (0:08.38)	1:52.43 [4] (0:12.04)	1:40.39 [5] (0:12.08)	1:28.31 [5] (0:12.52)	1:15.79 [5] (0:12.18)	1:03.61 [5] (0:12.13)	0:51.48 [5] (0:12.23)	0:39.25 [6] (0:12.61)	0:26.64 [5] (0:13.08)	0:13.56 [3] (0:13.56)			
Average Speed [km/h]	43.0	60.1	59.9	57.8	59.2	59.4	58.9	57.3	55.2	53.5			
Top Speed [km/h]	57.8	61.9	62.1	61.4	59.6	60.7	60.1	58.7	55.9	54.6			
Avg. Dist. to Rail [m]	3.2	1.4	0.8	1.0	1.3	0.6	0.3	0.7	3.7	6.2			
Avg. Stride Freq. [Hz]	2.1	2.3	2.3	2.2	2.2	2.1	2.2	2.2	2.2	2.1			
Avg. Stride Length [m]	5.6	7.2	7.3	7.3	7.6	7.7	7.5	7.3	7.0	6.9			



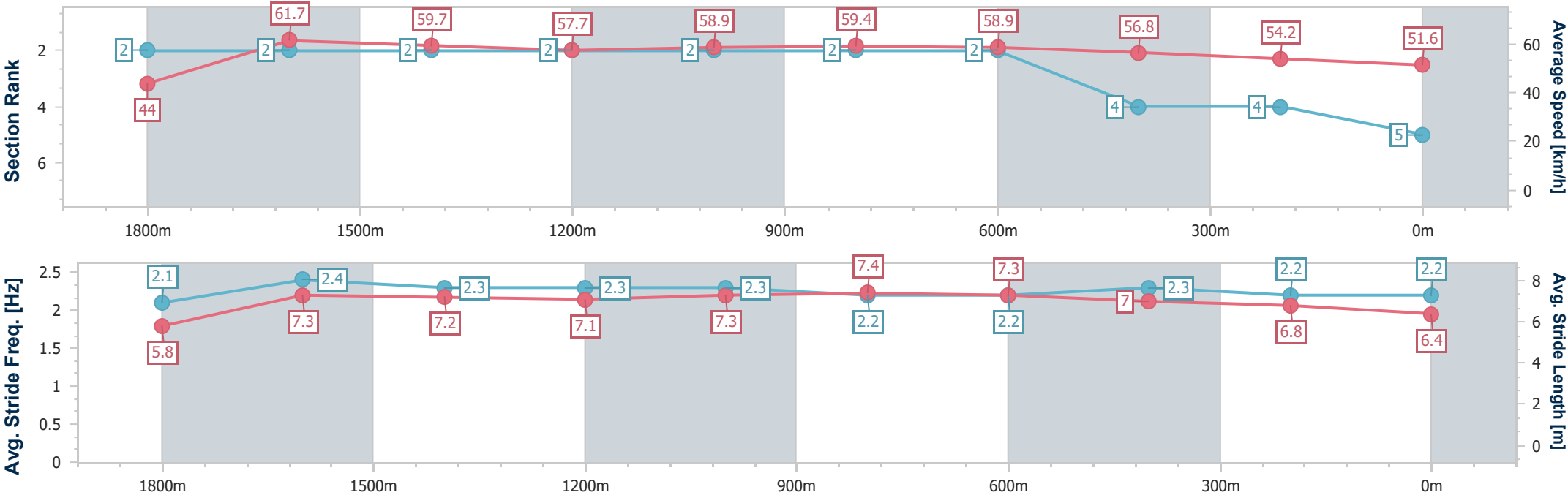


Horse/Jockey Name	Royal Charge
Final Rank	5
Fastest Section Time (Section)	0:08.21 (Overall)
Top Speed [km/h] (Section)	62.6 (1800m)
Race State	Finished



Aquis Park Gold Coast PolyProfessional  
Race 3: QLD COMMUNITY CLUBS BENCHMARK 60 Handicap - AQUIS PARK  
1900m  
08 October 2025 - 13:39  
Track Rating: N/A, Weather: Fine, Rail Position: True Entire Circuit

Section	Overall	1800m	1600m	1400m	1200m	1000m	800m	600m	400m	200m			
Section Times	2:01.36 [5] (0:08.21)	1:53.15 [2] (0:11.78)	1:41.37 [2] (0:12.07)	1:29.30 [2] (0:12.53)	1:16.77 [2] (0:12.27)	1:04.50 [2] (0:12.12)	0:52.38 [2] (0:12.26)	0:40.12 [2] (0:12.78)	0:27.34 [4] (0:13.32)	0:14.02 [4] (0:14.02)			
Average Speed [km/h]	44.0	61.7	59.7	57.7	58.9	59.4	58.9	56.8	54.2	51.6			
Top Speed [km/h]	60.1	62.6	61.4	59.2	59.6	59.8	60.2	58.6	55.4	53.4			
Avg. Dist. to Rail [m]	7.0	3.1	1.1	0.9	1.6	1.3	0.7	1.4	2.9	4.7			
Avg. Stride Freq. [Hz]	2.1	2.4	2.3	2.3	2.3	2.2	2.2	2.3	2.2	2.2			
Avg. Stride Length [m]	5.8	7.3	7.2	7.1	7.3	7.4	7.3	7.0	6.8	6.4			





Horse/Jockey Name	Brentwood
Final Rank	6
Fastest Section Time (Section)	0:08.27 (Overall)
Top Speed [km/h] (Section)	64.4 (1800m)
Race State	Finished



Aquis Park Gold Coast PolyProfessional

Race 3: QLD COMMUNITY CLUBS BENCHMARK 60 Handicap - AQUIS PARK

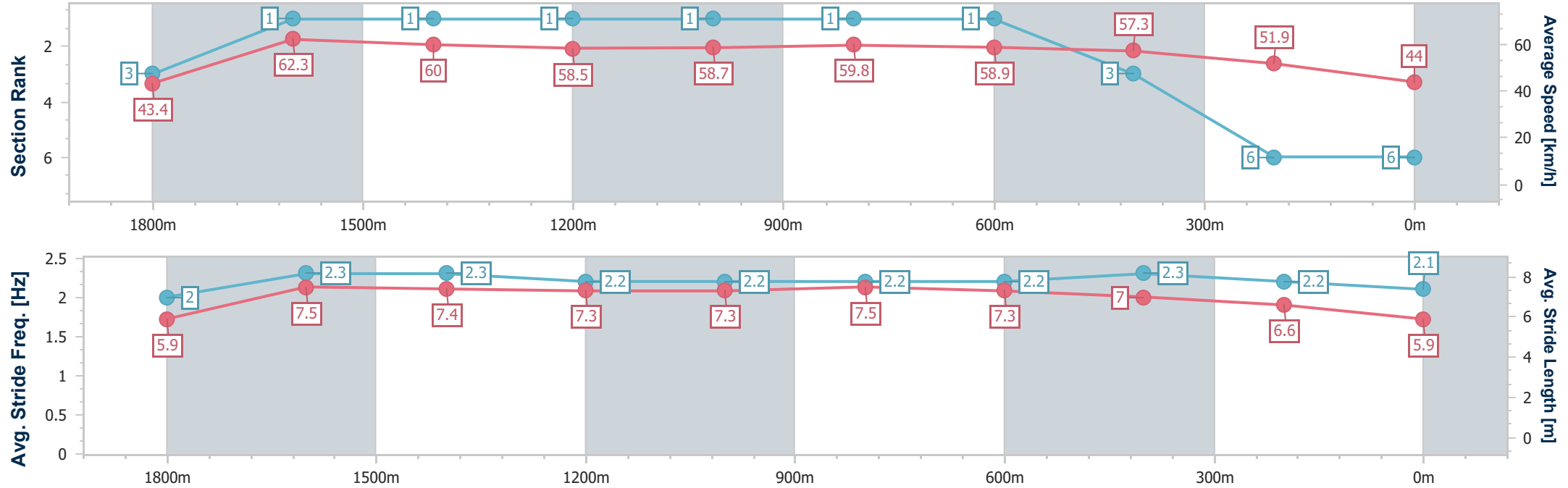
1900m

HOME OF THE GOLD COAST  
TRIP CLUB & SPORT CENTRE

08 October 2025 - 13:39

Track Rating: N/A, Weather: Fine, Rail Position: True Entire Circuit

Section	Overall	1800m	1600m	1400m	1200m	1000m	800m	600m	400m	200m			
Section Times	2:04.06 [6] (0:08.27)	1:55.79 [3] (0:11.61)	1:44.18 [1] (0:12.01)	1:32.17 [1] (0:12.53)	1:19.64 [1] (0:12.25)	1:07.39 [1] (0:12.17)	0:55.22 [1] (0:12.31)	0:42.91 [1] (0:12.63)	0:30.28 [3] (0:13.87)	0:16.41 [6] (0:16.41)			
Average Speed [km/h]	43.4	62.3	60.0	58.5	58.7	59.8	58.9	57.3	51.9	44.0			
Top Speed [km/h]	60.7	64.4	61.1	59.7	59.9	60.1	60.7	59.2	53.8	50.7			
Avg. Dist. to Rail [m]	1.9	0.4	1.7	2.1	2.9	2.4	1.6	0.9	1.6	1.9			
Avg. Stride Freq. [Hz]	2.0	2.3	2.3	2.2	2.2	2.2	2.2	2.3	2.2	2.1			
Avg. Stride Length [m]	5.9	7.5	7.4	7.3	7.3	7.5	7.3	7.0	6.6	5.9			



- [ ] Ranking at each section and finish
- .-.- No data available at this section
- NA No data available





**Aquis Park Gold Coast PolyProfessional**  
**Race 4: PHILIPPINE JOCKEY CLUB TROPHY BENCHMARK 68 Handicap**  
**- 1540m**

**08 October 2025 - 14:14**



**Track Rating: N/A, Weather: Fine, Rail Position: True Entire Circuit**

Section					Overall	1400m	1200m	1000m	800m	600m	400m	Last 600m		
Field Times					1:33.86 (0:10.23)	1:23.63 (0:12.09)	1:11.54 (0:11.70)	0:59.84 (0:11.52)	0:48.32 (0:11.60)	0:36.72 (0:11.72)	0:25.00 (0:12.35)	0:36.72		
Rank	TAB	Horse/Jockey	Barrier	Top Speed [km/h]	Fastest Section									Distance Travelled [m]
1	4	SARSEN	2	63.5	0:10.64	1:33.86 [1]	1:23.22 [5]	1:11.31 [4]	0:59.60 [4]	0:48.04 [3]	0:36.46 [3]	0:24.77 [3]	0:36.46	
		Scott Sheargold		600m	Overall	(0:10.64)	(0:11.91)	(0:11.71)	(0:11.56)	(0:11.58)	(0:11.69)	(0:12.23)		
2	3	TROPIC SANDS	5	63.9	0:10.42	1:33.91 [2]	1:23.49 [3]	1:11.40 [3]	0:59.69 [3]	0:48.07 [4]	0:36.46 [4]	0:24.74 [4]	0:36.46	+12
		Jasper Franklin		600m	Overall	(0:10.42)	(0:12.09)	(0:11.71)	(0:11.62)	(0:11.61)	(0:11.72)	(0:12.25)		
3	2	SILVER WARRIOR	3	63.9	0:10.32	1:34.40 [3]	1:24.08 [2]	1:12.08 [1]	1:00.35 [2]	0:48.78 [2]	0:37.16 [2]	0:25.54 [1]	0:37.16	+7
		Bella Youngberry		600m	Overall	(0:10.32)	(0:12.00)	(0:11.73)	(0:11.57)	(0:11.62)	(0:11.62)	(0:12.35)		
4	5	LA SOEUR	1	63.6	0:10.23	1:34.57 [4]	1:24.34 [1]	1:12.21 [2]	1:00.55 [1]	0:49.03 [1]	0:37.43 [1]	0:25.63 [2]	0:37.43	+0
		Jai Williams		600m	Overall	(0:10.23)	(0:12.13)	(0:11.66)	(0:11.52)	(0:11.60)	(0:11.80)	(0:12.49)		
5	8	NEOCLASSICISM	6	63.8	0:10.59	1:34.87 [5]	1:24.28 [4]	1:12.10 [6]	1:00.37 [5]	0:48.73 [5]	0:37.09 [6]	0:25.30 [6]	0:37.09	+11
		Leah Martyn		600m	Overall	(0:10.59)	(0:12.18)	(0:11.73)	(0:11.64)	(0:11.64)	(0:11.79)	(0:12.38)		
6	1	TUHINGA	4	63.5	0:10.70	1:35.03 [6]	1:24.33 [6]	1:12.27 [5]	1:00.49 [6]	0:48.86 [6]	0:37.31 [5]	0:25.57 [5]	0:37.31	+9
		Chelsea Baker		600m	Overall	(0:10.70)	(0:12.06)	(0:11.78)	(0:11.63)	(0:11.55)	(0:11.74)	(0:12.47)		

**Scratched: Kozani (#6), The Wellian (#7)**



**Aquis Park Gold Coast PolyProfessional**  
**Race 4: PHILIPPINE JOCKEY CLUB TROPHY BENCHMARK 68 Handicap**  
**- 1540m**

**08 October 2025 - 14:14**



**Track Rating: N/A, Weather: Fine, Rail Position: True Entire Circuit**

Section		200m					Last 600m		
Field Times		0:12.65 (0:12.65)					0:36.72		
Rank	TAB	Horse/Jockey	Barrier	Top Speed [km/h]	Fastest Section	Margin		Distance Travelled [m]	
1	4	SARSEN	2	63.5	0:10.64	0:12.54 [2]	1:33.86	0:36.46	
		Scott Sheargold		600m	Overall	(0:12.54)			
2	3	TROPIC SANDS	5	63.9	0:10.42	0:12.49 [3]	0.2L	0:36.46	+12
		Jasper Franklin		600m	Overall	(0:12.49)			
3	2	SILVER WARRIOR	3	63.9	0:10.32	0:13.19 [1]	3L	0:37.16	+7
		Bella Youngberry		600m	Overall	(0:13.19)			
4	5	LA SOEUR	1	63.6	0:10.23	0:13.14 [4]	4L	0:37.43	+0
		Jai Williams		600m	Overall	(0:13.14)			
5	8	NEOCLASSICISM	6	63.8	0:10.59	0:12.92 [6]	5.5L	0:37.09	+11
		Leah Martyn		600m	Overall	(0:12.92)			
6	1	TUHINGA	4	63.5	0:10.70	0:13.10 [5]	6.3L	0:37.31	+9
		Chelsea Baker		600m	Overall	(0:13.10)			

**Scratched: Kozani (#6), The Wellian (#7)**



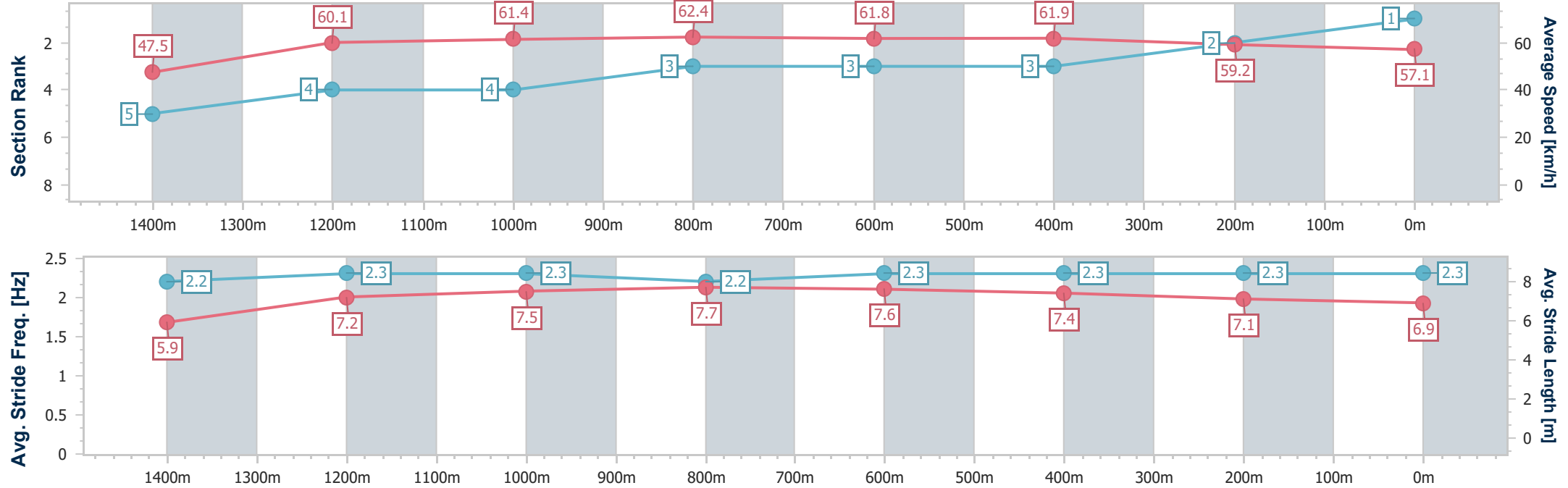
Horse/Jockey Name	Sarsen
Final Rank	1
Fastest Section Time (Section)	0:10.64 (Overall)
Top Speed [km/h] (Section)	63.5 (600m)
Race State	Finished



Aquis Park Gold Coast PolyProfessional  
Race 4: PHILIPPINE JOCKEY CLUB TROPHY BENCHMARK 68  
Handicap - 1540m  
08 October 2025 - 14:14  
Track Rating: N/A, Weather: Fine, Rail Position: True Entire Circuit



Section	Overall	1400m	1200m	1000m	800m	600m	400m	200m					
Section Times	1:33.86 [1] (0:10.64)	1:23.22 [5] (0:11.91)	1:11.31 [4] (0:11.71)	0:59.60 [4] (0:11.56)	0:48.04 [3] (0:11.58)	0:36.46 [3] (0:11.69)	0:24.77 [3] (0:12.23)	0:12.54 [2] (0:12.54)					
Average Speed [km/h]	47.5	60.1	61.4	62.4	61.8	61.9	59.2	57.1					
Top Speed [km/h]	61.3	61.3	62.3	63.2	63.2	63.5	61.0	58.8					
Avg. Dist. to Rail [m]	2.1	0.5	0.1	0.2	0.6	0.9	1.7	2.8					
Avg. Stride Freq. [Hz]	2.2	2.3	2.3	2.2	2.3	2.3	2.3	2.3					
Avg. Stride Length [m]	5.9	7.2	7.5	7.7	7.6	7.4	7.1	6.9					





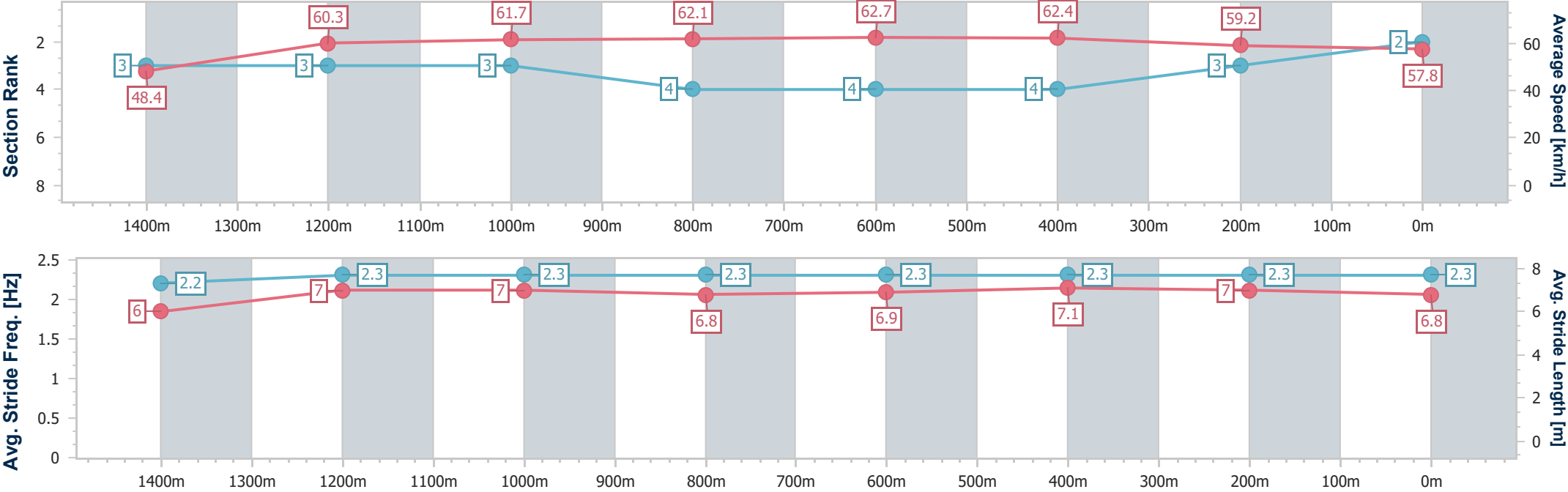
Horse/Jockey Name	Tropic Sands
Final Rank	2
Fastest Section Time (Section)	0:10.42 (Overall)
Top Speed [km/h] (Section)	63.9 (600m)
Race State	Finished



Aquis Park Gold Coast PolyProfessional  
Race 4: PHILIPPINE JOCKEY CLUB TROPHY BENCHMARK 68  
Handicap - 1540m  
08 October 2025 - 14:14  
Track Rating: N/A, Weather: Fine, Rail Position: True Entire Circuit



Section	Overall	1400m	1200m	1000m	800m	600m	400m	200m					
Section Times	1:33.91 [2] (0:10.42)	1:23.49 [3] (0:12.09)	1:11.40 [3] (0:11.71)	0:59.69 [3] (0:11.62)	0:48.07 [4] (0:11.61)	0:36.46 [4] (0:11.72)	0:24.74 [4] (0:12.25)	0:12.49 [3] (0:12.49)					
Average Speed [km/h]	48.4	60.3	61.7	62.1	62.7	62.4	59.2	57.8					
Top Speed [km/h]	61.3	61.6	62.5	62.8	63.2	63.9	59.8	58.9					
Avg. Dist. to Rail [m]	5.5	2.0	1.7	1.7	2.4	3.0	3.4	4.9					
Avg. Stride Freq. [Hz]	2.2	2.3	2.3	2.3	2.3	2.3	2.3	2.3					
Avg. Stride Length [m]	6.0	7.0	7.0	6.8	6.9	7.1	7.0	6.8					



[ ] Ranking at each section and finish  
-.-.- No data available at this section  
NA No data available



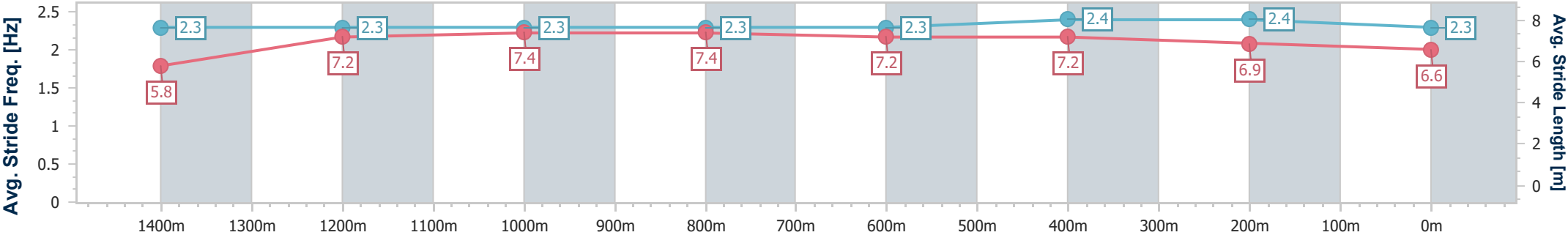
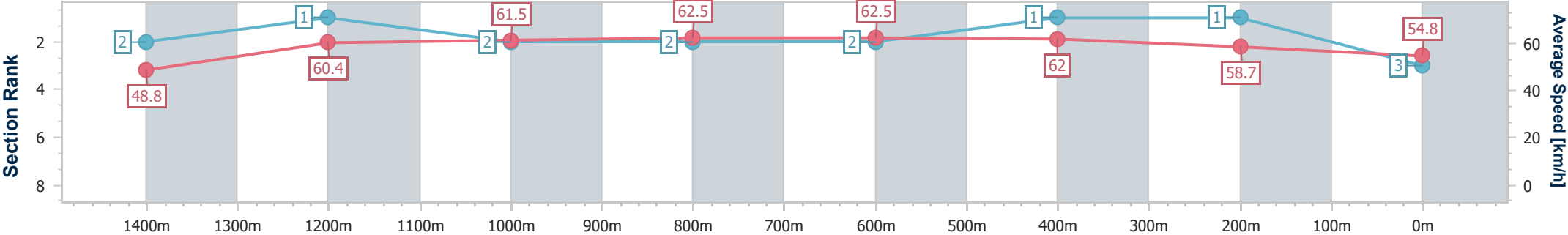
Horse/Jockey Name	Silver Warrior
Final Rank	3
Fastest Section Time (Section)	0:10.32 (Overall)
Top Speed [km/h] (Section)	63.9 (600m)
Race State	Finished



Aquis Park Gold Coast PolyProfessional  
Race 4: PHILIPPINE JOCKEY CLUB TROPHY BENCHMARK 68  
Handicap - 1540m  
08 October 2025 - 14:14  
Track Rating: N/A, Weather: Fine, Rail Position: True Entire Circuit



Section	Overall	1400m	1200m	1000m	800m	600m	400m	200m					
Section Times	1:34.40 [3] (0:10.32)	1:24.08 [2] (0:12.00)	1:12.08 [1] (0:11.73)	1:00.35 [2] (0:11.57)	0:48.78 [2] (0:11.62)	0:37.16 [2] (0:11.62)	0:25.54 [1] (0:12.35)	0:13.19 [1] (0:13.19)					
Average Speed [km/h]	48.8	60.4	61.5	62.5	62.5	62.0	58.7	54.8					
Top Speed [km/h]	63.6	61.2	61.8	63.0	63.7	63.9	59.7	57.1					
Avg. Dist. to Rail [m]	3.9	1.4	1.5	1.4	1.2	1.2	1.8	2.6					
Avg. Stride Freq. [Hz]	2.3	2.3	2.3	2.3	2.3	2.4	2.4	2.3					
Avg. Stride Length [m]	5.8	7.2	7.4	7.4	7.2	7.2	6.9	6.6					





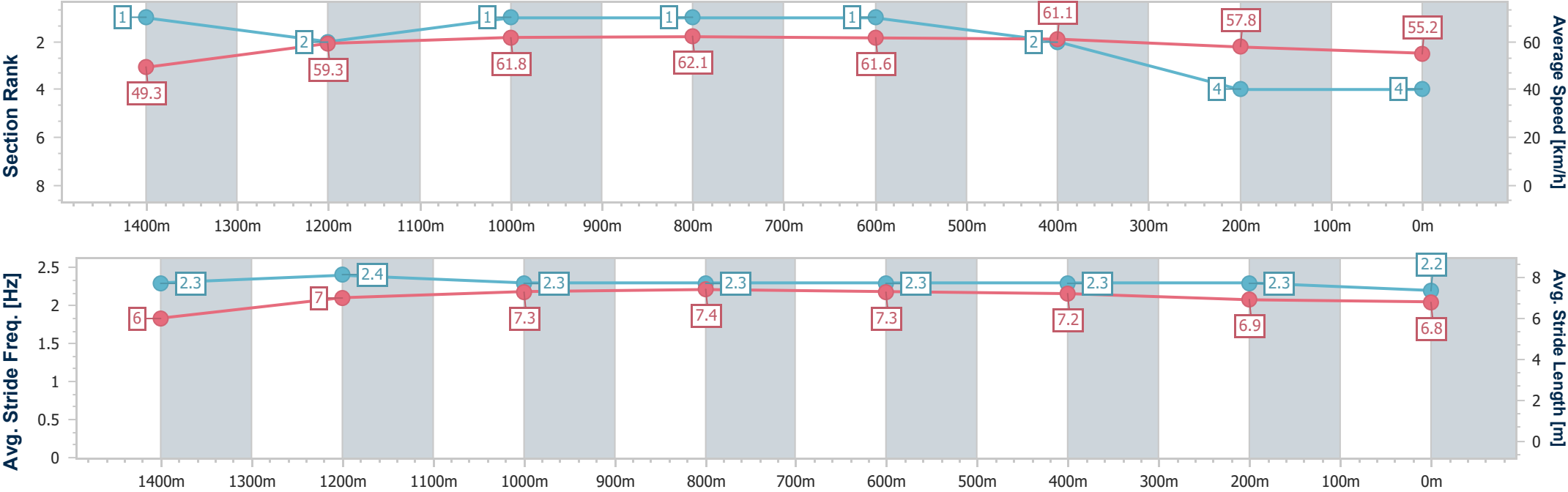
Horse/Jockey Name	La Soeur
Final Rank	4
Fastest Section Time (Section)	0:10.23 (Overall)
Top Speed [km/h] (Section)	63.6 (600m)
Race State	Finished



Aquis Park Gold Coast PolyProfessional  
Race 4: PHILIPPINE JOCKEY CLUB TROPHY BENCHMARK 68  
Handicap - 1540m  
08 October 2025 - 14:14  
Track Rating: N/A, Weather: Fine, Rail Position: True Entire Circuit



Section	Overall	1400m	1200m	1000m	800m	600m	400m	200m					
Section Times	1:34.57 [4] (0:10.23)	1:24.34 [1] (0:12.13)	1:12.21 [2] (0:11.66)	1:00.55 [1] (0:11.52)	0:49.03 [1] (0:11.60)	0:37.43 [1] (0:11.80)	0:25.63 [2] (0:12.49)	0:13.14 [4] (0:13.14)					
Average Speed [km/h]	49.3	59.3	61.8	62.1	61.6	61.1	57.8	55.2					
Top Speed [km/h]	62.0	61.5	62.7	63.0	63.0	63.6	58.8	57.0					
Avg. Dist. to Rail [m]	1.9	0.5	0.8	0.8	1.3	0.6	0.3	0.3					
Avg. Stride Freq. [Hz]	2.3	2.4	2.3	2.3	2.3	2.3	2.3	2.2					
Avg. Stride Length [m]	6.0	7.0	7.3	7.4	7.3	7.2	6.9	6.8					





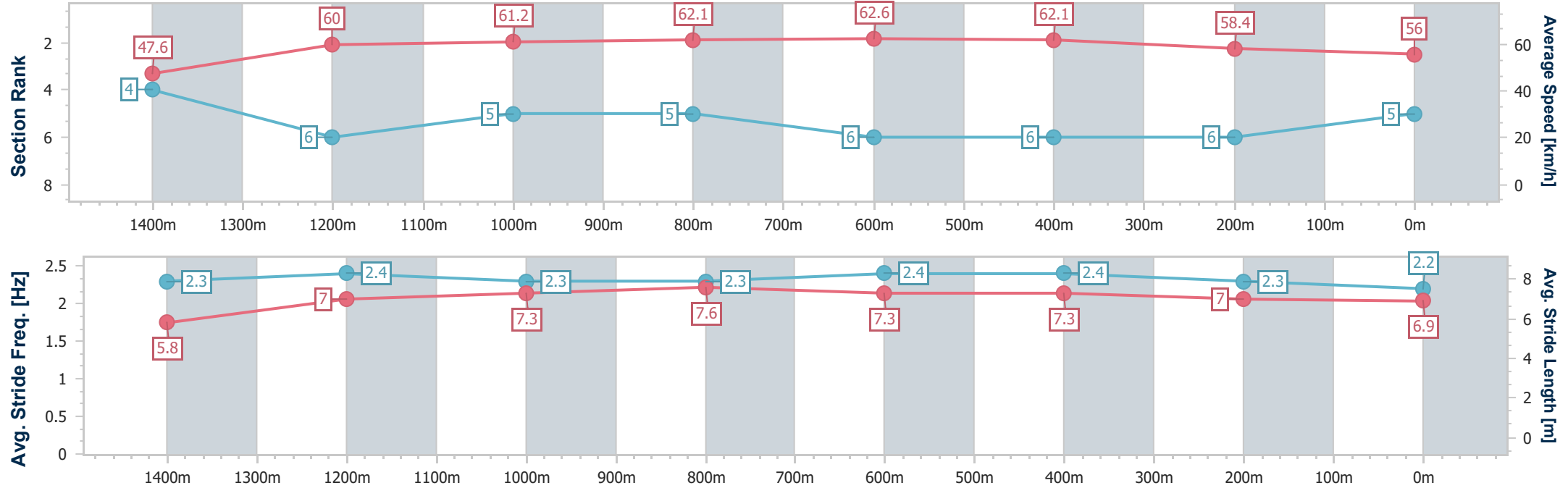
Horse/Jockey Name	Neoclassicism
Final Rank	5
Fastest Section Time (Section)	0:10.59 (Overall)
Top Speed [km/h] (Section)	63.8 (600m)
Race State	Finished



Aquis Park Gold Coast PolyProfessional  
Race 4: PHILIPPINE JOCKEY CLUB TROPHY BENCHMARK 68  
Handicap - 1540m  
08 October 2025 - 14:14  
Track Rating: N/A, Weather: Fine, Rail Position: True Entire Circuit



Section	Overall	1400m	1200m	1000m	800m	600m	400m	200m					
Section Times	1:34.87 [5] (0:10.59)	1:24.28 [4] (0:12.18)	1:12.10 [6] (0:11.73)	1:00.37 [5] (0:11.64)	0:48.73 [5] (0:11.64)	0:37.09 [6] (0:11.79)	0:25.30 [6] (0:12.38)	0:12.92 [6] (0:12.92)					
Average Speed [km/h]	47.6	60.0	61.2	62.1	62.6	62.1	58.4	56.0					
Top Speed [km/h]	59.0	61.3	63.0	62.9	63.1	63.8	60.1	57.7					
Avg. Dist. to Rail [m]	6.2	1.6	0.8	0.7	2.2	3.3	4.2	5.3					
Avg. Stride Freq. [Hz]	2.3	2.4	2.3	2.3	2.4	2.4	2.3	2.2					
Avg. Stride Length [m]	5.8	7.0	7.3	7.6	7.3	7.3	7.0	6.9					





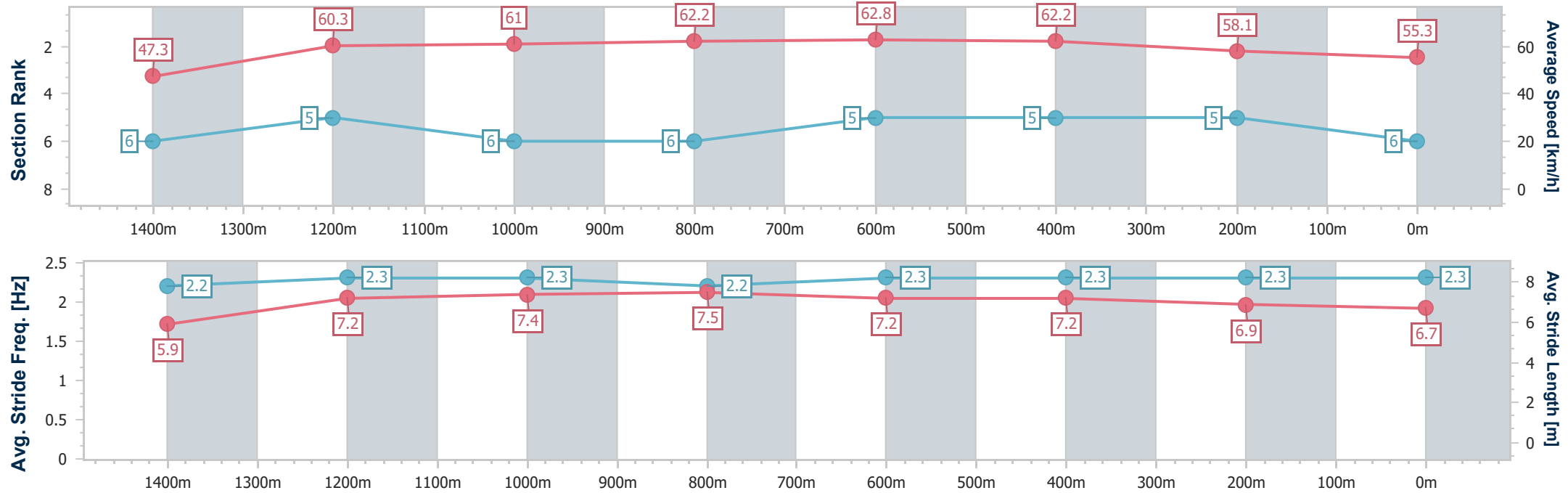
Horse/Jockey Name	Tuhinga
Final Rank	6
Fastest Section Time (Section)	0:10.70 (Overall)
Top Speed [km/h] (Section)	63.5 (600m)
Race State	Finished



Aquis Park Gold Coast PolyProfessional  
Race 4: PHILIPPINE JOCKEY CLUB TROPHY BENCHMARK 68  
Handicap - 1540m  
08 October 2025 - 14:14  
Track Rating: N/A, Weather: Fine, Rail Position: True Entire Circuit



Section	Overall	1400m	1200m	1000m	800m	600m	400m	200m					
Section Times	1:35.03 [6] (0:10.70)	1:24.33 [6] (0:12.06)	1:12.27 [5] (0:11.78)	1:00.49 [6] (0:11.63)	0:48.86 [6] (0:11.55)	0:37.31 [5] (0:11.74)	0:25.57 [5] (0:12.47)	0:13.10 [5] (0:13.10)					
Average Speed [km/h]	47.3	60.3	61.0	62.2	62.8	62.2	58.1	55.3					
Top Speed [km/h]	61.1	61.6	63.0	63.0	63.4	63.5	59.9	56.7					
Avg. Dist. to Rail [m]	4.5	1.1	0.6	0.5	2.0	2.6	4.0	4.3					
Avg. Stride Freq. [Hz]	2.2	2.3	2.3	2.2	2.3	2.3	2.3	2.3					
Avg. Stride Length [m]	5.9	7.2	7.4	7.5	7.2	7.2	6.9	6.7					



[ ] Ranking at each section and finish  
- - - - No data available at this section  
NA No data available





**Aquis Park Gold Coast PolyProfessional**  
**Race 5: THE ROYAL BANGKOK SPORTS CLUB TROPHY BENCHMARK**  
**65 Handicap - 1200m**  
**08 October 2025 - 14:49**



Track Rating: N/A, Weather: Fine, Rail Position: True Entire Circuit

Section						Overall	1000m	800m	600m	400m	200m	Last 600m	
Field Times						1:11.03 (0:12.95)	0:58.08 (0:10.25)	0:47.83 (0:10.92)	0:36.91 (0:11.61)	0:25.30 (0:12.41)	0:12.89 (0:12.89)	0:36.91	
Rank	TAB	Horse/Jockey	Barrier	Top Speed [km/h]	Fastest Section							Margin	Distance Travelled [m]
1	1	HULKAMANIA	3	70.6	0:10.63	1:11.03 [1]	0:57.46 [6]	0:46.83 [6]	0:36.04 [5]	0:24.68 [5]	0:12.64 [2]	1:11.03	0:36.04
		Bella Youngberry		800m	1000m	(0:13.57)	(0:10.63)	(0:10.79)	(0:11.36)	(0:12.04)	(0:12.64)		
2	7	TARPS	9	71.9	0:10.25	1:11.26 [2]	0:58.31 [1]	0:48.06 [1]	0:37.14 [1]	0:25.53 [1]	0:13.12 [1]	1.3L	0:37.14
		Yvette Lewis		Overall	1000m	(0:12.95)	(0:10.25)	(0:10.92)	(0:11.61)	(0:12.41)	(0:13.12)		-7
3	10	BIRMINGHAM	6	68.5	0:10.74	1:11.59 [3]	0:57.95 [7]	0:47.21 [7]	0:36.32 [8]	0:24.92 [8]	0:12.78 [7]	3.1L	0:36.32
		Colleen Krahn		1000m	1000m	(0:13.64)	(0:10.74)	(0:10.89)	(0:11.40)	(0:12.14)	(0:12.78)		+5
4	3	COMMAND APPROVED	4	69.7	0:10.49	1:11.67 [4]	0:58.40 [3]	0:47.91 [2]	0:37.18 [2]	0:25.75 [2]	0:13.27 [3]	3.4L	0:37.18
		Chelsea Baker		1000m	1000m	(0:13.27)	(0:10.49)	(0:10.73)	(0:11.43)	(0:12.48)	(0:13.27)		-4
5	11	EVERY HEART	5	69.4	0:10.55	1:11.85 [5]	0:58.61 [2]	0:48.06 [3]	0:37.22 [3]	0:25.81 [3]	0:13.38 [4]	4.4L	0:37.22
		Dylan Turner		1000m	1000m	(0:13.24)	(0:10.55)	(0:10.84)	(0:11.41)	(0:12.43)	(0:13.38)		-1
6	9	WHOMSOEVER	1	68.6	0:10.70	1:12.00 [6]	0:58.56 [5]	0:47.86 [5]	0:36.85 [6]	0:25.30 [9]	0:12.81 [9]	5.2L	0:36.85
		Jasper Franklin		1000m	1000m	(0:13.44)	(0:10.70)	(0:11.01)	(0:11.55)	(0:12.49)	(0:12.81)		-6
7	5	TIME BANDIT	2	69.2	0:10.57	1:12.16 [7]	0:58.24 [9]	0:47.67 [9]	0:36.90 [7]	0:25.55 [6]	0:13.35 [6]	6L	0:36.90
		Jackson Murphy		1000m	1000m	(0:13.92)	(0:10.57)	(0:10.77)	(0:11.35)	(0:12.20)	(0:13.35)		-11
8	4	KING KRYPTOS	7	68.8	0:10.63	1:12.49 [8]	0:58.72 [8]	0:48.09 [8]	0:37.18 [9]	0:25.88 [7]	0:13.65 [8]	7.8L	0:37.18
		Jai Williams		1000m	1000m	(0:13.77)	(0:10.63)	(0:10.91)	(0:11.30)	(0:12.23)	(0:13.65)		-3
9	2	NEW HAMPSHIRE	8	69.0	0:10.57	1:12.55 [9]	0:59.21 [4]	0:48.64 [4]	0:37.85 [4]	0:26.41 [4]	0:13.82 [5]	8L	0:37.85
		Jaden Lloyd		1000m	1000m	(0:13.34)	(0:10.57)	(0:10.79)	(0:11.44)	(0:12.59)	(0:13.82)		-1

Scratched: Veloce Meteor (#8), Hollywood Epic (#6), Isle Ornsay (#12)



Horse/Jockey Name	Hulkamania
Final Rank	1
Fastest Section Time (Section)	0:10.63 (1000m)
Top Speed [km/h] (Section)	70.6 (800m)
Race State	Finished



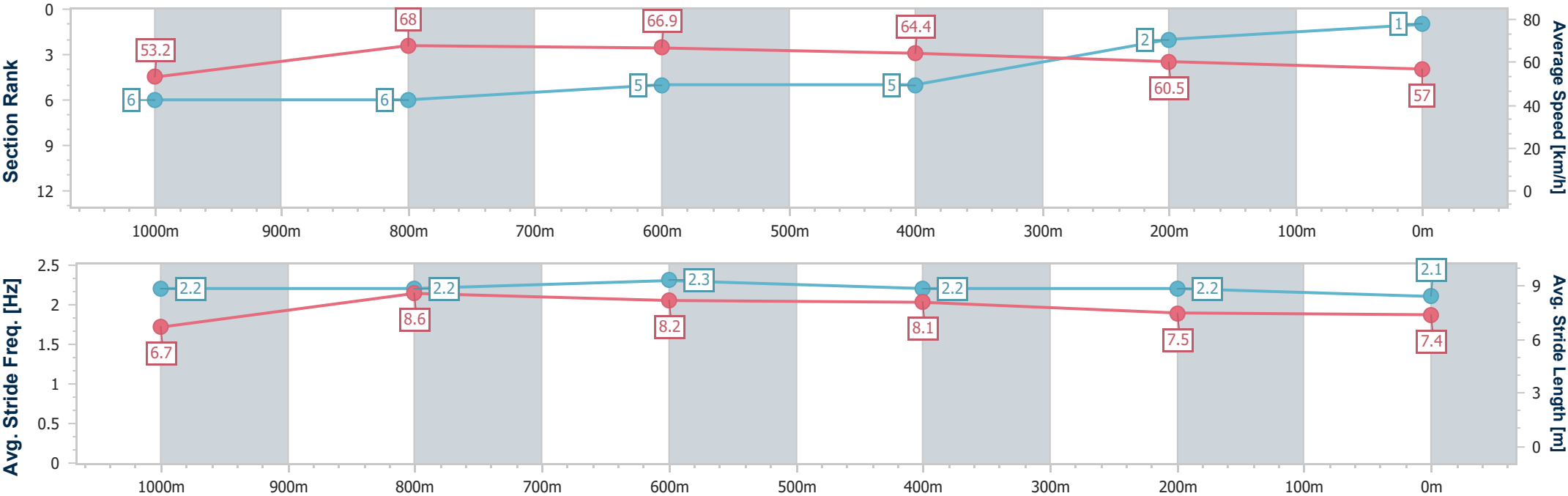
Aquis Park Gold Coast PolyProfessional  
Race 5: THE ROYAL BANGKOK SPORTS CLUB TROPHY  
BENCHMARK 65 Handicap - 1200m



08 October 2025 - 14:49

Track Rating: N/A, Weather: Fine, Rail Position: True Entire Circuit

Section	Overall	1000m	800m	600m	400m	200m							
Section Times	1:11.03 [1] (0:13.57)	0:57.46 [6] (0:10.63)	0:46.83 [6] (0:10.79)	0:36.04 [5] (0:11.36)	0:24.68 [5] (0:12.04)	0:12.64 [2] (0:12.64)							
Average Speed [km/h]	53.2	68.0	66.9	64.4	60.5	57.0							
Top Speed [km/h]	67.9	68.5	70.6	66.5	61.2	59.8							
Avg. Dist. to Rail [m]	2.3	1.1	1.5	2.6	5.8	4.2							
Avg. Stride Freq. [Hz]	2.2	2.2	2.3	2.2	2.2	2.1							
Avg. Stride Length [m]	6.7	8.6	8.2	8.1	7.5	7.4							



- [ ] Ranking at each section and finish
- .-.- No data available at this section
- NA No data available



Horse/Jockey Name	Tarps
Final Rank	2
Fastest Section Time (Section)	0:10.25 (1000m)
Top Speed [km/h] (Section)	71.9 (Overall)
Race State	Finished



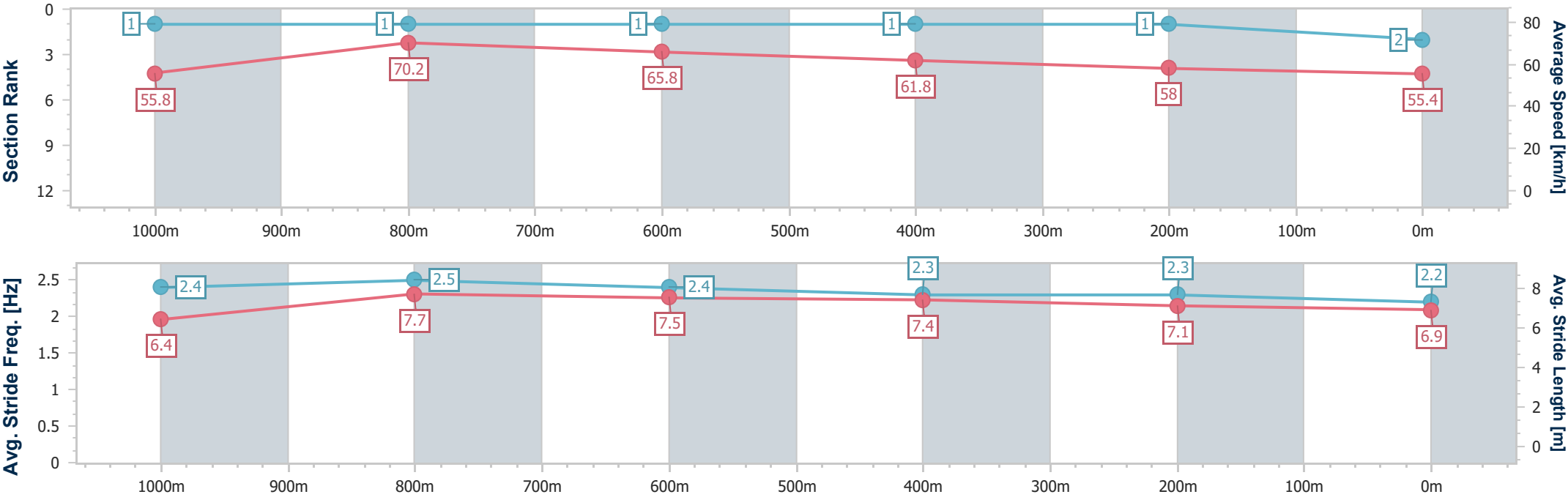
Aquis Park Gold Coast PolyProfessional  
Race 5: THE ROYAL BANGKOK SPORTS CLUB TROPHY  
BENCHMARK 65 Handicap - 1200m



08 October 2025 - 14:49

Track Rating: N/A, Weather: Fine, Rail Position: True Entire Circuit

Section	Overall	1000m	800m	600m	400m	200m							
Section Times	1:11.26 [2] (0:12.95)	0:58.31 [1] (0:10.25)	0:48.06 [1] (0:10.92)	0:37.14 [1] (0:11.61)	0:25.53 [1] (0:12.41)	0:13.12 [1] (0:13.12)							
Average Speed [km/h]	55.8	70.2	65.8	61.8	58.0	55.4							
Top Speed [km/h]	71.9	71.8	68.7	65.0	58.6	56.9							
Avg. Dist. to Rail [m]	6.4	0.3	0.2	0.3	0.2	0.8							
Avg. Stride Freq. [Hz]	2.4	2.5	2.4	2.3	2.3	2.2							
Avg. Stride Length [m]	6.4	7.7	7.5	7.4	7.1	6.9							



[ ] Ranking at each section and finish  
-.-.- No data available at this section  
NA No data available



Horse/Jockey Name	Birmingham
Final Rank	3
Fastest Section Time (Section)	0:10.74 (1000m)
Top Speed [km/h] (Section)	68.5 (1000m)
Race State	Finished



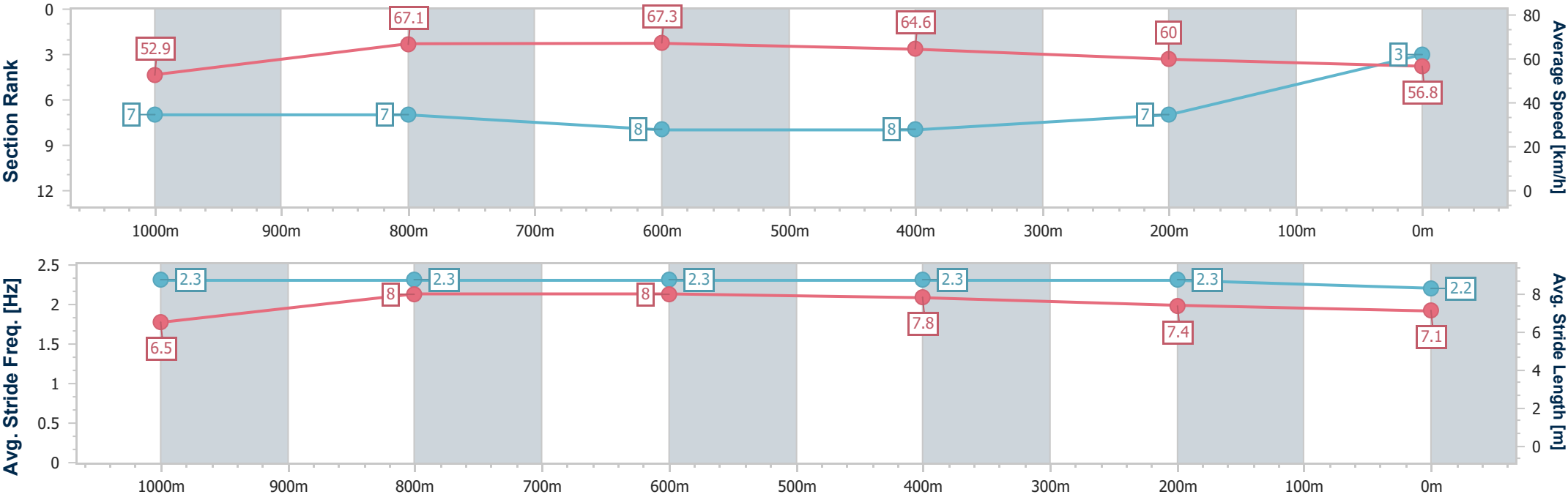
Aquis Park Gold Coast PolyProfessional  
Race 5: THE ROYAL BANGKOK SPORTS CLUB TROPHY  
BENCHMARK 65 Handicap - 1200m



08 October 2025 - 14:49

Track Rating: N/A, Weather: Fine, Rail Position: True Entire Circuit

Section	Overall	1000m	800m	600m	400m	200m							
Section Times	1:11.59 [3] (0:13.64)	0:57.95 [7] (0:10.74)	0:47.21 [7] (0:10.89)	0:36.32 [8] (0:11.40)	0:24.92 [8] (0:12.14)	0:12.78 [7] (0:12.78)							
Average Speed [km/h]	52.9	67.1	67.3	64.6	60.0	56.8							
Top Speed [km/h]	67.0	68.5	68.5	66.6	62.2	58.6							
Avg. Dist. to Rail [m]	4.3	1.7	3.3	4.7	4.9	3.0							
Avg. Stride Freq. [Hz]	2.3	2.3	2.3	2.3	2.3	2.2							
Avg. Stride Length [m]	6.5	8.0	8.0	7.8	7.4	7.1							



- [ ] Ranking at each section and finish
- .-.- No data available at this section
- NA No data available



Horse/Jockey Name	Command Approved
Final Rank	4
Fastest Section Time (Section)	0:10.49 (1000m)
Top Speed [km/h] (Section)	69.7 (1000m)
Race State	Finished



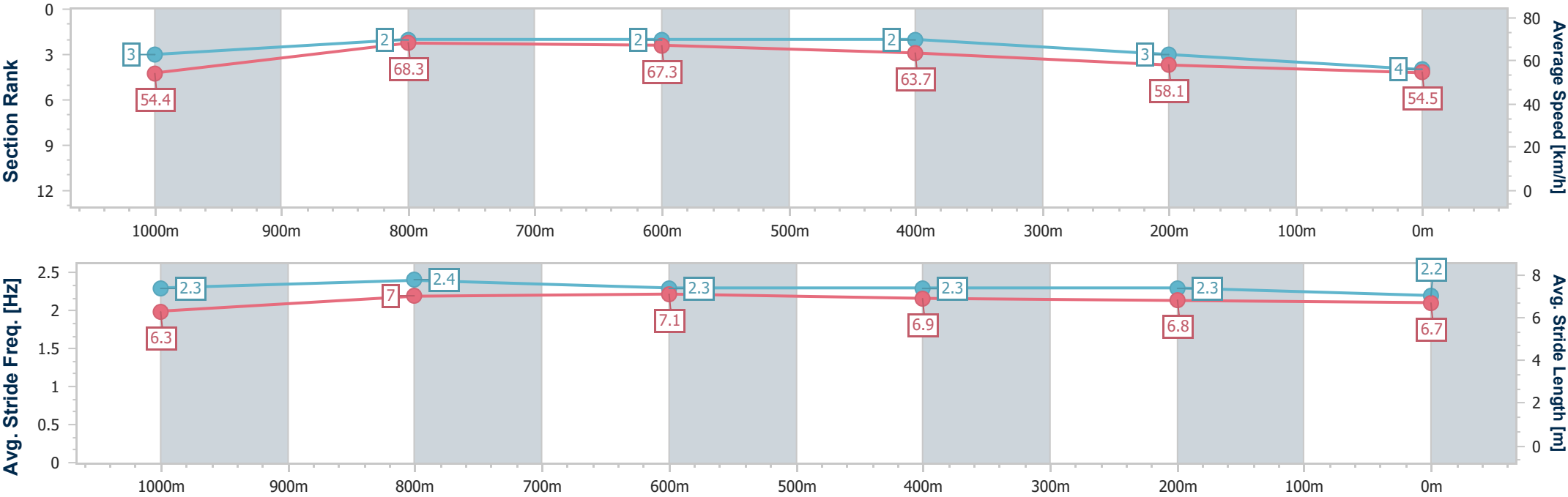
Aquis Park Gold Coast PolyProfessional  
Race 5: THE ROYAL BANGKOK SPORTS CLUB TROPHY  
BENCHMARK 65 Handicap - 1200m



08 October 2025 - 14:49

Track Rating: N/A, Weather: Fine, Rail Position: True Entire Circuit

Section	Overall	1000m	800m	600m	400m	200m							
Section Times	1:11.67 [4] (0:13.27)	0:58.40 [3] (0:10.49)	0:47.91 [2] (0:10.73)	0:37.18 [2] (0:11.43)	0:25.75 [2] (0:12.48)	0:13.27 [3] (0:13.27)							
Average Speed [km/h]	54.4	68.3	67.3	63.7	58.1	54.5							
Top Speed [km/h]	68.5	69.7	68.0	66.5	59.5	56.9							
Avg. Dist. to Rail [m]	2.7	0.3	0.5	1.7	4.0	4.4							
Avg. Stride Freq. [Hz]	2.3	2.4	2.3	2.3	2.3	2.2							
Avg. Stride Length [m]	6.3	7.0	7.1	6.9	6.8	6.7							



- [ ] Ranking at each section and finish
- .-.- No data available at this section
- NA No data available



Horse/Jockey Name	Every Heart
Final Rank	5
Fastest Section Time (Section)	0:10.55 (1000m)
Top Speed [km/h] (Section)	69.4 (1000m)
Race State	Finished



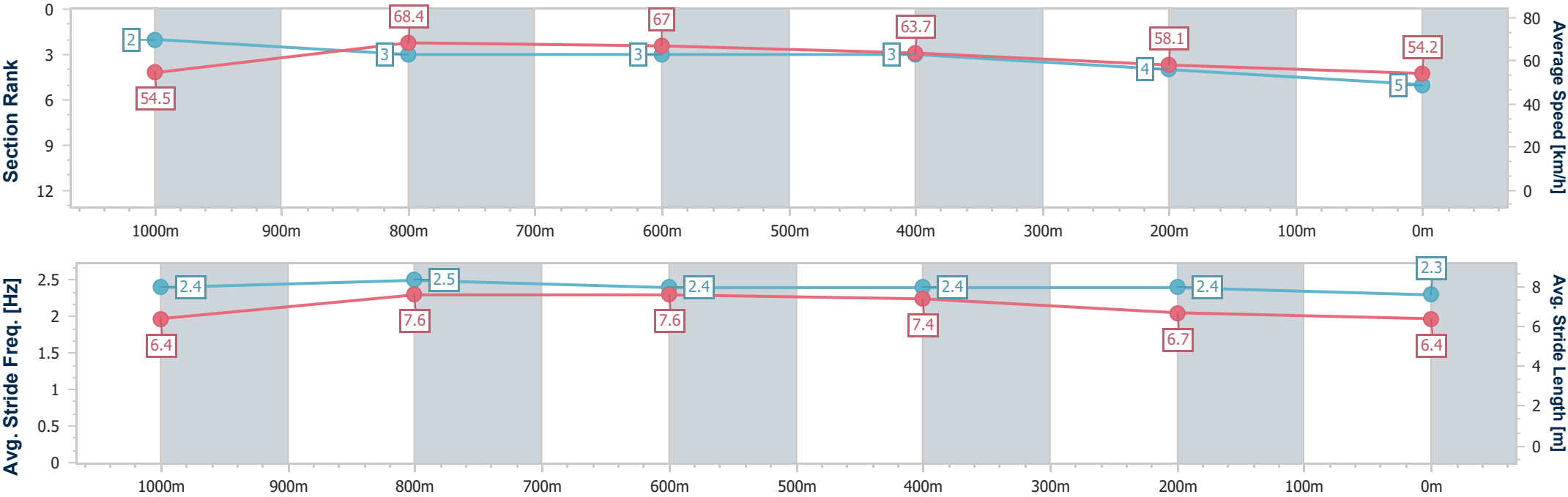
Aquis Park Gold Coast PolyProfessional  
Race 5: THE ROYAL BANGKOK SPORTS CLUB TROPHY  
BENCHMARK 65 Handicap - 1200m



08 October 2025 - 14:49

Track Rating: N/A, Weather: Fine, Rail Position: True Entire Circuit

Section	Overall	1000m	800m	600m	400m	200m							
Section Times	1:11.85 [5] (0:13.24)	0:58.61 [2] (0:10.55)	0:48.06 [3] (0:10.84)	0:37.22 [3] (0:11.41)	0:25.81 [3] (0:12.43)	0:13.38 [4] (0:13.38)							
Average Speed [km/h]	54.5	68.4	67.0	63.7	58.1	54.2							
Top Speed [km/h]	69.0	69.4	69.0	66.7	60.6	56.1							
Avg. Dist. to Rail [m]	2.6	0.8	2.0	1.5	3.8	5.1							
Avg. Stride Freq. [Hz]	2.4	2.5	2.4	2.4	2.4	2.3							
Avg. Stride Length [m]	6.4	7.6	7.6	7.4	6.7	6.4							





Horse/Jockey Name	Whomsonever
Final Rank	6
Fastest Section Time (Section)	0:10.70 (1000m)
Top Speed [km/h] (Section)	68.6 (1000m)
Race State	Finished



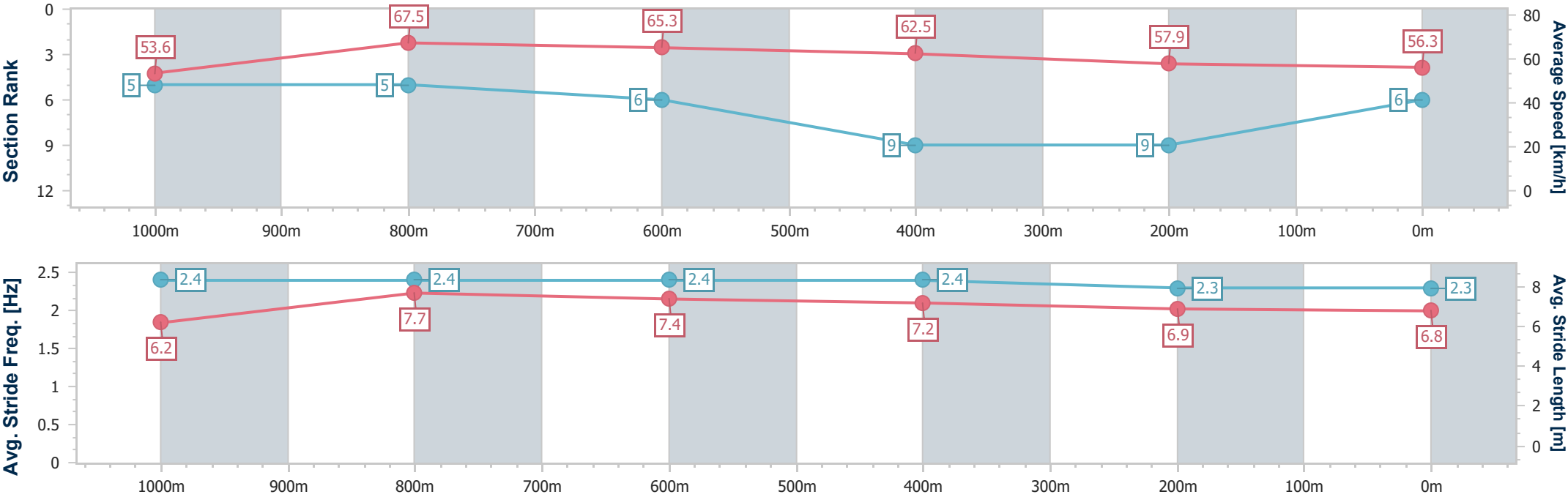
Aquis Park Gold Coast PolyProfessional  
Race 5: THE ROYAL BANGKOK SPORTS CLUB TROPHY  
BENCHMARK 65 Handicap - 1200m



08 October 2025 - 14:49

Track Rating: N/A, Weather: Fine, Rail Position: True Entire Circuit

Section	Overall	1000m	800m	600m	400m	200m							
Section Times	1:12.00 [6] (0:13.44)	0:58.56 [5] (0:10.70)	0:47.86 [5] (0:11.01)	0:36.85 [6] (0:11.55)	0:25.30 [9] (0:12.49)	0:12.81 [9] (0:12.81)							
Average Speed [km/h]	53.6	67.5	65.3	62.5	57.9	56.3							
Top Speed [km/h]	68.5	68.6	67.0	65.7	59.0	58.1							
Avg. Dist. to Rail [m]	0.9	0.8	0.4	0.4	2.0	2.6							
Avg. Stride Freq. [Hz]	2.4	2.4	2.4	2.4	2.3	2.3							
Avg. Stride Length [m]	6.2	7.7	7.4	7.2	6.9	6.8							



- [ ] Ranking at each section and finish
- .-.- No data available at this section
- NA No data available



Horse/Jockey Name	Time Bandit
Final Rank	7
Fastest Section Time (Section)	0:10.57 (1000m)
Top Speed [km/h] (Section)	69.2 (1000m)
Race State	Finished



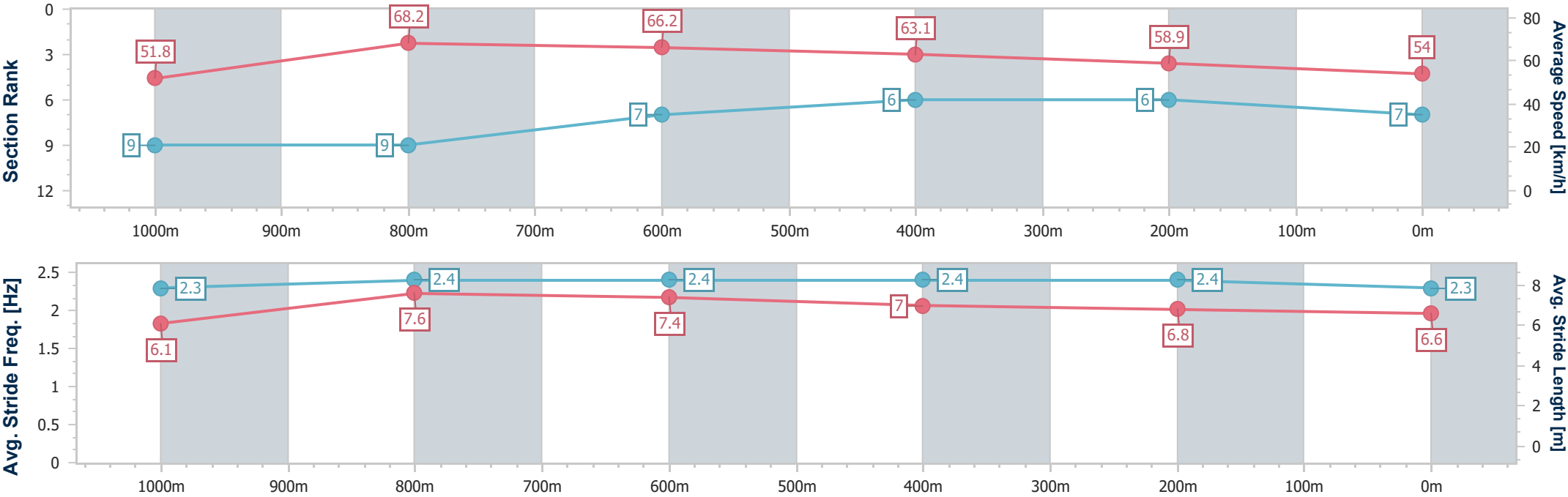
Aquis Park Gold Coast PolyProfessional  
Race 5: THE ROYAL BANGKOK SPORTS CLUB TROPHY  
BENCHMARK 65 Handicap - 1200m



08 October 2025 - 14:49

Track Rating: N/A, Weather: Fine, Rail Position: True Entire Circuit

Section	Overall	1000m	800m	600m	400m	200m							
Section Times	1:12.16 [7] (0:13.92)	0:58.24 [9] (0:10.57)	0:47.67 [9] (0:10.77)	0:36.90 [7] (0:11.35)	0:25.55 [6] (0:12.20)	0:13.35 [6] (0:13.35)							
Average Speed [km/h]	51.8	68.2	66.2	63.1	58.9	54.0							
Top Speed [km/h]	66.9	69.2	67.4	66.6	60.1	57.8							
Avg. Dist. to Rail [m]	1.9	0.7	1.5	1.2	0.6	0.6							
Avg. Stride Freq. [Hz]	2.3	2.4	2.4	2.4	2.4	2.3							
Avg. Stride Length [m]	6.1	7.6	7.4	7.0	6.8	6.6							



- [ ] Ranking at each section and finish
- .-.- No data available at this section
- NA No data available





Horse/Jockey Name	King Kryptos
Final Rank	8
Fastest Section Time (Section)	0:10.63 (1000m)
Top Speed [km/h] (Section)	68.8 (1000m)
Race State	Finished



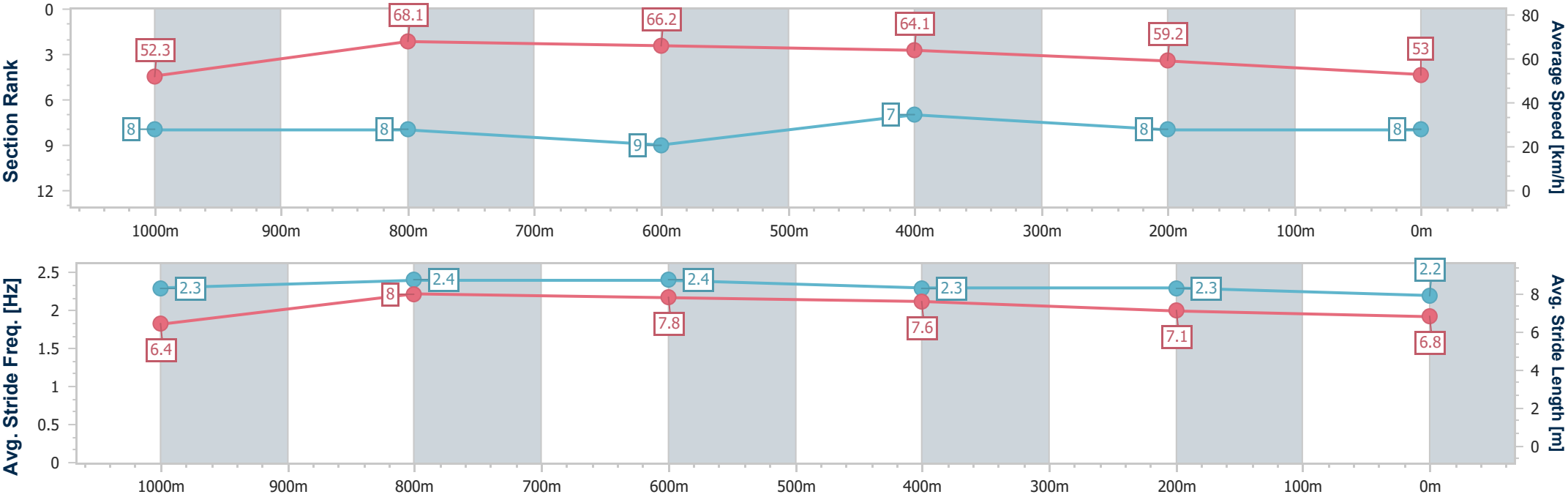
Aquis Park Gold Coast PolyProfessional  
Race 5: THE ROYAL BANGKOK SPORTS CLUB TROPHY  
BENCHMARK 65 Handicap - 1200m



08 October 2025 - 14:49

Track Rating: N/A, Weather: Fine, Rail Position: True Entire Circuit

Section	Overall	1000m	800m	600m	400m	200m							
Section Times	1:12.49 [8] (0:13.77)	0:58.72 [8] (0:10.63)	0:48.09 [8] (0:10.91)	0:37.18 [9] (0:11.30)	0:25.88 [7] (0:12.23)	0:13.65 [8] (0:13.65)							
Average Speed [km/h]	52.3	68.1	66.2	64.1	59.2	53.0							
Top Speed [km/h]	66.9	68.8	67.6	66.9	60.7	57.1							
Avg. Dist. to Rail [m]	3.9	1.0	1.3	1.4	1.8	2.1							
Avg. Stride Freq. [Hz]	2.3	2.4	2.4	2.3	2.3	2.2							
Avg. Stride Length [m]	6.4	8.0	7.8	7.6	7.1	6.8							



- [ ] Ranking at each section and finish
- .-.- No data available at this section
- NA No data available



Horse/Jockey Name	New Hampshire
Final Rank	9
Fastest Section Time (Section)	0:10.57 (1000m)
Top Speed [km/h] (Section)	69.0 (1000m)
Race State	Finished



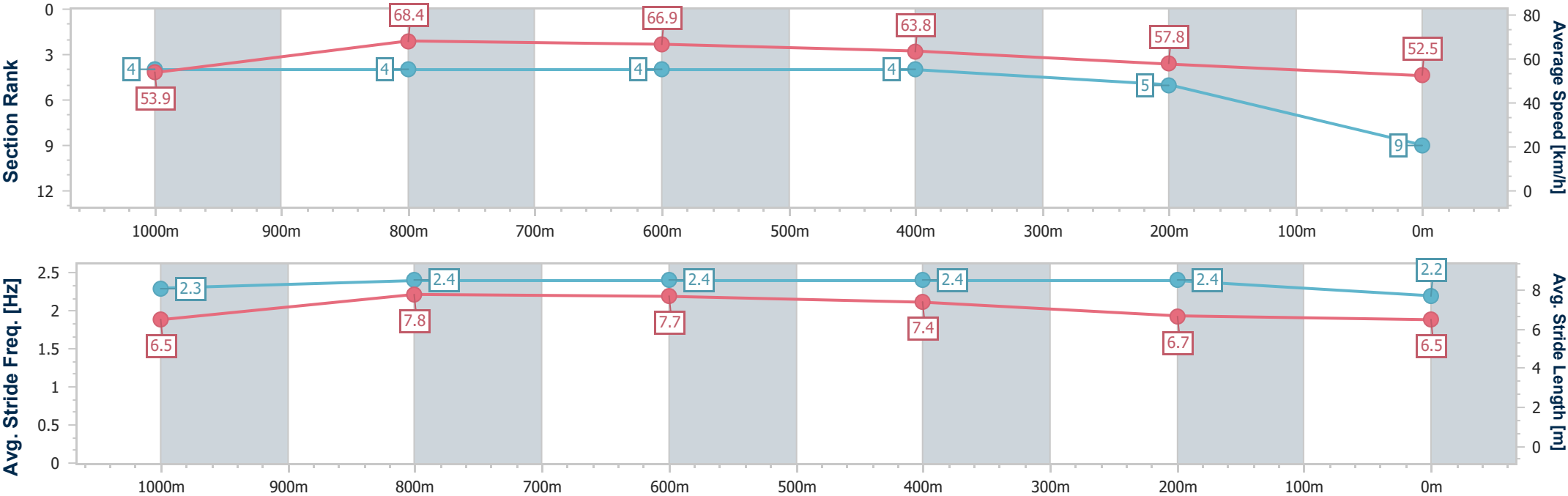
Aquis Park Gold Coast PolyProfessional  
Race 5: THE ROYAL BANGKOK SPORTS CLUB TROPHY  
BENCHMARK 65 Handicap - 1200m



08 October 2025 - 14:49

Track Rating: N/A, Weather: Fine, Rail Position: True Entire Circuit

Section	Overall	1000m	800m	600m	400m	200m							
Section Times	1:12.55 [9] (0:13.34)	0:59.21 [4] (0:10.57)	0:48.64 [4] (0:10.79)	0:37.85 [4] (0:11.44)	0:26.41 [4] (0:12.59)	0:13.82 [5] (0:13.82)							
Average Speed [km/h]	53.9	68.4	66.9	63.8	57.8	52.5							
Top Speed [km/h]	67.5	69.0	67.4	66.4	60.1	55.4							
Avg. Dist. to Rail [m]	5.8	1.1	1.0	2.8	4.4	4.6							
Avg. Stride Freq. [Hz]	2.3	2.4	2.4	2.4	2.4	2.2							
Avg. Stride Length [m]	6.5	7.8	7.7	7.4	6.7	6.5							



- [ ] Ranking at each section and finish
- .-.- No data available at this section
- NA No data available



**Aquis Park Gold Coast PolyProfessional**  
**Race 6: CLUBS NSW ANNUAL CONFERENCE & AGM BENCHMARK 55**  
**Handicap - 1100m**  
**08 October 2025 - 15:24**



Track Rating: N/A, Weather: Fine, Rail Position: True Entire Circuit

Section						Overall	1000m	800m	600m	400m	200m	Last 600m		
Field Times						1:04.81 (0:07.75)	0:57.06 (0:10.30)	0:46.76 (0:10.49)	0:36.27 (0:11.14)	0:25.13 (0:12.05)	0:13.08 (0:13.08)	0:36.27		
Rank	TAB	Horse/Jockey	Barrier	Top Speed [km/h]	Fastest Section							Margin	Distance Travelled [m]	
1	7	RUSSIAN PINS	2	71.7	0:07.79	1:04.81 [1]	0:57.02 [3]	0:46.76 [1]	0:36.27 [1]	0:25.13 [1]	0:13.08 [1]	1:04.81	0:36.27	
		Courtney Bellamy		1000m	Overall	(0:07.79)	(0:10.26)	(0:10.49)	(0:11.14)	(0:12.05)	(0:13.08)			
2	1	I AM VODOO	10	70.5	0:07.78	1:04.89 [2]	0:57.11 [2]	0:46.67 [3]	0:36.18 [3]	0:25.07 [2]	0:13.03 [2]	0.5L	0:36.18	+4
		Fiona Sandkuhl		800m	Overall	(0:07.78)	(0:10.44)	(0:10.49)	(0:11.11)	(0:12.04)	(0:13.03)			
3	4	BAD FOREST	11	71.6	0:07.75	1:04.90 [3]	0:57.15 [1]	0:46.84 [2]	0:36.20 [2]	0:25.03 [3]	0:12.90 [3]	0.6L	0:36.20	+4
		Jai Williams		1000m	Overall	(0:07.75)	(0:10.31)	(0:10.64)	(0:11.17)	(0:12.13)	(0:12.90)			
4	5	SHIPPING LANE	5	68.8	0:08.13	1:04.97 [4]	0:56.84 [7]	0:45.99 [8]	0:35.37 [8]	0:24.25 [8]	0:12.49 [6]	0.9L	0:35.37	+1
		Bella Youngberry		800m	Overall	(0:08.13)	(0:10.85)	(0:10.62)	(0:11.12)	(0:11.76)	(0:12.49)			
5	9	CAT CALL	7	71.4	0:08.06	1:05.33 [5]	0:57.27 [6]	0:46.79 [5]	0:36.26 [5]	0:24.99 [5]	0:12.95 [5]	2.9L	0:36.26	+7
		Jasper Franklin		1000m	Overall	(0:08.06)	(0:10.48)	(0:10.53)	(0:11.27)	(0:12.04)	(0:12.95)			
6	6	CRITICAL TIME	3	71.4	0:08.32	1:05.38 [6]	0:57.06 [9]	0:46.38 [9]	0:35.90 [7]	0:24.86 [7]	0:12.89 [8]	3.1L	0:35.90	+9
		Les Tilley		800m	Overall	(0:08.32)	(0:10.68)	(0:10.48)	(0:11.04)	(0:11.97)	(0:12.89)			
7	3	SIGLO DE ORO	6	69.8	0:07.96	1:05.42 [7]	0:57.46 [5]	0:46.87 [6]	0:36.26 [6]	0:24.99 [6]	0:13.07 [4]	3.3L	0:36.26	+4
		Yvette Lewis		1000m	Overall	(0:07.96)	(0:10.59)	(0:10.61)	(0:11.27)	(0:11.92)	(0:13.07)			
8	13	SCHWOON	1	68.4	0:08.32	1:05.58 [8]	0:57.26 [9]	0:46.32 [10]	0:35.57 [10]	0:24.25 [10]	0:12.36 [10]	4.1L	0:35.57	+1
		Jason Taylor		800m	Overall	(0:08.32)	(0:10.94)	(0:10.75)	(0:11.32)	(0:11.89)	(0:12.36)			
9	2	COSMIC SERENADE	4	70.2	0:07.83	1:05.70 [9]	0:57.87 [4]	0:47.44 [4]	0:36.81 [4]	0:25.46 [4]	0:13.22 [6]	4.6L	0:36.81	+1
		Colleen Krahnen		1000m	Overall	(0:07.83)	(0:10.43)	(0:10.63)	(0:11.35)	(0:12.24)	(0:13.22)			
10	12	CALMER KARMA	12	68.6	0:08.50	1:06.16 [10]	0:57.66 [11]	0:46.66 [11]	0:35.93 [11]	0:24.56 [11]	0:12.61 [11]	7.1L	0:35.93	+4
		Nozi Tomizawa		800m	Overall	(0:08.50)	(0:11.00)	(0:10.73)	(0:11.37)	(0:11.95)	(0:12.61)			

Scratched: Birmingham (#14), Marathia (#11), Starlacca (#15), Wise Choice (#8)



**Aquis Park Gold Coast PolyProfessional**  
**Race 6: CLUBS NSW ANNUAL CONFERENCE & AGM BENCHMARK 55**  
**Handicap - 1100m**  
**08 October 2025 - 15:24**



Track Rating: N/A, Weather: Fine, Rail Position: True Entire Circuit

Section					Overall	1000m	800m	600m	400m	200m	Last 600m			
Field Times					1:04.81 (0:07.75)	0:57.06 (0:10.30)	0:46.76 (0:10.49)	0:36.27 (0:11.14)	0:25.13 (0:12.05)	0:13.08 (0:13.08)	0:36.27			
Rank	TAB	Horse/Jockey	Barrier	Top Speed [km/h]	Fastest Section						Margin	Distance Travelled [m]		
11	10	HIT	9	69.9	0:08.17	1:06.31 [11]	0:58.14 [8]	0:47.33 [7]	0:36.67 [9]	0:25.26 [9]	0:13.12 [9]	7.9L	0:36.67	+12
		Olivia Webb		800m	Overall	(0:08.17)	(0:10.81)	(0:10.66)	(0:11.41)	(0:12.14)	(0:13.12)			

Scratched: Birmingham (#14), Marathia (#11), Starlacca (#15), Wise Choice (#8)



Horse/Jockey Name	Russian Pins
Final Rank	1
Fastest Section Time (Section)	0:07.79 (Overall)
Top Speed [km/h] (Section)	71.7 (1000m)
Race State	Finished



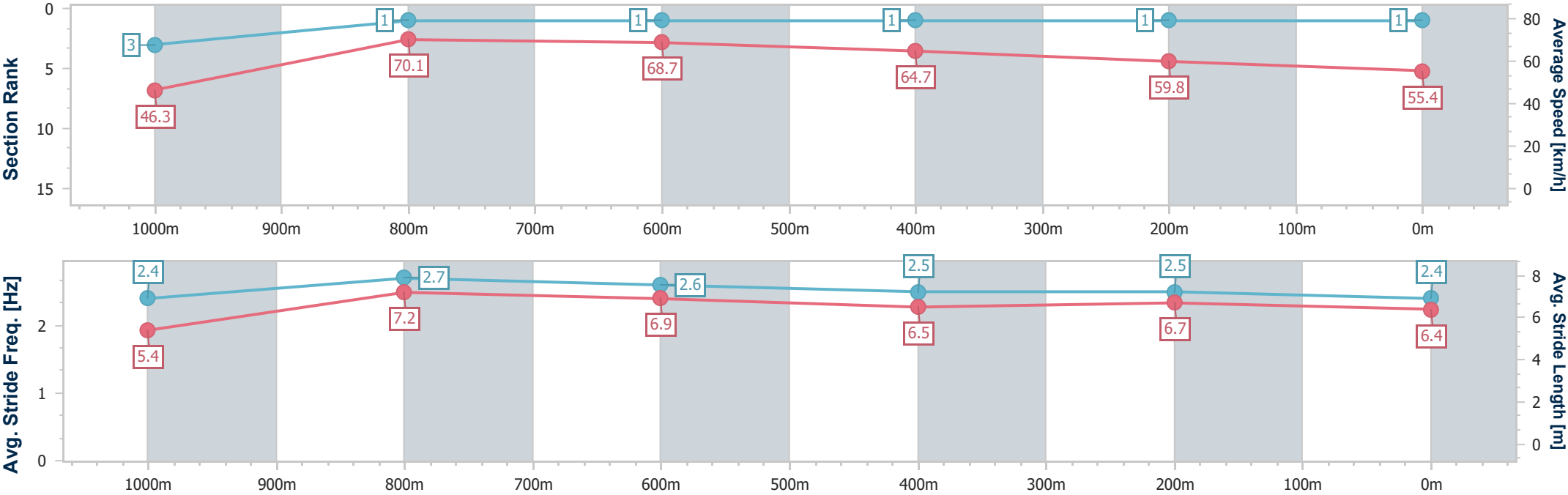
Aquis Park Gold Coast PolyProfessional  
Race 6: CLUBSNSW ANNUAL CONFERENCE & AGM  
BENCHMARK 55 Handicap - 1100m



08 October 2025 - 15:24

Track Rating: N/A, Weather: Fine, Rail Position: True Entire Circuit

Section	Overall	1000m	800m	600m	400m	200m								
Section Times	1:04.81 [1] (0:07.79)	0:57.02 [3] (0:10.26)	0:46.76 [1] (0:10.49)	0:36.27 [1] (0:11.14)	0:25.13 [1] (0:12.05)	0:13.08 [1] (0:13.08)								
Average Speed [km/h]	46.3	70.1	68.7	64.7	59.8	55.4								
Top Speed [km/h]	66.1	71.7	69.6	67.4	61.8	57.9								
Avg. Dist. to Rail [m]	2.0	0.7	0.2	0.2	0.2	0.2								
Avg. Stride Freq. [Hz]	2.4	2.7	2.6	2.5	2.5	2.4								
Avg. Stride Length [m]	5.4	7.2	6.9	6.5	6.7	6.4								



- [ ] Ranking at each section and finish
- .-.- No data available at this section
- NA No data available



Horse/Jockey Name	I Am Voodoo
Final Rank	2
Fastest Section Time (Section)	0:07.78 (Overall)
Top Speed [km/h] (Section)	70.5 (800m)
Race State	Finished



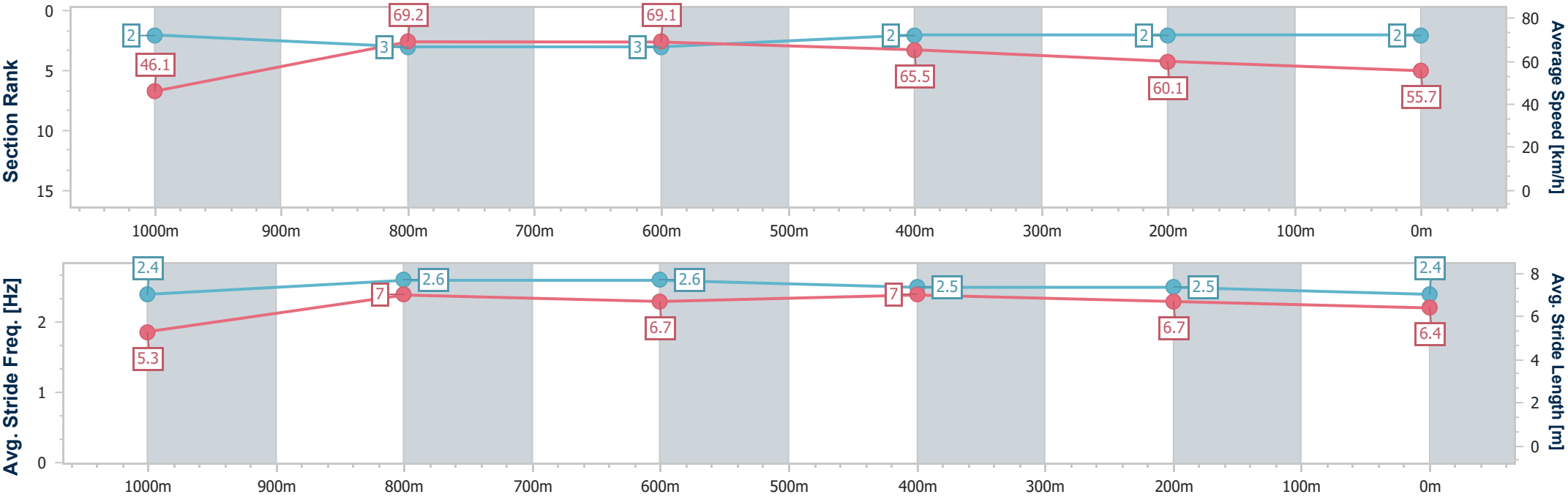
Aquis Park Gold Coast PolyProfessional  
Race 6: CLUBSNSW ANNUAL CONFERENCE & AGM  
BENCHMARK 55 Handicap - 1100m



08 October 2025 - 15:24

Track Rating: N/A, Weather: Fine, Rail Position: True Entire Circuit

Section	Overall	1000m	800m	600m	400m	200m							
Section Times	1:04.89 [2] (0:07.78)	0:57.11 [2] (0:10.44)	0:46.67 [3] (0:10.49)	0:36.18 [3] (0:11.11)	0:25.07 [2] (0:12.04)	0:13.03 [2] (0:13.03)							
Average Speed [km/h]	46.1	69.2	69.1	65.5	60.1	55.7							
Top Speed [km/h]	65.6	70.4	70.5	66.5	62.2	57.5							
Avg. Dist. to Rail [m]	8.2	2.7	0.9	1.6	6.3	8.3							
Avg. Stride Freq. [Hz]	2.4	2.6	2.6	2.5	2.5	2.4							
Avg. Stride Length [m]	5.3	7.0	6.7	7.0	6.7	6.4							





Horse/Jockey Name	Bad Forest
Final Rank	3
Fastest Section Time (Section)	0:07.75 (Overall)
Top Speed [km/h] (Section)	71.6 (1000m)
Race State	Finished



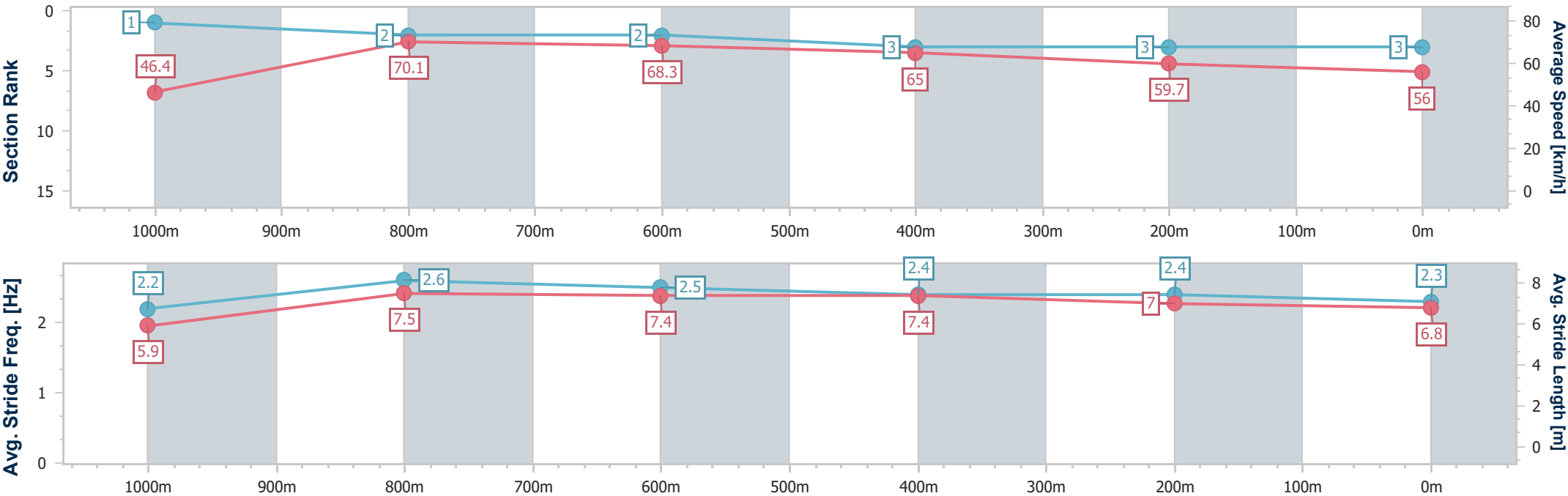
Aquis Park Gold Coast PolyProfessional  
Race 6: CLUBS NSW ANNUAL CONFERENCE & AGM  
BENCHMARK 55 Handicap - 1100m



08 October 2025 - 15:24

Track Rating: N/A, Weather: Fine, Rail Position: True Entire Circuit

Section	Overall	1000m	800m	600m	400m	200m							
Section Times	1:04.90 [3] (0:07.75)	0:57.15 [1] (0:10.31)	0:46.84 [2] (0:10.64)	0:36.20 [2] (0:11.17)	0:25.03 [3] (0:12.13)	0:12.90 [3] (0:12.90)							
Average Speed [km/h]	46.4	70.1	68.3	65.0	59.7	56.0							
Top Speed [km/h]	66.0	71.6	70.5	68.2	60.6	58.1							
Avg. Dist. to Rail [m]	9.0	3.4	1.6	1.6	2.5	3.0							
Avg. Stride Freq. [Hz]	2.2	2.6	2.5	2.4	2.4	2.3							
Avg. Stride Length [m]	5.9	7.5	7.4	7.4	7.0	6.8							



- [ ] Ranking at each section and finish
- .-.- No data available at this section
- NA No data available



Horse/Jockey Name	Shipping Lane
Final Rank	4
Fastest Section Time (Section)	0:08.13 (Overall)
Top Speed [km/h] (Section)	68.8 (800m)
Race State	Finished



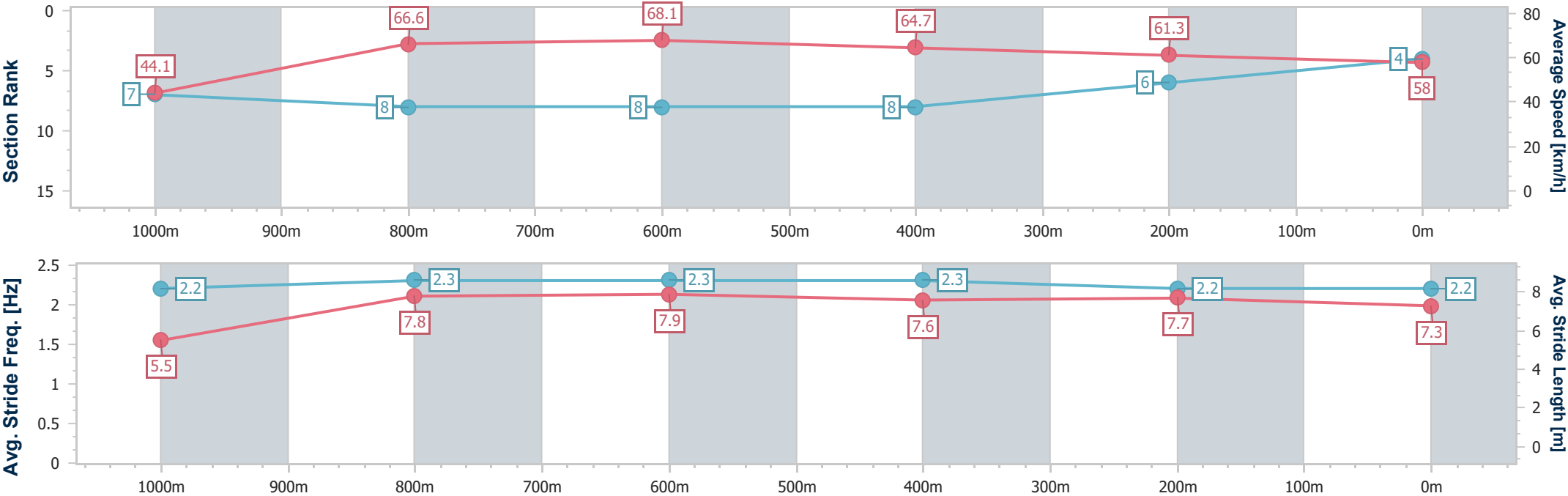
Aquis Park Gold Coast PolyProfessional  
Race 6: CLUBS NSW ANNUAL CONFERENCE & AGM  
BENCHMARK 55 Handicap - 1100m



08 October 2025 - 15:24

Track Rating: N/A, Weather: Fine, Rail Position: True Entire Circuit

Section	Overall	1000m	800m	600m	400m	200m							
Section Times	1:04.97 [4] (0:08.13)	0:56.84 [7] (0:10.85)	0:45.99 [8] (0:10.62)	0:35.37 [8] (0:11.12)	0:24.25 [8] (0:11.76)	0:12.49 [6] (0:12.49)							
Average Speed [km/h]	44.1	66.6	68.1	64.7	61.3	58.0							
Top Speed [km/h]	62.6	68.6	68.8	67.9	62.5	60.2							
Avg. Dist. to Rail [m]	4.2	0.9	0.5	0.9	2.1	5.4							
Avg. Stride Freq. [Hz]	2.2	2.3	2.3	2.3	2.2	2.2							
Avg. Stride Length [m]	5.5	7.8	7.9	7.6	7.7	7.3							



- [ ] Ranking at each section and finish
- .-.- No data available at this section
- NA No data available





Horse/Jockey Name	Cat Call
Final Rank	5
Fastest Section Time (Section)	0:08.06 (Overall)
Top Speed [km/h] (Section)	71.4 (1000m)
Race State	Finished



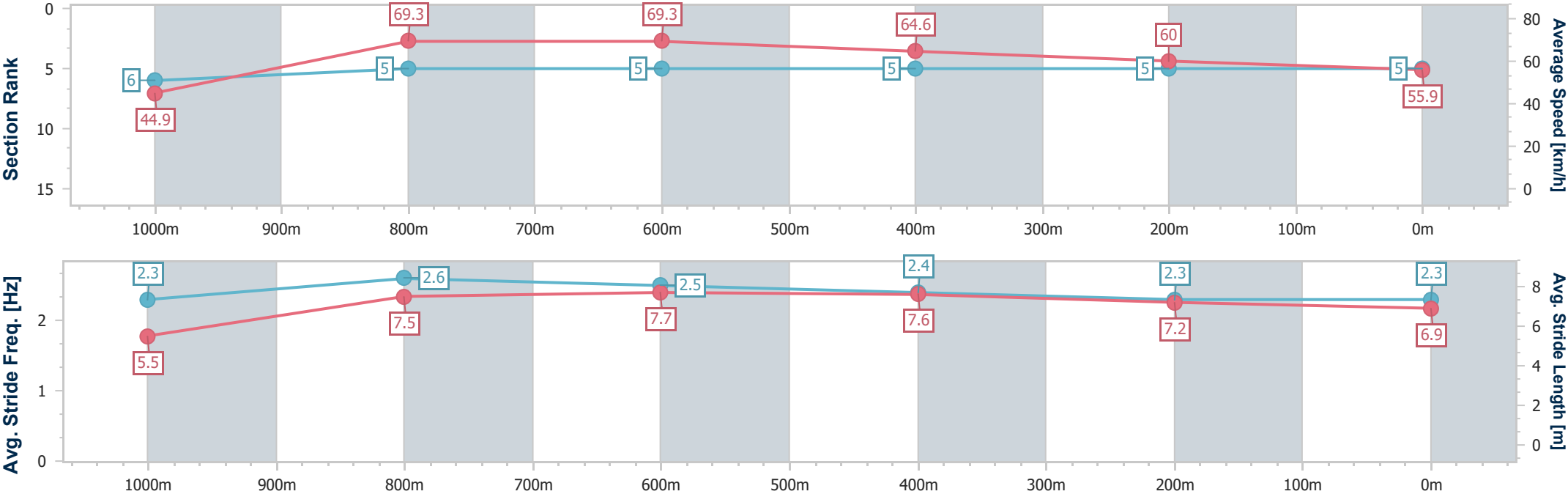
Aquis Park Gold Coast PolyProfessional  
Race 6: CLUBSNSW ANNUAL CONFERENCE & AGM  
BENCHMARK 55 Handicap - 1100m



08 October 2025 - 15:24

Track Rating: N/A, Weather: Fine, Rail Position: True Entire Circuit

Section	Overall	1000m	800m	600m	400m	200m							
Section Times	1:05.33 [5] (0:08.06)	0:57.27 [6] (0:10.48)	0:46.79 [5] (0:10.53)	0:36.26 [5] (0:11.27)	0:24.99 [5] (0:12.04)	0:12.95 [5] (0:12.95)							
Average Speed [km/h]	44.9	69.3	69.3	64.6	60.0	55.9							
Top Speed [km/h]	64.9	71.4	70.6	67.5	62.3	58.3							
Avg. Dist. to Rail [m]	6.1	3.2	2.1	2.1	3.7	5.2							
Avg. Stride Freq. [Hz]	2.3	2.6	2.5	2.4	2.3	2.3							
Avg. Stride Length [m]	5.5	7.5	7.7	7.6	7.2	6.9							



- [ ] Ranking at each section and finish
- .-.- No data available at this section
- NA No data available



Horse/Jockey Name	Critical Time
Final Rank	6
Fastest Section Time (Section)	0:08.32 (Overall)
Top Speed [km/h] (Section)	71.4 (800m)
Race State	Finished



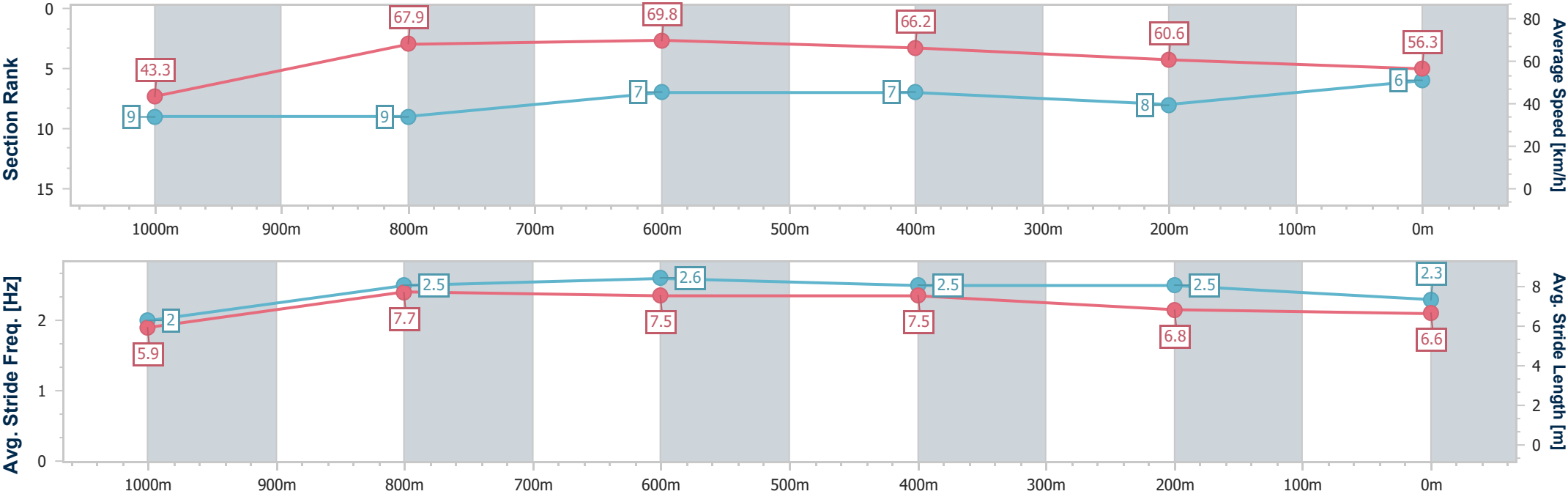
Aquis Park Gold Coast PolyProfessional  
Race 6: CLUBSNSW ANNUAL CONFERENCE & AGM  
BENCHMARK 55 Handicap - 1100m



08 October 2025 - 15:24

Track Rating: N/A, Weather: Fine, Rail Position: True Entire Circuit

Section	Overall	1000m	800m	600m	400m	200m							
Section Times	1:05.38 [6] (0:08.32)	0:57.06 [9] (0:10.68)	0:46.38 [9] (0:10.48)	0:35.90 [7] (0:11.04)	0:24.86 [7] (0:11.97)	0:12.89 [8] (0:12.89)							
Average Speed [km/h]	43.3	67.9	69.8	66.2	60.6	56.3							
Top Speed [km/h]	63.6	70.0	71.4	69.1	63.2	58.7							
Avg. Dist. to Rail [m]	2.8	2.8	2.8	2.6	6.2	8.1							
Avg. Stride Freq. [Hz]	2.0	2.5	2.6	2.5	2.5	2.3							
Avg. Stride Length [m]	5.9	7.7	7.5	7.5	6.8	6.6							



- [ ] Ranking at each section and finish
- .-.- No data available at this section
- NA No data available



Horse/Jockey Name	Siglo De Oro
Final Rank	7
Fastest Section Time (Section)	0:07.96 (Overall)
Top Speed [km/h] (Section)	69.8 (1000m)
Race State	Finished



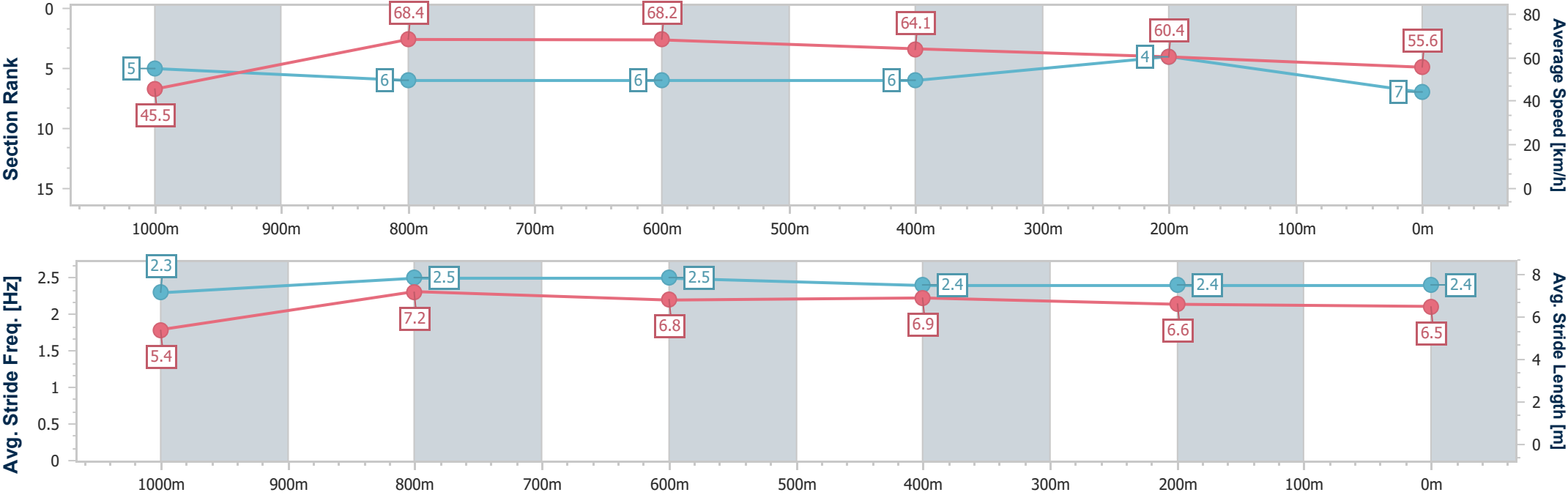
Aquis Park Gold Coast PolyProfessional  
Race 6: CLUBSNSW ANNUAL CONFERENCE & AGM  
BENCHMARK 55 Handicap - 1100m



08 October 2025 - 15:24

Track Rating: N/A, Weather: Fine, Rail Position: True Entire Circuit

Section	Overall	1000m	800m	600m	400m	200m							
Section Times	1:05.42 [7] (0:07.96)	0:57.46 [5] (0:10.59)	0:46.87 [6] (0:10.61)	0:36.26 [6] (0:11.27)	0:24.99 [6] (0:11.92)	0:13.07 [4] (0:13.07)							
Average Speed [km/h]	45.5	68.4	68.2	64.1	60.4	55.6							
Top Speed [km/h]	64.0	69.8	69.7	66.7	62.3	58.6							
Avg. Dist. to Rail [m]	5.4	2.6	1.1	0.9	2.7	4.0							
Avg. Stride Freq. [Hz]	2.3	2.5	2.5	2.4	2.4	2.4							
Avg. Stride Length [m]	5.4	7.2	6.8	6.9	6.6	6.5							





Horse/Jockey Name	Schwoon
Final Rank	8
Fastest Section Time (Section)	0:08.32 (Overall)
Top Speed [km/h] (Section)	68.4 (800m)
Race State	Finished



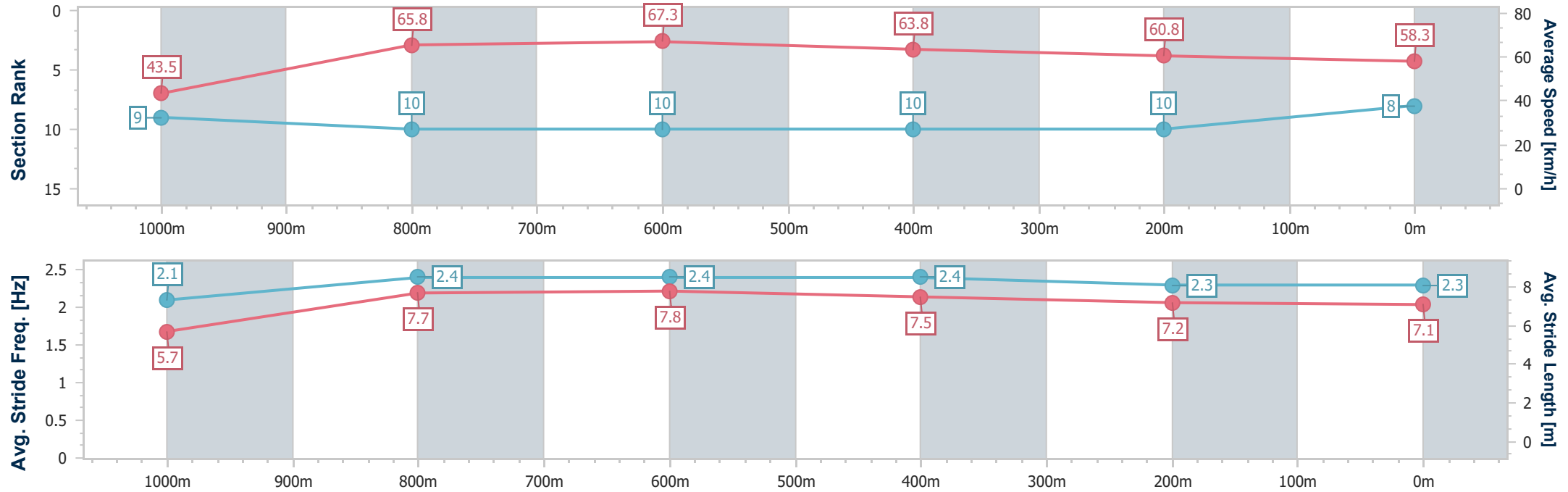
Aquis Park Gold Coast PolyProfessional  
Race 6: CLUBSNSW ANNUAL CONFERENCE & AGM  
BENCHMARK 55 Handicap - 1100m



08 October 2025 - 15:24

Track Rating: N/A, Weather: Fine, Rail Position: True Entire Circuit

Section	Overall	1000m	800m	600m	400m	200m							
Section Times	1:05.58 [8] (0:08.32)	0:57.26 [9] (0:10.94)	0:46.32 [10] (0:10.75)	0:35.57 [10] (0:11.32)	0:24.25 [10] (0:11.89)	0:12.36 [10] (0:12.36)							
Average Speed [km/h]	43.5	65.8	67.3	63.8	60.8	58.3							
Top Speed [km/h]	62.9	68.3	68.4	66.6	62.0	60.1							
Avg. Dist. to Rail [m]	0.7	0.8	0.9	1.5	3.0	7.1							
Avg. Stride Freq. [Hz]	2.1	2.4	2.4	2.4	2.3	2.3							
Avg. Stride Length [m]	5.7	7.7	7.8	7.5	7.2	7.1							



- [ ] Ranking at each section and finish
- .-.- No data available at this section
- NA No data available



Horse/Jockey Name	Cosmic Serenade
Final Rank	9
Fastest Section Time (Section)	0:07.83 (Overall)
Top Speed [km/h] (Section)	70.2 (1000m)
Race State	Finished



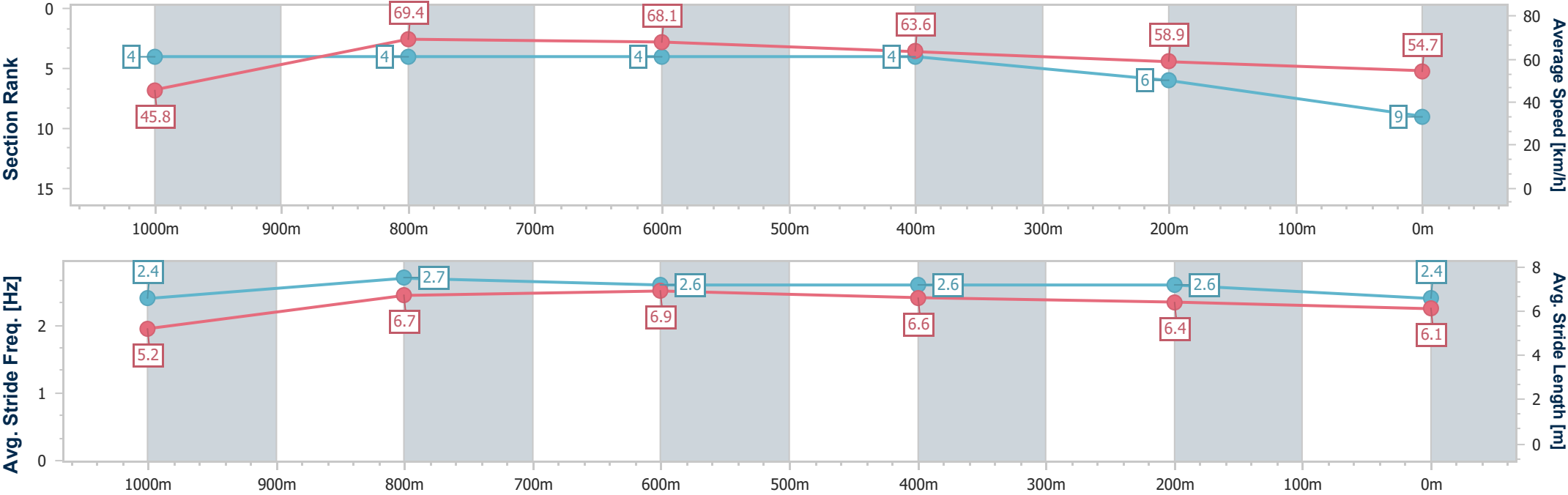
Aquis Park Gold Coast PolyProfessional  
Race 6: CLUBSNSW ANNUAL CONFERENCE & AGM  
BENCHMARK 55 Handicap - 1100m



08 October 2025 - 15:24

Track Rating: N/A, Weather: Fine, Rail Position: True Entire Circuit

Section	Overall	1000m	800m	600m	400m	200m							
Section Times	1:05.70 [9] (0:07.83)	0:57.87 [4] (0:10.43)	0:47.44 [4] (0:10.63)	0:36.81 [4] (0:11.35)	0:25.46 [4] (0:12.24)	0:13.22 [6] (0:13.22)							
Average Speed [km/h]	45.8	69.4	68.1	63.6	58.9	54.7							
Top Speed [km/h]	65.3	70.2	70.0	66.6	59.7	57.4							
Avg. Dist. to Rail [m]	3.4	1.6	1.7	1.1	0.6	0.4							
Avg. Stride Freq. [Hz]	2.4	2.7	2.6	2.6	2.6	2.4							
Avg. Stride Length [m]	5.2	6.7	6.9	6.6	6.4	6.1							



- [ ] Ranking at each section and finish
- .-.- No data available at this section
- NA No data available



Horse/Jockey Name	Calmer Karma
Final Rank	10
Fastest Section Time (Section)	0:08.50 (Overall)
Top Speed [km/h] (Section)	68.6 (800m)
Race State	Finished



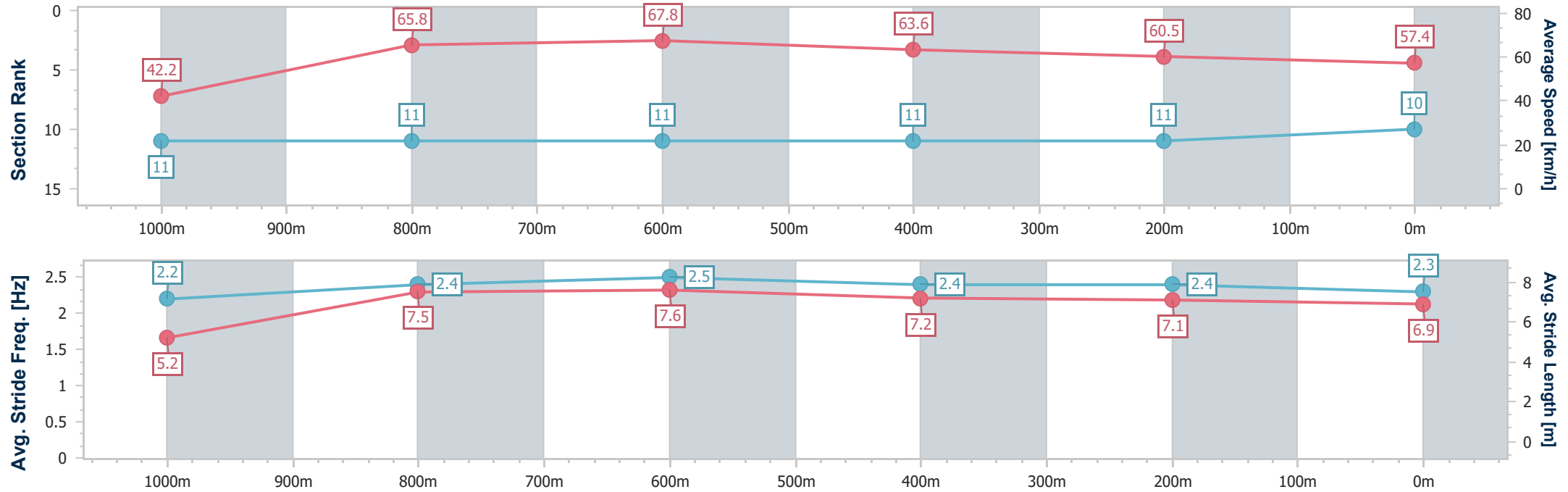
Aquis Park Gold Coast PolyProfessional  
Race 6: CLUBSNSW ANNUAL CONFERENCE & AGM  
BENCHMARK 55 Handicap - 1100m



08 October 2025 - 15:24

Track Rating: N/A, Weather: Fine, Rail Position: True Entire Circuit

Section	Overall	1000m	800m	600m	400m	200m							
Section Times	1:06.16 [10] (0:08.50)	0:57.66 [11] (0:11.00)	0:46.66 [11] (0:10.73)	0:35.93 [11] (0:11.37)	0:24.56 [11] (0:11.95)	0:12.61 [11] (0:12.61)							
Average Speed [km/h]	42.2	65.8	67.8	63.6	60.5	57.4							
Top Speed [km/h]	62.6	67.2	68.6	66.5	61.3	60.0							
Avg. Dist. to Rail [m]	9.5	2.3	1.8	1.4	2.0	1.9							
Avg. Stride Freq. [Hz]	2.2	2.4	2.5	2.4	2.4	2.3							
Avg. Stride Length [m]	5.2	7.5	7.6	7.2	7.1	6.9							



- [ ] Ranking at each section and finish
- .-.- No data available at this section
- NA No data available



Horse/Jockey Name	Hit
Final Rank	11
Fastest Section Time (Section)	0:08.17 (Overall)
Top Speed [km/h] (Section)	69.9 (800m)
Race State	Finished



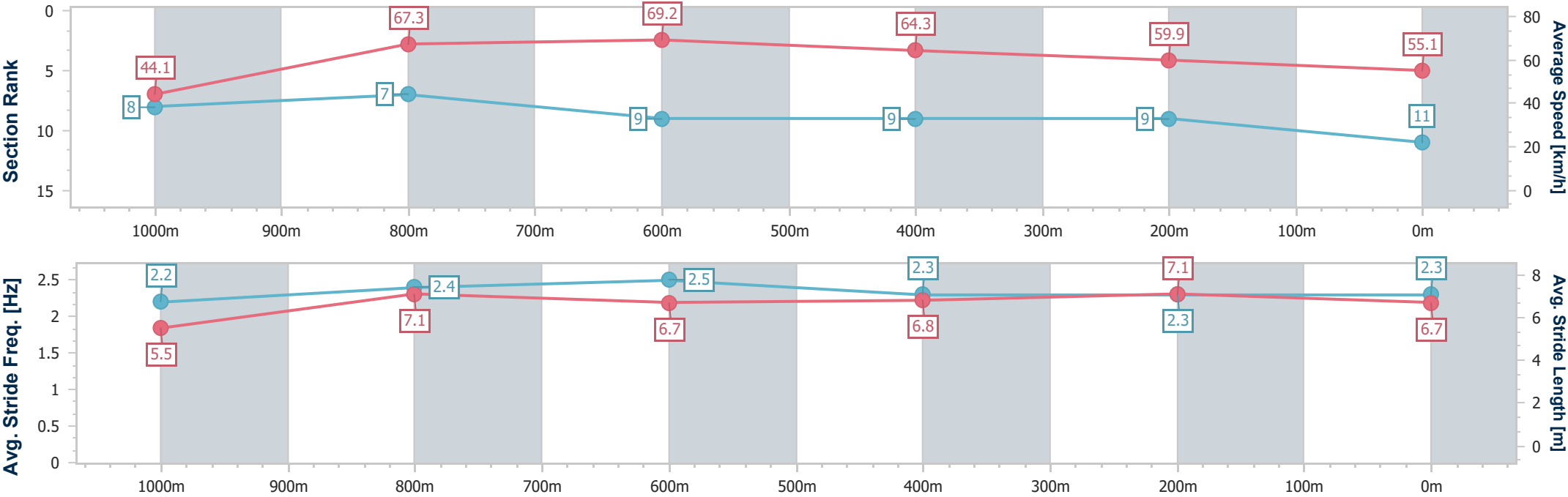
Aquis Park Gold Coast PolyProfessional  
Race 6: CLUBSNSW ANNUAL CONFERENCE & AGM  
BENCHMARK 55 Handicap - 1100m



08 October 2025 - 15:24

Track Rating: N/A, Weather: Fine, Rail Position: True Entire Circuit

Section	Overall	1000m	800m	600m	400m	200m							
Section Times	1:06.31 [11] (0:08.17)	0:58.14 [8] (0:10.81)	0:47.33 [7] (0:10.66)	0:36.67 [9] (0:11.41)	0:25.26 [9] (0:12.14)	0:13.12 [9] (0:13.12)							
Average Speed [km/h]	44.1	67.3	69.2	64.3	59.9	55.1							
Top Speed [km/h]	64.3	68.7	69.9	67.6	62.0	57.9							
Avg. Dist. to Rail [m]	7.6	3.6	4.2	4.7	5.8	9.2							
Avg. Stride Freq. [Hz]	2.2	2.4	2.5	2.3	2.3	2.3							
Avg. Stride Length [m]	5.5	7.1	6.7	6.8	7.1	6.7							



- [ ] Ranking at each section and finish
- .-.- No data available at this section
- NA No data available



**Aquis Park Gold Coast PolyProfessional**  
**Race 7: PETCH NUEA STABLE THAILAND TROPHY BENCHMARK 55**  
**Handicap - 1540m**  
**08 October 2025 - 15:59**



Track Rating: N/A, Weather: Fine, Rail Position: True Entire Circuit

Section						Overall	1400m	1200m	1000m	800m	600m	400m	Last 600m		
Field Times						1:34.38 (0:10.34)	1:24.04 (0:11.22)	1:12.82 (0:11.16)	1:01.66 (0:11.47)	0:50.19 (0:11.71)	0:38.48 (0:12.18)	0:26.30 (0:12.91)	0:38.48		
Rank	TAB	Horse/Jockey	Barrier	Top Speed [km/h]	Fastest Section										Distance Travelled [m]
1	4	BLACK MINTO	1	66.2	0:10.38	1:34.38 [1]	1:24.00 [3]	1:12.82 [1]	1:01.66 [1]	0:50.19 [1]	0:38.48 [1]	0:26.30 [1]	0:38.48		
		Courtney Bellamy		1400m	Overall	(0:10.38)	(0:11.18)	(0:11.16)	(0:11.47)	(0:11.71)	(0:12.18)	(0:12.91)			
2	12	SISTINE CHAPEL	10	65.6	0:10.34	1:35.17 [2]	1:24.83 [2]	1:13.30 [3]	1:02.11 [3]	0:50.59 [3]	0:38.83 [3]	0:26.50 [3]	0:38.83	+7	
		Chelsea Baker		1200m	Overall	(0:10.34)	(0:11.53)	(0:11.19)	(0:11.52)	(0:11.76)	(0:12.33)	(0:13.08)			
3	13	ROMAN HEIR	3	65.6	0:10.98	1:35.31 [3]	1:24.33 [8]	1:12.96 [6]	1:01.67 [6]	0:50.13 [6]	0:38.34 [6]	0:26.29 [5]	0:38.34	+2	
		Anthony Allen		1400m	Overall	(0:10.98)	(0:11.37)	(0:11.29)	(0:11.54)	(0:11.79)	(0:12.05)	(0:12.88)			
4	2	THE WELLIAN	4	65.3	0:10.69	1:35.33 [4]	1:24.64 [4]	1:13.14 [5]	1:01.91 [5]	0:50.39 [5]	0:38.63 [5]	0:26.29 [6]	0:38.63	+5	
		Leah Martyn		1200m	Overall	(0:10.69)	(0:11.50)	(0:11.23)	(0:11.52)	(0:11.76)	(0:12.34)	(0:12.87)			
5	3	BETTER YET	2	65.5	0:10.75	1:35.57 [5]	1:24.82 [6]	1:13.45 [4]	1:02.19 [4]	0:50.65 [4]	0:38.95 [4]	0:26.65 [4]	0:38.95	-4	
		Colleen Krahn		1400m	Overall	(0:10.75)	(0:11.37)	(0:11.26)	(0:11.54)	(0:11.70)	(0:12.30)	(0:12.99)			
6	17	SEEYA LATER GATER	8	65.5	0:11.01	1:35.67 [6]	1:24.66 [9]	1:12.85 [10]	1:01.67 [8]	0:50.26 [8]	0:38.53 [8]	0:26.16 [10]	0:38.53	+13	
		Luke Dempsey		1200m	Overall	(0:11.01)	(0:11.81)	(0:11.18)	(0:11.41)	(0:11.73)	(0:12.37)	(0:12.76)			
7	5	EASTOWN	7	64.2	0:10.73	1:35.68 [7]	1:24.95 [5]	1:13.26 [7]	1:01.86 [7]	0:50.41 [7]	0:38.67 [7]	0:26.39 [7]	0:38.67	+5	
		Yvette Lewis		1000m	Overall	(0:10.73)	(0:11.69)	(0:11.40)	(0:11.45)	(0:11.74)	(0:12.28)	(0:12.96)			
8	7	FITZROY STREET	9	64.5	0:10.78	1:35.71 [8]	1:24.93 [7]	1:12.98 [8]	1:01.71 [9]	0:50.19 [10]	0:38.33 [10]	0:26.22 [9]	0:38.33	+8	
		Bella Youngberry		1200m	Overall	(0:10.78)	(0:11.95)	(0:11.27)	(0:11.52)	(0:11.86)	(0:12.11)	(0:12.89)			
9	14	SUPER FAIR	6	64.8	0:11.15	1:35.76 [9]	1:24.61 [10]	1:12.98 [9]	1:01.75 [10]	0:50.32 [9]	0:38.58 [9]	0:26.40 [8]	0:38.58	+0	
		Olivia Kendal		1200m	Overall	(0:11.15)	(0:11.63)	(0:11.23)	(0:11.43)	(0:11.74)	(0:12.18)	(0:12.75)			
10	11	COCO JEWEL	5	65.5	0:10.34	1:37.05 [10]	1:26.71 [1]	1:15.36 [2]	1:04.21 [2]	0:52.68 [2]	0:40.92 [2]	0:28.50 [2]	0:40.92	+4	
		Nozi Tomizawa		1400m	Overall	(0:10.34)	(0:11.35)	(0:11.15)	(0:11.53)	(0:11.76)	(0:12.42)	(0:13.55)			

Scratched: Kozani (#1), Neoclassicism (#6), Meanasenko (#8), Thunderous (#16), Platinum Gift (#9), Battlespace (#15), Pretty Rho (#10)

Report Created: Wed 8 October 2025 16:15 GMT+1 (Note: Timing is based on position data)

Page 1/12

[ ] Ranking at each section and finish  
-:-:- No data available at this section  
NA No data available

SCN Saddle cloth number  
DNF Did not finish  
DNT Did not track

data processed by  TRIPLESDATA





**Aquis Park Gold Coast PolyProfessional**  
**Race 7: PETCH NUEA STABLE THAILAND TROPHY BENCHMARK 55**  
**Handicap - 1540m**  
**08 October 2025 - 15:59**



Track Rating: N/A, Weather: Fine, Rail Position: True Entire Circuit

Section		200m					Last 600m		
Field Times		0:13.39 (0:13.39)					0:38.48		
Rank	TAB	Horse/Jockey	Barrier	Top Speed [km/h]	Fastest Section	Margin		Distance Travelled [m]	
1	4	BLACK MINTO	1	66.2	0:10.38	0:13.39 [1]	1:34.38	0:38.48	
		Courtney Bellamy		1400m	Overall	(0:13.39)			
2	12	SISTINE CHAPEL	10	65.6	0:10.34	0:13.42 [2]	4.5L	0:38.83	+7
		Chelsea Baker		1200m	Overall	(0:13.42)			
3	13	ROMAN HEIR	3	65.6	0:10.98	0:13.41 [3]	5.3L	0:38.34	+2
		Anthony Allen		1400m	Overall	(0:13.41)			
4	2	THE WELLIAN	4	65.3	0:10.69	0:13.42 [4]	5.4L	0:38.63	+5
		Leah Martyn		1200m	Overall	(0:13.42)			
5	3	BETTER YET	2	65.5	0:10.75	0:13.66 [5]	6.7L	0:38.95	-4
		Colleen Krahnen		1400m	Overall	(0:13.66)			
6	17	SEEYA LATER GATER	8	65.5	0:11.01	0:13.40 [9]	7.2L	0:38.53	+13
		Luke Dempsey		1200m	Overall	(0:13.40)			
7	5	EASTOWN	7	64.2	0:10.73	0:13.43 [8]	7.3L	0:38.67	+5
		Yvette Lewis		1000m	Overall	(0:13.43)			
8	7	FITZROY STREET	9	64.5	0:10.78	0:13.33 [10]	7.4L	0:38.33	+8
		Bella Youngberry		1200m	Overall	(0:13.33)			
9	14	SUPER FAIR	6	64.8	0:11.15	0:13.65 [7]	7.6L	0:38.58	+0
		Olivia Kendal		1200m	Overall	(0:13.65)			
10	11	COCO JEWEL	5	65.5	0:10.34	0:14.95 [6]	15.1L	0:40.92	+4
		Nozi Tomizawa		1400m	Overall	(0:14.95)			

Scratched: Kozani (#1), Neoclassicism (#6), Meanasenko (#8), Thunderous (#16), Platinum Gift (#9), Battlespace (#15), Pretty Rho (#10)

Report Created: Wed 8 October 2025 16:15 GMT+1 (Note: Timing is based on position data)

Page 2/12

[ ] Ranking at each section and finish  
-:-:- No data available at this section  
NA No data available

SCN Saddle cloth number  
DNF Did not finish  
DNT Did not track

data processed by  **TRIPLESDATA**



Horse/Jockey Name	Black Minto
Final Rank	1
Fastest Section Time (Section)	0:10.38 (Overall)
Top Speed [km/h] (Section)	66.2 (1400m)
Race State	Finished



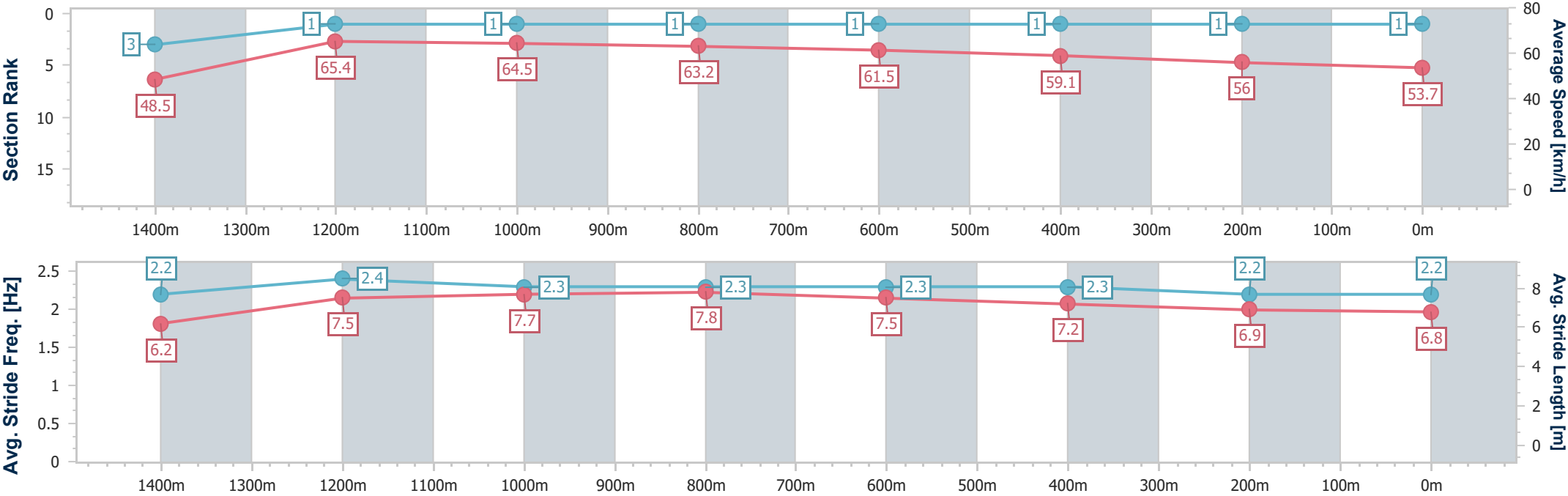
Aquis Park Gold Coast PolyProfessional  
Race 7: PETCH NUEA STABLE THAILAND TROPHY  
BENCHMARK 55 Handicap - 1540m



08 October 2025 - 15:59

Track Rating: N/A, Weather: Fine, Rail Position: True Entire Circuit

Section	Overall	1400m	1200m	1000m	800m	600m	400m	200m					
Section Times	1:34.38 [1] (0:10.38)	1:24.00 [3] (0:11.18)	1:12.82 [1] (0:11.16)	1:01.66 [1] (0:11.47)	0:50.19 [1] (0:11.71)	0:38.48 [1] (0:12.18)	0:26.30 [1] (0:12.91)	0:13.39 [1] (0:13.39)					
Average Speed [km/h]	48.5	65.4	64.5	63.2	61.5	59.1	56.0	53.7					
Top Speed [km/h]	63.8	66.2	65.9	63.8	62.6	61.4	56.9	55.2					
Avg. Dist. to Rail [m]	2.6	1.9	2.2	1.5	0.5	0.4	0.5	0.5					
Avg. Stride Freq. [Hz]	2.2	2.4	2.3	2.3	2.3	2.3	2.2	2.2					
Avg. Stride Length [m]	6.2	7.5	7.7	7.8	7.5	7.2	6.9	6.8					



- [ ] Ranking at each section and finish
- .-.- No data available at this section
- NA No data available



Horse/Jockey Name	Sistine Chapel
Final Rank	2
Fastest Section Time (Section)	0:10.34 (Overall)
Top Speed [km/h] (Section)	65.6 (1200m)
Race State	Finished



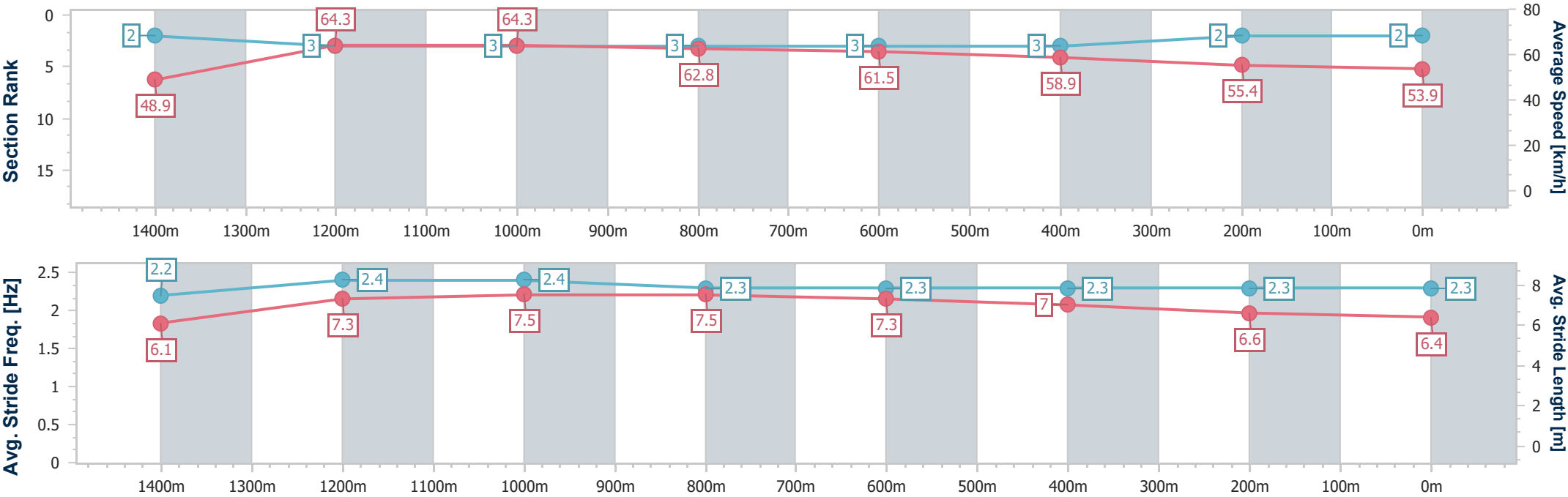
Aquis Park Gold Coast PolyProfessional  
Race 7: PETCH NUEA STABLE THAILAND TROPHY  
BENCHMARK 55 Handicap - 1540m



08 October 2025 - 15:59

Track Rating: N/A, Weather: Fine, Rail Position: True Entire Circuit

Section	Overall	1400m	1200m	1000m	800m	600m	400m	200m					
Section Times	1:35.17 [2] (0:10.34)	1:24.83 [2] (0:11.53)	1:13.30 [3] (0:11.19)	1:02.11 [3] (0:11.52)	0:50.59 [3] (0:11.76)	0:38.83 [3] (0:12.33)	0:26.50 [3] (0:13.08)	0:13.42 [2] (0:13.42)					
Average Speed [km/h]	48.9	64.3	64.3	62.8	61.5	58.9	55.4	53.9					
Top Speed [km/h]	64.2	64.8	65.6	63.4	62.4	60.7	56.4	55.4					
Avg. Dist. to Rail [m]	9.9	3.7	1.9	1.6	1.2	1.6	3.1	2.5					
Avg. Stride Freq. [Hz]	2.2	2.4	2.4	2.3	2.3	2.3	2.3	2.3					
Avg. Stride Length [m]	6.1	7.3	7.5	7.5	7.3	7.0	6.6	6.4					



- [ ] Ranking at each section and finish
- .-.- No data available at this section
- NA No data available



Horse/Jockey Name	Roman Heir
Final Rank	3
Fastest Section Time (Section)	0:10.98 (Overall)
Top Speed [km/h] (Section)	65.6 (1400m)
Race State	Finished



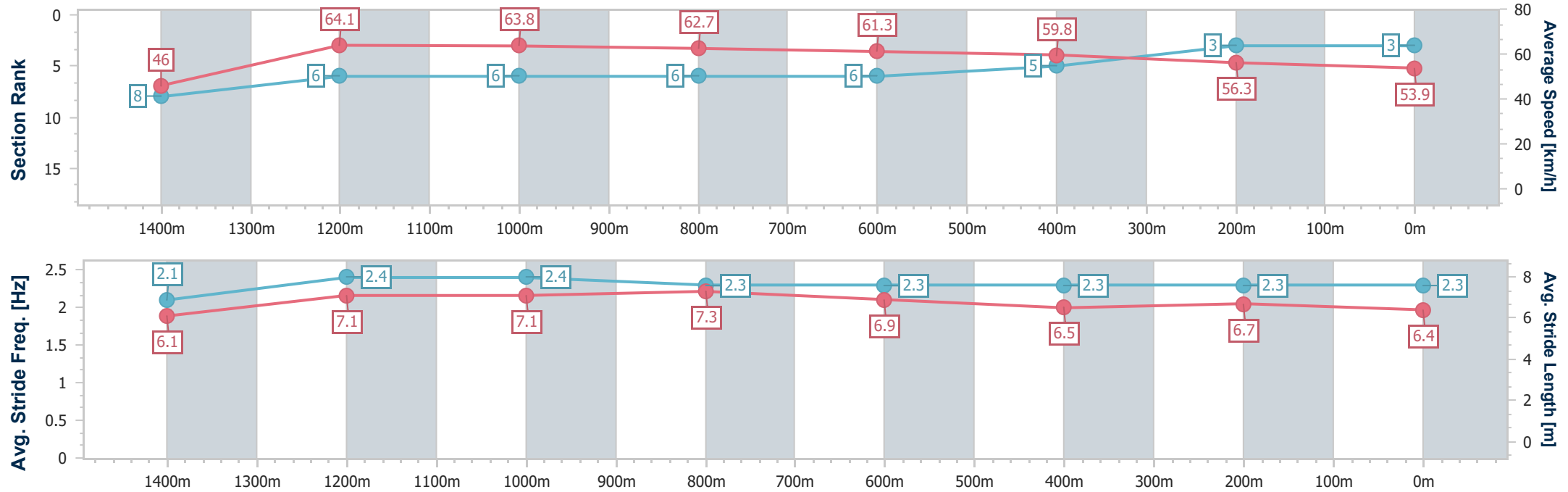
Aquis Park Gold Coast PolyProfessional  
Race 7: PETCH NUEA STABLE THAILAND TROPHY  
BENCHMARK 55 Handicap - 1540m



08 October 2025 - 15:59

Track Rating: N/A, Weather: Fine, Rail Position: True Entire Circuit

Section	Overall	1400m	1200m	1000m	800m	600m	400m	200m					
Section Times	1:35.31 [3] (0:10.98)	1:24.33 [8] (0:11.37)	1:12.96 [6] (0:11.29)	1:01.67 [6] (0:11.54)	0:50.13 [6] (0:11.79)	0:38.34 [6] (0:12.05)	0:26.29 [5] (0:12.88)	0:13.41 [3] (0:13.41)					
Average Speed [km/h]	46.0	64.1	63.8	62.7	61.3	59.8	56.3	53.9					
Top Speed [km/h]	61.4	65.6	64.7	63.3	62.8	61.2	57.6	55.0					
Avg. Dist. to Rail [m]	4.0	1.5	2.3	2.1	1.1	0.4	3.7	7.3					
Avg. Stride Freq. [Hz]	2.1	2.4	2.4	2.3	2.3	2.3	2.3	2.3					
Avg. Stride Length [m]	6.1	7.1	7.1	7.3	6.9	6.5	6.7	6.4					



- [ ] Ranking at each section and finish
- .-.- No data available at this section
- NA No data available



Horse/Jockey Name	The Wellian
Final Rank	4
Fastest Section Time (Section)	0:10.69 (Overall)
Top Speed [km/h] (Section)	65.3 (1200m)
Race State	Finished



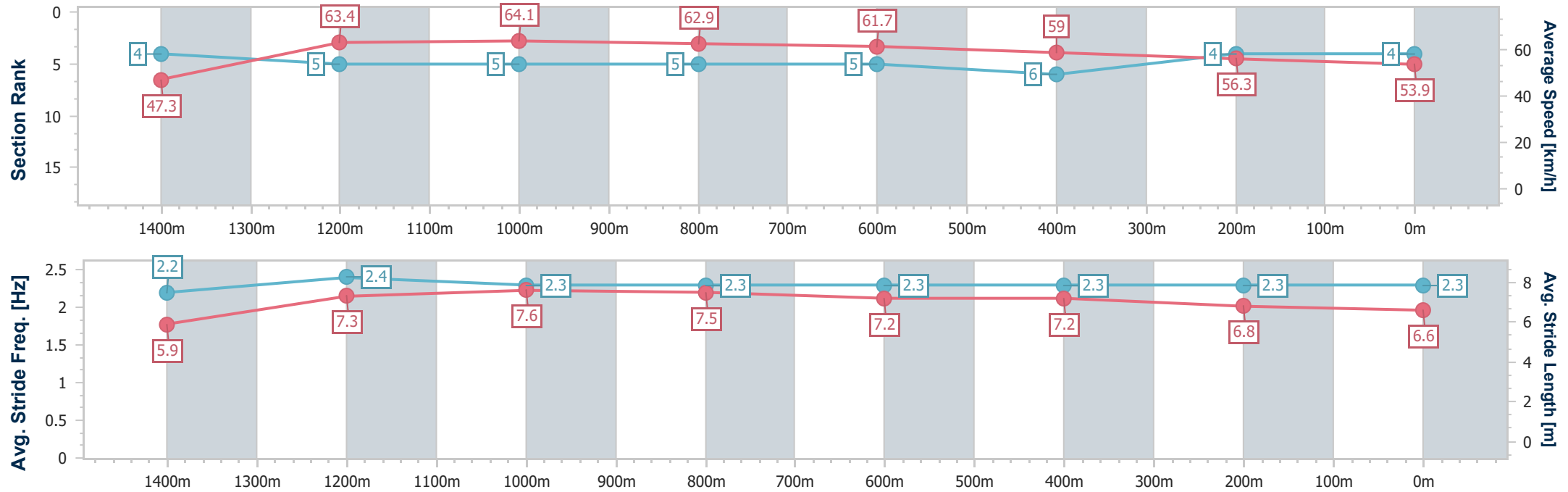
Aquis Park Gold Coast PolyProfessional  
Race 7: PETCH NUEA STABLE THAILAND TROPHY  
BENCHMARK 55 Handicap - 1540m



08 October 2025 - 15:59

Track Rating: N/A, Weather: Fine, Rail Position: True Entire Circuit

Section	Overall	1400m	1200m	1000m	800m	600m	400m	200m					
Section Times	1:35.33 [4] (0:10.69)	1:24.64 [4] (0:11.50)	1:13.14 [5] (0:11.23)	1:01.91 [5] (0:11.52)	0:50.39 [5] (0:11.76)	0:38.63 [5] (0:12.34)	0:26.29 [6] (0:12.87)	0:13.42 [4] (0:13.42)					
Average Speed [km/h]	47.3	63.4	64.1	62.9	61.7	59.0	56.3	53.9					
Top Speed [km/h]	61.6	65.1	65.3	63.8	62.6	60.8	57.1	55.3					
Avg. Dist. to Rail [m]	5.2	1.9	1.9	1.7	1.7	2.0	4.6	6.6					
Avg. Stride Freq. [Hz]	2.2	2.4	2.3	2.3	2.3	2.3	2.3	2.3					
Avg. Stride Length [m]	5.9	7.3	7.6	7.5	7.2	7.2	6.8	6.6					



- [ ] Ranking at each section and finish
- .-.- No data available at this section
- NA No data available



Horse/Jockey Name	Better Yet
Final Rank	5
Fastest Section Time (Section)	0:10.75 (Overall)
Top Speed [km/h] (Section)	65.5 (1400m)
Race State	Finished



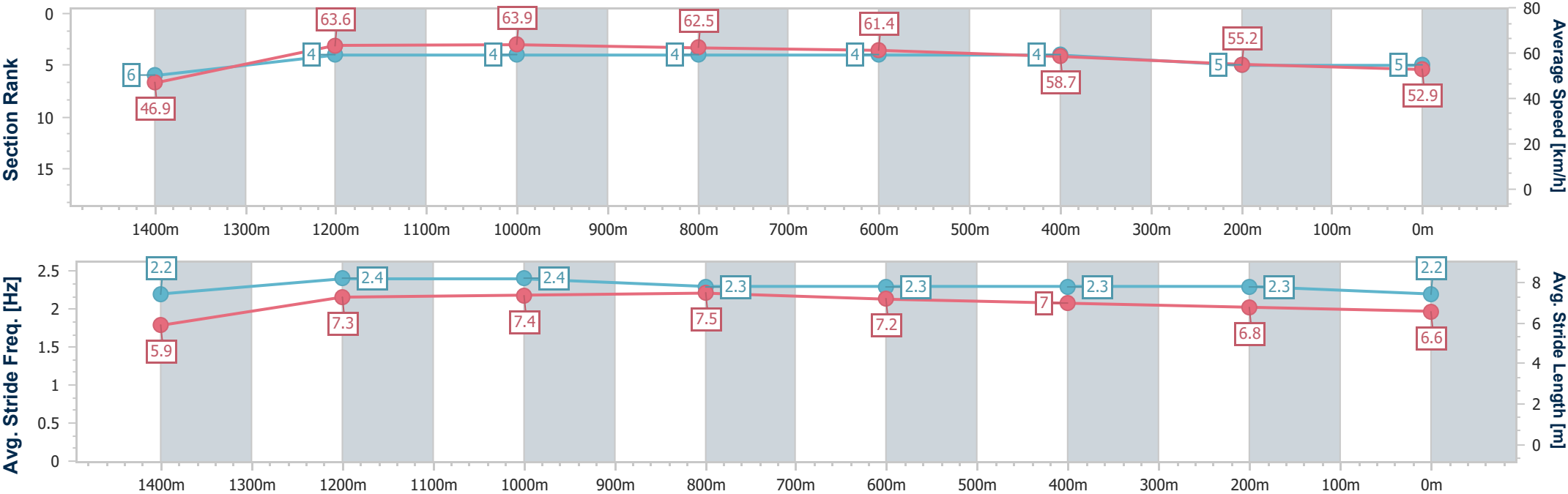
Aquis Park Gold Coast PolyProfessional  
Race 7: PETCH NUEA STABLE THAILAND TROPHY  
BENCHMARK 55 Handicap - 1540m



08 October 2025 - 15:59

Track Rating: N/A, Weather: Fine, Rail Position: True Entire Circuit

Section	Overall	1400m	1200m	1000m	800m	600m	400m	200m					
Section Times	1:35.57 [5] (0:10.75)	1:24.82 [6] (0:11.37)	1:13.45 [4] (0:11.26)	1:02.19 [4] (0:11.54)	0:50.65 [4] (0:11.70)	0:38.95 [4] (0:12.30)	0:26.65 [4] (0:12.99)	0:13.66 [5] (0:13.66)					
Average Speed [km/h]	46.9	63.6	63.9	62.5	61.4	58.7	55.2	52.9					
Top Speed [km/h]	62.5	65.5	65.1	63.2	62.6	61.1	56.4	54.8					
Avg. Dist. to Rail [m]	3.3	0.6	1.0	0.7	0.6	0.5	0.8	1.0					
Avg. Stride Freq. [Hz]	2.2	2.4	2.4	2.3	2.3	2.3	2.3	2.2					
Avg. Stride Length [m]	5.9	7.3	7.4	7.5	7.2	7.0	6.8	6.6					





Horse/Jockey Name	Seeya Later Gater
Final Rank	6
Fastest Section Time (Section)	0:11.01 (Overall)
Top Speed [km/h] (Section)	65.5 (1200m)
Race State	Finished



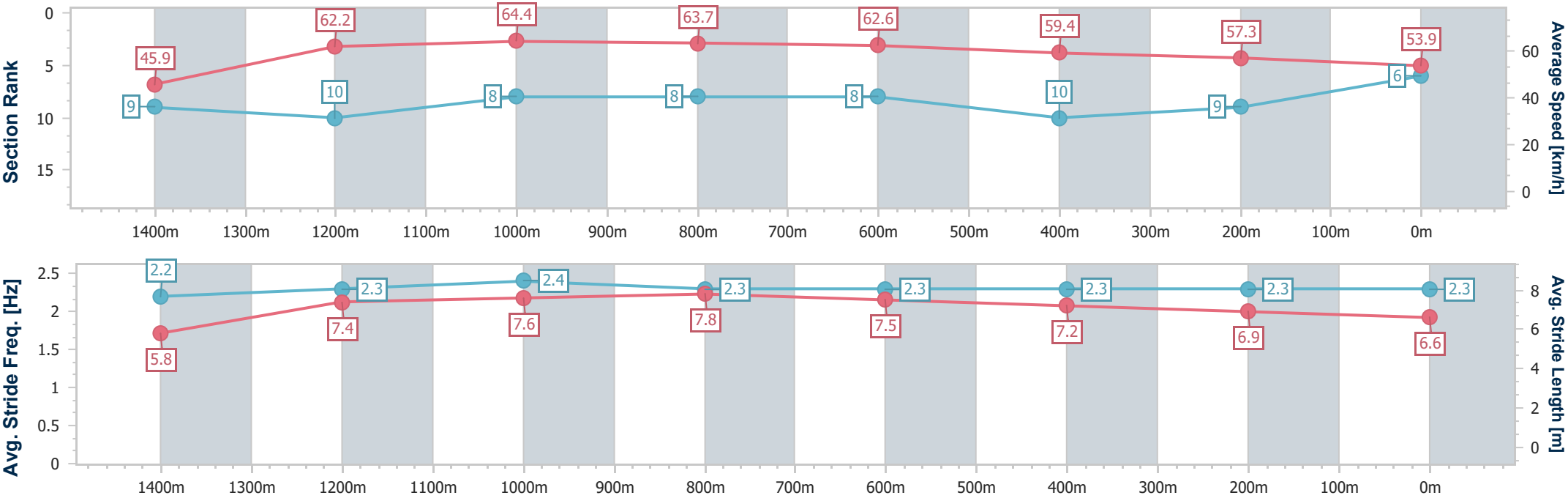
Aquis Park Gold Coast PolyProfessional  
Race 7: PETCH NUEA STABLE THAILAND TROPHY  
BENCHMARK 55 Handicap - 1540m



08 October 2025 - 15:59

Track Rating: N/A, Weather: Fine, Rail Position: True Entire Circuit

Section	Overall	1400m	1200m	1000m	800m	600m	400m	200m					
Section Times	1:35.67 [6] (0:11.01)	1:24.66 [9] (0:11.81)	1:12.85 [10] (0:11.18)	1:01.67 [8] (0:11.41)	0:50.26 [8] (0:11.73)	0:38.53 [8] (0:12.37)	0:26.16 [10] (0:12.76)	0:13.40 [9] (0:13.40)					
Average Speed [km/h]	45.9	62.2	64.4	63.7	62.6	59.4	57.3	53.9					
Top Speed [km/h]	61.6	64.2	65.5	64.2	64.1	61.3	58.0	55.8					
Avg. Dist. to Rail [m]	7.3	3.1	2.9	2.8	4.1	4.1	5.8	6.1					
Avg. Stride Freq. [Hz]	2.2	2.3	2.4	2.3	2.3	2.3	2.3	2.3					
Avg. Stride Length [m]	5.8	7.4	7.6	7.8	7.5	7.2	6.9	6.6					



- [ ] Ranking at each section and finish
- .-.- No data available at this section
- NA No data available



Horse/Jockey Name	Eastown
Final Rank	7
Fastest Section Time (Section)	0:10.73 (Overall)
Top Speed [km/h] (Section)	64.2 (1000m)
Race State	Finished



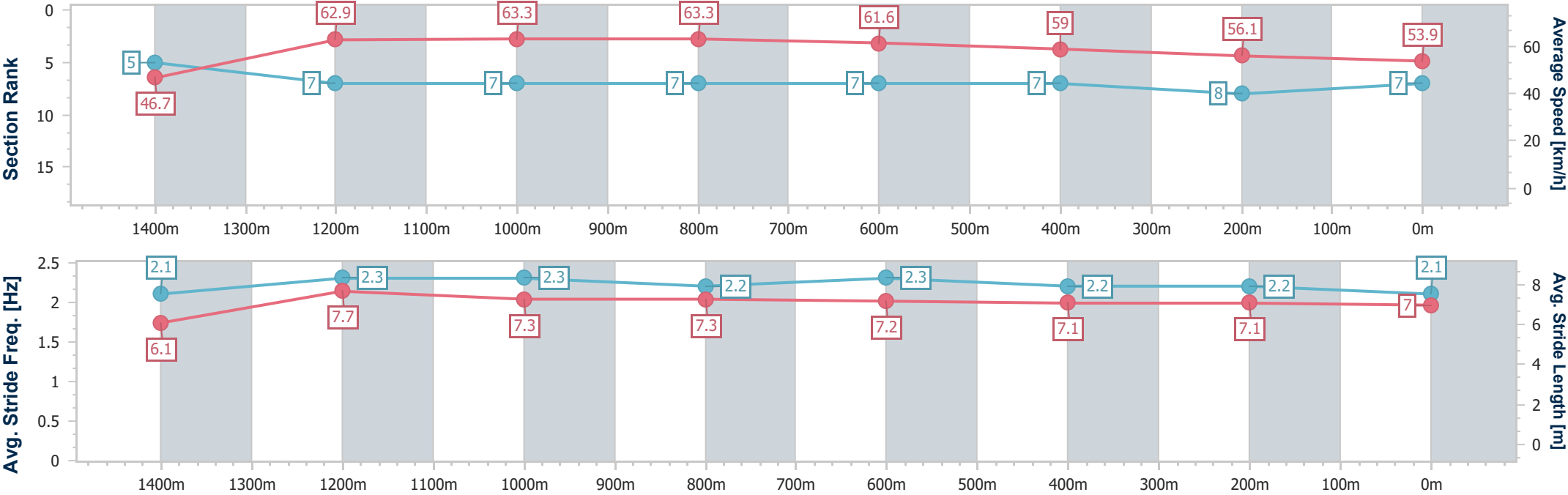
Aquis Park Gold Coast PolyProfessional  
Race 7: PETCH NUEA STABLE THAILAND TROPHY  
BENCHMARK 55 Handicap - 1540m



08 October 2025 - 15:59

Track Rating: N/A, Weather: Fine, Rail Position: True Entire Circuit

Section	Overall	1400m	1200m	1000m	800m	600m	400m	200m					
Section Times	1:35.68 [7] (0:10.73)	1:24.95 [5] (0:11.69)	1:13.26 [7] (0:11.40)	1:01.86 [7] (0:11.45)	0:50.41 [7] (0:11.74)	0:38.67 [7] (0:12.28)	0:26.39 [7] (0:12.96)	0:13.43 [8] (0:13.43)					
Average Speed [km/h]	46.7	62.9	63.3	63.3	61.6	59.0	56.1	53.9					
Top Speed [km/h]	61.0	64.1	64.0	64.2	62.5	60.9	57.4	54.6					
Avg. Dist. to Rail [m]	7.0	2.4	2.3	2.2	1.5	1.1	5.6	7.0					
Avg. Stride Freq. [Hz]	2.1	2.3	2.3	2.2	2.3	2.2	2.2	2.1					
Avg. Stride Length [m]	6.1	7.7	7.3	7.3	7.2	7.1	7.1	7.0					



- [ ] Ranking at each section and finish
- .-.- No data available at this section
- NA No data available





Horse/Jockey Name	Fitzroy Street
Final Rank	8
Fastest Section Time (Section)	0:10.78 (Overall)
Top Speed [km/h] (Section)	64.5 (1200m)
Race State	Finished



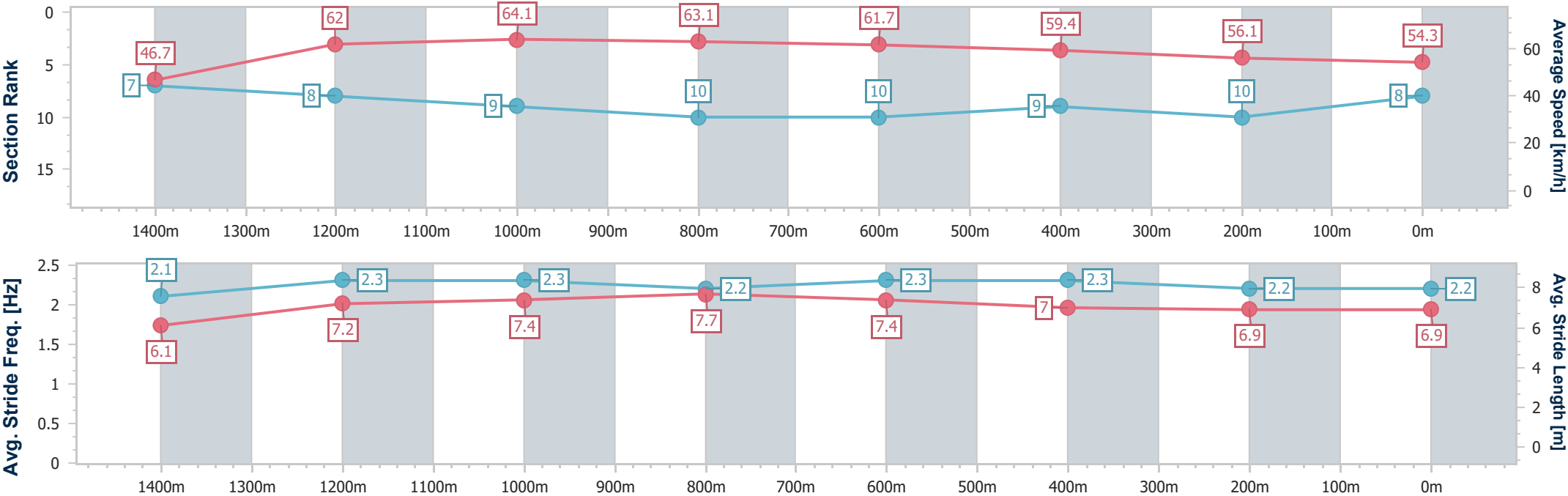
Aquis Park Gold Coast PolyProfessional  
Race 7: PETCH NUEA STABLE THAILAND TROPHY  
BENCHMARK 55 Handicap - 1540m



08 October 2025 - 15:59

Track Rating: N/A, Weather: Fine, Rail Position: True Entire Circuit

Section	Overall	1400m	1200m	1000m	800m	600m	400m	200m					
Section Times	1:35.71 [8] (0:10.78)	1:24.93 [7] (0:11.95)	1:12.98 [8] (0:11.27)	1:01.71 [9] (0:11.52)	0:50.19 [10] (0:11.86)	0:38.33 [10] (0:12.11)	0:26.22 [9] (0:12.89)	0:13.33 [10] (0:13.33)					
Average Speed [km/h]	46.7	62.0	64.1	63.1	61.7	59.4	56.1	54.3					
Top Speed [km/h]	62.1	63.6	64.5	63.3	62.2	62.0	57.6	55.4					
Avg. Dist. to Rail [m]	8.5	3.9	3.1	3.1	2.5	0.9	3.8	6.0					
Avg. Stride Freq. [Hz]	2.1	2.3	2.3	2.2	2.3	2.3	2.2	2.2					
Avg. Stride Length [m]	6.1	7.2	7.4	7.7	7.4	7.0	6.9	6.9					



- [ ] Ranking at each section and finish
- .-.- No data available at this section
- NA No data available



Horse/Jockey Name	Super Fair
Final Rank	9
Fastest Section Time (Section)	0:11.15 (Overall)
Top Speed [km/h] (Section)	64.8 (1200m)
Race State	Finished



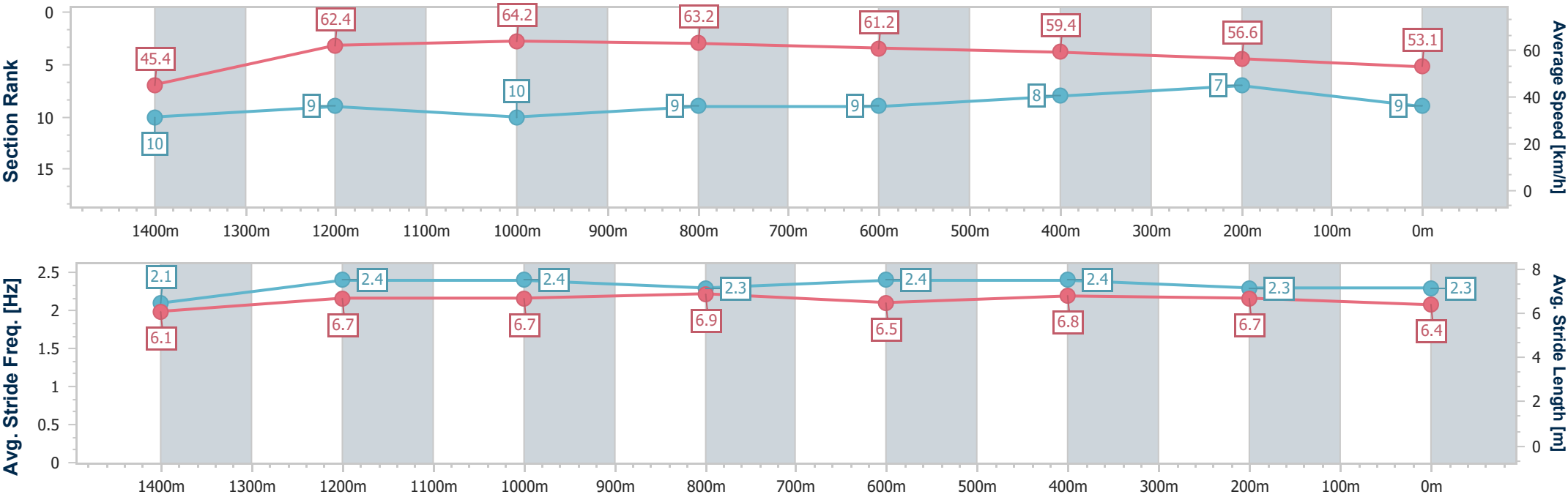
Aquis Park Gold Coast PolyProfessional  
Race 7: PETCH NUEA STABLE THAILAND TROPHY  
BENCHMARK 55 Handicap - 1540m



08 October 2025 - 15:59

Track Rating: N/A, Weather: Fine, Rail Position: True Entire Circuit

Section	Overall	1400m	1200m	1000m	800m	600m	400m	200m					
Section Times	1:35.76 [9] (0:11.15)	1:24.61 [10] (0:11.63)	1:12.98 [9] (0:11.23)	1:01.75 [10] (0:11.43)	0:50.32 [9] (0:11.74)	0:38.58 [9] (0:12.18)	0:26.40 [8] (0:12.75)	0:13.65 [7] (0:13.65)					
Average Speed [km/h]	45.4	62.4	64.2	63.2	61.2	59.4	56.6	53.1					
Top Speed [km/h]	60.1	64.6	64.8	63.9	62.9	60.9	58.1	54.6					
Avg. Dist. to Rail [m]	5.9	1.1	1.1	0.7	0.4	0.7	2.4	4.0					
Avg. Stride Freq. [Hz]	2.1	2.4	2.4	2.3	2.4	2.4	2.3	2.3					
Avg. Stride Length [m]	6.1	6.7	6.7	6.9	6.5	6.8	6.7	6.4					



- [ ] Ranking at each section and finish
- .-.- No data available at this section
- NA No data available



Horse/Jockey Name	Coco Jewel
Final Rank	10
Fastest Section Time (Section)	0:10.34 (Overall)
Top Speed [km/h] (Section)	65.5 (1400m)
Race State	Finished



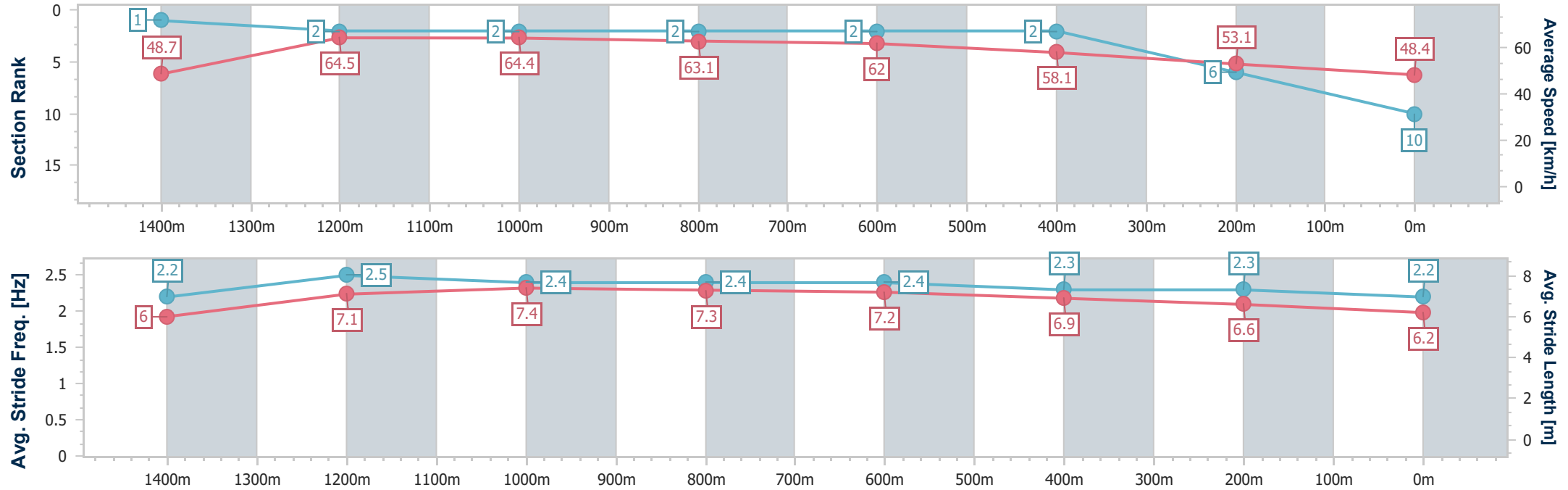
Aquis Park Gold Coast PolyProfessional  
Race 7: PETCH NUEA STABLE THAILAND TROPHY  
BENCHMARK 55 Handicap - 1540m



08 October 2025 - 15:59

Track Rating: N/A, Weather: Fine, Rail Position: True Entire Circuit

Section	Overall	1400m	1200m	1000m	800m	600m	400m	200m					
Section Times	1:37.05 [10] (0:10.34)	1:26.71 [1] (0:11.35)	1:15.36 [2] (0:11.15)	1:04.21 [2] (0:11.53)	0:52.68 [2] (0:11.76)	0:40.92 [2] (0:12.42)	0:28.50 [2] (0:13.55)	0:14.95 [6] (0:14.95)					
Average Speed [km/h]	48.7	64.5	64.4	63.1	62.0	58.1	53.1	48.4					
Top Speed [km/h]	64.4	65.5	65.4	64.1	63.8	60.3	55.1	50.8					
Avg. Dist. to Rail [m]	5.7	1.8	2.9	4.2	2.1	0.9	1.0	2.8					
Avg. Stride Freq. [Hz]	2.2	2.5	2.4	2.4	2.4	2.3	2.3	2.2					
Avg. Stride Length [m]	6.0	7.1	7.4	7.3	7.2	6.9	6.6	6.2					



- [ ] Ranking at each section and finish
- .-.- No data available at this section
- NA No data available