



Rockhampton Professional

Race 1: TAB QTIS Three-Years-Old Maiden Plate - 1100m

09 October 2025 - 13:34



Track Rating: Soft 5, Weather: Fine, Rail Position: 0.5 metres Entire Course.

Section		Overall				1000m	800m	600m	400m	200m	Last 600m		
Field Times		1:03.23				0:55.68	0:45.05	0:33.76	0:22.70	0:11.78	0:33.76		
		(0:07.55)				(0:10.63)	(0:11.29)	(0:11.06)	(0:10.92)	(0:11.78)			
Rank	TAB Horse/Jockey	Barrier	Top Speed [km/h]	Fastest Section							Margin	Distance Travelled [m]	
1	5 ATLANTIC RAIN	6	70.3	0:07.55	1:03.23 [1]	0:55.68 [1]	0:45.05 [2]	0:33.69 [2]	0:22.69 [2]	0:11.78 [1]	1:03.23	0:33.69	
	Ryan Wiggins		1000m	Overall	(0:07.55)	(0:10.63)	(0:11.36)	(0:11.00)	(0:10.91)	(0:11.78)			
2	3 VIKING SUN	5	68.9	0:08.20	1:03.75 [2]	0:55.55 [6]	0:45.04 [6]	0:33.85 [6]	0:22.95 [5]	0:11.92 [2]	3.05L	0:33.85	+0
	Sean Cormack		1000m	Overall	(0:08.20)	(0:10.51)	(0:11.19)	(0:10.90)	(0:11.03)	(0:11.92)			
3	7 OH PRETTY EMMA	4	69.1	0:07.87	1:03.97 [3]	0:56.10 [5]	0:45.43 [5]	0:34.22 [4]	0:23.28 [3]	0:12.07 [3]	4.38L	0:34.22	+0
	Les Tilley		1000m	Overall	(0:07.87)	(0:10.67)	(0:11.21)	(0:10.94)	(0:11.21)	(0:12.07)			
4	2 READY MADE MIRACLE	2	68.4	0:07.79	1:04.50 [4]	0:56.71 [4]	0:45.99 [4]	0:34.75 [5]	0:23.76 [4]	0:12.51 [5]	7.49L	0:34.75	+0
	Tom Orr		1000m	Overall	(0:07.79)	(0:10.72)	(0:11.24)	(0:10.99)	(0:11.25)	(0:12.51)			
5	1 MARRERO	3	69.5	0:07.65	1:04.75 [5]	0:57.10 [2]	0:46.57 [1]	0:35.28 [1]	0:24.22 [1]	0:12.78 [4]	8.96L	0:35.28	+0
	Chris McIver		1000m	Overall	(0:07.65)	(0:10.53)	(0:11.29)	(0:11.06)	(0:11.44)	(0:12.78)			
6	4 ASK ME HARRY	1	68.6	0:07.69	1:04.96 [6]	0:57.27 [3]	0:46.65 [3]	0:35.25 [3]	0:24.13 [6]	0:12.72 [6]	10.18L	0:35.25	+1
	Tasha Chambers		1000m	Overall	(0:07.69)	(0:10.62)	(0:11.40)	(0:11.12)	(0:11.41)	(0:12.72)			

Scratched: Eminen (#6)



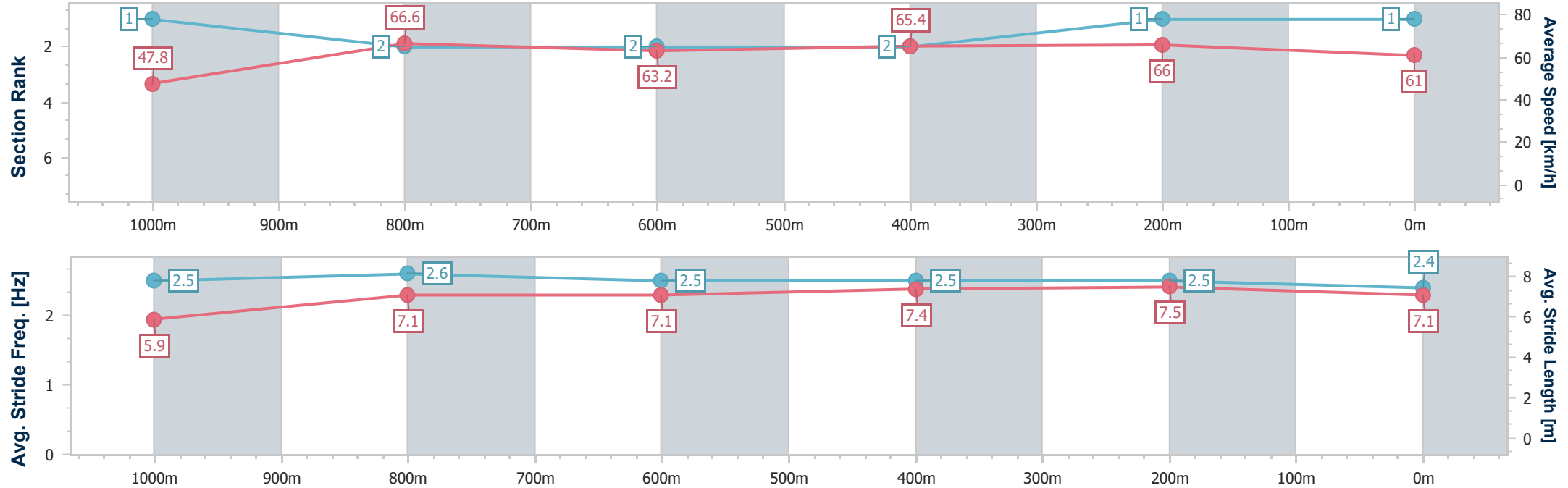
Horse/Jockey Name	Atlantic Rain
Final Rank	1
Fastest Section Time (Section)	0:07.55 (Overall)
Top Speed [km/h] (Section)	70.3 (1000m)
Race State	Finished



RockhamptonProfessional
Race 1: TAB QTIS Three-Years-Old Maiden Plate - 1100m
09 October 2025 - 13:34
Track Rating: Soft 5, Weather: Fine, Rail Position: 0.5 metres Entire Course.



Section	Overall	1000m	800m	600m	400m	200m							
Section Times	1:03.23 [1] (0:07.55)	0:55.68 [1] (0:10.63)	0:45.05 [2] (0:11.36)	0:33.69 [2] (0:11.00)	0:22.69 [2] (0:10.91)	0:11.78 [1] (0:11.78)							
Average Speed [km/h]	47.8	66.6	63.2	65.4	66.0	61.0							
Top Speed [km/h]	67.9	70.3	65.9	66.8	66.9	65.1							
Avg. Dist. to Rail [m]	8.0	2.0	1.0	0.7	0.1	1.4							
Avg. Stride Freq. [Hz]	2.5	2.6	2.5	2.5	2.5	2.4							
Avg. Stride Length [m]	5.9	7.1	7.1	7.4	7.5	7.1							





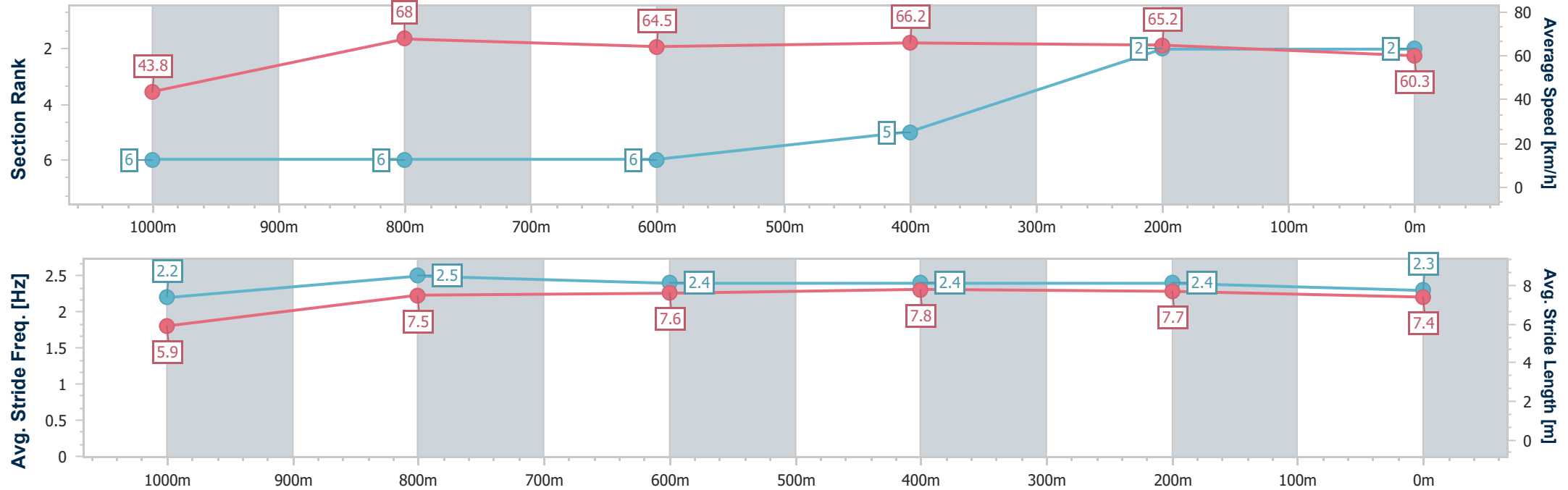
Horse/Jockey Name	Viking Sun
Final Rank	2
Fastest Section Time (Section)	0:08.20 (Overall)
Top Speed [km/h] (Section)	68.9 (1000m)
Race State	Finished



RockhamptonProfessional
Race 1: TAB QTIS Three-Years-Old Maiden Plate - 1100m
09 October 2025 - 13:34
Track Rating: Soft 5, Weather: Fine, Rail Position: 0.5 metres Entire Course.



Section	Overall	1000m	800m	600m	400m	200m								
Section Times	1:03.75 [2] (0:08.20)	0:55.55 [6] (0:10.51)	0:45.04 [6] (0:11.19)	0:33.85 [6] (0:10.90)	0:22.95 [5] (0:11.03)	0:11.92 [2] (0:11.92)								
Average Speed [km/h]	43.8	68.0	64.5	66.2	65.2	60.3								
Top Speed [km/h]	63.7	68.9	67.3	67.2	66.6	63.9								
Avg. Dist. to Rail [m]	7.1	1.7	1.0	3.2	5.4	5.7								
Avg. Stride Freq. [Hz]	2.2	2.5	2.4	2.4	2.4	2.3								
Avg. Stride Length [m]	5.9	7.5	7.6	7.8	7.7	7.4								





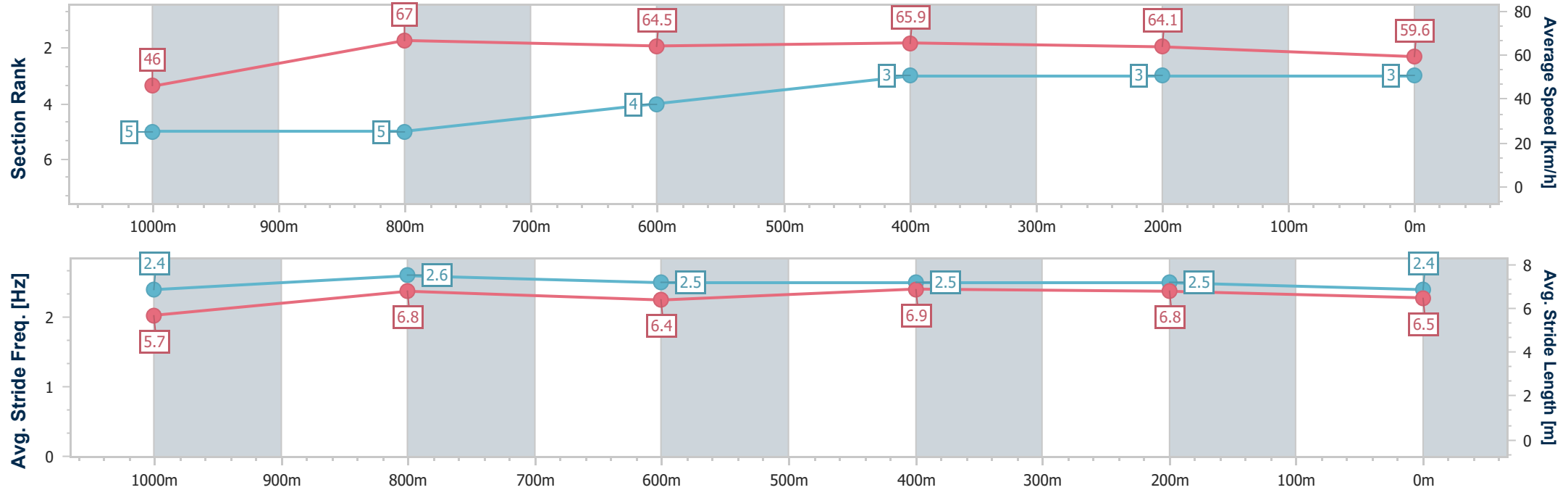
Horse/Jockey Name	Oh Pretty Emma
Final Rank	3
Fastest Section Time (Section)	0:07.87 (Overall)
Top Speed [km/h] (Section)	69.1 (1000m)
Race State	Finished



RockhamptonProfessional
Race 1: TAB QTIS Three-Years-Old Maiden Plate - 1100m
09 October 2025 - 13:34
Track Rating: Soft 5, Weather: Fine, Rail Position: 0.5 metres Entire Course.



Section	Overall	1000m	800m	600m	400m	200m							
Section Times	1:03.97 [3] (0:07.87)	0:56.10 [5] (0:10.67)	0:45.43 [5] (0:11.21)	0:34.22 [4] (0:10.94)	0:23.28 [3] (0:11.21)	0:12.07 [3] (0:12.07)							
Average Speed [km/h]	46.0	67.0	64.5	65.9	64.1	59.6							
Top Speed [km/h]	65.5	69.1	65.0	66.4	65.9	62.7							
Avg. Dist. to Rail [m]	6.5	0.7	0.3	1.5	2.2	1.9							
Avg. Stride Freq. [Hz]	2.4	2.6	2.5	2.5	2.5	2.4							
Avg. Stride Length [m]	5.7	6.8	6.4	6.9	6.8	6.5							





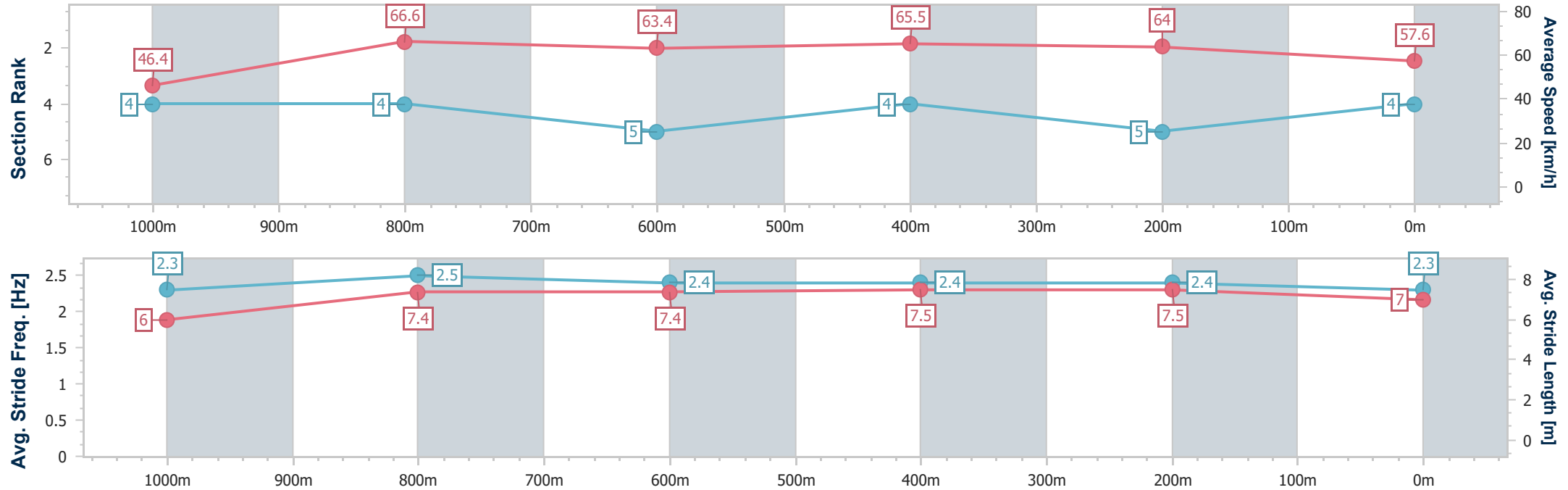
Horse/Jockey Name	Ready Made Miracle
Final Rank	4
Fastest Section Time (Section)	0:07.79 (Overall)
Top Speed [km/h] (Section)	68.4 (1000m)
Race State	Finished



RockhamptonProfessional
Race 1: TAB QTIS Three-Years-Old Maiden Plate - 1100m
09 October 2025 - 13:34
Track Rating: Soft 5, Weather: Fine, Rail Position: 0.5 metres Entire Course.



Section	Overall	1000m	800m	600m	400m	200m								
Section Times	1:04.50 [4] (0:07.79)	0:56.71 [4] (0:10.72)	0:45.99 [4] (0:11.24)	0:34.75 [5] (0:10.99)	0:23.76 [4] (0:11.25)	0:12.51 [5] (0:12.51)								
Average Speed [km/h]	46.4	66.6	63.4	65.5	64.0	57.6								
Top Speed [km/h]	65.0	68.4	67.1	66.6	66.0	61.8								
Avg. Dist. to Rail [m]	4.0	1.6	0.8	0.4	0.5	0.4								
Avg. Stride Freq. [Hz]	2.3	2.5	2.4	2.4	2.4	2.3								
Avg. Stride Length [m]	6.0	7.4	7.4	7.5	7.5	7.0								





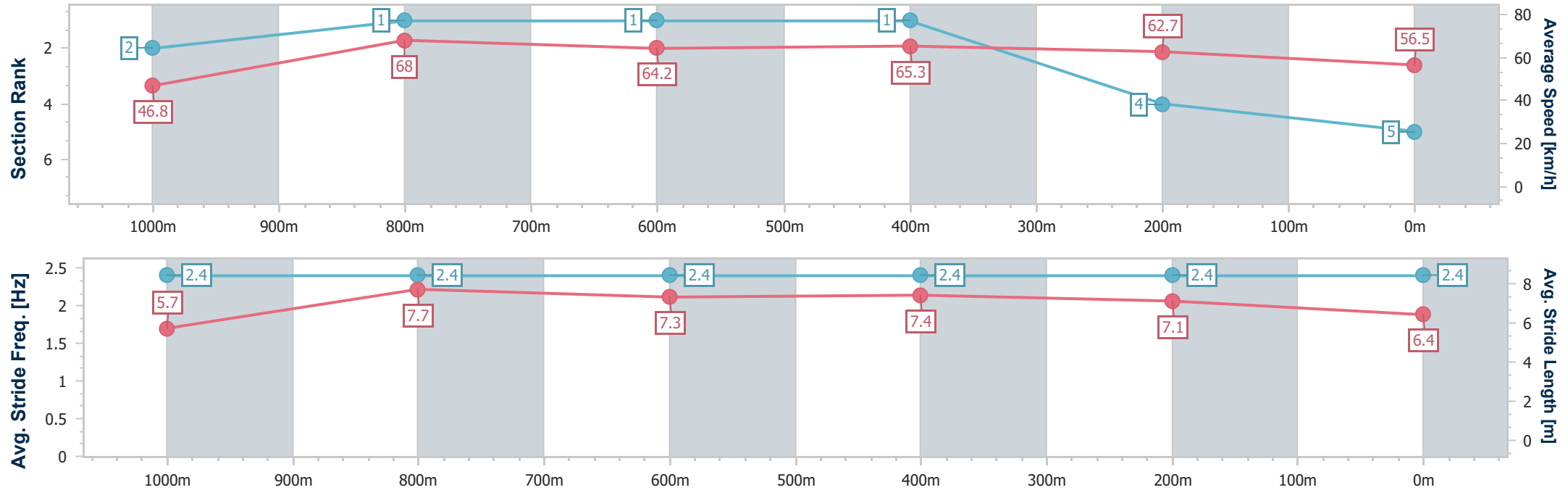
Horse/Jockey Name	Marrero
Final Rank	5
Fastest Section Time (Section)	0:07.65 (Overall)
Top Speed [km/h] (Section)	69.5 (1000m)
Race State	Finished



RockhamptonProfessional
Race 1: TAB QTIS Three-Years-Old Maiden Plate - 1100m
09 October 2025 - 13:34
Track Rating: Soft 5, Weather: Fine, Rail Position: 0.5 metres Entire Course.



Section	Overall	1000m	800m	600m	400m	200m							
Section Times	1:04.75 [5] (0:07.65)	0:57.10 [2] (0:10.53)	0:46.57 [1] (0:11.29)	0:35.28 [1] (0:11.06)	0:24.22 [1] (0:11.44)	0:12.78 [4] (0:12.78)							
Average Speed [km/h]	46.8	68.0	64.2	65.3	62.7	56.5							
Top Speed [km/h]	67.2	69.5	65.8	66.4	64.6	60.6							
Avg. Dist. to Rail [m]	4.7	1.1	1.2	1.9	1.7	1.9							
Avg. Stride Freq. [Hz]	2.4	2.4	2.4	2.4	2.4	2.4							
Avg. Stride Length [m]	5.7	7.7	7.3	7.4	7.1	6.4							





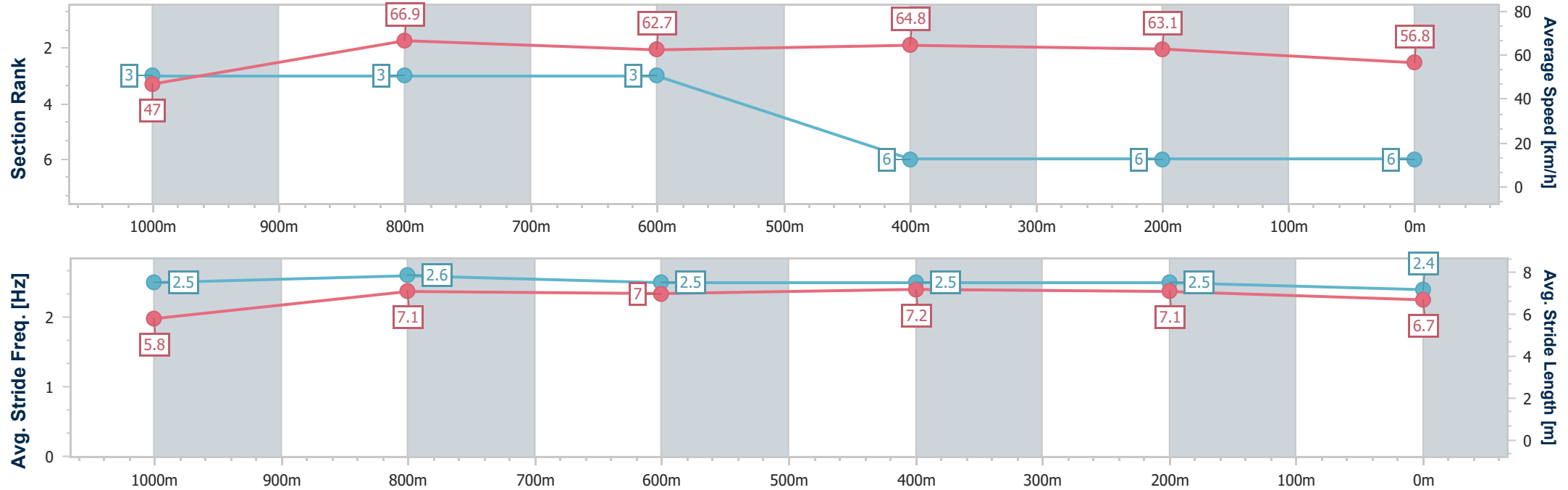
Horse/Jockey Name	Ask Me Harry
Final Rank	6
Fastest Section Time (Section)	0:07.69 (Overall)
Top Speed [km/h] (Section)	68.6 (1000m)
Race State	Finished



RockhamptonProfessional
Race 1: TAB QTIS Three-Years-Old Maiden Plate - 1100m
09 October 2025 - 13:34
Track Rating: Soft 5, Weather: Fine, Rail Position: 0.5 metres Entire Course.



Section	Overall	1000m	800m	600m	400m	200m							
Section Times	1:04.96 [6] (0:07.69)	0:57.27 [3] (0:10.62)	0:46.65 [3] (0:11.40)	0:35.25 [3] (0:11.12)	0:24.13 [6] (0:11.41)	0:12.72 [6] (0:12.72)							
Average Speed [km/h]	47.0	66.9	62.7	64.8	63.1	56.8							
Top Speed [km/h]	66.2	68.6	64.5	65.7	65.4	60.5							
Avg. Dist. to Rail [m]	2.6	2.3	1.1	1.7	2.9	3.7							
Avg. Stride Freq. [Hz]	2.5	2.6	2.5	2.5	2.5	2.4							
Avg. Stride Length [m]	5.8	7.1	7.0	7.2	7.1	6.7							





Rockhampton Professional
Race 2: GREAT NORTHERN Class 3 Plate - 1050m
09 October 2025 - 14:13



Track Rating: Soft 5, Weather: Fine, Rail Position: 0.5 metres Entire Course.

Section		Overall				1000m	800m	600m	400m	200m	Last 600m		
Field Times		0:59.44				0:54.76	0:44.16	0:33.69	0:23.04	0:12.02	0:33.69		
		(0:04.68)				(0:10.60)	(0:10.47)	(0:10.65)	(0:11.02)	(0:12.02)			
Rank	TAB	Horse/Jockey	Barrier	Top Speed [km/h]	Fastest Section						Margin	Distance Travelled [m]	
1	2	GEE EYE WHY	8	70.3	0:04.74	0:59.44 [1]	0:54.70 [3]	0:43.92 [3]	0:33.24 [4]	0:22.78 [3]	0:12.02 [1]	0:59.44	0:33.24
		Chris McIver		1000m	Overall	(0:04.74)	(0:10.78)	(0:10.68)	(0:10.46)	(0:10.76)	(0:12.02)		
2	3	SNAZZY SNITZEL	3	69.2	0:04.68	0:59.62 [2]	0:54.94 [1]	0:44.34 [1]	0:33.87 [1]	0:23.22 [1]	0:12.18 [2]	1.07L	0:33.87 +1
		Nikki Olzard		1000m	Overall	(0:04.68)	(0:10.60)	(0:10.47)	(0:10.65)	(0:11.04)	(0:12.18)		
3	7	KATHY'S ROSE	7	69.9	0:05.06	0:59.83 [3]	0:54.77 [7]	0:43.63 [6]	0:32.99 [7]	0:22.49 [6]	0:11.78 [5]	2.33L	0:32.99 +1
		Ryan Wiggins		600m	Overall	(0:05.06)	(0:11.14)	(0:10.64)	(0:10.50)	(0:10.71)	(0:11.78)		
4	6	IMPACTFULL MISS	2	69.3	0:04.75	0:59.96 [4]	0:55.21 [4]	0:44.44 [4]	0:33.90 [3]	0:23.30 [4]	0:12.17 [4]	3.05L	0:33.90 +2
		Tasha Chambers		1000m	Overall	(0:04.75)	(0:10.77)	(0:10.54)	(0:10.60)	(0:11.13)	(0:12.17)		
5	8	TIPSY TIGER	4	68.9	0:04.95	1:00.05 [5]	0:55.10 [6]	0:43.78 [7]	0:33.38 [5]	0:22.78 [5]	0:11.99 [6]	3.63L	0:33.38 +2
		Warwick Satherley		600m	Overall	(0:04.95)	(0:11.32)	(0:10.40)	(0:10.60)	(0:10.79)	(0:11.99)		
6	5	MAKING HISTORY	5	69.4	0:04.89	1:00.38 [6]	0:55.49 [5]	0:44.41 [5]	0:33.56 [6]	0:23.04 [6]	0:12.21 [7]	5.53L	0:33.56 +1
		Georgina Cartwright		600m	Overall	(0:04.89)	(0:11.08)	(0:10.85)	(0:10.52)	(0:10.83)	(0:12.21)		
7	1	OUTWITTED	1	68.8	0:05.31	1:00.43 [7]	0:55.12 [8]	0:43.93 [8]	0:33.20 [8]	0:22.52 [8]	0:11.67 [8]	5.86L	0:33.20 +1
		Ashley Butler		400m	Overall	(0:05.31)	(0:11.19)	(0:10.73)	(0:10.68)	(0:10.85)	(0:11.67)		
8	4	ATHLETICA	6	69.5	0:04.69	1:00.91 [8]	0:56.22 [2]	0:45.57 [2]	0:35.02 [2]	0:24.49 [2]	0:13.25 [3]	8.66L	0:35.02 +1
		Les Tilley		800m	Overall	(0:04.69)	(0:10.65)	(0:10.55)	(0:10.53)	(0:11.24)	(0:13.25)		



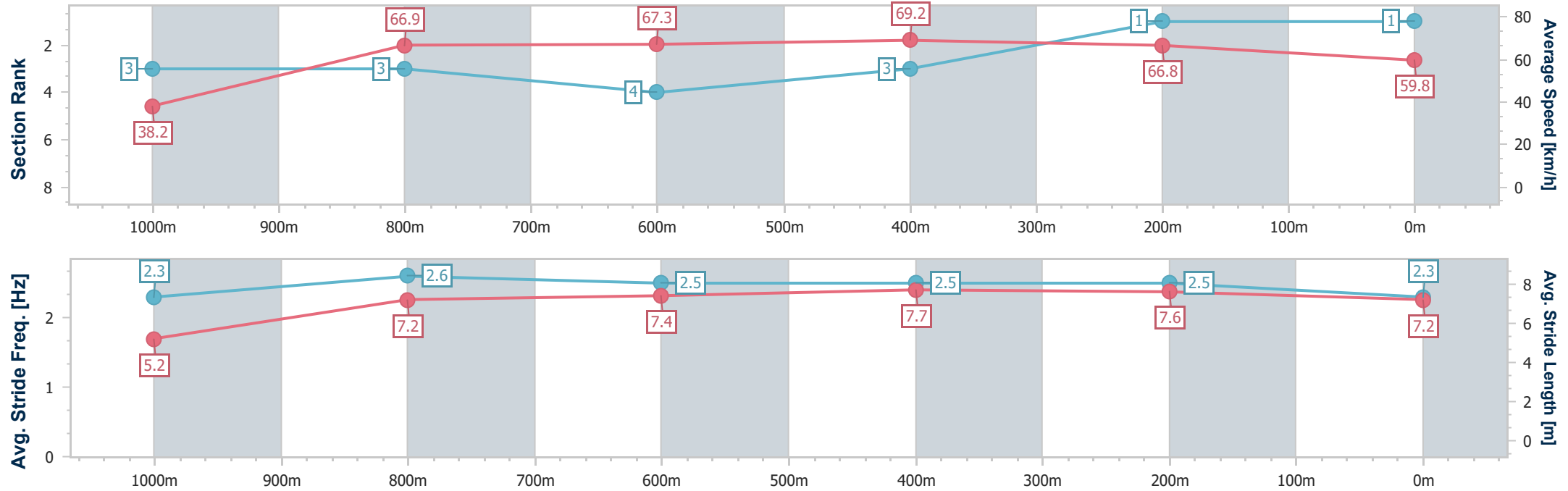
Horse/Jockey Name	Gee Eye Why
Final Rank	1
Fastest Section Time (Section)	0:04.74 (Overall)
Top Speed [km/h] (Section)	70.3 (1000m)
Race State	Finished



RockhamptonProfessional
Race 2: GREAT NORTHERN Class 3 Plate - 1050m
09 October 2025 - 14:13
Track Rating: Soft 5, Weather: Fine, Rail Position: 0.5 metres Entire Course.



Section	Overall	1000m	800m	600m	400m	200m							
Section Times	0:59.44 [1] (0:04.74)	0:54.70 [3] (0:10.78)	0:43.92 [3] (0:10.68)	0:33.24 [4] (0:10.46)	0:22.78 [3] (0:10.76)	0:12.02 [1] (0:12.02)							
Average Speed [km/h]	38.2	66.9	67.3	69.2	66.8	59.8							
Top Speed [km/h]	60.2	70.3	70.2	69.7	69.1	64.0							
Avg. Dist. to Rail [m]	10.6	2.5	0.6	1.3	2.6	3.7							
Avg. Stride Freq. [Hz]	2.3	2.6	2.5	2.5	2.5	2.3							
Avg. Stride Length [m]	5.2	7.2	7.4	7.7	7.6	7.2							





Horse/Jockey Name	Snazzy Snitzel
Final Rank	2
Fastest Section Time (Section)	0:04.68 (Overall)
Top Speed [km/h] (Section)	69.2 (1000m)
Race State	Finished

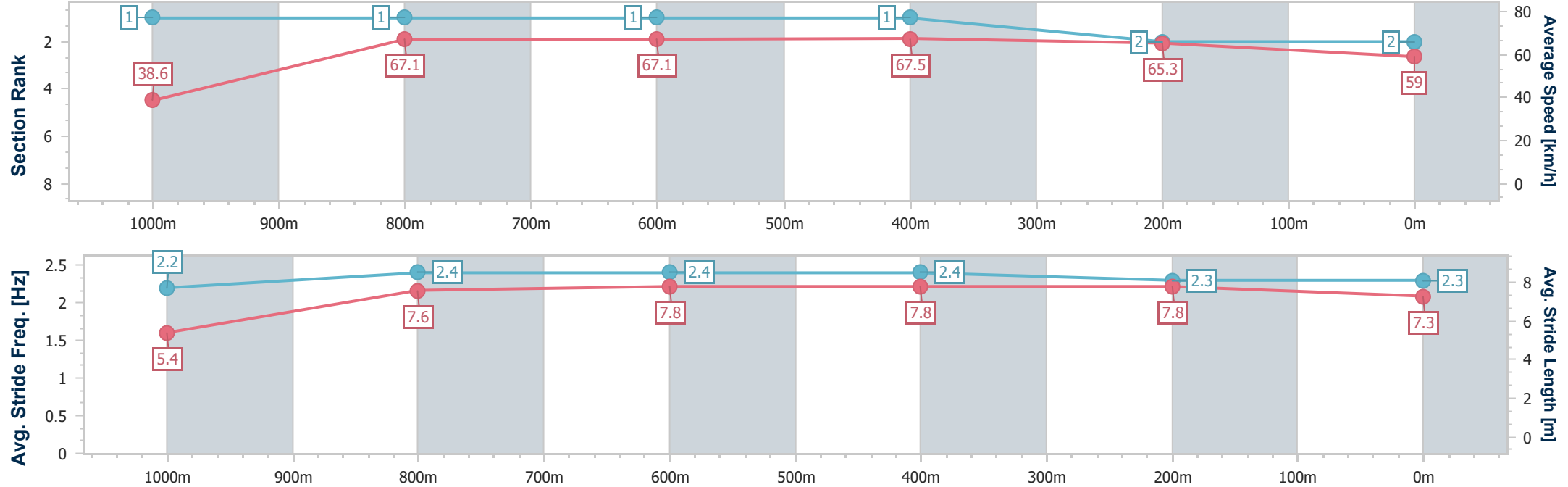


RockhamptonProfessional
Race 2: GREAT NORTHERN Class 3 Plate - 1050m

09 October 2025 - 14:13
Track Rating: Soft 5, Weather: Fine, Rail Position: 0.5 metres Entire Course.



Section	Overall	1000m	800m	600m	400m	200m							
Section Times	0:59.62 [2] (0:04.68)	0:54.94 [1] (0:10.60)	0:44.34 [1] (0:10.47)	0:33.87 [1] (0:10.65)	0:23.22 [1] (0:11.04)	0:12.18 [2] (0:12.18)							
Average Speed [km/h]	38.6	67.1	67.1	67.5	65.3	59.0							
Top Speed [km/h]	59.8	69.2	68.7	69.0	67.9	62.7							
Avg. Dist. to Rail [m]	5.0	2.4	2.6	0.7	0.5	2.0							
Avg. Stride Freq. [Hz]	2.2	2.4	2.4	2.4	2.3	2.3							
Avg. Stride Length [m]	5.4	7.6	7.8	7.8	7.8	7.3							



[] Ranking at each section and finish
- - - - No data available at this section
NA No data available



Horse/Jockey Name	Kathy's Rose
Final Rank	3
Fastest Section Time (Section)	0:05.06 (Overall)
Top Speed [km/h] (Section)	69.9 (600m)
Race State	Finished

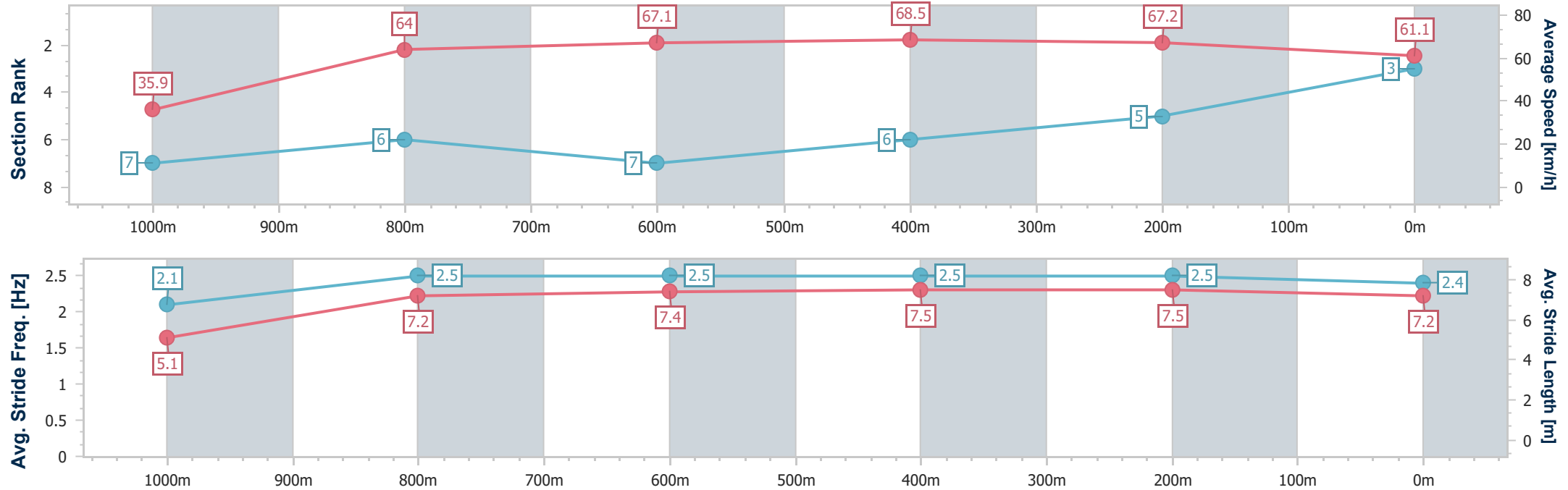


RockhamptonProfessional
Race 2: GREAT NORTHERN Class 3 Plate - 1050m

09 October 2025 - 14:13
Track Rating: Soft 5, Weather: Fine, Rail Position: 0.5 metres Entire Course.



Section	Overall	1000m	800m	600m	400m	200m								
Section Times	0:59.83 [3] (0:05.06)	0:54.77 [7] (0:11.14)	0:43.63 [6] (0:10.64)	0:32.99 [7] (0:10.50)	0:22.49 [6] (0:10.71)	0:11.78 [5] (0:11.78)								
Average Speed [km/h]	35.9	64.0	67.1	68.5	67.2	61.1								
Top Speed [km/h]	55.9	66.4	68.3	69.9	69.1	65.0								
Avg. Dist. to Rail [m]	9.4	2.7	1.0	2.9	3.9	5.2								
Avg. Stride Freq. [Hz]	2.1	2.5	2.5	2.5	2.5	2.4								
Avg. Stride Length [m]	5.1	7.2	7.4	7.5	7.5	7.2								



[] Ranking at each section and finish
- - - - No data available at this section
NA No data available



Horse/Jockey Name	Impactfull Miss
Final Rank	4
Fastest Section Time (Section)	0:04.75 (Overall)
Top Speed [km/h] (Section)	69.3 (1000m)
Race State	Finished

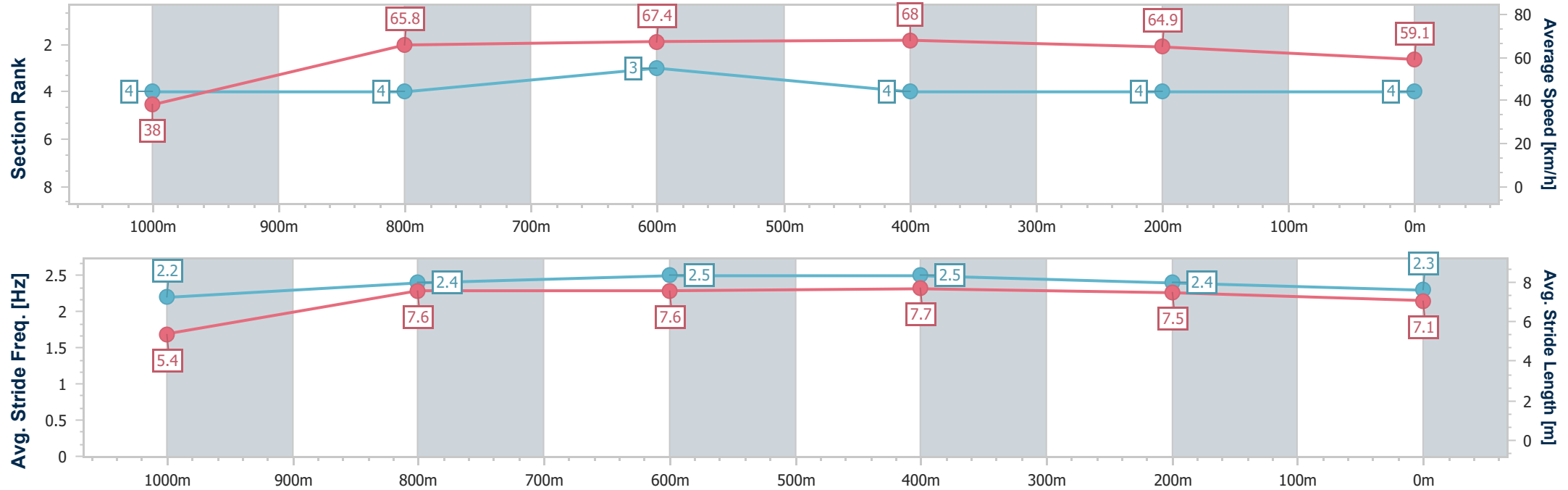


RockhamptonProfessional
Race 2: GREAT NORTHERN Class 3 Plate - 1050m

09 October 2025 - 14:13
Track Rating: Soft 5, Weather: Fine, Rail Position: 0.5 metres Entire Course.



Section	Overall	1000m	800m	600m	400m	200m								
Section Times	0:59.96 [4] (0:04.75)	0:55.21 [4] (0:10.77)	0:44.44 [4] (0:10.54)	0:33.90 [3] (0:10.60)	0:23.30 [4] (0:11.13)	0:12.17 [4] (0:12.17)								
Average Speed [km/h]	38.0	65.8	67.4	68.0	64.9	59.1								
Top Speed [km/h]	58.6	69.3	69.1	68.9	67.8	61.9								
Avg. Dist. to Rail [m]	4.2	2.9	1.4	1.2	0.9	1.9								
Avg. Stride Freq. [Hz]	2.2	2.4	2.5	2.5	2.4	2.3								
Avg. Stride Length [m]	5.4	7.6	7.6	7.7	7.5	7.1								



[] Ranking at each section and finish
-.-.- No data available at this section
NA No data available



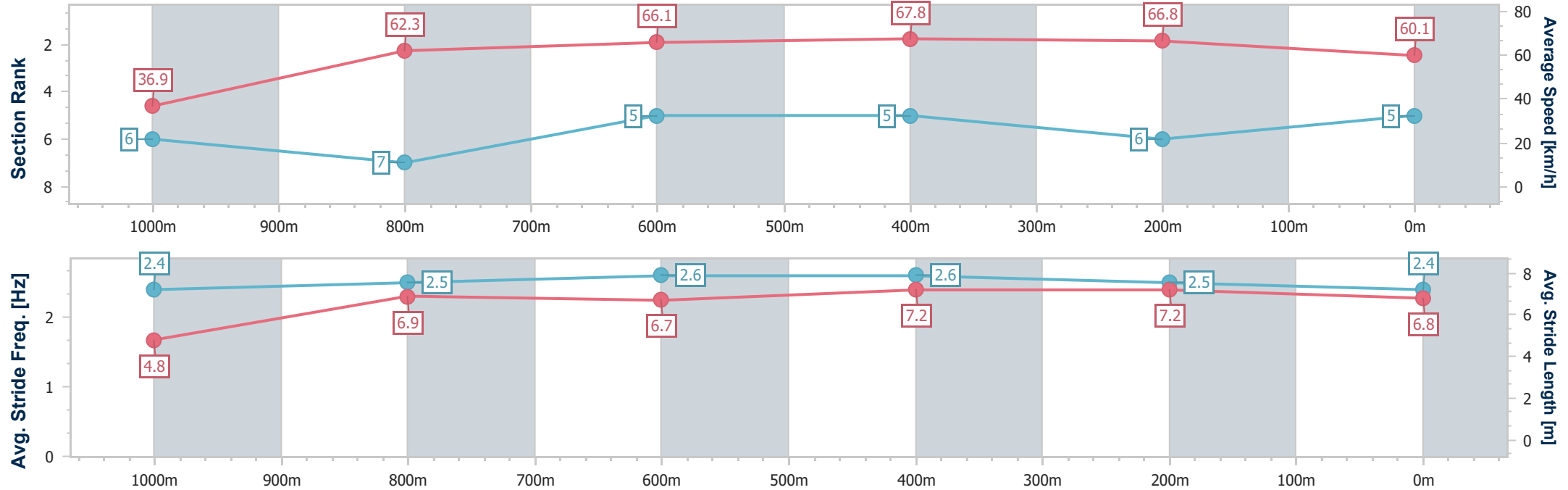
Horse/Jockey Name	Tipsy Tiger
Final Rank	5
Fastest Section Time (Section)	0:04.95 (Overall)
Top Speed [km/h] (Section)	68.9 (600m)
Race State	Finished



RockhamptonProfessional
Race 2: GREAT NORTHERN Class 3 Plate - 1050m
09 October 2025 - 14:13
Track Rating: Soft 5, Weather: Fine, Rail Position: 0.5 metres Entire Course.



Section	Overall	1000m	800m	600m	400m	200m							
Section Times	1:00.05 [5] (0:04.95)	0:55.10 [6] (0:11.32)	0:43.78 [7] (0:10.40)	0:33.38 [5] (0:10.60)	0:22.78 [5] (0:10.79)	0:11.99 [6] (0:11.99)							
Average Speed [km/h]	36.9	62.3	66.1	67.8	66.8	60.1							
Top Speed [km/h]	55.1	65.4	66.7	68.9	68.2	64.7							
Avg. Dist. to Rail [m]	5.9	3.4	5.0	3.8	2.5	1.0							
Avg. Stride Freq. [Hz]	2.4	2.5	2.6	2.6	2.5	2.4							
Avg. Stride Length [m]	4.8	6.9	6.7	7.2	7.2	6.8							





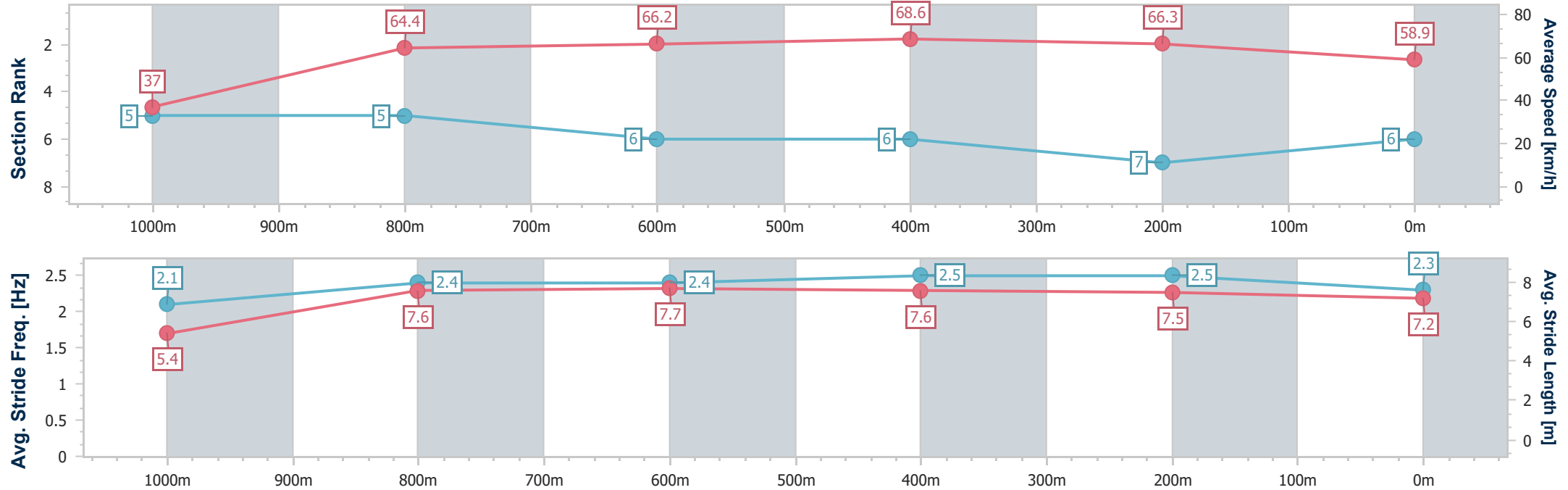
Horse/Jockey Name	Making History
Final Rank	6
Fastest Section Time (Section)	0:04.89 (Overall)
Top Speed [km/h] (Section)	69.4 (600m)
Race State	Finished



RockhamptonProfessional
Race 2: GREAT NORTHERN Class 3 Plate - 1050m
09 October 2025 - 14:13
Track Rating: Soft 5, Weather: Fine, Rail Position: 0.5 metres Entire Course.



Section	Overall	1000m	800m	600m	400m	200m							
Section Times	1:00.38 [6] (0:04.89)	0:55.49 [5] (0:11.08)	0:44.41 [5] (0:10.85)	0:33.56 [6] (0:10.52)	0:23.04 [6] (0:10.83)	0:12.21 [7] (0:12.21)							
Average Speed [km/h]	37.0	64.4	66.2	68.6	66.3	58.9							
Top Speed [km/h]	57.5	66.2	66.7	69.4	69.0	63.4							
Avg. Dist. to Rail [m]	7.3	2.3	1.0	0.9	2.3	4.8							
Avg. Stride Freq. [Hz]	2.1	2.4	2.4	2.5	2.5	2.3							
Avg. Stride Length [m]	5.4	7.6	7.7	7.6	7.5	7.2							





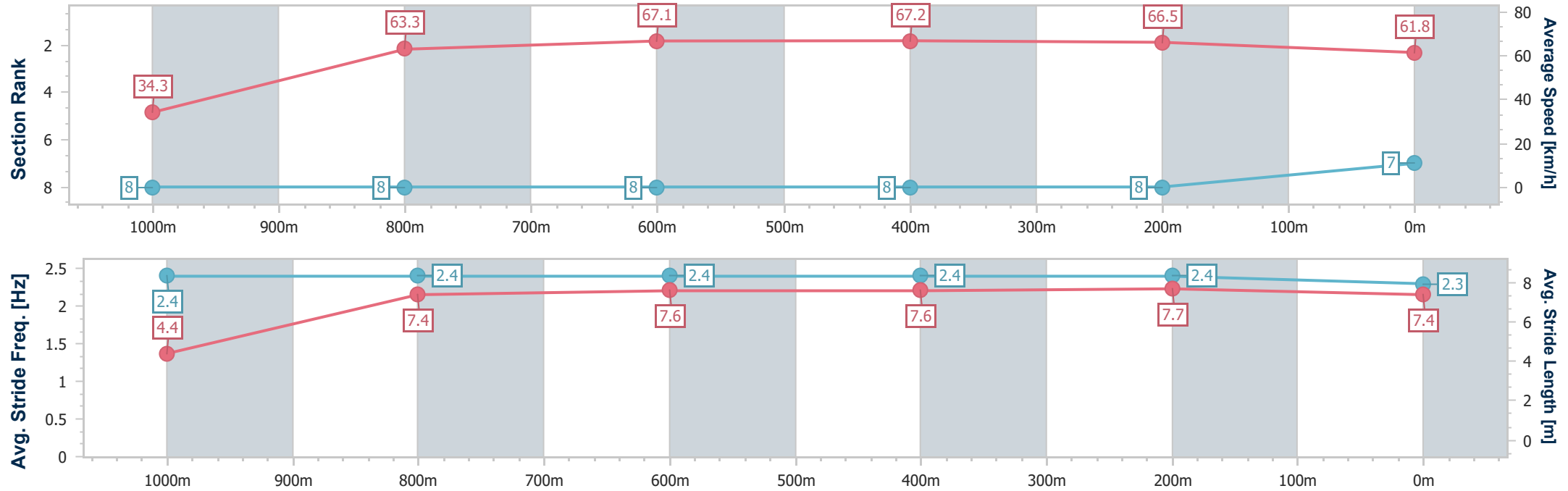
Horse/Jockey Name	Outwitted
Final Rank	7
Fastest Section Time (Section)	0:05.31 (Overall)
Top Speed [km/h] (Section)	68.8 (400m)
Race State	Finished



RockhamptonProfessional
Race 2: GREAT NORTHERN Class 3 Plate - 1050m
09 October 2025 - 14:13
Track Rating: Soft 5, Weather: Fine, Rail Position: 0.5 metres Entire Course.



Section	Overall	1000m	800m	600m	400m	200m							
Section Times	1:00.43 [7] (0:05.31)	0:55.12 [8] (0:11.19)	0:43.93 [8] (0:10.73)	0:33.20 [8] (0:10.68)	0:22.52 [8] (0:10.85)	0:11.67 [8] (0:11.67)							
Average Speed [km/h]	34.3	63.3	67.1	67.2	66.5	61.8							
Top Speed [km/h]	53.8	67.6	68.0	68.7	68.8	65.5							
Avg. Dist. to Rail [m]	3.2	2.2	0.8	0.6	0.5	0.4							
Avg. Stride Freq. [Hz]	2.4	2.4	2.4	2.4	2.4	2.3							
Avg. Stride Length [m]	4.4	7.4	7.6	7.6	7.7	7.4							





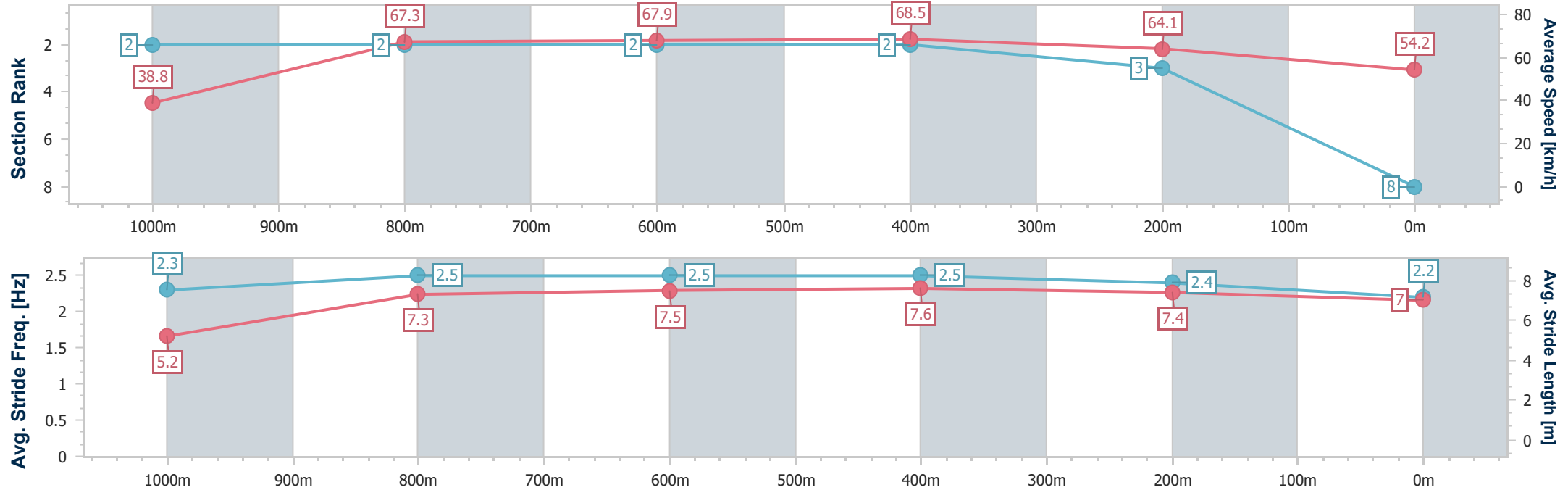
Horse/Jockey Name	Athletica
Final Rank	8
Fastest Section Time (Section)	0:04.69 (Overall)
Top Speed [km/h] (Section)	69.5 (800m)
Race State	Finished



RockhamptonProfessional
Race 2: GREAT NORTHERN Class 3 Plate - 1050m
09 October 2025 - 14:13
Track Rating: Soft 5, Weather: Fine, Rail Position: 0.5 metres Entire Course.



Section	Overall	1000m	800m	600m	400m	200m							
Section Times	1:00.91 [8] (0:04.69)	0:56.22 [2] (0:10.65)	0:45.57 [2] (0:10.55)	0:35.02 [2] (0:10.53)	0:24.49 [2] (0:11.24)	0:13.25 [3] (0:13.25)							
Average Speed [km/h]	38.8	67.3	67.9	68.5	64.1	54.2							
Top Speed [km/h]	59.6	69.4	69.5	69.1	68.3	60.0							
Avg. Dist. to Rail [m]	8.6	2.1	0.6	1.5	2.4	3.6							
Avg. Stride Freq. [Hz]	2.3	2.5	2.5	2.5	2.4	2.2							
Avg. Stride Length [m]	5.2	7.3	7.5	7.6	7.4	7.0							





Rockhampton Professional

Race 3: Secure last Caulfield Cup Tickets BENCHMARK 65 Handicap - 1200m

09 October 2025 - 14:47



Track Rating: Soft 5, Weather: Fine, Rail Position: 0.5 metres Entire Course.

Section		Overall				1000m	800m	600m	400m	200m	Last 600m		
Field Times		1:09.04				0:55.78	0:44.61	0:33.38	0:22.54	0:11.74	0:33.38		
		(0:13.26)				(0:11.17)	(0:11.23)	(0:10.84)	(0:10.80)	(0:11.74)			
Rank	TAB	Horse/Jockey	Barrier	Top Speed [km/h]	Fastest Section						Margin	Distance Travelled [m]	
1	3	WOODSTOCK ROCK	2	67.9	0:10.80	1:09.04 [1]	0:55.78 [1]	0:44.61 [1]	0:33.38 [1]	0:22.54 [1]	0:11.74 [1]	1:09.04	0:33.38
		Ryan Wiggins		400m	400m	(0:13.26)	(0:11.17)	(0:11.23)	(0:10.84)	(0:10.80)	(0:11.74)		
2	2	PRETTY SLICK	5	67.4	0:10.90	1:09.66 [2]	0:56.21 [2]	0:45.05 [2]	0:33.88 [2]	0:22.98 [2]	0:11.98 [2]	3.62L	0:33.88 +1
		Ashley Butler		600m	600m	(0:13.45)	(0:11.16)	(0:11.17)	(0:10.90)	(0:11.00)	(0:11.98)		
3	6	LETS DANCE JANDY	6	67.1	0:10.90	1:09.87 [3]	0:55.79 [6]	0:44.89 [5]	0:33.76 [5]	0:22.85 [4]	0:11.87 [4]	4.85L	0:33.76 -1
		Les Tilley		400m	1000m	(0:14.08)	(0:10.90)	(0:11.13)	(0:10.91)	(0:10.98)	(0:11.87)		
4	5	CINDERELLA MAN	1	66.8	0:10.91	1:09.96 [4]	0:56.48 [3]	0:45.26 [3]	0:34.03 [3]	0:23.12 [3]	0:12.07 [3]	5.38L	0:34.03 +0
		Tom Orr		Overall	600m	(0:13.48)	(0:11.22)	(0:11.23)	(0:10.91)	(0:11.05)	(0:12.07)		
5	7	OUTTA CONTROL	4	67.3	0:10.94	1:10.12 [5]	0:56.18 [5]	0:45.04 [6]	0:33.90 [6]	0:22.96 [6]	0:12.00 [5]	6.35L	0:33.90 +0
		Georgina Cartwright		600m	600m	(0:13.94)	(0:11.14)	(0:11.14)	(0:10.94)	(0:10.96)	(0:12.00)		
6	1	SVINDAL	3	66.2	0:11.01	1:10.60 [6]	0:56.85 [4]	0:45.75 [4]	0:34.58 [4]	0:23.57 [5]	0:12.41 [6]	9.17L	0:34.58 +1
		Sean Cormack		400m	600m	(0:13.75)	(0:11.10)	(0:11.17)	(0:11.01)	(0:11.16)	(0:12.41)		

Scratched: Outwitted (#4)



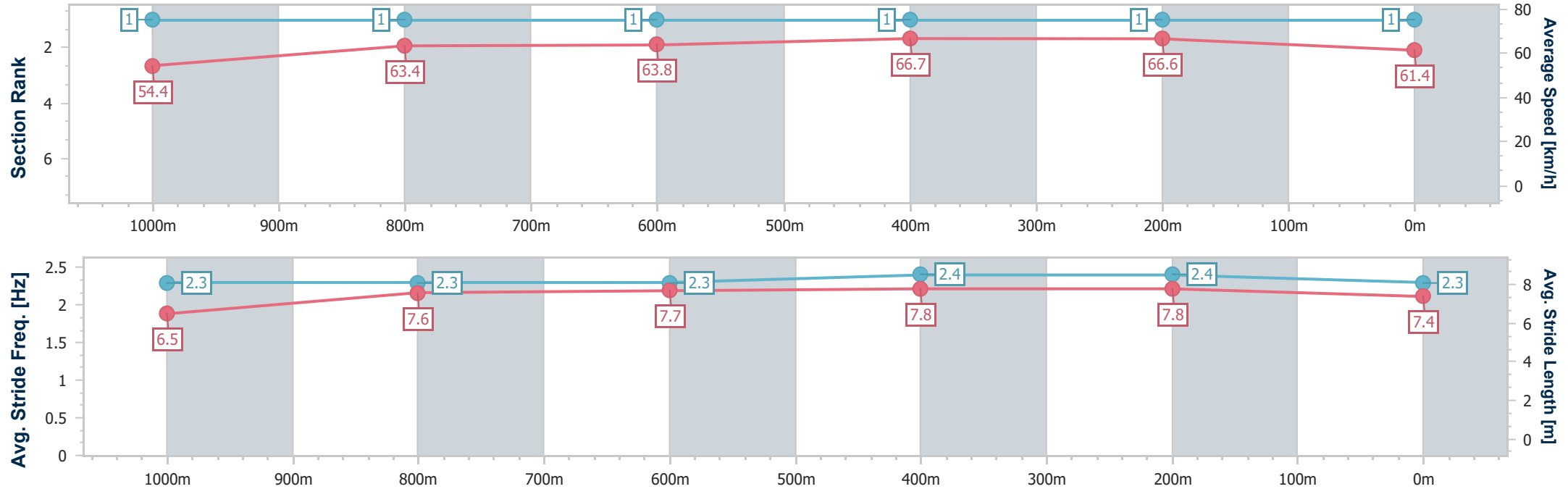
Horse/Jockey Name	Woodstock Rock
Final Rank	1
Fastest Section Time (Section)	0:10.80 (400m)
Top Speed [km/h] (Section)	67.9 (400m)
Race State	Finished



RockhamptonProfessional
Race 3: Secure last Caulfield Cup Tickets BENCHMARK 65
Handicap - 1200m
09 October 2025 - 14:47
Track Rating: Soft 5, Weather: Fine, Rail Position: 0.5 metres Entire Course.



Section	Overall	1000m	800m	600m	400m	200m								
Section Times	1:09.04 [1] (0:13.26)	0:55.78 [1] (0:11.17)	0:44.61 [1] (0:11.23)	0:33.38 [1] (0:10.84)	0:22.54 [1] (0:10.80)	0:11.74 [1] (0:11.74)								
Average Speed [km/h]	54.4	63.4	63.8	66.7	66.6	61.4								
Top Speed [km/h]	64.4	64.8	65.5	67.9	67.9	65.3								
Avg. Dist. to Rail [m]	2.3	2.5	1.0	0.7	0.3	0.5								
Avg. Stride Freq. [Hz]	2.3	2.3	2.3	2.4	2.4	2.3								
Avg. Stride Length [m]	6.5	7.6	7.7	7.8	7.8	7.4								





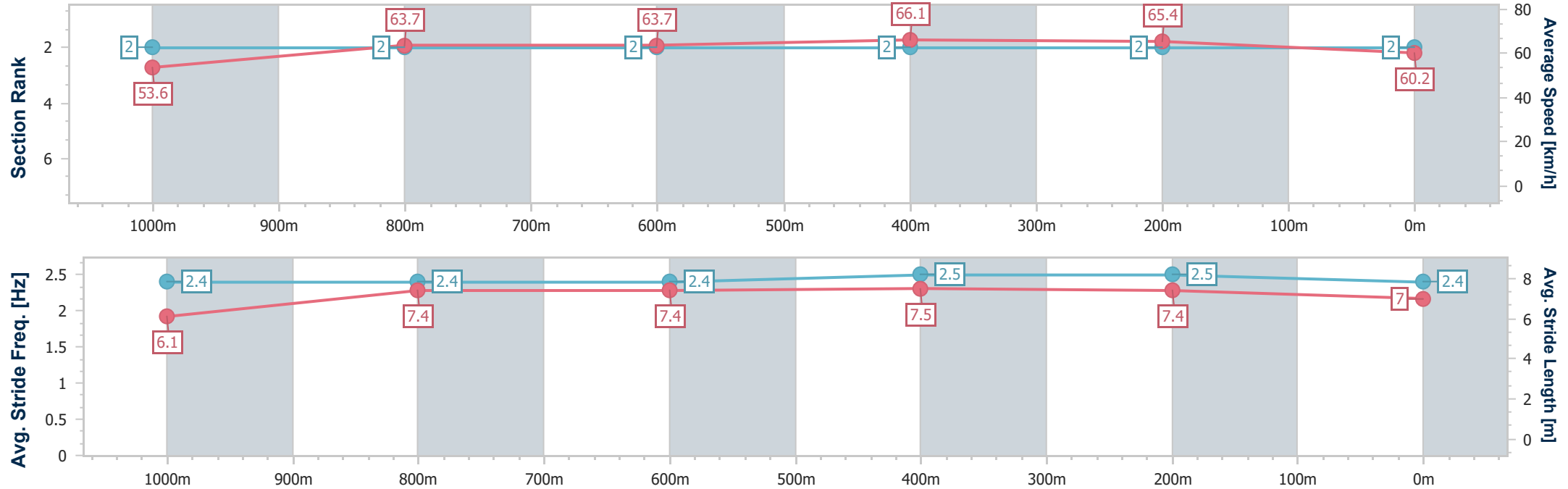
Horse/Jockey Name	Pretty Slick
Final Rank	2
Fastest Section Time (Section)	0:10.90 (600m)
Top Speed [km/h] (Section)	67.4 (600m)
Race State	Finished



RockhamptonProfessional
Race 3: Secure last Caulfield Cup Tickets BENCHMARK 65
Handicap - 1200m
09 October 2025 - 14:47
Track Rating: Soft 5, Weather: Fine, Rail Position: 0.5 metres Entire Course.



Section	Overall	1000m	800m	600m	400m	200m								
Section Times	1:09.66 [2] (0:13.45)	0:56.21 [2] (0:11.16)	0:45.05 [2] (0:11.17)	0:33.88 [2] (0:10.90)	0:22.98 [2] (0:11.00)	0:11.98 [2] (0:11.98)								
Average Speed [km/h]	53.6	63.7	63.7	66.1	65.4	60.2								
Top Speed [km/h]	64.4	64.2	64.9	67.4	67.0	63.9								
Avg. Dist. to Rail [m]	3.4	2.1	1.2	0.9	1.3	1.9								
Avg. Stride Freq. [Hz]	2.4	2.4	2.4	2.5	2.5	2.4								
Avg. Stride Length [m]	6.1	7.4	7.4	7.5	7.4	7.0								





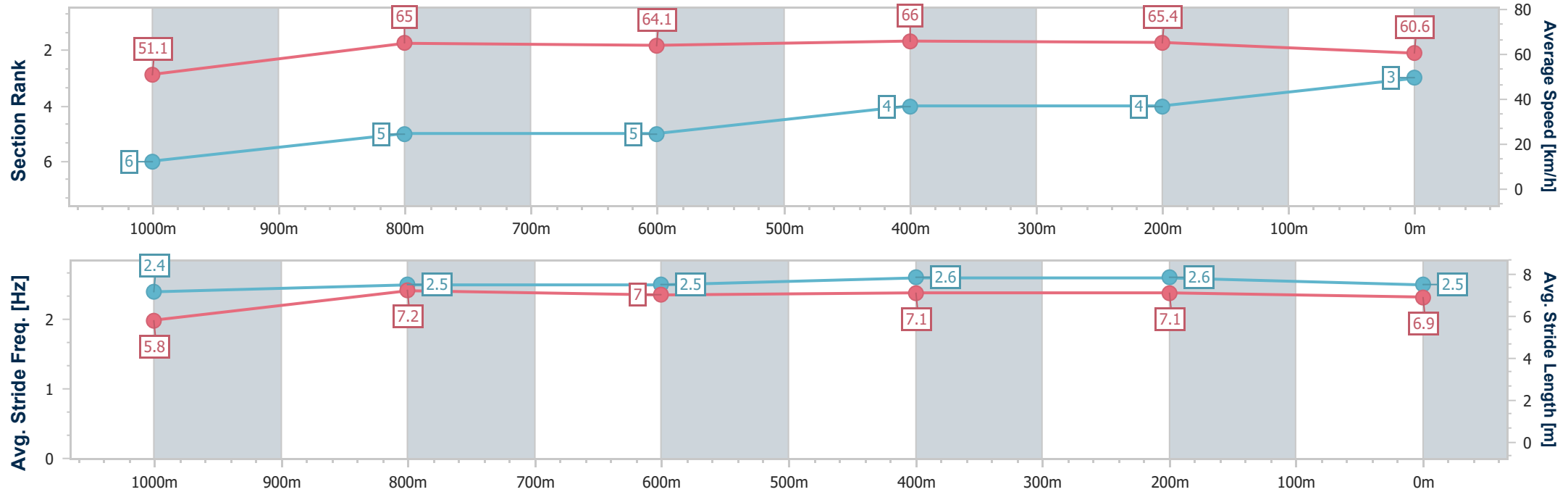
Horse/Jockey Name	Lets Dance Jandy
Final Rank	3
Fastest Section Time (Section)	0:10.90 (1000m)
Top Speed [km/h] (Section)	67.1 (400m)
Race State	Finished



RockhamptonProfessional
Race 3: Secure last Caulfield Cup Tickets BENCHMARK 65
Handicap - 1200m
09 October 2025 - 14:47
Track Rating: Soft 5, Weather: Fine, Rail Position: 0.5 metres Entire Course.



Section	Overall	1000m	800m	600m	400m	200m								
Section Times	1:09.87 [3] (0:14.08)	0:55.79 [6] (0:10.90)	0:44.89 [5] (0:11.13)	0:33.76 [5] (0:10.91)	0:22.85 [4] (0:10.98)	0:11.87 [4] (0:11.87)								
Average Speed [km/h]	51.1	65.0	64.1	66.0	65.4	60.6								
Top Speed [km/h]	65.9	66.7	66.5	66.9	67.1	63.9								
Avg. Dist. to Rail [m]	4.6	2.7	1.3	1.3	2.6	3.0								
Avg. Stride Freq. [Hz]	2.4	2.5	2.5	2.6	2.6	2.5								
Avg. Stride Length [m]	5.8	7.2	7.0	7.1	7.1	6.9								





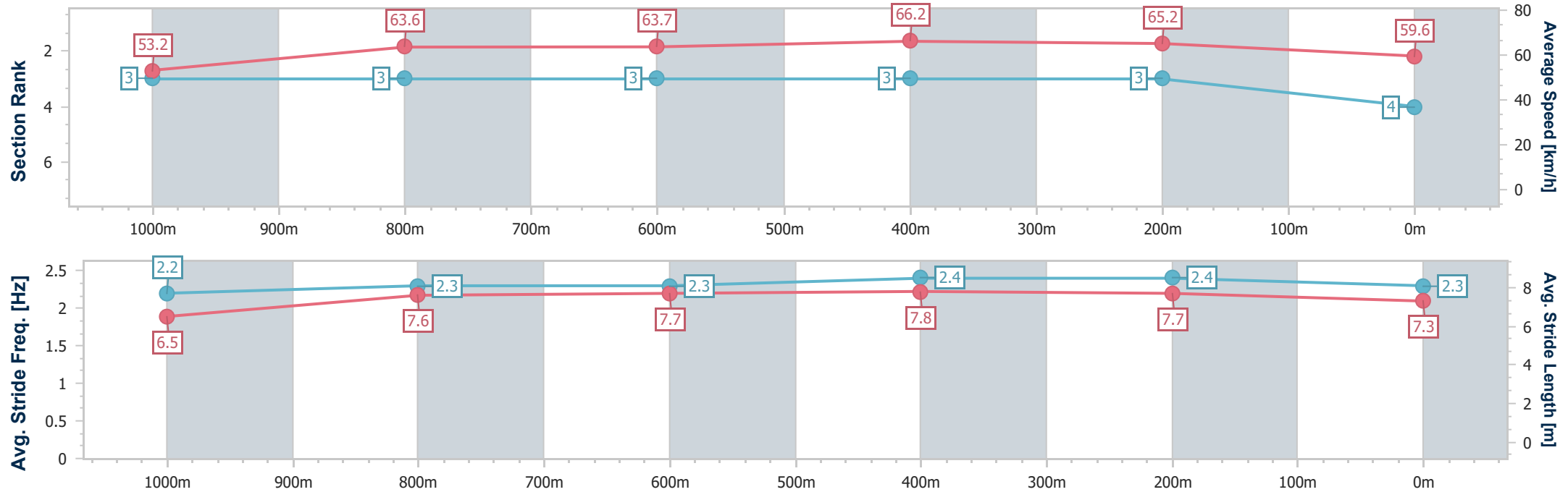
Horse/Jockey Name	Cinderella Man
Final Rank	4
Fastest Section Time (Section)	0:10.91 (600m)
Top Speed [km/h] (Section)	66.8 (Overall)
Race State	Finished



RockhamptonProfessional
Race 3: Secure last Caulfield Cup Tickets BENCHMARK 65
Handicap - 1200m
09 October 2025 - 14:47
Track Rating: Soft 5, Weather: Fine, Rail Position: 0.5 metres Entire Course.



Section	Overall	1000m	800m	600m	400m	200m								
Section Times	1:09.96 [4] (0:13.48)	0:56.48 [3] (0:11.22)	0:45.26 [3] (0:11.23)	0:34.03 [3] (0:10.91)	0:23.12 [3] (0:11.05)	0:12.07 [3] (0:12.07)								
Average Speed [km/h]	53.2	63.6	63.7	66.2	65.2	59.6								
Top Speed [km/h]	66.8	64.6	65.1	66.8	66.5	63.4								
Avg. Dist. to Rail [m]	1.9	2.2	0.7	0.7	0.3	0.2								
Avg. Stride Freq. [Hz]	2.2	2.3	2.3	2.4	2.4	2.3								
Avg. Stride Length [m]	6.5	7.6	7.7	7.8	7.7	7.3								





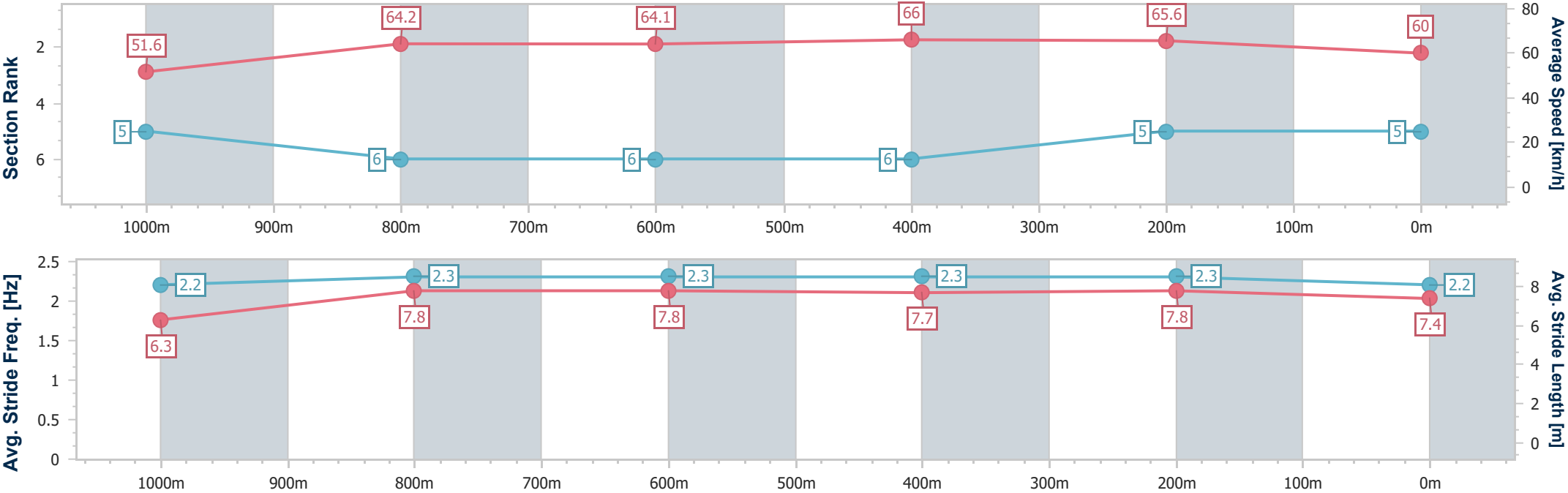
Horse/Jockey Name	Outta Control
Final Rank	5
Fastest Section Time (Section)	0:10.94 (600m)
Top Speed [km/h] (Section)	67.3 (600m)
Race State	Finished



RockhamptonProfessional
Race 3: Secure last Caulfield Cup Tickets BENCHMARK 65
Handicap - 1200m
09 October 2025 - 14:47
Track Rating: Soft 5, Weather: Fine, Rail Position: 0.5 metres Entire Course.



Section	Overall	1000m	800m	600m	400m	200m								
Section Times	1:10.12 [5] (0:13.94)	0:56.18 [5] (0:11.14)	0:45.04 [6] (0:11.14)	0:33.90 [6] (0:10.94)	0:22.96 [6] (0:10.96)	0:12.00 [5] (0:12.00)								
Average Speed [km/h]	51.6	64.2	64.1	66.0	65.6	60.0								
Top Speed [km/h]	65.5	65.9	65.1	67.3	67.2	63.5								
Avg. Dist. to Rail [m]	3.2	1.2	1.0	2.4	3.3	3.8								
Avg. Stride Freq. [Hz]	2.2	2.3	2.3	2.3	2.3	2.2								
Avg. Stride Length [m]	6.3	7.8	7.8	7.7	7.8	7.4								





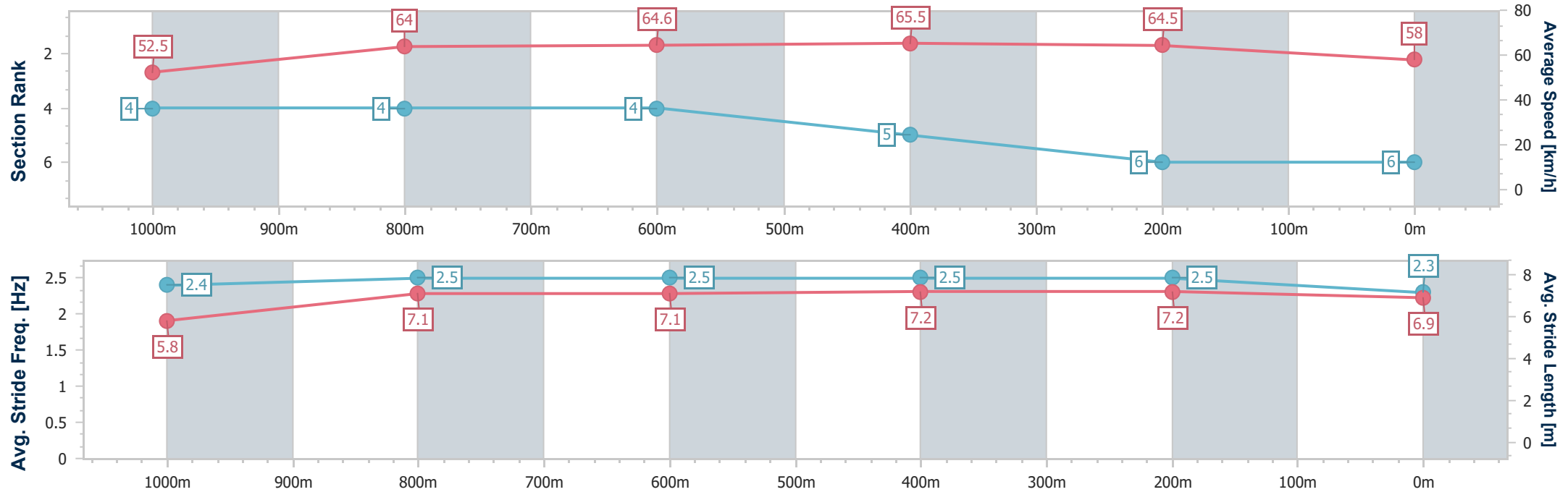
Horse/Jockey Name	Svindal
Final Rank	6
Fastest Section Time (Section)	0:11.01 (600m)
Top Speed [km/h] (Section)	66.2 (400m)
Race State	Finished



RockhamptonProfessional
Race 3: Secure last Caulfield Cup Tickets BENCHMARK 65
Handicap - 1200m
09 October 2025 - 14:47
Track Rating: Soft 5, Weather: Fine, Rail Position: 0.5 metres Entire Course.



Section	Overall	1000m	800m	600m	400m	200m								
Section Times	1:10.60 [6] (0:13.75)	0:56.85 [4] (0:11.10)	0:45.75 [4] (0:11.17)	0:34.58 [4] (0:11.01)	0:23.57 [5] (0:11.16)	0:12.41 [6] (0:12.41)								
Average Speed [km/h]	52.5	64.0	64.6	65.5	64.5	58.0								
Top Speed [km/h]	65.9	65.9	65.3	66.2	66.2	62.0								
Avg. Dist. to Rail [m]	2.5	1.6	0.9	1.9	1.7	1.5								
Avg. Stride Freq. [Hz]	2.4	2.5	2.5	2.5	2.5	2.3								
Avg. Stride Length [m]	5.8	7.1	7.1	7.2	7.2	6.9								





Rockhampton Professional

Race 4: Quest Apartments Rockhampton 0 - 55 Handicap - 1050m

09 October 2025 - 15:28



Track Rating: Soft 5, Weather: Fine, Rail Position: 0.5 metres Entire Course.

Section		Overall				1000m	800m	600m	400m	200m	Last 600m		
Field Times		0:59.88				0:55.11	0:44.21	0:33.33	0:22.57	0:11.67	0:33.33		
		(0:04.77)				(0:10.90)	(0:10.88)	(0:10.76)	(0:10.90)	(0:11.67)			
Rank	TAB	Horse/Jockey	Barrier	Top Speed [km/h]	Fastest Section						Margin	Distance Travelled [m]	
1	9	LOVE MY LOUIS	1	68.2	0:04.77	0:59.88 [1]	0:55.11 [1]	0:44.10 [2]	0:33.33 [1]	0:22.55 [2]	0:11.67 [1]	0:59.88	0:33.33
		Tom Orr		400m	Overall	(0:04.77)	(0:11.01)	(0:10.77)	(0:10.78)	(0:10.88)	(0:11.67)		
2	2	DISCOVERED GOLD	7	69.0	0:04.90	0:59.92 [2]	0:55.02 [3]	0:43.92 [3]	0:33.26 [3]	0:22.52 [3]	0:11.68 [2]	0.22L	0:33.26 +2
		Raul Silvera Olivera		800m	Overall	(0:04.90)	(0:11.10)	(0:10.66)	(0:10.74)	(0:10.84)	(0:11.68)		
3	10	AWESOME MISS	3	67.7	0:05.00	1:00.26 [3]	0:55.26 [7]	0:44.19 [4]	0:33.44 [4]	0:22.75 [4]	0:11.81 [4]	2.19L	0:33.44 +1
		Georgina Cartwright		600m	Overall	(0:05.00)	(0:11.07)	(0:10.75)	(0:10.69)	(0:10.94)	(0:11.81)		
4	5	RUBY SEVENS	8	68.5	0:04.79	1:00.57 [4]	0:55.78 [2]	0:44.90 [1]	0:34.00 [2]	0:23.26 [1]	0:12.23 [3]	4.01L	0:34.00 +1
		Nikki Olzard		600m	Overall	(0:04.79)	(0:10.88)	(0:10.90)	(0:10.74)	(0:11.03)	(0:12.23)		
5	3	TENNER	9	69.4	0:05.41	1:00.58 [5]	0:55.17 [8]	0:43.59 [8]	0:33.29 [8]	0:22.87 [5]	0:11.99 [5]	4.1L	0:33.29 +0
		Gabrielle Semmens		600m	Overall	(0:05.41)	(0:11.58)	(0:10.30)	(0:10.42)	(0:10.88)	(0:11.99)		
6	8	SUPER SLICK	5	67.9	0:04.99	1:00.94 [6]	0:55.95 [6]	0:44.78 [6]	0:33.95 [6]	0:23.09 [8]	0:12.03 [6]	6.22L	0:33.95 +0
		Warwick Satherley		600m	Overall	(0:04.99)	(0:11.17)	(0:10.83)	(0:10.86)	(0:11.06)	(0:12.03)		
7	7	BARRY'S GALAH	4	67.7	0:04.98	1:01.20 [7]	0:56.22 [5]	0:44.82 [7]	0:34.27 [5]	0:23.38 [6]	0:12.14 [8]	7.71L	0:34.27 -1
		Chris McIver		800m	Overall	(0:04.98)	(0:11.40)	(0:10.55)	(0:10.89)	(0:11.24)	(0:12.14)		
8	4	KICK AND WIN	6	68.8	0:04.90	1:01.22 [8]	0:56.32 [4]	0:45.11 [5]	0:34.16 [7]	0:23.40 [7]	0:12.30 [7]	7.88L	0:34.16 +1
		Les Tilley		600m	Overall	(0:04.90)	(0:11.21)	(0:10.95)	(0:10.76)	(0:11.10)	(0:12.30)		

Scratched: Araceli (#6), Bull Dimple Rum (#11), Outta Control (#1)



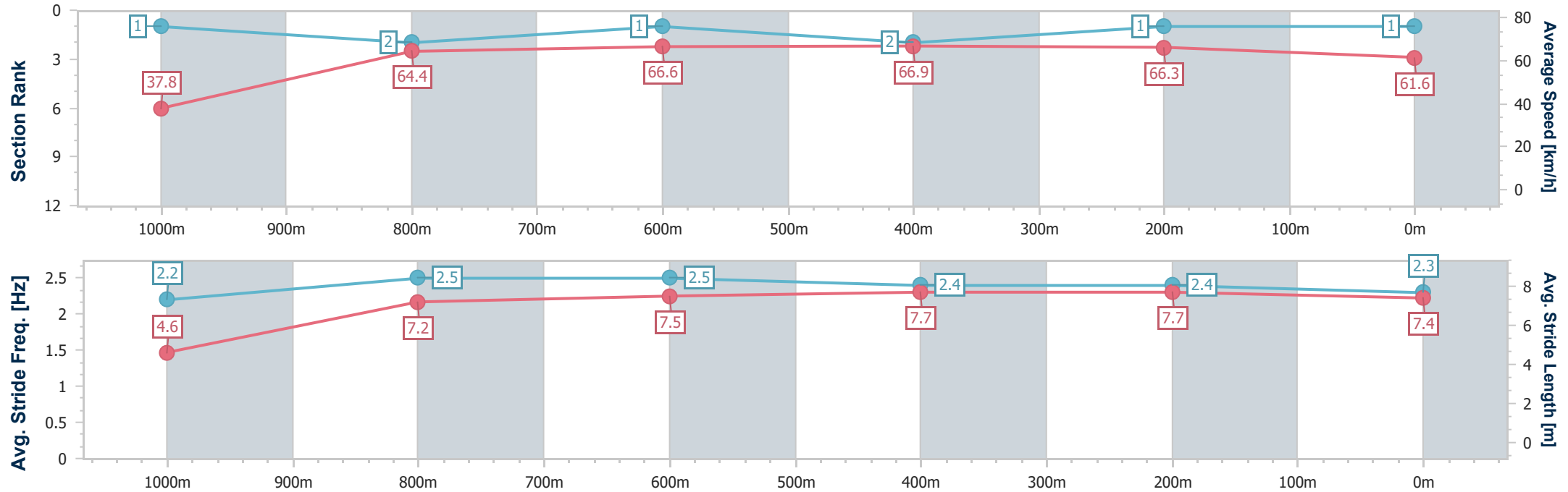
Horse/Jockey Name	Love My Louis
Final Rank	1
Fastest Section Time (Section)	0:04.77 (Overall)
Top Speed [km/h] (Section)	68.2 (400m)
Race State	Finished



RockhamptonProfessional
Race 4: Quest Apartments Rockhampton 0 - 55 Handicap - 1050m
09 October 2025 - 15:28
Track Rating: Soft 5, Weather: Fine, Rail Position: 0.5 metres Entire Course.



Section	Overall	1000m	800m	600m	400m	200m								
Section Times	0:59.88 [1] (0:04.77)	0:55.11 [1] (0:11.01)	0:44.10 [2] (0:10.77)	0:33.33 [1] (0:10.78)	0:22.55 [2] (0:10.88)	0:11.67 [1] (0:11.67)								
Average Speed [km/h]	37.8	64.4	66.6	66.9	66.3	61.6								
Top Speed [km/h]	55.9	67.1	67.5	67.9	68.2	64.8								
Avg. Dist. to Rail [m]	2.8	3.0	0.2	0.4	0.2	0.4								
Avg. Stride Freq. [Hz]	2.2	2.5	2.5	2.4	2.4	2.3								
Avg. Stride Length [m]	4.6	7.2	7.5	7.7	7.7	7.4								





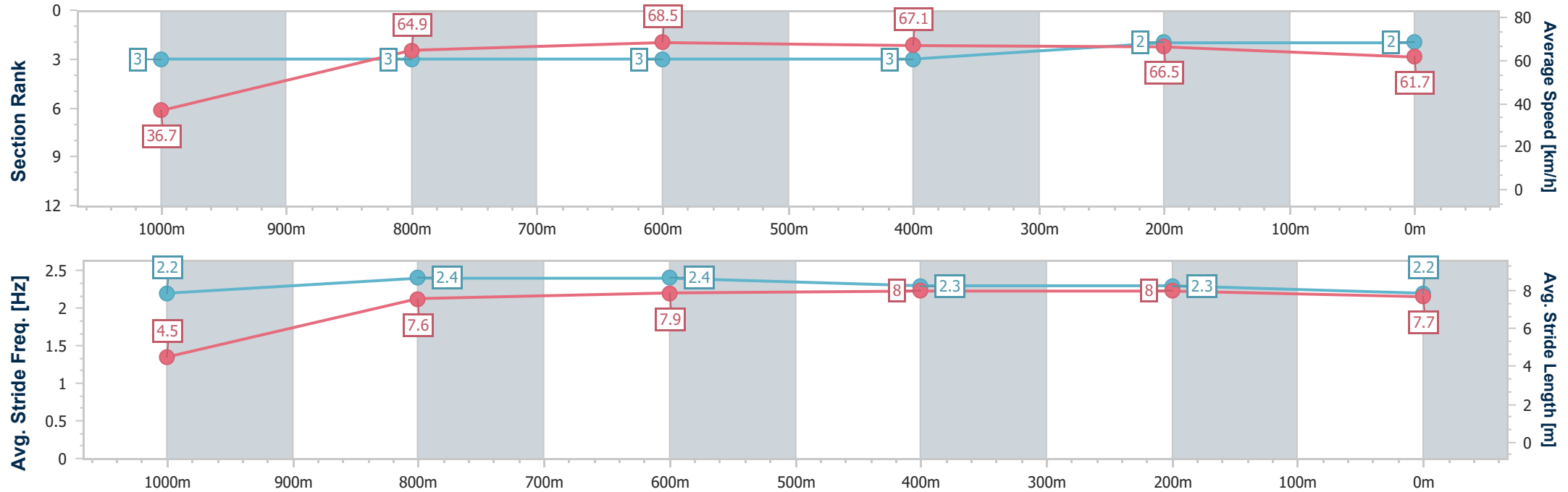
Horse/Jockey Name	Discovered Gold
Final Rank	2
Fastest Section Time (Section)	0:04.90 (Overall)
Top Speed [km/h] (Section)	69.0 (800m)
Race State	Finished



RockhamptonProfessional
Race 4: Quest Apartments Rockhampton 0 - 55 Handicap - 1050m
09 October 2025 - 15:28
Track Rating: Soft 5, Weather: Fine, Rail Position: 0.5 metres Entire Course.



Section	Overall	1000m	800m	600m	400m	200m								
Section Times	0:59.92 [2] (0:04.90)	0:55.02 [3] (0:11.10)	0:43.92 [3] (0:10.66)	0:33.26 [3] (0:10.74)	0:22.52 [3] (0:10.84)	0:11.68 [2] (0:11.68)								
Average Speed [km/h]	36.7	64.9	68.5	67.1	66.5	61.7								
Top Speed [km/h]	57.2	68.2	69.0	67.6	67.5	64.8								
Avg. Dist. to Rail [m]	8.5	1.0	1.6	2.3	2.6	4.0								
Avg. Stride Freq. [Hz]	2.2	2.4	2.4	2.3	2.3	2.2								
Avg. Stride Length [m]	4.5	7.6	7.9	8.0	8.0	7.7								





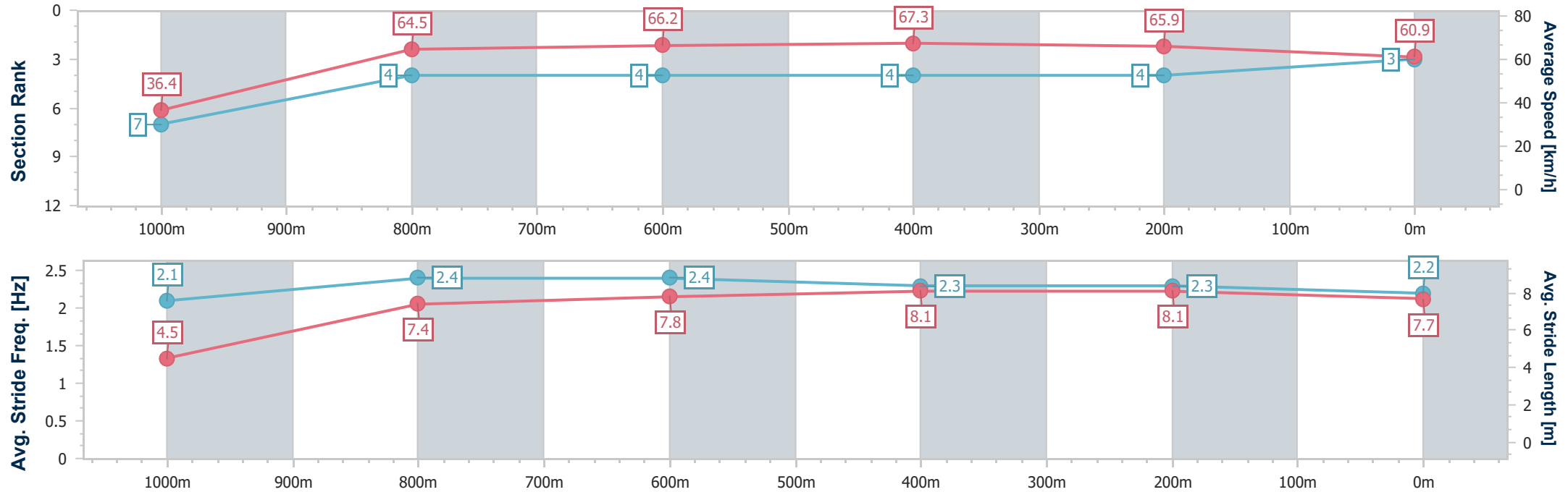
Horse/Jockey Name	Awesome Miss
Final Rank	3
Fastest Section Time (Section)	0:05.00 (Overall)
Top Speed [km/h] (Section)	67.7 (600m)
Race State	Finished



RockhamptonProfessional
Race 4: Quest Apartments Rockhampton 0 - 55 Handicap - 1050m
09 October 2025 - 15:28
Track Rating: Soft 5, Weather: Fine, Rail Position: 0.5 metres Entire Course.



Section	Overall	1000m	800m	600m	400m	200m							
Section Times	1:00.26 [3] (0:05.00)	0:55.26 [7] (0:11.07)	0:44.19 [4] (0:10.75)	0:33.44 [4] (0:10.69)	0:22.75 [4] (0:10.94)	0:11.81 [4] (0:11.81)							
Average Speed [km/h]	36.4	64.5	66.2	67.3	65.9	60.9							
Top Speed [km/h]	57.9	66.7	67.4	67.7	67.4	63.9							
Avg. Dist. to Rail [m]	4.7	1.7	1.0	0.5	0.5	0.8							
Avg. Stride Freq. [Hz]	2.1	2.4	2.4	2.3	2.3	2.2							
Avg. Stride Length [m]	4.5	7.4	7.8	8.1	8.1	7.7							





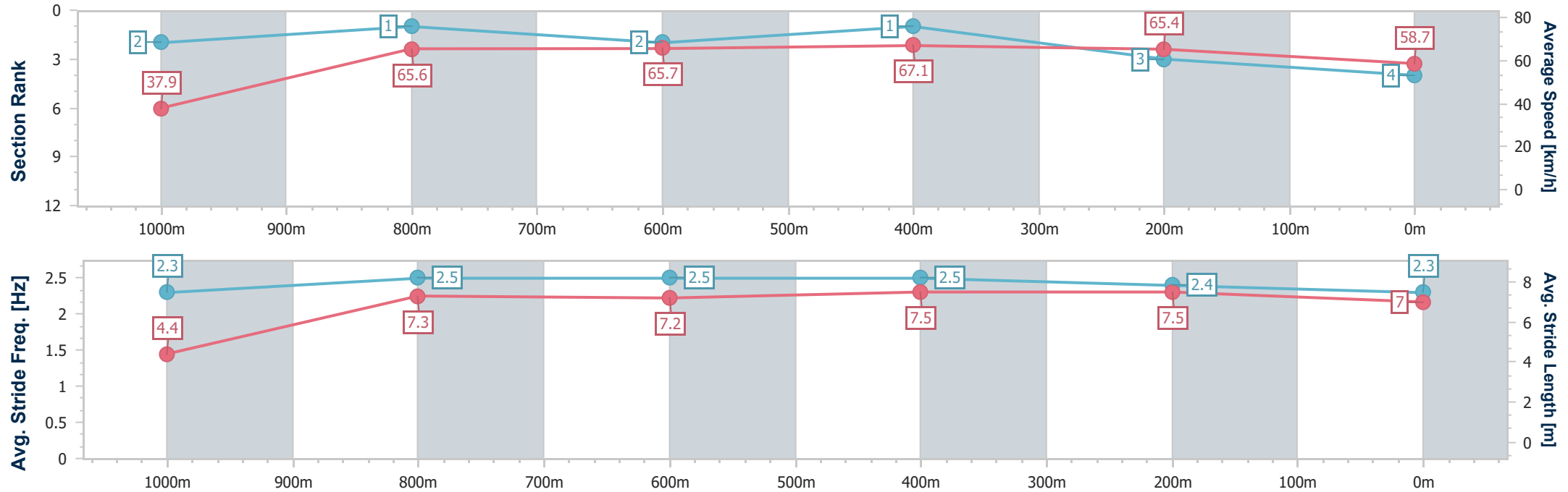
Horse/Jockey Name	Ruby Sevens
Final Rank	4
Fastest Section Time (Section)	0:04.79 (Overall)
Top Speed [km/h] (Section)	68.5 (600m)
Race State	Finished



RockhamptonProfessional
Race 4: Quest Apartments Rockhampton 0 - 55 Handicap - 1050m
09 October 2025 - 15:28
Track Rating: Soft 5, Weather: Fine, Rail Position: 0.5 metres Entire Course.



Section	Overall	1000m	800m	600m	400m	200m								
Section Times	1:00.57 [4] (0:04.79)	0:55.78 [2] (0:10.88)	0:44.90 [1] (0:10.90)	0:34.00 [2] (0:10.74)	0:23.26 [1] (0:11.03)	0:12.23 [3] (0:12.23)								
Average Speed [km/h]	37.9	65.6	65.7	67.1	65.4	58.7								
Top Speed [km/h]	58.7	68.1	67.4	68.5	67.8	62.6								
Avg. Dist. to Rail [m]	9.9	2.1	0.6	0.6	0.9	2.2								
Avg. Stride Freq. [Hz]	2.3	2.5	2.5	2.5	2.4	2.3								
Avg. Stride Length [m]	4.4	7.3	7.2	7.5	7.5	7.0								





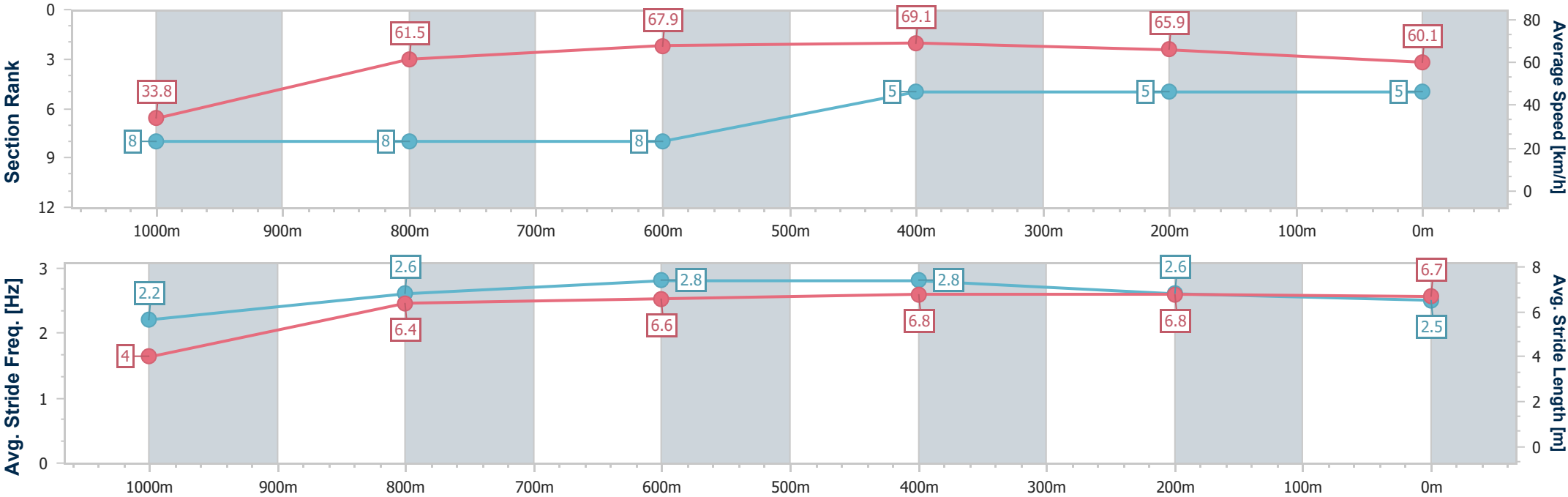
Horse/Jockey Name	Tenner
Final Rank	5
Fastest Section Time (Section)	0:05.41 (Overall)
Top Speed [km/h] (Section)	69.4 (600m)
Race State	Finished



RockhamptonProfessional
Race 4: Quest Apartments Rockhampton 0 - 55 Handicap - 1050m
09 October 2025 - 15:28
Track Rating: Soft 5, Weather: Fine, Rail Position: 0.5 metres Entire Course.



Section	Overall	1000m	800m	600m	400m	200m								
Section Times	1:00.58 [5] (0:05.41)	0:55.17 [8] (0:11.58)	0:43.59 [8] (0:10.30)	0:33.29 [8] (0:10.42)	0:22.87 [5] (0:10.88)	0:11.99 [5] (0:11.99)								
Average Speed [km/h]	33.8	61.5	67.9	69.1	65.9	60.1								
Top Speed [km/h]	52.4	66.0	68.6	69.4	69.0	63.5								
Avg. Dist. to Rail [m]	11.1	2.5	3.3	0.7	1.9	4.1								
Avg. Stride Freq. [Hz]	2.2	2.6	2.8	2.8	2.6	2.5								
Avg. Stride Length [m]	4.0	6.4	6.6	6.8	6.8	6.7								





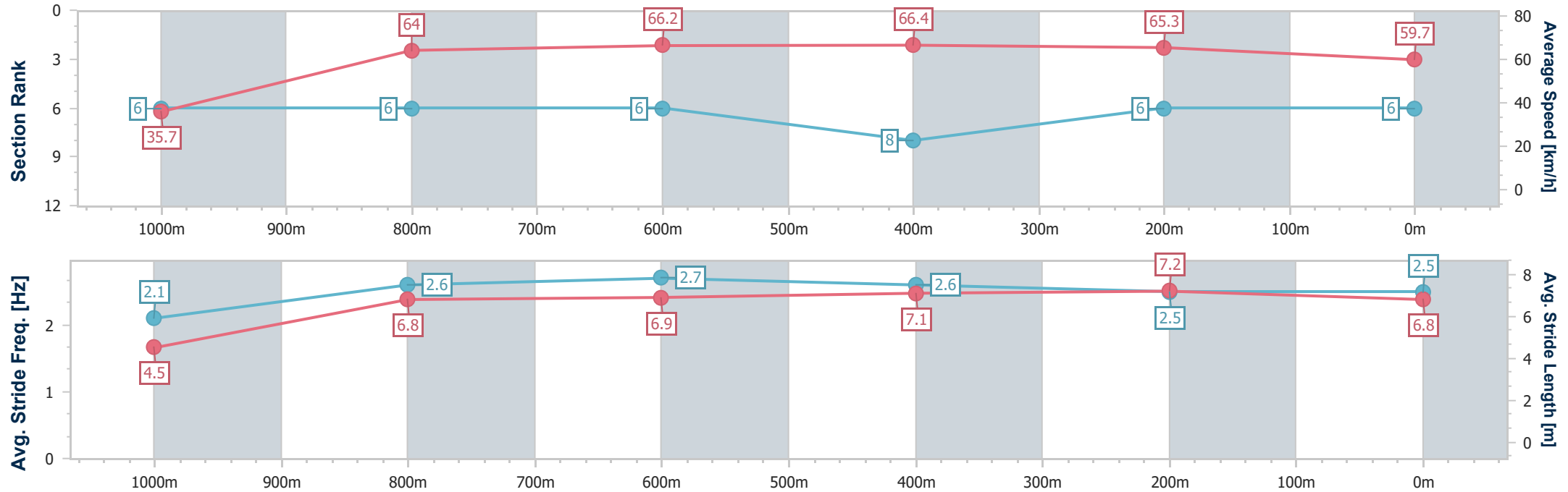
Horse/Jockey Name	Super Slick
Final Rank	6
Fastest Section Time (Section)	0:04.99 (Overall)
Top Speed [km/h] (Section)	67.9 (600m)
Race State	Finished



RockhamptonProfessional
Race 4: Quest Apartments Rockhampton 0 - 55 Handicap - 1050m
09 October 2025 - 15:28
Track Rating: Soft 5, Weather: Fine, Rail Position: 0.5 metres Entire Course.



Section	Overall	1000m	800m	600m	400m	200m								
Section Times	1:00.94 [6] (0:04.99)	0:55.95 [6] (0:11.17)	0:44.78 [6] (0:10.83)	0:33.95 [6] (0:10.86)	0:23.09 [8] (0:11.06)	0:12.03 [6] (0:12.03)								
Average Speed [km/h]	35.7	64.0	66.2	66.4	65.3	59.7								
Top Speed [km/h]	58.0	67.4	67.7	67.9	67.0	63.1								
Avg. Dist. to Rail [m]	5.2	1.8	0.9	1.6	1.6	2.6								
Avg. Stride Freq. [Hz]	2.1	2.6	2.7	2.6	2.5	2.5								
Avg. Stride Length [m]	4.5	6.8	6.9	7.1	7.2	6.8								





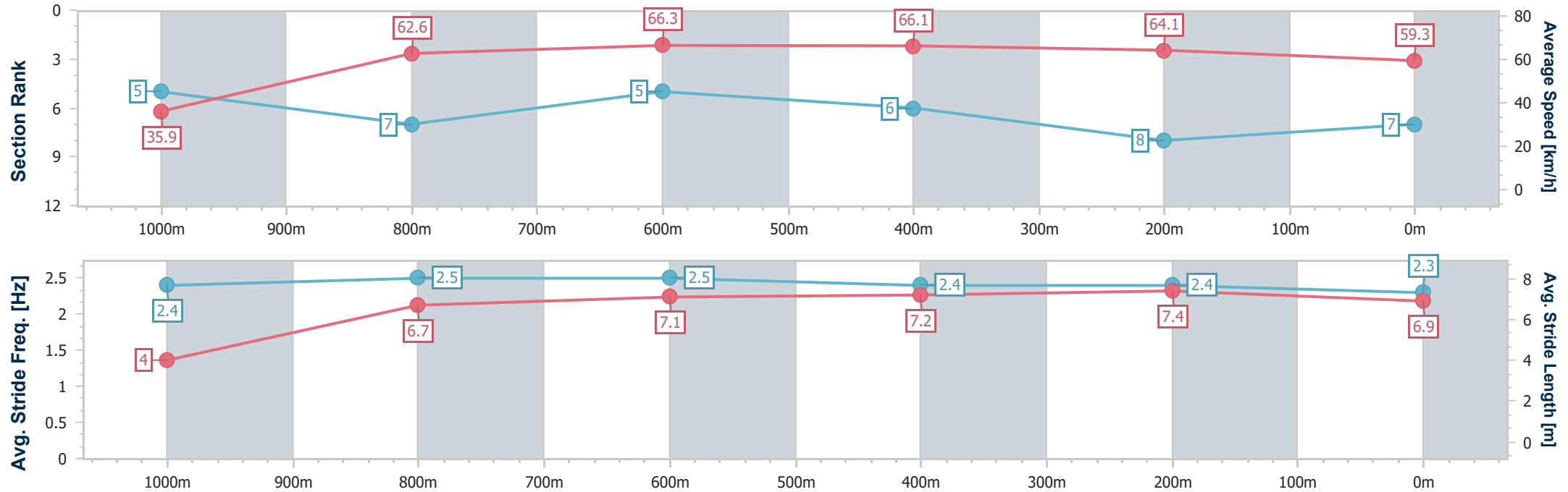
Horse/Jockey Name	Barry's Galah
Final Rank	7
Fastest Section Time (Section)	0:04.98 (Overall)
Top Speed [km/h] (Section)	67.7 (800m)
Race State	Finished



RockhamptonProfessional
Race 4: Quest Apartments Rockhampton 0 - 55 Handicap - 1050m
09 October 2025 - 15:28
Track Rating: Soft 5, Weather: Fine, Rail Position: 0.5 metres Entire Course.



Section	Overall	1000m	800m	600m	400m	200m								
Section Times	1:01.20 [7] (0:04.98)	0:56.22 [5] (0:11.40)	0:44.82 [7] (0:10.55)	0:34.27 [5] (0:10.89)	0:23.38 [6] (0:11.24)	0:12.14 [8] (0:12.14)								
Average Speed [km/h]	35.9	62.6	66.3	66.1	64.1	59.3								
Top Speed [km/h]	56.9	65.6	67.7	66.2	65.6	62.8								
Avg. Dist. to Rail [m]	5.4	1.4	3.3	1.7	0.8	0.5								
Avg. Stride Freq. [Hz]	2.4	2.5	2.5	2.4	2.4	2.3								
Avg. Stride Length [m]	4.0	6.7	7.1	7.2	7.4	6.9								





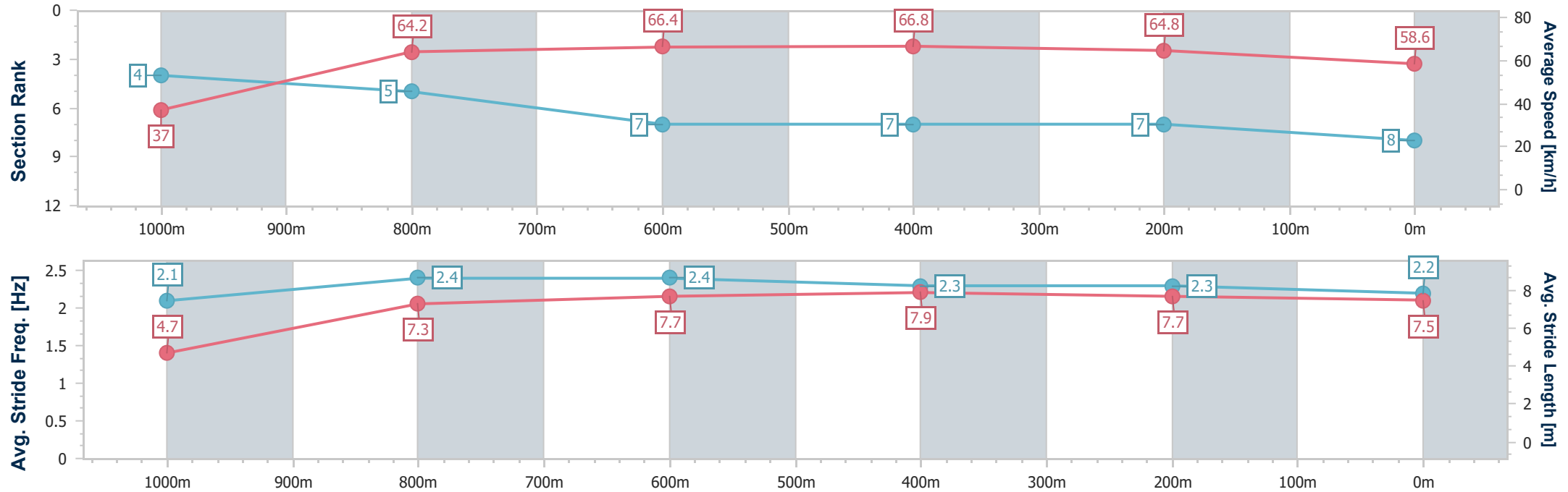
Horse/Jockey Name	Kick And Win
Final Rank	8
Fastest Section Time (Section)	0:04.90 (Overall)
Top Speed [km/h] (Section)	68.8 (600m)
Race State	Finished



RockhamptonProfessional
Race 4: Quest Apartments Rockhampton 0 - 55 Handicap - 1050m
09 October 2025 - 15:28
Track Rating: Soft 5, Weather: Fine, Rail Position: 0.5 metres Entire Course.



Section	Overall	1000m	800m	600m	400m	200m								
Section Times	1:01.22 [8] (0:04.90)	0:56.32 [4] (0:11.21)	0:45.11 [5] (0:10.95)	0:34.16 [7] (0:10.76)	0:23.40 [7] (0:11.10)	0:12.30 [7] (0:12.30)								
Average Speed [km/h]	37.0	64.2	66.4	66.8	64.8	58.6								
Top Speed [km/h]	57.1	66.1	67.3	68.8	67.1	62.6								
Avg. Dist. to Rail [m]	7.8	0.8	0.9	2.0	3.6	4.9								
Avg. Stride Freq. [Hz]	2.1	2.4	2.4	2.3	2.3	2.2								
Avg. Stride Length [m]	4.7	7.3	7.7	7.9	7.7	7.5								





Rockhampton Professional
Race 5: RTCQ Office Technology Maiden Plate - 1100m
09 October 2025 - 16:04



Track Rating: Soft 5, Weather: Fine, Rail Position: 0.5 metres Entire Course.

Section		Overall				1000m	800m	600m	400m	200m	Last 600m		
Field Times		1:03.39 (0:07.64)				0:55.75 (0:10.87)	0:44.88 (0:10.85)	0:34.03 (0:10.95)	0:23.08 (0:11.27)	0:11.81 (0:11.81)	0:34.03		
Rank	TAB	Horse/Jockey	Barrier	Top Speed [km/h]	Fastest Section						Margin	Distance Travelled [m]	
1	1	BOOM CRUSHER	4	69.4	0:08.07	1:03.39 [1]	0:55.32 [5]	0:44.50 [4]	0:33.53 [4]	0:22.86 [3]	0:11.81 [1]	1:03.39	0:33.53
		Sean Cormack		600m	Overall	(0:08.07)	(0:10.82)	(0:10.97)	(0:10.67)	(0:11.05)	(0:11.81)		
2	8	THREE TEES	6	68.8	0:08.06	1:03.40 [2]	0:55.34 [4]	0:44.24 [5]	0:33.34 [5]	0:22.67 [5]	0:11.74 [2]	0.01L	0:33.34 -1
		Nikki Olzard		600m	Overall	(0:08.06)	(0:11.10)	(0:10.90)	(0:10.67)	(0:10.93)	(0:11.74)		
3	6	RUM RUNNER	8	68.8	0:08.17	1:03.91 [3]	0:55.74 [7]	0:44.49 [6]	0:33.51 [6]	0:22.85 [6]	0:11.81 [6]	3.03L	0:33.51 -2
		Georgina Cartwright		600m	Overall	(0:08.17)	(0:11.25)	(0:10.98)	(0:10.66)	(0:11.04)	(0:11.81)		
4	7	THE PUBLICAN	9	67.4	0:08.09	1:04.07 [4]	0:55.98 [6]	0:44.58 [7]	0:33.47 [7]	0:22.66 [7]	0:11.63 [7]	4L	0:33.47 +0
		Tom Orr		600m	Overall	(0:08.09)	(0:11.40)	(0:11.11)	(0:10.81)	(0:11.03)	(0:11.63)		
5	9	LUSTROUS SINS	1	67.6	0:08.01	1:04.31 [5]	0:56.30 [3]	0:45.48 [3]	0:34.57 [3]	0:23.76 [4]	0:12.39 [5]	5.37L	0:34.57 -1
		Chris McIver		600m	Overall	(0:08.01)	(0:10.82)	(0:10.91)	(0:10.81)	(0:11.37)	(0:12.39)		
6	10	PITLECO LASS	5	66.5	0:08.39	1:04.73 [6]	0:56.34 [8]	0:44.99 [8]	0:33.90 [8]	0:22.96 [8]	0:11.94 [8]	7.86L	0:33.90 -1
		Raul Silvera Olivera		600m	Overall	(0:08.39)	(0:11.35)	(0:11.09)	(0:10.94)	(0:11.02)	(0:11.94)		
7	4	MOSCOW CITY	3	66.8	0:07.64	1:04.83 [7]	0:57.19 [1]	0:46.32 [1]	0:35.43 [2]	0:24.49 [2]	0:12.97 [3]	8.47L	0:35.43 +0
		Les Tilley		1000m	Overall	(0:07.64)	(0:10.87)	(0:10.89)	(0:10.94)	(0:11.52)	(0:12.97)		
8	5	OFFICE POLITICS	7	68.7	0:07.82	1:04.84 [8]	0:57.02 [2]	0:46.26 [2]	0:35.48 [1]	0:24.53 [1]	0:12.94 [4]	8.49L	0:35.48 -1
		Tasha Chambers		800m	Overall	(0:07.82)	(0:10.76)	(0:10.78)	(0:10.95)	(0:11.59)	(0:12.94)		
9	2	GREEN CHAI	2	65.9	0:08.45	1:05.43 [9]	0:56.98 [9]	0:45.55 [9]	0:34.39 [9]	0:23.29 [9]	0:12.03 [9]	11.95L	0:34.39 -1
		Gabrielle Semmens		600m	Overall	(0:08.45)	(0:11.43)	(0:11.16)	(0:11.10)	(0:11.26)	(0:12.03)		

Scratched: Intrepid Lad (#3)



Horse/Jockey Name	Boom Crusher
Final Rank	1
Fastest Section Time (Section)	0:08.07 (Overall)
Top Speed [km/h] (Section)	69.4 (600m)
Race State	Finished

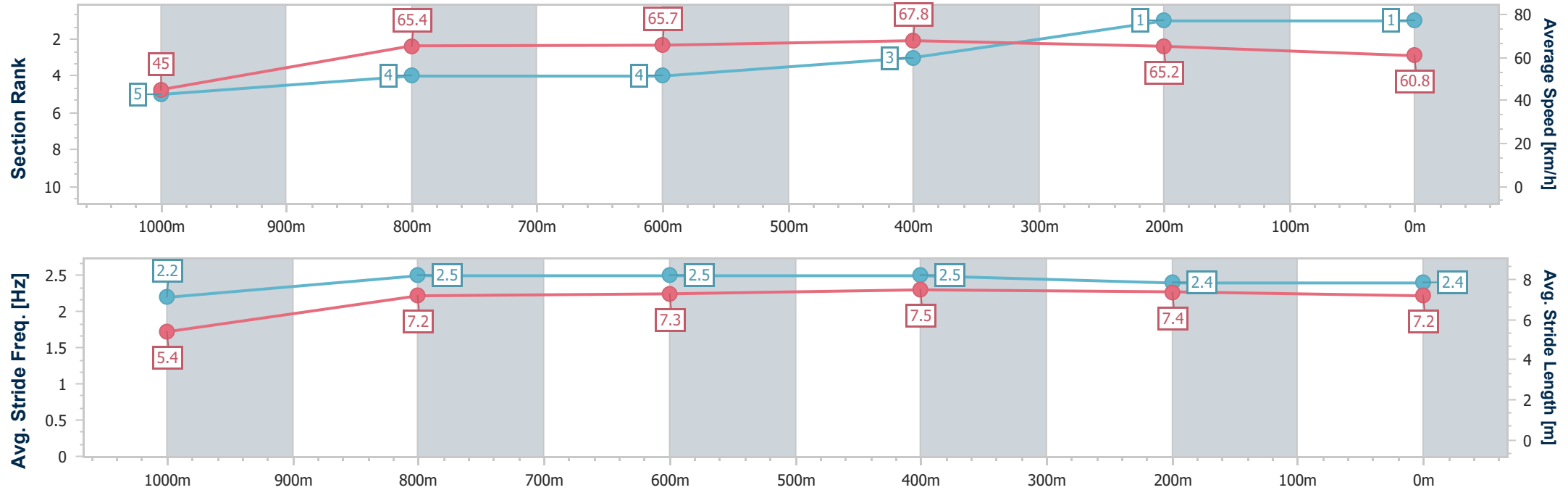


RockhamptonProfessional
Race 5: RTCQ Office Technology Maiden Plate - 1100m

09 October 2025 - 16:04
Track Rating: Soft 5, Weather: Fine, Rail Position: 0.5 metres Entire Course.



Section	Overall	1000m	800m	600m	400m	200m								
Section Times	1:03.39 [1] (0:08.07)	0:55.32 [5] (0:10.82)	0:44.50 [4] (0:10.97)	0:33.53 [4] (0:10.67)	0:22.86 [3] (0:11.05)	0:11.81 [1] (0:11.81)								
Average Speed [km/h]	45.0	65.4	65.7	67.8	65.2	60.8								
Top Speed [km/h]	63.4	66.1	67.3	69.4	67.3	63.8								
Avg. Dist. to Rail [m]	2.6	2.9	1.4	2.0	3.8	4.6								
Avg. Stride Freq. [Hz]	2.2	2.5	2.5	2.5	2.4	2.4								
Avg. Stride Length [m]	5.4	7.2	7.3	7.5	7.4	7.2								



[] Ranking at each section and finish
- - - - - No data available at this section
NA No data available



Horse/Jockey Name	Three Tees
Final Rank	2
Fastest Section Time (Section)	0:08.06 (Overall)
Top Speed [km/h] (Section)	68.8 (600m)
Race State	Finished

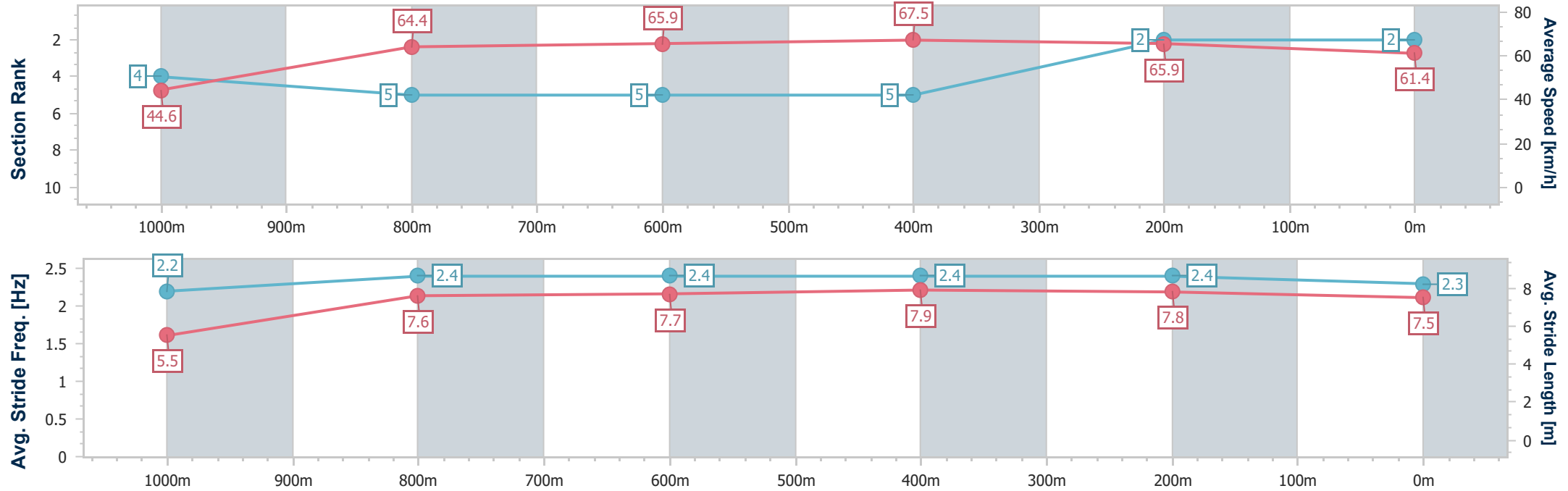


RockhamptonProfessional
Race 5: RTCQ Office Technology Maiden Plate - 1100m

09 October 2025 - 16:04
Track Rating: Soft 5, Weather: Fine, Rail Position: 0.5 metres Entire Course.



Section	Overall	1000m	800m	600m	400m	200m								
Section Times	1:03.40 [2] (0:08.06)	0:55.34 [4] (0:11.10)	0:44.24 [5] (0:10.90)	0:33.34 [5] (0:10.67)	0:22.67 [5] (0:10.93)	0:11.74 [2] (0:11.74)								
Average Speed [km/h]	44.6	64.4	65.9	67.5	65.9	61.4								
Top Speed [km/h]	62.7	65.2	67.2	68.8	67.5	64.6								
Avg. Dist. to Rail [m]	4.5	1.3	0.7	1.6	4.1	5.5								
Avg. Stride Freq. [Hz]	2.2	2.4	2.4	2.4	2.4	2.3								
Avg. Stride Length [m]	5.5	7.6	7.7	7.9	7.8	7.5								



[] Ranking at each section and finish
- - - - No data available at this section
NA No data available



Horse/Jockey Name	Rum Runner
Final Rank	3
Fastest Section Time (Section)	0:08.17 (Overall)
Top Speed [km/h] (Section)	68.8 (600m)
Race State	Finished

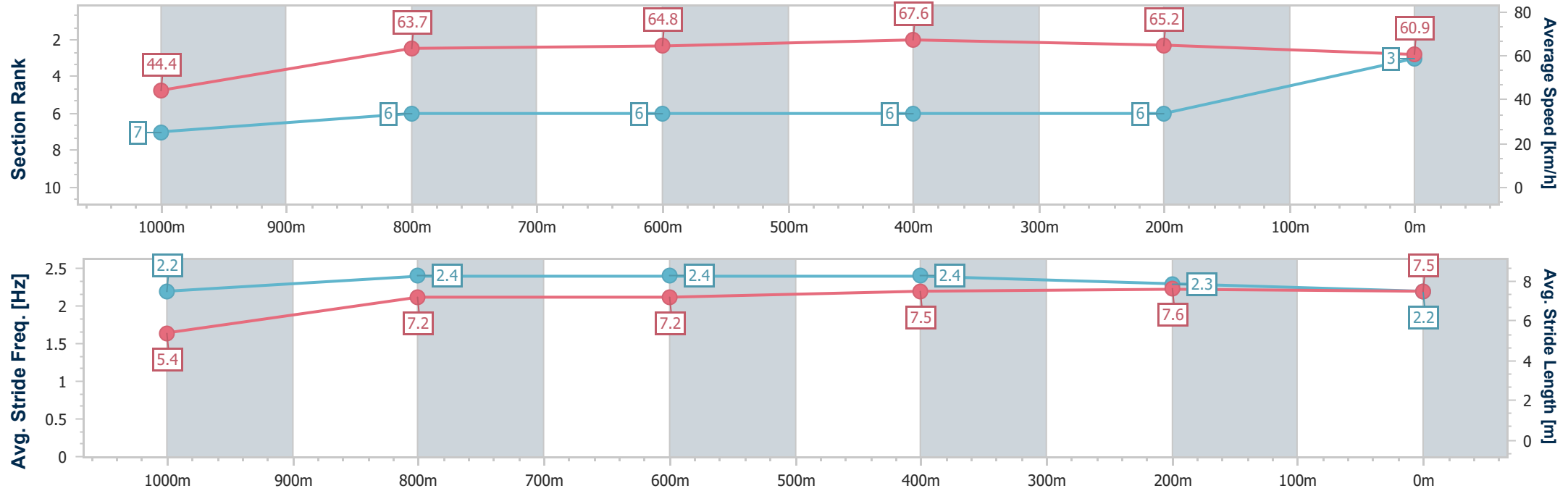


RockhamptonProfessional
Race 5: RTCQ Office Technology Maiden Plate - 1100m

09 October 2025 - 16:04
Track Rating: Soft 5, Weather: Fine, Rail Position: 0.5 metres Entire Course.



Section	Overall	1000m	800m	600m	400m	200m								
Section Times	1:03.91 [3] (0:08.17)	0:55.74 [7] (0:11.25)	0:44.49 [6] (0:10.98)	0:33.51 [6] (0:10.66)	0:22.85 [6] (0:11.04)	0:11.81 [6] (0:11.81)								
Average Speed [km/h]	44.4	63.7	64.8	67.6	65.2	60.9								
Top Speed [km/h]	61.6	65.6	65.5	68.8	68.1	62.5								
Avg. Dist. to Rail [m]	6.9	1.0	1.1	1.0	0.9	2.2								
Avg. Stride Freq. [Hz]	2.2	2.4	2.4	2.4	2.3	2.2								
Avg. Stride Length [m]	5.4	7.2	7.2	7.5	7.6	7.5								



[] Ranking at each section and finish
- - - - No data available at this section
NA No data available



Horse/Jockey Name	The Publican
Final Rank	4
Fastest Section Time (Section)	0:08.09 (Overall)
Top Speed [km/h] (Section)	67.4 (600m)
Race State	Finished

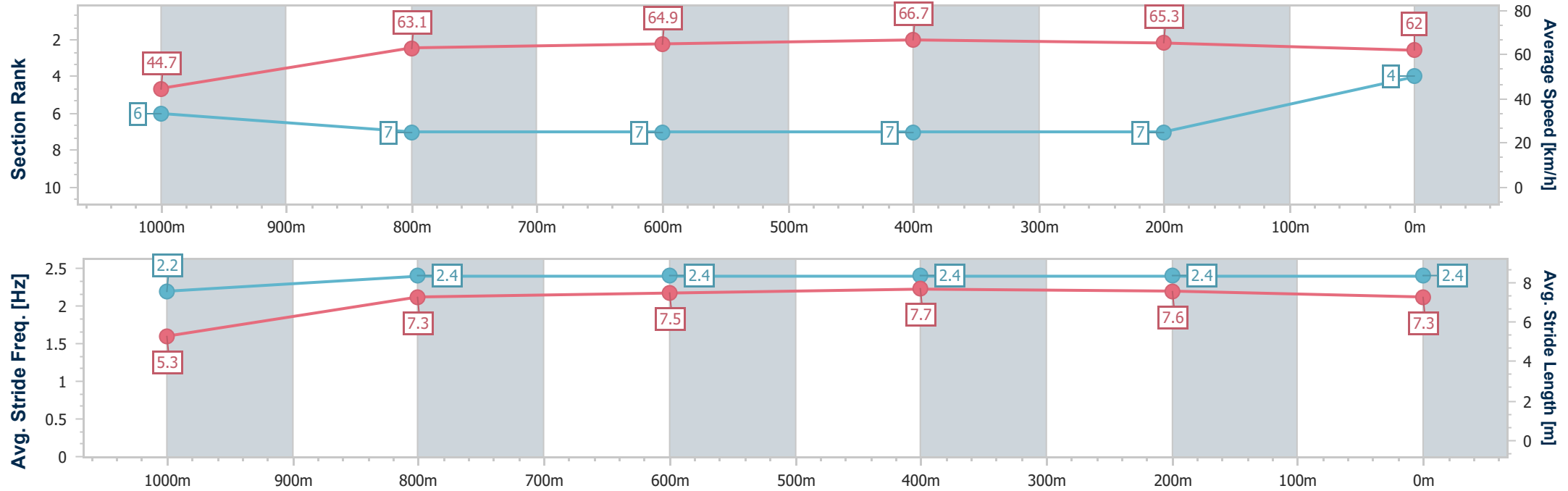


RockhamptonProfessional
Race 5: RTCQ Office Technology Maiden Plate - 1100m

09 October 2025 - 16:04
Track Rating: Soft 5, Weather: Fine, Rail Position: 0.5 metres Entire Course.



Section	Overall	1000m	800m	600m	400m	200m								
Section Times	1:04.07 [4] (0:08.09)	0:55.98 [6] (0:11.40)	0:44.58 [7] (0:11.11)	0:33.47 [7] (0:10.81)	0:22.66 [7] (0:11.03)	0:11.63 [7] (0:11.63)								
Average Speed [km/h]	44.7	63.1	64.9	66.7	65.3	62.0								
Top Speed [km/h]	61.8	64.6	66.7	67.4	66.6	63.9								
Avg. Dist. to Rail [m]	9.0	0.6	0.9	2.3	3.8	6.8								
Avg. Stride Freq. [Hz]	2.2	2.4	2.4	2.4	2.4	2.4								
Avg. Stride Length [m]	5.3	7.3	7.5	7.7	7.6	7.3								



[] Ranking at each section and finish
- - - - No data available at this section
NA No data available



Horse/Jockey Name	Lustrous Sins
Final Rank	5
Fastest Section Time (Section)	0:08.01 (Overall)
Top Speed [km/h] (Section)	67.6 (600m)
Race State	Finished

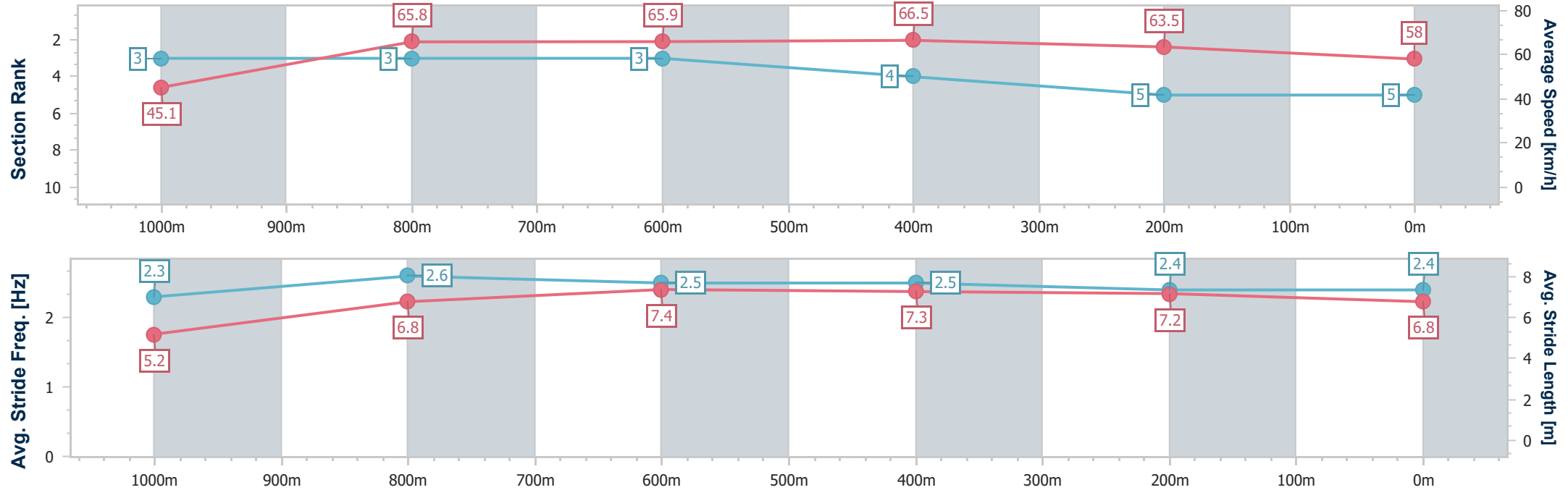


RockhamptonProfessional
Race 5: RTCQ Office Technology Maiden Plate - 1100m

09 October 2025 - 16:04
Track Rating: Soft 5, Weather: Fine, Rail Position: 0.5 metres Entire Course.



Section	Overall	1000m	800m	600m	400m	200m								
Section Times	1:04.31 [5] (0:08.01)	0:56.30 [3] (0:10.82)	0:45.48 [3] (0:10.91)	0:34.57 [3] (0:10.81)	0:23.76 [4] (0:11.37)	0:12.39 [5] (0:12.39)								
Average Speed [km/h]	45.1	65.8	65.9	66.5	63.5	58.0								
Top Speed [km/h]	64.9	66.6	66.5	67.6	66.4	61.3								
Avg. Dist. to Rail [m]	1.7	2.3	0.5	0.6	1.0	0.9								
Avg. Stride Freq. [Hz]	2.3	2.6	2.5	2.5	2.4	2.4								
Avg. Stride Length [m]	5.2	6.8	7.4	7.3	7.2	6.8								



[] Ranking at each section and finish
-.-.- No data available at this section
NA No data available



Horse/Jockey Name	Pitleco Lass
Final Rank	6
Fastest Section Time (Section)	0:08.39 (Overall)
Top Speed [km/h] (Section)	66.5 (600m)
Race State	Finished

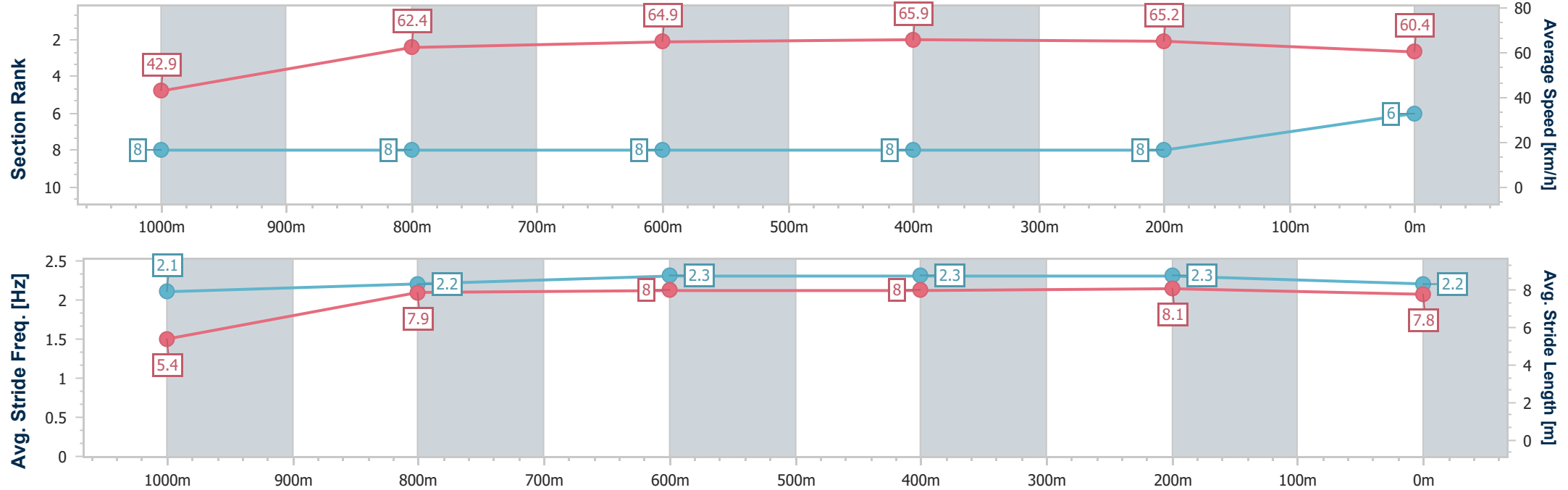


RockhamptonProfessional
Race 5: RTCQ Office Technology Maiden Plate - 1100m

09 October 2025 - 16:04
Track Rating: Soft 5, Weather: Fine, Rail Position: 0.5 metres Entire Course.



Section	Overall	1000m	800m	600m	400m	200m								
Section Times	1:04.73 [6] (0:08.39)	0:56.34 [8] (0:11.35)	0:44.99 [8] (0:11.09)	0:33.90 [8] (0:10.94)	0:22.96 [8] (0:11.02)	0:11.94 [8] (0:11.94)								
Average Speed [km/h]	42.9	62.4	64.9	65.9	65.2	60.4								
Top Speed [km/h]	62.5	64.5	65.2	66.5	66.5	63.6								
Avg. Dist. to Rail [m]	3.1	3.0	1.3	2.6	5.1	7.3								
Avg. Stride Freq. [Hz]	2.1	2.2	2.3	2.3	2.3	2.2								
Avg. Stride Length [m]	5.4	7.9	8.0	8.0	8.1	7.8								



[] Ranking at each section and finish
- - - - - No data available at this section
NA No data available



Horse/Jockey Name	Moscow City
Final Rank	7
Fastest Section Time (Section)	0:07.64 (Overall)
Top Speed [km/h] (Section)	66.8 (1000m)
Race State	Finished

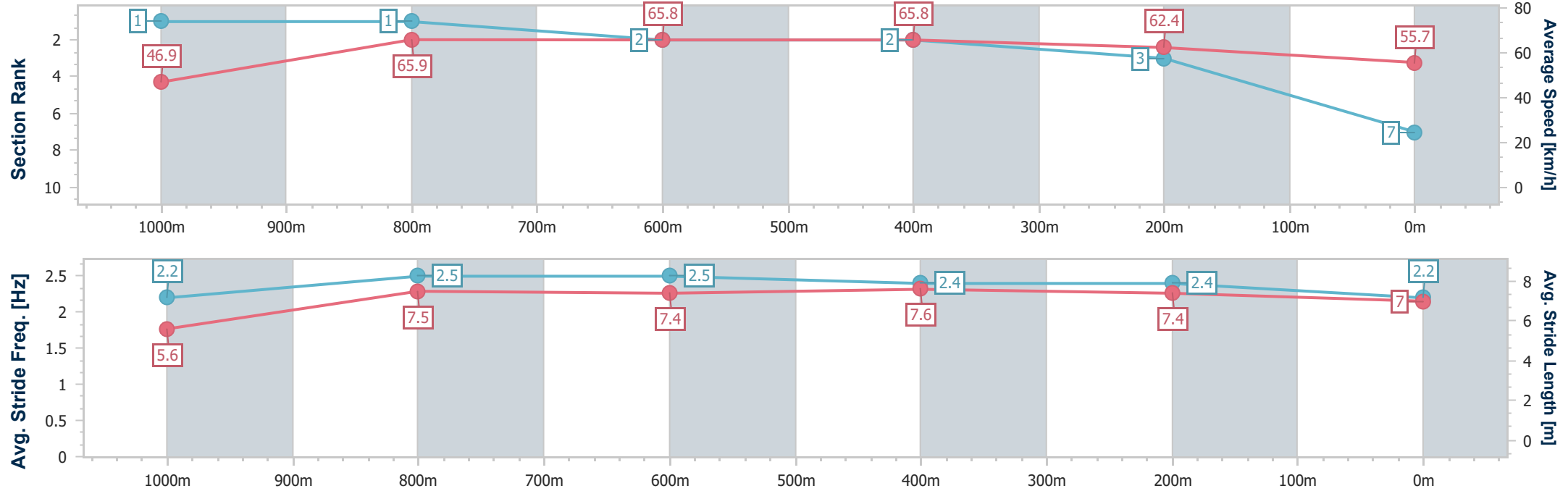


RockhamptonProfessional
Race 5: RTCQ Office Technology Maiden Plate - 1100m

09 October 2025 - 16:04
Track Rating: Soft 5, Weather: Fine, Rail Position: 0.5 metres Entire Course.



Section	Overall	1000m	800m	600m	400m	200m								
Section Times	1:04.83 [7] (0:07.64)	0:57.19 [1] (0:10.87)	0:46.32 [1] (0:10.89)	0:35.43 [2] (0:10.94)	0:24.49 [2] (0:11.52)	0:12.97 [3] (0:12.97)								
Average Speed [km/h]	46.9	65.9	65.8	65.8	62.4	55.7								
Top Speed [km/h]	63.0	66.8	66.7	66.5	65.1	60.1								
Avg. Dist. to Rail [m]	2.2	1.9	0.6	0.7	0.8	2.2								
Avg. Stride Freq. [Hz]	2.2	2.5	2.5	2.4	2.4	2.2								
Avg. Stride Length [m]	5.6	7.5	7.4	7.6	7.4	7.0								



[] Ranking at each section and finish
- - - - No data available at this section
NA No data available



Horse/Jockey Name	Office Politics
Final Rank	8
Fastest Section Time (Section)	0:07.82 (Overall)
Top Speed [km/h] (Section)	68.7 (800m)
Race State	Finished

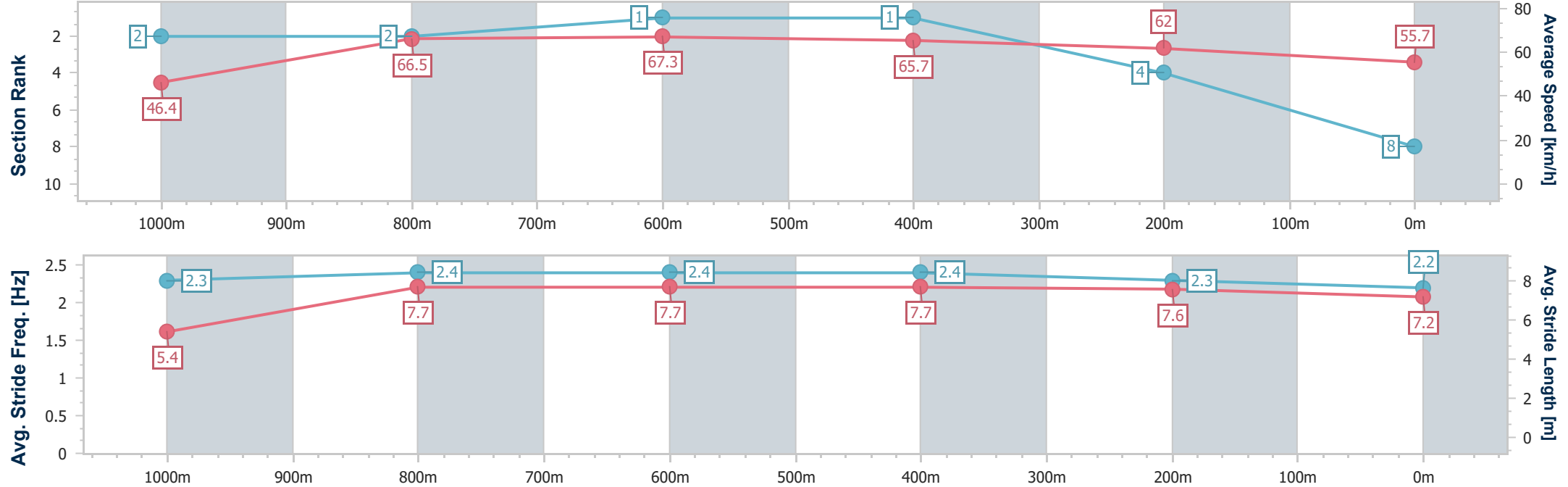


RockhamptonProfessional
Race 5: RTCQ Office Technology Maiden Plate - 1100m

09 October 2025 - 16:04
Track Rating: Soft 5, Weather: Fine, Rail Position: 0.5 metres Entire Course.



Section	Overall	1000m	800m	600m	400m	200m								
Section Times	1:04.84 [8] (0:07.82)	0:57.02 [2] (0:10.76)	0:46.26 [2] (0:10.78)	0:35.48 [1] (0:10.95)	0:24.53 [1] (0:11.59)	0:12.94 [4] (0:12.94)								
Average Speed [km/h]	46.4	66.5	67.3	65.7	62.0	55.7								
Top Speed [km/h]	64.4	68.0	68.7	66.5	65.4	59.4								
Avg. Dist. to Rail [m]	6.0	1.2	1.4	1.6	3.0	5.4								
Avg. Stride Freq. [Hz]	2.3	2.4	2.4	2.4	2.3	2.2								
Avg. Stride Length [m]	5.4	7.7	7.7	7.7	7.6	7.2								





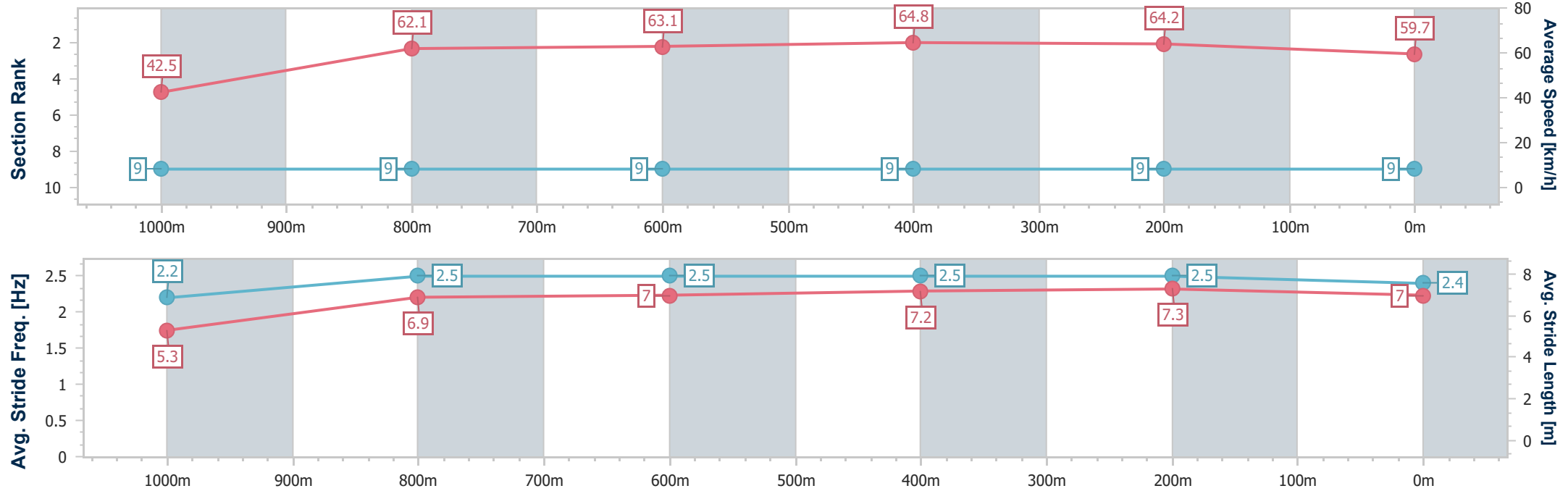
Horse/Jockey Name	Green Chai
Final Rank	9
Fastest Section Time (Section)	0:08.45 (Overall)
Top Speed [km/h] (Section)	65.9 (600m)
Race State	Finished



RockhamptonProfessional
Race 5: RTCQ Office Technology Maiden Plate - 1100m
09 October 2025 - 16:04
Track Rating: Soft 5, Weather: Fine, Rail Position: 0.5 metres Entire Course.



Section	Overall	1000m	800m	600m	400m	200m							
Section Times	1:05.43 [9] (0:08.45)	0:56.98 [9] (0:11.43)	0:45.55 [9] (0:11.16)	0:34.39 [9] (0:11.10)	0:23.29 [9] (0:11.26)	0:12.03 [9] (0:12.03)							
Average Speed [km/h]	42.5	62.1	63.1	64.8	64.2	59.7							
Top Speed [km/h]	61.8	64.7	64.8	65.9	65.4	63.0							
Avg. Dist. to Rail [m]	2.0	3.0	2.3	0.8	2.1	4.0							
Avg. Stride Freq. [Hz]	2.2	2.5	2.5	2.5	2.5	2.4							
Avg. Stride Length [m]	5.3	6.9	7.0	7.2	7.3	7.0							





Rockhampton Professional

Race 6: Korte Group BM65 Handicap - 1600m

09 October 2025 - 16:40



Track Rating: Soft 5, Weather: Fine, Rail Position: 0.5 metres Entire Course.

Section						Overall	1400m	1200m	1000m	800m	600m	400m	Last 600m	
Field Times						1:34.44 (0:13.55)	1:20.89 (0:11.22)	1:09.67 (0:11.78)	0:57.89 (0:11.85)	0:46.04 (0:11.83)	0:34.21 (0:11.12)	0:23.09 (0:11.15)	0:34.21	
Rank	TAB	Horse/Jockey	Barrier	Top Speed [km/h]	Fastest Section									Distance Travelled [m]
1	1	PEPPERDINE	9	66.5	0:11.12	1:34.44 [1]	1:20.89 [1]	1:09.67 [1]	0:57.89 [1]	0:46.04 [1]	0:34.21 [1]	0:23.09 [1]	0:34.21	
		Ryan Wiggins		600m	600m	(0:13.55)	(0:11.22)	(0:11.78)	(0:11.85)	(0:11.83)	(0:11.12)	(0:11.15)		
2	2	PREPOTENT	2	66.8	0:10.99	1:34.58 [2]	1:20.54 [5]	1:09.18 [5]	0:57.55 [4]	0:45.74 [4]	0:33.97 [3]	0:22.98 [3]	0:33.97	+3
		Chris McIver		600m	600m	(0:14.04)	(0:11.36)	(0:11.63)	(0:11.81)	(0:11.77)	(0:10.99)	(0:11.15)		
3	9	NATIVE BEE	7	65.9	0:11.07	1:34.89 [3]	1:20.52 [8]	1:09.15 [8]	0:57.49 [6]	0:45.75 [6]	0:34.08 [5]	0:23.01 [4]	0:34.08	+3
		Georgina Cartwright		400m	600m	(0:14.37)	(0:11.37)	(0:11.66)	(0:11.74)	(0:11.67)	(0:11.07)	(0:11.16)		
4	8	PEAKING TOM	1	67.1	0:10.98	1:34.99 [4]	1:20.26 [9]	1:09.08 [9]	0:57.40 [9]	0:45.54 [9]	0:33.79 [7]	0:22.81 [6]	0:33.79	+3
		Raul Silvera Olivera		600m	600m	(0:14.73)	(0:11.18)	(0:11.68)	(0:11.86)	(0:11.75)	(0:10.98)	(0:11.05)		
5	3	ONE THING COUNTS	3	65.3	0:11.20	1:35.00 [5]	1:21.27 [3]	1:09.91 [3]	0:58.30 [2]	0:46.48 [2]	0:34.76 [2]	0:23.56 [2]	0:34.76	+2
		Ashley Butler		600m	600m	(0:13.73)	(0:11.36)	(0:11.61)	(0:11.82)	(0:11.72)	(0:11.20)	(0:11.33)		
6	7	ALL BUSINESS	5	65.1	0:11.17	1:35.27 [6]	1:21.41 [4]	1:09.91 [4]	0:58.19 [5]	0:46.34 [5]	0:34.41 [6]	0:23.24 [5]	0:34.41	+2
		Nikki Olzard		600m	600m	(0:13.86)	(0:11.50)	(0:11.72)	(0:11.85)	(0:11.93)	(0:11.17)	(0:11.27)		
7	6	GENERAL WOLFFE	6	64.9	0:11.25	1:35.66 [7]	1:21.45 [7]	1:10.00 [7]	0:58.20 [8]	0:46.32 [8]	0:34.32 [9]	0:22.97 [9]	0:34.32	+2
		Tom Orr		400m	400m	(0:14.21)	(0:11.45)	(0:11.80)	(0:11.88)	(0:12.00)	(0:11.35)	(0:11.25)		
8	5	THREE GONGS	4	65.1	0:11.34	1:36.50 [8]	1:22.41 [6]	1:10.89 [6]	0:59.10 [6]	0:47.29 [7]	0:35.30 [8]	0:23.96 [8]	0:35.30	+3
		Les Tilley		600m	600m	(0:14.09)	(0:11.52)	(0:11.79)	(0:11.81)	(0:11.99)	(0:11.34)	(0:11.46)		
9	4	TAKE THE LEAD	8	66.1	0:11.43	1:37.53 [9]	1:23.96 [2]	1:12.53 [2]	1:00.74 [3]	0:48.88 [3]	0:36.80 [4]	0:25.11 [7]	0:36.80	+4
		Sean Cormack		Overall	1400m	(0:13.57)	(0:11.43)	(0:11.79)	(0:11.86)	(0:12.08)	(0:11.69)	(0:11.97)		



Rockhampton Professional
Race 6: Korte Group BM65 Handicap - 1600m
09 October 2025 - 16:40



Track Rating: Soft 5, Weather: Fine, Rail Position: 0.5 metres Entire Course.

Section Field Times				200m 0:11.94 (0:11.94)				Last 600m 0:34.21	
Rank	TAB	Horse/Jockey	Barrier	Top Speed [km/h]	Fastest Section	Margin		Distance Travelled [m]	
1	1	PEPPERDINE	9	66.5	0:11.12	0:11.94 [1]	1:34.44	0:34.21	
		Ryan Wiggins		600m	600m	(0:11.94)			
2	2	PREPOTENT	2	66.8	0:10.99	0:11.83 [2]	0.81L	0:33.97	+3
		Chris McIver		600m	600m	(0:11.83)			
3	9	NATIVE BEE	7	65.9	0:11.07	0:11.85 [4]	2.65L	0:34.08	+3
		Georgina Cartwright		400m	600m	(0:11.85)			
4	8	PEAKING TOM	1	67.1	0:10.98	0:11.76 [5]	3.24L	0:33.79	+3
		Raul Silvera Olivera		600m	600m	(0:11.76)			
5	3	ONE THING COUNTS	3	65.3	0:11.20	0:12.23 [3]	3.26L	0:34.76	+2
		Ashley Butler		600m	600m	(0:12.23)			
6	7	ALL BUSINESS	5	65.1	0:11.17	0:11.97 [6]	4.88L	0:34.41	+2
		Nikki Olzard		600m	600m	(0:11.97)			
7	6	GENERAL WOLFFE	6	64.9	0:11.25	0:11.72 [7]	7.14L	0:34.32	+2
		Tom Orr		400m	400m	(0:11.72)			
8	5	THREE GONGS	4	65.1	0:11.34	0:12.50 [8]	12.11L	0:35.30	+3
		Les Tilley		600m	600m	(0:12.50)			
9	4	TAKE THE LEAD	8	66.1	0:11.43	0:13.14 [9]	18.18L	0:36.80	+4
		Sean Cormack		Overall	1400m	(0:13.14)			



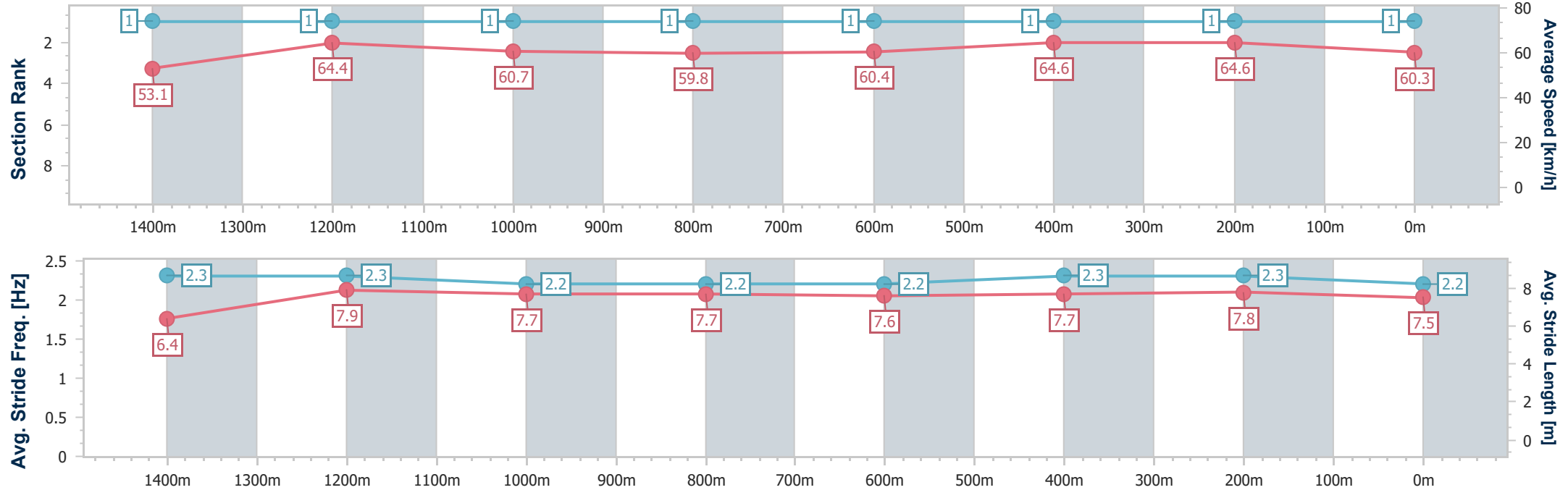
Horse/Jockey Name	Pepperdine
Final Rank	1
Fastest Section Time (Section)	0:11.12 (600m)
Top Speed [km/h] (Section)	66.5 (600m)
Race State	Finished



RockhamptonProfessional
Race 6: Korte Group BM65 Handicap - 1600m
09 October 2025 - 16:40
Track Rating: Soft 5, Weather: Fine, Rail Position: 0.5 metres Entire Course.



Section	Overall	1400m	1200m	1000m	800m	600m	400m	200m					
Section Times	1:34.44 [1] (0:13.55)	1:20.89 [1] (0:11.22)	1:09.67 [1] (0:11.78)	0:57.89 [1] (0:11.85)	0:46.04 [1] (0:11.83)	0:34.21 [1] (0:11.12)	0:23.09 [1] (0:11.15)	0:11.94 [1] (0:11.94)					
Average Speed [km/h]	53.1	64.4	60.7	59.8	60.4	64.6	64.6	60.3					
Top Speed [km/h]	65.7	65.6	62.7	60.4	62.4	66.5	66.1	63.2					
Avg. Dist. to Rail [m]	6.7	1.3	2.5	3.0	1.2	0.6	0.8	1.3					
Avg. Stride Freq. [Hz]	2.3	2.3	2.2	2.2	2.2	2.3	2.3	2.2					
Avg. Stride Length [m]	6.4	7.9	7.7	7.7	7.6	7.7	7.8	7.5					





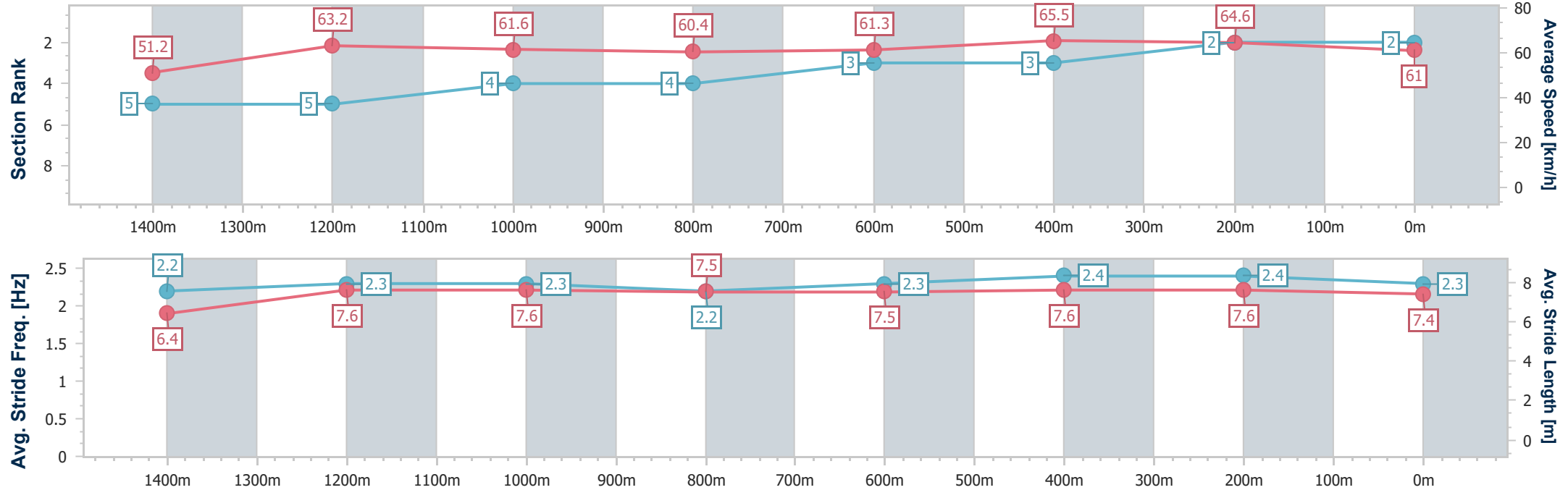
Horse/Jockey Name	Prepotent
Final Rank	2
Fastest Section Time (Section)	0:10.99 (600m)
Top Speed [km/h] (Section)	66.8 (600m)
Race State	Finished



RockhamptonProfessional
Race 6: Korte Group BM65 Handicap - 1600m
09 October 2025 - 16:40
Track Rating: Soft 5, Weather: Fine, Rail Position: 0.5 metres Entire Course.



Section	Overall	1400m	1200m	1000m	800m	600m	400m	200m					
Section Times	1:34.58 [2] (0:14.04)	1:20.54 [5] (0:11.36)	1:09.18 [5] (0:11.63)	0:57.55 [4] (0:11.81)	0:45.74 [4] (0:11.77)	0:33.97 [3] (0:10.99)	0:22.98 [3] (0:11.15)	0:11.83 [2] (0:11.83)					
Average Speed [km/h]	51.2	63.2	61.6	60.4	61.3	65.5	64.6	61.0					
Top Speed [km/h]	63.4	63.7	62.7	61.1	63.0	66.8	66.4	63.6					
Avg. Dist. to Rail [m]	2.5	2.8	2.8	2.4	1.1	2.2	1.9	2.3					
Avg. Stride Freq. [Hz]	2.2	2.3	2.3	2.2	2.3	2.4	2.4	2.3					
Avg. Stride Length [m]	6.4	7.6	7.6	7.5	7.5	7.6	7.6	7.4					





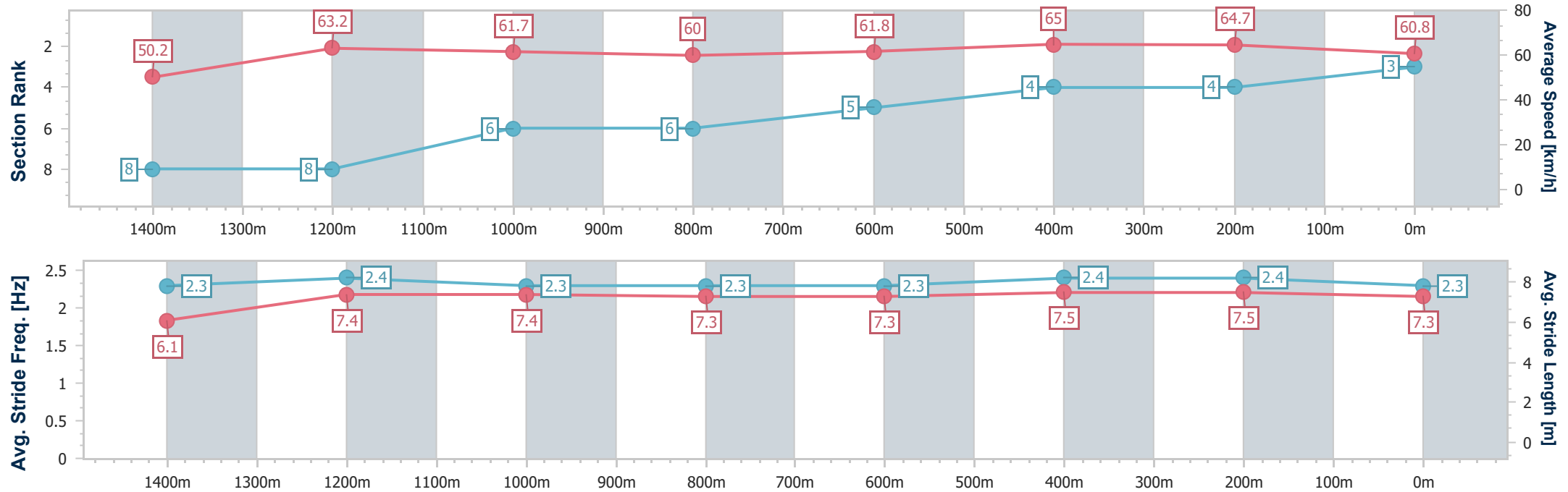
Horse/Jockey Name	Native Bee
Final Rank	3
Fastest Section Time (Section)	0:11.07 (600m)
Top Speed [km/h] (Section)	65.9 (400m)
Race State	Finished



RockhamptonProfessional
Race 6: Korte Group BM65 Handicap - 1600m
09 October 2025 - 16:40
Track Rating: Soft 5, Weather: Fine, Rail Position: 0.5 metres Entire Course.



Section	Overall	1400m	1200m	1000m	800m	600m	400m	200m					
Section Times	1:34.89 [3] (0:14.37)	1:20.52 [8] (0:11.37)	1:09.15 [8] (0:11.66)	0:57.49 [6] (0:11.74)	0:45.75 [6] (0:11.67)	0:34.08 [5] (0:11.07)	0:23.01 [4] (0:11.16)	0:11.85 [4] (0:11.85)					
Average Speed [km/h]	50.2	63.2	61.7	60.0	61.8	65.0	64.7	60.8					
Top Speed [km/h]	63.7	64.1	62.4	61.7	63.5	65.8	65.9	63.4					
Avg. Dist. to Rail [m]	4.2	3.3	3.4	3.3	1.1	1.8	2.6	3.2					
Avg. Stride Freq. [Hz]	2.3	2.4	2.3	2.3	2.3	2.4	2.4	2.3					
Avg. Stride Length [m]	6.1	7.4	7.4	7.3	7.3	7.5	7.5	7.3					





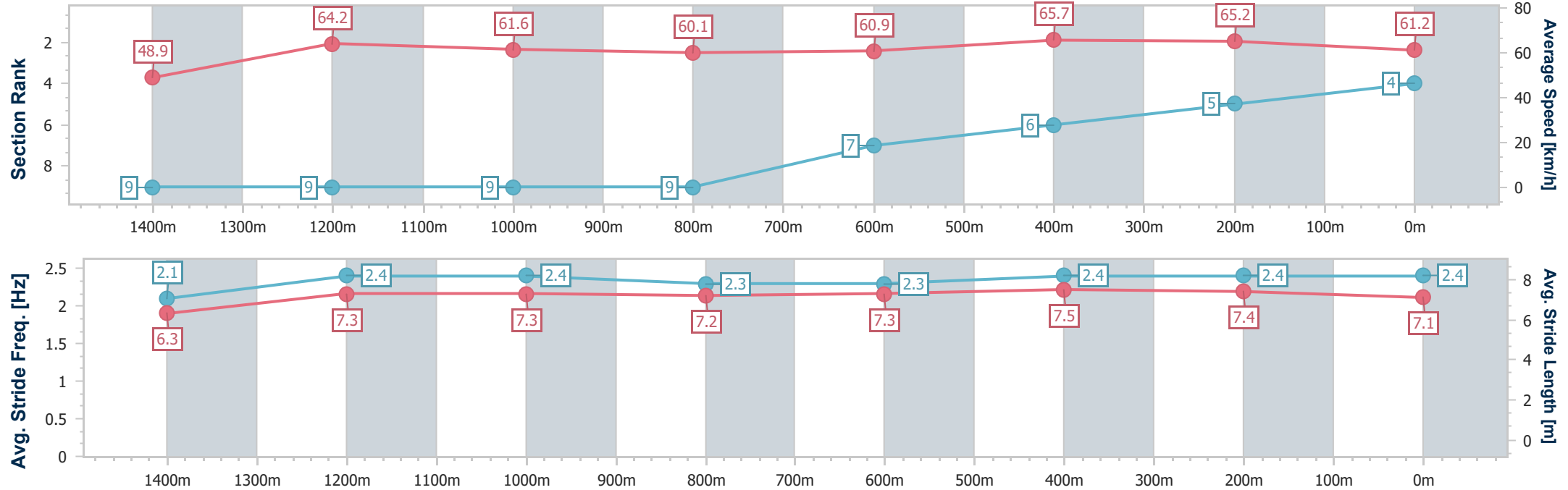
Horse/Jockey Name	Peaking Tom
Final Rank	4
Fastest Section Time (Section)	0:10.98 (600m)
Top Speed [km/h] (Section)	67.1 (600m)
Race State	Finished



RockhamptonProfessional
Race 6: Korte Group BM65 Handicap - 1600m
09 October 2025 - 16:40
Track Rating: Soft 5, Weather: Fine, Rail Position: 0.5 metres Entire Course.



Section	Overall	1400m	1200m	1000m	800m	600m	400m	200m					
Section Times	1:34.99 [4] (0:14.73)	1:20.26 [9] (0:11.18)	1:09.08 [9] (0:11.68)	0:57.40 [9] (0:11.86)	0:45.54 [9] (0:11.75)	0:33.79 [7] (0:10.98)	0:22.81 [6] (0:11.05)	0:11.76 [5] (0:11.76)					
Average Speed [km/h]	48.9	64.2	61.6	60.1	60.9	65.7	65.2	61.2					
Top Speed [km/h]	64.5	66.6	62.4	61.0	62.7	67.1	67.0	63.6					
Avg. Dist. to Rail [m]	1.9	2.4	1.8	1.7	0.6	0.6	1.6	5.1					
Avg. Stride Freq. [Hz]	2.1	2.4	2.4	2.3	2.3	2.4	2.4	2.4					
Avg. Stride Length [m]	6.3	7.3	7.3	7.2	7.3	7.5	7.4	7.1					





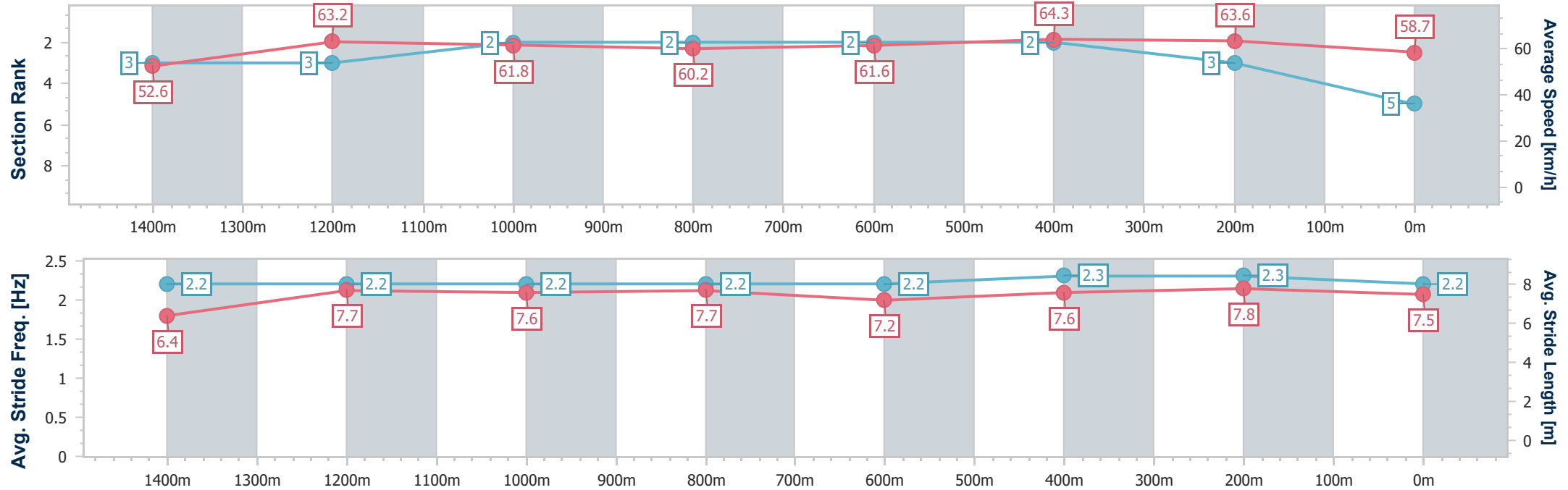
Horse/Jockey Name	One Thing Counts
Final Rank	5
Fastest Section Time (Section)	0:11.20 (600m)
Top Speed [km/h] (Section)	65.3 (600m)
Race State	Finished



RockhamptonProfessional
Race 6: Korte Group BM65 Handicap - 1600m
09 October 2025 - 16:40
Track Rating: Soft 5, Weather: Fine, Rail Position: 0.5 metres Entire Course.



Section	Overall	1400m	1200m	1000m	800m	600m	400m	200m					
Section Times	1:35.00 [5] (0:13.73)	1:21.27 [3] (0:11.36)	1:09.91 [3] (0:11.61)	0:58.30 [2] (0:11.82)	0:46.48 [2] (0:11.72)	0:34.76 [2] (0:11.20)	0:23.56 [2] (0:11.33)	0:12.23 [3] (0:12.23)					
Average Speed [km/h]	52.6	63.2	61.8	60.2	61.6	64.3	63.6	58.7					
Top Speed [km/h]	64.2	64.5	64.1	60.8	62.9	65.3	65.2	61.4					
Avg. Dist. to Rail [m]	2.6	2.8	2.7	2.4	1.2	2.9	2.6	2.8					
Avg. Stride Freq. [Hz]	2.2	2.2	2.2	2.2	2.2	2.3	2.3	2.2					
Avg. Stride Length [m]	6.4	7.7	7.6	7.7	7.2	7.6	7.8	7.5					



[] Ranking at each section and finish
-.-.- No data available at this section
NA No data available



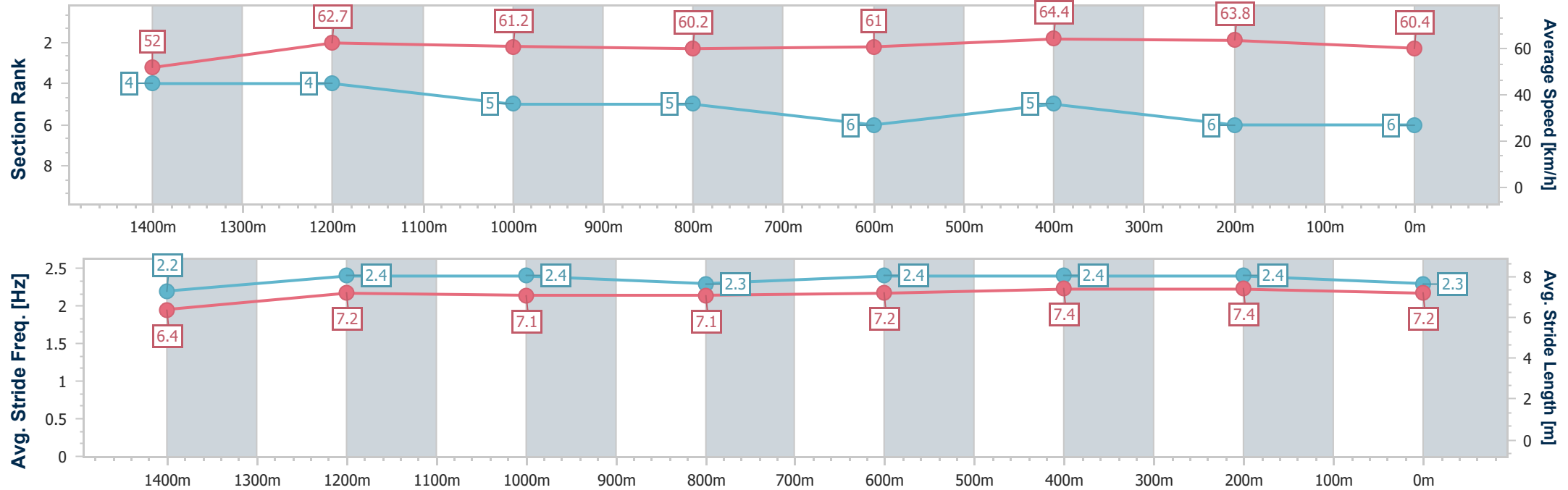
Horse/Jockey Name	All Business
Final Rank	6
Fastest Section Time (Section)	0:11.17 (600m)
Top Speed [km/h] (Section)	65.1 (600m)
Race State	Finished



RockhamptonProfessional
Race 6: Korte Group BM65 Handicap - 1600m
09 October 2025 - 16:40
Track Rating: Soft 5, Weather: Fine, Rail Position: 0.5 metres Entire Course.



Section	Overall	1400m	1200m	1000m	800m	600m	400m	200m					
Section Times	1:35.27 [6] (0:13.86)	1:21.41 [4] (0:11.50)	1:09.91 [4] (0:11.72)	0:58.19 [5] (0:11.85)	0:46.34 [5] (0:11.93)	0:34.41 [6] (0:11.17)	0:23.24 [5] (0:11.27)	0:11.97 [6] (0:11.97)					
Average Speed [km/h]	52.0	62.7	61.2	60.2	61.0	64.4	63.8	60.4					
Top Speed [km/h]	63.6	63.3	63.7	61.1	63.3	65.1	64.9	62.8					
Avg. Dist. to Rail [m]	2.7	1.7	1.6	1.5	1.4	3.7	3.5	5.7					
Avg. Stride Freq. [Hz]	2.2	2.4	2.4	2.3	2.4	2.4	2.4	2.3					
Avg. Stride Length [m]	6.4	7.2	7.1	7.1	7.2	7.4	7.4	7.2					



[] Ranking at each section and finish
-.-.- No data available at this section
NA No data available



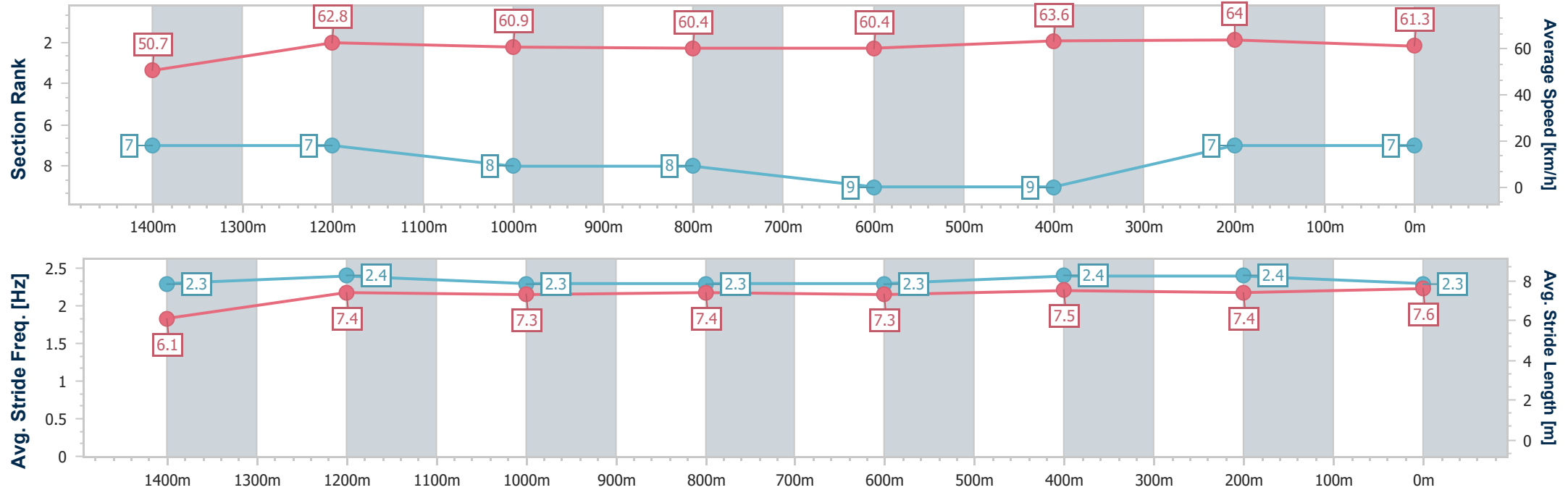
Horse/Jockey Name	General Wolffe
Final Rank	7
Fastest Section Time (Section)	0:11.25 (400m)
Top Speed [km/h] (Section)	64.9 (400m)
Race State	Finished



RockhamptonProfessional
Race 6: Korte Group BM65 Handicap - 1600m
09 October 2025 - 16:40
Track Rating: Soft 5, Weather: Fine, Rail Position: 0.5 metres Entire Course.



Section	Overall	1400m	1200m	1000m	800m	600m	400m	200m					
Section Times	1:35.66 [7] (0:14.21)	1:21.45 [7] (0:11.45)	1:10.00 [7] (0:11.80)	0:58.20 [8] (0:11.88)	0:46.32 [8] (0:12.00)	0:34.32 [9] (0:11.35)	0:22.97 [9] (0:11.25)	0:11.72 [7] (0:11.72)					
Average Speed [km/h]	50.7	62.8	60.9	60.4	60.4	63.6	64.0	61.3					
Top Speed [km/h]	63.8	64.2	61.7	60.8	62.0	64.4	64.9	63.8					
Avg. Dist. to Rail [m]	3.3	0.3	0.8	1.2	1.4	3.8	4.6	5.7					
Avg. Stride Freq. [Hz]	2.3	2.4	2.3	2.3	2.3	2.4	2.4	2.3					
Avg. Stride Length [m]	6.1	7.4	7.3	7.4	7.3	7.5	7.4	7.6					





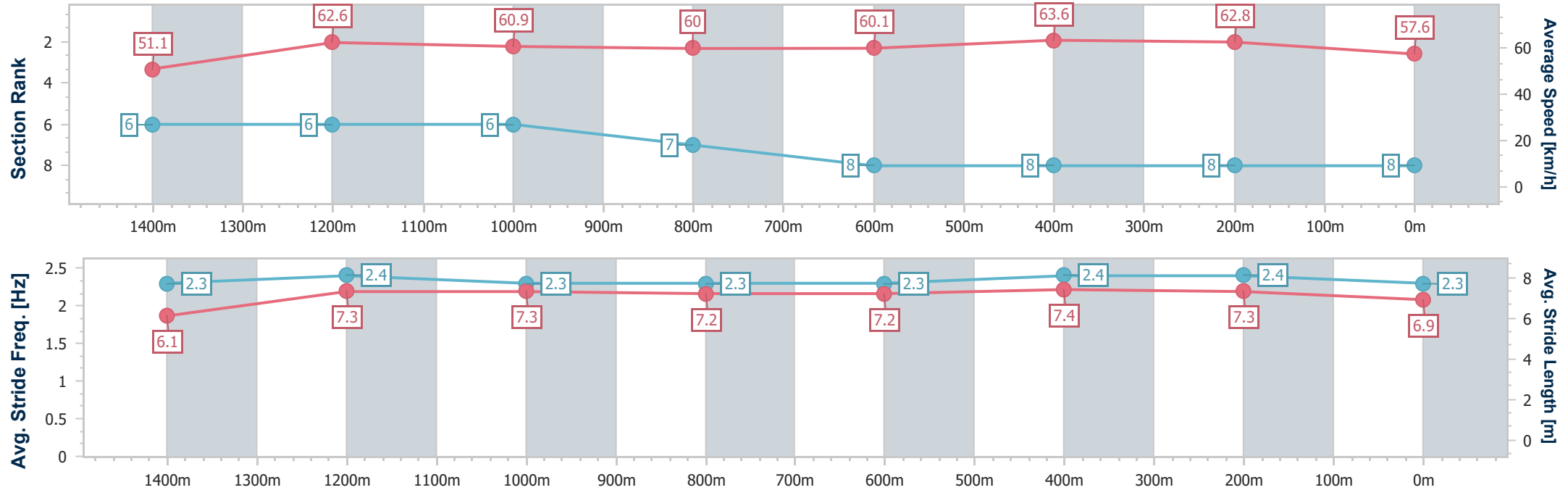
Horse/Jockey Name	Three Gongs
Final Rank	8
Fastest Section Time (Section)	0:11.34 (600m)
Top Speed [km/h] (Section)	65.1 (600m)
Race State	Finished



RockhamptonProfessional
Race 6: Korte Group BM65 Handicap - 1600m
09 October 2025 - 16:40
Track Rating: Soft 5, Weather: Fine, Rail Position: 0.5 metres Entire Course.



Section	Overall	1400m	1200m	1000m	800m	600m	400m	200m					
Section Times	1:36.50 [8] (0:14.09)	1:22.41 [6] (0:11.52)	1:10.89 [6] (0:11.79)	0:59.10 [6] (0:11.81)	0:47.29 [7] (0:11.99)	0:35.30 [8] (0:11.34)	0:23.96 [8] (0:11.46)	0:12.50 [8] (0:12.50)					
Average Speed [km/h]	51.1	62.6	60.9	60.0	60.1	63.6	62.8	57.6					
Top Speed [km/h]	64.3	63.9	62.7	62.0	61.1	65.1	64.6	61.6					
Avg. Dist. to Rail [m]	2.5	1.9	2.7	2.6	0.9	1.6	2.1	3.8					
Avg. Stride Freq. [Hz]	2.3	2.4	2.3	2.3	2.3	2.4	2.4	2.3					
Avg. Stride Length [m]	6.1	7.3	7.3	7.2	7.2	7.4	7.3	6.9					





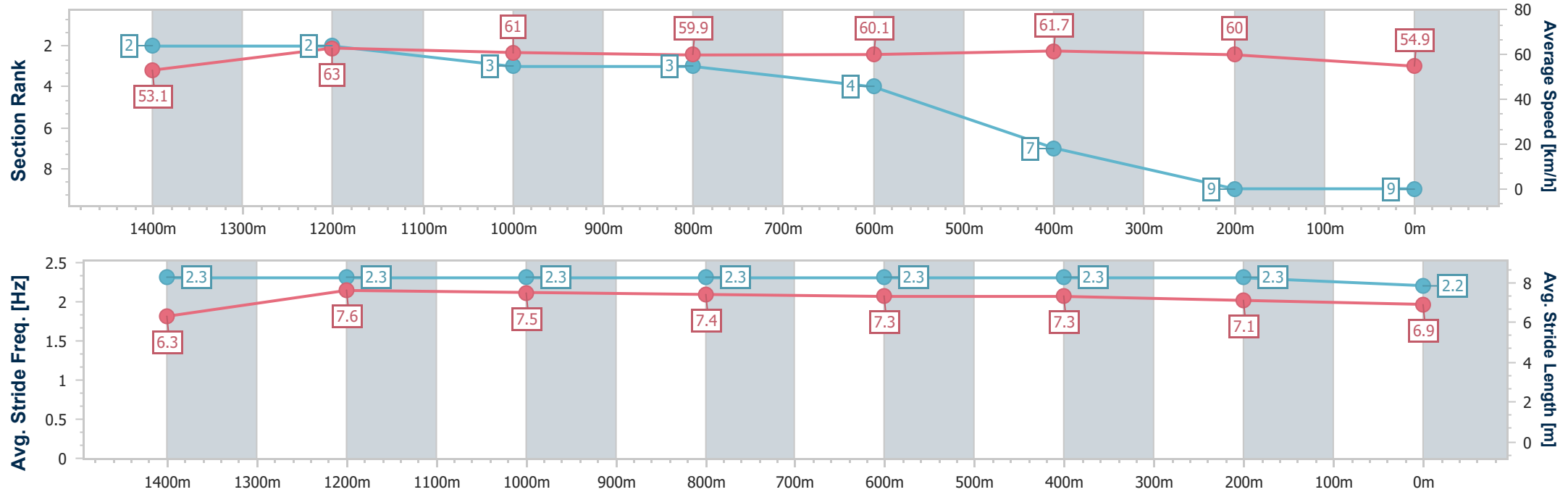
Horse/Jockey Name	Take The Lead
Final Rank	9
Fastest Section Time (Section)	0:11.43 (1400m)
Top Speed [km/h] (Section)	66.1 (Overall)
Race State	Finished



RockhamptonProfessional
Race 6: Korte Group BM65 Handicap - 1600m
09 October 2025 - 16:40
Track Rating: Soft 5, Weather: Fine, Rail Position: 0.5 metres Entire Course.



Section	Overall	1400m	1200m	1000m	800m	600m	400m	200m					
Section Times	1:37.53 [9] (0:13.57)	1:23.96 [2] (0:11.43)	1:12.53 [2] (0:11.79)	1:00.74 [3] (0:11.86)	0:48.88 [3] (0:12.08)	0:36.80 [4] (0:11.69)	0:25.11 [7] (0:11.97)	0:13.14 [9] (0:13.14)					
Average Speed [km/h]	53.1	63.0	61.0	59.9	60.1	61.7	60.0	54.9					
Top Speed [km/h]	66.1	63.8	62.5	60.6	61.4	62.4	61.2	58.5					
Avg. Dist. to Rail [m]	4.8	1.0	1.5	1.9	1.3	3.0	2.7	3.2					
Avg. Stride Freq. [Hz]	2.3	2.3	2.3	2.3	2.3	2.3	2.3	2.2					
Avg. Stride Length [m]	6.3	7.6	7.5	7.4	7.3	7.3	7.1	6.9					





Rockhampton Professional
Race 7: Latter Kennedy BM55 Handicap - 1300m
09 October 2025 - 17:17



Track Rating: Soft 5, Weather: Fine, Rail Position: 0.5 metres Entire Course.

Section						Overall	1200m	1000m	800m	600m	400m	Last 600m	
Field Times						1:16.01 (0:08.15)	1:07.86 (0:10.92)	0:56.94 (0:10.91)	0:46.03 (0:10.99)	0:35.04 (0:11.25)	0:23.79 (0:11.62)	0:35.04	
Rank	TAB	Horse/Jockey	Barrier	Top Speed [km/h]	Fastest Section								Distance Travelled [m]
1	2	DARLING CLEMENTINE	5	66.2	0:08.22	1:16.01 [1]	1:07.79 [4]	0:56.66 [4]	0:45.60 [4]	0:34.33 [3]	0:23.29 [3]	0:34.33	
		Warwick Satherley		600m	Overall	(0:08.22)	(0:11.13)	(0:11.06)	(0:11.27)	(0:11.04)	(0:11.25)		
2	7	YES I'M UGLY	8	66.6	0:08.45	1:16.17 [2]	1:07.72 [6]	0:56.53 [6]	0:45.54 [5]	0:34.33 [4]	0:23.39 [4]	0:34.33 -3	
		Les Tilley		600m	Overall	(0:08.45)	(0:11.19)	(0:10.99)	(0:11.21)	(0:10.94)	(0:11.15)		
3	3	SANTORINI SUMMER	11	67.1	0:08.89	1:16.23 [3]	1:07.34 [10]	0:55.90 [10]	0:44.94 [9]	0:33.63 [10]	0:22.77 [10]	0:33.63 -1	
		Chris McIver		600m	Overall	(0:08.89)	(0:11.44)	(0:10.96)	(0:11.31)	(0:10.86)	(0:11.03)		
4	1	PRIDE OF SAVABELLA	10	67.6	0:08.95	1:16.27 [4]	1:07.32 [11]	0:55.76 [11]	0:44.72 [11]	0:33.44 [11]	0:22.60 [11]	0:33.44 -2	
		Ryan Wiggins		600m	Overall	(0:08.95)	(0:11.56)	(0:11.04)	(0:11.28)	(0:10.84)	(0:10.87)		
5	4	BELLE'S BOY	6	66.4	0:08.16	1:16.30 [5]	1:08.14 [2]	0:57.23 [1]	0:46.32 [1]	0:35.33 [1]	0:24.08 [1]	0:35.33 +0	
		Tom Orr		1200m	Overall	(0:08.16)	(0:10.91)	(0:10.91)	(0:10.99)	(0:11.25)	(0:11.62)		
6	11	BULL DIMPLE RUM	3	66.8	0:08.56	1:16.32 [6]	1:07.76 [8]	0:56.45 [7]	0:45.40 [7]	0:34.15 [7]	0:23.20 [5]	0:34.15 -4	
		Raul Silvera Olivera		600m	Overall	(0:08.56)	(0:11.31)	(0:11.05)	(0:11.25)	(0:10.95)	(0:11.11)		
7	12	OUR HEART THROB	9	67.5	0:08.76	1:16.40 [7]	1:07.64 [9]	0:56.12 [9]	0:45.03 [10]	0:33.85 [9]	0:23.03 [7]	0:33.85 -1	
		Georgina Cartwright		600m	Overall	(0:08.76)	(0:11.52)	(0:11.09)	(0:11.18)	(0:10.82)	(0:11.04)		
8	5	LEICA BITA FUN	1	65.8	0:08.53	1:16.93 [8]	1:08.40 [7]	0:56.94 [8]	0:45.83 [8]	0:34.56 [8]	0:23.55 [8]	0:34.56 -2	
		Tasha Chambers		600m	Overall	(0:08.53)	(0:11.46)	(0:11.11)	(0:11.27)	(0:11.01)	(0:11.29)		
9	9	SPITZBERG	4	65.6	0:08.37	1:17.12 [9]	1:08.75 [5]	0:57.50 [5]	0:46.39 [6]	0:35.03 [6]	0:23.94 [6]	0:35.03 -1	
		Sean Cormack		600m	Overall	(0:08.37)	(0:11.25)	(0:11.11)	(0:11.36)	(0:11.09)	(0:11.34)		
10	6	MISCHIEF IN DUBAI	2	65.1	0:08.16	1:17.48 [10]	1:09.32 [3]	0:58.23 [2]	0:47.18 [2]	0:35.99 [2]	0:24.77 [2]	0:35.99 -1	
		Nikki Olzard		1200m	Overall	(0:08.16)	(0:11.09)	(0:11.05)	(0:11.19)	(0:11.22)	(0:11.81)		

Scratched: Penseur Positif (#10), Making History (#8)



Rockhampton Professional
Race 7: Latter Kennedy BM55 Handicap - 1300m
09 October 2025 - 17:17



Track Rating: Soft 5, Weather: Fine, Rail Position: 0.5 metres Entire Course.

Section						Overall	1200m	1000m	800m	600m	400m	Last 600m		
Field Times						1:16.01 (0:08.15)	1:07.86 (0:10.92)	0:56.94 (0:10.91)	0:46.03 (0:10.99)	0:35.04 (0:11.25)	0:23.79 (0:11.62)	0:35.04		
Rank	TAB	Horse/Jockey	Barrier	Top Speed [km/h]	Fastest Section									Distance Travelled [m]
11	13	LOVEZELADYS	7	65.8	0:08.15	1:18.99 [11]	1:10.84 [1]	0:59.67 [3]	0:48.59 [3]	0:36.98 [5]	0:25.56 [9]	0:36.98	+1	
		Gabrielle Semmens		1000m	Overall	(0:08.15)	(0:11.17)	(0:11.08)	(0:11.61)	(0:11.42)	(0:11.94)			

Scratched: Penseur Positif (#10), Making History (#8)



Rockhampton Professional

Race 7: Latter Kennedy BM55 Handicap - 1300m

09 October 2025 - 17:17



Track Rating: Soft 5, Weather: Fine, Rail Position: 0.5 metres Entire Course.

Section Field Times				200m 0:12.17 (0:12.17)				Last 600m 0:35.04	
Rank	TAB	Horse/Jockey	Barrier	Top Speed [km/h]	Fastest Section	Margin		Distance Travelled [m]	
1	2	DARLING CLEMENTINE	5	66.2	0:08.22	0:12.04 [3]	1:16.01	0:34.33	
		Warwick Satherley		600m	Overall	(0:12.04)			
2	7	YES I'M UGLY	8	66.6	0:08.45	0:12.24 [2]	0.95L	0:34.33	-3
		Les Tilley		600m	Overall	(0:12.24)			
3	3	SANTORINI SUMMER	11	67.1	0:08.89	0:11.74 [6]	1.32L	0:33.63	-1
		Chris McIver		600m	Overall	(0:11.74)			
4	1	PRIDE OF SAVABELLA	10	67.6	0:08.95	0:11.73 [9]	1.51L	0:33.44	-2
		Ryan Wiggins		600m	Overall	(0:11.73)			
5	4	BELLE'S BOY	6	66.4	0:08.16	0:12.46 [1]	1.72L	0:35.33	+0
		Tom Orr		1200m	Overall	(0:12.46)			
6	11	BULL DIMPLE RUM	3	66.8	0:08.56	0:12.09 [4]	1.82L	0:34.15	-4
		Raul Silvera Olivera		600m	Overall	(0:12.09)			
7	12	OUR HEART THROB	9	67.5	0:08.76	0:11.99 [5]	2.29L	0:33.85	-1
		Georgina Cartwright		600m	Overall	(0:11.99)			
8	5	LEICA BITA FUN	1	65.8	0:08.53	0:12.26 [10]	5.44L	0:34.56	-2
		Tasha Chambers		600m	Overall	(0:12.26)			
9	9	SPITZBERG	4	65.6	0:08.37	0:12.60 [8]	6.52L	0:35.03	-1
		Sean Cormack		600m	Overall	(0:12.60)			
10	6	MISCHIEF IN DUBAI	2	65.1	0:08.16	0:12.96 [7]	8.67L	0:35.99	-1
		Nikki Olzard		1200m	Overall	(0:12.96)			

Scratched: Penseur Positif (#10), Making History (#8)

Report Created: Thu 9 October 2025 17:39 GMT+1 (Note: Timing is based on position data)

Page 3/15

[] Ranking at each section and finish
-:-:- No data available at this section
NA No data available

SCN Saddle cloth number
DNF Did not finish
DNT Did not track

data processed by  TRIPLESDATA



Rockhampton Professional
Race 7: Latter Kennedy BM55 Handicap - 1300m
09 October 2025 - 17:17



Track Rating: Soft 5, Weather: Fine, Rail Position: 0.5 metres Entire Course.

Section					200m	Last 600m			
Field Times					0:12.17 (0:12.17)	0:35.04			
Rank	TAB	Horse/Jockey	Barrier	Top Speed [km/h]	Fastest Section	Margin	Distance Travelled [m]		
11	13	LOVEZELADYS	7	65.8	0:08.15	0:13.62 [11]	17.53L	0:36.98	
		Gabrielle Semmens		1000m	Overall	(0:13.62)			

Scratched: Penseur Positif (#10), Making History (#8)



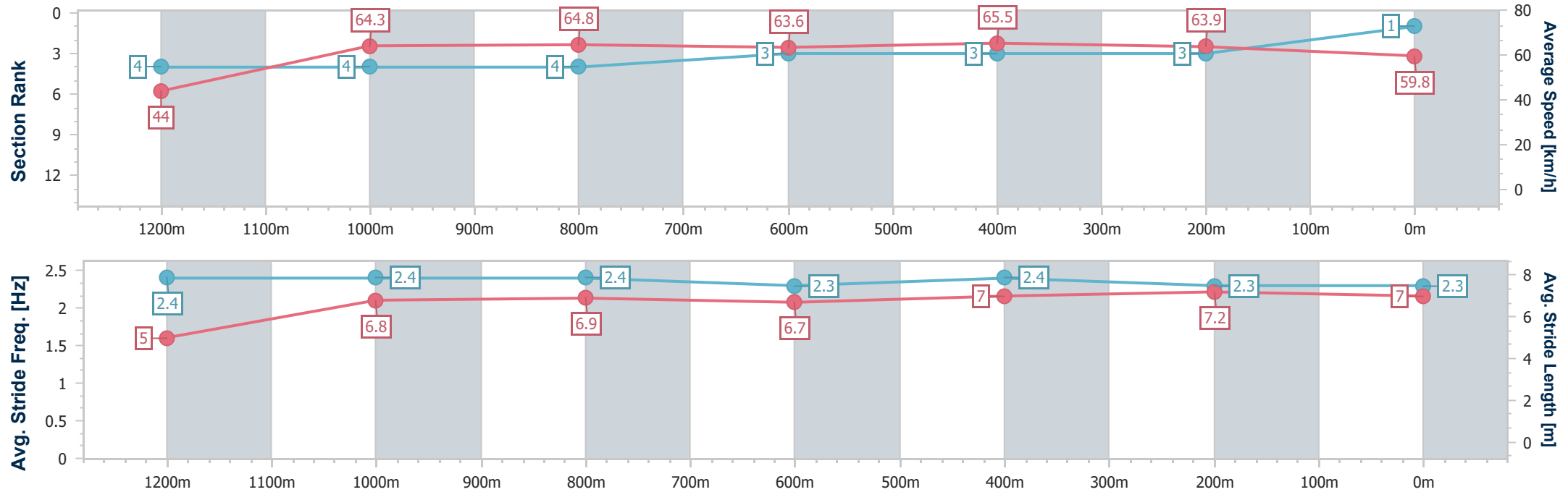
Horse/Jockey Name	Darling Clementine
Final Rank	1
Fastest Section Time (Section)	0:08.22 (Overall)
Top Speed [km/h] (Section)	66.2 (600m)
Race State	Finished



RockhamptonProfessional
Race 7: Latter Kennedy BM55 Handicap - 1300m
09 October 2025 - 17:17
Track Rating: Soft 5, Weather: Fine, Rail Position: 0.5 metres Entire Course.



Section	Overall	1200m	1000m	800m	600m	400m	200m						
Section Times	1:16.01 [1] (0:08.22)	1:07.79 [4] (0:11.13)	0:56.66 [4] (0:11.06)	0:45.60 [4] (0:11.27)	0:34.33 [3] (0:11.04)	0:23.29 [3] (0:11.25)	0:12.04 [3] (0:12.04)						
Average Speed [km/h]	44.0	64.3	64.8	63.6	65.5	63.9	59.8						
Top Speed [km/h]	61.6	66.0	65.3	64.5	66.2	65.8	63.3						
Avg. Dist. to Rail [m]	4.0	1.6	1.8	0.8	1.5	2.1	1.0						
Avg. Stride Freq. [Hz]	2.4	2.4	2.4	2.3	2.4	2.3	2.3						
Avg. Stride Length [m]	5.0	6.8	6.9	6.7	7.0	7.2	7.0						





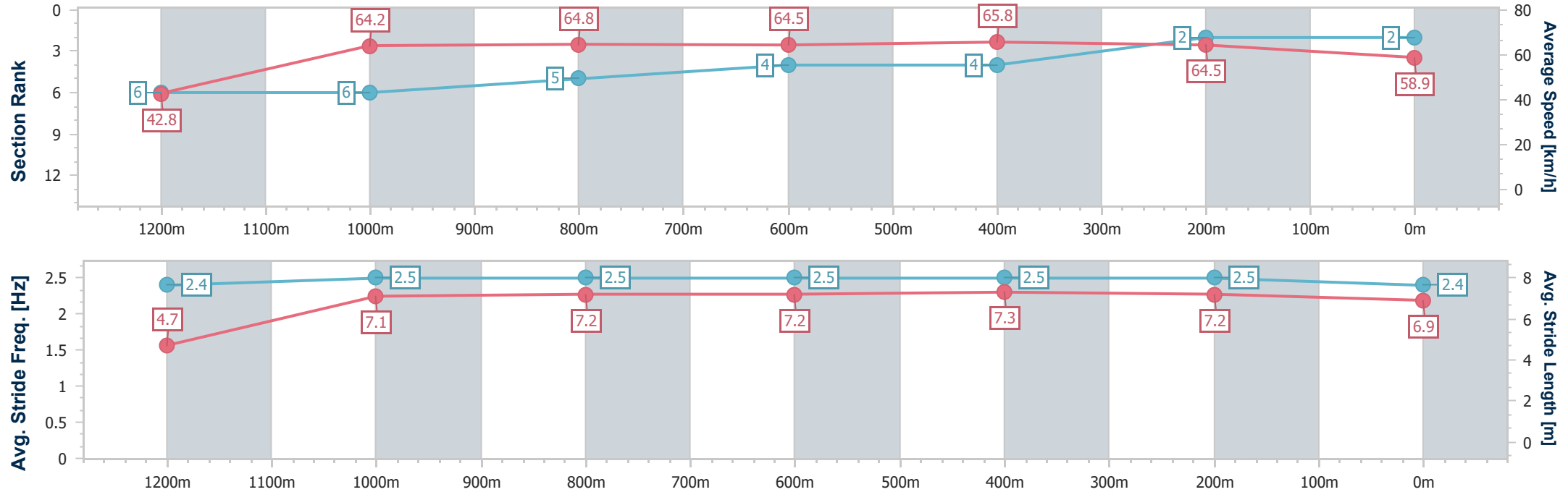
Horse/Jockey Name	Yes I'm Ugly
Final Rank	2
Fastest Section Time (Section)	0:08.45 (Overall)
Top Speed [km/h] (Section)	66.6 (600m)
Race State	Finished



RockhamptonProfessional
Race 7: Latter Kennedy BM55 Handicap - 1300m
09 October 2025 - 17:17
Track Rating: Soft 5, Weather: Fine, Rail Position: 0.5 metres Entire Course.



Section	Overall	1200m	1000m	800m	600m	400m	200m						
Section Times	1:16.17 [2] (0:08.45)	1:07.72 [6] (0:11.19)	0:56.53 [6] (0:10.99)	0:45.54 [5] (0:11.21)	0:34.33 [4] (0:10.94)	0:23.39 [4] (0:11.15)	0:12.24 [2] (0:12.24)						
Average Speed [km/h]	42.8	64.2	64.8	64.5	65.8	64.5	58.9						
Top Speed [km/h]	61.9	65.9	65.2	65.5	66.6	66.4	62.8						
Avg. Dist. to Rail [m]	5.6	1.6	2.0	0.9	2.4	4.0	2.5						
Avg. Stride Freq. [Hz]	2.4	2.5	2.5	2.5	2.5	2.5	2.4						
Avg. Stride Length [m]	4.7	7.1	7.2	7.2	7.3	7.2	6.9						





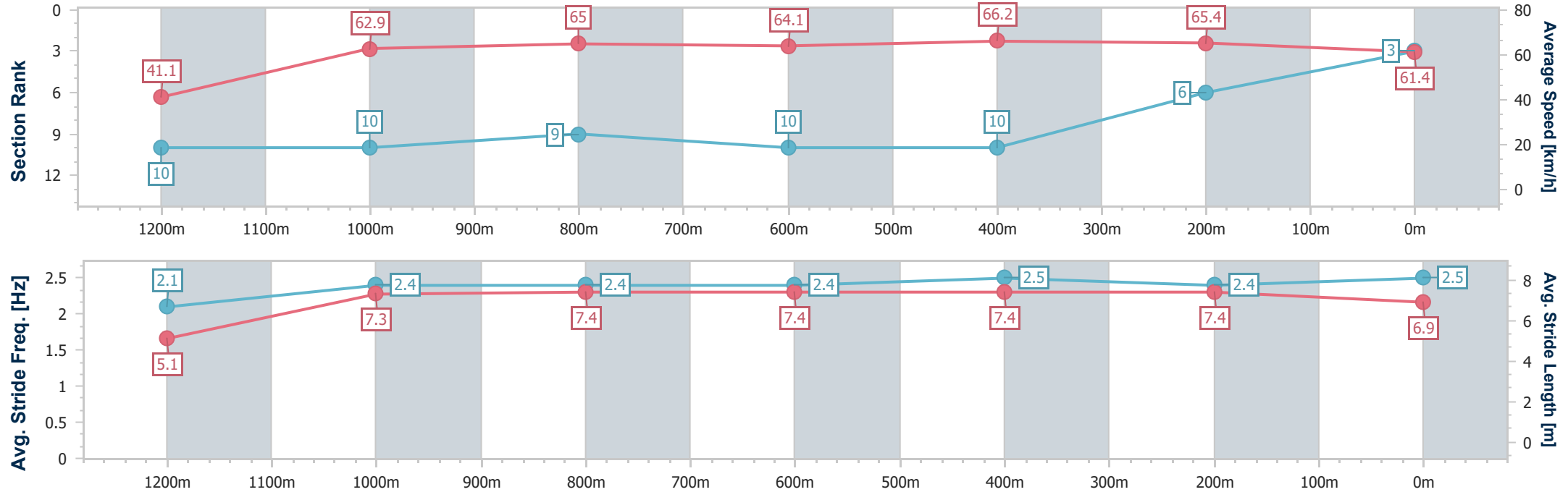
Horse/Jockey Name	Santorini Summer
Final Rank	3
Fastest Section Time (Section)	0:08.89 (Overall)
Top Speed [km/h] (Section)	67.1 (600m)
Race State	Finished



RockhamptonProfessional
Race 7: Latter Kennedy BM55 Handicap - 1300m
09 October 2025 - 17:17
Track Rating: Soft 5, Weather: Fine, Rail Position: 0.5 metres Entire Course.



Section	Overall	1200m	1000m	800m	600m	400m	200m						
Section Times	1:16.23 [3] (0:08.89)	1:07.34 [10] (0:11.44)	0:55.90 [10] (0:10.96)	0:44.94 [9] (0:11.31)	0:33.63 [10] (0:10.86)	0:22.77 [10] (0:11.03)	0:11.74 [6] (0:11.74)						
Average Speed [km/h]	41.1	62.9	65.0	64.1	66.2	65.4	61.4						
Top Speed [km/h]	57.7	65.9	66.6	65.2	67.1	66.8	63.9						
Avg. Dist. to Rail [m]	8.6	1.2	1.5	1.0	1.8	3.7	6.2						
Avg. Stride Freq. [Hz]	2.1	2.4	2.4	2.4	2.5	2.4	2.5						
Avg. Stride Length [m]	5.1	7.3	7.4	7.4	7.4	7.4	6.9						





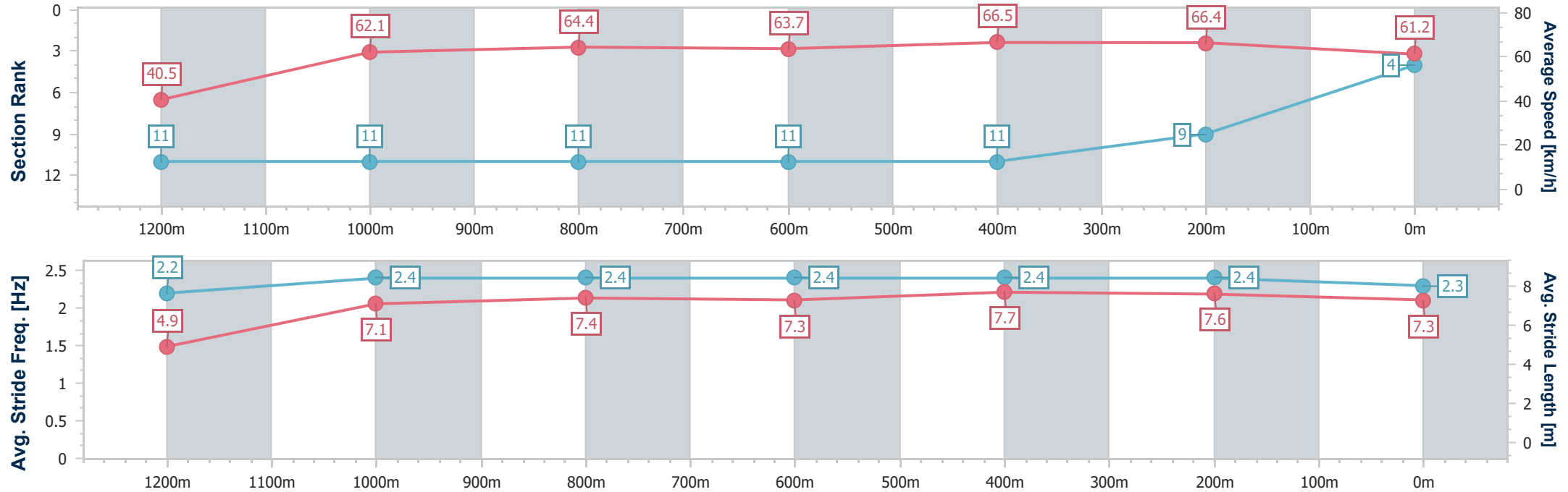
Horse/Jockey Name	Pride Of Savabella
Final Rank	4
Fastest Section Time (Section)	0:08.95 (Overall)
Top Speed [km/h] (Section)	67.6 (600m)
Race State	Finished



RockhamptonProfessional
Race 7: Latter Kennedy BM55 Handicap - 1300m
09 October 2025 - 17:17
Track Rating: Soft 5, Weather: Fine, Rail Position: 0.5 metres Entire Course.



Section	Overall	1200m	1000m	800m	600m	400m	200m						
Section Times	1:16.27 [4] (0:08.95)	1:07.32 [11] (0:11.56)	0:55.76 [11] (0:11.04)	0:44.72 [11] (0:11.28)	0:33.44 [11] (0:10.84)	0:22.60 [11] (0:10.87)	0:11.73 [9] (0:11.73)						
Average Speed [km/h]	40.5	62.1	64.4	63.7	66.5	66.4	61.2						
Top Speed [km/h]	59.3	65.8	66.8	65.1	67.6	67.4	65.3						
Avg. Dist. to Rail [m]	7.8	2.4	2.3	0.5	2.9	6.0	6.6						
Avg. Stride Freq. [Hz]	2.2	2.4	2.4	2.4	2.4	2.4	2.3						
Avg. Stride Length [m]	4.9	7.1	7.4	7.3	7.7	7.6	7.3						





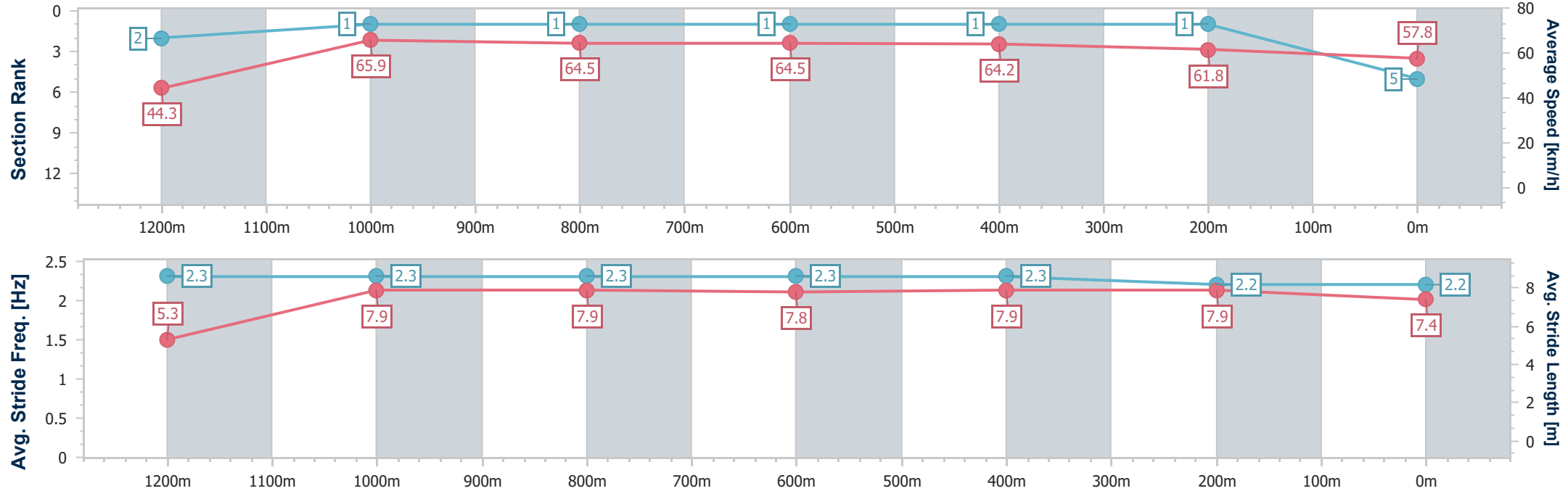
Horse/Jockey Name	Belle's Boy
Final Rank	5
Fastest Section Time (Section)	0:08.16 (Overall)
Top Speed [km/h] (Section)	66.4 (1200m)
Race State	Finished



RockhamptonProfessional
Race 7: Latter Kennedy BM55 Handicap - 1300m
09 October 2025 - 17:17
Track Rating: Soft 5, Weather: Fine, Rail Position: 0.5 metres Entire Course.



Section	Overall	1200m	1000m	800m	600m	400m	200m						
Section Times	1:16.30 [5] (0:08.16)	1:08.14 [2] (0:10.91)	0:57.23 [1] (0:10.91)	0:46.32 [1] (0:10.99)	0:35.33 [1] (0:11.25)	0:24.08 [1] (0:11.62)	0:12.46 [1] (0:12.46)						
Average Speed [km/h]	44.3	65.9	64.5	64.5	64.2	61.8	57.8						
Top Speed [km/h]	63.9	66.4	66.0	65.2	64.6	63.0	60.5						
Avg. Dist. to Rail [m]	4.5	1.6	3.5	1.7	0.9	1.2	0.8						
Avg. Stride Freq. [Hz]	2.3	2.3	2.3	2.3	2.3	2.2	2.2						
Avg. Stride Length [m]	5.3	7.9	7.9	7.8	7.9	7.9	7.4						





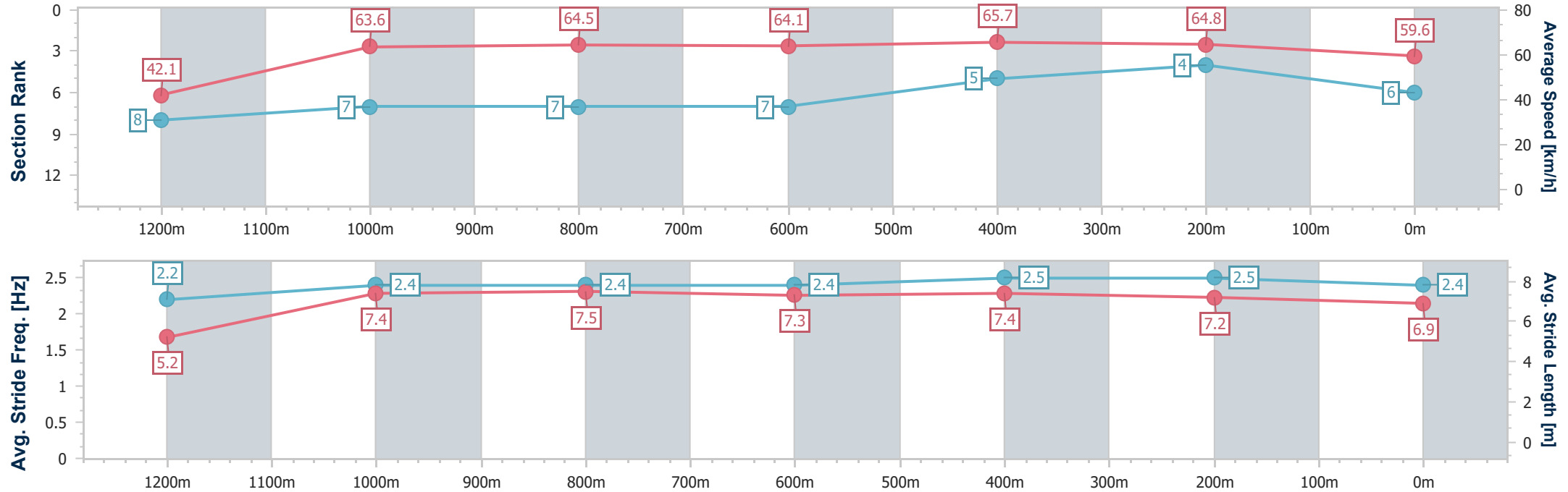
Horse/Jockey Name	Bull Dimple Rum
Final Rank	6
Fastest Section Time (Section)	0:08.56 (Overall)
Top Speed [km/h] (Section)	66.8 (600m)
Race State	Finished



RockhamptonProfessional
Race 7: Latter Kennedy BM55 Handicap - 1300m
09 October 2025 - 17:17
Track Rating: Soft 5, Weather: Fine, Rail Position: 0.5 metres Entire Course.



Section	Overall	1200m	1000m	800m	600m	400m	200m						
Section Times	1:16.32 [6] (0:08.56)	1:07.76 [8] (0:11.31)	0:56.45 [7] (0:11.05)	0:45.40 [7] (0:11.25)	0:34.15 [7] (0:10.95)	0:23.20 [5] (0:11.11)	0:12.09 [4] (0:12.09)						
Average Speed [km/h]	42.1	63.6	64.5	64.1	65.7	64.8	59.6						
Top Speed [km/h]	59.5	65.6	65.8	64.8	66.8	66.7	62.5						
Avg. Dist. to Rail [m]	3.4	1.6	1.4	0.7	1.8	3.9	4.5						
Avg. Stride Freq. [Hz]	2.2	2.4	2.4	2.4	2.5	2.5	2.4						
Avg. Stride Length [m]	5.2	7.4	7.5	7.3	7.4	7.2	6.9						





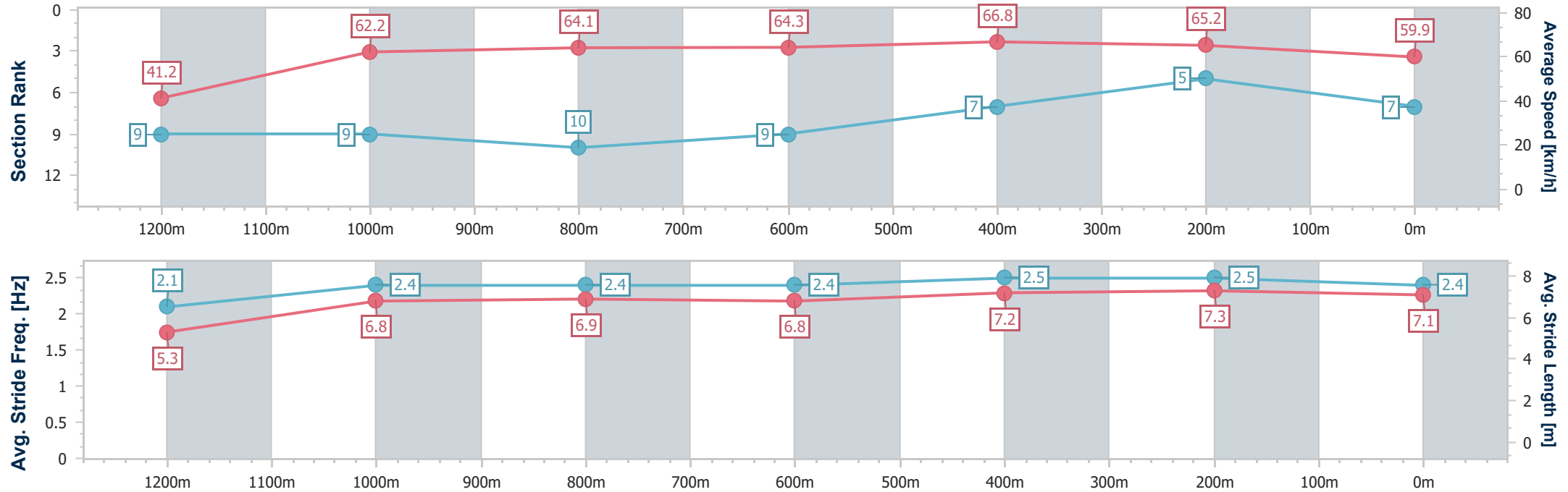
Horse/Jockey Name	Our Heart Throb
Final Rank	7
Fastest Section Time (Section)	0:08.76 (Overall)
Top Speed [km/h] (Section)	67.5 (600m)
Race State	Finished



RockhamptonProfessional
Race 7: Latter Kennedy BM55 Handicap - 1300m
09 October 2025 - 17:17
Track Rating: Soft 5, Weather: Fine, Rail Position: 0.5 metres Entire Course.



Section	Overall	1200m	1000m	800m	600m	400m	200m						
Section Times	1:16.40 [7] (0:08.76)	1:07.64 [9] (0:11.52)	0:56.12 [9] (0:11.09)	0:45.03 [10] (0:11.18)	0:33.85 [9] (0:10.82)	0:23.03 [7] (0:11.04)	0:11.99 [5] (0:11.99)						
Average Speed [km/h]	41.2	62.2	64.1	64.3	66.8	65.2	59.9						
Top Speed [km/h]	57.8	65.3	65.5	65.3	67.5	66.9	63.5						
Avg. Dist. to Rail [m]	6.6	2.1	2.3	0.9	1.7	1.6	2.4						
Avg. Stride Freq. [Hz]	2.1	2.4	2.4	2.4	2.5	2.5	2.4						
Avg. Stride Length [m]	5.3	6.8	6.9	6.8	7.2	7.3	7.1						





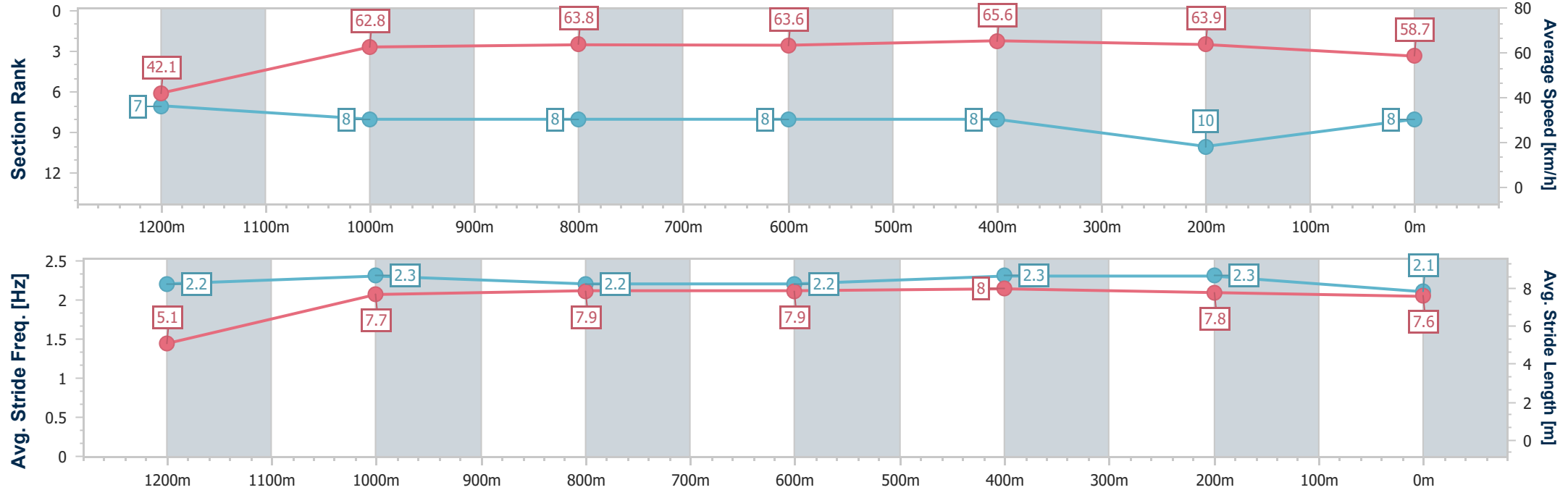
Horse/Jockey Name	Leica Bitu Fun
Final Rank	8
Fastest Section Time (Section)	0:08.53 (Overall)
Top Speed [km/h] (Section)	65.8 (600m)
Race State	Finished



RockhamptonProfessional
Race 7: Latter Kennedy BM55 Handicap - 1300m
09 October 2025 - 17:17
Track Rating: Soft 5, Weather: Fine, Rail Position: 0.5 metres Entire Course.



Section	Overall	1200m	1000m	800m	600m	400m	200m						
Section Times	1:16.93 [8] (0:08.53)	1:08.40 [7] (0:11.46)	0:56.94 [8] (0:11.11)	0:45.83 [8] (0:11.27)	0:34.56 [8] (0:11.01)	0:23.55 [8] (0:11.29)	0:12.26 [10] (0:12.26)						
Average Speed [km/h]	42.1	62.8	63.8	63.6	65.6	63.9	58.7						
Top Speed [km/h]	59.3	65.0	65.3	64.7	65.8	65.7	61.2						
Avg. Dist. to Rail [m]	3.0	3.1	3.0	1.2	4.0	5.7	6.7						
Avg. Stride Freq. [Hz]	2.2	2.3	2.2	2.2	2.3	2.3	2.1						
Avg. Stride Length [m]	5.1	7.7	7.9	7.9	8.0	7.8	7.6						





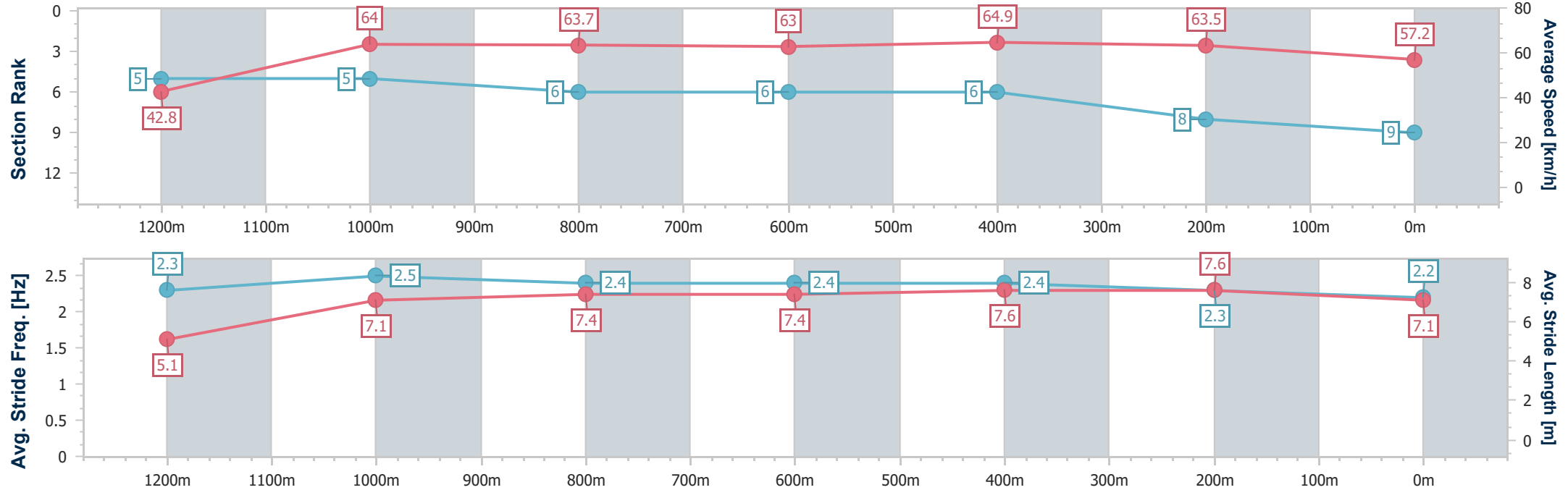
Horse/Jockey Name	Spitzberg
Final Rank	9
Fastest Section Time (Section)	0:08.37 (Overall)
Top Speed [km/h] (Section)	65.6 (600m)
Race State	Finished



RockhamptonProfessional
Race 7: Latter Kennedy BM55 Handicap - 1300m
09 October 2025 - 17:17
Track Rating: Soft 5, Weather: Fine, Rail Position: 0.5 metres Entire Course.



Section	Overall	1200m	1000m	800m	600m	400m	200m						
Section Times	1:17.12 [9] (0:08.37)	1:08.75 [5] (0:11.25)	0:57.50 [5] (0:11.11)	0:46.39 [6] (0:11.36)	0:35.03 [6] (0:11.09)	0:23.94 [6] (0:11.34)	0:12.60 [8] (0:12.60)						
Average Speed [km/h]	42.8	64.0	63.7	63.0	64.9	63.5	57.2						
Top Speed [km/h]	60.3	65.1	64.9	63.9	65.6	65.5	61.6						
Avg. Dist. to Rail [m]	3.7	2.5	2.5	1.0	1.5	3.0	4.2						
Avg. Stride Freq. [Hz]	2.3	2.5	2.4	2.4	2.4	2.3	2.2						
Avg. Stride Length [m]	5.1	7.1	7.4	7.4	7.6	7.6	7.1						





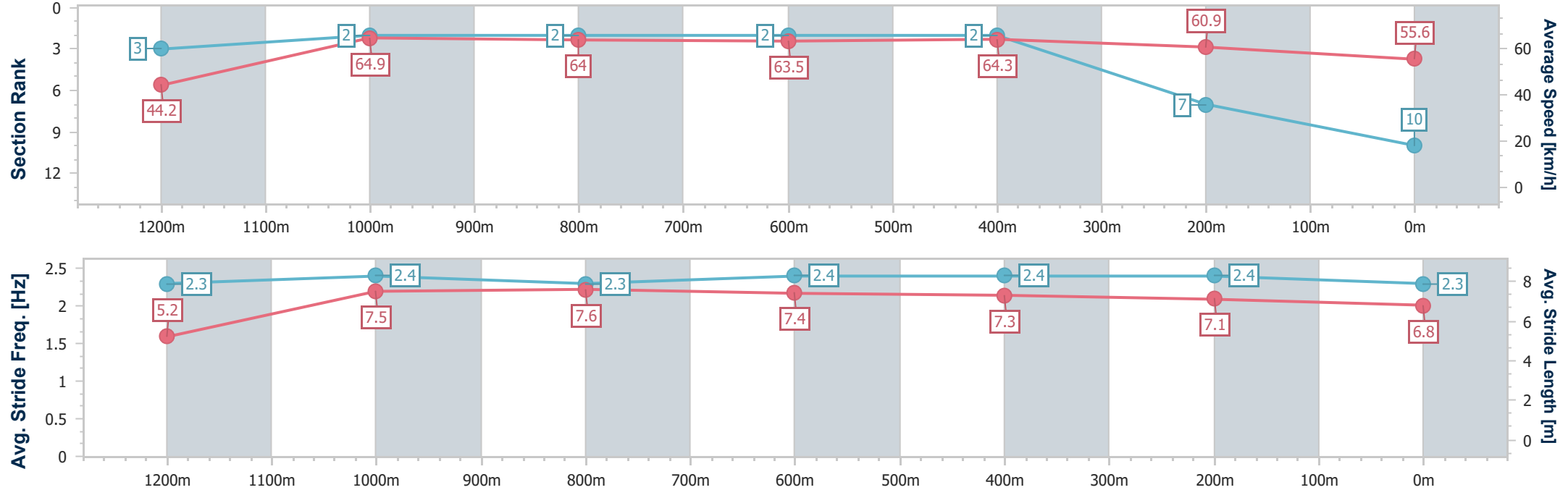
Horse/Jockey Name	Mischief In Dubai
Final Rank	10
Fastest Section Time (Section)	0:08.16 (Overall)
Top Speed [km/h] (Section)	65.1 (1200m)
Race State	Finished



RockhamptonProfessional
Race 7: Latter Kennedy BM55 Handicap - 1300m
09 October 2025 - 17:17
Track Rating: Soft 5, Weather: Fine, Rail Position: 0.5 metres Entire Course.



Section	Overall	1200m	1000m	800m	600m	400m	200m						
Section Times	1:17.48 [10] (0:08.16)	1:09.32 [3] (0:11.09)	0:58.23 [2] (0:11.05)	0:47.18 [2] (0:11.19)	0:35.99 [2] (0:11.22)	0:24.77 [2] (0:11.81)	0:12.96 [7] (0:12.96)						
Average Speed [km/h]	44.2	64.9	64.0	63.5	64.3	60.9	55.6						
Top Speed [km/h]	63.0	65.1	65.0	64.5	64.8	63.8	59.0						
Avg. Dist. to Rail [m]	3.3	2.9	3.1	1.2	0.6	1.2	2.0						
Avg. Stride Freq. [Hz]	2.3	2.4	2.3	2.4	2.4	2.4	2.3						
Avg. Stride Length [m]	5.2	7.5	7.6	7.4	7.3	7.1	6.8						





Horse/Jockey Name	Lovezeladys
Final Rank	11
Fastest Section Time (Section)	0:08.15 (Overall)
Top Speed [km/h] (Section)	65.8 (1000m)
Race State	Finished



RockhamptonProfessional
Race 7: Latter Kennedy BM55 Handicap - 1300m
09 October 2025 - 17:17
Track Rating: Soft 5, Weather: Fine, Rail Position: 0.5 metres Entire Course.



Section	Overall	1200m	1000m	800m	600m	400m	200m						
Section Times	1:18.99 [11] (0:08.15)	1:10.84 [1] (0:11.17)	0:59.67 [3] (0:11.08)	0:48.59 [3] (0:11.61)	0:36.98 [5] (0:11.42)	0:25.56 [9] (0:11.94)	0:13.62 [11] (0:13.62)						
Average Speed [km/h]	44.4	64.5	64.6	62.9	63.1	60.3	52.8						
Top Speed [km/h]	61.6	65.1	65.8	63.8	63.5	63.1	57.9						
Avg. Dist. to Rail [m]	5.6	0.7	1.1	1.7	2.8	3.6	5.0						
Avg. Stride Freq. [Hz]	2.4	2.5	2.5	2.4	2.4	2.3	2.2						
Avg. Stride Length [m]	5.0	7.1	7.2	7.2	7.2	7.1	6.7						

