



Picklebet Park WarwickProfessional  
Race 1: GROSS WHOLESALE MEATS QTIS Three-Year-Old Maiden Plate  
- 1350m

11 October 2025 - 13:22



Track Rating: Good 4, Weather: Fine, Rail Position: True Entire Course.

Section						Overall	1200m	1000m	800m	600m	400m	Last 600m	
Field Times						1:21.35 (0:11.34)	1:10.01 (0:10.91)	0:59.10 (0:11.50)	0:47.60 (0:11.68)	0:35.92 (0:11.50)	0:24.42 (0:11.78)	0:35.92	
Rank	TAB	Horse/Jockey	Barrier	Top Speed [km/h]	Fastest Section								Distance Travelled [m]
1	7	NORTY FORTY	7	67.6	0:10.89	1:21.35 [1]	1:09.98 [2]	0:59.09 [2]	0:47.57 [2]	0:35.82 [2]	0:24.31 [2]	0:35.82	
		Kenji Yoshida		1200m	1200m	(0:11.37)	(0:10.89)	(0:11.52)	(0:11.75)	(0:11.51)	(0:11.67)		
2	2	MISTER MIGHTY	5	67.3	0:10.91	1:21.99 [2]	1:10.65 [1]	0:59.74 [1]	0:48.24 [1]	0:36.56 [1]	0:25.06 [1]	0:36.56	-8
		Les Tilley		1200m	1200m	(0:11.34)	(0:10.91)	(0:11.50)	(0:11.68)	(0:11.50)	(0:11.99)		
3	4	QUARTZOPOLIS	6	66.5	0:11.06	1:22.11 [3]	1:10.47 [5]	0:59.41 [5]	0:47.86 [5]	0:36.09 [5]	0:24.40 [6]	0:36.09	+2
		Ross O'Sullivan		1200m	1200m	(0:11.64)	(0:11.06)	(0:11.55)	(0:11.77)	(0:11.69)	(0:11.78)		
4	5	SPIRITOFTHEWORLD	1	66.8	0:10.98	1:22.77 [4]	1:11.24 [4]	1:00.26 [3]	0:48.70 [4]	0:36.93 [3]	0:25.29 [4]	0:36.93	-5
		Reece O'Connell		1200m	1200m	(0:11.53)	(0:10.98)	(0:11.56)	(0:11.77)	(0:11.64)	(0:11.93)		
5	6	LIGHTNING DRONE	3	66.9	0:11.10	1:23.02 [5]	1:11.57 [3]	1:00.47 [4]	0:48.96 [3]	0:37.13 [4]	0:25.55 [3]	0:37.13	-2
		Nozi Tomizawa		1200m	1200m	(0:11.45)	(0:11.10)	(0:11.51)	(0:11.83)	(0:11.58)	(0:12.03)		
6	1	MISHANI COMRADE	2	66.0	0:11.04	1:23.21 [6]	1:11.44 [6]	1:00.40 [6]	0:48.84 [6]	0:37.13 [6]	0:25.58 [5]	0:37.13	-3
		Scott Sheargold		1200m	1200m	(0:11.77)	(0:11.04)	(0:11.56)	(0:11.71)	(0:11.55)	(0:12.10)		
7	3	PRINCE COPERNICUS	4	65.2	0:11.26	1:24.60 [7]	1:12.72 [7]	1:01.46 [7]	0:49.93 [7]	0:38.16 [7]	0:26.45 [7]	0:38.16	-7
		Jackson Murphy		1200m	1200m	(0:11.88)	(0:11.26)	(0:11.53)	(0:11.77)	(0:11.71)	(0:12.44)		



Picklebet Park WarwickProfessional  
Race 1: GROSS WHOLESALE MEATS QTIS Three-Year-Old Maiden Plate  
- 1350m  
11 October 2025 - 13:22



Track Rating: Good 4, Weather: Fine, Rail Position: True Entire Course.

Section		200m					Last 600m		
Field Times		0:12.64 (0:12.64)					0:35.92		
Rank	TAB	Horse/Jockey	Barrier	Top Speed [km/h]	Fastest Section	Margin		Distance Travelled [m]	
1	7	NORTY FORTY	7	67.6	0:10.89	0:12.64 [1]	1:21.35	0:35.82	
		Kenji Yoshida		1200m	1200m	(0:12.64)			
2	2	MISTER MIGHTY	5	67.3	0:10.91	0:13.07 [2]	3.72L	0:36.56 -8	
		Les Tilley		1200m	1200m	(0:13.07)			
3	4	QUARTZOPOLIS	6	66.5	0:11.06	0:12.62 [4]	4.48L	0:36.09 +2	
		Ross O'Sullivan		1200m	1200m	(0:12.62)			
4	5	SPIRITOTHEWORLD	1	66.8	0:10.98	0:13.36 [3]	8.32L	0:36.93 -5	
		Reece O'Connell		1200m	1200m	(0:13.36)			
5	6	LIGHTNING DRONE	3	66.9	0:11.10	0:13.52 [5]	9.81L	0:37.13 -2	
		Nozi Tomizawa		1200m	1200m	(0:13.52)			
6	1	MISHANI COMRADE	2	66.0	0:11.04	0:13.48 [6]	10.93L	0:37.13 -3	
		Scott Sheargold		1200m	1200m	(0:13.48)			
7	3	PRINCE COPERNICUS	4	65.2	0:11.26	0:14.01 [7]	19.1L	0:38.16 -7	
		Jackson Murphy		1200m	1200m	(0:14.01)			



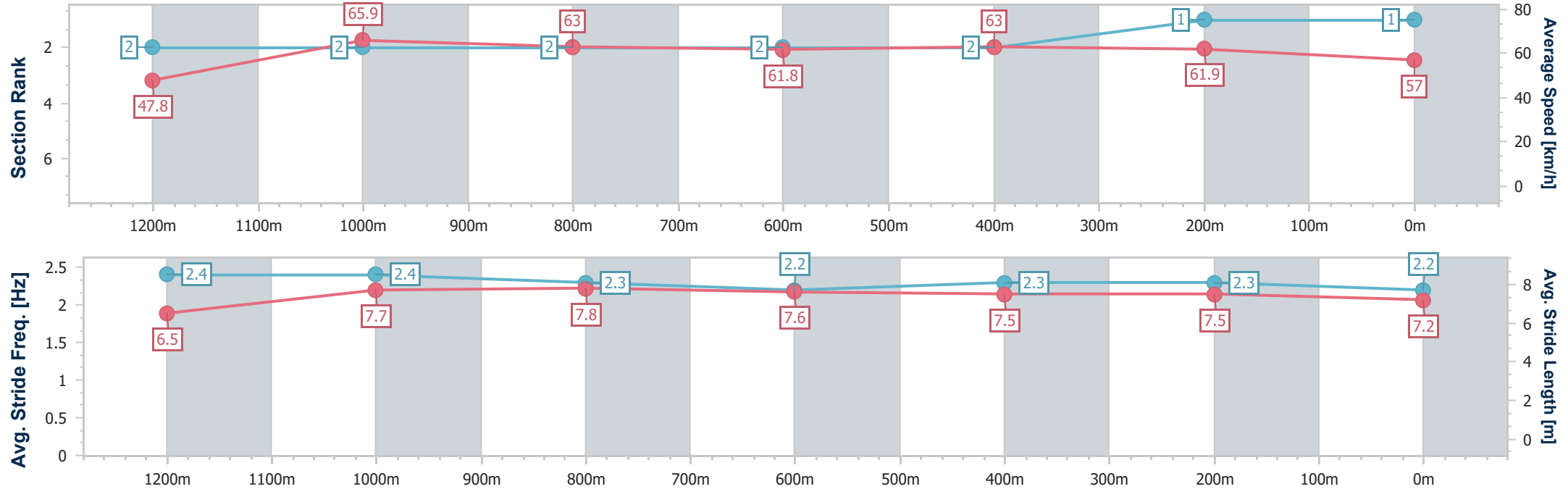
Horse/Jockey Name	Norty Forty
Final Rank	1
Fastest Section Time (Section)	0:10.89 (1200m)
Top Speed [km/h] (Section)	67.6 (1200m)
Race State	Finished



Picklebet Park WarwickProfessional  
Race 1: GROSS WHOLESALE MEATS QTIS Three-Year-Old  
Maiden Plate - 1350m  
11 October 2025 - 13:22  
Track Rating: Good 4, Weather: Fine, Rail Position: True Entire  
Course.



Section	Overall	1200m	1000m	800m	600m	400m	200m						
Section Times	1:21.35 [1] (0:11.37)	1:09.98 [2] (0:10.89)	0:59.09 [2] (0:11.52)	0:47.57 [2] (0:11.75)	0:35.82 [2] (0:11.51)	0:24.31 [2] (0:11.67)	0:12.64 [1] (0:12.64)						
Average Speed [km/h]	47.8	65.9	63.0	61.8	63.0	61.9	57.0						
Top Speed [km/h]	67.2	67.6	64.5	62.2	63.6	63.4	60.6						
Avg. Dist. to Rail [m]	7.7	2.8	1.8	1.7	1.7	2.3	2.1						
Avg. Stride Freq. [Hz]	2.4	2.4	2.3	2.2	2.3	2.3	2.2						
Avg. Stride Length [m]	6.5	7.7	7.8	7.6	7.5	7.5	7.2						





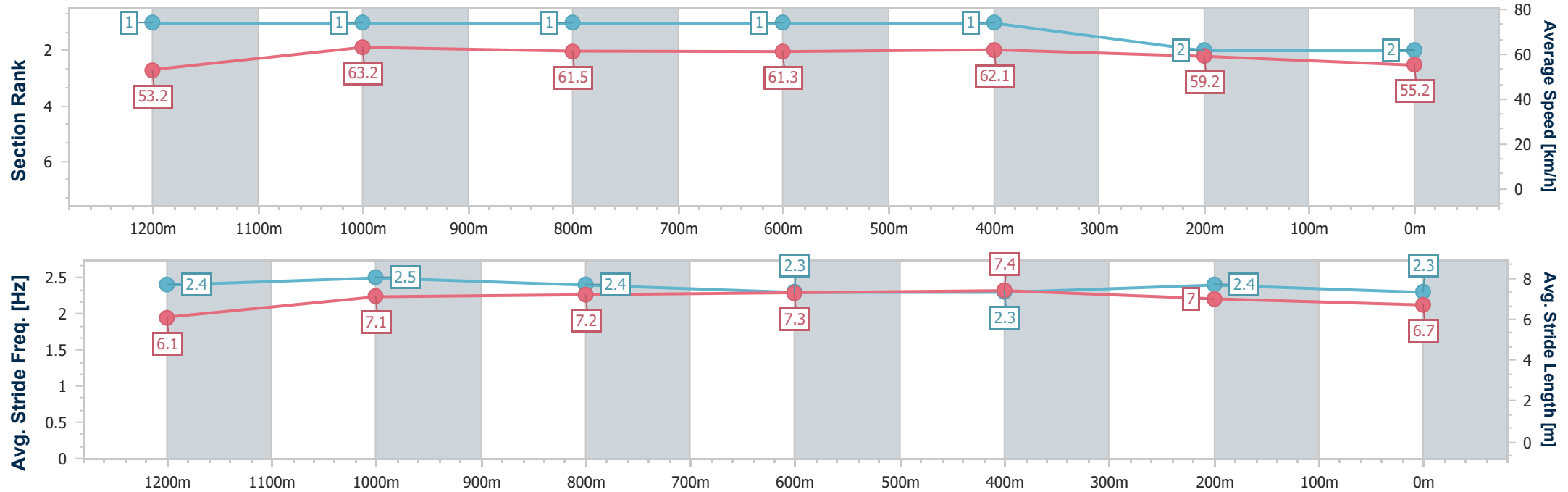
Horse/Jockey Name	Mister Mighty
Final Rank	2
Fastest Section Time (Section)	0:10.91 (1200m)
Top Speed [km/h] (Section)	67.3 (1200m)
Race State	Finished



Picklebet Park WarwickProfessional  
Race 1: GROSS WHOLESALE MEATS QTIS Three-Year-Old  
Maiden Plate - 1350m  
11 October 2025 - 13:22  
Track Rating: Good 4, Weather: Fine, Rail Position: True Entire  
Course.



Section	Overall	1200m	1000m	800m	600m	400m	200m						
Section Times	1:21.99 [2] (0:11.34)	1:10.65 [1] (0:10.91)	0:59.74 [1] (0:11.50)	0:48.24 [1] (0:11.68)	0:36.56 [1] (0:11.50)	0:25.06 [1] (0:11.99)	0:13.07 [2] (0:13.07)						
Average Speed [km/h]	53.2	63.2	61.5	61.3	62.1	59.2	55.2						
Top Speed [km/h]	55.8	67.3	66.7	63.2	63.4	63.5	60.4						
Avg. Dist. to Rail [m]	5.8	0.7	0.2	0.4	0.3	1.7	2.7						
Avg. Stride Freq. [Hz]	2.4	2.5	2.4	2.3	2.3	2.4	2.3						
Avg. Stride Length [m]	6.1	7.1	7.2	7.3	7.4	7.0	6.7						





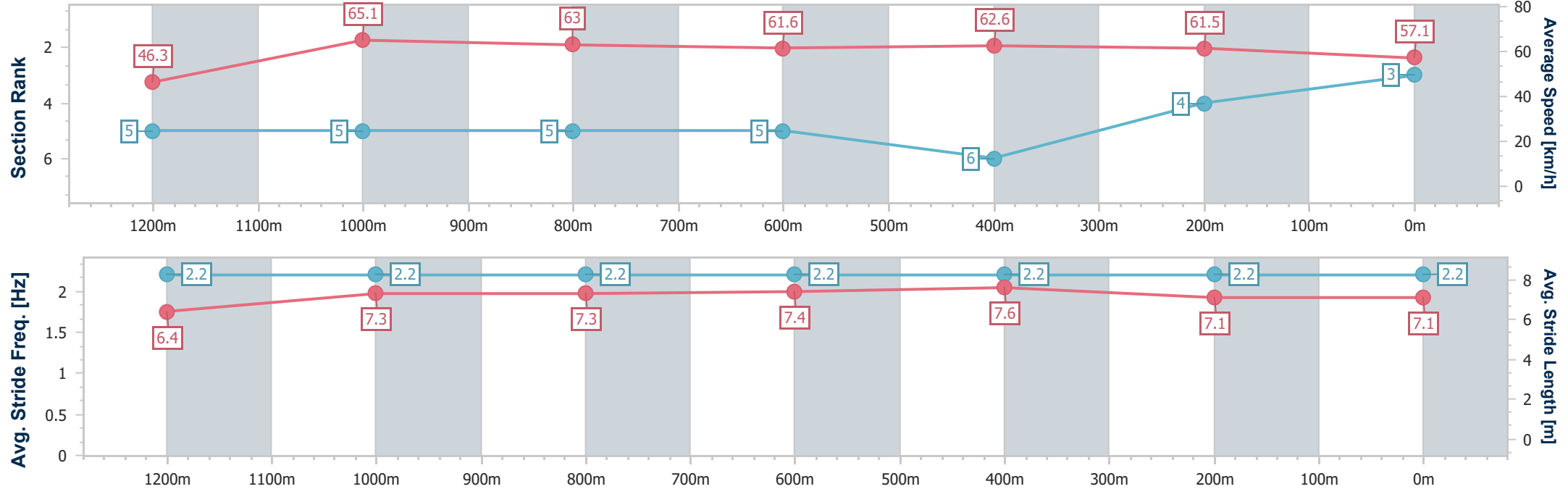
Horse/Jockey Name	Quartzopolis
Final Rank	3
Fastest Section Time (Section)	0:11.06 (1200m)
Top Speed [km/h] (Section)	66.5 (1200m)
Race State	Finished



Picklebet Park WarwickProfessional  
Race 1: GROSS WHOLESALE MEATS QTIS Three-Year-Old  
Maiden Plate - 1350m  
11 October 2025 - 13:22  
Track Rating: Good 4, Weather: Fine, Rail Position: True Entire  
Course.



Section	Overall	1200m	1000m	800m	600m	400m	200m						
Section Times	1:22.11 [3] (0:11.64)	1:10.47 [5] (0:11.06)	0:59.41 [5] (0:11.55)	0:47.86 [5] (0:11.77)	0:36.09 [5] (0:11.69)	0:24.40 [6] (0:11.78)	0:12.62 [4] (0:12.62)						
Average Speed [km/h]	46.3	65.1	63.0	61.6	62.6	61.5	57.1						
Top Speed [km/h]	65.6	66.5	63.9	62.1	63.6	63.3	59.7						
Avg. Dist. to Rail [m]	6.9	2.6	2.2	2.3	2.9	4.1	5.3						
Avg. Stride Freq. [Hz]	2.2	2.2	2.2	2.2	2.2	2.2	2.2						
Avg. Stride Length [m]	6.4	7.3	7.3	7.4	7.6	7.1	7.1						



[ ] Ranking at each section and finish  
-.-.- No data available at this section  
NA No data available



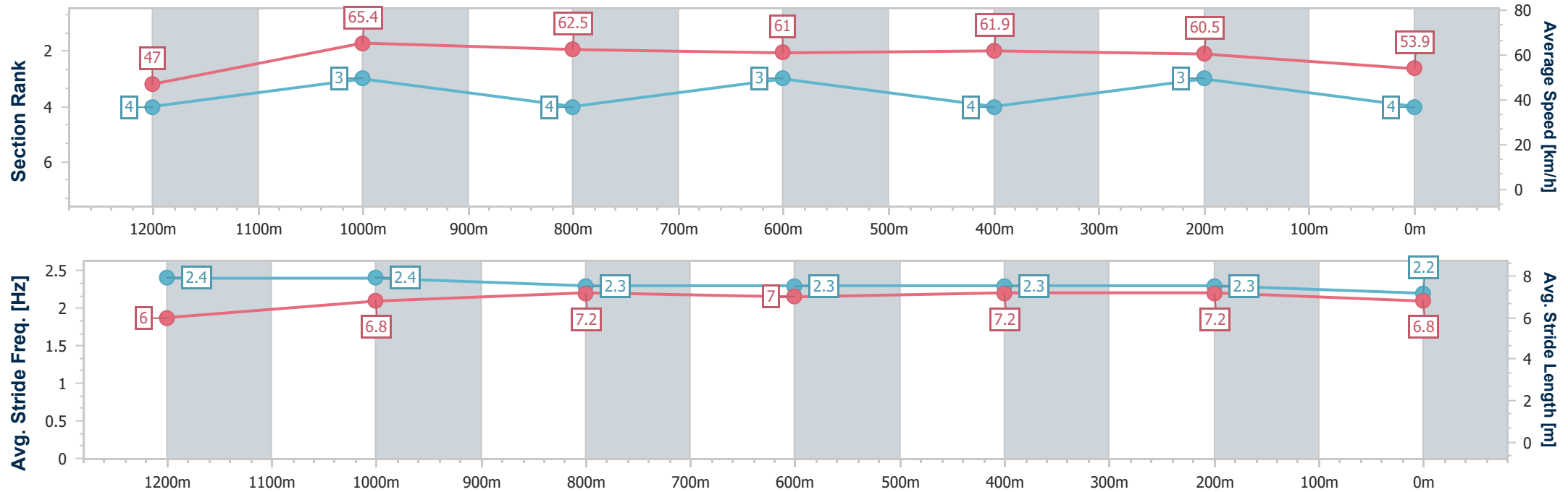
Horse/Jockey Name	Spiritoftheworld
Final Rank	4
Fastest Section Time (Section)	0:10.98 (1200m)
Top Speed [km/h] (Section)	66.8 (1200m)
Race State	Finished



Picklebet Park WarwickProfessional  
Race 1: GROSS WHOLESALE MEATS QTIS Three-Year-Old  
Maiden Plate - 1350m  
11 October 2025 - 13:22  
Track Rating: Good 4, Weather: Fine, Rail Position: True Entire  
Course.



Section	Overall	1200m	1000m	800m	600m	400m	200m						
Section Times	1:22.77 [4] (0:11.53)	1:11.24 [4] (0:10.98)	1:00.26 [3] (0:11.56)	0:48.70 [4] (0:11.77)	0:36.93 [3] (0:11.64)	0:25.29 [4] (0:11.93)	0:13.36 [3] (0:13.36)						
Average Speed [km/h]	47.0	65.4	62.5	61.0	61.9	60.5	53.9						
Top Speed [km/h]	65.2	66.8	63.8	61.6	62.8	62.1	57.8						
Avg. Dist. to Rail [m]	2.1	0.3	0.3	0.2	0.3	1.2	1.6						
Avg. Stride Freq. [Hz]	2.4	2.4	2.3	2.3	2.3	2.3	2.2						
Avg. Stride Length [m]	6.0	6.8	7.2	7.0	7.2	7.2	6.8						



[ ] Ranking at each section and finish  
-.-.- No data available at this section  
NA No data available



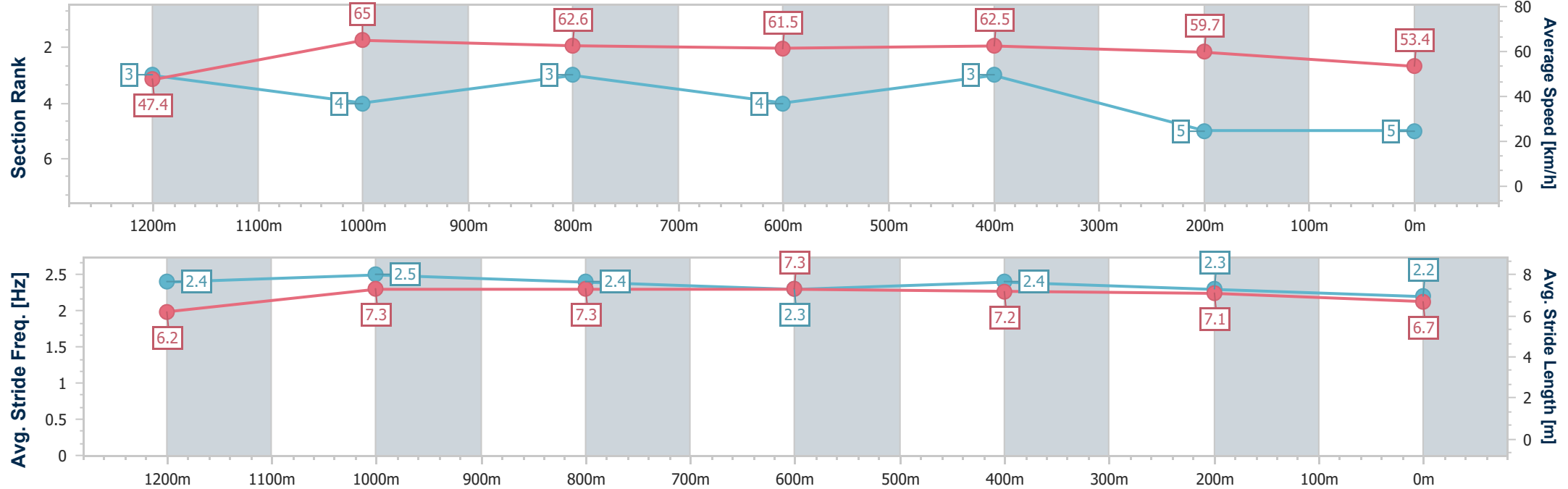
Horse/Jockey Name	Lightning Drone
Final Rank	5
Fastest Section Time (Section)	0:11.10 (1200m)
Top Speed [km/h] (Section)	66.9 (1200m)
Race State	Finished



Picklebet Park WarwickProfessional  
Race 1: GROSS WHOLESALE MEATS QTIS Three-Year-Old  
Maiden Plate - 1350m  
11 October 2025 - 13:22  
Track Rating: Good 4, Weather: Fine, Rail Position: True Entire  
Course.



Section	Overall	1200m	1000m	800m	600m	400m	200m						
Section Times	1:23.02 [5] (0:11.45)	1:11.57 [3] (0:11.10)	1:00.47 [4] (0:11.51)	0:48.96 [3] (0:11.83)	0:37.13 [4] (0:11.58)	0:25.55 [3] (0:12.03)	0:13.52 [5] (0:13.52)						
Average Speed [km/h]	47.4	65.0	62.6	61.5	62.5	59.7	53.4						
Top Speed [km/h]	64.9	66.9	64.9	62.2	64.4	62.2	57.5						
Avg. Dist. to Rail [m]	3.7	1.8	1.5	1.7	1.1	1.0	3.2						
Avg. Stride Freq. [Hz]	2.4	2.5	2.4	2.3	2.4	2.3	2.2						
Avg. Stride Length [m]	6.2	7.3	7.3	7.3	7.2	7.1	6.7						



- [ ] Ranking at each section and finish
- .-.- No data available at this section
- NA No data available



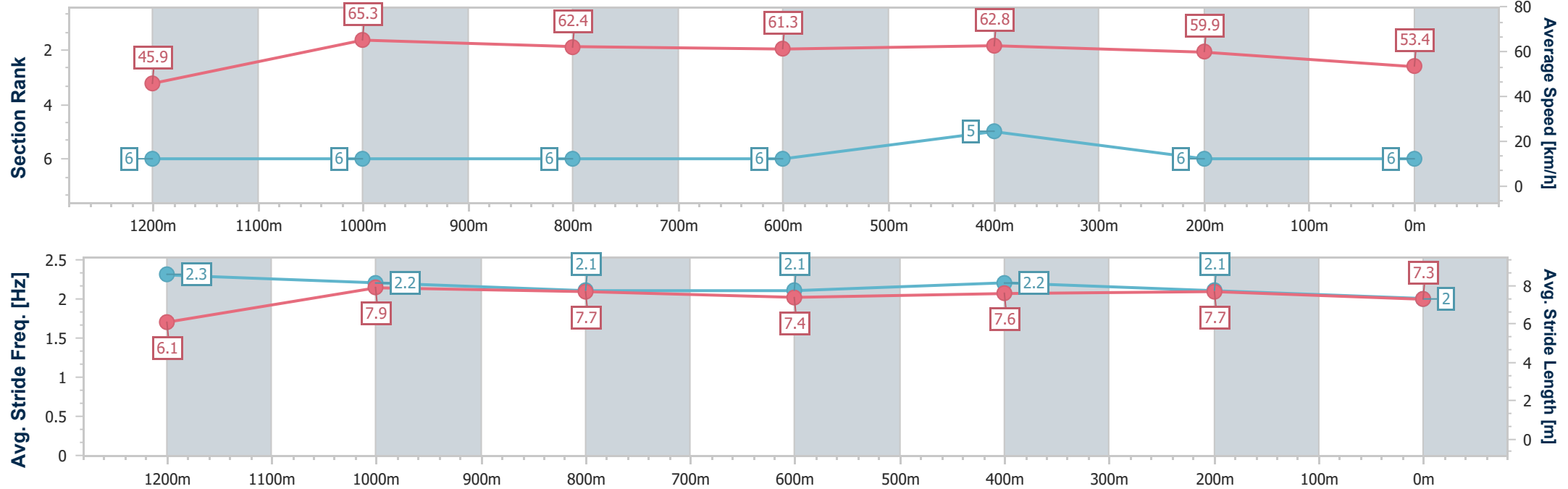
Horse/Jockey Name	Mishani Comrade
Final Rank	6
Fastest Section Time (Section)	0:11.04 (1200m)
Top Speed [km/h] (Section)	66.0 (1200m)
Race State	Finished



Picklebet Park WarwickProfessional  
Race 1: GROSS WHOLESALE MEATS QTIS Three-Year-Old  
Maiden Plate - 1350m  
11 October 2025 - 13:22  
Track Rating: Good 4, Weather: Fine, Rail Position: True Entire  
Course.



Section	Overall	1200m	1000m	800m	600m	400m	200m						
Section Times	1:23.21 [6] (0:11.77)	1:11.44 [6] (0:11.04)	1:00.40 [6] (0:11.56)	0:48.84 [6] (0:11.71)	0:37.13 [6] (0:11.55)	0:25.58 [5] (0:12.10)	0:13.48 [6] (0:13.48)						
Average Speed [km/h]	45.9	65.3	62.4	61.3	62.8	59.9	53.4						
Top Speed [km/h]	65.6	66.0	64.2	62.2	63.4	62.2	55.9						
Avg. Dist. to Rail [m]	2.7	0.6	0.5	0.2	1.2	2.2	2.4						
Avg. Stride Freq. [Hz]	2.3	2.2	2.1	2.1	2.2	2.1	2.0						
Avg. Stride Length [m]	6.1	7.9	7.7	7.4	7.6	7.7	7.3						



[ ] Ranking at each section and finish  
-.-.- No data available at this section  
NA No data available





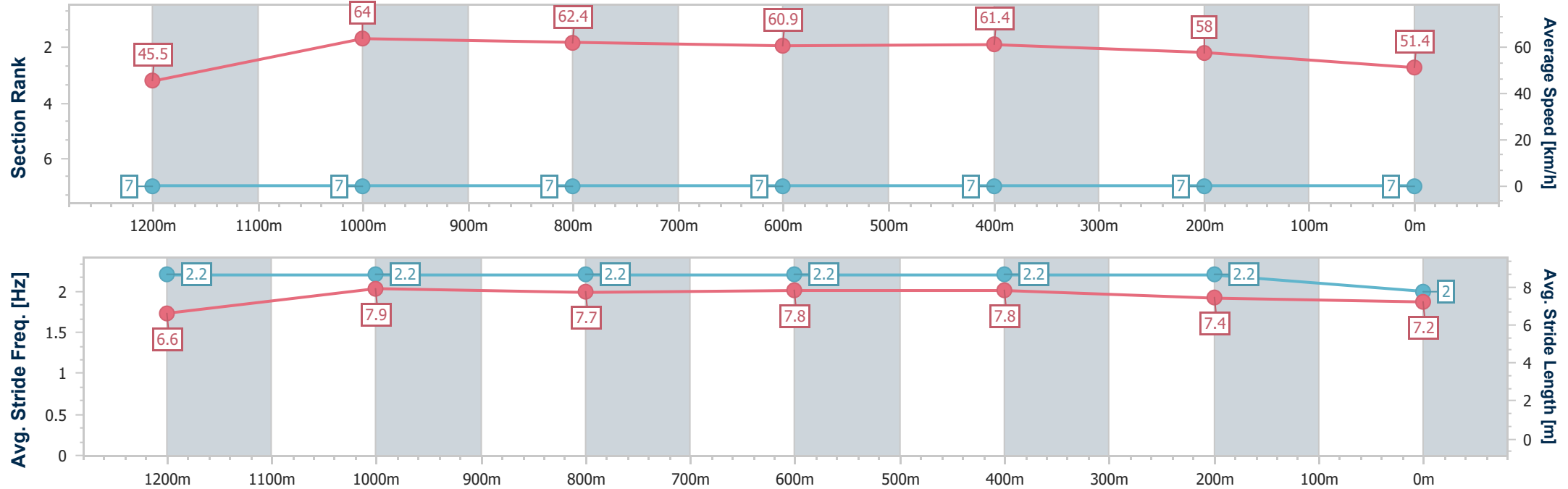
Horse/Jockey Name	Prince Copernicus
Final Rank	7
Fastest Section Time (Section)	0:11.26 (1200m)
Top Speed [km/h] (Section)	65.2 (1200m)
Race State	Finished



Picklebet Park WarwickProfessional  
Race 1: GROSS WHOLESALE MEATS QTIS Three-Year-Old  
Maiden Plate - 1350m  
11 October 2025 - 13:22  
Track Rating: Good 4, Weather: Fine, Rail Position: True Entire  
Course.



Section	Overall	1200m	1000m	800m	600m	400m	200m						
Section Times	1:24.60 [7] (0:11.88)	1:12.72 [7] (0:11.26)	1:01.46 [7] (0:11.53)	0:49.93 [7] (0:11.77)	0:38.16 [7] (0:11.71)	0:26.45 [7] (0:12.44)	0:14.01 [7] (0:14.01)						
Average Speed [km/h]	45.5	64.0	62.4	60.9	61.4	58.0	51.4						
Top Speed [km/h]	64.5	65.2	63.7	61.9	62.0	61.6	54.2						
Avg. Dist. to Rail [m]	4.0	1.1	0.7	0.6	0.3	1.7	4.0						
Avg. Stride Freq. [Hz]	2.2	2.2	2.2	2.2	2.2	2.2	2.0						
Avg. Stride Length [m]	6.6	7.9	7.7	7.8	7.8	7.4	7.2						





Picklebet Park WarwickProfessional  
Race 2: WARWICK VET CLINIC Maiden Plate - 1350m  
11 October 2025 - 13:59



Track Rating: Good 4, Weather: Fine, Rail Position: True Entire Course.

Section		Overall				1200m	1000m	800m	600m	400m	Last 600m	
Field Times		1:21.00				1:09.75	0:59.28	0:48.30	0:36.74	0:24.94	0:00.00	
		(0:11.25)				(0:10.47)	(0:10.98)	(0:11.56)	(0:11.80)	(0:12.22)		
Rank	TAB	Horse/Jockey	Barrier	Top Speed [km/h]	Fastest Section							Distance Travelled [m]
1	10	ELLTITUDE	11	68.0	0:10.82	1:21.00 [1]	1:09.49 [5]	0:58.67 [6]	0:47.41 [6]	0:35.68 [6]	0:23.96 [5]	0:35.68
		Reece O'Connell		1200m	1200m	(0:11.51)	(0:10.82)	(0:11.26)	(0:11.73)	(0:11.72)	(0:11.74)	
2	9	CHAMPAGNE TOWER	4	67.9	0:10.72	1:21.16 [2]	1:09.57 [6]	0:58.85 [5]	0:47.62 [5]	0:35.94 [5]	0:24.23 [4]	0:35.94 -7
		Kenji Yoshida		1000m	1200m	(0:11.59)	(0:10.72)	(0:11.23)	(0:11.68)	(0:11.71)	(0:11.89)	
3	1	BATE	7	69.1	0:10.63	1:21.26 [3]	1:09.84 [3]	0:59.21 [3]	0:47.97 [3]	0:36.32 [3]	0:24.60 [3]	0:36.32 -1
		Jake Molloy		1200m	1200m	(0:11.42)	(0:10.63)	(0:11.24)	(0:11.65)	(0:11.72)	(0:12.08)	
4	4	LUCKY ARTIE	6	70.3	0:10.45	1:21.26 [4]	1:09.99 [2]	0:59.54 [1]	0:48.56 [1]	0:37.00 [1]	0:25.20 [1]	0:37.00 -9
		Sean Cormack		1200m	1200m	(0:11.27)	(0:10.45)	(0:10.98)	(0:11.56)	(0:11.80)	(0:12.22)	
5	3	JEDIAH	2	67.4	0:10.86	1:21.59 [5]	1:09.58 [10]	0:58.72 [10]	0:47.54 [9]	0:35.78 [9]	0:24.07 [9]	0:35.78 -4
		Paul Hamblin		1200m	1200m	(0:12.01)	(0:10.86)	(0:11.18)	(0:11.76)	(0:11.71)	(0:11.87)	
6	15	LECAN	9	67.4	0:10.76	1:21.68 [6]	1:10.24 [4]	0:59.48 [4]	0:48.25 [4]	0:36.50 [4]	0:24.56 [6]	0:36.50 -4
		Nathan Fazackerley		1200m	1200m	(0:11.44)	(0:10.76)	(0:11.23)	(0:11.75)	(0:11.94)	(0:12.07)	
7	13	MONAROMA	17	67.1	0:10.88	1:21.92 [7]	1:10.19 [7]	0:59.31 [8]	0:48.05 [7]	0:36.33 [8]	0:24.54 [8]	0:36.33 -2
		Jackson Murphy		1200m	1200m	(0:11.73)	(0:10.88)	(0:11.26)	(0:11.72)	(0:11.79)	(0:11.97)	
8	5	OHH ERROL	13	67.9	0:10.84	1:21.93 [8]	1:10.19 [8]	0:59.35 [7]	0:48.05 [8]	0:36.39 [7]	0:24.70 [7]	0:36.39 -9
		Jordan Mallyon		1200m	1200m	(0:11.74)	(0:10.84)	(0:11.30)	(0:11.66)	(0:11.69)	(0:11.95)	
9	11	FOR THE BRAVE	10	68.9	0:10.53	1:22.06 [9]	1:10.81 [1]	1:00.28 [2]	0:49.17 [2]	0:37.58 [2]	0:25.89 [2]	0:37.58 -8
		Les Tilley		1200m	1200m	(0:11.25)	(0:10.53)	(0:11.11)	(0:11.59)	(0:11.69)	(0:12.22)	
10	16	SUBTLE HINTS	3	67.0	0:10.96	1:23.24 [10]	1:11.07 [11]	1:00.11 [11]	0:48.86 [11]	0:36.82 [11]	0:24.97 [11]	0:36.82 +0
		Paige Fergusson-Smith		1000m	1200m	(0:12.17)	(0:10.96)	(0:11.25)	(0:12.04)	(0:11.85)	(0:12.10)	

Scratched: Relatives (#14), Enidzel (#2), What Did You Say (#8)



Picklebet Park WarwickProfessional  
Race 2: WARWICK VET CLINIC Maiden Plate - 1350m  
11 October 2025 - 13:59



Track Rating: Good 4, Weather: Fine, Rail Position: True Entire Course.

Section						Overall	1200m	1000m	800m	600m	400m	Last 600m	
Field Times						1:21.00 (0:11.25)	1:09.75 (0:10.47)	0:59.28 (0:10.98)	0:48.30 (0:11.56)	0:36.74 (0:11.80)	0:24.94 (0:12.22)	0:00.00	
Rank	TAB	Horse/Jockey	Barrier	Top Speed [km/h]	Fastest Section								Distance Travelled [m]
11	17	O'REILLY'S SHOUT	1	66.5	0:11.00	1:23.28 [11]	1:11.44 [9]	1:00.44 [9]	0:49.13 [10]	0:37.35 [10]	0:25.57 [10]	0:37.35	-9
		Scott Sheargold		1200m	1200m	(0:11.84)	(0:11.00)	(0:11.31)	(0:11.78)	(0:11.78)	(0:12.32)		
12	12	IMAGINA	5	Data was not able to be tracked for this horse		-:-:-	-:-:-	-:-:-	-:-:-	-:-:-	-:-:-	-:-:-	-----
		Robbie Downey											
13	6	SMART MOUTH	16	Data was not able to be tracked for this horse		-:-:-	-:-:-	-:-:-	-:-:-	-:-:-	-:-:-	-:-:-	-----
		Montanna Savva											
14	7	UNNECESSARY EVIL	14	63.6	0:11.63	1:29.78 [14]	1:17.18 [12]	1:05.55 [12]	0:53.42 [12]	0:40.82 [12]	0:27.70 [12]	0:40.82	-7
		Bailie Baker		1200m	1200m	(0:12.60)	(0:11.63)	(0:12.13)	(0:12.60)	(0:13.12)	(0:13.19)		

Scratched: Relatives (#14), Enidzel (#2), What Did You Say (#8)



Picklebet Park WarwickProfessional  
Race 2: WARWICK VET CLINIC Maiden Plate - 1350m  
11 October 2025 - 13:59



Track Rating: Good 4, Weather: Fine, Rail Position: True Entire Course.

Section Field Times				200m 0:12.72 (0:12.72)		Last 600m 0:00.00			
Rank	TAB	Horse/Jockey	Barrier	Top Speed [km/h]	Fastest Section	Margin			Distance Travelled [m]
1	10	ELLTITUDE	11	68.0	0:10.82	0:12.22 [4]	1:21.00		0:35.68
		Reece O'Connell		1200m	1200m	(0:12.22)			
2	9	CHAMPAGNE TOWER	4	67.9	0:10.72	0:12.34 [5]	0.93L		0:35.94 -7
		Kenji Yoshida		1000m	1200m	(0:12.34)			
3	1	BATE	7	69.1	0:10.63	0:12.52 [3]	1.52L		0:36.32 -1
		Jake Molloy		1200m	1200m	(0:12.52)			
4	4	LUCKY ARTIE	6	70.3	0:10.45	0:12.98 [1]	1.54L		0:37.00 -9
		Sean Cormack		1200m	1200m	(0:12.98)			
5	3	JEDIAH	2	67.4	0:10.86	0:12.20 [9]	3.46L		0:35.78 -4
		Paul Hamblin		1200m	1200m	(0:12.20)			
6	15	LECAN	9	67.4	0:10.76	0:12.49 [7]	4L		0:36.50 -4
		Nathan Fazackerley		1200m	1200m	(0:12.49)			
7	13	MONAROMA	17	67.1	0:10.88	0:12.57 [8]	5.39L		0:36.33 -2
		Jackson Murphy		1200m	1200m	(0:12.57)			
8	5	OHH ERROL	13	67.9	0:10.84	0:12.75 [6]	5.44L		0:36.39 -9
		Jordan Mallyon		1200m	1200m	(0:12.75)			
9	11	FOR THE BRAVE	10	68.9	0:10.53	0:13.67 [2]	6.22L		0:37.58 -8
		Les Tilley		1200m	1200m	(0:13.67)			
10	16	SUBTLE HINTS	3	67.0	0:10.96	0:12.87 [11]	13.2L		0:36.82 +0
		Paige Fergusson-Smith		1000m	1200m	(0:12.87)			

Scratched: Relatives (#14), Enidzel (#2), What Did You Say (#8)

[ ] Ranking at each section and finish  
-:-:- No data available at this section  
NA No data available

SCN Saddle cloth number  
DNF Did not finish  
DNT Did not track



Picklebet Park Warwick Professional  
Race 2: WARWICK VET CLINIC Maiden Plate - 1350m  
11 October 2025 - 13:59



Track Rating: Good 4, Weather: Fine, Rail Position: True Entire Course.

Section Field Times				200m 0:12.72 (0:12.72)				Last 600m 0:00.00	
Rank	TAB	Horse/Jockey	Barrier	Top Speed [km/h]	Fastest Section	Margin	Margin	Distance Travelled [m]	
11	17	O'REILLY'S SHOUT	1	66.5	0:11.00	0:13.25 [10]	13.43L	0:37.35	-9
		Scott Sheargold		1200m	1200m	(0:13.25)			
12	12	IMAGINA	5	Data was not able to be tracked for this horse		-:--:--	14.67L	-:--:--	----.-
		Robbie Downey							
13	6	SMART MOUTH	16	Data was not able to be tracked for this horse		-:--:--	25.34L	-:--:--	----.-
		Montanna Savva							
14	7	UNNECESSARY EVIL	14	63.6	0:11.63	0:14.51 [12]	51.64L	0:40.82	-7
		Bailie Baker		1200m	1200m	(0:14.51)			

Scratched: Relatives (#14), Enidzel (#2), What Did You Say (#8)



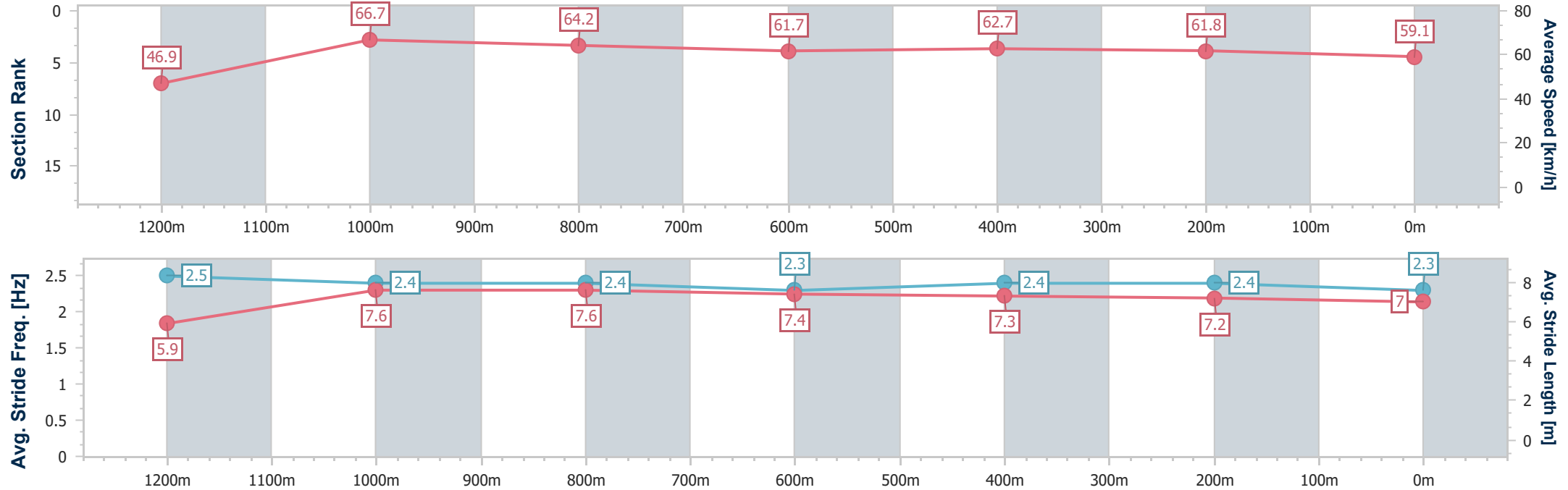
Horse/Jockey Name	Ellitude
Final Rank	1
Fastest Section Time (Section)	0:10.82 (1200m)
Top Speed [km/h] (Section)	68.0 (1200m)
Race State	Finished



Picklebet Park WarwickProfessional  
Race 2: WARWICK VET CLINIC Maiden Plate - 1350m  
11 October 2025 - 13:59  
Track Rating: Good 4, Weather: Fine, Rail Position: True Entire Course.



Section	Overall	1200m	1000m	800m	600m	400m	200m						
Section Times	1:21.00 [1] (0:11.51)	1:09.49 [5] (0:10.82)	0:58.67 [6] (0:11.26)	0:47.41 [6] (0:11.73)	0:35.68 [6] (0:11.72)	0:23.96 [5] (0:11.74)	0:12.22 [4] (0:12.22)						
Average Speed [km/h]	46.9	66.7	64.2	61.7	62.7	61.8	59.1						
Top Speed [km/h]	65.0	68.0	67.6	63.5	63.4	63.5	61.1						
Avg. Dist. to Rail [m]	7.2	2.0	1.4	1.6	3.4	5.4	7.3						
Avg. Stride Freq. [Hz]	2.5	2.4	2.4	2.3	2.4	2.4	2.3						
Avg. Stride Length [m]	5.9	7.6	7.6	7.4	7.3	7.2	7.0						





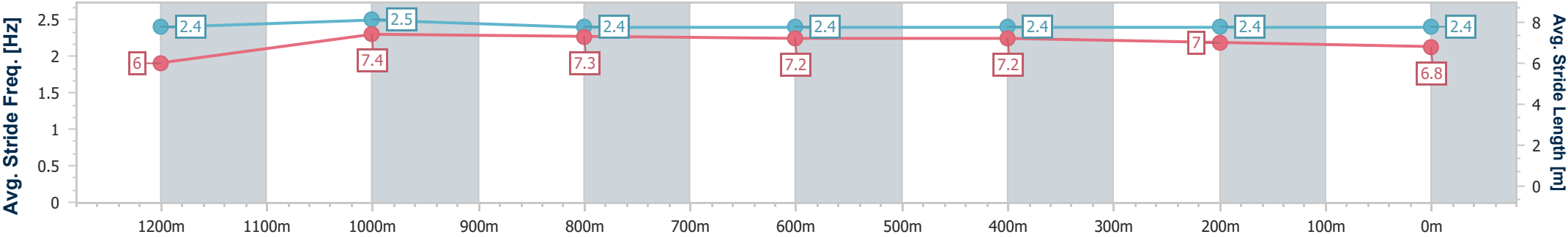
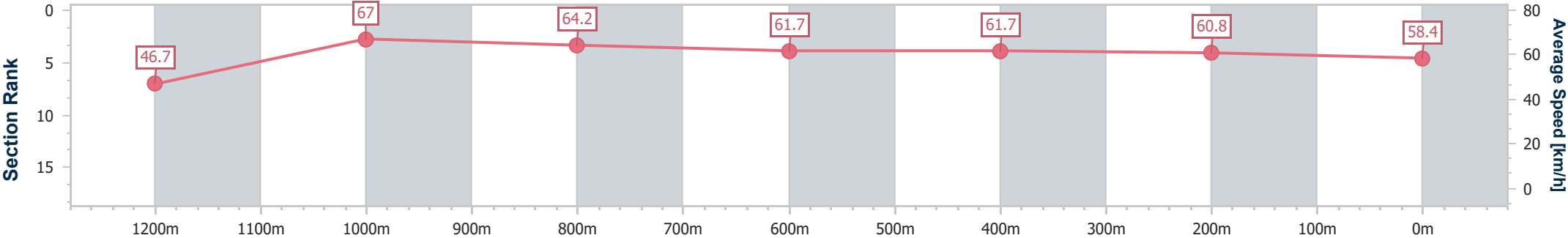
Horse/Jockey Name	Champagne Tower
Final Rank	2
Fastest Section Time (Section)	0:10.72 (1200m)
Top Speed [km/h] (Section)	67.9 (1000m)
Race State	Finished



Picklebet Park WarwickProfessional  
Race 2: WARWICK VET CLINIC Maiden Plate - 1350m  
11 October 2025 - 13:59  
Track Rating: Good 4, Weather: Fine, Rail Position: True Entire Course.



Section	Overall	1200m	1000m	800m	600m	400m	200m						
Section Times	1:21.16 [2] (0:11.59)	1:09.57 [6] (0:10.72)	0:58.85 [5] (0:11.23)	0:47.62 [5] (0:11.68)	0:35.94 [5] (0:11.71)	0:24.23 [4] (0:11.89)	0:12.34 [5] (0:12.34)						
Average Speed [km/h]	46.7	67.0	64.2	61.7	61.7	60.8	58.4						
Top Speed [km/h]	65.8	67.8	67.9	62.8	62.8	62.3	60.3						
Avg. Dist. to Rail [m]	2.7	0.1	0.3	0.8	0.7	2.2	4.7						
Avg. Stride Freq. [Hz]	2.4	2.5	2.4	2.4	2.4	2.4	2.4						
Avg. Stride Length [m]	6.0	7.4	7.3	7.2	7.2	7.0	6.8						





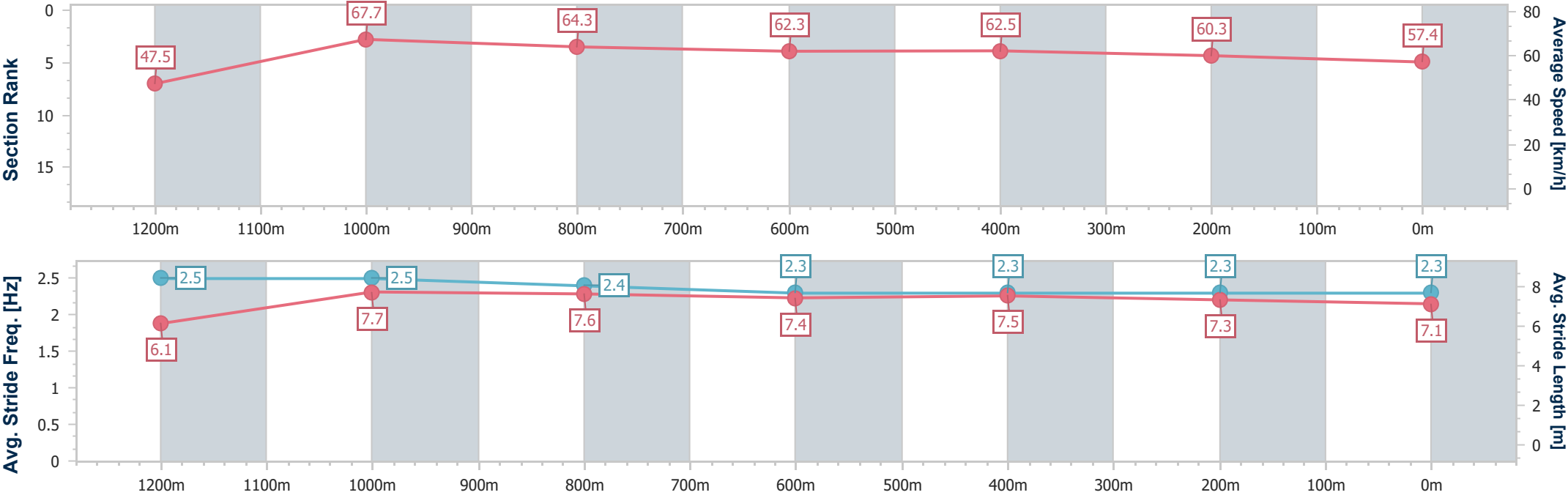
Horse/Jockey Name	Bate
Final Rank	3
Fastest Section Time (Section)	0:10.63 (1200m)
Top Speed [km/h] (Section)	69.1 (1200m)
Race State	Finished



Picklebet Park WarwickProfessional  
Race 2: WARWICK VET CLINIC Maiden Plate - 1350m  
11 October 2025 - 13:59  
Track Rating: Good 4, Weather: Fine, Rail Position: True Entire Course.



Section	Overall	1200m	1000m	800m	600m	400m	200m						
Section Times	1:21.26 [3] (0:11.42)	1:09.84 [3] (0:10.63)	0:59.21 [3] (0:11.24)	0:47.97 [3] (0:11.65)	0:36.32 [3] (0:11.72)	0:24.60 [3] (0:12.08)	0:12.52 [3] (0:12.52)						
Average Speed [km/h]	47.5	67.7	64.3	62.3	62.5	60.3	57.4						
Top Speed [km/h]	65.8	69.1	67.7	63.4	63.9	61.2	60.3						
Avg. Dist. to Rail [m]	4.5	1.4	0.6	2.3	3.3	5.2	7.3						
Avg. Stride Freq. [Hz]	2.5	2.5	2.4	2.3	2.3	2.3	2.3						
Avg. Stride Length [m]	6.1	7.7	7.6	7.4	7.5	7.3	7.1						







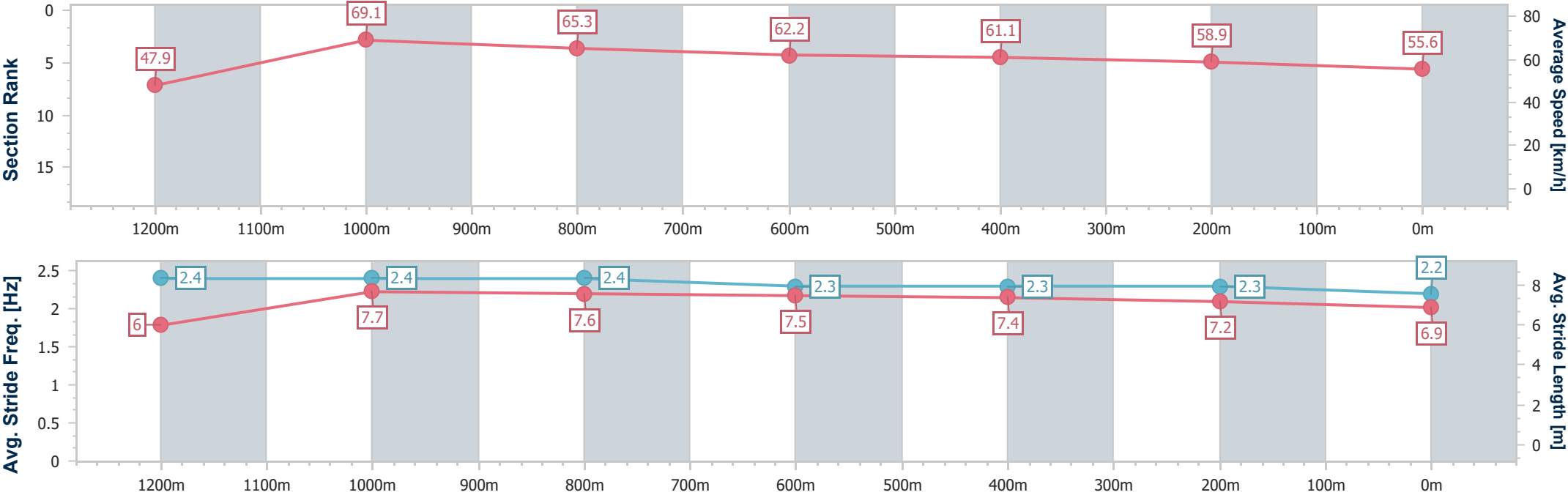
Horse/Jockey Name	Lucky Artie
Final Rank	4
Fastest Section Time (Section)	0:10.45 (1200m)
Top Speed [km/h] (Section)	70.3 (1200m)
Race State	Finished



Picklebet Park WarwickProfessional  
Race 2: WARWICK VET CLINIC Maiden Plate - 1350m  
11 October 2025 - 13:59  
Track Rating: Good 4, Weather: Fine, Rail Position: True Entire Course.



Section	Overall	1200m	1000m	800m	600m	400m	200m						
Section Times	1:21.26 [4] (0:11.27)	1:09.99 [2] (0:10.45)	0:59.54 [1] (0:10.98)	0:48.56 [1] (0:11.56)	0:37.00 [1] (0:11.80)	0:25.20 [1] (0:12.22)	0:12.98 [1] (0:12.98)						
Average Speed [km/h]	47.9	69.1	65.3	62.2	61.1	58.9	55.6						
Top Speed [km/h]	68.0	70.3	68.0	63.0	62.4	60.1	57.2						
Avg. Dist. to Rail [m]	3.3	0.2	0.4	0.3	0.4	1.5	3.3						
Avg. Stride Freq. [Hz]	2.4	2.4	2.4	2.3	2.3	2.3	2.2						
Avg. Stride Length [m]	6.0	7.7	7.6	7.5	7.4	7.2	6.9						





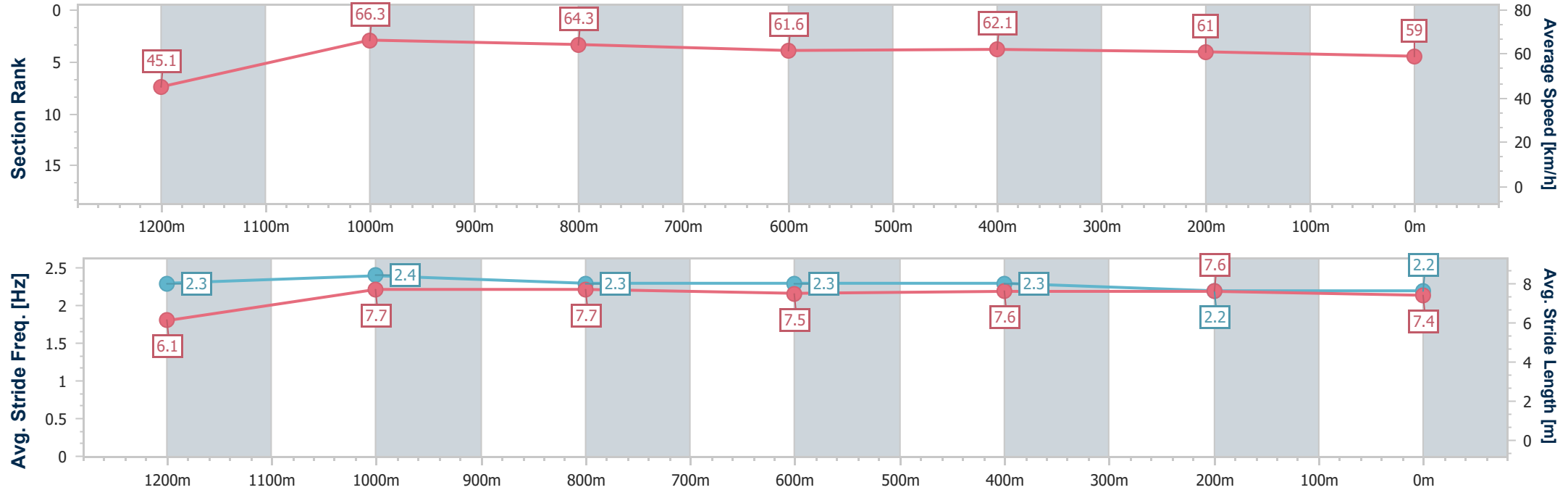
Horse/Jockey Name	Jediah
Final Rank	5
Fastest Section Time (Section)	0:10.86 (1200m)
Top Speed [km/h] (Section)	67.4 (1200m)
Race State	Finished



Picklebet Park WarwickProfessional  
Race 2: WARWICK VET CLINIC Maiden Plate - 1350m  
11 October 2025 - 13:59  
Track Rating: Good 4, Weather: Fine, Rail Position: True Entire Course.



Section	Overall	1200m	1000m	800m	600m	400m	200m						
Section Times	1:21.59 [5] (0:12.01)	1:09.58 [10] (0:10.86)	0:58.72 [10] (0:11.18)	0:47.54 [9] (0:11.76)	0:35.78 [9] (0:11.71)	0:24.07 [9] (0:11.87)	0:12.20 [9] (0:12.20)						
Average Speed [km/h]	45.1	66.3	64.3	61.6	62.1	61.0	59.0						
Top Speed [km/h]	64.5	67.4	66.9	62.6	62.9	62.5	61.5						
Avg. Dist. to Rail [m]	1.0	0.4	0.5	0.6	2.0	3.8	5.7						
Avg. Stride Freq. [Hz]	2.3	2.4	2.3	2.3	2.3	2.2	2.2						
Avg. Stride Length [m]	6.1	7.7	7.7	7.5	7.6	7.6	7.4						





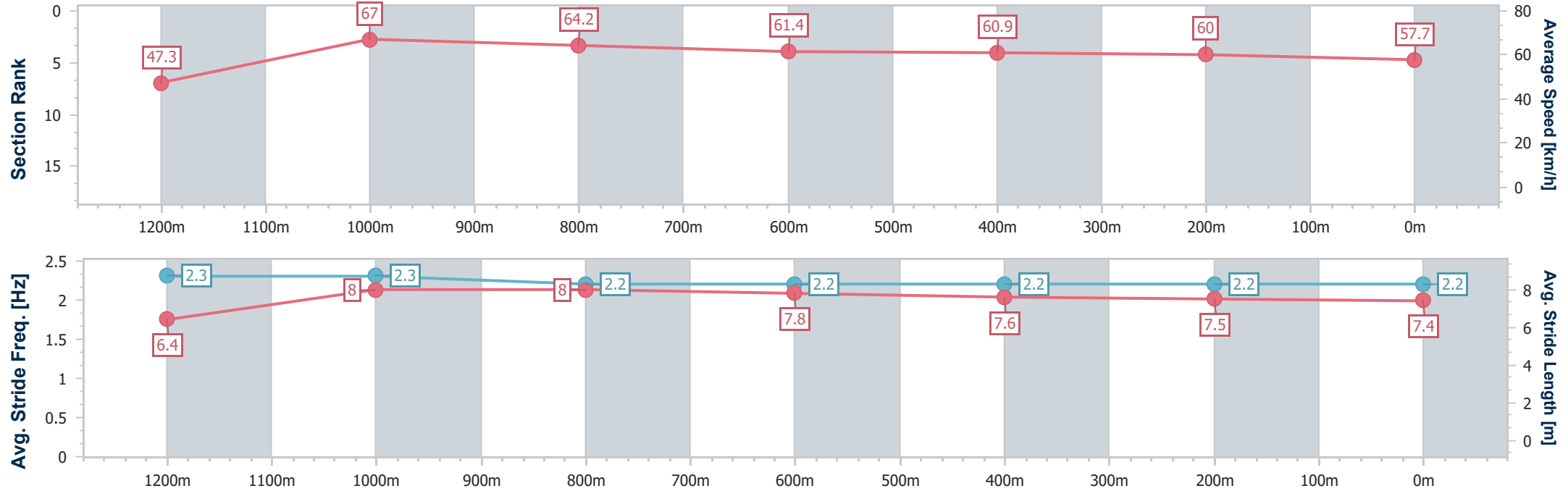
Horse/Jockey Name	Lecan
Final Rank	6
Fastest Section Time (Section)	0:10.76 (1200m)
Top Speed [km/h] (Section)	67.4 (1200m)
Race State	Finished



Picklebet Park WarwickProfessional  
Race 2: WARWICK VET CLINIC Maiden Plate - 1350m  
11 October 2025 - 13:59  
Track Rating: Good 4, Weather: Fine, Rail Position: True Entire Course.



Section	Overall	1200m	1000m	800m	600m	400m	200m						
Section Times	1:21.68 [6] (0:11.44)	1:10.24 [4] (0:10.76)	0:59.48 [4] (0:11.23)	0:48.25 [4] (0:11.75)	0:36.50 [4] (0:11.94)	0:24.56 [6] (0:12.07)	0:12.49 [7] (0:12.49)						
Average Speed [km/h]	47.3	67.0	64.2	61.4	60.9	60.0	57.7						
Top Speed [km/h]	66.8	67.4	67.3	62.9	61.8	61.7	60.8						
Avg. Dist. to Rail [m]	5.3	1.9	0.7	0.4	1.6	3.6	4.7						
Avg. Stride Freq. [Hz]	2.3	2.3	2.2	2.2	2.2	2.2	2.2						
Avg. Stride Length [m]	6.4	8.0	8.0	7.8	7.6	7.5	7.4						





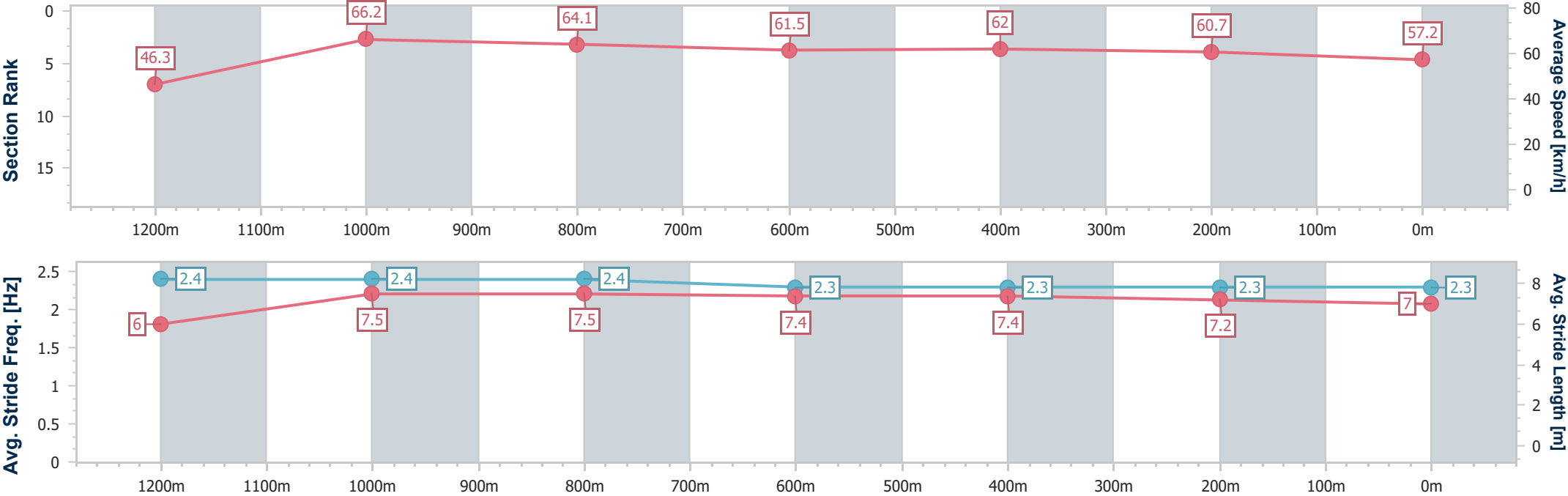
Horse/Jockey Name	Monaroma
Final Rank	7
Fastest Section Time (Section)	0:10.88 (1200m)
Top Speed [km/h] (Section)	67.1 (1200m)
Race State	Finished



Picklebet Park WarwickProfessional  
Race 2: WARWICK VET CLINIC Maiden Plate - 1350m  
11 October 2025 - 13:59  
Track Rating: Good 4, Weather: Fine, Rail Position: True Entire Course.



Section	Overall	1200m	1000m	800m	600m	400m	200m						
Section Times	1:21.92 [7] (0:11.73)	1:10.19 [7] (0:10.88)	0:59.31 [8] (0:11.26)	0:48.05 [7] (0:11.72)	0:36.33 [8] (0:11.79)	0:24.54 [8] (0:11.97)	0:12.57 [8] (0:12.57)						
Average Speed [km/h]	46.3	66.2	64.1	61.5	62.0	60.7	57.2						
Top Speed [km/h]	65.8	67.1	66.5	63.3	62.7	62.1	60.5						
Avg. Dist. to Rail [m]	10.9	2.6	1.0	0.6	2.3	5.9	8.6						
Avg. Stride Freq. [Hz]	2.4	2.4	2.4	2.3	2.3	2.3	2.3						
Avg. Stride Length [m]	6.0	7.5	7.5	7.4	7.4	7.2	7.0						





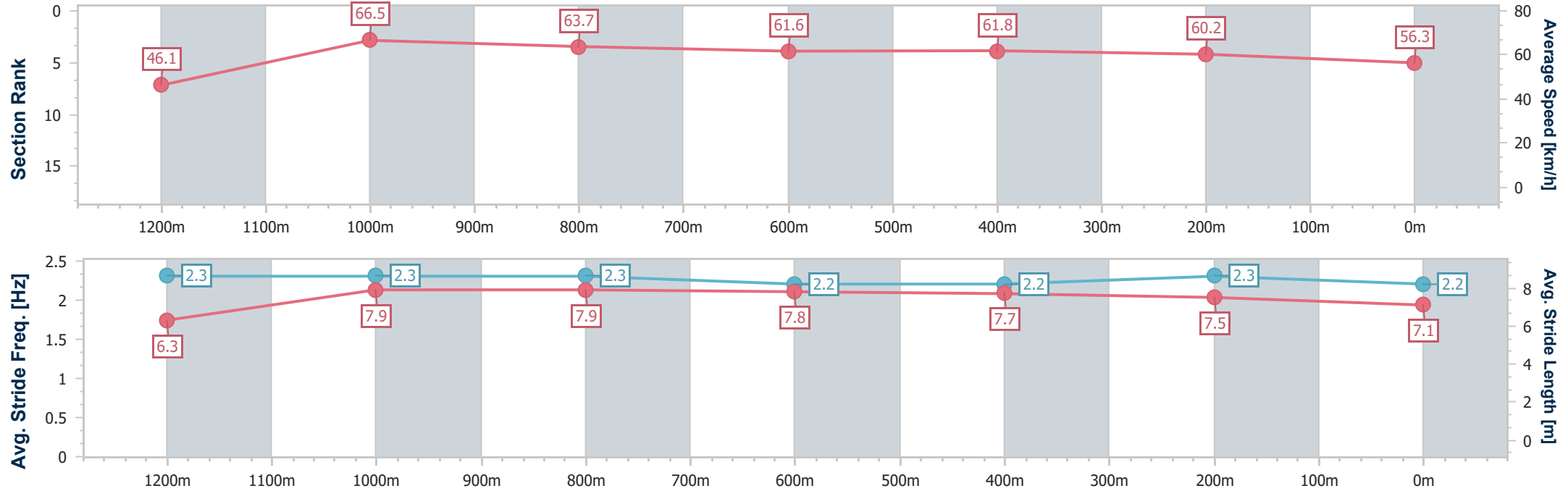
Horse/Jockey Name	Ohh Errol
Final Rank	8
Fastest Section Time (Section)	0:10.84 (1200m)
Top Speed [km/h] (Section)	67.9 (1200m)
Race State	Finished



Picklebet Park WarwickProfessional  
Race 2: WARWICK VET CLINIC Maiden Plate - 1350m  
11 October 2025 - 13:59  
Track Rating: Good 4, Weather: Fine, Rail Position: True Entire Course.



Section	Overall	1200m	1000m	800m	600m	400m	200m						
Section Times	1:21.93 [8] (0:11.74)	1:10.19 [8] (0:10.84)	0:59.35 [7] (0:11.30)	0:48.05 [8] (0:11.66)	0:36.39 [7] (0:11.69)	0:24.70 [7] (0:11.95)	0:12.75 [6] (0:12.75)						
Average Speed [km/h]	46.1	66.5	63.7	61.6	61.8	60.2	56.3						
Top Speed [km/h]	66.0	67.9	66.4	63.1	62.7	61.0	59.5						
Avg. Dist. to Rail [m]	6.3	0.7	0.3	0.6	0.4	1.2	2.3						
Avg. Stride Freq. [Hz]	2.3	2.3	2.3	2.2	2.2	2.3	2.2						
Avg. Stride Length [m]	6.3	7.9	7.9	7.8	7.7	7.5	7.1						





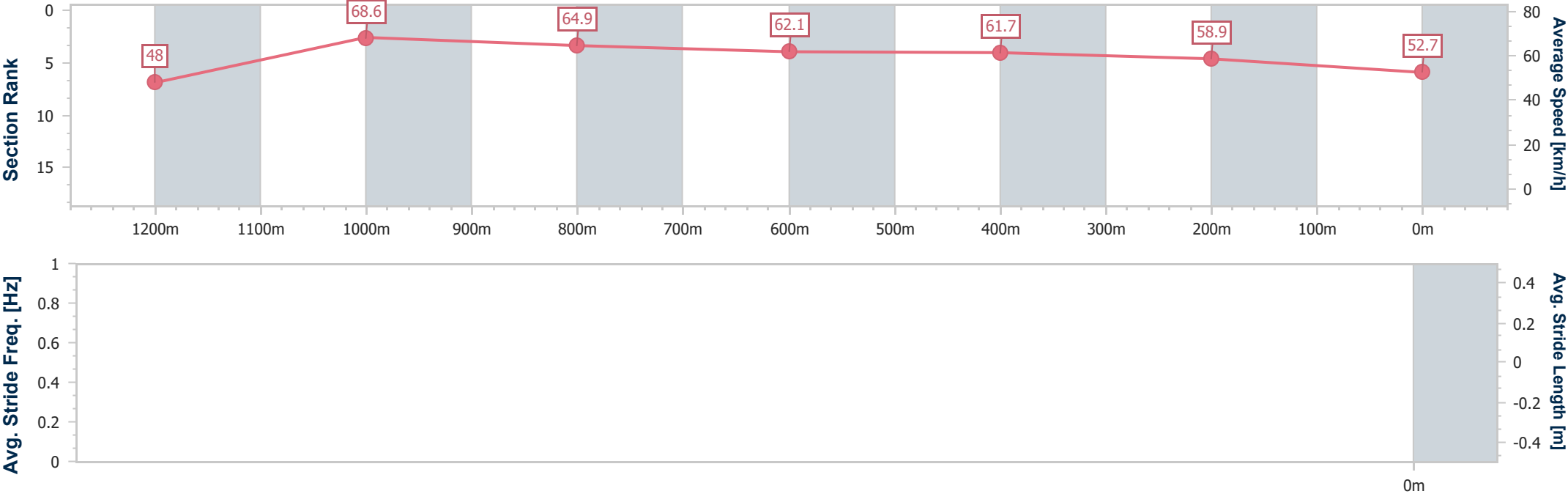
Horse/Jockey Name	For The Brave
Final Rank	9
Fastest Section Time (Section)	0:10.53 (1200m)
Top Speed [km/h] (Section)	68.9 (1200m)
Race State	Finished



Picklebet Park WarwickProfessional  
Race 2: WARWICK VET CLINIC Maiden Plate - 1350m  
11 October 2025 - 13:59  
Track Rating: Good 4, Weather: Fine, Rail Position: True Entire Course.



Section	Overall	1200m	1000m	800m	600m	400m	200m						
Section Times	1:22.06 [9] (0:11.25)	1:10.81 [1] (0:10.53)	1:00.28 [2] (0:11.11)	0:49.17 [2] (0:11.59)	0:37.58 [2] (0:11.69)	0:25.89 [2] (0:12.22)	0:13.67 [2] (0:13.67)						
Average Speed [km/h]	48.0	68.6	64.9	62.1	61.7	58.9	52.7						
Top Speed [km/h]	67.9	68.9	68.0	63.1	62.6	60.8	56.4						
Avg. Dist. to Rail [m]	6.7	2.5	1.5	0.2	0.3	1.5	3.0						
Avg. Stride Freq. [Hz]	--.-	--.-	--.-	--.-	--.-	--.-	--.-						
Avg. Stride Length [m]	--.-	--.-	--.-	--.-	--.-	--.-	--.-						





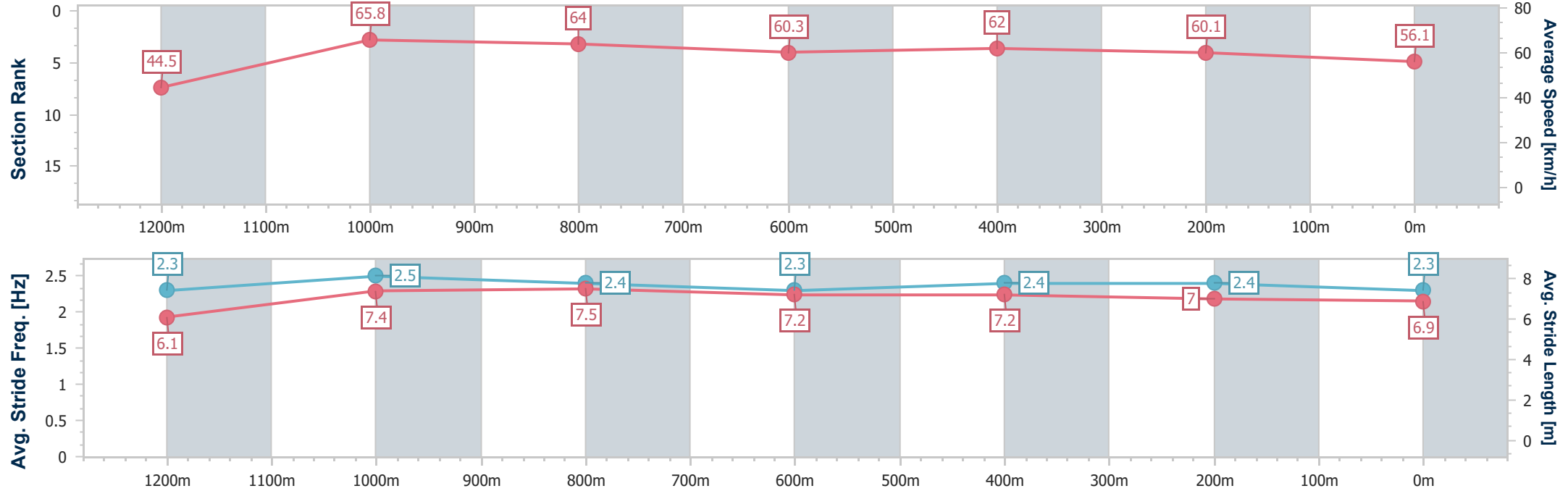
Horse/Jockey Name	Subtle Hints
Final Rank	10
Fastest Section Time (Section)	0:10.96 (1200m)
Top Speed [km/h] (Section)	67.0 (1000m)
Race State	Finished



Picklebet Park WarwickProfessional  
Race 2: WARWICK VET CLINIC Maiden Plate - 1350m  
11 October 2025 - 13:59  
Track Rating: Good 4, Weather: Fine, Rail Position: True Entire Course.



Section	Overall	1200m	1000m	800m	600m	400m	200m						
Section Times	1:23.24 [10] (0:12.17)	1:11.07 [11] (0:10.96)	1:00.11 [11] (0:11.25)	0:48.86 [11] (0:12.04)	0:36.82 [11] (0:11.85)	0:24.97 [11] (0:12.10)	0:12.87 [11] (0:12.87)						
Average Speed [km/h]	44.5	65.8	64.0	60.3	62.0	60.1	56.1						
Top Speed [km/h]	63.2	66.9	67.0	62.3	62.6	61.5	59.3						
Avg. Dist. to Rail [m]	3.3	1.5	1.1	1.3	3.5	7.9	11.2						
Avg. Stride Freq. [Hz]	2.3	2.5	2.4	2.3	2.4	2.4	2.3						
Avg. Stride Length [m]	6.1	7.4	7.5	7.2	7.2	7.0	6.9						





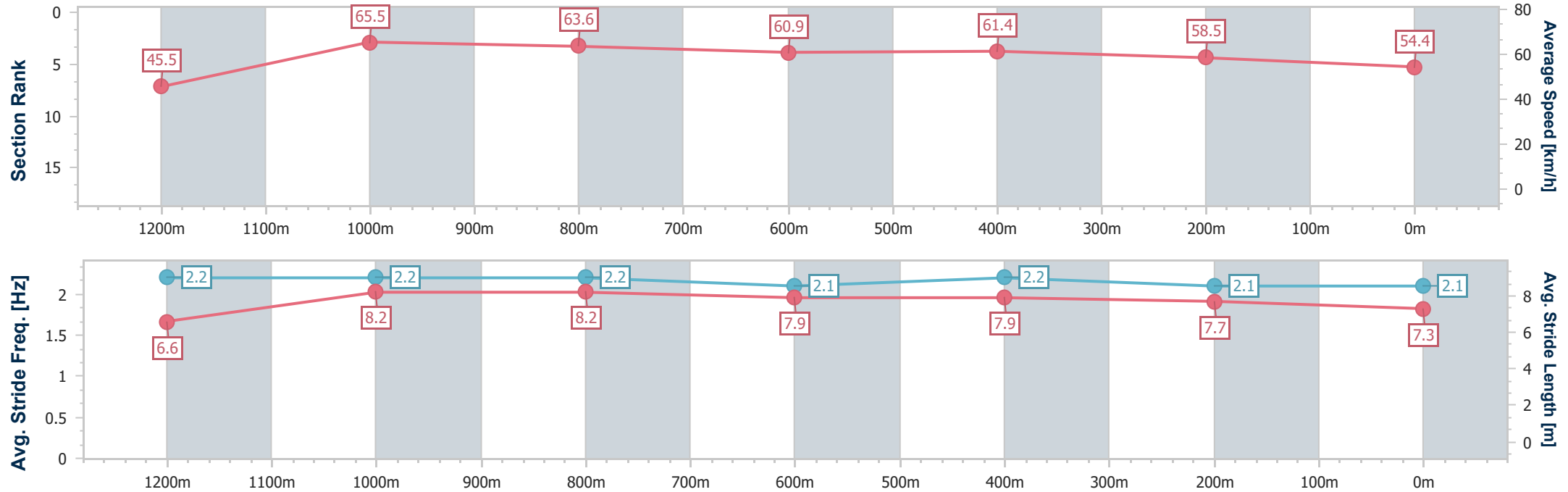
Horse/Jockey Name	O'reilly's Shout
Final Rank	11
Fastest Section Time (Section)	0:11.00 (1200m)
Top Speed [km/h] (Section)	66.5 (1200m)
Race State	Finished



Picklebet Park WarwickProfessional  
Race 2: WARWICK VET CLINIC Maiden Plate - 1350m  
11 October 2025 - 13:59  
Track Rating: Good 4, Weather: Fine, Rail Position: True Entire Course.



Section	Overall	1200m	1000m	800m	600m	400m	200m						
Section Times	1:23.28 [11] (0:11.84)	1:11.44 [9] (0:11.00)	1:00.44 [9] (0:11.31)	0:49.13 [10] (0:11.78)	0:37.35 [10] (0:11.78)	0:25.57 [10] (0:12.32)	0:13.25 [10] (0:13.25)						
Average Speed [km/h]	45.5	65.5	63.6	60.9	61.4	58.5	54.4						
Top Speed [km/h]	65.1	66.5	65.7	62.1	62.5	60.0	57.0						
Avg. Dist. to Rail [m]	0.4	0.1	0.3	0.5	0.3	1.4	2.5						
Avg. Stride Freq. [Hz]	2.2	2.2	2.2	2.1	2.2	2.1	2.1						
Avg. Stride Length [m]	6.6	8.2	8.2	7.9	7.9	7.7	7.3						







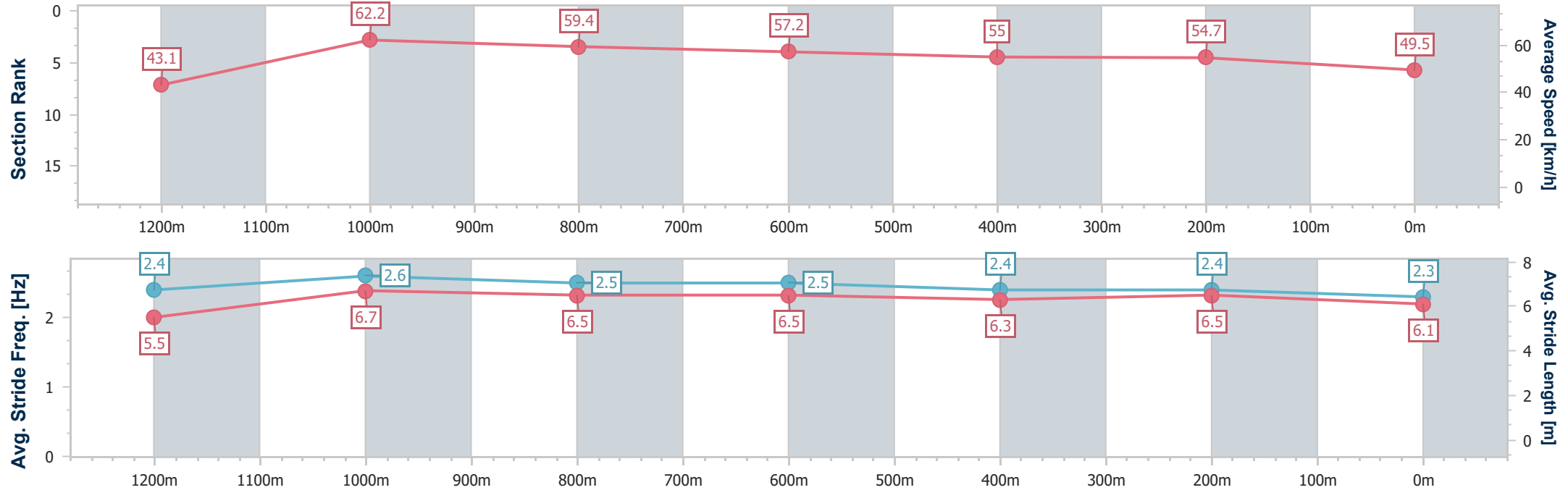
Horse/Jockey Name	Unnecessary Evil
Final Rank	14
Fastest Section Time (Section)	0:11.63 (1200m)
Top Speed [km/h] (Section)	63.6 (1200m)
Race State	Finished



Picklebet Park WarwickProfessional  
Race 2: WARWICK VET CLINIC Maiden Plate - 1350m  
11 October 2025 - 13:59  
Track Rating: Good 4, Weather: Fine, Rail Position: True Entire Course.



Section	Overall	1200m	1000m	800m	600m	400m	200m						
Section Times	1:29.78 [14] (0:12.60)	1:17.18 [12] (0:11.63)	1:05.55 [12] (0:12.13)	0:53.42 [12] (0:12.60)	0:40.82 [12] (0:13.12)	0:27.70 [12] (0:13.19)	0:14.51 [12] (0:14.51)						
Average Speed [km/h]	43.1	62.2	59.4	57.2	55.0	54.7	49.5						
Top Speed [km/h]	60.6	63.6	62.1	58.8	56.6	56.6	55.2						
Avg. Dist. to Rail [m]	12.5	5.7	1.2	0.4	0.8	1.8	2.8						
Avg. Stride Freq. [Hz]	2.4	2.6	2.5	2.5	2.4	2.4	2.3						
Avg. Stride Length [m]	5.5	6.7	6.5	6.5	6.3	6.5	6.1						





Horse/Jockey Name	Smart Mouth
Final Rank	-
Fastest Section Time (Section)	-:--:--
Top Speed [km/h] (Section)	--.-
Race State	DidNotTrack



Picklebet Park WarwickProfessional  
Race 2: WARWICK VET CLINIC Maiden Plate - 1350m  
11 October 2025 - 13:59  
Track Rating: Good 4, Weather: Fine, Rail Position: True Entire Course.



Section	Overall	1200m	1000m	800m	600m	400m	200m						
Section Times	-:--:--	-:--:--	-:--:--	-:--:--	-:--:--	-:--:--	-:--:--						
Average Speed [km/h]	--.-	--.-	--.-	--.-	--.-	--.-	--.-						
Top Speed [km/h]	--.-	--.-	--.-	--.-	--.-	--.-	--.-						
Avg. Dist. to Rail [m]	-.-	-.-	-.-	-.-	-.-	-.-	-.-						
Avg. Stride Freq. [Hz]	--.-	--.-	--.-	--.-	--.-	--.-	--.-						
Avg. Stride Length [m]	--.-	--.-	--.-	--.-	--.-	--.-	--.-						

- [ ] Ranking at each section and finish
- :--:-- No data available at this section
- NA No data available



Horse/Jockey Name	Imagina
Final Rank	-
Fastest Section Time (Section)	-:--:--
Top Speed [km/h] (Section)	--.-
Race State	DidNotTrack



Picklebet Park WarwickProfessional  
Race 2: WARWICK VET CLINIC Maiden Plate - 1350m  
11 October 2025 - 13:59  
Track Rating: Good 4, Weather: Fine, Rail Position: True Entire Course.



Section	Overall	1200m	1000m	800m	600m	400m	200m						
Section Times	-:--:--	-:--:--	-:--:--	-:--:--	-:--:--	-:--:--	-:--:--						
Average Speed [km/h]	--.-	--.-	--.-	--.-	--.-	--.-	--.-						
Top Speed [km/h]	--.-	--.-	--.-	--.-	--.-	--.-	--.-						
Avg. Dist. to Rail [m]	-.-	-.-	-.-	-.-	-.-	-.-	-.-						
Avg. Stride Freq. [Hz]	--.-	--.-	--.-	--.-	--.-	--.-	--.-						
Avg. Stride Length [m]	--.-	--.-	--.-	--.-	--.-	--.-	--.-						

- [ ] Ranking at each section and finish
- :--:-- No data available at this section
- NA No data available



Picklebet Park Warwick Professional  
Race 3: GOLDEN PICKLE BENCHMARK 58 Handicap - 800m  
11 October 2025 - 14:39



Track Rating: Good 4, Weather: Fine, Rail Position: True Entire Course.

Section		Overall				600m				400m				200m				Last 600m			
Field Times		0:45.67 (0:12.08)				0:33.59 (0:11.44)				0:22.15 (0:10.69)				0:11.46 (0:11.46)				0:33.59			
Rank	TAB	Horse/Jockey	Barrier	Top Speed [km/h]	Fastest Section	Margin				Distance Travelled [m]											
1	6	SPIKED	12	72.4	0:10.66	0:45.67 [1]	0:33.59 [1]	0:22.04 [4]	0:11.38 [4]	0:45.67	0:33.59										
		Kenji Yoshida		Overall	400m	(0:12.08)	(0:11.55)	(0:10.66)	(0:11.38)												
2	4	KENTUCKY ROSE	10	70.8	0:10.70	0:45.75 [2]	0:33.48 [6]	0:22.04 [5]	0:11.34 [5]	0.46L	0:33.48	-3									
		Sean Cormack		600m	400m	(0:12.27)	(0:11.44)	(0:10.70)	(0:11.34)												
3	7	RUNAROUND SUE	8	72.0	0:10.64	0:45.79 [3]	0:33.67 [2]	0:22.20 [3]	0:11.56 [2]	0.72L	0:33.67	-3									
		Les Tilley		Overall	400m	(0:12.12)	(0:11.47)	(0:10.64)	(0:11.56)												
4	2	KWAMI	7	71.6	0:10.49	0:45.82 [4]	0:32.85 [11]	0:21.57 [10]	0:11.08 [9]	0.88L	0:32.85	-4									
		Reece O'Connell		600m	400m	(0:12.97)	(0:11.28)	(0:10.49)	(0:11.08)												
5	3	BOLD BIDDER	4	72.4	0:10.69	0:45.82 [5]	0:33.55 [5]	0:22.30 [1]	0:11.61 [1]	0.92L	0:33.55	-7									
		Paul Hamblin		Overall	400m	(0:12.27)	(0:11.25)	(0:10.69)	(0:11.61)												
6	12	MISSY'S READY	11	72.0	0:10.65	0:45.93 [6]	0:33.47 [7]	0:21.95 [8]	0:11.30 [7]	1.57L	0:33.47	-2									
		Montanna Savva		600m	400m	(0:12.46)	(0:11.52)	(0:10.65)	(0:11.30)												
7	10	MHASAHN	2	71.6	0:10.76	0:46.06 [7]	0:33.92 [3]	0:22.53 [2]	0:11.77 [3]	2.32L	0:33.92	-6									
		Bailie Baker		Overall	400m	(0:12.14)	(0:11.39)	(0:10.76)	(0:11.77)												
8	5	NIRVANA THE STORM	3	73.3	0:10.74	0:46.08 [8]	0:33.57 [8]	0:22.32 [6]	0:11.58 [6]	2.41L	0:33.57	-4									
		Nozi Tomizawa		600m	400m	(0:12.51)	(0:11.25)	(0:10.74)	(0:11.58)												
9	1	BASIL'S BOW	6	70.0	0:10.68	0:46.11 [9]	0:33.45 [9]	0:21.94 [9]	0:11.26 [10]	2.57L	0:33.45	-5									
		Nathan Fazackerley		600m	400m	(0:12.66)	(0:11.51)	(0:10.68)	(0:11.26)												
10	8	BESMARA	13	71.2	0:10.86	0:46.17 [10]	0:33.97 [4]	0:22.33 [7]	0:11.47 [8]	2.94L	0:33.97	+0									
		Jake Molloy		Overall	400m	(0:12.20)	(0:11.64)	(0:10.86)	(0:11.47)												

Scratched: Mishani Hitman (#13), Albion Square (#11)



Picklebet Park WarwickProfessional  
Race 3: GOLDEN PICKLE BENCHMARK 58 Handicap - 800m

11 October 2025 - 14:39



Track Rating: Good 4, Weather: Fine, Rail Position: True Entire Course.

Section						Overall	600m	400m	200m	Last 600m		
Field Times						0:45.67 (0:12.08)	0:33.59 (0:11.44)	0:22.15 (0:10.69)	0:11.46 (0:11.46)	0:33.59		
Rank	TAB	Horse/Jockey	Barrier	Top Speed [km/h]	Fastest Section						Margin	Distance Travelled [m]
11	9	ADDICTIVE PIRANHA	1	69.6	0:10.93	0:47.64 [11]	0:34.93 [10]	0:23.27 [11]	0:12.34 [11]	11.6L	0:34.93	-6
		Jackson Murphy		Overall	400m	(0:12.71)	(0:11.66)	(0:10.93)	(0:12.34)			

Scratched: Mishani Hitman (#13), Albion Square (#11)



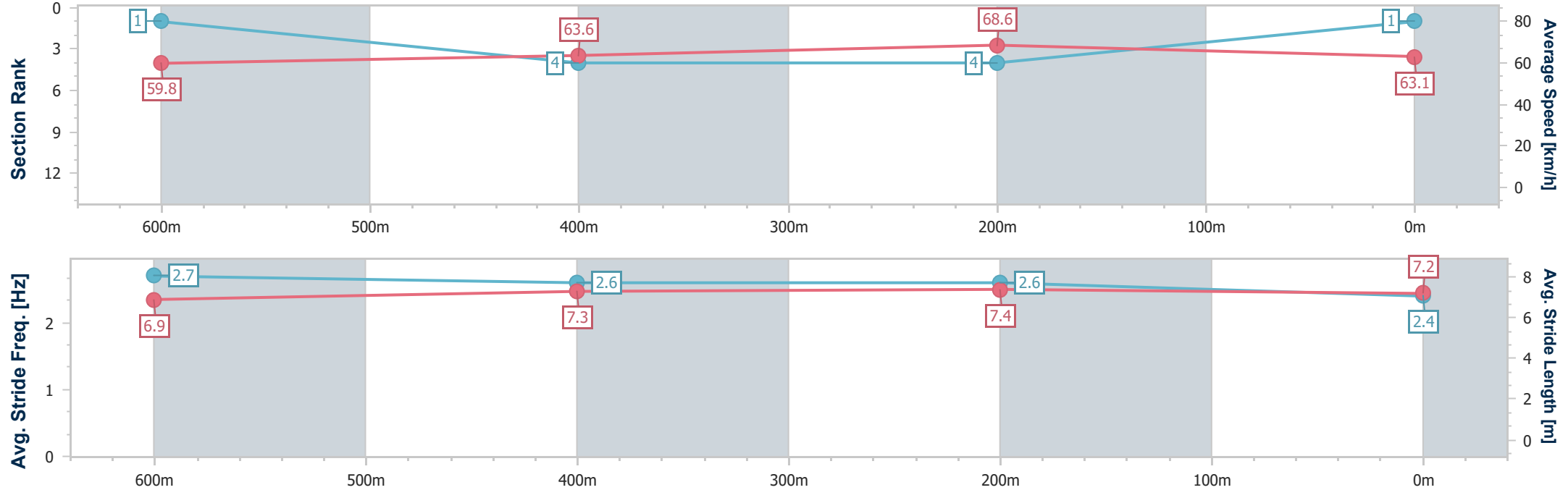
Horse/Jockey Name	Spiked
Final Rank	1
Fastest Section Time (Section)	0:10.66 (400m)
Top Speed [km/h] (Section)	72.4 (Overall)
Race State	Finished



Picklebet Park WarwickProfessional  
Race 3: GOLDEN PICKLE BENCHMARK 58 Handicap - 800m  
11 October 2025 - 14:39  
Track Rating: Good 4, Weather: Fine, Rail Position: True Entire Course.



Section	Overall	600m	400m	200m										
Section Times	0:45.67 [1] (0:12.08)	0:33.59 [1] (0:11.55)	0:22.04 [4] (0:10.66)	0:11.38 [4] (0:11.38)										
Average Speed [km/h]	59.8	63.6	68.6	63.1										
Top Speed [km/h]	72.4	72.2	70.5	66.5										
Avg. Dist. to Rail [m]	7.9	4.5	5.9	6.8										
Avg. Stride Freq. [Hz]	2.7	2.6	2.6	2.4										
Avg. Stride Length [m]	6.9	7.3	7.4	7.2										





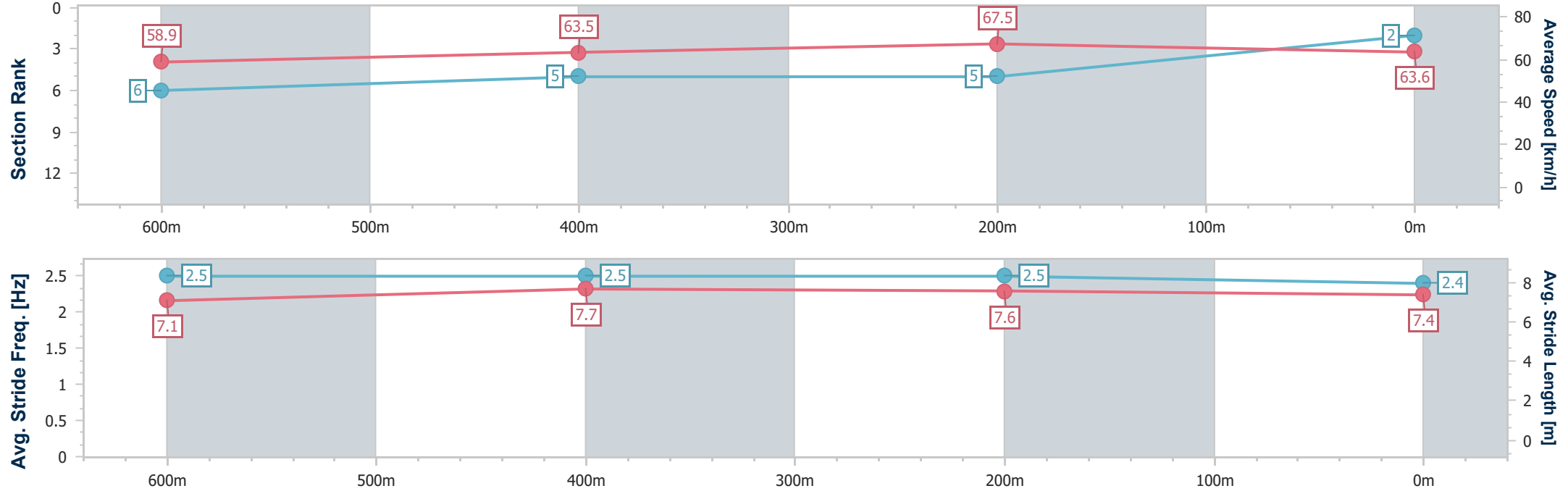
Horse/Jockey Name	Kentucky Rose
Final Rank	2
Fastest Section Time (Section)	0:10.70 (400m)
Top Speed [km/h] (Section)	70.8 (600m)
Race State	Finished



Picklebet Park WarwickProfessional  
Race 3: GOLDEN PICKLE BENCHMARK 58 Handicap - 800m  
11 October 2025 - 14:39  
Track Rating: Good 4, Weather: Fine, Rail Position: True Entire Course.



Section	Overall	600m	400m	200m															
Section Times	0:45.75 [2] (0:12.27)	0:33.48 [6] (0:11.44)	0:22.04 [5] (0:10.70)	0:11.34 [5] (0:11.34)															
Average Speed [km/h]	58.9	63.5	67.5	63.6															
Top Speed [km/h]	69.4	70.8	68.9	66.4															
Avg. Dist. to Rail [m]	6.4	1.8	2.7	4.3															
Avg. Stride Freq. [Hz]	2.5	2.5	2.5	2.4															
Avg. Stride Length [m]	7.1	7.7	7.6	7.4															





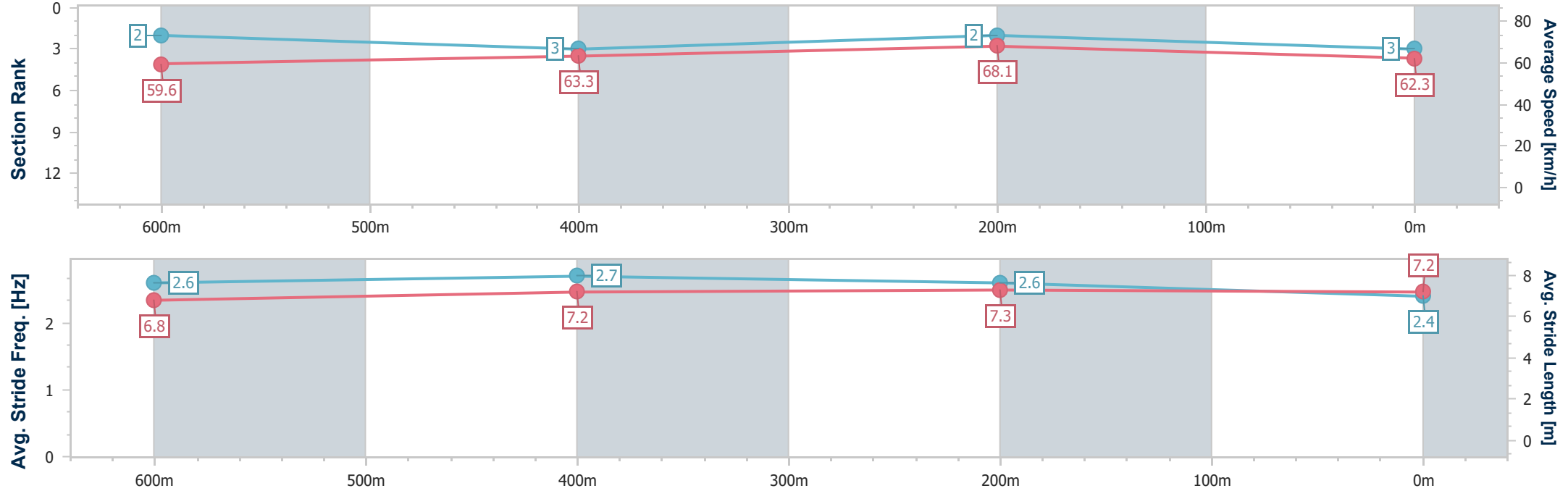
Horse/Jockey Name	Runaround Sue
Final Rank	3
Fastest Section Time (Section)	0:10.64 (400m)
Top Speed [km/h] (Section)	72.0 (Overall)
Race State	Finished



Picklebet Park WarwickProfessional  
Race 3: GOLDEN PICKLE BENCHMARK 58 Handicap - 800m  
11 October 2025 - 14:39  
Track Rating: Good 4, Weather: Fine, Rail Position: True Entire Course.



Section	Overall	600m	400m	200m										
Section Times	0:45.79 [3] (0:12.12)	0:33.67 [2] (0:11.47)	0:22.20 [3] (0:10.64)	0:11.56 [2] (0:11.56)										
Average Speed [km/h]	59.6	63.3	68.1	62.3										
Top Speed [km/h]	72.0	71.9	69.3	66.3										
Avg. Dist. to Rail [m]	4.8	2.3	3.2	5.6										
Avg. Stride Freq. [Hz]	2.6	2.7	2.6	2.4										
Avg. Stride Length [m]	6.8	7.2	7.3	7.2										







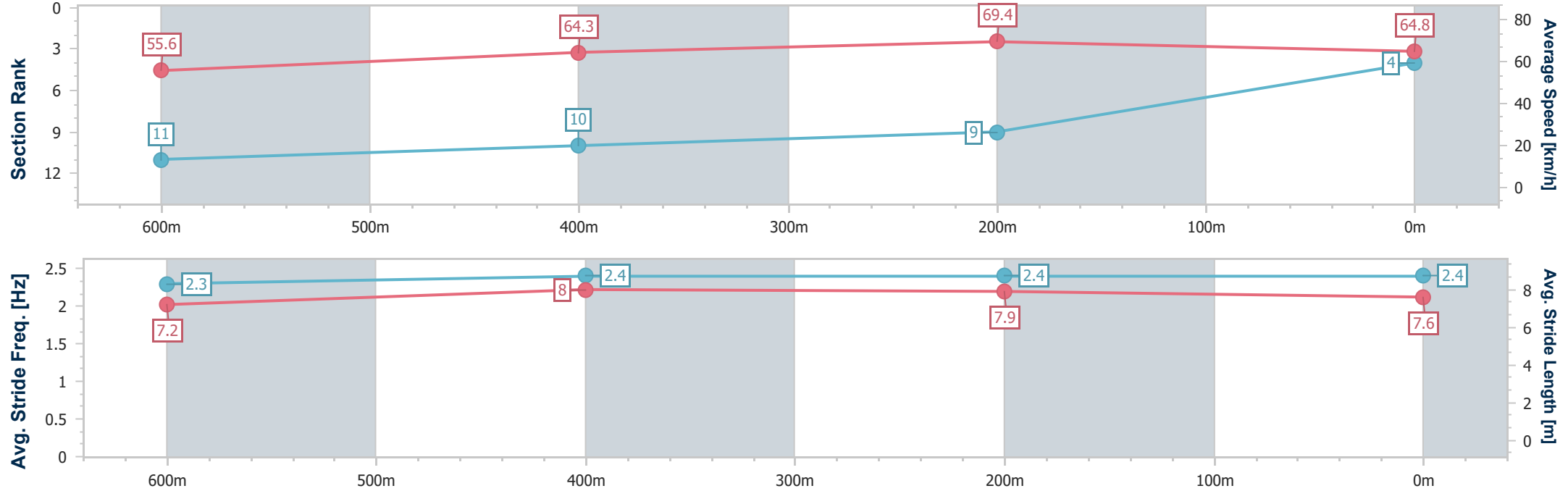
Horse/Jockey Name	Kwami
Final Rank	4
Fastest Section Time (Section)	0:10.49 (400m)
Top Speed [km/h] (Section)	71.6 (600m)
Race State	Finished



Picklebet Park WarwickProfessional  
Race 3: GOLDEN PICKLE BENCHMARK 58 Handicap - 800m  
11 October 2025 - 14:39  
Track Rating: Good 4, Weather: Fine, Rail Position: True Entire Course.



Section	Overall	600m	400m	200m										
Section Times	0:45.82 [4] (0:12.97)	0:32.85 [11] (0:11.28)	0:21.57 [10] (0:10.49)	0:11.08 [9] (0:11.08)										
Average Speed [km/h]	55.6	64.3	69.4	64.8										
Top Speed [km/h]	70.1	71.6	71.1	68.7										
Avg. Dist. to Rail [m]	3.6	1.2	6.2	10.0										
Avg. Stride Freq. [Hz]	2.3	2.4	2.4	2.4										
Avg. Stride Length [m]	7.2	8.0	7.9	7.6										



- [ ] Ranking at each section and finish
- .-.- No data available at this section
- NA No data available



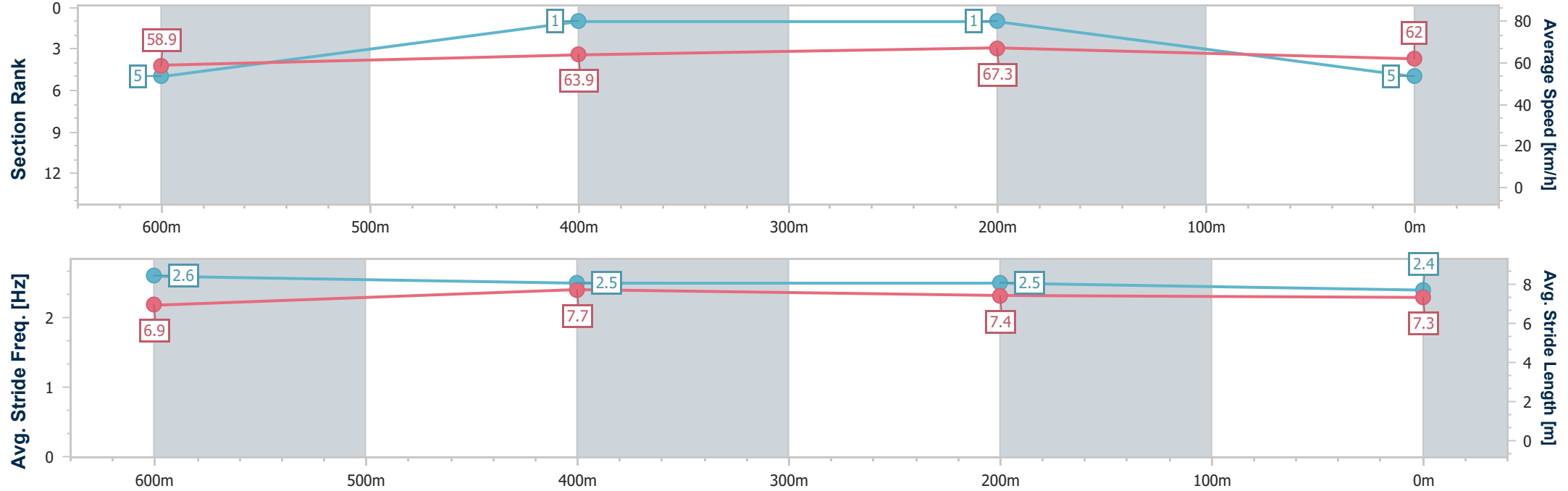
Horse/Jockey Name	Bold Bidder
Final Rank	5
Fastest Section Time (Section)	0:10.69 (400m)
Top Speed [km/h] (Section)	72.4 (Overall)
Race State	Finished



Picklebet Park WarwickProfessional  
Race 3: GOLDEN PICKLE BENCHMARK 58 Handicap - 800m  
11 October 2025 - 14:39  
Track Rating: Good 4, Weather: Fine, Rail Position: True Entire Course.



Section	Overall	600m	400m	200m										
Section Times	0:45.82 [5] (0:12.27)	0:33.55 [5] (0:11.25)	0:22.30 [1] (0:10.69)	0:11.61 [1] (0:11.61)										
Average Speed [km/h]	58.9	63.9	67.3	62.0										
Top Speed [km/h]	72.4	71.9	68.7	66.5										
Avg. Dist. to Rail [m]	1.8	0.7	2.9	4.6										
Avg. Stride Freq. [Hz]	2.6	2.5	2.5	2.4										
Avg. Stride Length [m]	6.9	7.7	7.4	7.3										





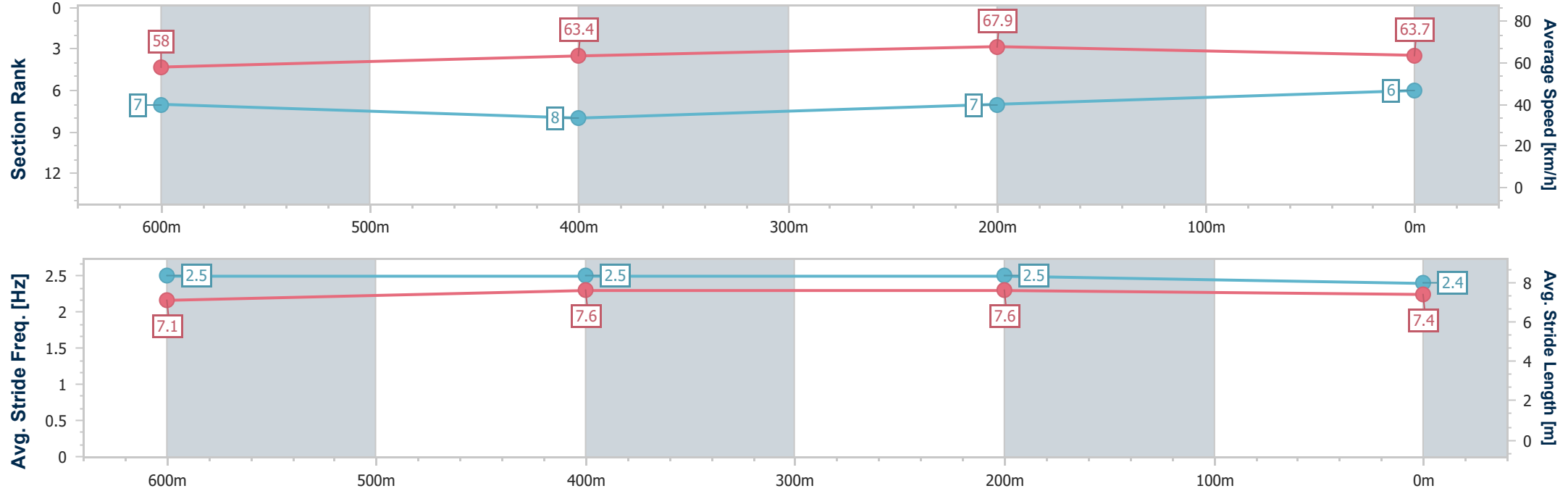
Horse/Jockey Name	Missy's Ready
Final Rank	6
Fastest Section Time (Section)	0:10.65 (400m)
Top Speed [km/h] (Section)	72.0 (600m)
Race State	Finished



Picklebet Park WarwickProfessional  
Race 3: GOLDEN PICKLE BENCHMARK 58 Handicap - 800m  
11 October 2025 - 14:39  
Track Rating: Good 4, Weather: Fine, Rail Position: True Entire Course.



Section	Overall	600m	400m	200m										
Section Times	0:45.93 [6] (0:12.46)	0:33.47 [7] (0:11.52)	0:21.95 [8] (0:10.65)	0:11.30 [7] (0:11.30)										
Average Speed [km/h]	58.0	63.4	67.9	63.7										
Top Speed [km/h]	70.5	72.0	69.5	67.3										
Avg. Dist. to Rail [m]	6.9	2.8	2.9	5.9										
Avg. Stride Freq. [Hz]	2.5	2.5	2.5	2.4										
Avg. Stride Length [m]	7.1	7.6	7.6	7.4										





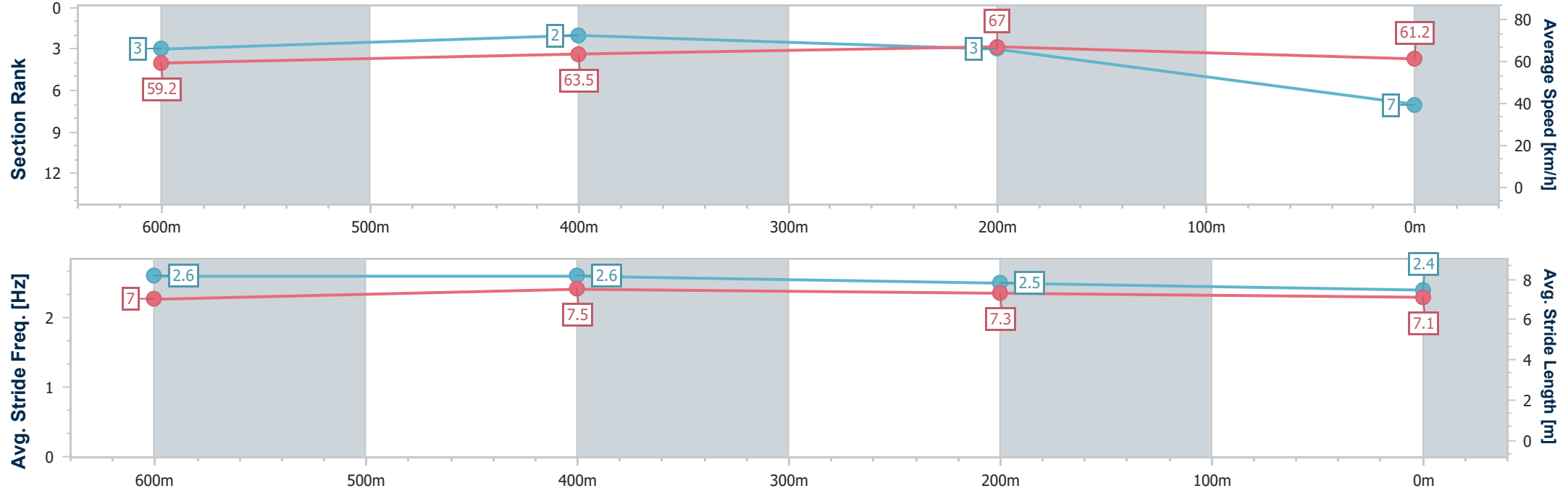
Horse/Jockey Name	Mhasahn
Final Rank	7
Fastest Section Time (Section)	0:10.76 (400m)
Top Speed [km/h] (Section)	71.6 (Overall)
Race State	Finished



Picklebet Park WarwickProfessional  
Race 3: GOLDEN PICKLE BENCHMARK 58 Handicap - 800m  
11 October 2025 - 14:39  
Track Rating: Good 4, Weather: Fine, Rail Position: True Entire Course.



Section	Overall	600m	400m	200m										
Section Times	0:46.06 [7] (0:12.14)	0:33.92 [3] (0:11.39)	0:22.53 [2] (0:10.76)	0:11.77 [3] (0:11.77)										
Average Speed [km/h]	59.2	63.5	67.0	61.2										
Top Speed [km/h]	71.6	71.2	68.0	64.5										
Avg. Dist. to Rail [m]	2.4	0.6	1.4	2.1										
Avg. Stride Freq. [Hz]	2.6	2.6	2.5	2.4										
Avg. Stride Length [m]	7.0	7.5	7.3	7.1										





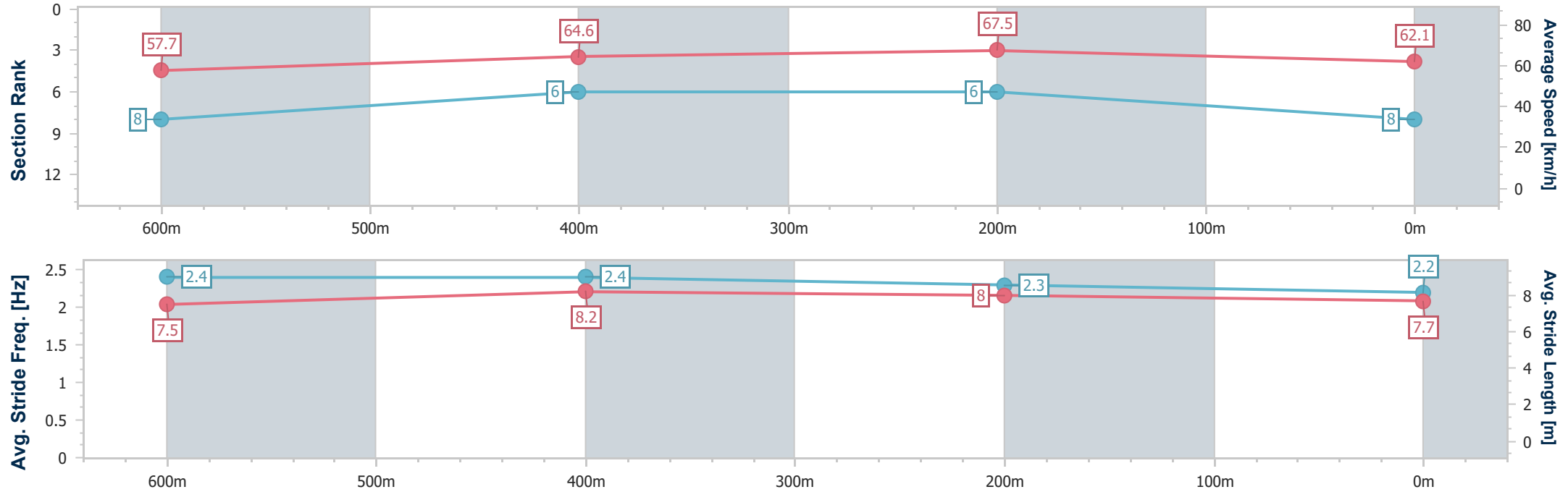
Horse/Jockey Name	Nirvana The Storm
Final Rank	8
Fastest Section Time (Section)	0:10.74 (400m)
Top Speed [km/h] (Section)	73.3 (600m)
Race State	Finished



Picklebet Park WarwickProfessional  
Race 3: GOLDEN PICKLE BENCHMARK 58 Handicap - 800m  
11 October 2025 - 14:39  
Track Rating: Good 4, Weather: Fine, Rail Position: True Entire Course.



Section	Overall	600m	400m	200m										
Section Times	0:46.08 [8] (0:12.51)	0:33.57 [8] (0:11.25)	0:22.32 [6] (0:10.74)	0:11.58 [6] (0:11.58)										
Average Speed [km/h]	57.7	64.6	67.5	62.1										
Top Speed [km/h]	72.7	73.3	69.9	65.6										
Avg. Dist. to Rail [m]	2.4	1.5	3.7	4.9										
Avg. Stride Freq. [Hz]	2.4	2.4	2.3	2.2										
Avg. Stride Length [m]	7.5	8.2	8.0	7.7										





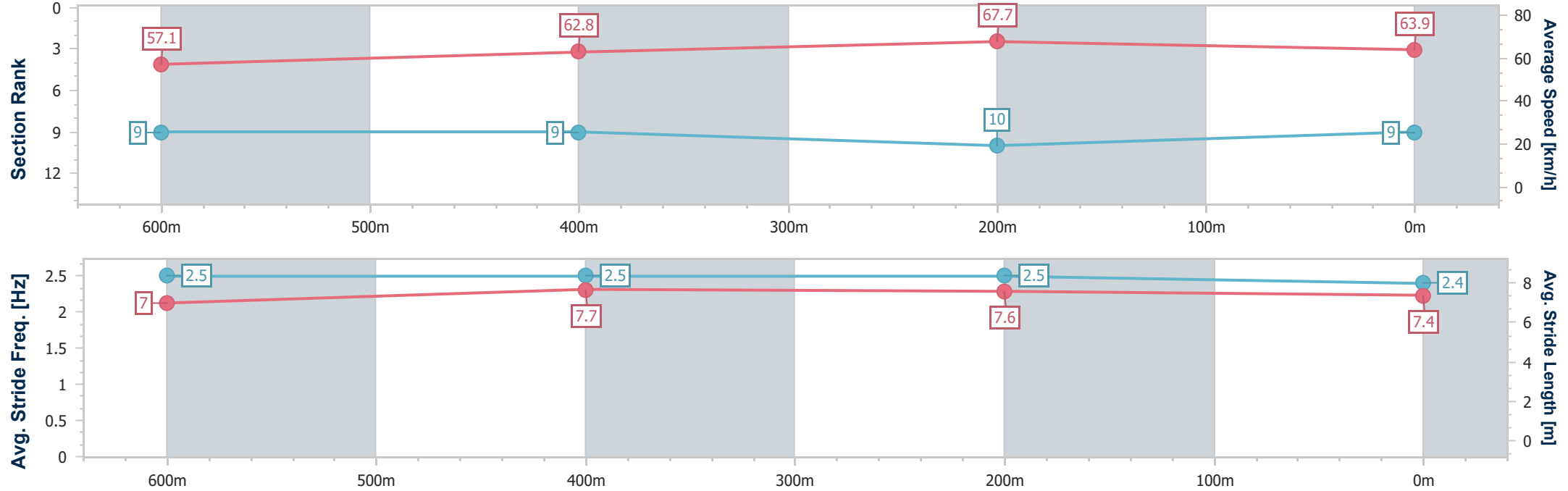
Horse/Jockey Name	Basil's Bow
Final Rank	9
Fastest Section Time (Section)	0:10.68 (400m)
Top Speed [km/h] (Section)	70.0 (600m)
Race State	Finished



Picklebet Park WarwickProfessional  
Race 3: GOLDEN PICKLE BENCHMARK 58 Handicap - 800m  
11 October 2025 - 14:39  
Track Rating: Good 4, Weather: Fine, Rail Position: True Entire Course.



Section	Overall	600m	400m	200m										
Section Times	0:46.11 [9] (0:12.66)	0:33.45 [9] (0:11.51)	0:21.94 [9] (0:10.68)	0:11.26 [10] (0:11.26)										
Average Speed [km/h]	57.1	62.8	67.7	63.9										
Top Speed [km/h]	69.6	70.0	68.4	66.4										
Avg. Dist. to Rail [m]	4.6	1.2	2.9	6.7										
Avg. Stride Freq. [Hz]	2.5	2.5	2.5	2.4										
Avg. Stride Length [m]	7.0	7.7	7.6	7.4										





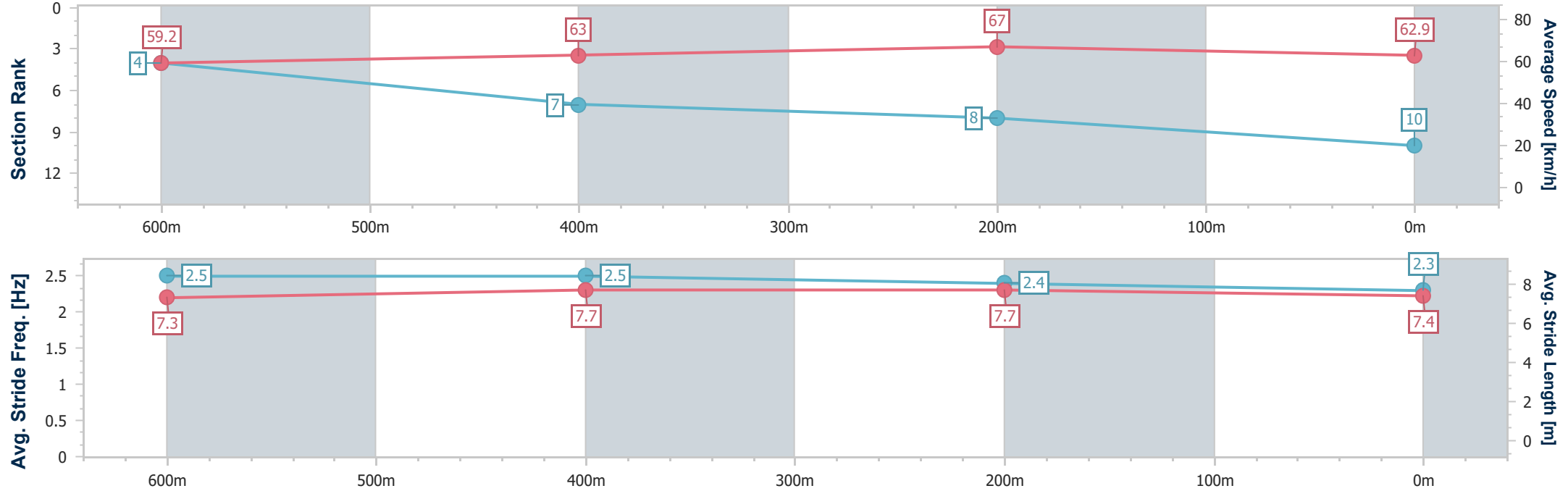
Horse/Jockey Name	Besmara
Final Rank	10
Fastest Section Time (Section)	0:10.86 (400m)
Top Speed [km/h] (Section)	71.2 (Overall)
Race State	Finished



Picklebet Park WarwickProfessional  
Race 3: GOLDEN PICKLE BENCHMARK 58 Handicap - 800m  
11 October 2025 - 14:39  
Track Rating: Good 4, Weather: Fine, Rail Position: True Entire Course.



Section	Overall	600m	400m	200m										
Section Times	0:46.17 [10] (0:12.20)	0:33.97 [4] (0:11.64)	0:22.33 [7] (0:10.86)	0:11.47 [8] (0:11.47)										
Average Speed [km/h]	59.2	63.0	67.0	62.9										
Top Speed [km/h]	71.2	71.2	69.7	66.6										
Avg. Dist. to Rail [m]	9.1	4.2	6.1	8.3										
Avg. Stride Freq. [Hz]	2.5	2.5	2.4	2.3										
Avg. Stride Length [m]	7.3	7.7	7.7	7.4										





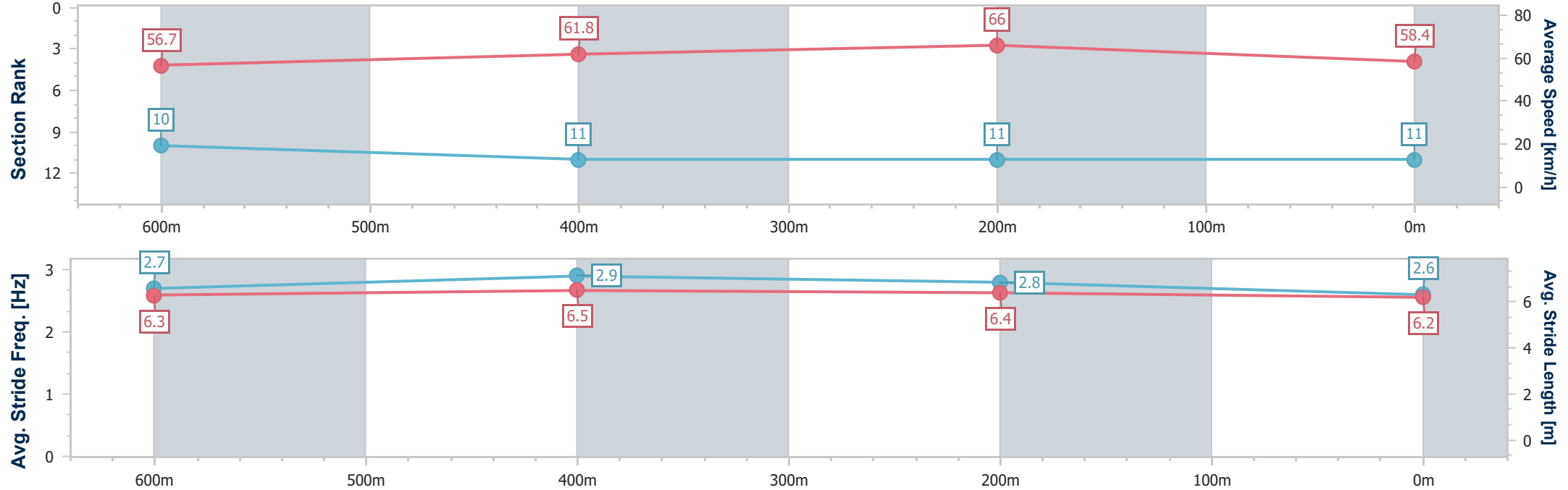
Horse/Jockey Name	Addictive Piranha
Final Rank	11
Fastest Section Time (Section)	0:10.93 (400m)
Top Speed [km/h] (Section)	69.6 (Overall)
Race State	Finished



Picklebet Park WarwickProfessional  
Race 3: GOLDEN PICKLE BENCHMARK 58 Handicap - 800m  
11 October 2025 - 14:39  
Track Rating: Good 4, Weather: Fine, Rail Position: True Entire Course.



Section	Overall	600m	400m	200m										
Section Times	0:47.64 [11] (0:12.71)	0:34.93 [10] (0:11.66)	0:23.27 [11] (0:10.93)	0:12.34 [11] (0:12.34)										
Average Speed [km/h]	56.7	61.8	66.0	58.4										
Top Speed [km/h]	69.6	69.5	66.3	65.1										
Avg. Dist. to Rail [m]	1.5	0.4	1.5	3.8										
Avg. Stride Freq. [Hz]	2.7	2.9	2.8	2.6										
Avg. Stride Length [m]	6.3	6.5	6.4	6.2										







# Picklebet Park WarwickProfessional

## Race 4: GLOBE ACCOUNTING BENCHMARK 58 Handicap - 1200m

11 October 2025 - 15:12



Track Rating: Good 4, Weather: Fine, Rail Position: True Entire Course.

Section		Overall				1000m	800m	600m	400m	200m	Last 600m		
Field Times		1:10.97 (0:13.96)				0:57.01 (0:10.89)	0:46.12 (0:11.27)	0:34.85 (0:10.95)	0:23.90 (0:11.44)	0:12.46 (0:12.46)	0:34.85		
Rank	TAB	Horse/Jockey	Barrier	Top Speed [km/h]	Fastest Section						Margin	Distance Travelled [m]	
1	11	JEROME	6	67.1	0:10.93	1:10.97 [1]	0:56.23 [8]	0:44.96 [8]	0:33.83 [8]	0:22.90 [7]	0:11.79 [4]	1:10.97	0:33.83
		Kenji Yoshida		600m	600m	(0:14.74)	(0:11.27)	(0:11.13)	(0:10.93)	(0:11.11)	(0:11.79)		
2	10	INVISIBLE TARGET	1	66.9	0:10.93	1:11.11 [2]	0:56.94 [2]	0:46.01 [2]	0:34.70 [2]	0:23.52 [2]	0:12.11 [2]	0.83L	0:34.70 +0
		Robbie Downey		1000m	1000m	(0:14.17)	(0:10.93)	(0:11.31)	(0:11.18)	(0:11.41)	(0:12.11)		
3	2	WINCHMAN	2	66.7	0:11.01	1:11.15 [3]	0:56.94 [4]	0:45.93 [3]	0:34.37 [5]	0:23.32 [4]	0:12.14 [3]	1.03L	0:34.37 +6
		Paige Fergusson-Smith		1000m	1000m	(0:14.21)	(0:11.01)	(0:11.56)	(0:11.05)	(0:11.18)	(0:12.14)		
4	9	GOOD PHILLY	5	66.4	0:11.10	1:11.20 [4]	0:56.76 [5]	0:45.57 [5]	0:34.47 [4]	0:23.23 [6]	0:11.88 [7]	1.36L	0:34.47 +5
		Montanna Savva		800m	800m	(0:14.44)	(0:11.19)	(0:11.10)	(0:11.24)	(0:11.35)	(0:11.88)		
5	8	SO YOU CAN TORQUE	4	66.2	0:11.07	1:11.45 [5]	0:56.91 [6]	0:45.70 [6]	0:34.63 [6]	0:23.52 [5]	0:12.14 [6]	2.79L	0:34.63 +1
		Nozi Tomizawa		800m	800m	(0:14.54)	(0:11.21)	(0:11.07)	(0:11.11)	(0:11.38)	(0:12.14)		
6	1	DRIALLE	10	68.1	0:10.89	1:11.47 [6]	0:57.51 [1]	0:46.62 [1]	0:35.35 [1]	0:24.40 [1]	0:12.96 [1]	2.91L	0:35.35 -2
		Amelia Heinrich		1000m	1000m	(0:13.96)	(0:10.89)	(0:11.27)	(0:10.95)	(0:11.44)	(0:12.96)		
7	3	LOADED GUN	8	66.1	0:11.10	1:11.90 [7]	0:57.71 [3]	0:46.61 [4]	0:35.36 [3]	0:24.14 [3]	0:12.61 [5]	5.47L	0:35.36 +2
		Paul Hamblin		1000m	1000m	(0:14.19)	(0:11.10)	(0:11.25)	(0:11.22)	(0:11.53)	(0:12.61)		
8	6	DUBAWI'S GIRL	7	66.5	0:11.21	1:12.20 [8]	0:57.56 [7]	0:46.35 [7]	0:35.14 [7]	0:23.92 [8]	0:12.51 [8]	7.22L	0:35.14 +4
		Les Tilley		600m	1000m	(0:14.64)	(0:11.21)	(0:11.21)	(0:11.22)	(0:11.41)	(0:12.51)		
9	4	NUTS 'N' BOLTS	9	66.3	0:11.26	1:12.95 [9]	0:57.97 [9]	0:46.71 [9]	0:35.27 [9]	0:23.81 [9]	0:12.24 [9]	11.63L	0:35.27 +4
		Bailie Baker		1000m	1000m	(0:14.98)	(0:11.26)	(0:11.44)	(0:11.46)	(0:11.57)	(0:12.24)		

Scratched: Fast Fusion (#5), La Pittrice (#7)



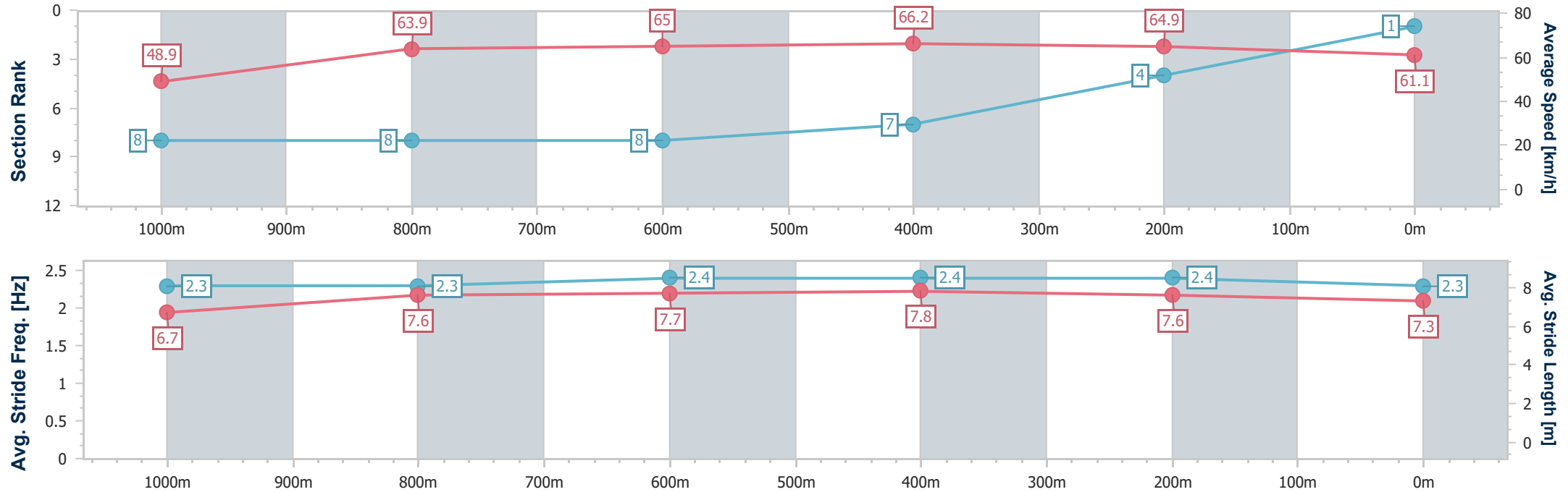
Horse/Jockey Name	Jerome
Final Rank	1
Fastest Section Time (Section)	0:10.93 (600m)
Top Speed [km/h] (Section)	67.1 (600m)
Race State	Finished



Picklebet Park WarwickProfessional  
Race 4: GLOBE ACCOUNTING BENCHMARK 58 Handicap - 1200m  
11 October 2025 - 15:12  
Track Rating: Good 4, Weather: Fine, Rail Position: True Entire Course.



Section	Overall	1000m	800m	600m	400m	200m							
Section Times	1:10.97 [1] (0:14.74)	0:56.23 [8] (0:11.27)	0:44.96 [8] (0:11.13)	0:33.83 [8] (0:10.93)	0:22.90 [7] (0:11.11)	0:11.79 [4] (0:11.79)							
Average Speed [km/h]	48.9	63.9	65.0	66.2	64.9	61.1							
Top Speed [km/h]	64.2	65.3	66.4	67.1	66.4	63.3							
Avg. Dist. to Rail [m]	4.3	0.9	0.7	0.5	3.3	4.7							
Avg. Stride Freq. [Hz]	2.3	2.3	2.4	2.4	2.4	2.3							
Avg. Stride Length [m]	6.7	7.6	7.7	7.8	7.6	7.3							





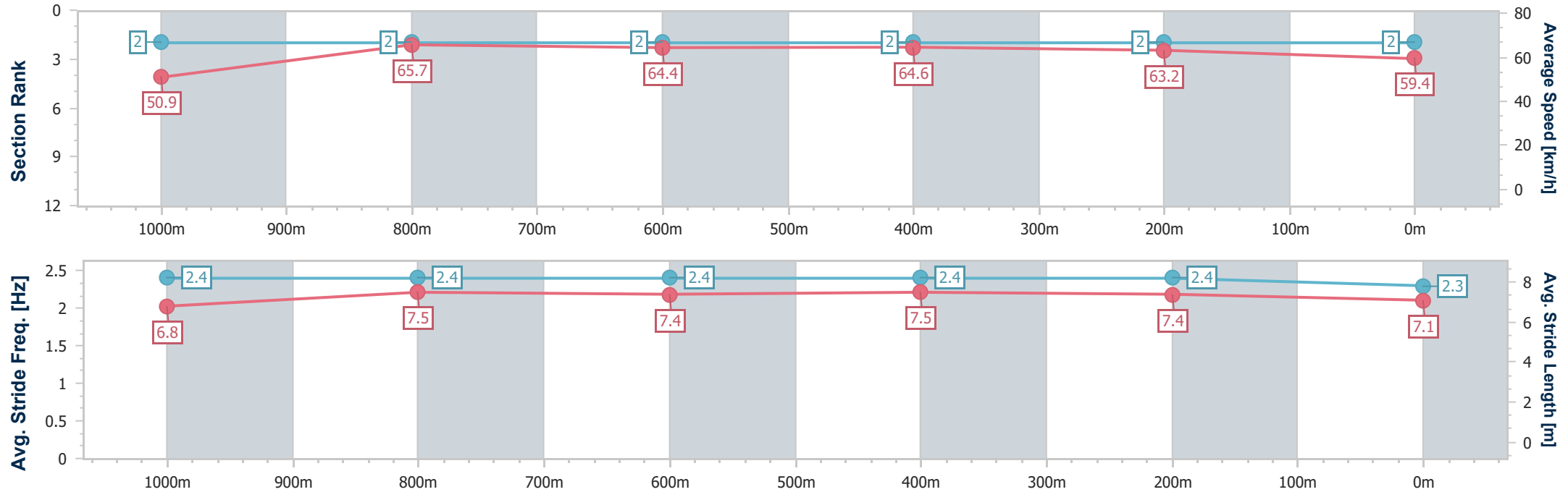
Horse/Jockey Name	Invisible Target
Final Rank	2
Fastest Section Time (Section)	0:10.93 (1000m)
Top Speed [km/h] (Section)	66.9 (1000m)
Race State	Finished



Picklebet Park WarwickProfessional  
Race 4: GLOBE ACCOUNTING BENCHMARK 58 Handicap - 1200m  
11 October 2025 - 15:12  
Track Rating: Good 4, Weather: Fine, Rail Position: True Entire Course.



Section	Overall	1000m	800m	600m	400m	200m							
Section Times	1:11.11 [2] (0:14.17)	0:56.94 [2] (0:10.93)	0:46.01 [2] (0:11.31)	0:34.70 [2] (0:11.18)	0:23.52 [2] (0:11.41)	0:12.11 [2] (0:12.11)							
Average Speed [km/h]	50.9	65.7	64.4	64.6	63.2	59.4							
Top Speed [km/h]	65.9	66.9	66.1	66.5	64.7	61.8							
Avg. Dist. to Rail [m]	0.8	0.4	1.5	1.0	2.6	5.3							
Avg. Stride Freq. [Hz]	2.4	2.4	2.4	2.4	2.4	2.3							
Avg. Stride Length [m]	6.8	7.5	7.4	7.5	7.4	7.1							



[ ] Ranking at each section and finish  
-.-.- No data available at this section  
NA No data available



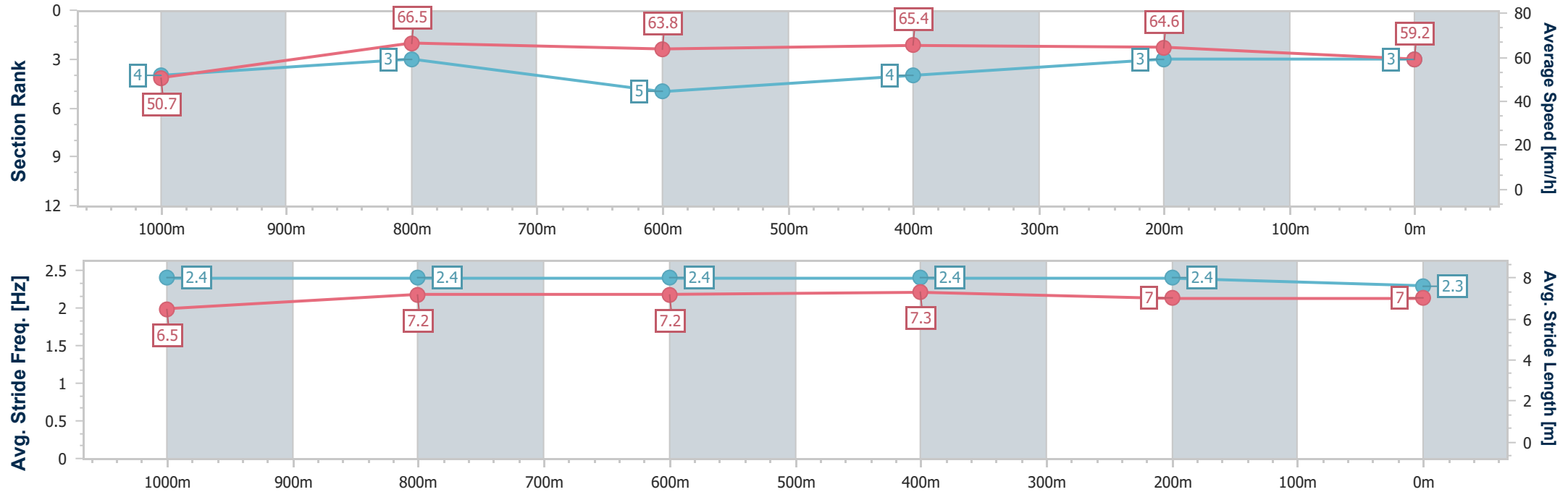
Horse/Jockey Name	Winchman
Final Rank	3
Fastest Section Time (Section)	0:11.01 (1000m)
Top Speed [km/h] (Section)	66.7 (1000m)
Race State	Finished



Picklebet Park WarwickProfessional  
Race 4: GLOBE ACCOUNTING BENCHMARK 58 Handicap - 1200m  
11 October 2025 - 15:12  
Track Rating: Good 4, Weather: Fine, Rail Position: True Entire Course.



Section	Overall	1000m	800m	600m	400m	200m							
Section Times	1:11.15 [3] (0:14.21)	0:56.94 [4] (0:11.01)	0:45.93 [3] (0:11.56)	0:34.37 [5] (0:11.05)	0:23.32 [4] (0:11.18)	0:12.14 [3] (0:12.14)							
Average Speed [km/h]	50.7	66.5	63.8	65.4	64.6	59.2							
Top Speed [km/h]	66.0	66.7	65.7	65.9	65.7	62.2							
Avg. Dist. to Rail [m]	2.8	4.0	4.9	1.0	2.2	5.3							
Avg. Stride Freq. [Hz]	2.4	2.4	2.4	2.4	2.4	2.3							
Avg. Stride Length [m]	6.5	7.2	7.2	7.3	7.0	7.0							



[ ] Ranking at each section and finish  
-.-.- No data available at this section  
NA No data available



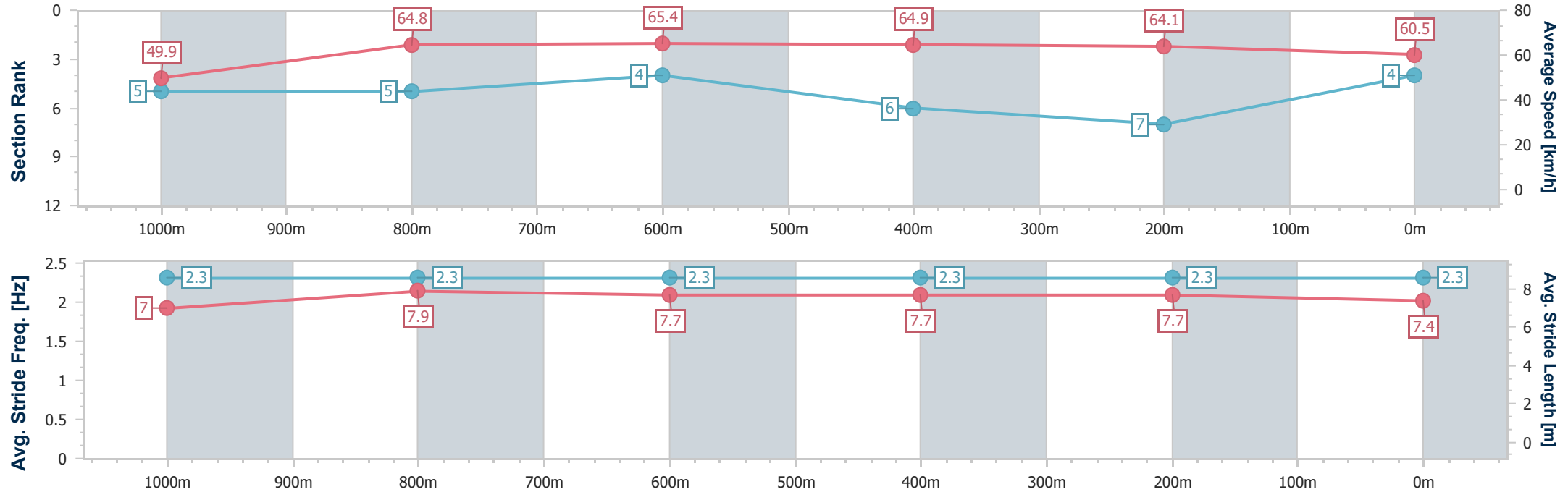
Horse/Jockey Name	Good Philly
Final Rank	4
Fastest Section Time (Section)	0:11.10 (800m)
Top Speed [km/h] (Section)	66.4 (800m)
Race State	Finished



Picklebet Park WarwickProfessional  
Race 4: GLOBE ACCOUNTING BENCHMARK 58 Handicap - 1200m  
11 October 2025 - 15:12  
Track Rating: Good 4, Weather: Fine, Rail Position: True Entire Course.



Section	Overall	1000m	800m	600m	400m	200m							
Section Times	1:11.20 [4] (0:14.44)	0:56.76 [5] (0:11.19)	0:45.57 [5] (0:11.10)	0:34.47 [4] (0:11.24)	0:23.23 [6] (0:11.35)	0:11.88 [7] (0:11.88)							
Average Speed [km/h]	49.9	64.8	65.4	64.9	64.1	60.5							
Top Speed [km/h]	64.8	65.2	66.4	65.4	65.0	62.5							
Avg. Dist. to Rail [m]	4.6	2.2	1.7	2.4	5.8	9.2							
Avg. Stride Freq. [Hz]	2.3	2.3	2.3	2.3	2.3	2.3							
Avg. Stride Length [m]	7.0	7.9	7.7	7.7	7.7	7.4							



[ ] Ranking at each section and finish  
-.-.- No data available at this section  
NA No data available



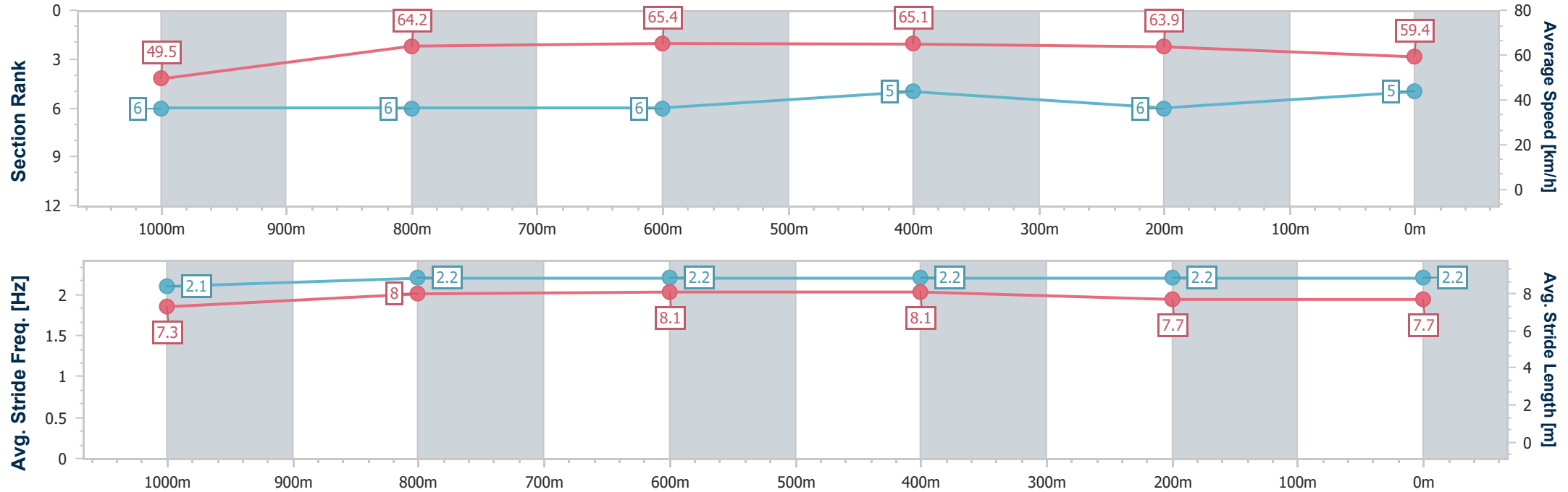
Horse/Jockey Name	So You Can Torque
Final Rank	5
Fastest Section Time (Section)	0:11.07 (800m)
Top Speed [km/h] (Section)	66.2 (800m)
Race State	Finished



Picklebet Park WarwickProfessional  
Race 4: GLOBE ACCOUNTING BENCHMARK 58 Handicap - 1200m  
11 October 2025 - 15:12  
Track Rating: Good 4, Weather: Fine, Rail Position: True Entire Course.



Section	Overall	1000m	800m	600m	400m	200m								
Section Times	1:11.45 [5] (0:14.54)	0:56.91 [6] (0:11.21)	0:45.70 [6] (0:11.07)	0:34.63 [6] (0:11.11)	0:23.52 [5] (0:11.38)	0:12.14 [6] (0:12.14)								
Average Speed [km/h]	49.5	64.2	65.4	65.1	63.9	59.4								
Top Speed [km/h]	64.7	65.3	66.2	66.0	64.6	62.3								
Avg. Dist. to Rail [m]	2.7	0.6	0.3	1.3	4.9	7.9								
Avg. Stride Freq. [Hz]	2.1	2.2	2.2	2.2	2.2	2.2								
Avg. Stride Length [m]	7.3	8.0	8.1	8.1	7.7	7.7								



- [ ] Ranking at each section and finish
- .-.- No data available at this section
- NA No data available



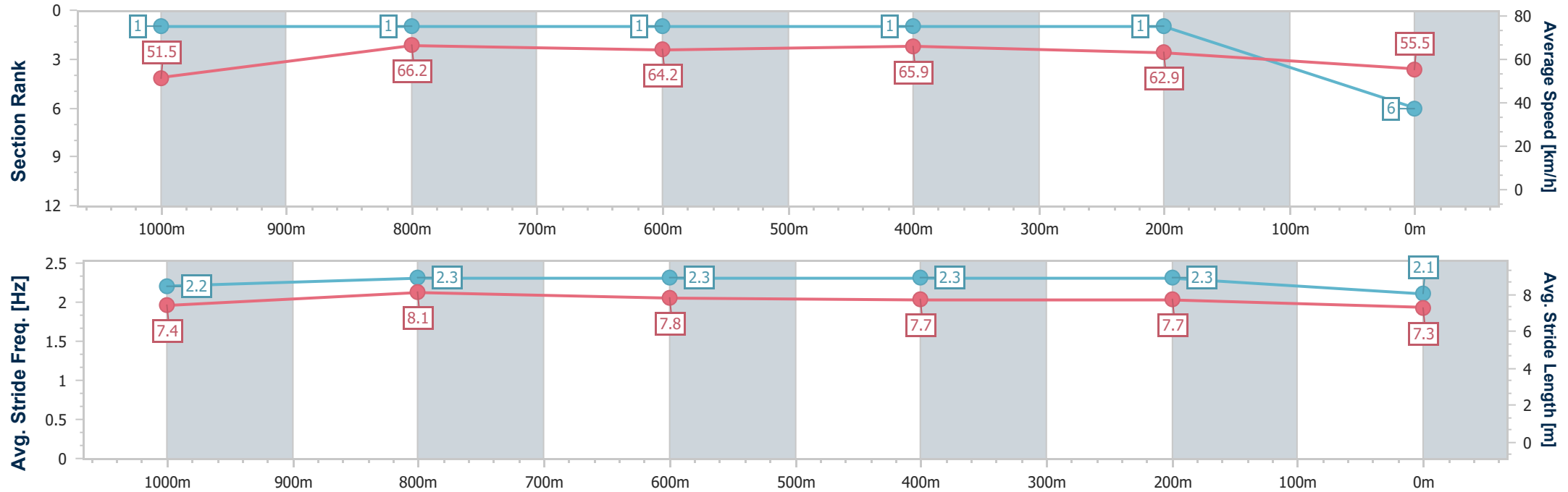
Horse/Jockey Name	Drialle
Final Rank	6
Fastest Section Time (Section)	0:10.89 (1000m)
Top Speed [km/h] (Section)	68.1 (1000m)
Race State	Finished



Picklebet Park WarwickProfessional  
Race 4: GLOBE ACCOUNTING BENCHMARK 58 Handicap -  
1200m  
11 October 2025 - 15:12  
Track Rating: Good 4, Weather: Fine, Rail Position: True Entire  
Course.



Section	Overall	1000m	800m	600m	400m	200m							
Section Times	1:11.47 [6] (0:13.96)	0:57.51 [1] (0:10.89)	0:46.62 [1] (0:11.27)	0:35.35 [1] (0:10.95)	0:24.40 [1] (0:11.44)	0:12.96 [1] (0:12.96)							
Average Speed [km/h]	51.5	66.2	64.2	65.9	62.9	55.5							
Top Speed [km/h]	68.0	68.1	66.6	66.6	65.2	59.9							
Avg. Dist. to Rail [m]	7.1	0.7	0.2	0.8	1.9	2.9							
Avg. Stride Freq. [Hz]	2.2	2.3	2.3	2.3	2.3	2.1							
Avg. Stride Length [m]	7.4	8.1	7.8	7.7	7.7	7.3							





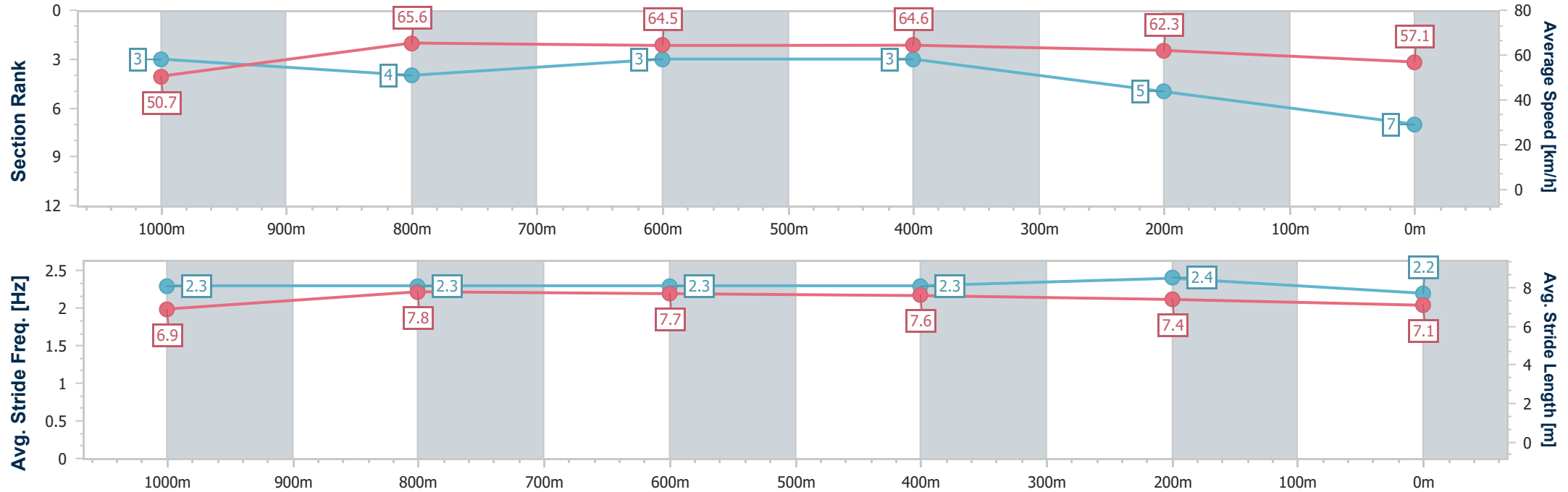
Horse/Jockey Name	Loaded Gun
Final Rank	7
Fastest Section Time (Section)	0:11.10 (1000m)
Top Speed [km/h] (Section)	66.1 (1000m)
Race State	Finished



Picklebet Park WarwickProfessional  
Race 4: GLOBE ACCOUNTING BENCHMARK 58 Handicap - 1200m  
11 October 2025 - 15:12  
Track Rating: Good 4, Weather: Fine, Rail Position: True Entire Course.



Section	Overall	1000m	800m	600m	400m	200m								
Section Times	1:11.90 [7] (0:14.19)	0:57.71 [3] (0:11.10)	0:46.61 [4] (0:11.25)	0:35.36 [3] (0:11.22)	0:24.14 [3] (0:11.53)	0:12.61 [5] (0:12.61)								
Average Speed [km/h]	50.7	65.6	64.5	64.6	62.3	57.1								
Top Speed [km/h]	65.7	66.1	65.9	65.5	64.2	59.6								
Avg. Dist. to Rail [m]	5.2	2.1	2.1	1.1	1.2	3.5								
Avg. Stride Freq. [Hz]	2.3	2.3	2.3	2.3	2.4	2.2								
Avg. Stride Length [m]	6.9	7.8	7.7	7.6	7.4	7.1								



- [ ] Ranking at each section and finish
- .-.- No data available at this section
- NA No data available





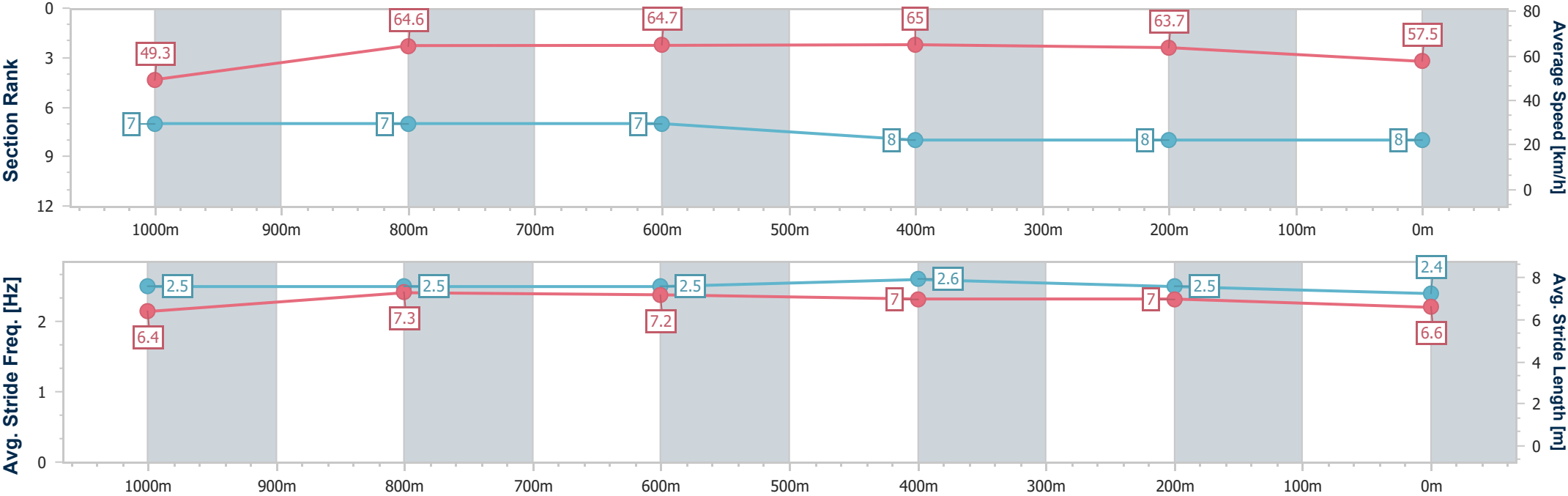
Horse/Jockey Name	Dubawi's Girl
Final Rank	8
Fastest Section Time (Section)	0:11.21 (1000m)
Top Speed [km/h] (Section)	66.5 (600m)
Race State	Finished



Picklebet Park WarwickProfessional  
Race 4: GLOBE ACCOUNTING BENCHMARK 58 Handicap - 1200m  
11 October 2025 - 15:12  
Track Rating: Good 4, Weather: Fine, Rail Position: True Entire Course.



Section	Overall	1000m	800m	600m	400m	200m							
Section Times	1:12.20 [8] (0:14.64)	0:57.56 [7] (0:11.21)	0:46.35 [7] (0:11.21)	0:35.14 [7] (0:11.22)	0:23.92 [8] (0:11.41)	0:12.51 [8] (0:12.51)							
Average Speed [km/h]	49.3	64.6	64.7	65.0	63.7	57.5							
Top Speed [km/h]	65.3	65.7	65.6	66.5	66.3	61.5							
Avg. Dist. to Rail [m]	5.1	2.1	1.6	2.0	6.1	7.5							
Avg. Stride Freq. [Hz]	2.5	2.5	2.5	2.6	2.5	2.4							
Avg. Stride Length [m]	6.4	7.3	7.2	7.0	7.0	6.6							





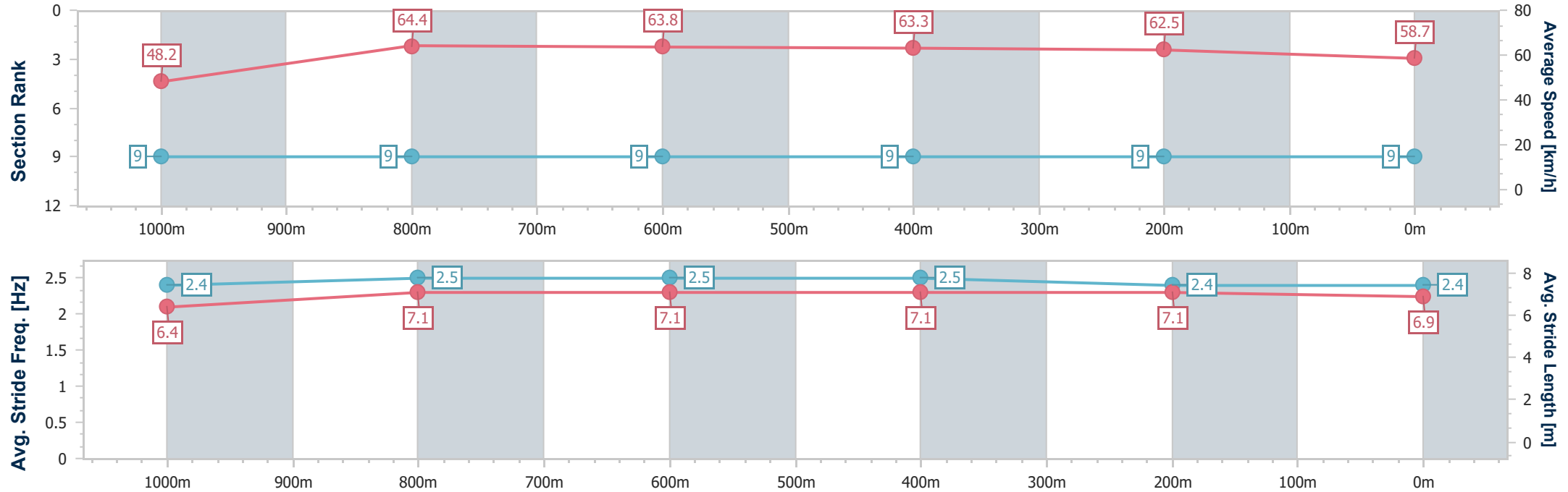
Horse/Jockey Name	Nuts 'N' Bolts
Final Rank	9
Fastest Section Time (Section)	0:11.26 (1000m)
Top Speed [km/h] (Section)	66.3 (1000m)
Race State	Finished



Picklebet Park WarwickProfessional  
Race 4: GLOBE ACCOUNTING BENCHMARK 58 Handicap - 1200m  
11 October 2025 - 15:12  
Track Rating: Good 4, Weather: Fine, Rail Position: True Entire Course.



Section	Overall	1000m	800m	600m	400m	200m							
Section Times	1:12.95 [9] (0:14.98)	0:57.97 [9] (0:11.26)	0:46.71 [9] (0:11.44)	0:35.27 [9] (0:11.46)	0:23.81 [9] (0:11.57)	0:12.24 [9] (0:12.24)							
Average Speed [km/h]	48.2	64.4	63.8	63.3	62.5	58.7							
Top Speed [km/h]	64.4	66.3	64.6	64.1	64.0	62.6							
Avg. Dist. to Rail [m]	6.3	2.6	2.4	1.6	0.9	3.6							
Avg. Stride Freq. [Hz]	2.4	2.5	2.5	2.5	2.4	2.4							
Avg. Stride Length [m]	6.4	7.1	7.1	7.1	7.1	6.9							





Picklebet Park WarwickProfessional  
Race 5: SCOTT ELLIS MEMORIAL / RANBUILD WARWICK NEWMARKET  
BENCHMARK 70 Handicap - 1200m  
11 October 2025 - 15:54



Track Rating: Good 4, Weather: Fine, Rail Position: True Entire Course.

Section		Overall				1000m	800m	600m	400m	200m	Last 600m		
Field Times		1:09.88				0:56.32	0:45.82	0:34.82	0:23.62	0:12.09	0:34.82		
		(0:13.56)				(0:10.50)	(0:11.00)	(0:11.20)	(0:11.53)	(0:12.09)			
Rank	TAB	Horse/Jockey	Barrier	Top Speed [km/h]	Fastest Section						Margin	Distance Travelled [m]	
1	4	BIG BOY GEORGE	4	68.8	0:10.69	1:09.88 [1]	0:55.81 [6]	0:45.12 [6]	0:34.25 [5]	0:23.16 [5]	0:12.09 [1]	1:09.88	0:34.25
		Jackson Murphy		1000m	1000m	(0:14.07)	(0:10.69)	(0:10.87)	(0:11.09)	(0:11.07)	(0:12.09)		
2	2	OUTSMARTED	3	69.7	0:10.63	1:10.03 [2]	0:56.18 [4]	0:45.55 [4]	0:34.59 [4]	0:23.53 [3]	0:12.17 [3]	0.88L	0:34.59 +3
		Paul Hamblin		1000m	1000m	(0:13.85)	(0:10.63)	(0:10.96)	(0:11.06)	(0:11.36)	(0:12.17)		
3	13	LAVONI	12	68.8	0:10.71	1:10.15 [3]	0:55.74 [9]	0:45.03 [8]	0:34.16 [8]	0:23.26 [6]	0:12.16 [4]	1.59L	0:34.16 +0
		Nozi Tomizawa		1000m	1000m	(0:14.41)	(0:10.71)	(0:10.87)	(0:10.90)	(0:11.10)	(0:12.16)		
4	1	FAKE MAGIC	10	69.4	0:10.68	1:10.31 [4]	0:56.43 [5]	0:45.75 [5]	0:34.54 [6]	0:23.27 [7]	0:11.93 [7]	2.53L	0:34.54 +4
		Jake Molloy		1000m	1000m	(0:13.88)	(0:10.68)	(0:11.21)	(0:11.27)	(0:11.34)	(0:11.93)		
5	11	MACHINE HEAD	7	71.0	0:10.50	1:10.33 [5]	0:56.77 [1]	0:46.27 [1]	0:35.27 [1]	0:24.07 [1]	0:12.50 [2]	2.67L	0:35.27 +8
		Kenji Yoshida		1000m	1000m	(0:13.56)	(0:10.50)	(0:11.00)	(0:11.20)	(0:11.57)	(0:12.50)		
6	5	ESJAY	5	68.1	0:10.82	1:10.44 [6]	0:56.33 [7]	0:45.51 [7]	0:34.45 [7]	0:23.26 [8]	0:11.96 [8]	3.3L	0:34.45 +8
		Les Tilley		1000m	1000m	(0:14.11)	(0:10.82)	(0:11.06)	(0:11.19)	(0:11.30)	(0:11.96)		
7	14	KOGA NINJA	11	70.7	0:10.62	1:10.80 [7]	0:57.01 [3]	0:46.39 [3]	0:35.40 [3]	0:24.26 [4]	0:12.63 [6]	5.42L	0:35.40 +2
		Morgan Butler		1000m	1000m	(0:13.79)	(0:10.62)	(0:10.99)	(0:11.14)	(0:11.63)	(0:12.63)		
8	6	BURLEIGH MAGIC	9	67.8	0:10.97	1:11.59 [8]	0:57.40 [8]	0:46.43 [9]	0:35.22 [9]	0:24.20 [9]	0:12.73 [9]	10.04L	0:35.22 +3
		Nathan Fazackerley		1000m	1000m	(0:14.19)	(0:10.97)	(0:11.21)	(0:11.02)	(0:11.47)	(0:12.73)		
9	3	ZOUPRINCE	2	69.4	0:10.62	1:12.07 [9]	0:58.51 [2]	0:47.89 [2]	0:36.87 [2]	0:25.68 [2]	0:14.04 [5]	12.89L	0:36.87 -4
		Robbie Downey		1000m	1000m	(0:13.56)	(0:10.62)	(0:11.02)	(0:11.19)	(0:11.64)	(0:14.04)		

Scratched: Silver City (#8), Nuts 'N' Bolts (#9), Born Fearless (#10), Ma's Epic (#12), Merchant Lady (#7)



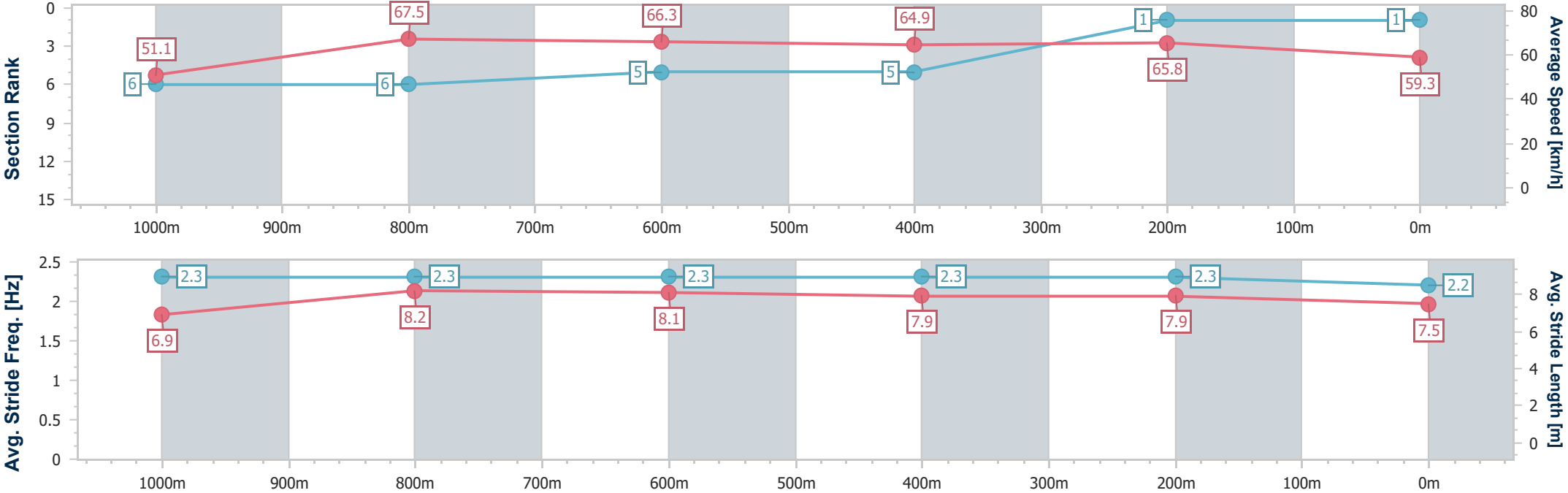
Horse/Jockey Name	Big Boy George
Final Rank	1
Fastest Section Time (Section)	0:10.69 (1000m)
Top Speed [km/h] (Section)	68.8 (1000m)
Race State	Finished



Picklebet Park WarwickProfessional  
Race 5: SCOTT ELLIS MEMORIAL / RANBUILD WARWICK  
NEWMARKET BENCHMARK 70 Handicap - 1200m  
11 October 2025 - 15:54  
Track Rating: Good 4, Weather: Fine, Rail Position: True Entire Course.



Section	Overall	1000m	800m	600m	400m	200m							
Section Times	1:09.88 [1] (0:14.07)	0:55.81 [6] (0:10.69)	0:45.12 [6] (0:10.87)	0:34.25 [5] (0:11.09)	0:23.16 [5] (0:11.07)	0:12.09 [1] (0:12.09)							
Average Speed [km/h]	51.1	67.5	66.3	64.9	65.8	59.3							
Top Speed [km/h]	66.7	68.8	67.1	66.0	67.4	65.0							
Avg. Dist. to Rail [m]	1.5	0.8	0.3	0.5	4.9	6.4							
Avg. Stride Freq. [Hz]	2.3	2.3	2.3	2.3	2.3	2.2							
Avg. Stride Length [m]	6.9	8.2	8.1	7.9	7.9	7.5							





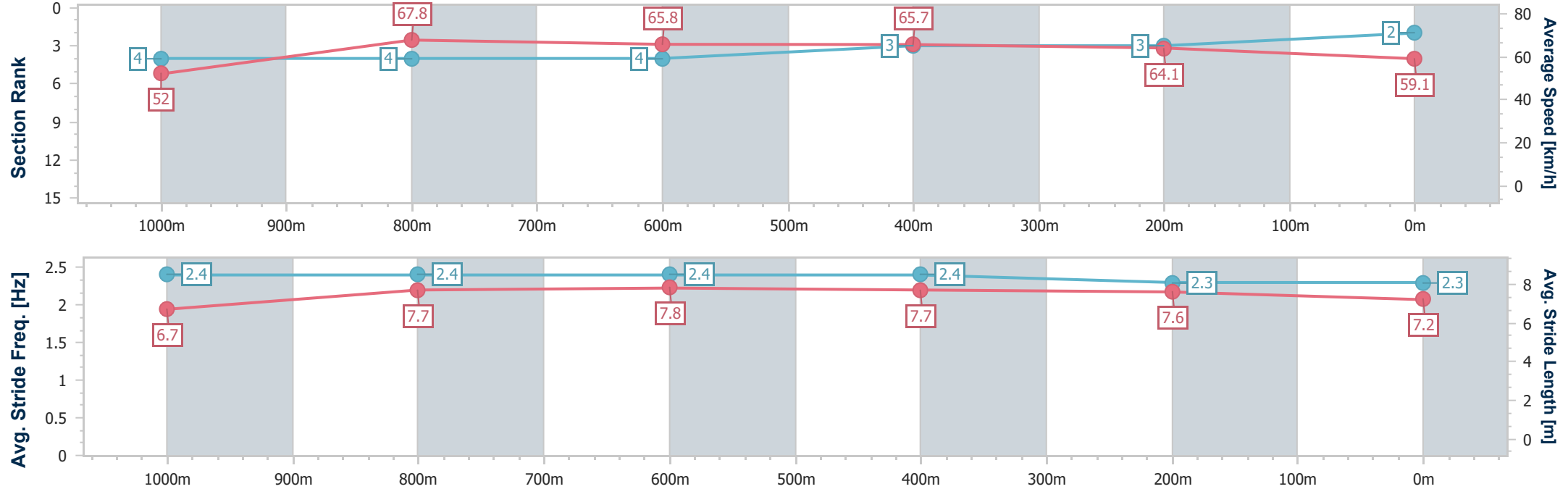
Horse/Jockey Name	Outsmarted
Final Rank	2
Fastest Section Time (Section)	0:10.63 (1000m)
Top Speed [km/h] (Section)	69.7 (1000m)
Race State	Finished



Picklebet Park WarwickProfessional  
Race 5: SCOTT ELLIS MEMORIAL / RANBUILD WARWICK  
NEWMARKET BENCHMARK 70 Handicap - 1200m  
11 October 2025 - 15:54  
Track Rating: Good 4, Weather: Fine, Rail Position: True Entire Course.



Section	Overall	1000m	800m	600m	400m	200m							
Section Times	1:10.03 [2] (0:13.85)	0:56.18 [4] (0:10.63)	0:45.55 [4] (0:10.96)	0:34.59 [4] (0:11.06)	0:23.53 [3] (0:11.36)	0:12.17 [3] (0:12.17)							
Average Speed [km/h]	52.0	67.8	65.8	65.7	64.1	59.1							
Top Speed [km/h]	67.8	69.7	66.9	66.8	65.4	63.7							
Avg. Dist. to Rail [m]	1.5	0.5	0.2	1.6	5.9	7.0							
Avg. Stride Freq. [Hz]	2.4	2.4	2.4	2.4	2.3	2.3							
Avg. Stride Length [m]	6.7	7.7	7.8	7.7	7.6	7.2							



- [ ] Ranking at each section and finish
- .-.- No data available at this section
- NA No data available



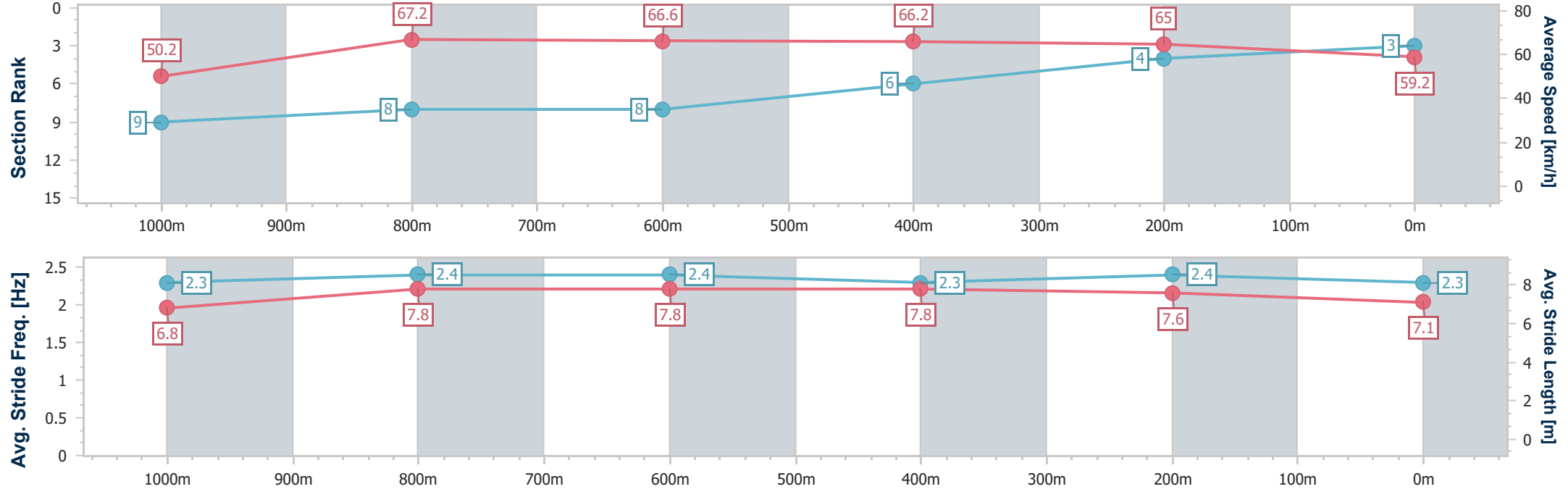
Horse/Jockey Name	Lavoni
Final Rank	3
Fastest Section Time (Section)	0:10.71 (1000m)
Top Speed [km/h] (Section)	68.8 (1000m)
Race State	Finished



Picklebet Park WarwickProfessional  
Race 5: SCOTT ELLIS MEMORIAL / RANBUILD WARWICK  
NEWMARKET BENCHMARK 70 Handicap - 1200m  
11 October 2025 - 15:54  
Track Rating: Good 4, Weather: Fine, Rail Position: True Entire Course.



Section	Overall	1000m	800m	600m	400m	200m							
Section Times	1:10.15 [3] (0:14.41)	0:55.74 [9] (0:10.71)	0:45.03 [8] (0:10.87)	0:34.16 [8] (0:10.90)	0:23.26 [6] (0:11.10)	0:12.16 [4] (0:12.16)							
Average Speed [km/h]	50.2	67.2	66.6	66.2	65.0	59.2							
Top Speed [km/h]	65.4	68.8	67.8	67.3	67.2	61.4							
Avg. Dist. to Rail [m]	6.9	0.9	0.2	0.7	1.1	2.5							
Avg. Stride Freq. [Hz]	2.3	2.4	2.4	2.3	2.4	2.3							
Avg. Stride Length [m]	6.8	7.8	7.8	7.8	7.6	7.1							



[ ] Ranking at each section and finish  
-.-.- No data available at this section  
NA No data available



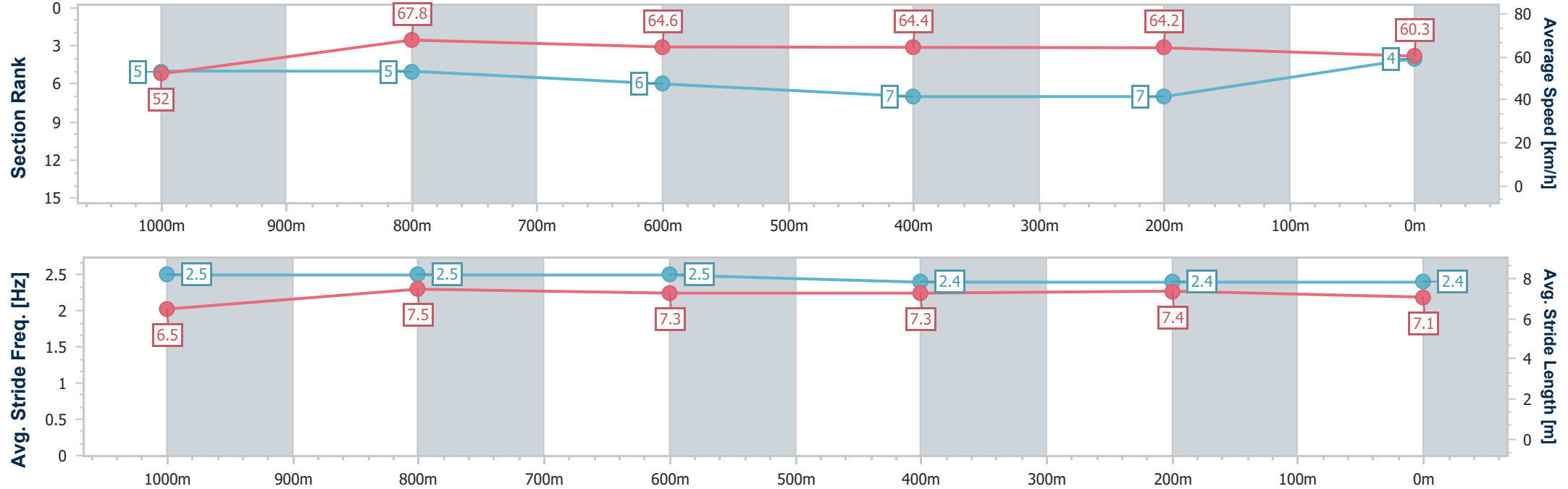
Horse/Jockey Name	Fake Magic
Final Rank	4
Fastest Section Time (Section)	0:10.68 (1000m)
Top Speed [km/h] (Section)	69.4 (1000m)
Race State	Finished



Picklebet Park WarwickProfessional  
Race 5: SCOTT ELLIS MEMORIAL / RANBUILD WARWICK  
NEWMARKET BENCHMARK 70 Handicap - 1200m  
11 October 2025 - 15:54  
Track Rating: Good 4, Weather: Fine, Rail Position: True Entire Course.



Section	Overall	1000m	800m	600m	400m	200m							
Section Times	1:10.31 [4] (0:13.88)	0:56.43 [5] (0:10.68)	0:45.75 [5] (0:11.21)	0:34.54 [6] (0:11.27)	0:23.27 [7] (0:11.34)	0:11.93 [7] (0:11.93)							
Average Speed [km/h]	52.0	67.8	64.6	64.4	64.2	60.3							
Top Speed [km/h]	68.7	69.4	66.3	66.0	64.9	64.1							
Avg. Dist. to Rail [m]	5.3	1.1	1.5	1.8	5.8	9.2							
Avg. Stride Freq. [Hz]	2.5	2.5	2.5	2.4	2.4	2.4							
Avg. Stride Length [m]	6.5	7.5	7.3	7.3	7.4	7.1							



[ ] Ranking at each section and finish  
-.-.- No data available at this section  
NA No data available



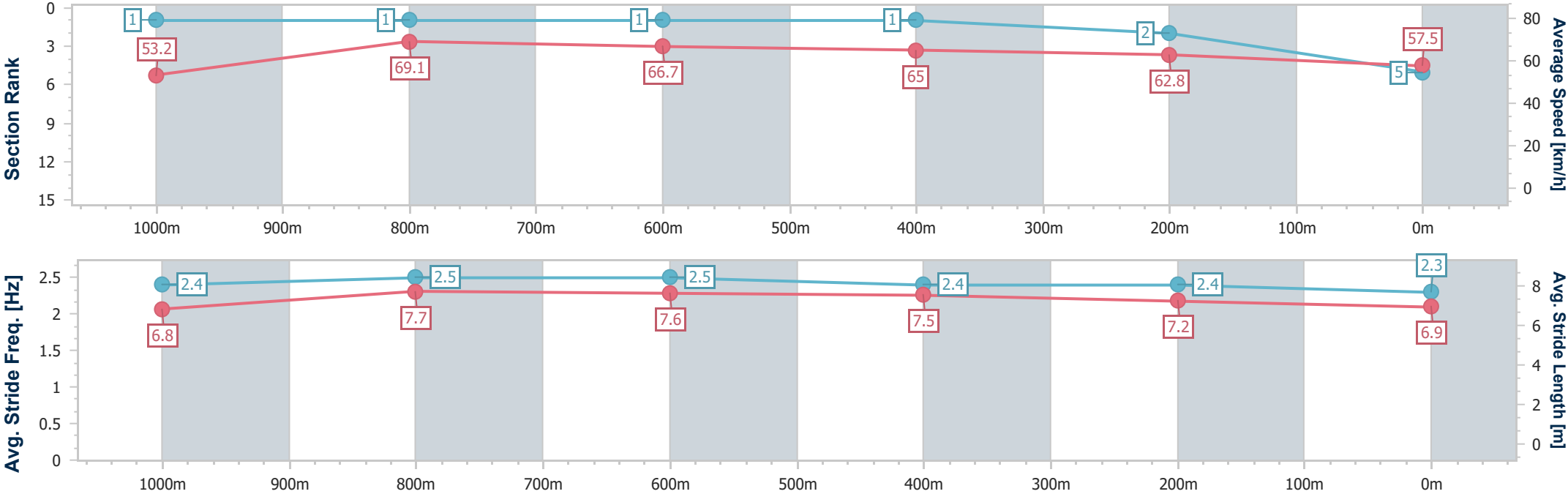
Horse/Jockey Name	Machine Head
Final Rank	5
Fastest Section Time (Section)	0:10.50 (1000m)
Top Speed [km/h] (Section)	71.0 (1000m)
Race State	Finished



Picklebet Park WarwickProfessional  
Race 5: SCOTT ELLIS MEMORIAL / RANBUILD WARWICK  
NEWMARKET BENCHMARK 70 Handicap - 1200m  
11 October 2025 - 15:54  
Track Rating: Good 4, Weather: Fine, Rail Position: True Entire Course.



Section	Overall	1000m	800m	600m	400m	200m							
Section Times	1:10.33 [5] (0:13.56)	0:56.77 [1] (0:10.50)	0:46.27 [1] (0:11.00)	0:35.27 [1] (0:11.20)	0:24.07 [1] (0:11.57)	0:12.50 [2] (0:12.50)							
Average Speed [km/h]	53.2	69.1	66.7	65.0	62.8	57.5							
Top Speed [km/h]	70.4	71.0	68.4	66.5	64.7	60.0							
Avg. Dist. to Rail [m]	4.1	2.6	3.5	2.5	3.7	5.0							
Avg. Stride Freq. [Hz]	2.4	2.5	2.5	2.4	2.4	2.3							
Avg. Stride Length [m]	6.8	7.7	7.6	7.5	7.2	6.9							







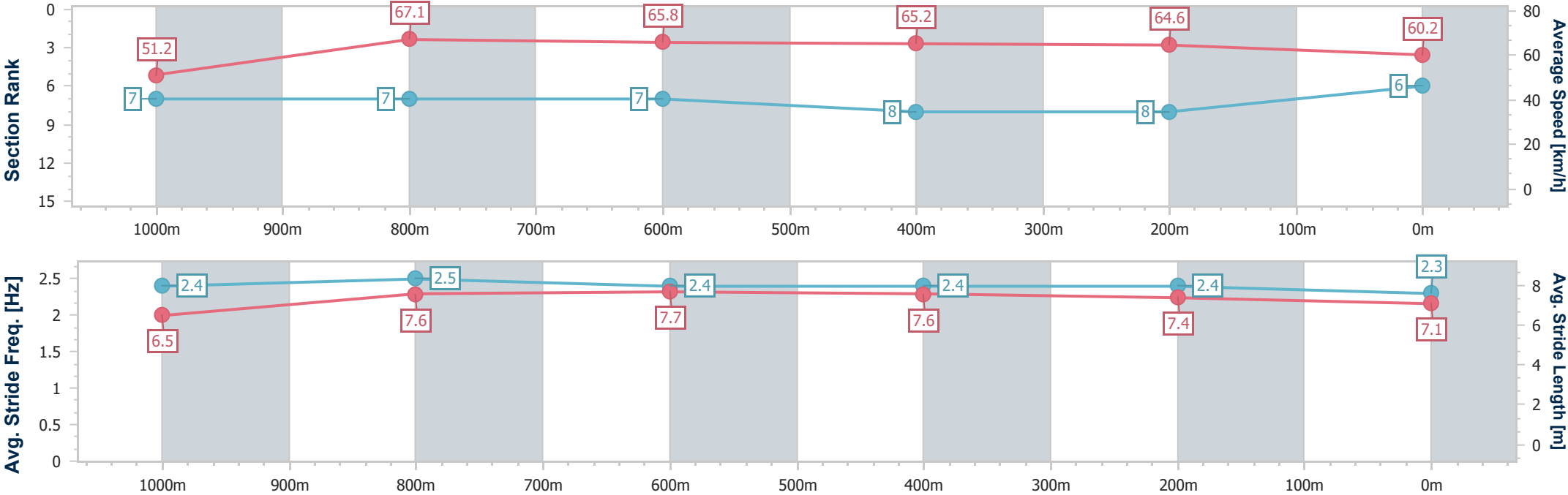
Horse/Jockey Name	Esjay
Final Rank	6
Fastest Section Time (Section)	0:10.82 (1000m)
Top Speed [km/h] (Section)	68.1 (1000m)
Race State	Finished



Picklebet Park WarwickProfessional  
Race 5: SCOTT ELLIS MEMORIAL / RANBUILD WARWICK  
NEWMARKET BENCHMARK 70 Handicap - 1200m  
11 October 2025 - 15:54  
Track Rating: Good 4, Weather: Fine, Rail Position: True Entire Course.



Section	Overall	1000m	800m	600m	400m	200m							
Section Times	1:10.44 [6] (0:14.11)	0:56.33 [7] (0:10.82)	0:45.51 [7] (0:11.06)	0:34.45 [7] (0:11.19)	0:23.26 [8] (0:11.30)	0:11.96 [8] (0:11.96)							
Average Speed [km/h]	51.2	67.1	65.8	65.2	64.6	60.2							
Top Speed [km/h]	66.9	68.1	67.0	66.9	65.6	63.5							
Avg. Dist. to Rail [m]	3.2	2.5	1.8	2.8	7.7	10.3							
Avg. Stride Freq. [Hz]	2.4	2.5	2.4	2.4	2.4	2.3							
Avg. Stride Length [m]	6.5	7.6	7.7	7.6	7.4	7.1							





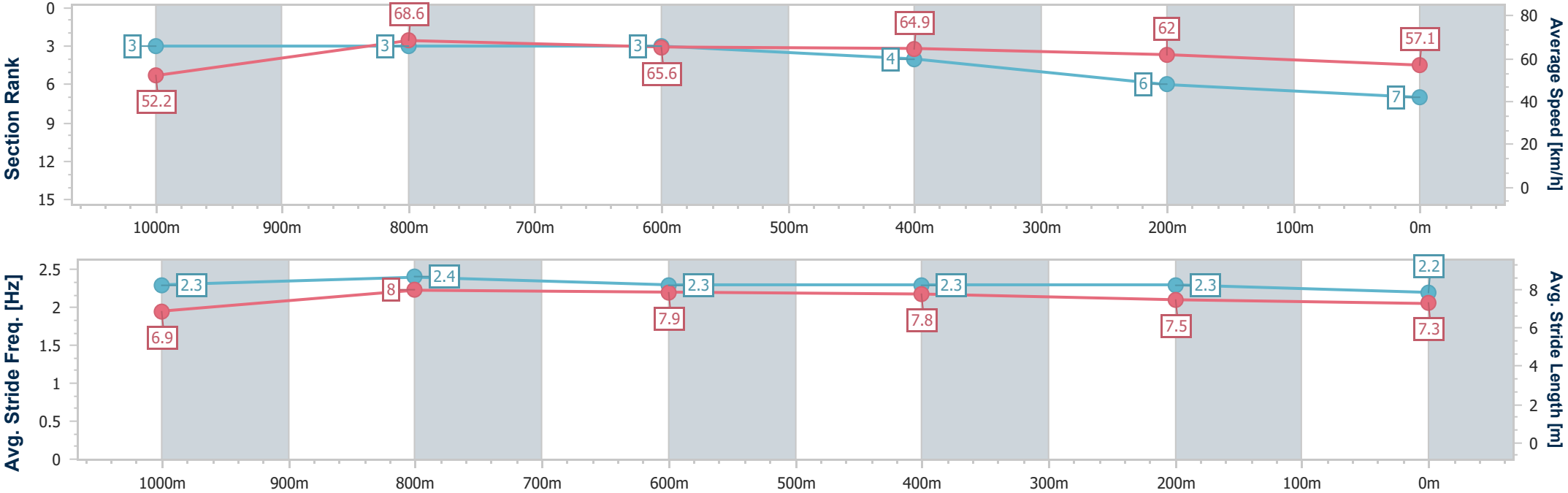
Horse/Jockey Name	Koga Ninja
Final Rank	7
Fastest Section Time (Section)	0:10.62 (1000m)
Top Speed [km/h] (Section)	70.7 (1000m)
Race State	Finished



Picklebet Park WarwickProfessional  
Race 5: SCOTT ELLIS MEMORIAL / RANBUILD WARWICK  
NEWMARKET BENCHMARK 70 Handicap - 1200m  
11 October 2025 - 15:54  
Track Rating: Good 4, Weather: Fine, Rail Position: True Entire Course.



Section	Overall	1000m	800m	600m	400m	200m							
Section Times	1:10.80 [7] (0:13.79)	0:57.01 [3] (0:10.62)	0:46.39 [3] (0:10.99)	0:35.40 [3] (0:11.14)	0:24.26 [4] (0:11.63)	0:12.63 [6] (0:12.63)							
Average Speed [km/h]	52.2	68.6	65.6	64.9	62.0	57.1							
Top Speed [km/h]	68.5	70.7	66.6	66.0	64.5	59.8							
Avg. Dist. to Rail [m]	7.3	3.0	0.9	0.2	3.3	5.6							
Avg. Stride Freq. [Hz]	2.3	2.4	2.3	2.3	2.3	2.2							
Avg. Stride Length [m]	6.9	8.0	7.9	7.8	7.5	7.3							



[ ] Ranking at each section and finish  
-.-.- No data available at this section  
NA No data available



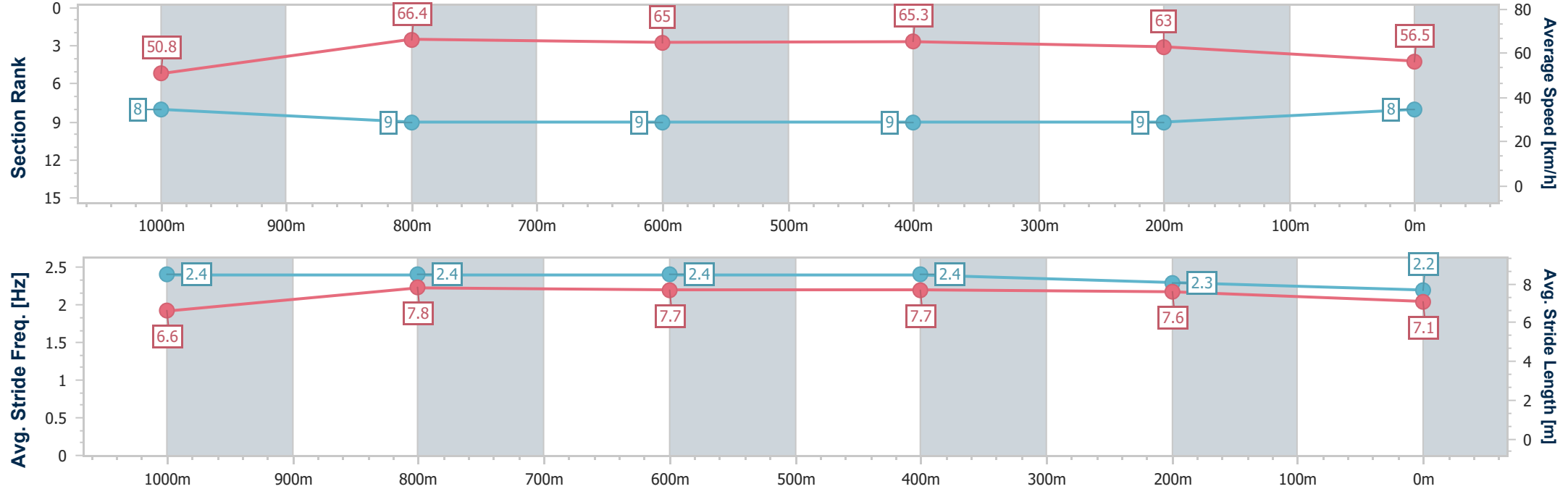
Horse/Jockey Name	Burleigh Magic
Final Rank	8
Fastest Section Time (Section)	0:10.97 (1000m)
Top Speed [km/h] (Section)	67.8 (1000m)
Race State	Finished



Picklebet Park WarwickProfessional  
Race 5: SCOTT ELLIS MEMORIAL / RANBUILD WARWICK  
NEWMARKET BENCHMARK 70 Handicap - 1200m  
11 October 2025 - 15:54  
Track Rating: Good 4, Weather: Fine, Rail Position: True Entire Course.



Section	Overall	1000m	800m	600m	400m	200m							
Section Times	1:11.59 [8] (0:14.19)	0:57.40 [8] (0:10.97)	0:46.43 [9] (0:11.21)	0:35.22 [9] (0:11.02)	0:24.20 [9] (0:11.47)	0:12.73 [9] (0:12.73)							
Average Speed [km/h]	50.8	66.4	65.0	65.3	63.0	56.5							
Top Speed [km/h]	66.6	67.8	66.3	66.6	65.3	59.4							
Avg. Dist. to Rail [m]	5.2	3.1	2.0	0.5	1.9	4.8							
Avg. Stride Freq. [Hz]	2.4	2.4	2.4	2.4	2.3	2.2							
Avg. Stride Length [m]	6.6	7.8	7.7	7.7	7.6	7.1							





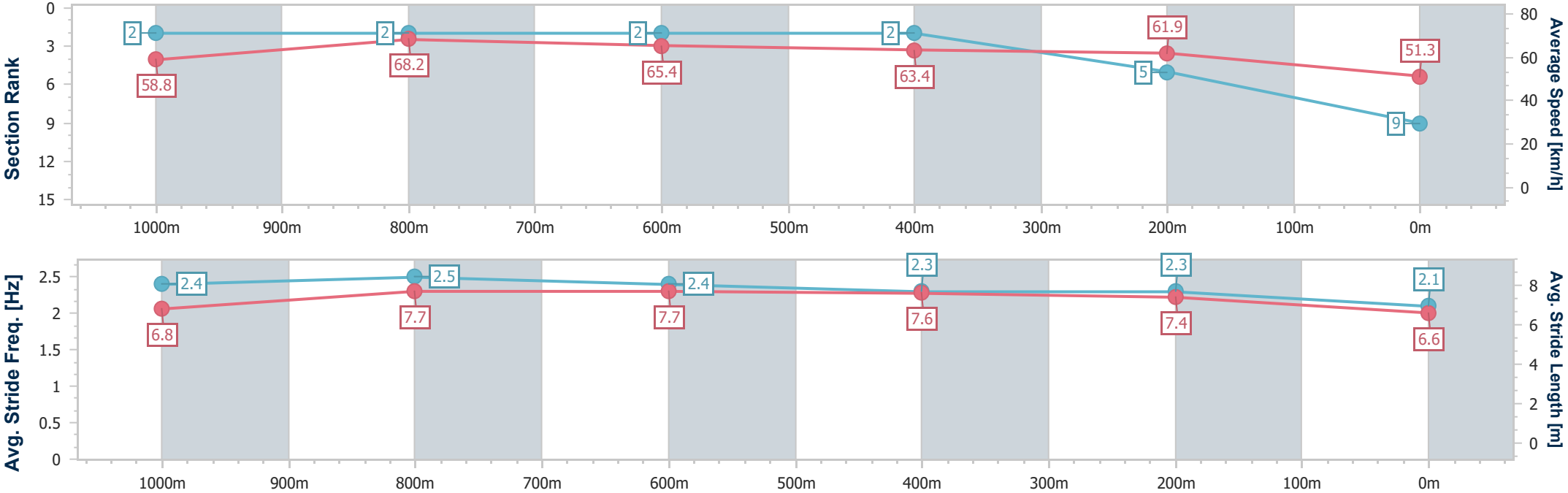
Horse/Jockey Name	Zouprince
Final Rank	9
Fastest Section Time (Section)	0:10.62 (1000m)
Top Speed [km/h] (Section)	69.4 (1000m)
Race State	Finished



Picklebet Park WarwickProfessional  
Race 5: SCOTT ELLIS MEMORIAL / RANBUILD WARWICK  
NEWMARKET BENCHMARK 70 Handicap - 1200m  
11 October 2025 - 15:54  
Track Rating: Good 4, Weather: Fine, Rail Position: True Entire Course.



Section	Overall	1000m	800m	600m	400m	200m							
Section Times	1:12.07 [9] (0:13.56)	0:58.51 [2] (0:10.62)	0:47.89 [2] (0:11.02)	0:36.87 [2] (0:11.19)	0:25.68 [2] (0:11.64)	0:14.04 [5] (0:14.04)							
Average Speed [km/h]	58.8	68.2	65.4	63.4	61.9	51.3							
Top Speed [km/h]	63.4	69.4	68.8	66.1	64.8	62.3							
Avg. Dist. to Rail [m]	1.9	1.2	0.3	0.7	1.6	3.9							
Avg. Stride Freq. [Hz]	2.4	2.5	2.4	2.3	2.3	2.1							
Avg. Stride Length [m]	6.8	7.7	7.7	7.6	7.4	6.6							





Picklebet Park WarwickProfessional  
Race 6: DARLING DOWNS BANK WARWICK CUP OPEN Handicap -  
1500m

11 October 2025 - 16:28



Track Rating: Good 4, Weather: Fine, Rail Position: True Entire Course.

Section						Overall	1400m	1200m	1000m	800m	600m	400m	Last 600m	
Field Times						1:29.31 (0:08.54)	1:20.77 (0:11.22)	1:09.55 (0:11.11)	0:58.44 (0:11.56)	0:46.88 (0:11.79)	0:35.09 (0:11.45)	0:23.64 (0:11.57)	0:35.09	
Rank	TAB	Horse/Jockey	Barrier	Top Speed [km/h]	Fastest Section									Distance Travelled [m]
1	5	LAST CHANCE SALOON	11	66.2	0:09.03	1:29.31 [1]	1:20.28 [6]	1:08.61 [7]	0:57.38 [7]	0:45.87 [7]	0:34.42 [6]	0:23.02 [6]	0:34.42	
		Nozi Tomizawa		400m	Overall	(0:09.03)	(0:11.67)	(0:11.23)	(0:11.51)	(0:11.45)	(0:11.40)	(0:11.23)		
2	8	POWERFUL EAGLE	3	65.8	0:08.71	1:29.42 [2]	1:20.71 [2]	1:09.52 [2]	0:58.26 [2]	0:46.82 [2]	0:35.20 [1]	0:23.75 [1]	0:35.20	-6
		Reece O'Connell		1400m	Overall	(0:08.71)	(0:11.19)	(0:11.26)	(0:11.44)	(0:11.62)	(0:11.45)	(0:11.57)		
3	17	CHASING JACKLEY	4	66.1	0:08.85	1:29.58 [3]	1:20.73 [5]	1:09.06 [6]	0:57.88 [6]	0:46.38 [6]	0:34.68 [7]	0:23.18 [8]	0:34.68	+0
		Bailie Baker		1200m	Overall	(0:08.85)	(0:11.67)	(0:11.18)	(0:11.50)	(0:11.70)	(0:11.50)	(0:11.52)		
4	4	CHAYSE 'N' ARTIE	12	65.0	0:09.12	1:29.63 [4]	1:20.51 [8]	1:08.70 [9]	0:57.56 [8]	0:45.98 [8]	0:34.47 [9]	0:23.07 [9]	0:34.47	+1
		Sean Cormack		1200m	Overall	(0:09.12)	(0:11.81)	(0:11.14)	(0:11.58)	(0:11.51)	(0:11.40)	(0:11.39)		
5	3	AMICUS CURIAE	14	64.9	0:08.73	1:29.68 [5]	1:20.95 [3]	1:09.47 [3]	0:58.23 [3]	0:46.89 [3]	0:35.22 [3]	0:23.71 [3]	0:35.22	-1
		Les Tilley		1200m	Overall	(0:08.73)	(0:11.48)	(0:11.24)	(0:11.34)	(0:11.67)	(0:11.51)	(0:11.45)		
6	6	PICKO ROCKS	10	65.3	0:09.42	1:29.95 [6]	1:20.53 [10]	1:08.97 [10]	0:57.68 [10]	0:46.06 [10]	0:34.61 [10]	0:23.15 [10]	0:34.61	-3
		Jake Molloy		400m	Overall	(0:09.42)	(0:11.56)	(0:11.29)	(0:11.62)	(0:11.45)	(0:11.46)	(0:11.35)		
7	13	UNLEASH	1	65.0	0:08.82	1:30.14 [7]	1:21.32 [4]	1:09.92 [4]	0:58.67 [4]	0:47.21 [4]	0:35.57 [4]	0:24.08 [5]	0:35.57	-5
		Kenji Yoshida		1200m	Overall	(0:08.82)	(0:11.40)	(0:11.25)	(0:11.46)	(0:11.64)	(0:11.49)	(0:11.59)		
8	10	SELLING SUNSET	8	66.5	0:09.73	1:30.32 [8]	1:20.59 [12]	1:09.05 [11]	0:57.94 [11]	0:46.43 [10]	0:34.94 [11]	0:23.47 [11]	0:34.94	+5
		Jackson Murphy		800m	Overall	(0:09.73)	(0:11.54)	(0:11.11)	(0:11.51)	(0:11.49)	(0:11.47)	(0:11.48)		
9	2	TARA JASMINE	7	65.3	0:09.15	1:30.44 [9]	1:21.29 [9]	1:09.65 [8]	0:58.29 [9]	0:46.69 [9]	0:35.31 [8]	0:24.10 [7]	0:35.31	-5
		Chris Whiteley		600m	Overall	(0:09.15)	(0:11.64)	(0:11.36)	(0:11.60)	(0:11.38)	(0:11.21)	(0:11.62)		
10	14	MAGIC IN ME	5	66.2	0:08.54	1:30.50 [10]	1:21.96 [1]	1:10.74 [1]	0:59.63 [1]	0:48.07 [1]	0:36.19 [2]	0:24.61 [2]	0:36.19	-10
		Morgan Butler		1200m	Overall	(0:08.54)	(0:11.22)	(0:11.11)	(0:11.56)	(0:11.88)	(0:11.58)	(0:11.78)		

Scratched: Born Fearless (#18), Expectant (#7), Denetta (#15), Blue Chip Girl (#16), Typhoon Tip (#11), Irama (#12)

Report Created: Sat 11 October 2025 17:23 GMT+1 (Note: Timing is based on position data)

Page 1/16

[ ] Ranking at each section and finish  
-:-:- No data available at this section  
NA No data available

SCN Saddle cloth number  
DNF Did not finish  
DNT Did not track

data processed by  TRIPLESDATA



Picklebet Park WarwickProfessional  
Race 6: DARLING DOWNS BANK WARWICK CUP OPEN Handicap -  
1500m

11 October 2025 - 16:28



Track Rating: Good 4, Weather: Fine, Rail Position: True Entire Course.

Section						Overall	1400m	1200m	1000m	800m	600m	400m	Last 600m	
Field Times						1:29.31 (0:08.54)	1:20.77 (0:11.22)	1:09.55 (0:11.11)	0:58.44 (0:11.56)	0:46.88 (0:11.79)	0:35.09 (0:11.45)	0:23.64 (0:11.57)	0:35.09	
Rank	TAB	Horse/Jockey	Barrier	Top Speed [km/h]	Fastest Section									Distance Travelled [m]
11	9	START STRUTTING	15	66.2	0:09.06	1:30.52 [11]	1:21.46 [7]	1:10.01 [5]	0:58.87 [5]	0:47.43 [5]	0:35.95 [5]	0:24.52 [4]	0:35.95	+2
		Montanna Savva		1200m	Overall	(0:09.06)	(0:11.45)	(0:11.14)	(0:11.44)	(0:11.48)	(0:11.43)	(0:11.67)		
12	1	SOLAR APEX	6	64.9	0:09.67	1:32.45 [12]	1:22.78 [11]	1:11.12 [12]	0:59.86 [12]	0:48.17 [12]	0:36.66 [12]	0:24.93 [12]	0:36.66	-4
		Paul Hamblin		1200m	Overall	(0:09.67)	(0:11.66)	(0:11.26)	(0:11.69)	(0:11.51)	(0:11.73)	(0:11.86)		

Scratched: Born Fearless (#18), Expectant (#7), Denetta (#15), Blue Chip Girl (#16), Typhoon Tip (#11), Irama (#12)



Picklebet Park Warwick Professional  
Race 6: DARLING DOWNS BANK WARWICK CUP OPEN Handicap -  
1500m

11 October 2025 - 16:28



Track Rating: Good 4, Weather: Fine, Rail Position: True Entire Course.

Section Field Times		200m 0:12.07 (0:12.07)		Last 600m 0:35.09					
Rank	TAB	Horse/Jockey	Barrier	Top Speed [km/h]	Fastest Section	Margin		Distance Travelled [m]	
1	5	LAST CHANCE SALOON	11	66.2	0:09.03	0:11.79 [3]	1:29.31	0:34.42	
		Nozi Tomizawa		400m	Overall	(0:11.79)			
2	8	POWERFUL EAGLE	3	65.8	0:08.71	0:12.18 [1]	0.69L	0:35.20	-6
		Reece O'Connell		1400m	Overall	(0:12.18)			
3	17	CHASING JACKLEY	4	66.1	0:08.85	0:11.66 [7]	1.62L	0:34.68	+0
		Bailie Baker		1200m	Overall	(0:11.66)			
4	4	CHAYSE 'N' ARTIE	12	65.0	0:09.12	0:11.68 [8]	1.91L	0:34.47	+1
		Sean Cormack		1200m	Overall	(0:11.68)			
5	3	AMICUS CURIAE	14	64.9	0:08.73	0:12.26 [2]	2.16L	0:35.22	-1
		Les Tilley		1200m	Overall	(0:12.26)			
6	6	PICKO ROCKS	10	65.3	0:09.42	0:11.80 [10]	3.81L	0:34.61	-3
		Jake Molloy		400m	Overall	(0:11.80)			
7	13	UNLEASH	1	65.0	0:08.82	0:12.49 [4]	4.88L	0:35.57	-5
		Kenji Yoshida		1200m	Overall	(0:12.49)			
8	10	SELLING SUNSET	8	66.5	0:09.73	0:11.99 [11]	5.93L	0:34.94	+5
		Jackson Murphy		800m	Overall	(0:11.99)			
9	2	TARA JASMINE	7	65.3	0:09.15	0:12.48 [9]	6.69L	0:35.31	-5
		Chris Whiteley		600m	Overall	(0:12.48)			
10	14	MAGIC IN ME	5	66.2	0:08.54	0:12.83 [5]	7.01L	0:36.19	-10
		Morgan Butler		1200m	Overall	(0:12.83)			

Scratched: Born Fearless (#18), Expectant (#7), Denetta (#15), Blue Chip Girl (#16), Typhoon Tip (#11), Irama (#12)

Report Created: Sat 11 October 2025 17:23 GMT+1 (Note: Timing is based on position data)

Page 3/16

[ ] Ranking at each section and finish  
-:-:- No data available at this section  
NA No data available

SCN Saddle cloth number  
DNF Did not finish  
DNT Did not track

data processed by  TRIPLESDATA



Picklebet Park WarwickProfessional  
Race 6: DARLING DOWNS BANK WARWICK CUP OPEN Handicap -  
1500m

11 October 2025 - 16:28



Track Rating: Good 4, Weather: Fine, Rail Position: True Entire Course.

Section						200m	Last 600m		
Field Times						0:12.07 (0:12.07)	0:35.09		
Rank	TAB	Horse/Jockey	Barrier	Top Speed [km/h]	Fastest Section	Margin		Distance Travelled [m]	
11	9	START STRUTTING	15	66.2	0:09.06	0:12.85 [6]	7.15L	0:35.95	+2
		Montanna Savva		1200m	Overall	(0:12.85)			
12	1	SOLAR APEX	6	64.9	0:09.67	0:13.07 [12]	18.51L	0:36.66	-4
		Paul Hamblin		1200m	Overall	(0:13.07)			

Scratched: Born Fearless (#18), Expectant (#7), Denetta (#15), Blue Chip Girl (#16), Typhoon Tip (#11), Irama (#12)





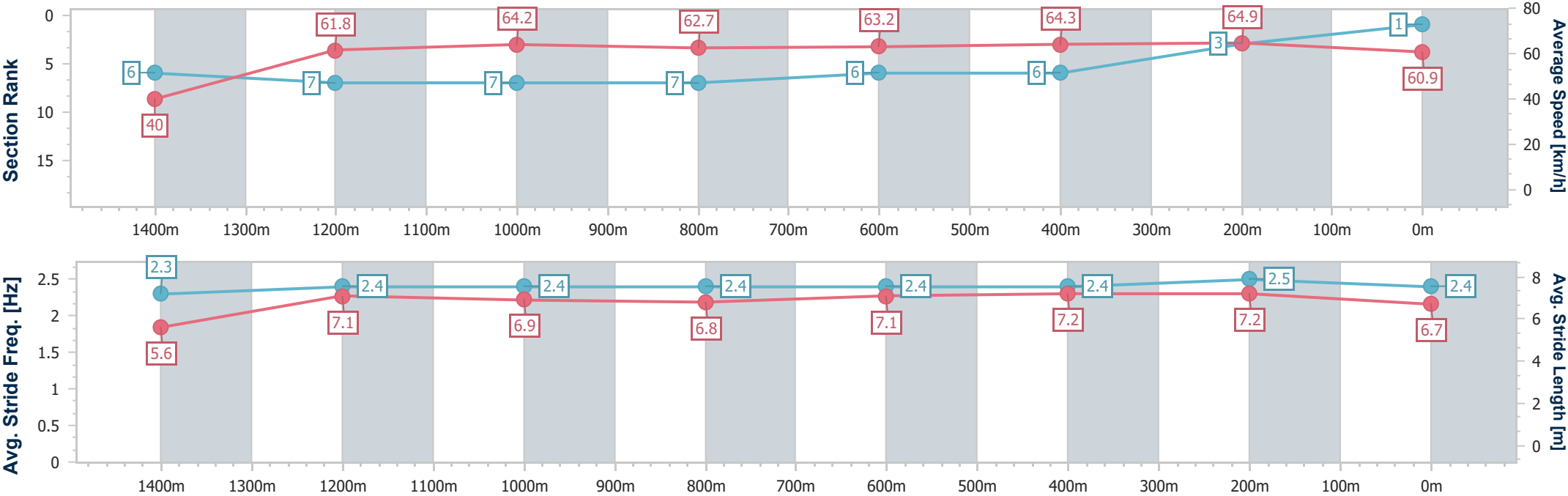
Horse/Jockey Name	Last Chance Saloon
Final Rank	1
Fastest Section Time (Section)	0:09.03 (Overall)
Top Speed [km/h] (Section)	66.2 (400m)
Race State	Finished



Picklebet Park WarwickProfessional  
Race 6: DARLING DOWNS BANK WARWICK CUP OPEN  
Handicap - 1500m  
11 October 2025 - 16:28  
Track Rating: Good 4, Weather: Fine, Rail Position: True Entire  
Course.



Section	Overall	1400m	1200m	1000m	800m	600m	400m	200m					
Section Times	1:29.31 [1] (0:09.03)	1:20.28 [6] (0:11.67)	1:08.61 [7] (0:11.23)	0:57.38 [7] (0:11.51)	0:45.87 [7] (0:11.45)	0:34.42 [6] (0:11.40)	0:23.02 [6] (0:11.23)	0:11.79 [3] (0:11.79)					
Average Speed [km/h]	40.0	61.8	64.2	62.7	63.2	64.3	64.9	60.9					
Top Speed [km/h]	57.8	65.0	65.2	64.6	64.4	64.8	66.2	64.4					
Avg. Dist. to Rail [m]	7.2	2.8	1.1	0.8	1.3	3.2	6.6	8.5					
Avg. Stride Freq. [Hz]	2.3	2.4	2.4	2.4	2.4	2.4	2.5	2.4					
Avg. Stride Length [m]	5.6	7.1	6.9	6.8	7.1	7.2	7.2	6.7					





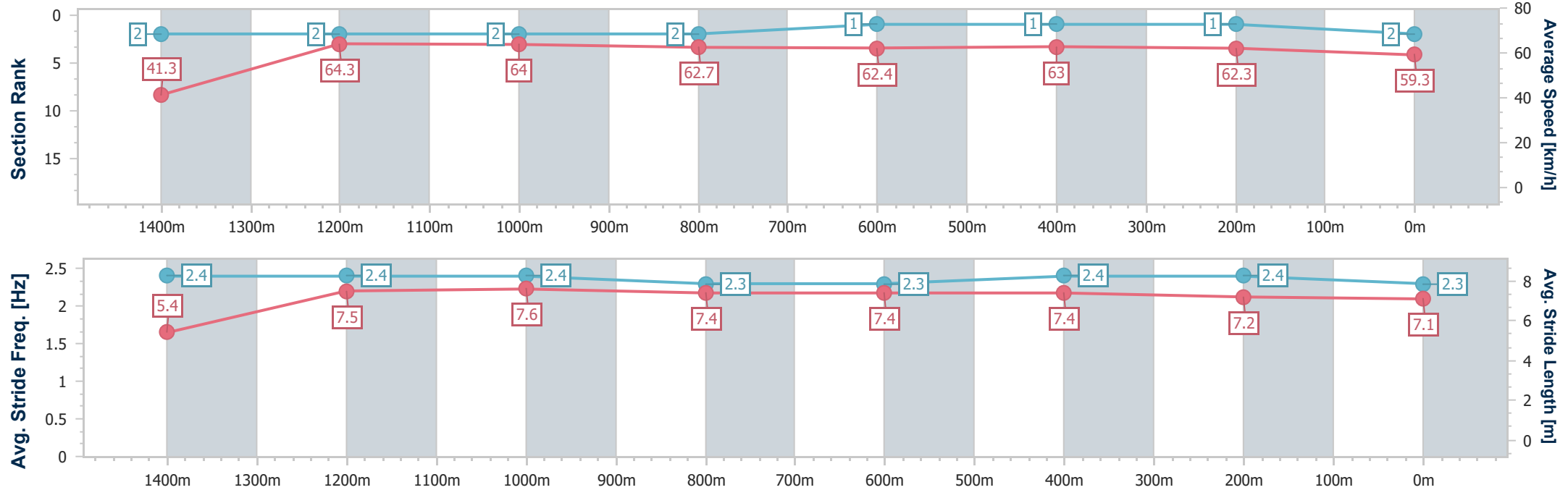
Horse/Jockey Name	Powerful Eagle
Final Rank	2
Fastest Section Time (Section)	0:08.71 (Overall)
Top Speed [km/h] (Section)	65.8 (1400m)
Race State	Finished



Picklebet Park WarwickProfessional  
Race 6: DARLING DOWNS BANK WARWICK CUP OPEN  
Handicap - 1500m  
11 October 2025 - 16:28  
Track Rating: Good 4, Weather: Fine, Rail Position: True Entire Course.



Section	Overall	1400m	1200m	1000m	800m	600m	400m	200m					
Section Times	1:29.42 [2] (0:08.71)	1:20.71 [2] (0:11.19)	1:09.52 [2] (0:11.26)	0:58.26 [2] (0:11.44)	0:46.82 [2] (0:11.62)	0:35.20 [1] (0:11.45)	0:23.75 [1] (0:11.57)	0:12.18 [1] (0:12.18)					
Average Speed [km/h]	41.3	64.3	64.0	62.7	62.4	63.0	62.3	59.3					
Top Speed [km/h]	63.0	65.8	65.8	64.4	63.3	64.3	63.7	61.2					
Avg. Dist. to Rail [m]	1.8	1.0	0.2	0.3	0.5	0.9	2.4	5.4					
Avg. Stride Freq. [Hz]	2.4	2.4	2.4	2.3	2.3	2.4	2.4	2.3					
Avg. Stride Length [m]	5.4	7.5	7.6	7.4	7.4	7.4	7.2	7.1					





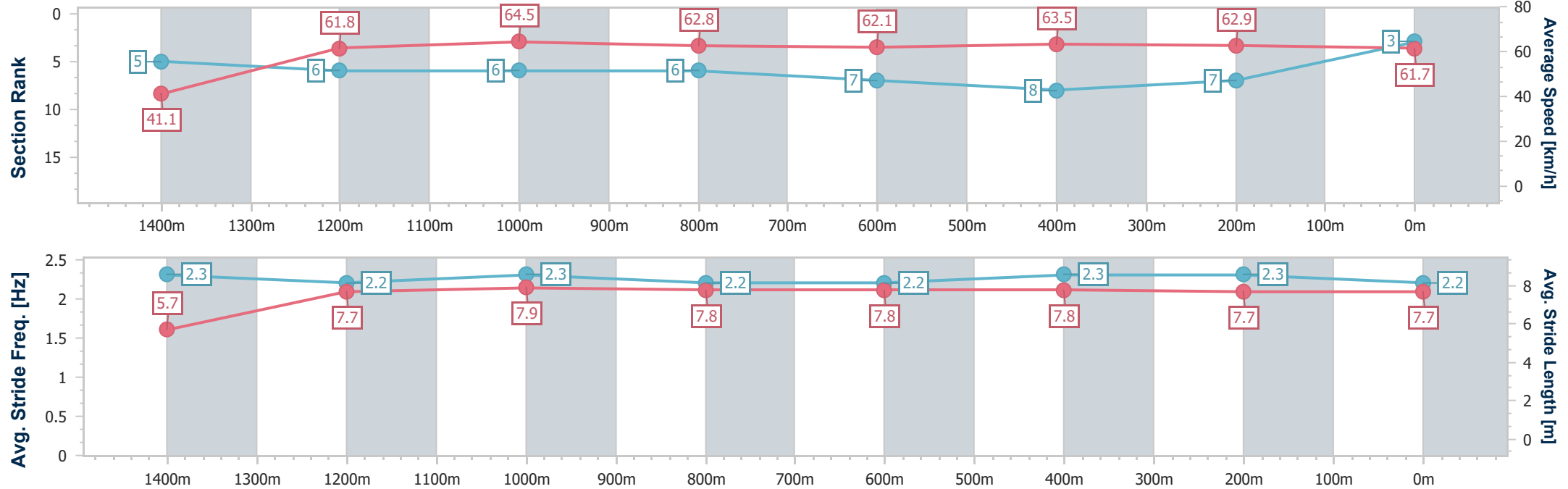
Horse/Jockey Name	Chasing Jackley
Final Rank	3
Fastest Section Time (Section)	0:08.85 (Overall)
Top Speed [km/h] (Section)	66.1 (1200m)
Race State	Finished



Picklebet Park WarwickProfessional  
Race 6: DARLING DOWNS BANK WARWICK CUP OPEN  
Handicap - 1500m  
11 October 2025 - 16:28  
Track Rating: Good 4, Weather: Fine, Rail Position: True Entire Course.



Section	Overall	1400m	1200m	1000m	800m	600m	400m	200m					
Section Times	1:29.58 [3] (0:08.85)	1:20.73 [5] (0:11.67)	1:09.06 [6] (0:11.18)	0:57.88 [6] (0:11.50)	0:46.38 [6] (0:11.70)	0:34.68 [7] (0:11.50)	0:23.18 [8] (0:11.52)	0:11.66 [7] (0:11.66)					
Average Speed [km/h]	41.1	61.8	64.5	62.8	62.1	63.5	62.9	61.7					
Top Speed [km/h]	62.4	64.6	66.1	63.7	63.3	64.6	64.0	63.1					
Avg. Dist. to Rail [m]	3.0	3.2	2.5	1.6	1.7	2.7	4.2	8.9					
Avg. Stride Freq. [Hz]	2.3	2.2	2.3	2.2	2.2	2.3	2.3	2.2					
Avg. Stride Length [m]	5.7	7.7	7.9	7.8	7.8	7.8	7.7	7.7					





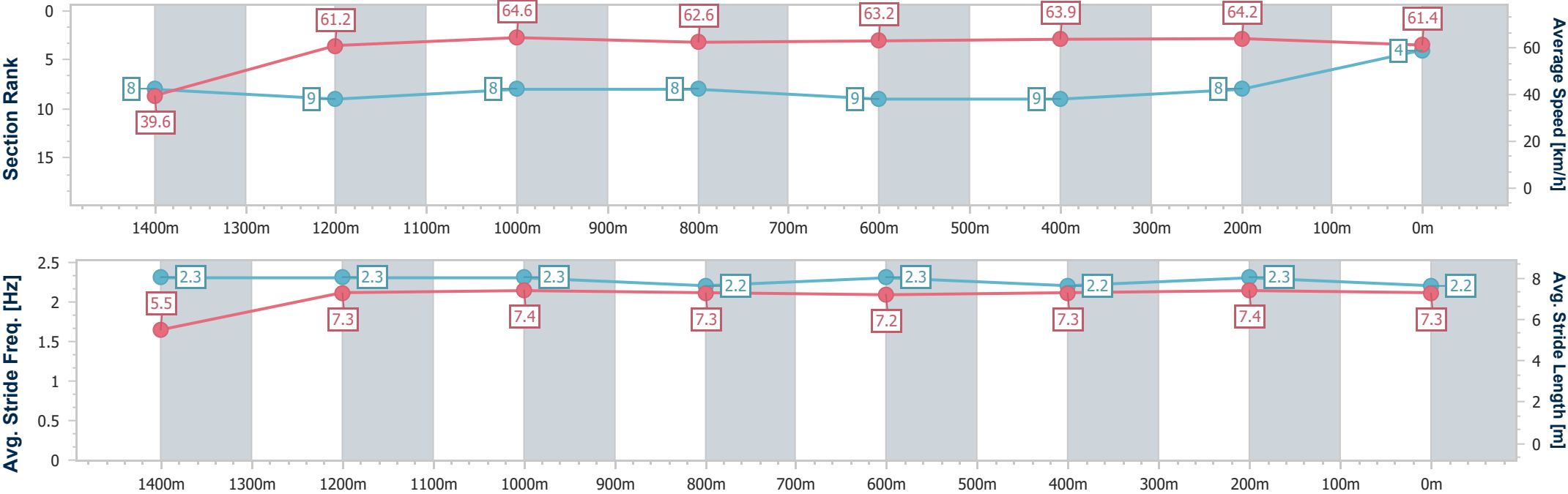
Horse/Jockey Name	Chayse 'N' Artie
Final Rank	4
Fastest Section Time (Section)	0:09.12 (Overall)
Top Speed [km/h] (Section)	65.0 (1200m)
Race State	Finished



Picklebet Park WarwickProfessional  
Race 6: DARLING DOWNS BANK WARWICK CUP OPEN  
Handicap - 1500m  
11 October 2025 - 16:28  
Track Rating: Good 4, Weather: Fine, Rail Position: True Entire  
Course.



Section	Overall	1400m	1200m	1000m	800m	600m	400m	200m					
Section Times	1:29.63 [4] (0:09.12)	1:20.51 [8] (0:11.81)	1:08.70 [9] (0:11.14)	0:57.56 [8] (0:11.58)	0:45.98 [8] (0:11.51)	0:34.47 [9] (0:11.40)	0:23.07 [9] (0:11.39)	0:11.68 [8] (0:11.68)					
Average Speed [km/h]	39.6	61.2	64.6	62.6	63.2	63.9	64.2	61.4					
Top Speed [km/h]	57.5	64.2	65.0	64.2	64.4	64.4	64.7	64.6					
Avg. Dist. to Rail [m]	8.2	2.8	1.9	1.8	2.1	2.6	6.8	10.1					
Avg. Stride Freq. [Hz]	2.3	2.3	2.3	2.2	2.3	2.2	2.3	2.2					
Avg. Stride Length [m]	5.5	7.3	7.4	7.3	7.2	7.3	7.4	7.3					





Horse/Jockey Name	Amicus Curiae
Final Rank	5
Fastest Section Time (Section)	0:08.73 (Overall)
Top Speed [km/h] (Section)	64.9 (1200m)
Race State	Finished

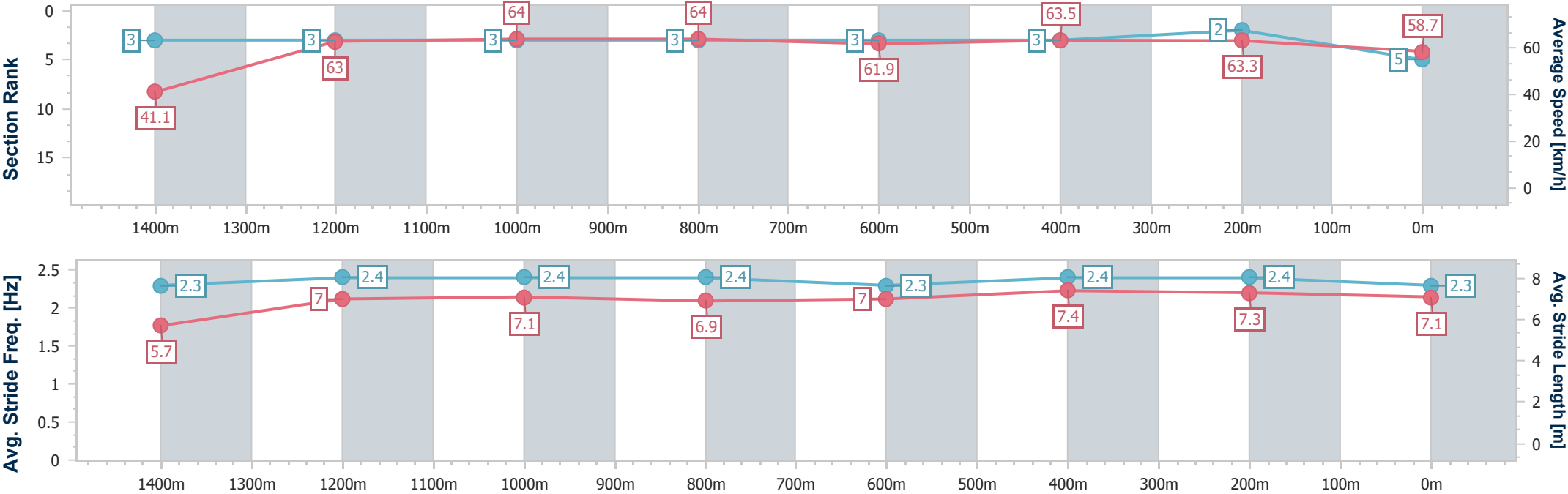


Picklebet Park WarwickProfessional  
Race 6: DARLING DOWNS BANK WARWICK CUP OPEN  
Handicap - 1500m  
11 October 2025 - 16:28  
Track Rating: Good 4, Weather: Fine, Rail Position: True Entire Course.



warwick  
turf club

Section	Overall	1400m	1200m	1000m	800m	600m	400m	200m				
Section Times	1:29.68 [5] (0:08.73)	1:20.95 [3] (0:11.48)	1:09.47 [3] (0:11.24)	0:58.23 [3] (0:11.34)	0:46.89 [3] (0:11.67)	0:35.22 [3] (0:11.51)	0:23.71 [3] (0:11.45)	0:12.26 [2] (0:12.26)				
Average Speed [km/h]	41.1	63.0	64.0	64.0	61.9	63.5	63.3	58.7				
Top Speed [km/h]	60.7	64.1	64.9	64.4	62.8	63.8	64.3	62.1				
Avg. Dist. to Rail [m]	9.7	2.7	1.4	1.3	1.4	2.6	3.3	6.2				
Avg. Stride Freq. [Hz]	2.3	2.4	2.4	2.4	2.3	2.4	2.4	2.3				
Avg. Stride Length [m]	5.7	7.0	7.1	6.9	7.0	7.4	7.3	7.1				





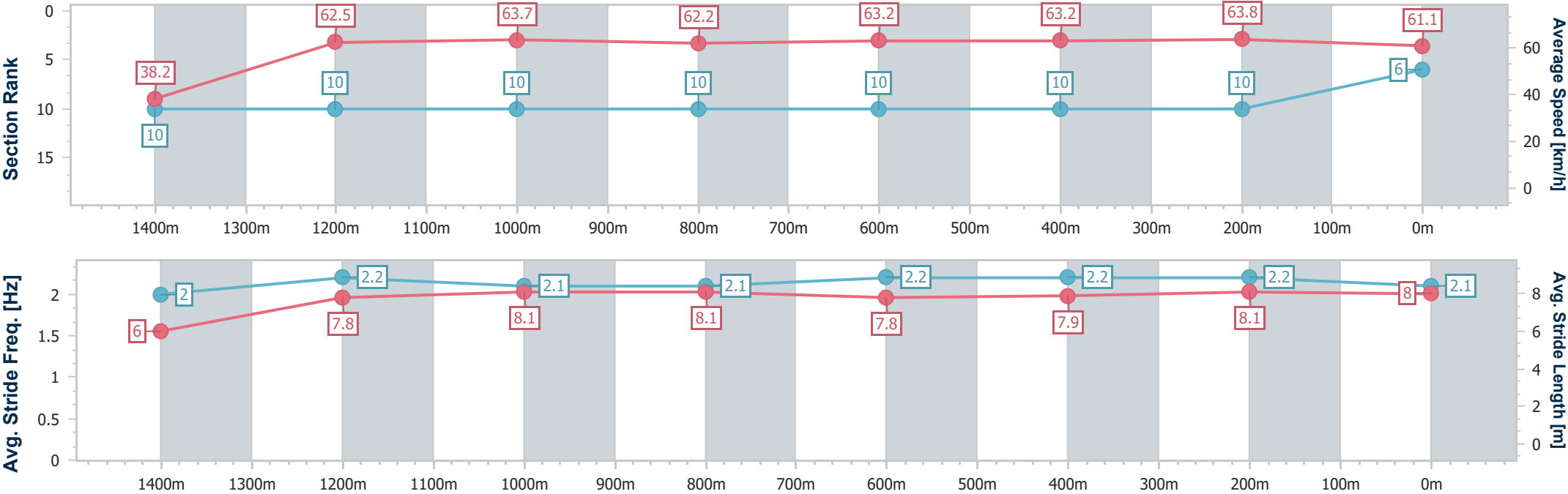
Horse/Jockey Name	Picko Rocks
Final Rank	6
Fastest Section Time (Section)	0:09.42 (Overall)
Top Speed [km/h] (Section)	65.3 (400m)
Race State	Finished



Picklebet Park WarwickProfessional  
Race 6: DARLING DOWNS BANK WARWICK CUP OPEN  
Handicap - 1500m  
11 October 2025 - 16:28  
Track Rating: Good 4, Weather: Fine, Rail Position: True Entire Course.



Section	Overall	1400m	1200m	1000m	800m	600m	400m	200m				
Section Times	1:29.95 [6] (0:09.42)	1:20.53 [10] (0:11.56)	1:08.97 [10] (0:11.29)	0:57.68 [10] (0:11.62)	0:46.06 [10] (0:11.45)	0:34.61 [10] (0:11.46)	0:23.15 [10] (0:11.35)	0:11.80 [10] (0:11.80)				
Average Speed [km/h]	38.2	62.5	63.7	62.2	63.2	63.2	63.8	61.1				
Top Speed [km/h]	60.0	63.4	65.2	63.6	64.5	64.5	65.3	62.4				
Avg. Dist. to Rail [m]	5.0	0.7	1.0	1.2	1.3	1.7	4.4	10.3				
Avg. Stride Freq. [Hz]	2.0	2.2	2.1	2.1	2.2	2.2	2.2	2.1				
Avg. Stride Length [m]	6.0	7.8	8.1	8.1	7.8	7.9	8.1	8.0				





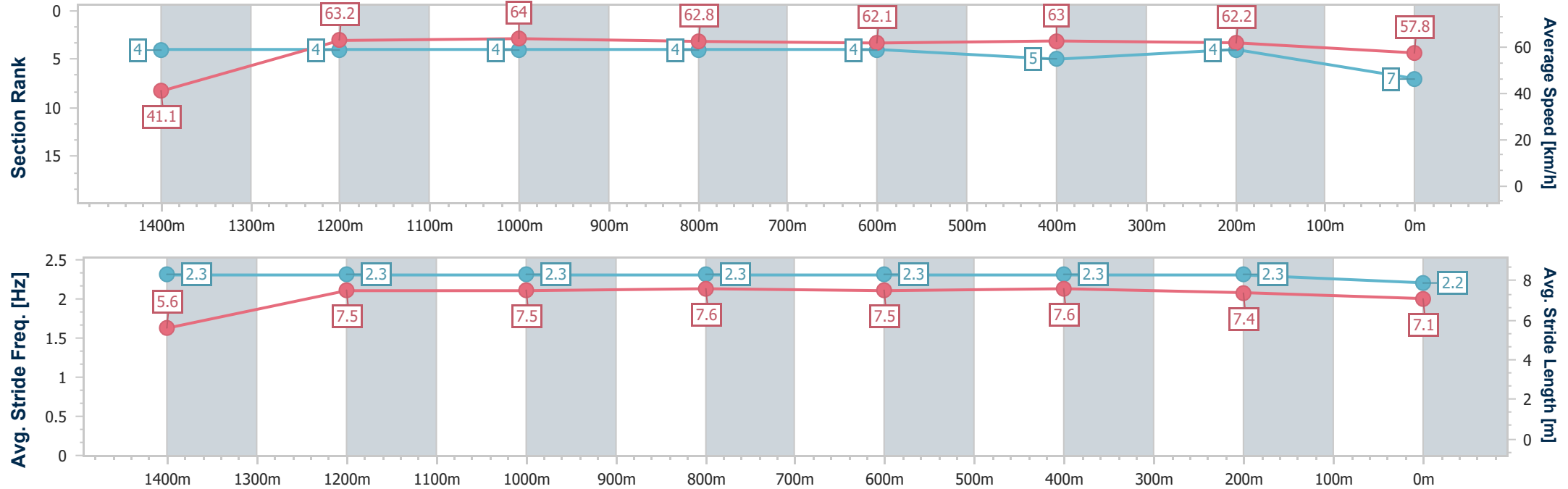
Horse/Jockey Name	Unleash
Final Rank	7
Fastest Section Time (Section)	0:08.82 (Overall)
Top Speed [km/h] (Section)	65.0 (1200m)
Race State	Finished



Picklebet Park WarwickProfessional  
Race 6: DARLING DOWNS BANK WARWICK CUP OPEN  
Handicap - 1500m  
11 October 2025 - 16:28  
Track Rating: Good 4, Weather: Fine, Rail Position: True Entire Course.



Section	Overall	1400m	1200m	1000m	800m	600m	400m	200m					
Section Times	1:30.14 [7] (0:08.82)	1:21.32 [4] (0:11.40)	1:09.92 [4] (0:11.25)	0:58.67 [4] (0:11.46)	0:47.21 [4] (0:11.64)	0:35.57 [4] (0:11.49)	0:24.08 [5] (0:11.59)	0:12.49 [4] (0:12.49)					
Average Speed [km/h]	41.1	63.2	64.0	62.8	62.1	63.0	62.2	57.8					
Top Speed [km/h]	61.9	64.3	65.0	63.5	62.9	63.3	63.1	61.0					
Avg. Dist. to Rail [m]	1.0	1.0	0.7	0.5	0.7	1.0	3.1	6.1					
Avg. Stride Freq. [Hz]	2.3	2.3	2.3	2.3	2.3	2.3	2.3	2.2					
Avg. Stride Length [m]	5.6	7.5	7.5	7.6	7.5	7.6	7.4	7.1					





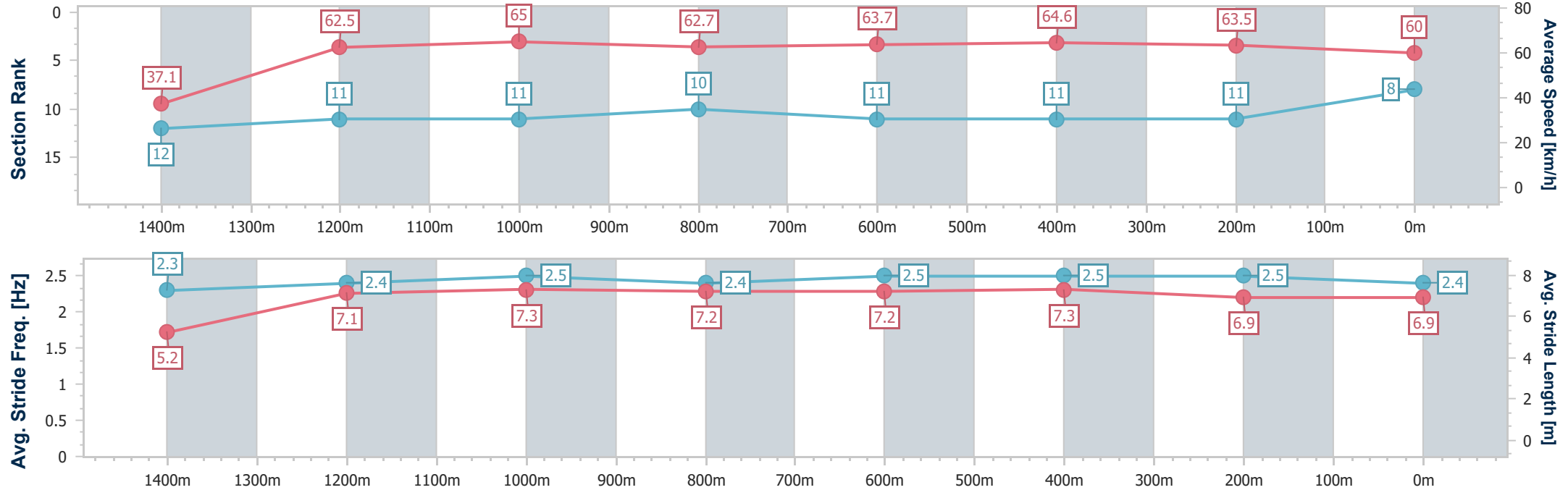
Horse/Jockey Name	Selling Sunset
Final Rank	8
Fastest Section Time (Section)	0:09.73 (Overall)
Top Speed [km/h] (Section)	66.5 (800m)
Race State	Finished



Picklebet Park WarwickProfessional  
Race 6: DARLING DOWNS BANK WARWICK CUP OPEN  
Handicap - 1500m  
11 October 2025 - 16:28  
Track Rating: Good 4, Weather: Fine, Rail Position: True Entire Course.



Section	Overall	1400m	1200m	1000m	800m	600m	400m	200m					
Section Times	1:30.32 [8] (0:09.73)	1:20.59 [12] (0:11.54)	1:09.05 [11] (0:11.11)	0:57.94 [11] (0:11.51)	0:46.43 [10] (0:11.49)	0:34.94 [11] (0:11.47)	0:23.47 [11] (0:11.48)	0:11.99 [11] (0:11.99)					
Average Speed [km/h]	37.1	62.5	65.0	62.7	63.7	64.6	63.5	60.0					
Top Speed [km/h]	59.6	63.6	66.1	65.9	66.5	65.5	64.8	61.9					
Avg. Dist. to Rail [m]	4.3	1.2	1.1	1.6	3.2	4.8	8.4	12.6					
Avg. Stride Freq. [Hz]	2.3	2.4	2.5	2.4	2.5	2.5	2.5	2.4					
Avg. Stride Length [m]	5.2	7.1	7.3	7.2	7.2	7.3	6.9	6.9					







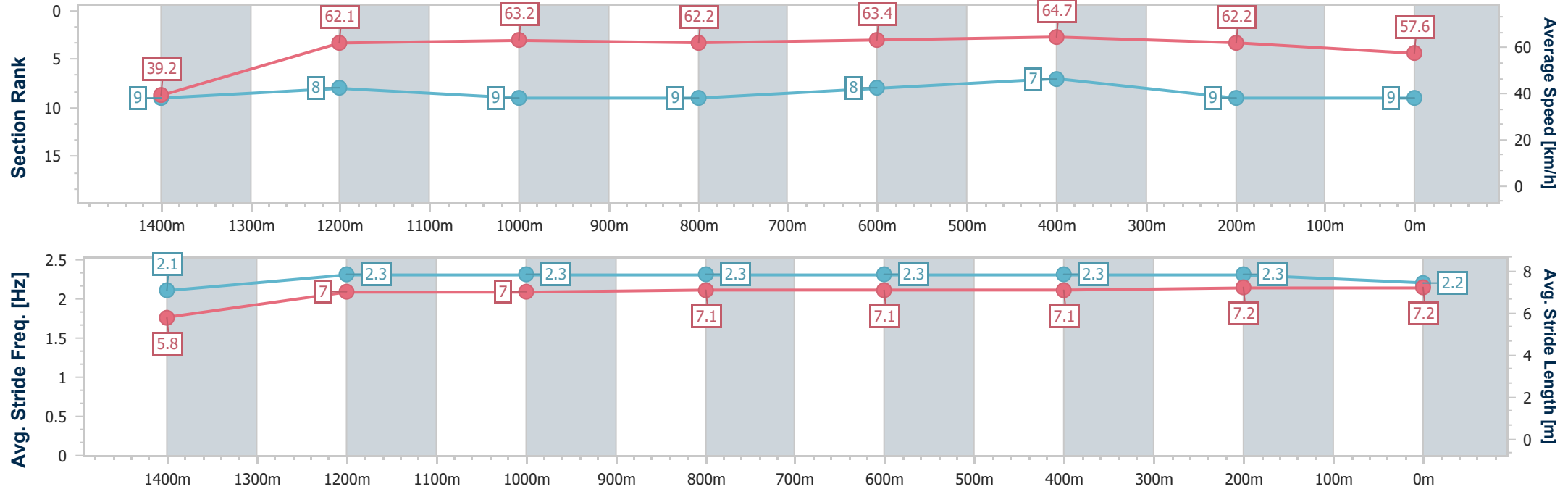
Horse/Jockey Name	Tara Jasmine
Final Rank	9
Fastest Section Time (Section)	0:09.15 (Overall)
Top Speed [km/h] (Section)	65.3 (600m)
Race State	Finished



Picklebet Park WarwickProfessional  
Race 6: DARLING DOWNS BANK WARWICK CUP OPEN  
Handicap - 1500m  
11 October 2025 - 16:28  
Track Rating: Good 4, Weather: Fine, Rail Position: True Entire Course.



Section	Overall	1400m	1200m	1000m	800m	600m	400m	200m					
Section Times	1:30.44 [9] (0:09.15)	1:21.29 [9] (0:11.64)	1:09.65 [8] (0:11.36)	0:58.29 [9] (0:11.60)	0:46.69 [9] (0:11.38)	0:35.31 [8] (0:11.21)	0:24.10 [7] (0:11.62)	0:12.48 [9] (0:12.48)					
Average Speed [km/h]	39.2	62.1	63.2	62.2	63.4	64.7	62.2	57.6					
Top Speed [km/h]	59.0	63.6	64.1	64.1	64.6	65.3	64.0	60.7					
Avg. Dist. to Rail [m]	5.2	1.7	0.7	0.4	0.6	0.9	3.0	4.9					
Avg. Stride Freq. [Hz]	2.1	2.3	2.3	2.3	2.3	2.3	2.3	2.2					
Avg. Stride Length [m]	5.8	7.0	7.0	7.1	7.1	7.1	7.2	7.2					





Horse/Jockey Name	Magic In Me
Final Rank	10
Fastest Section Time (Section)	0:08.54 (Overall)
Top Speed [km/h] (Section)	66.2 (1200m)
Race State	Finished

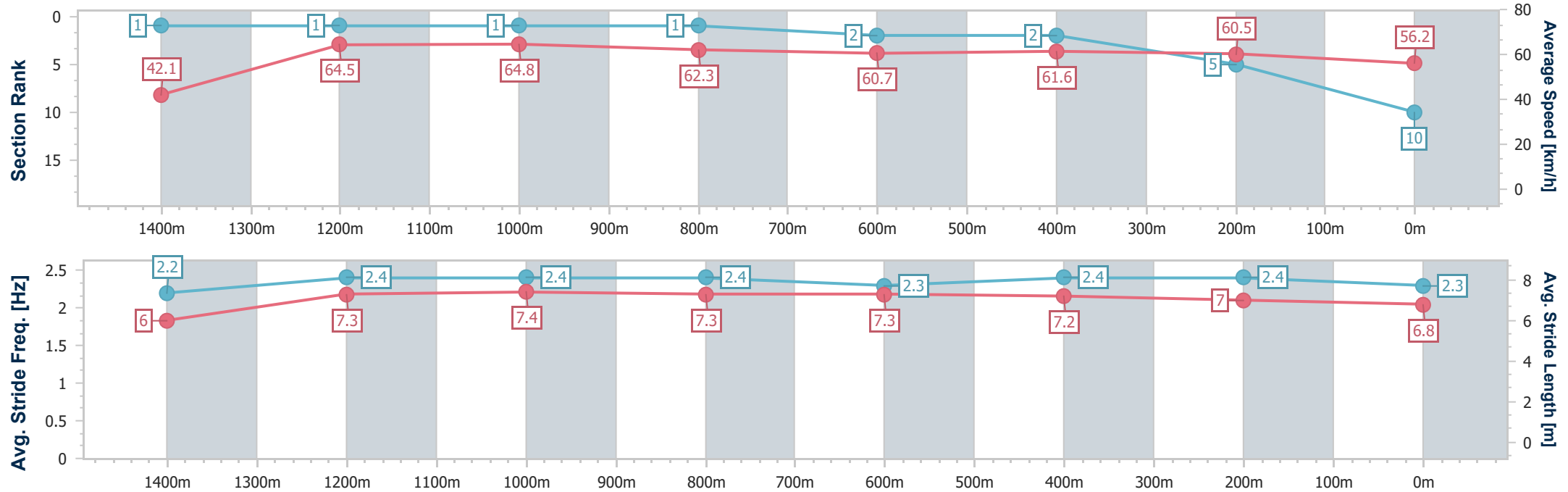


Picklebet Park WarwickProfessional  
Race 6: DARLING DOWNS BANK WARWICK CUP OPEN  
Handicap - 1500m  
11 October 2025 - 16:28  
Track Rating: Good 4, Weather: Fine, Rail Position: True Entire Course.



warwick  
turf club

Section	Overall	1400m	1200m	1000m	800m	600m	400m	200m					
Section Times	1:30.50 [10] (0:08.54)	1:21.96 [1] (0:11.22)	1:10.74 [1] (0:11.11)	0:59.63 [1] (0:11.56)	0:48.07 [1] (0:11.88)	0:36.19 [2] (0:11.58)	0:24.61 [2] (0:11.78)	0:12.83 [5] (0:12.83)					
Average Speed [km/h]	42.1	64.5	64.8	62.3	60.7	61.6	60.5	56.2					
Top Speed [km/h]	61.6	66.0	66.2	63.7	61.8	63.2	62.6	59.0					
Avg. Dist. to Rail [m]	3.9	3.4	2.5	1.5	0.4	1.9	2.7	0.5					
Avg. Stride Freq. [Hz]	2.2	2.4	2.4	2.4	2.3	2.4	2.4	2.3					
Avg. Stride Length [m]	6.0	7.3	7.4	7.3	7.3	7.2	7.0	6.8					





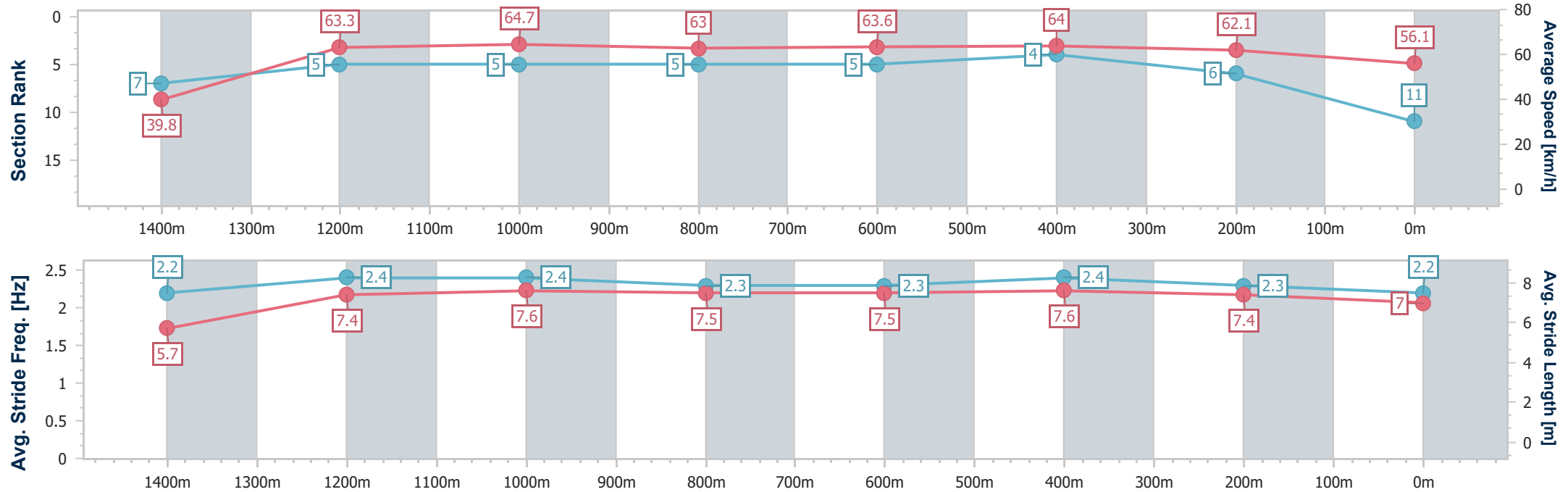
Horse/Jockey Name	Start Strutting
Final Rank	11
Fastest Section Time (Section)	0:09.06 (Overall)
Top Speed [km/h] (Section)	66.2 (1200m)
Race State	Finished



Picklebet Park WarwickProfessional  
Race 6: DARLING DOWNS BANK WARWICK CUP OPEN  
Handicap - 1500m  
11 October 2025 - 16:28  
Track Rating: Good 4, Weather: Fine, Rail Position: True Entire Course.



Section	Overall	1400m	1200m	1000m	800m	600m	400m	200m					
Section Times	1:30.52 [11] (0:09.06)	1:21.46 [7] (0:11.45)	1:10.01 [5] (0:11.14)	0:58.87 [5] (0:11.44)	0:47.43 [5] (0:11.48)	0:35.95 [5] (0:11.43)	0:24.52 [4] (0:11.67)	0:12.85 [6] (0:12.85)					
Average Speed [km/h]	39.8	63.3	64.7	63.0	63.6	64.0	62.1	56.1					
Top Speed [km/h]	59.2	66.2	66.2	64.2	63.8	64.3	63.6	60.2					
Avg. Dist. to Rail [m]	11.2	4.9	3.3	2.0	2.4	3.1	4.7	8.2					
Avg. Stride Freq. [Hz]	2.2	2.4	2.4	2.3	2.3	2.4	2.3	2.2					
Avg. Stride Length [m]	5.7	7.4	7.6	7.5	7.5	7.6	7.4	7.0					





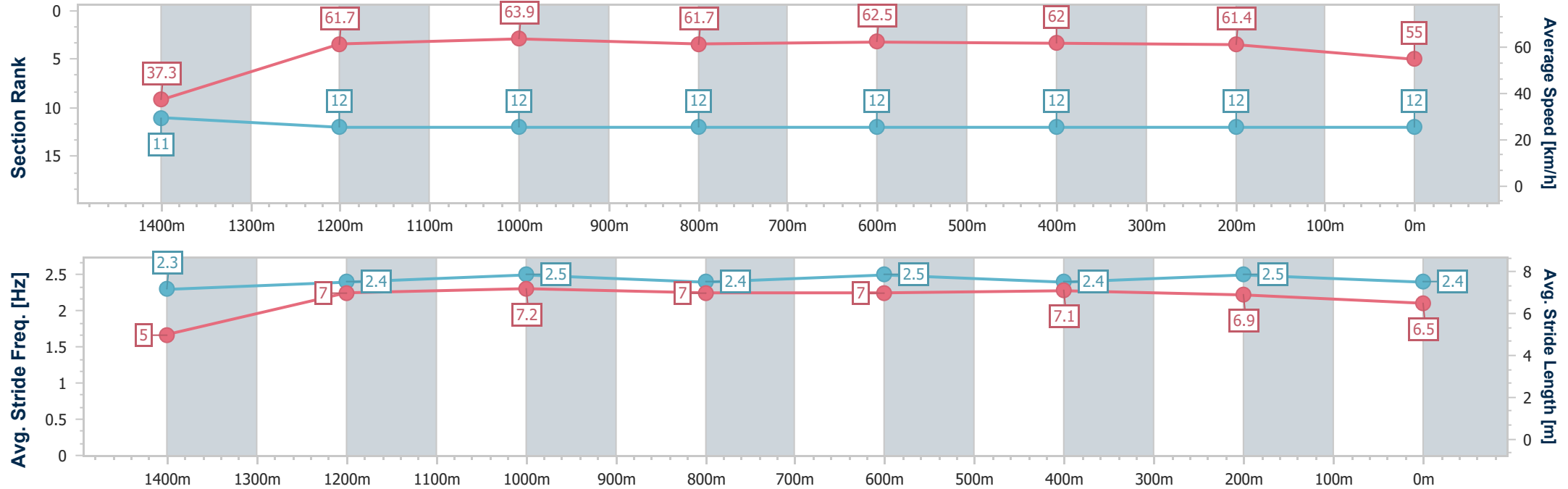
Horse/Jockey Name	Solar Apex
Final Rank	12
Fastest Section Time (Section)	0:09.67 (Overall)
Top Speed [km/h] (Section)	64.9 (1200m)
Race State	Finished



Picklebet Park WarwickProfessional  
Race 6: DARLING DOWNS BANK WARWICK CUP OPEN  
Handicap - 1500m  
11 October 2025 - 16:28  
Track Rating: Good 4, Weather: Fine, Rail Position: True Entire Course.



Section	Overall	1400m	1200m	1000m	800m	600m	400m	200m					
Section Times	1:32.45 [12] (0:09.67)	1:22.78 [11] (0:11.66)	1:11.12 [12] (0:11.26)	0:59.86 [12] (0:11.69)	0:48.17 [12] (0:11.51)	0:36.66 [12] (0:11.73)	0:24.93 [12] (0:11.86)	0:13.07 [12] (0:13.07)					
Average Speed [km/h]	37.3	61.7	63.9	61.7	62.5	62.0	61.4	55.0					
Top Speed [km/h]	59.3	63.6	64.9	63.7	63.3	64.1	62.4	60.2					
Avg. Dist. to Rail [m]	2.5	0.6	0.2	0.2	0.4	1.6	7.0	7.8					
Avg. Stride Freq. [Hz]	2.3	2.4	2.5	2.4	2.5	2.4	2.5	2.4					
Avg. Stride Length [m]	5.0	7.0	7.2	7.0	7.0	7.1	6.9	6.5					





Picklebet Park WarwickProfessional  
Race 7: WICKHAM FREIGHT LINES Three-Year-Old & Four-Year-Old  
BENCHMARK 58 Handicap - 1100m  
11 October 2025 - 17:07



Track Rating: Good 4, Weather: Fine, Rail Position: True Entire Course.

Section						Overall	1000m	800m	600m	400m	200m	Last 600m		
Field Times						1:03.83 (0:08.09)	0:55.74 (0:10.64)	0:45.10 (0:10.77)	0:34.33 (0:11.02)	0:23.31 (0:11.37)	0:11.94 (0:11.94)	0:34.33		
Rank	TAB	Horse/Jockey	Barrier	Top Speed [km/h]	Fastest Section							Margin	Distance Travelled [m]	
1	9	WANTED HILLBILLY	11	68.8	0:08.55	1:03.83 [1]	0:55.28 [8]	0:44.46 [8]	0:33.60 [8]	0:22.46 [8]	0:11.50 [3]	1:03.83	0:33.60	
		Robbie Downey		800m	Overall	(0:08.55)	(0:10.82)	(0:10.86)	(0:11.14)	(0:10.96)	(0:11.50)			
2	7	SEAMS LOGICAL	9	69.5	0:08.13	1:03.93 [2]	0:55.80 [2]	0:45.20 [1]	0:34.43 [1]	0:23.41 [1]	0:12.04 [1]	0.56L	0:34.43 -3	
		Les Tilley		1000m	Overall	(0:08.13)	(0:10.60)	(0:10.77)	(0:11.02)	(0:11.37)	(0:12.04)			
3	12	KRUMAC	1	68.3	0:08.46	1:04.08 [3]	0:55.62 [7]	0:44.78 [7]	0:33.89 [7]	0:22.87 [5]	0:11.69 [5]	1.45L	0:33.89 -1	
		Kenji Yoshida		1000m	Overall	(0:08.46)	(0:10.84)	(0:10.89)	(0:11.02)	(0:11.18)	(0:11.69)			
4	2	HEADLINE LEGEND	6	68.4	0:08.21	1:04.21 [4]	0:56.00 [4]	0:45.20 [5]	0:34.20 [5]	0:22.97 [6]	0:11.71 [6]	2.25L	0:34.20 +2	
		Bailie Baker		1000m	Overall	(0:08.21)	(0:10.80)	(0:11.00)	(0:11.23)	(0:11.26)	(0:11.71)			
5	6	SERIAL OFFENDER	2	69.4	0:08.40	1:04.59 [5]	0:56.19 [6]	0:45.56 [6]	0:34.50 [6]	0:23.28 [7]	0:11.98 [8]	4.47L	0:34.50 +6	
		Paige Fergusson-Smith		1000m	Overall	(0:08.40)	(0:10.63)	(0:11.06)	(0:11.22)	(0:11.30)	(0:11.98)			
6	13	RUSSIAN RIPPER	12	70.5	0:08.34	1:04.62 [6]	0:56.28 [5]	0:45.74 [2]	0:35.01 [2]	0:23.84 [2]	0:12.36 [2]	4.63L	0:35.01 +4	
		Montanna Savva		800m	Overall	(0:08.34)	(0:10.54)	(0:10.73)	(0:11.17)	(0:11.48)	(0:12.36)			
7	3	MISHANI HITMAN	7	69.0	0:08.80	1:04.68 [7]	0:55.88 [9]	0:45.07 [9]	0:34.22 [9]	0:23.04 [9]	0:12.10 [7]	5.02L	0:34.22 -2	
		Amelia Heinrich		1000m	Overall	(0:08.80)	(0:10.81)	(0:10.85)	(0:11.18)	(0:10.94)	(0:12.10)			
8	8	WARRIOR CHIEF	5	68.5	0:08.19	1:05.14 [8]	0:56.95 [3]	0:46.23 [3]	0:35.30 [4]	0:24.18 [4]	0:12.79 [4]	7.69L	0:35.30 -1	
		Sean Cormack		800m	Overall	(0:08.19)	(0:10.72)	(0:10.93)	(0:11.12)	(0:11.39)	(0:12.79)			
9	1	I'LLTELLYOU SO	4	67.4	0:08.09	1:06.06 [9]	0:57.97 [1]	0:47.13 [4]	0:36.30 [3]	0:25.18 [3]	0:13.39 [9]	13.14L	0:36.30 -4	
		Reece O'Connell		800m	Overall	(0:08.09)	(0:10.84)	(0:10.83)	(0:11.12)	(0:11.79)	(0:13.39)			

Scratched: Invisible Target (#10), Li'l Rex (#11), Eagle's Fire (#5), So Koby (#4)



Horse/Jockey Name	Wanted Hillbilly
Final Rank	1
Fastest Section Time (Section)	0:08.55 (Overall)
Top Speed [km/h] (Section)	68.8 (800m)
Race State	Finished

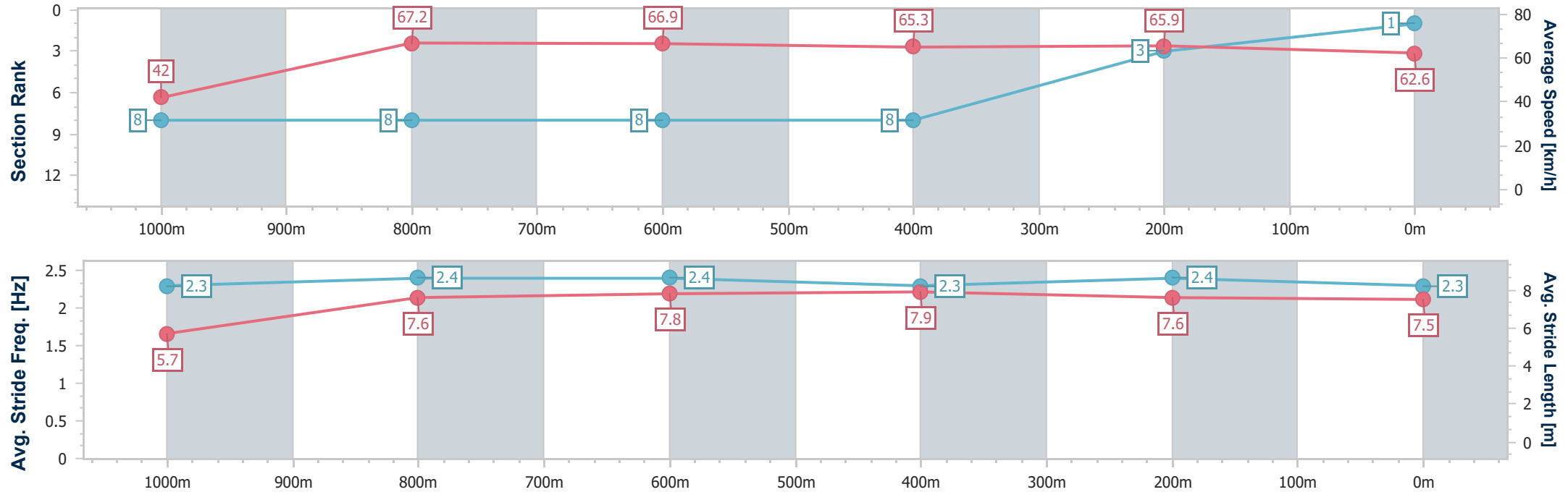


Picklebet Park WarwickProfessional  
Race 7: WICKHAM FREIGHT LINES Three-Year-Old & Four-Year  
-Old BENCHMARK 58 Handicap - 1100m  
11 October 2025 - 17:07  
Track Rating: Good 4, Weather: Fine, Rail Position: True Entire  
Course.



warwick  
turf club

Section	Overall	1000m	800m	600m	400m	200m							
Section Times	1:03.83 [1] (0:08.55)	0:55.28 [8] (0:10.82)	0:44.46 [8] (0:10.86)	0:33.60 [8] (0:11.14)	0:22.46 [8] (0:10.96)	0:11.50 [3] (0:11.50)							
Average Speed [km/h]	42.0	67.2	66.9	65.3	65.9	62.6							
Top Speed [km/h]	62.3	68.7	68.8	66.8	67.2	65.0							
Avg. Dist. to Rail [m]	8.5	2.2	2.1	1.6	3.0	5.1							
Avg. Stride Freq. [Hz]	2.3	2.4	2.4	2.3	2.4	2.3							
Avg. Stride Length [m]	5.7	7.6	7.8	7.9	7.6	7.5							



[ ] Ranking at each section and finish  
-.-.- No data available at this section  
NA No data available



Horse/Jockey Name	Seams Logical
Final Rank	2
Fastest Section Time (Section)	0:08.13 (Overall)
Top Speed [km/h] (Section)	69.5 (1000m)
Race State	Finished

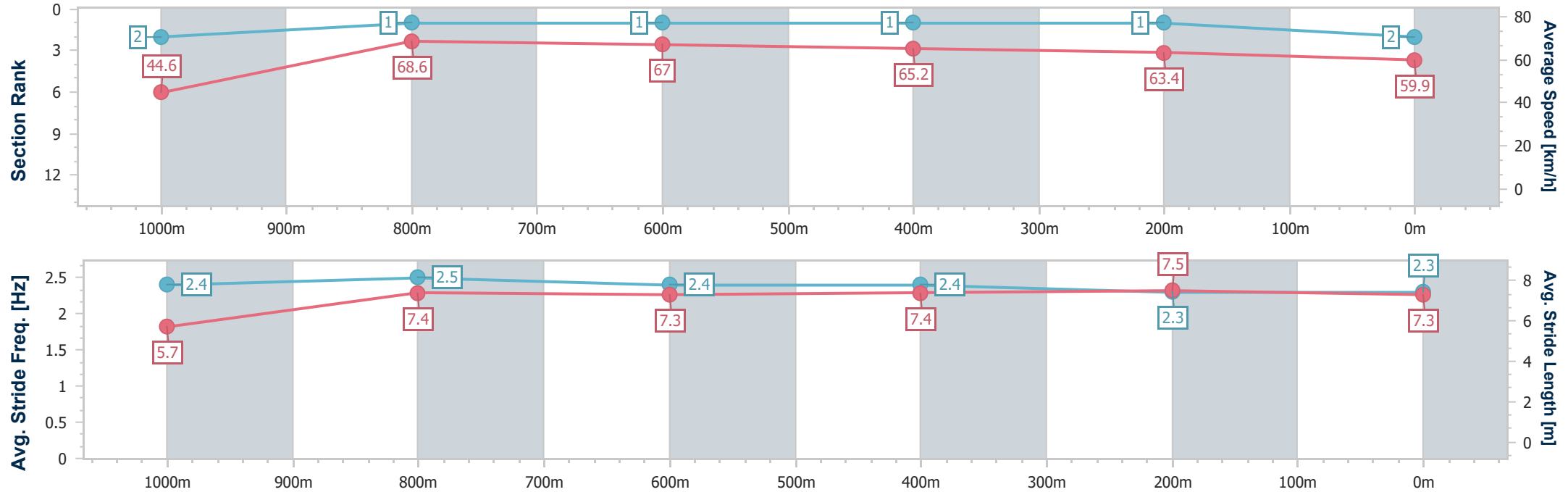


Picklebet Park WarwickProfessional  
Race 7: WICKHAM FREIGHT LINES Three-Year-Old & Four-Year  
-Old BENCHMARK 58 Handicap - 1100m  
11 October 2025 - 17:07  
Track Rating: Good 4, Weather: Fine, Rail Position: True Entire  
Course.



warwick  
turf club

Section	Overall	1000m	800m	600m	400m	200m							
Section Times	1:03.93 [2] (0:08.13)	0:55.80 [2] (0:10.60)	0:45.20 [1] (0:10.77)	0:34.43 [1] (0:11.02)	0:23.41 [1] (0:11.37)	0:12.04 [1] (0:12.04)							
Average Speed [km/h]	44.6	68.6	67.0	65.2	63.4	59.9							
Top Speed [km/h]	66.1	69.5	68.7	66.9	64.5	61.7							
Avg. Dist. to Rail [m]	8.4	4.2	0.6	0.1	0.4	2.0							
Avg. Stride Freq. [Hz]	2.4	2.5	2.4	2.4	2.3	2.3							
Avg. Stride Length [m]	5.7	7.4	7.3	7.4	7.5	7.3							





Horse/Jockey Name	Krumac
Final Rank	3
Fastest Section Time (Section)	0:08.46 (Overall)
Top Speed [km/h] (Section)	68.3 (1000m)
Race State	Finished

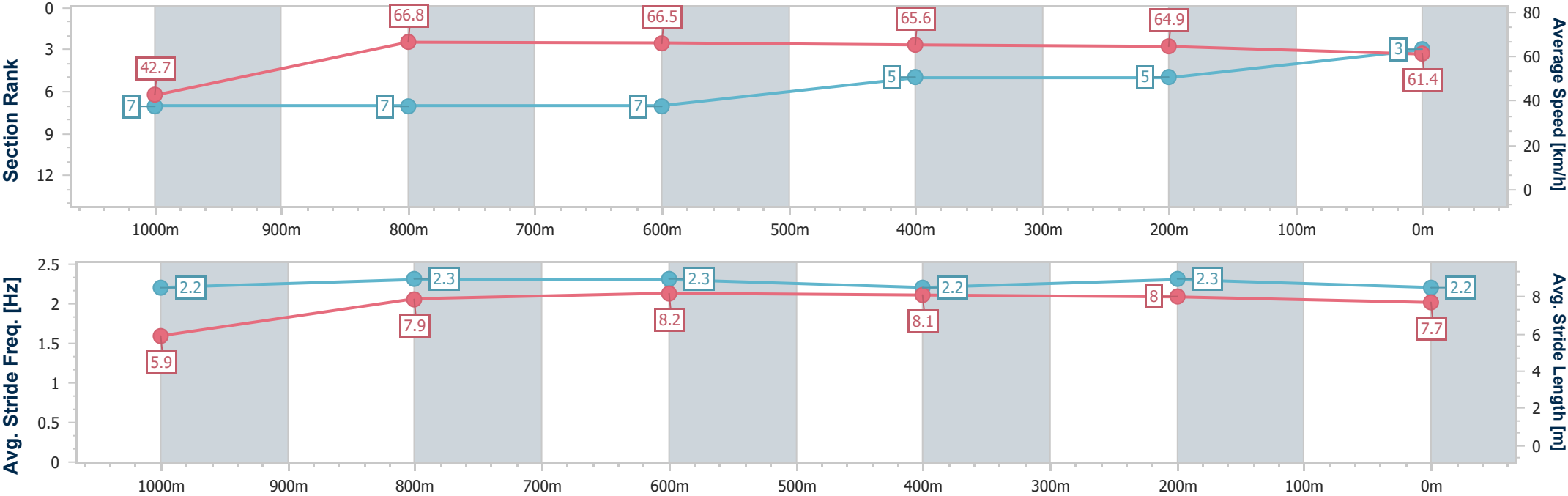


Picklebet Park WarwickProfessional  
Race 7: WICKHAM FREIGHT LINES Three-Year-Old & Four-Year  
-Old BENCHMARK 58 Handicap - 1100m  
11 October 2025 - 17:07  
Track Rating: Good 4, Weather: Fine, Rail Position: True Entire  
Course.



warwick  
turf club

Section	Overall	1000m	800m	600m	400m	200m							
Section Times	1:04.08 [3] (0:08.46)	0:55.62 [7] (0:10.84)	0:44.78 [7] (0:10.89)	0:33.89 [7] (0:11.02)	0:22.87 [5] (0:11.18)	0:11.69 [5] (0:11.69)							
Average Speed [km/h]	42.7	66.8	66.5	65.6	64.9	61.4							
Top Speed [km/h]	62.1	68.3	67.5	66.7	65.7	63.6							
Avg. Dist. to Rail [m]	1.3	1.1	1.3	1.3	5.0	7.0							
Avg. Stride Freq. [Hz]	2.2	2.3	2.3	2.2	2.3	2.2							
Avg. Stride Length [m]	5.9	7.9	8.2	8.1	8.0	7.7							







Horse/Jockey Name	Headline Legend
Final Rank	4
Fastest Section Time (Section)	0:08.21 (Overall)
Top Speed [km/h] (Section)	68.4 (1000m)
Race State	Finished

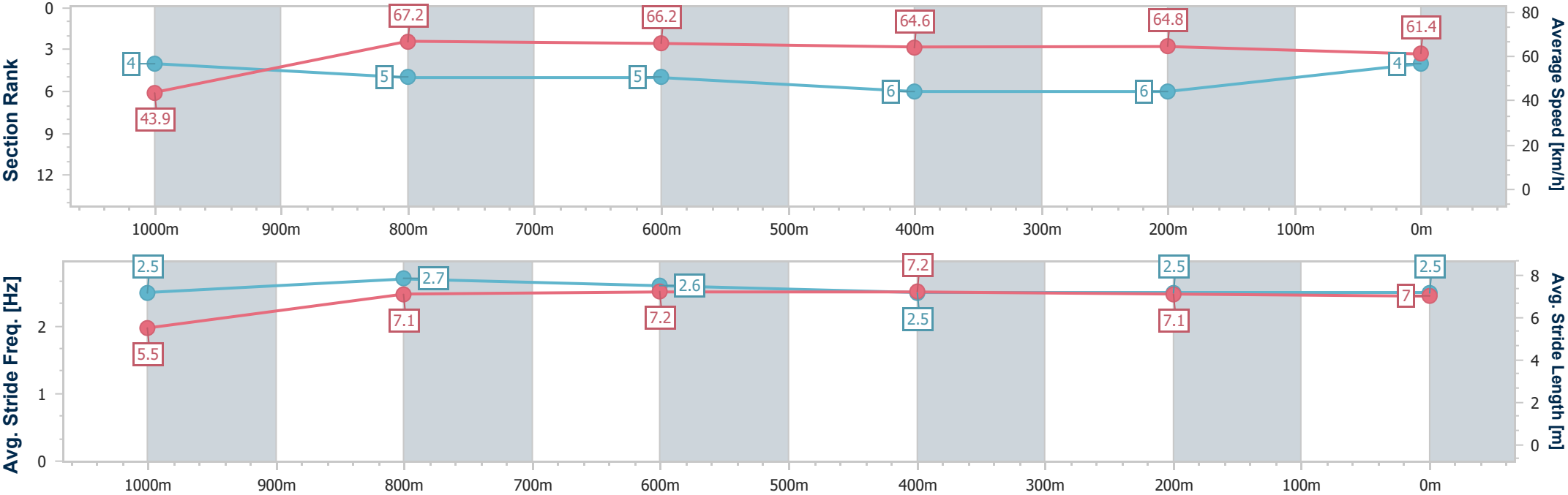


Picklebet Park WarwickProfessional  
Race 7: WICKHAM FREIGHT LINES Three-Year-Old & Four-Year  
-Old BENCHMARK 58 Handicap - 1100m  
11 October 2025 - 17:07  
Track Rating: Good 4, Weather: Fine, Rail Position: True Entire  
Course.



warwick  
turf club

Section	Overall	1000m	800m	600m	400m	200m							
Section Times	1:04.21 [4] (0:08.21)	0:56.00 [4] (0:10.80)	0:45.20 [5] (0:11.00)	0:34.20 [5] (0:11.23)	0:22.97 [6] (0:11.26)	0:11.71 [6] (0:11.71)							
Average Speed [km/h]	43.9	67.2	66.2	64.6	64.8	61.4							
Top Speed [km/h]	64.8	68.4	66.9	65.6	65.0	64.4							
Avg. Dist. to Rail [m]	5.9	2.5	2.3	2.0	5.8	10.0							
Avg. Stride Freq. [Hz]	2.5	2.7	2.6	2.5	2.5	2.5							
Avg. Stride Length [m]	5.5	7.1	7.2	7.2	7.1	7.0							



[ ] Ranking at each section and finish  
-.-.- No data available at this section  
NA No data available



Horse/Jockey Name	Serial Offender
Final Rank	5
Fastest Section Time (Section)	0:08.40 (Overall)
Top Speed [km/h] (Section)	69.4 (1000m)
Race State	Finished

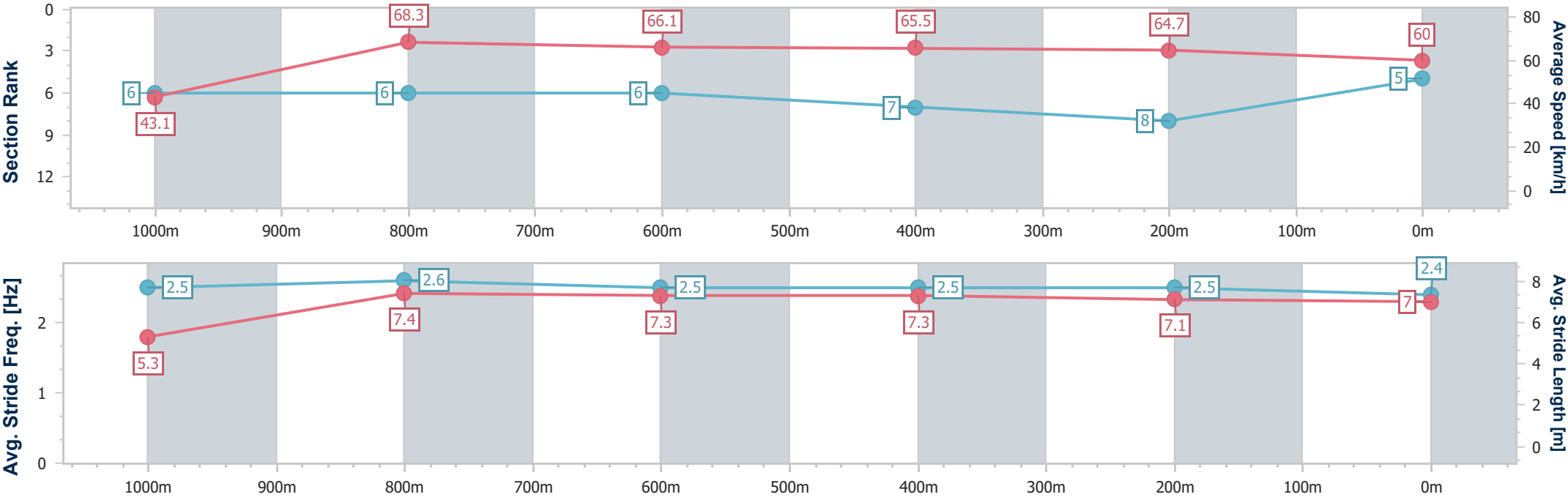


Picklebet Park WarwickProfessional  
Race 7: WICKHAM FREIGHT LINES Three-Year-Old & Four-Year  
-Old BENCHMARK 58 Handicap - 1100m  
11 October 2025 - 17:07  
Track Rating: Good 4, Weather: Fine, Rail Position: True Entire  
Course.



warwick  
turf club

Section	Overall	1000m	800m	600m	400m	200m							
Section Times	1:04.59 [5] (0:08.40)	0:56.19 [6] (0:10.63)	0:45.56 [6] (0:11.06)	0:34.50 [6] (0:11.22)	0:23.28 [7] (0:11.30)	0:11.98 [8] (0:11.98)							
Average Speed [km/h]	43.1	68.3	66.1	65.5	64.7	60.0							
Top Speed [km/h]	63.6	69.4	67.5	66.1	65.9	63.9							
Avg. Dist. to Rail [m]	2.2	2.1	3.6	3.8	8.6	11.1							
Avg. Stride Freq. [Hz]	2.5	2.6	2.5	2.5	2.5	2.4							
Avg. Stride Length [m]	5.3	7.4	7.3	7.3	7.1	7.0							



[ ] Ranking at each section and finish  
- - - - No data available at this section  
NA No data available



Horse/Jockey Name	Russian Ripper
Final Rank	6
Fastest Section Time (Section)	0:08.34 (Overall)
Top Speed [km/h] (Section)	70.5 (800m)
Race State	Finished

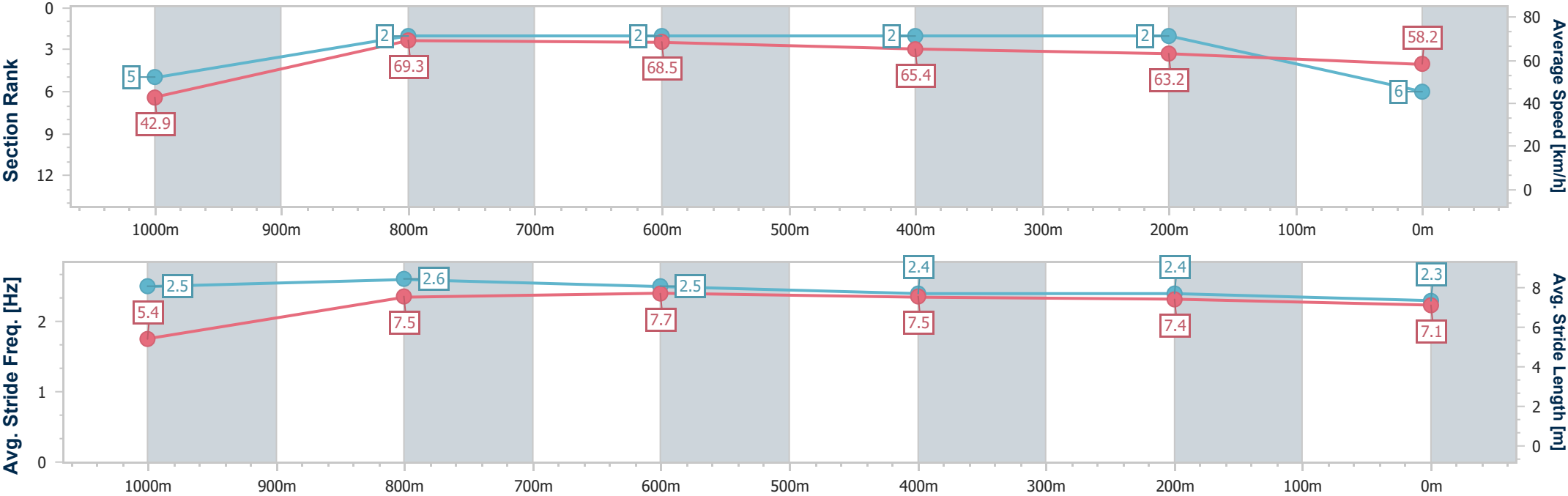


Picklebet Park WarwickProfessional  
Race 7: WICKHAM FREIGHT LINES Three-Year-Old & Four-Year  
-Old BENCHMARK 58 Handicap - 1100m  
11 October 2025 - 17:07  
Track Rating: Good 4, Weather: Fine, Rail Position: True Entire  
Course.



warwick  
turf club

Section	Overall	1000m	800m	600m	400m	200m							
Section Times	1:04.62 [6] (0:08.34)	0:56.28 [5] (0:10.54)	0:45.74 [2] (0:10.73)	0:35.01 [2] (0:11.17)	0:23.84 [2] (0:11.48)	0:12.36 [2] (0:12.36)							
Average Speed [km/h]	42.9	69.3	68.5	65.4	63.2	58.2							
Top Speed [km/h]	65.9	69.9	70.5	67.3	65.8	61.6							
Avg. Dist. to Rail [m]	9.6	4.4	3.9	2.9	3.2	3.6							
Avg. Stride Freq. [Hz]	2.5	2.6	2.5	2.4	2.4	2.3							
Avg. Stride Length [m]	5.4	7.5	7.7	7.5	7.4	7.1							





Horse/Jockey Name	Mishani Hitman
Final Rank	7
Fastest Section Time (Section)	0:08.80 (Overall)
Top Speed [km/h] (Section)	69.0 (1000m)
Race State	Finished

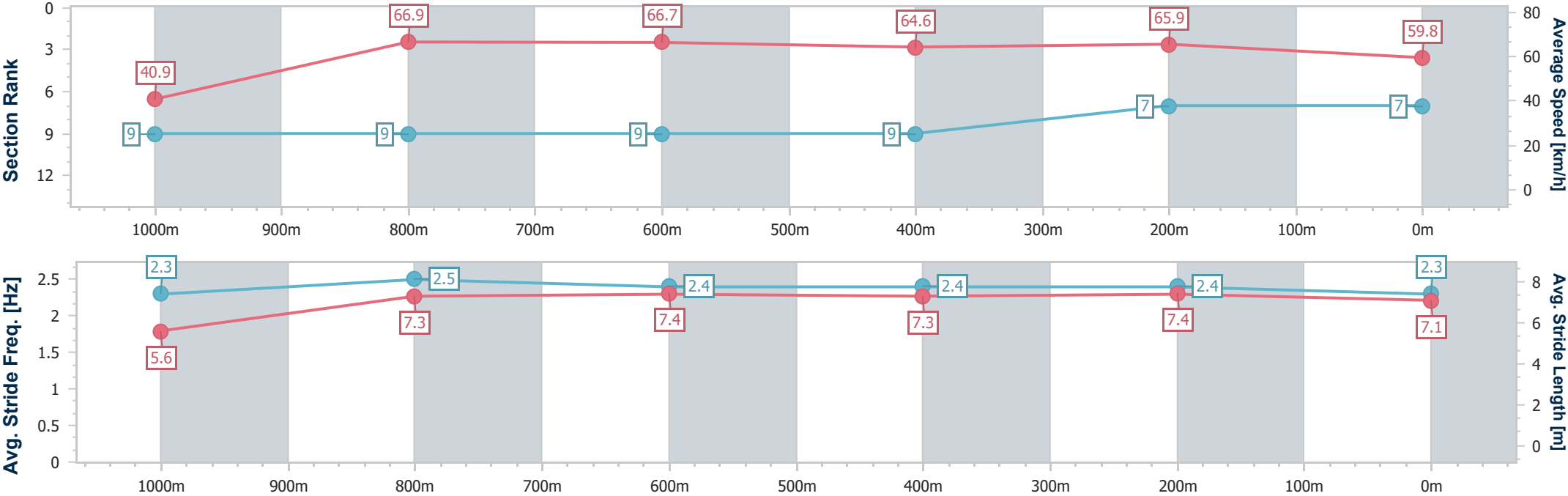


Picklebet Park WarwickProfessional  
Race 7: WICKHAM FREIGHT LINES Three-Year-Old & Four-Year  
-Old BENCHMARK 58 Handicap - 1100m  
11 October 2025 - 17:07  
Track Rating: Good 4, Weather: Fine, Rail Position: True Entire  
Course.



warwick  
turf club

Section	Overall	1000m	800m	600m	400m	200m							
Section Times	1:04.68 [7] (0:08.80)	0:55.88 [9] (0:10.81)	0:45.07 [9] (0:10.85)	0:34.22 [9] (0:11.18)	0:23.04 [9] (0:10.94)	0:12.10 [7] (0:12.10)							
Average Speed [km/h]	40.9	66.9	66.7	64.6	65.9	59.8							
Top Speed [km/h]	63.6	69.0	68.9	66.4	66.7	65.7							
Avg. Dist. to Rail [m]	6.2	1.0	0.9	0.8	4.2	5.3							
Avg. Stride Freq. [Hz]	2.3	2.5	2.4	2.4	2.4	2.3							
Avg. Stride Length [m]	5.6	7.3	7.4	7.3	7.4	7.1							





Horse/Jockey Name	Warrior Chief
Final Rank	8
Fastest Section Time (Section)	0:08.19 (Overall)
Top Speed [km/h] (Section)	68.5 (800m)
Race State	Finished

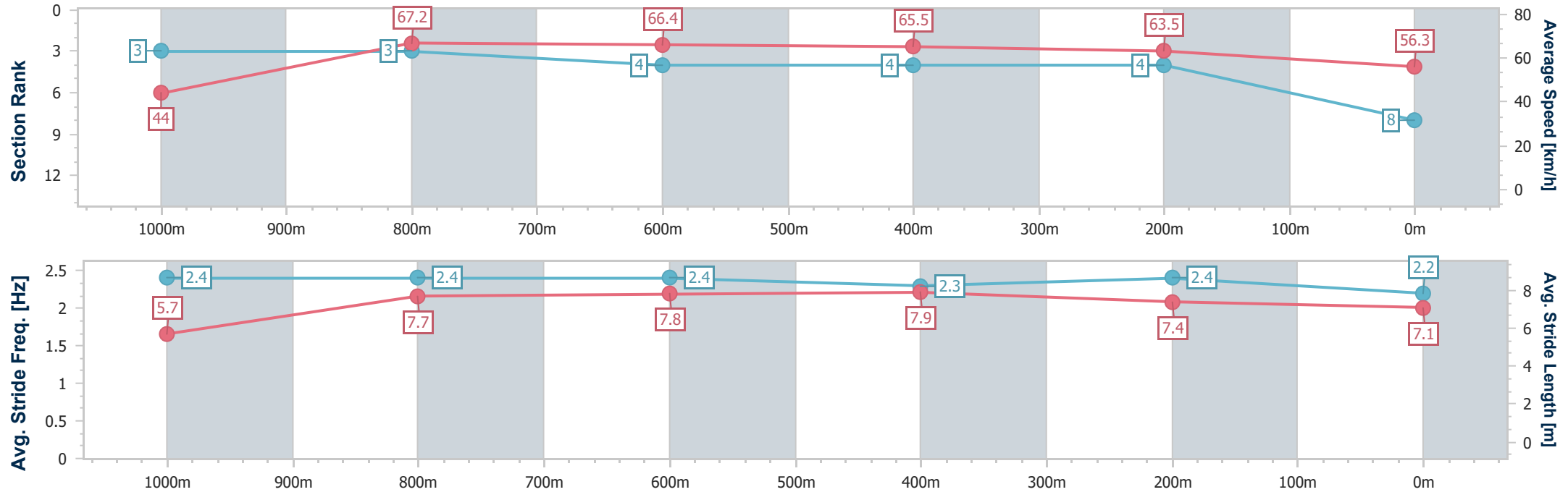


Picklebet Park WarwickProfessional  
Race 7: WICKHAM FREIGHT LINES Three-Year-Old & Four-Year  
-Old BENCHMARK 58 Handicap - 1100m  
11 October 2025 - 17:07  
Track Rating: Good 4, Weather: Fine, Rail Position: True Entire  
Course.



warwick  
turf club

Section	Overall	1000m	800m	600m	400m	200m							
Section Times	1:05.14 [8] (0:08.19)	0:56.95 [3] (0:10.72)	0:46.23 [3] (0:10.93)	0:35.30 [4] (0:11.12)	0:24.18 [4] (0:11.39)	0:12.79 [4] (0:12.79)							
Average Speed [km/h]	44.0	67.2	66.4	65.5	63.5	56.3							
Top Speed [km/h]	64.9	68.4	68.5	66.6	65.3	61.7							
Avg. Dist. to Rail [m]	3.8	0.9	2.1	1.9	2.3	3.0							
Avg. Stride Freq. [Hz]	2.4	2.4	2.4	2.3	2.4	2.2							
Avg. Stride Length [m]	5.7	7.7	7.8	7.9	7.4	7.1							





Horse/Jockey Name	I'ltellyouso
Final Rank	9
Fastest Section Time (Section)	0:08.09 (Overall)
Top Speed [km/h] (Section)	67.4 (800m)
Race State	Finished



Picklebet Park WarwickProfessional  
Race 7: WICKHAM FREIGHT LINES Three-Year-Old & Four-Year  
-Old BENCHMARK 58 Handicap - 1100m  
11 October 2025 - 17:07  
Track Rating: Good 4, Weather: Fine, Rail Position: True Entire  
Course.



warwick  
turf club

Section	Overall	1000m	800m	600m	400m	200m							
Section Times	1:06.06 [9] (0:08.09)	0:57.97 [1] (0:10.84)	0:47.13 [4] (0:10.83)	0:36.30 [3] (0:11.12)	0:25.18 [3] (0:11.79)	0:13.39 [9] (0:13.39)							
Average Speed [km/h]	44.7	66.6	66.5	64.9	61.2	53.8							
Top Speed [km/h]	64.9	67.3	67.4	66.2	63.6	58.0							
Avg. Dist. to Rail [m]	2.8	0.5	0.5	0.5	1.3	2.2							
Avg. Stride Freq. [Hz]	2.5	2.6	2.5	2.4	2.4	2.3							
Avg. Stride Length [m]	5.5	7.1	7.2	7.4	7.0	6.6							

