



Ladbroke's Cannon Park Professional
Race 1: LADBROKES POPULAR SRM QTIS Three-Year-Old & Four-Year-Old Handicap - 950m
12 October 2025 - 13:05



Track Rating: Good 4, Weather: Overcast, Rail Position: True Entire Course

Section						Overall	800m	600m	400m	200m	Last 600m		
Field Times						0:54.46 (0:09.95)	0:44.51 (0:10.47)	0:34.04 (0:10.94)	0:23.10 (0:11.22)	0:11.88 (0:11.88)	0:34.04		
Rank	TAB	Horse/Jockey	Barrier	Top Speed [km/h]	Fastest Section							Margin	Distance Travelled [m]
1	1	SOWILO SIREN	6	70.4	0:10.20	0:54.46 [1]	0:44.26 [4]	0:33.93 [2]	0:23.01 [2]	0:11.88 [1]	0:54.46	0:33.93	
		Tyler Leslight		800m	Overall	(0:10.20)	(0:10.33)	(0:10.92)	(0:11.13)	(0:11.88)			
2	4	RAFF VADER	5	68.9	0:10.49	0:54.55 [2]	0:44.06 [7]	0:33.51 [7]	0:22.55 [7]	0:11.36 [4]	0.57L	0:33.51 +4	
		Sean Cormack		800m	Overall	(0:10.49)	(0:10.55)	(0:10.96)	(0:11.19)	(0:11.36)			
3	6	HAPHAZARD	7	70.1	0:09.95	0:54.90 [3]	0:44.95 [1]	0:34.48 [1]	0:23.54 [1]	0:12.15 [2]	2.62L	0:34.48 -2	
		Jason Taylor		800m	Overall	(0:09.95)	(0:10.47)	(0:10.94)	(0:11.39)	(0:12.15)			
4	3	TRAVELLING SWEET	4	69.0	0:10.10	0:54.94 [4]	0:44.84 [2]	0:34.37 [3]	0:23.33 [3]	0:11.90 [3]	2.83L	0:34.37 +3	
		Nathan Thomas		800m	Overall	(0:10.10)	(0:10.47)	(0:11.04)	(0:11.43)	(0:11.90)			
5	5	SWEET CANDY	2	69.1	0:10.35	0:55.19 [5]	0:44.84 [5]	0:34.33 [5]	0:23.25 [6]	0:11.73 [6]	4.31L	0:34.33 +4	
		Rachel Shred		800m	Overall	(0:10.35)	(0:10.51)	(0:11.08)	(0:11.52)	(0:11.73)			
6	2	MISTER TIA	1	70.1	0:10.45	0:55.87 [6]	0:45.42 [6]	0:34.93 [6]	0:24.01 [5]	0:12.44 [5]	8.35L	0:34.93 -2	
		Ivo Fry		800m	Overall	(0:10.45)	(0:10.49)	(0:10.92)	(0:11.57)	(0:12.44)			
7	7	I'LLTELLYOU'I'MIN	3	70.0	0:10.18	0:56.57 [7]	0:46.39 [3]	0:35.99 [4]	0:24.87 [4]	0:13.08 [7]	12.43L	0:35.99 -3	
		Wanderson D'Avila		Overall	Overall	(0:10.18)	(0:10.40)	(0:11.12)	(0:11.79)	(0:13.08)			



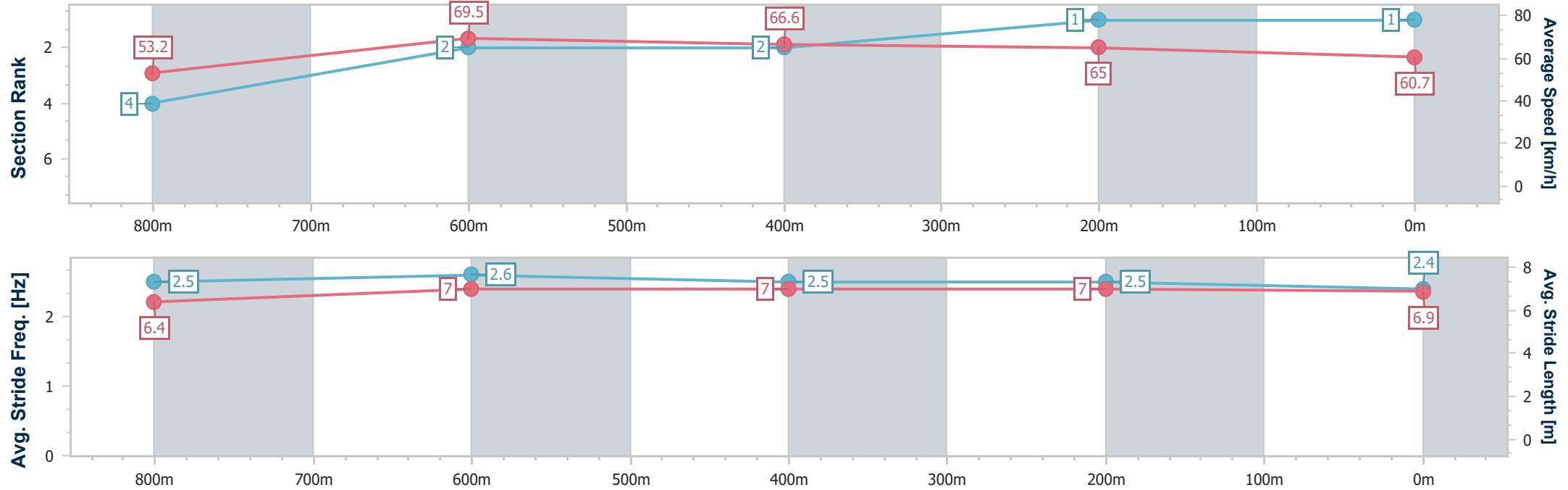
Horse/Jockey Name	Sowilo Siren
Final Rank	1
Fastest Section Time (Section)	0:10.20 (Overall)
Top Speed [km/h] (Section)	70.4 (800m)
Race State	Finished



Ladbroke's Cannon Park Professional
Race 1: LADBROKES POPULAR SRM QTIS Three-Year-Old & Four-Year-Old Handicap - 950m
12 October 2025 - 13:05
Track Rating: Good 4, Weather: Overcast, Rail Position: True Entire Course



Section	Overall	800m	600m	400m	200m										
Section Times	0:54.46 [1] (0:10.20)	0:44.26 [4] (0:10.33)	0:33.93 [2] (0:10.92)	0:23.01 [2] (0:11.13)	0:11.88 [1] (0:11.88)										
Average Speed [km/h]	53.2	69.5	66.6	65.0	60.7										
Top Speed [km/h]	68.6	70.4	69.1	65.6	63.7										
Avg. Dist. to Rail [m]	7.8	4.0	1.9	1.7	2.0										
Avg. Stride Freq. [Hz]	2.5	2.6	2.5	2.5	2.4										
Avg. Stride Length [m]	6.4	7.0	7.0	7.0	6.9										



[] Ranking at each section and finish
-.-.- No data available at this section
NA No data available



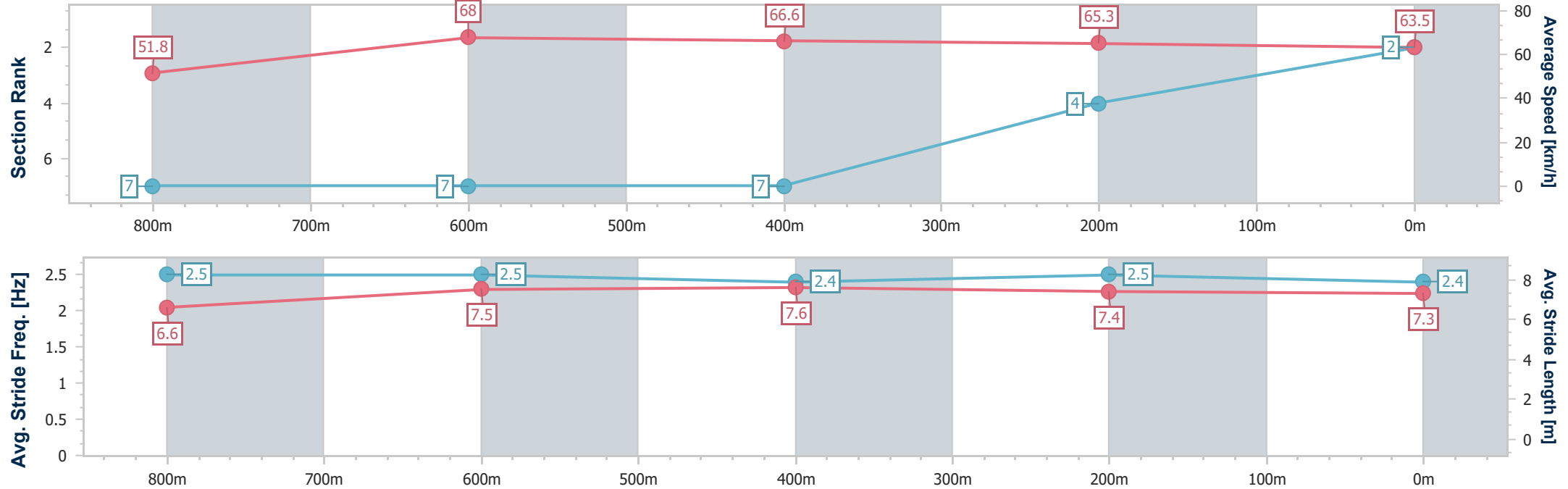
Horse/Jockey Name	Raff Vader
Final Rank	2
Fastest Section Time (Section)	0:10.49 (Overall)
Top Speed [km/h] (Section)	68.9 (800m)
Race State	Finished



Ladbrokes Cannon ParkProfessional
Race 1: LADBROKES POPULAR SRM QTIS Three-Year-Old & Four-Year-Old Handicap - 950m
12 October 2025 - 13:05
Track Rating: Good 4, Weather: Overcast, Rail Position: True Entire Course



Section	Overall	800m	600m	400m	200m														
Section Times	0:54.55 [2] (0:10.49)	0:44.06 [7] (0:10.55)	0:33.51 [7] (0:10.96)	0:22.55 [7] (0:11.19)	0:11.36 [4] (0:11.36)														
Average Speed [km/h]	51.8	68.0	66.6	65.3	63.5														
Top Speed [km/h]	68.1	68.9	68.6	67.6	65.6														
Avg. Dist. to Rail [m]	4.8	2.3	2.6	5.7	8.2														
Avg. Stride Freq. [Hz]	2.5	2.5	2.4	2.5	2.4														
Avg. Stride Length [m]	6.6	7.5	7.6	7.4	7.3														





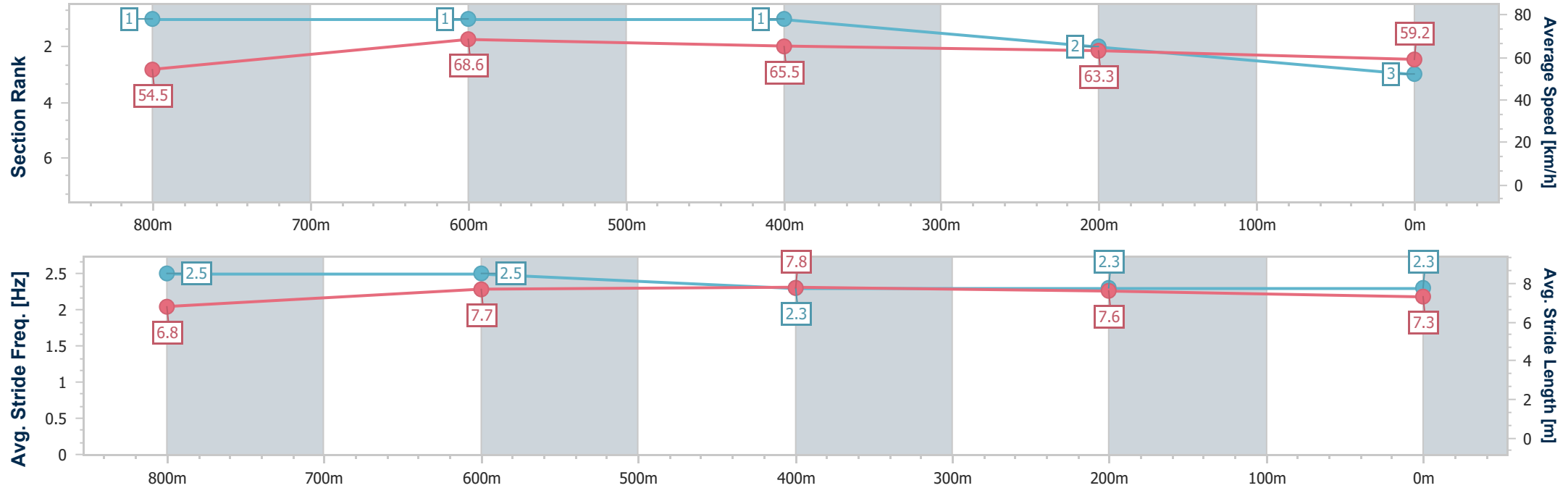
Horse/Jockey Name	Haphazard
Final Rank	3
Fastest Section Time (Section)	0:09.95 (Overall)
Top Speed [km/h] (Section)	70.1 (800m)
Race State	Finished



Ladbroke's Cannon Park Professional
Race 1: LADBROKES POPULAR SRM QTIS Three-Year-Old & Four-Year-Old Handicap - 950m
12 October 2025 - 13:05
Track Rating: Good 4, Weather: Overcast, Rail Position: True Entire Course



Section	Overall	800m	600m	400m	200m														
Section Times	0:54.90 [3] (0:09.95)	0:44.95 [1] (0:10.47)	0:34.48 [1] (0:10.94)	0:23.54 [1] (0:11.39)	0:12.15 [2] (0:12.15)														
Average Speed [km/h]	54.5	68.6	65.5	63.3	59.2														
Top Speed [km/h]	69.4	70.1	70.1	64.4	62.5														
Avg. Dist. to Rail [m]	7.6	2.1	0.5	0.7	1.3														
Avg. Stride Freq. [Hz]	2.5	2.5	2.3	2.3	2.3														
Avg. Stride Length [m]	6.8	7.7	7.8	7.6	7.3														



[] Ranking at each section and finish
- - - - No data available at this section
NA No data available



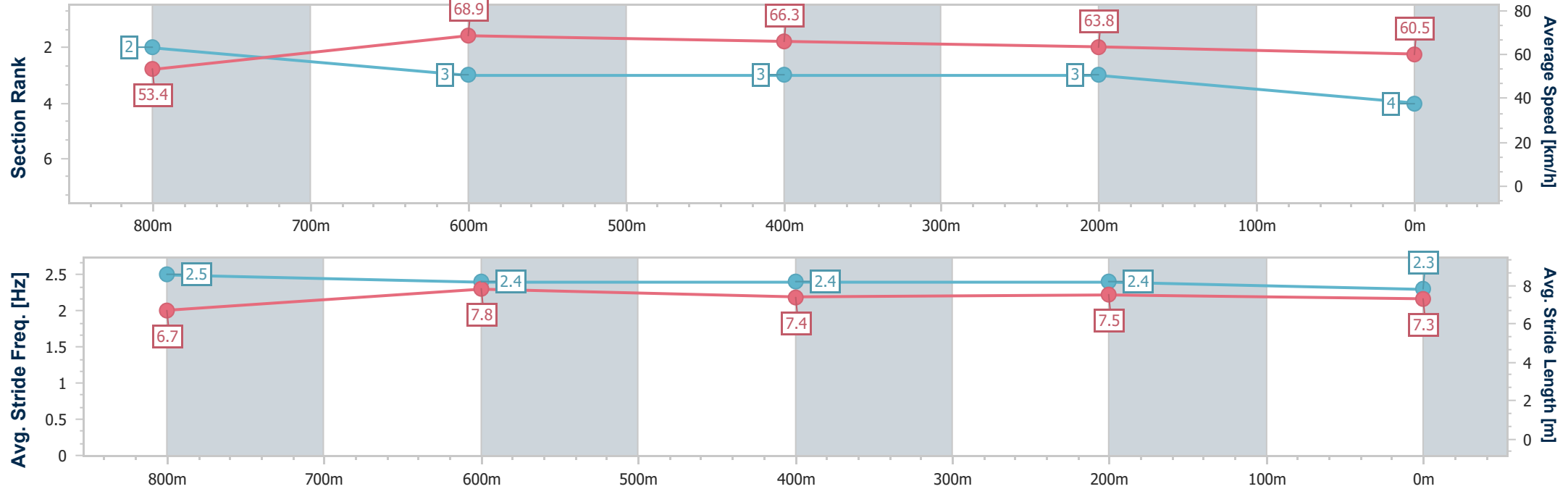
Horse/Jockey Name	Travelling Sweet
Final Rank	4
Fastest Section Time (Section)	0:10.10 (Overall)
Top Speed [km/h] (Section)	69.0 (800m)
Race State	Finished



Ladbroke's Cannon Park Professional
Race 1: LADBROKES POPULAR SRM QTIS Three-Year-Old & Four-Year-Old Handicap - 950m
12 October 2025 - 13:05
Track Rating: Good 4, Weather: Overcast, Rail Position: True Entire Course



Section	Overall	800m	600m	400m	200m										
Section Times	0:54.94 [4] (0:10.10)	0:44.84 [2] (0:10.47)	0:34.37 [3] (0:11.04)	0:23.33 [3] (0:11.43)	0:11.90 [3] (0:11.90)										
Average Speed [km/h]	53.4	68.9	66.3	63.8	60.5										
Top Speed [km/h]	68.4	69.0	68.9	64.6	63.0										
Avg. Dist. to Rail [m]	4.9	2.2	2.8	4.9	6.0										
Avg. Stride Freq. [Hz]	2.5	2.4	2.4	2.4	2.3										
Avg. Stride Length [m]	6.7	7.8	7.4	7.5	7.3										





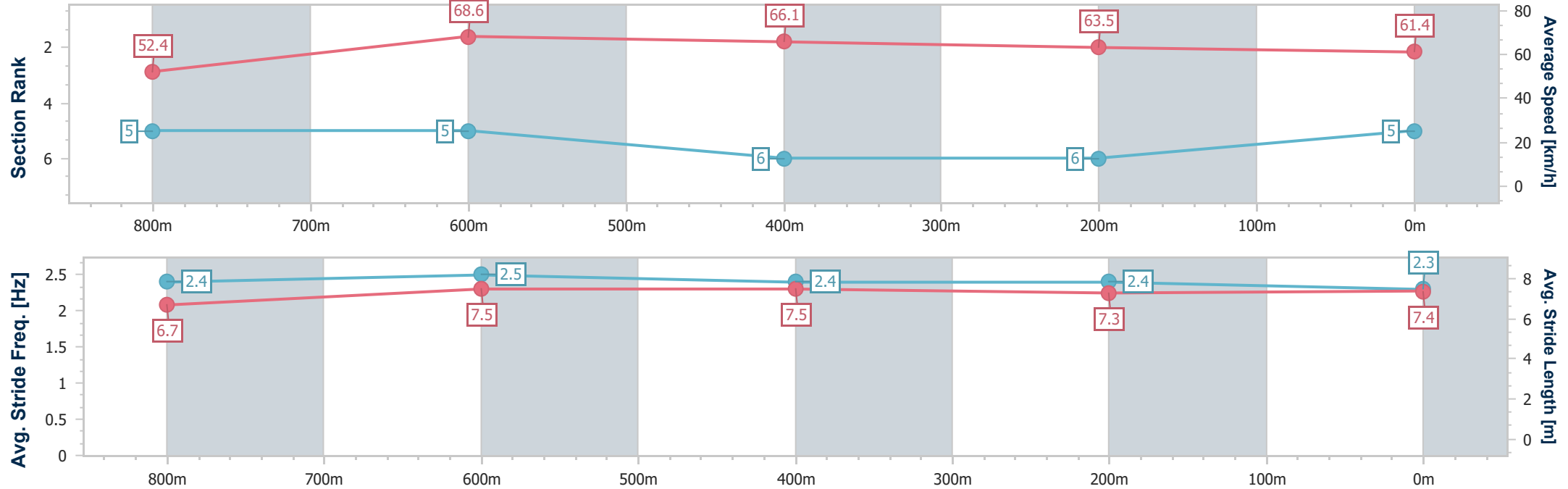
Horse/Jockey Name	Sweet Candy
Final Rank	5
Fastest Section Time (Section)	0:10.35 (Overall)
Top Speed [km/h] (Section)	69.1 (800m)
Race State	Finished



Ladbroke's Cannon Park Professional
Race 1: LADBROKES POPULAR SRM QTIS Three-Year-Old & Four-Year-Old Handicap - 950m
12 October 2025 - 13:05
Track Rating: Good 4, Weather: Overcast, Rail Position: True Entire Course



Section	Overall	800m	600m	400m	200m										
Section Times	0:55.19 [5] (0:10.35)	0:44.84 [5] (0:10.51)	0:34.33 [5] (0:11.08)	0:23.25 [6] (0:11.52)	0:11.73 [6] (0:11.73)										
Average Speed [km/h]	52.4	68.6	66.1	63.5	61.4										
Top Speed [km/h]	67.5	69.1	69.0	64.4	63.2										
Avg. Dist. to Rail [m]	2.4	1.6	2.7	6.7	8.4										
Avg. Stride Freq. [Hz]	2.4	2.5	2.4	2.4	2.3										
Avg. Stride Length [m]	6.7	7.5	7.5	7.3	7.4										



[] Ranking at each section and finish
-.-.- No data available at this section
NA No data available



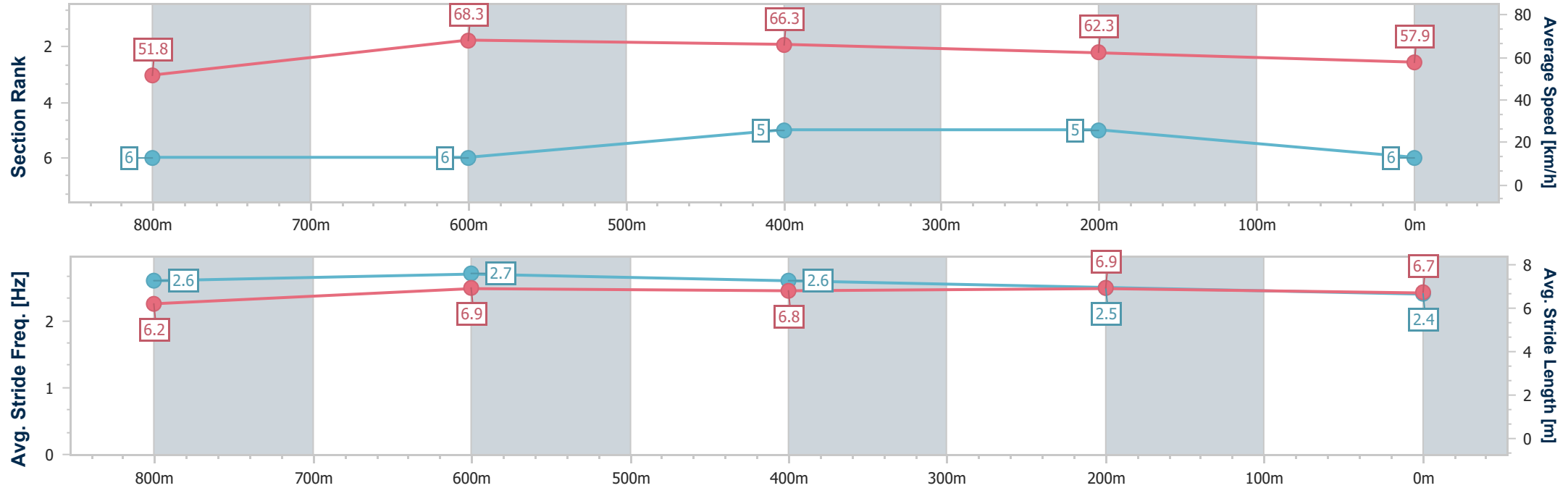
Horse/Jockey Name	Mister Tia
Final Rank	6
Fastest Section Time (Section)	0:10.45 (Overall)
Top Speed [km/h] (Section)	70.1 (800m)
Race State	Finished



Ladbrokes Cannon Park Professional
Race 1: LADBROKES POPULAR SRM QTIS Three-Year-Old &
Four-Year-Old Handicap - 950m
12 October 2025 - 13:05
Track Rating: Good 4, Weather: Overcast, Rail Position: True Entire
Course



Section	Overall	800m	600m	400m	200m										
Section Times	0:55.87 [6] (0:10.45)	0:45.42 [6] (0:10.49)	0:34.93 [6] (0:10.92)	0:24.01 [5] (0:11.57)	0:12.44 [5] (0:12.44)										
Average Speed [km/h]	51.8	68.3	66.3	62.3	57.9										
Top Speed [km/h]	66.7	70.1	69.2	63.7	62.2										
Avg. Dist. to Rail [m]	1.8	0.2	0.4	1.9	2.8										
Avg. Stride Freq. [Hz]	2.6	2.7	2.6	2.5	2.4										
Avg. Stride Length [m]	6.2	6.9	6.8	6.9	6.7										





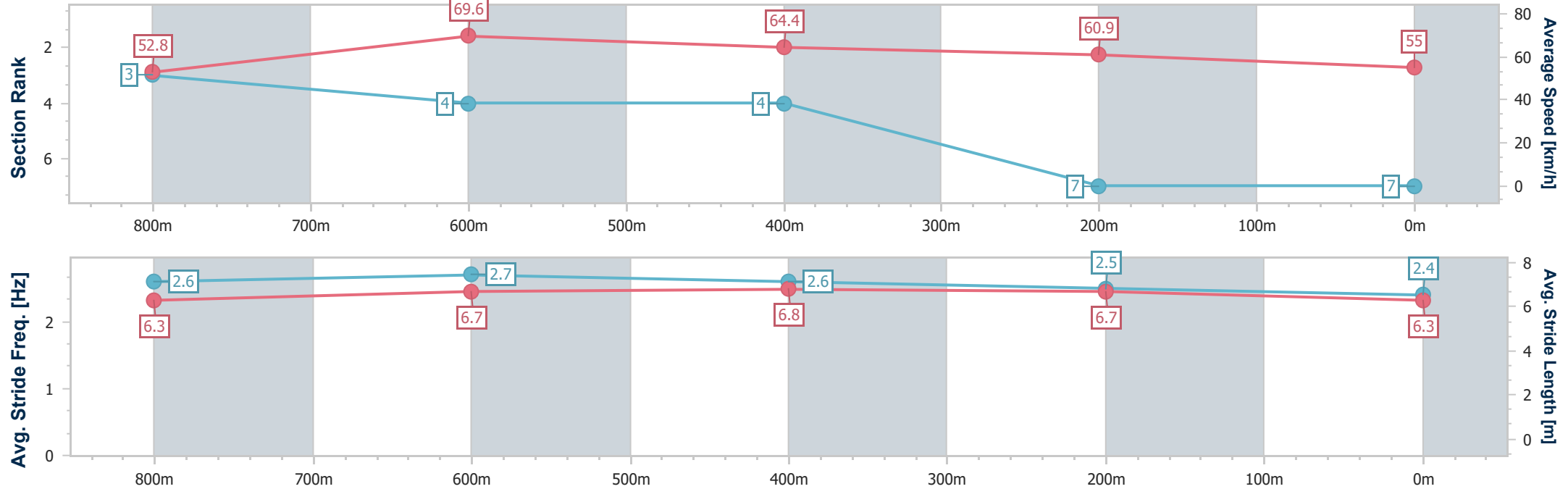
Horse/Jockey Name	I'tellyoui'min
Final Rank	7
Fastest Section Time (Section)	0:10.18 (Overall)
Top Speed [km/h] (Section)	70.0 (Overall)
Race State	Finished



Ladbroke's Cannon Park Professional
Race 1: LADBROKES POPULAR SRM QTIS Three-Year-Old & Four-Year-Old Handicap - 950m
12 October 2025 - 13:05
Track Rating: Good 4, Weather: Overcast, Rail Position: True Entire Course



Section	Overall	800m	600m	400m	200m										
Section Times	0:56.57 [7] (0:10.18)	0:46.39 [3] (0:10.40)	0:35.99 [4] (0:11.12)	0:24.87 [4] (0:11.79)	0:13.08 [7] (0:13.08)										
Average Speed [km/h]	52.8	69.6	64.4	60.9	55.0										
Top Speed [km/h]	70.0	69.5	67.7	63.1	59.1										
Avg. Dist. to Rail [m]	2.2	0.6	0.5	0.6	1.3										
Avg. Stride Freq. [Hz]	2.6	2.7	2.6	2.5	2.4										
Avg. Stride Length [m]	6.3	6.7	6.8	6.7	6.3										





Ladbroke's Cannon Park Professional
Race 2: LADBROKES RACING EXTRAS IN MULTI Maiden Handicap -
1500m

12 October 2025 - 13:40



Track Rating: Good 4, Weather: Overcast, Rail Position: True Entire Course

Section						Overall	1400m	1200m	1000m	800m	600m	400m	Last 600m		
Field Times						1:29.66 (0:07.89)	1:21.77 (0:11.00)	1:10.77 (0:10.61)	1:00.16 (0:11.58)	0:48.58 (0:11.62)	0:36.96 (0:12.17)	0:24.79 (0:12.32)	0:36.96		
Rank	TAB	Horse/Jockey	Barrier	Top Speed [km/h]	Fastest Section										Distance Travelled [m]
1	1	COMBAT CRUSADER	4	66.1	0:08.35	1:29.66 [1]	1:21.31 [7]	1:10.19 [8]	0:59.10 [9]	0:47.75 [8]	0:36.23 [6]	0:24.34 [6]	0:36.23		
		Aidan Holt		1000m	Overall	(0:08.35)	(0:11.12)	(0:11.09)	(0:11.35)	(0:11.52)	(0:11.89)	(0:12.06)			
2	5	FLOURISH	9	69.5	0:08.18	1:29.67 [2]	1:21.49 [4]	1:10.77 [2]	1:00.17 [1]	0:48.59 [1]	0:36.97 [1]	0:24.80 [1]	0:36.97 -6		
		Jackson Murphy		1200m	Overall	(0:08.18)	(0:10.72)	(0:10.60)	(0:11.58)	(0:11.62)	(0:12.17)	(0:12.32)			
3	7	MOHAWK WARRIOR	7	67.2	0:07.89	1:29.74 [3]	1:21.85 [1]	1:10.85 [1]	1:00.01 [2]	0:48.47 [3]	0:36.74 [3]	0:24.78 [2]	0:36.74 -3		
		Rachel Shred		1200m	Overall	(0:07.89)	(0:11.00)	(0:10.84)	(0:11.54)	(0:11.73)	(0:11.96)	(0:12.23)			
4	2	OUTONO	3	66.7	0:08.11	1:29.86 [4]	1:21.75 [3]	1:10.72 [4]	0:59.83 [4]	0:48.31 [4]	0:36.70 [4]	0:24.74 [4]	0:36.70 -3		
		Ryan Wiggins		1400m	Overall	(0:08.11)	(0:11.03)	(0:10.89)	(0:11.52)	(0:11.61)	(0:11.96)	(0:12.15)			
5	4	URIS	8	68.5	0:08.51	1:30.09 [5]	1:21.58 [8]	1:10.89 [5]	1:00.20 [3]	0:48.85 [2]	0:37.16 [2]	0:25.10 [3]	0:37.16 -4		
		Amanda Thomson		1400m	Overall	(0:08.51)	(0:10.69)	(0:10.69)	(0:11.35)	(0:11.69)	(0:12.06)	(0:12.27)			
6	9	TRUSTING STAR	1	66.6	0:08.23	1:30.19 [6]	1:21.96 [5]	1:10.86 [6]	0:59.86 [7]	0:48.43 [6]	0:36.73 [7]	0:24.90 [5]	0:36.73 -4		
		Ivo Fry		1400m	Overall	(0:08.23)	(0:11.10)	(0:11.00)	(0:11.43)	(0:11.70)	(0:11.83)	(0:12.19)			
7	6	GONCALO	6	67.0	0:08.04	1:30.32 [7]	1:22.28 [2]	1:11.23 [3]	1:00.20 [5]	0:48.71 [5]	0:36.93 [5]	0:24.80 [7]	0:36.93 -2		
		Nathan Thomas		1400m	Overall	(0:08.04)	(0:11.05)	(0:11.03)	(0:11.49)	(0:11.78)	(0:12.13)	(0:12.25)			
8	8	FRENCH DRAGON	5	67.1	0:08.57	1:30.63 [8]	1:22.06 [9]	1:11.04 [9]	1:00.08 [8]	0:48.51 [9]	0:36.89 [9]	0:24.82 [8]	0:36.89 +6		
		Jason Taylor		1200m	Overall	(0:08.57)	(0:11.02)	(0:10.96)	(0:11.57)	(0:11.62)	(0:12.07)	(0:12.32)			
9	3	LOVE WRAP	2	67.2	0:08.28	1:31.83 [9]	1:23.55 [6]	1:12.49 [7]	1:01.51 [6]	0:50.03 [7]	0:38.30 [8]	0:25.79 [9]	0:38.30 +2		
		Wanderson D'Avila		1400m	Overall	(0:08.28)	(0:11.06)	(0:10.98)	(0:11.48)	(0:11.73)	(0:12.51)	(0:12.75)			



Ladbroke's Cannon Park Professional
Race 2: LADBROKES RACING EXTRAS IN MULTI Maiden Handicap -
1500m

12 October 2025 - 13:40



Track Rating: Good 4, Weather: Overcast, Rail Position: True Entire Course

Section		200m					Last 600m		
Field Times		0:12.47 (0:12.47)					0:36.96		
Rank	TAB	Horse/Jockey	Barrier	Top Speed [km/h]	Fastest Section	Margin		Distance Travelled [m]	
1	1	COMBAT CRUSADER	4	66.1	0:08.35	0:12.28 [5]	1:29.66	0:36.23	
		Aidan Holt		1000m	Overall	(0:12.28)			
2	5	FLOURISH	9	69.5	0:08.18	0:12.48 [1]	0.04L	0:36.97	-6
		Jackson Murphy		1200m	Overall	(0:12.48)			
3	7	MOHAWK WARRIOR	7	67.2	0:07.89	0:12.55 [1]	0.49L	0:36.74	-3
		Rachel Shred		1200m	Overall	(0:12.55)			
4	2	OUTONO	3	66.7	0:08.11	0:12.59 [4]	1.2L	0:36.70	-3
		Ryan Wiggins		1400m	Overall	(0:12.59)			
5	4	URIS	8	68.5	0:08.51	0:12.83 [3]	2.56L	0:37.16	-4
		Amanda Thomson		1400m	Overall	(0:12.83)			
6	9	TRUSTING STAR	1	66.6	0:08.23	0:12.71 [6]	3.15L	0:36.73	-4
		Ivo Fry		1400m	Overall	(0:12.71)			
7	6	GONCALO	6	67.0	0:08.04	0:12.55 [7]	3.89L	0:36.93	-2
		Nathan Thomas		1400m	Overall	(0:12.55)			
8	8	FRENCH DRAGON	5	67.1	0:08.57	0:12.50 [8]	5.71L	0:36.89	+6
		Jason Taylor		1200m	Overall	(0:12.50)			
9	3	LOVE WRAP	2	67.2	0:08.28	0:13.04 [9]	12.76L	0:38.30	+2
		Wanderson D'Avila		1400m	Overall	(0:13.04)			



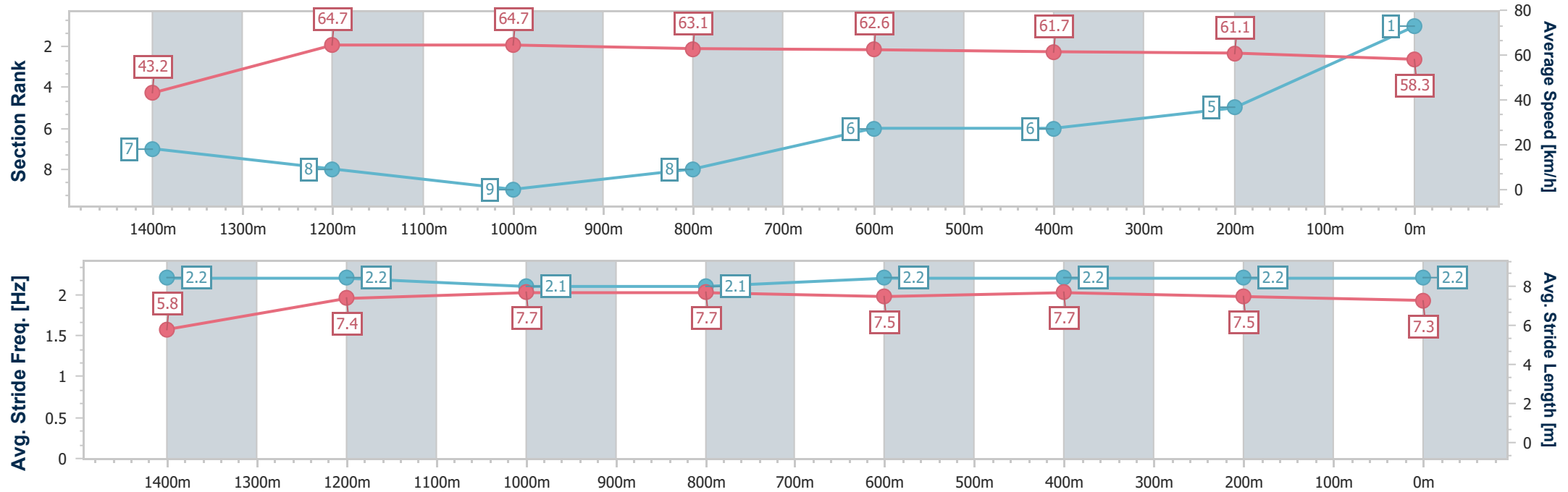
Horse/Jockey Name	Combat Crusader
Final Rank	1
Fastest Section Time (Section)	0:08.35 (Overall)
Top Speed [km/h] (Section)	66.1 (1000m)
Race State	Finished



Ladbrokes Cannon Park Professional
Race 2: LADBROKES RACING EXTRAS IN MULTI Maiden
Handicap - 1500m
12 October 2025 - 13:40
Track Rating: Good 4, Weather: Overcast, Rail Position: True Entire Course



Section	Overall	1400m	1200m	1000m	800m	600m	400m	200m					
Section Times	1:29.66 [1] (0:08.35)	1:21.31 [7] (0:11.12)	1:10.19 [8] (0:11.09)	0:59.10 [9] (0:11.35)	0:47.75 [8] (0:11.52)	0:36.23 [6] (0:11.89)	0:24.34 [6] (0:12.06)	0:12.28 [5] (0:12.28)					
Average Speed [km/h]	43.2	64.7	64.7	63.1	62.6	61.7	61.1	58.3					
Top Speed [km/h]	62.4	66.1	65.7	66.1	63.6	62.7	61.3	61.1					
Avg. Dist. to Rail [m]	3.3	0.7	0.7	1.1	2.0	3.6	7.8	12.6					
Avg. Stride Freq. [Hz]	2.2	2.2	2.1	2.1	2.2	2.2	2.2	2.2					
Avg. Stride Length [m]	5.8	7.4	7.7	7.7	7.5	7.7	7.5	7.3					





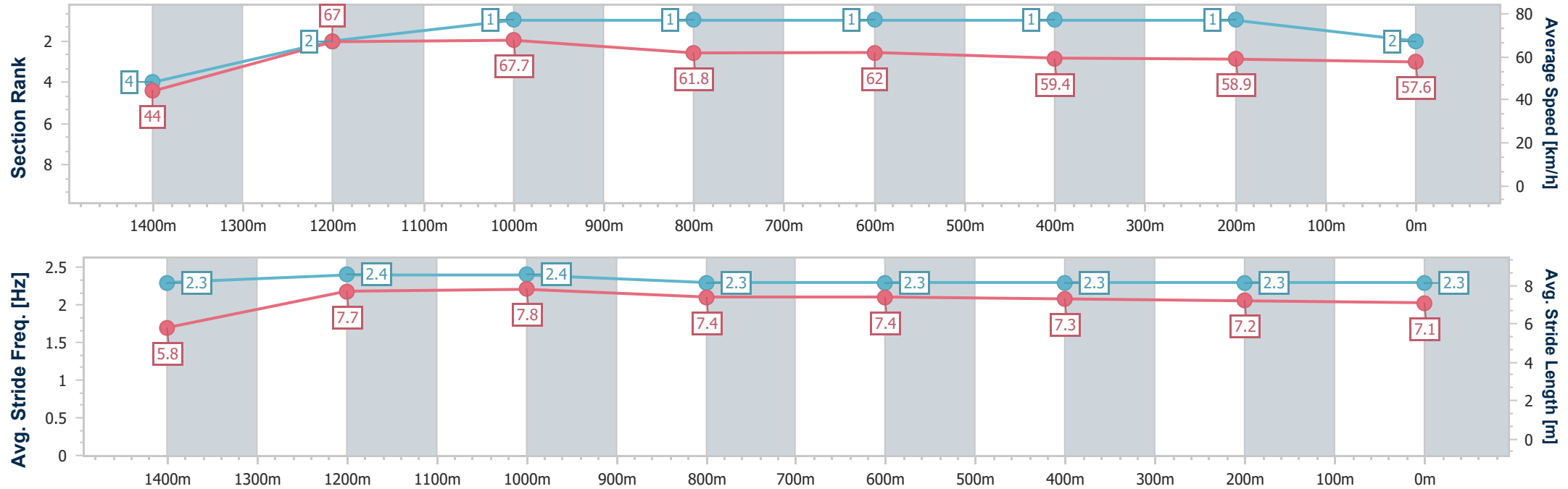
Horse/Jockey Name	Flourish
Final Rank	2
Fastest Section Time (Section)	0:08.18 (Overall)
Top Speed [km/h] (Section)	69.5 (1200m)
Race State	Finished



Ladbroke's Cannon Park Professional
Race 2: LADBROKES RACING EXTRAS IN MULTI Maiden
Handicap - 1500m
12 October 2025 - 13:40
Track Rating: Good 4, Weather: Overcast, Rail Position: True Entire
Course



Section	Overall	1400m	1200m	1000m	800m	600m	400m	200m					
Section Times	1:29.67 [2] (0:08.18)	1:21.49 [4] (0:10.72)	1:10.77 [2] (0:10.60)	1:00.17 [1] (0:11.58)	0:48.59 [1] (0:11.62)	0:36.97 [1] (0:12.17)	0:24.80 [1] (0:12.32)	0:12.48 [1] (0:12.48)					
Average Speed [km/h]	44.0	67.0	67.7	61.8	62.0	59.4	58.9	57.6					
Top Speed [km/h]	62.9	69.0	69.5	63.5	63.8	61.8	59.8	59.2					
Avg. Dist. to Rail [m]	5.0	0.8	0.5	1.1	0.3	0.9	2.0	3.4					
Avg. Stride Freq. [Hz]	2.3	2.4	2.4	2.3	2.3	2.3	2.3	2.3					
Avg. Stride Length [m]	5.8	7.7	7.8	7.4	7.4	7.3	7.2	7.1					





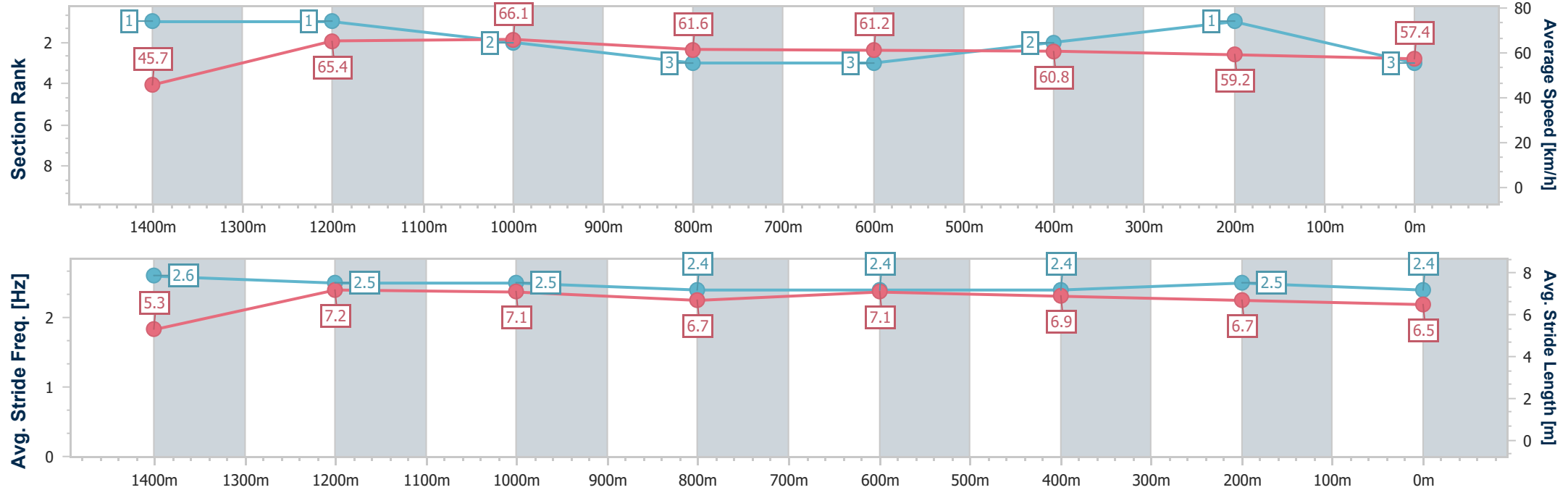
Horse/Jockey Name	Mohawk Warrior
Final Rank	3
Fastest Section Time (Section)	0:07.89 (Overall)
Top Speed [km/h] (Section)	67.2 (1200m)
Race State	Finished



Ladbroke's Cannon Park Professional
Race 2: LADBROKES RACING EXTRAS IN MULTI Maiden
Handicap - 1500m
12 October 2025 - 13:40
Track Rating: Good 4, Weather: Overcast, Rail Position: True Entire
Course



Section	Overall	1400m	1200m	1000m	800m	600m	400m	200m					
Section Times	1:29.74 [3] (0:07.89)	1:21.85 [1] (0:11.00)	1:10.85 [1] (0:10.84)	1:00.01 [2] (0:11.54)	0:48.47 [3] (0:11.73)	0:36.74 [3] (0:11.96)	0:24.78 [2] (0:12.23)	0:12.55 [1] (0:12.55)					
Average Speed [km/h]	45.7	65.4	66.1	61.6	61.2	60.8	59.2	57.4					
Top Speed [km/h]	63.5	66.8	67.2	64.8	61.9	62.2	60.2	59.5					
Avg. Dist. to Rail [m]	4.5	1.6	1.7	1.9	0.4	1.2	3.3	3.5					
Avg. Stride Freq. [Hz]	2.6	2.5	2.5	2.4	2.4	2.4	2.5	2.4					
Avg. Stride Length [m]	5.3	7.2	7.1	6.7	7.1	6.9	6.7	6.5					





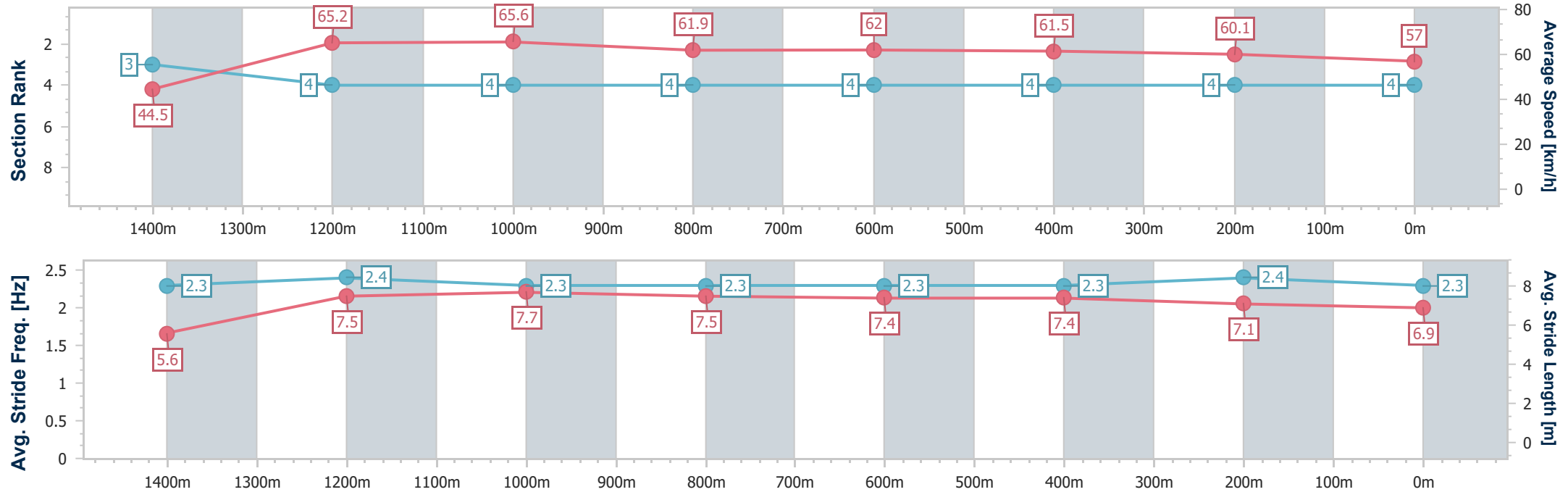
Horse/Jockey Name	Outono
Final Rank	4
Fastest Section Time (Section)	0:08.11 (Overall)
Top Speed [km/h] (Section)	66.7 (1400m)
Race State	Finished



Ladbroke's Cannon Park Professional
Race 2: LADBROKES RACING EXTRAS IN MULTI Maiden
Handicap - 1500m
12 October 2025 - 13:40
Track Rating: Good 4, Weather: Overcast, Rail Position: True Entire
Course



Section	Overall	1400m	1200m	1000m	800m	600m	400m	200m					
Section Times	1:29.86 [4] (0:08.11)	1:21.75 [3] (0:11.03)	1:10.72 [4] (0:10.89)	0:59.83 [4] (0:11.52)	0:48.31 [4] (0:11.61)	0:36.70 [4] (0:11.96)	0:24.74 [4] (0:12.15)	0:12.59 [4] (0:12.59)					
Average Speed [km/h]	44.5	65.2	65.6	61.9	62.0	61.5	60.1	57.0					
Top Speed [km/h]	62.5	66.7	66.7	65.3	64.3	63.4	61.2	59.4					
Avg. Dist. to Rail [m]	1.0	2.1	1.9	1.2	0.2	2.6	5.4	7.0					
Avg. Stride Freq. [Hz]	2.3	2.4	2.3	2.3	2.3	2.3	2.4	2.3					
Avg. Stride Length [m]	5.6	7.5	7.7	7.5	7.4	7.4	7.1	6.9					



[] Ranking at each section and finish
- - - - No data available at this section
NA No data available



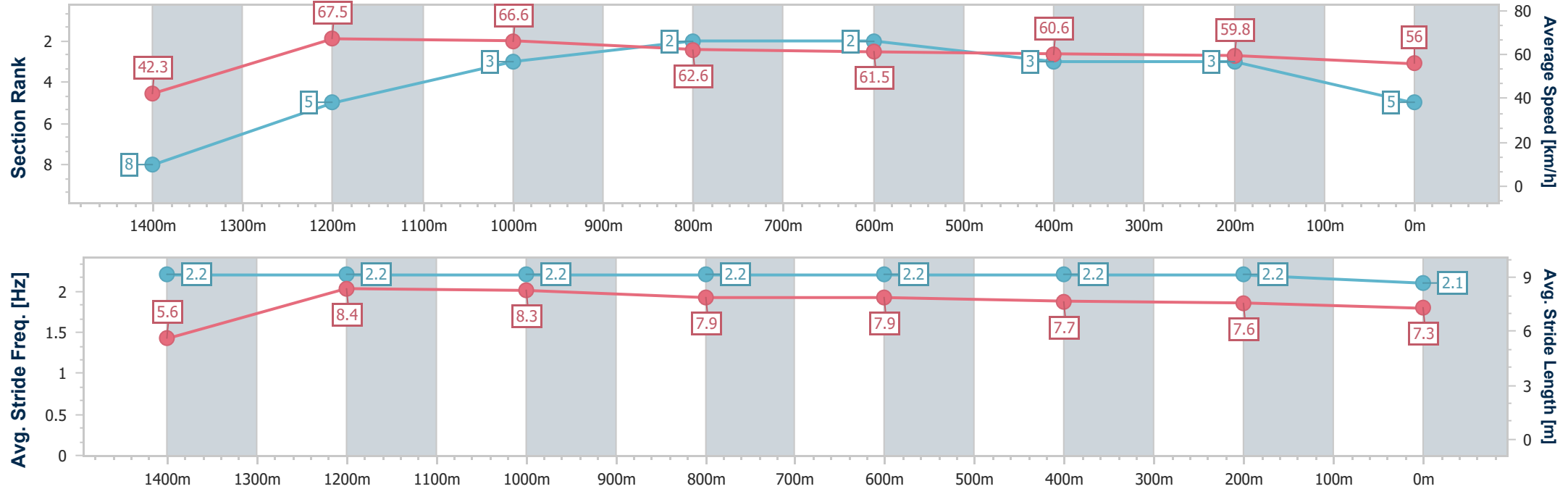
Horse/Jockey Name	Uris
Final Rank	5
Fastest Section Time (Section)	0:08.51 (Overall)
Top Speed [km/h] (Section)	68.5 (1400m)
Race State	Finished



Ladbroke's Cannon Park Professional
Race 2: LADBROKES RACING EXTRAS IN MULTI Maiden
Handicap - 1500m
12 October 2025 - 13:40
Track Rating: Good 4, Weather: Overcast, Rail Position: True Entire
Course



Section	Overall	1400m	1200m	1000m	800m	600m	400m	200m					
Section Times	1:30.09 [5] (0:08.51)	1:21.58 [8] (0:10.69)	1:10.89 [5] (0:10.69)	1:00.20 [3] (0:11.35)	0:48.85 [2] (0:11.69)	0:37.16 [2] (0:12.06)	0:25.10 [3] (0:12.27)	0:12.83 [3] (0:12.83)					
Average Speed [km/h]	42.3	67.5	66.6	62.6	61.5	60.6	59.8	56.0					
Top Speed [km/h]	64.4	68.5	68.0	65.4	62.5	62.4	61.2	58.1					
Avg. Dist. to Rail [m]	3.7	2.4	2.2	1.9	0.3	2.3	6.2	7.0					
Avg. Stride Freq. [Hz]	2.2	2.2	2.2	2.2	2.2	2.2	2.2	2.1					
Avg. Stride Length [m]	5.6	8.4	8.3	7.9	7.9	7.7	7.6	7.3					





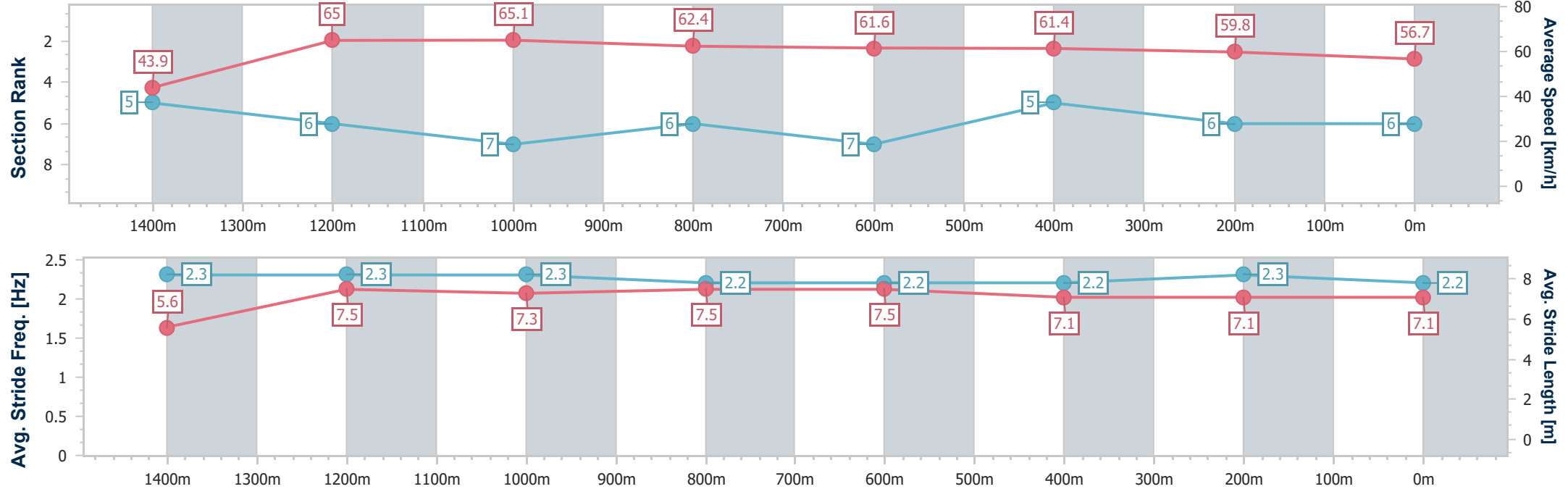
Horse/Jockey Name	Trusting Star
Final Rank	6
Fastest Section Time (Section)	0:08.23 (Overall)
Top Speed [km/h] (Section)	66.6 (1400m)
Race State	Finished



Ladbroke's Cannon Park Professional
Race 2: LADBROKES RACING EXTRAS IN MULTI Maiden
Handicap - 1500m
12 October 2025 - 13:40
Track Rating: Good 4, Weather: Overcast, Rail Position: True Entire Course



Section	Overall	1400m	1200m	1000m	800m	600m	400m	200m					
Section Times	1:30.19 [6] (0:08.23)	1:21.96 [5] (0:11.10)	1:10.86 [6] (0:11.00)	0:59.86 [7] (0:11.43)	0:48.43 [6] (0:11.70)	0:36.73 [7] (0:11.83)	0:24.90 [5] (0:12.19)	0:12.71 [6] (0:12.71)					
Average Speed [km/h]	43.9	65.0	65.1	62.4	61.6	61.4	59.8	56.7					
Top Speed [km/h]	62.4	66.6	66.1	65.5	63.0	62.9	60.8	58.9					
Avg. Dist. to Rail [m]	0.9	1.8	1.5	1.0	0.6	1.6	5.8	9.2					
Avg. Stride Freq. [Hz]	2.3	2.3	2.3	2.2	2.2	2.2	2.3	2.2					
Avg. Stride Length [m]	5.6	7.5	7.3	7.5	7.5	7.1	7.1	7.1					





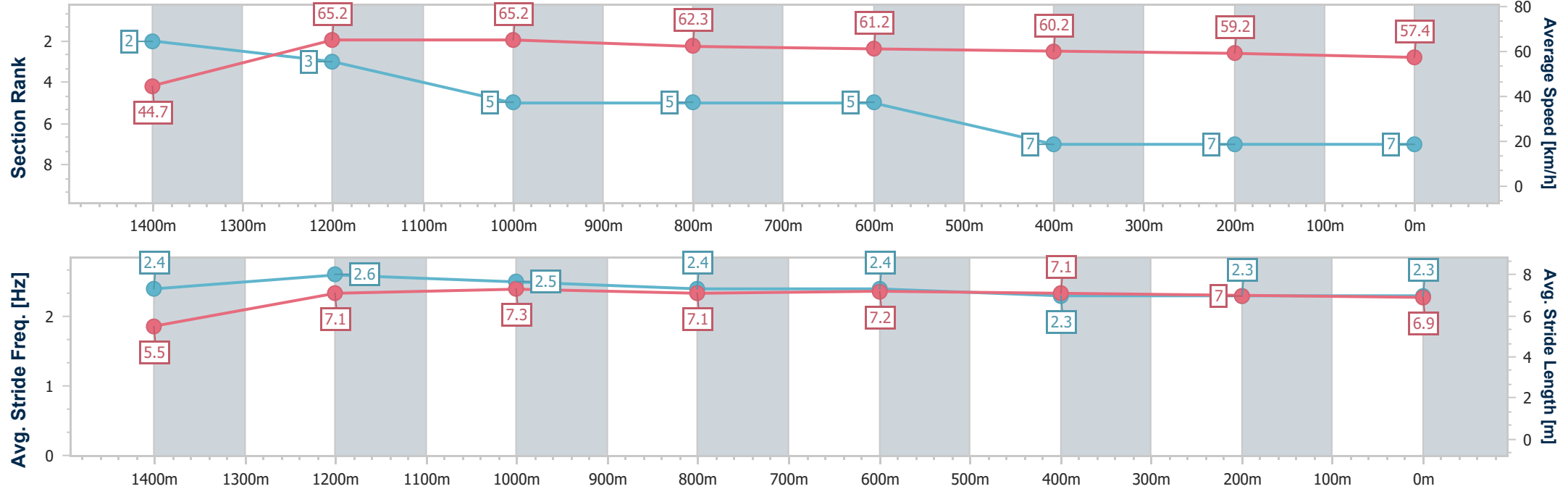
Horse/Jockey Name	Goncalo
Final Rank	7
Fastest Section Time (Section)	0:08.04 (Overall)
Top Speed [km/h] (Section)	67.0 (1400m)
Race State	Finished



Ladbroke's Cannon Park Professional
Race 2: LADBROKES RACING EXTRAS IN MULTI Maiden
Handicap - 1500m
12 October 2025 - 13:40
Track Rating: Good 4, Weather: Overcast, Rail Position: True Entire
Course



Section	Overall	1400m	1200m	1000m	800m	600m	400m	200m					
Section Times	1:30.32 [7] (0:08.04)	1:22.28 [2] (0:11.05)	1:11.23 [3] (0:11.03)	1:00.20 [5] (0:11.49)	0:48.71 [5] (0:11.78)	0:36.93 [5] (0:12.13)	0:24.80 [7] (0:12.25)	0:12.55 [7] (0:12.55)					
Average Speed [km/h]	44.7	65.2	65.2	62.3	61.2	60.2	59.2	57.4					
Top Speed [km/h]	62.0	67.0	66.1	65.9	62.4	61.7	60.8	59.9					
Avg. Dist. to Rail [m]	2.0	1.3	0.5	1.3	1.9	2.2	3.6	3.7					
Avg. Stride Freq. [Hz]	2.4	2.6	2.5	2.4	2.4	2.3	2.3	2.3					
Avg. Stride Length [m]	5.5	7.1	7.3	7.1	7.2	7.1	7.0	6.9					





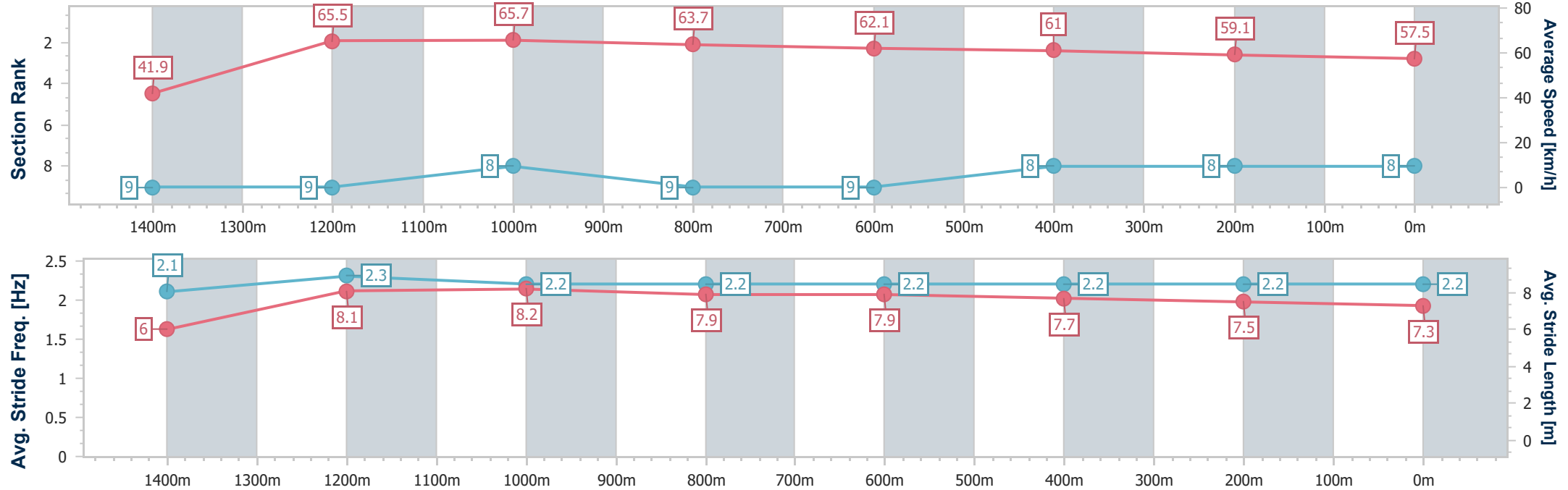
Horse/Jockey Name	French Dragon
Final Rank	8
Fastest Section Time (Section)	0:08.57 (Overall)
Top Speed [km/h] (Section)	67.1 (1200m)
Race State	Finished



Ladbroke's Cannon Park Professional
Race 2: LADBROKES RACING EXTRAS IN MULTI Maiden
Handicap - 1500m
12 October 2025 - 13:40
Track Rating: Good 4, Weather: Overcast, Rail Position: True Entire
Course



Section	Overall	1400m	1200m	1000m	800m	600m	400m	200m					
Section Times	1:30.63 [8] (0:08.57)	1:22.06 [9] (0:11.02)	1:11.04 [9] (0:10.96)	1:00.08 [8] (0:11.57)	0:48.51 [9] (0:11.62)	0:36.89 [9] (0:12.07)	0:24.82 [8] (0:12.32)	0:12.50 [8] (0:12.50)					
Average Speed [km/h]	41.9	65.5	65.7	63.7	62.1	61.0	59.1	57.5					
Top Speed [km/h]	61.0	66.8	67.1	66.4	63.2	63.1	60.0	59.6					
Avg. Dist. to Rail [m]	3.2	1.4	0.8	4.0	5.0	4.0	4.4	6.3					
Avg. Stride Freq. [Hz]	2.1	2.3	2.2	2.2	2.2	2.2	2.2	2.2					
Avg. Stride Length [m]	6.0	8.1	8.2	7.9	7.9	7.7	7.5	7.3					





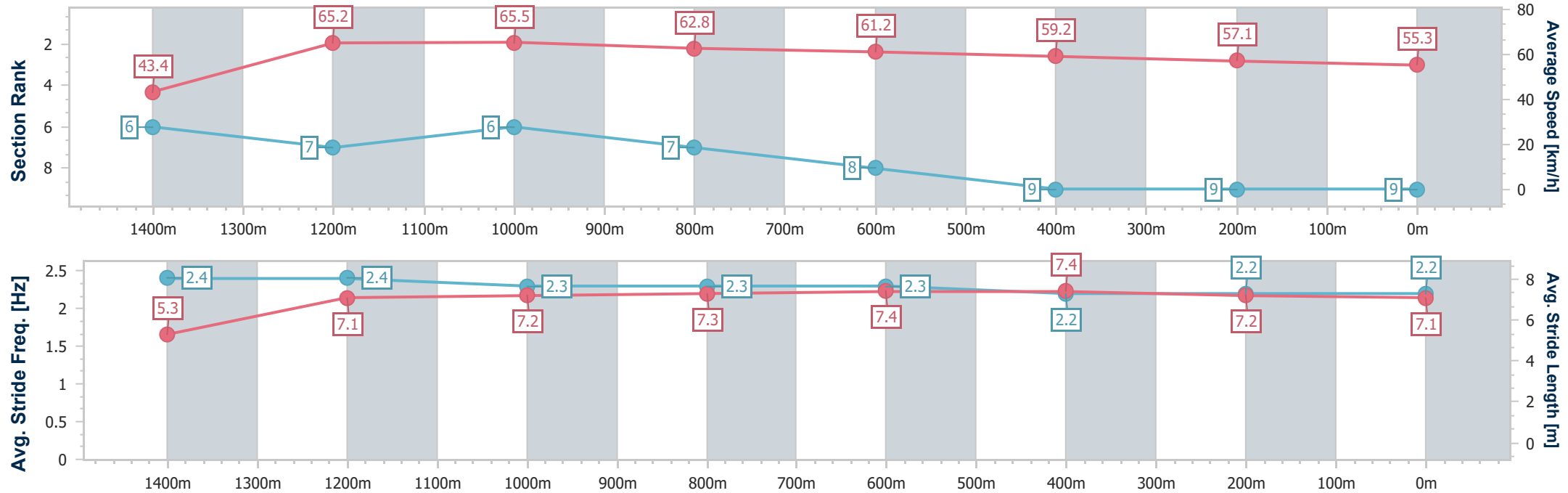
Horse/Jockey Name	Love Wrap
Final Rank	9
Fastest Section Time (Section)	0:08.28 (Overall)
Top Speed [km/h] (Section)	67.2 (1400m)
Race State	Finished



Ladbrokes Cannon Park Professional
Race 2: LADBROKES RACING EXTRAS IN MULTI Maiden
Handicap - 1500m
12 October 2025 - 13:40
Track Rating: Good 4, Weather: Overcast, Rail Position: True Entire
Course



Section	Overall	1400m	1200m	1000m	800m	600m	400m	200m					
Section Times	1:31.83 [9] (0:08.28)	1:23.55 [6] (0:11.06)	1:12.49 [7] (0:10.98)	1:01.51 [6] (0:11.48)	0:50.03 [7] (0:11.73)	0:38.30 [8] (0:12.51)	0:25.79 [9] (0:12.75)	0:13.04 [9] (0:13.04)					
Average Speed [km/h]	43.4	65.2	65.5	62.8	61.2	59.2	57.1	55.3					
Top Speed [km/h]	62.0	67.2	66.5	66.0	61.8	60.8	57.6	56.8					
Avg. Dist. to Rail [m]	0.9	0.5	0.4	1.2	3.2	4.3	6.4	12.8					
Avg. Stride Freq. [Hz]	2.4	2.4	2.3	2.3	2.3	2.2	2.2	2.2					
Avg. Stride Length [m]	5.3	7.1	7.2	7.3	7.4	7.4	7.2	7.1					





Ladbrokes Cannon Park Professional
Race 3: CAIRNS LOCAL NEWS OPEN Handicap - 1250m
12 October 2025 - 14:15



Track Rating: Good 4, Weather: Overcast, Rail Position: True Entire Course

Section						Overall	1000m	800m	600m	400m	200m	Last 600m	
Field Times						1:12.93 (0:16.02)	0:56.91 (0:10.97)	0:45.94 (0:10.97)	0:34.97 (0:11.21)	0:23.76 (0:11.53)	0:12.23 (0:12.23)	0:34.97	
Rank	TAB	Horse/Jockey	Barrier	Top Speed [km/h]	Fastest Section							Margin	Distance Travelled [m]
1	3	FODOR	1	66.8	0:10.97	1:12.93 [1]	0:56.91 [1]	0:45.94 [1]	0:34.97 [1]	0:23.76 [1]	0:12.23 [1]	1:12.93	0:34.97
		Sean Cormack		Overall	1000m	(0:16.02)	(0:10.97)	(0:10.97)	(0:11.21)	(0:11.53)	(0:12.23)		
2	2	VALENKI	5	68.1	0:10.91	1:13.18 [2]	0:56.53 [5]	0:45.62 [5]	0:34.55 [5]	0:23.18 [5]	0:11.75 [4]	1.45L	0:34.55
		Ryan Wiggins		1000m	1000m	(0:16.65)	(0:10.91)	(0:11.07)	(0:11.37)	(0:11.43)	(0:11.75)		+7
3	6	SPIRIT MEISTER	2	67.2	0:10.93	1:13.20 [3]	0:57.00 [2]	0:46.07 [2]	0:35.01 [2]	0:23.71 [2]	0:12.04 [2]	1.57L	0:35.01
		Jackson Murphy		Overall	1000m	(0:16.20)	(0:10.93)	(0:11.06)	(0:11.30)	(0:11.67)	(0:12.04)		+0
4	1	GO GETABOY	4	67.6	0:10.89	1:13.70 [4]	0:57.26 [3]	0:46.37 [3]	0:35.29 [4]	0:23.99 [3]	0:12.29 [3]	4.48L	0:35.29
		Micheal McDonald		1000m	1000m	(0:16.44)	(0:10.89)	(0:11.08)	(0:11.30)	(0:11.70)	(0:12.29)		+4
5	5	CRYSTAL CHIEF	3	67.4	0:10.91	1:14.03 [5]	0:57.56 [4]	0:46.65 [4]	0:35.63 [3]	0:24.27 [4]	0:12.52 [5]	6.46L	0:35.63
		Tyler Leslight		1000m	1000m	(0:16.47)	(0:10.91)	(0:11.02)	(0:11.36)	(0:11.75)	(0:12.52)		+1

Scratched: Saturday Vibes (#7), Highbar (#4)



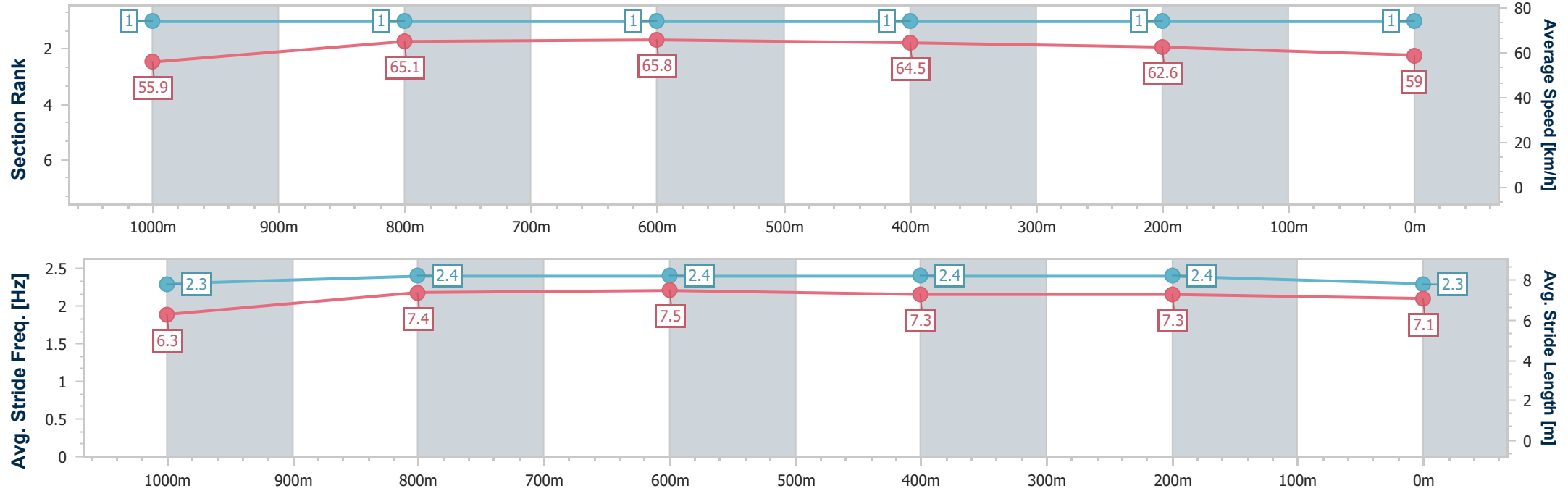
Horse/Jockey Name	Fodor
Final Rank	1
Fastest Section Time (Section)	0:10.97 (1000m)
Top Speed [km/h] (Section)	66.8 (Overall)
Race State	Finished



Ladbrokes Cannon ParkProfessional
Race 3: CAIRNS LOCAL NEWS OPEN Handicap - 1250m
12 October 2025 - 14:15
Track Rating: Good 4, Weather: Overcast, Rail Position: True Entire Course



Section	Overall	1000m	800m	600m	400m	200m							
Section Times	1:12.93 [1] (0:16.02)	0:56.91 [1] (0:10.97)	0:45.94 [1] (0:10.97)	0:34.97 [1] (0:11.21)	0:23.76 [1] (0:11.53)	0:12.23 [1] (0:12.23)							
Average Speed [km/h]	55.9	65.1	65.8	64.5	62.6	59.0							
Top Speed [km/h]	66.8	66.4	66.4	65.9	64.7	61.6							
Avg. Dist. to Rail [m]	0.9	1.0	1.2	0.9	3.0	4.1							
Avg. Stride Freq. [Hz]	2.3	2.4	2.4	2.4	2.4	2.3							
Avg. Stride Length [m]	6.3	7.4	7.5	7.3	7.3	7.1							



[] Ranking at each section and finish
-.-.- No data available at this section
NA No data available



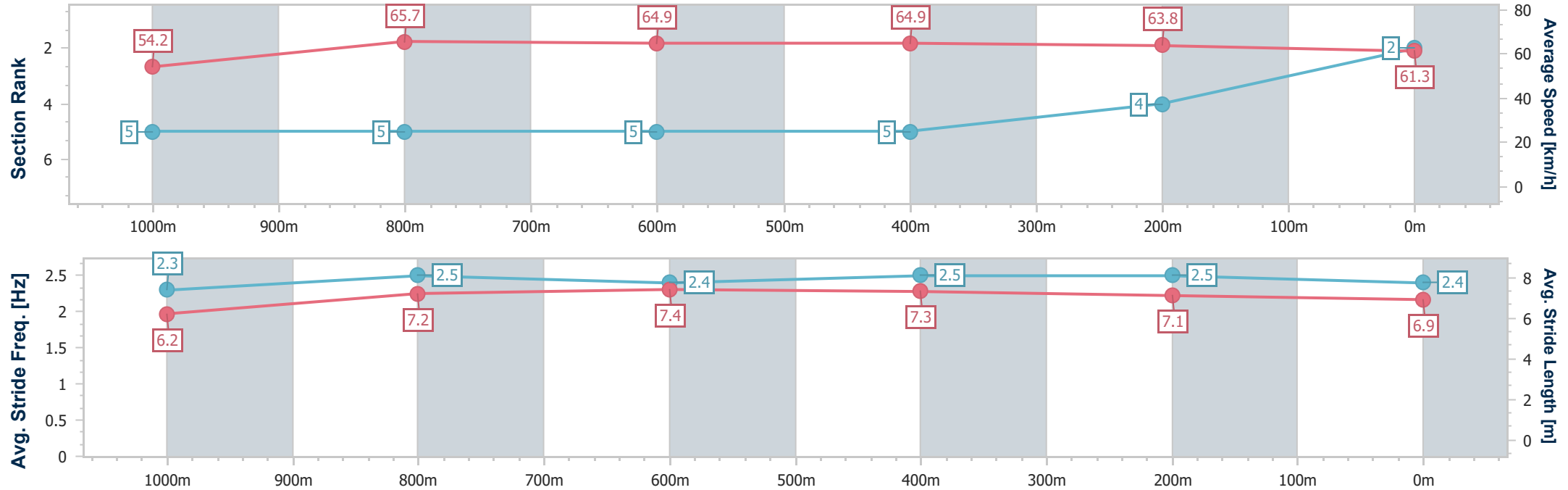
Horse/Jockey Name	Valenki
Final Rank	2
Fastest Section Time (Section)	0:10.91 (1000m)
Top Speed [km/h] (Section)	68.1 (1000m)
Race State	Finished



Ladbroke's Cannon Park Professional
Race 3: CAIRNS LOCAL NEWS OPEN Handicap - 1250m
12 October 2025 - 14:15
Track Rating: Good 4, Weather: Overcast, Rail Position: True Entire Course



Section	Overall	1000m	800m	600m	400m	200m							
Section Times	1:13.18 [2] (0:16.65)	0:56.53 [5] (0:10.91)	0:45.62 [5] (0:11.07)	0:34.55 [5] (0:11.37)	0:23.18 [5] (0:11.43)	0:11.75 [4] (0:11.75)							
Average Speed [km/h]	54.2	65.7	64.9	64.9	63.8	61.3							
Top Speed [km/h]	67.1	68.1	66.1	66.2	65.4	63.3							
Avg. Dist. to Rail [m]	1.8	1.4	2.1	3.2	5.9	8.2							
Avg. Stride Freq. [Hz]	2.3	2.5	2.4	2.5	2.5	2.4							
Avg. Stride Length [m]	6.2	7.2	7.4	7.3	7.1	6.9							





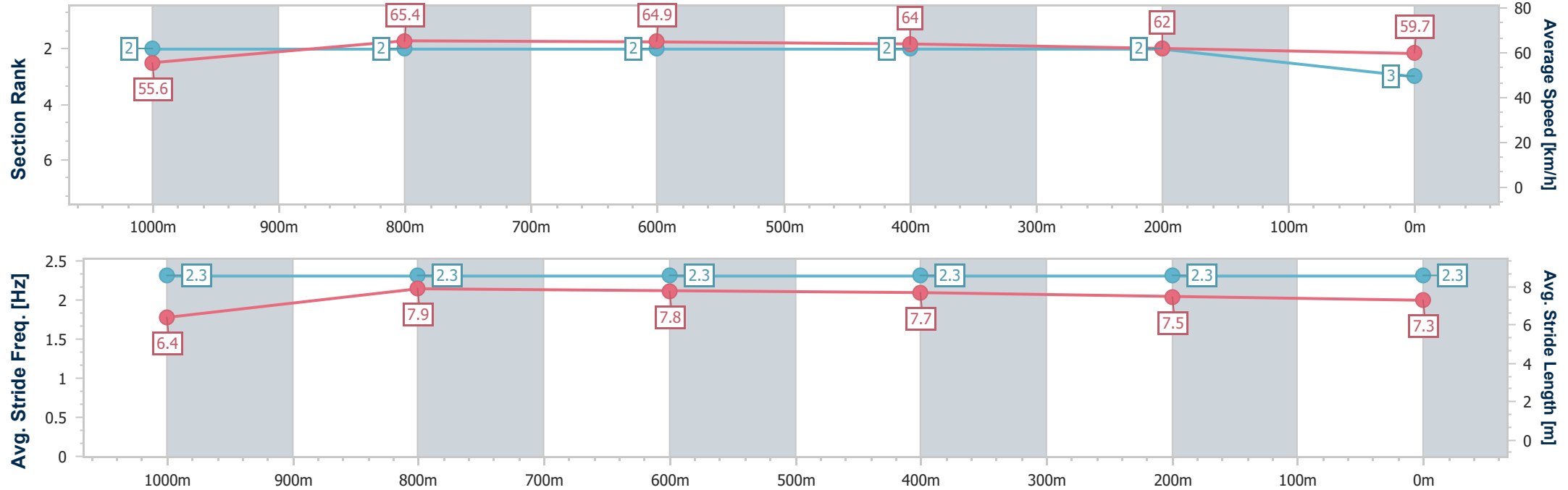
Horse/Jockey Name	Spirit Meister
Final Rank	3
Fastest Section Time (Section)	0:10.93 (1000m)
Top Speed [km/h] (Section)	67.2 (Overall)
Race State	Finished



Ladbroke's Cannon Park Professional
Race 3: CAIRNS LOCAL NEWS OPEN Handicap - 1250m
12 October 2025 - 14:15
Track Rating: Good 4, Weather: Overcast, Rail Position: True Entire Course



Section	Overall	1000m	800m	600m	400m	200m							
Section Times	1:13.20 [3] (0:16.20)	0:57.00 [2] (0:10.93)	0:46.07 [2] (0:11.06)	0:35.01 [2] (0:11.30)	0:23.71 [2] (0:11.67)	0:12.04 [2] (0:12.04)							
Average Speed [km/h]	55.6	65.4	64.9	64.0	62.0	59.7							
Top Speed [km/h]	67.2	66.8	65.6	65.4	63.1	61.2							
Avg. Dist. to Rail [m]	1.0	1.0	1.3	1.2	2.0	3.9							
Avg. Stride Freq. [Hz]	2.3	2.3	2.3	2.3	2.3	2.3							
Avg. Stride Length [m]	6.4	7.9	7.8	7.7	7.5	7.3							



[] Ranking at each section and finish
- - - - No data available at this section
NA No data available



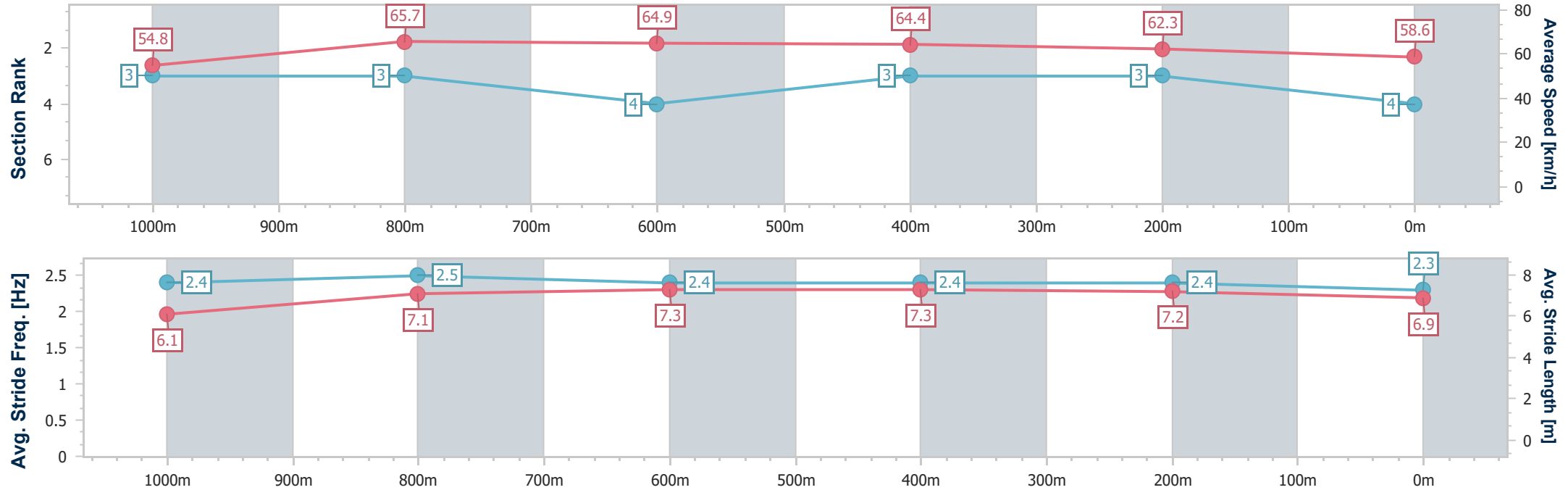
Horse/Jockey Name	Go Getaboy
Final Rank	4
Fastest Section Time (Section)	0:10.89 (1000m)
Top Speed [km/h] (Section)	67.6 (1000m)
Race State	Finished



Ladbroke's Cannon Park Professional
Race 3: CAIRNS LOCAL NEWS OPEN Handicap - 1250m
12 October 2025 - 14:15
Track Rating: Good 4, Weather: Overcast, Rail Position: True Entire Course



Section	Overall	1000m	800m	600m	400m	200m							
Section Times	1:13.70 [4] (0:16.44)	0:57.26 [3] (0:10.89)	0:46.37 [3] (0:11.08)	0:35.29 [4] (0:11.30)	0:23.99 [3] (0:11.70)	0:12.29 [3] (0:12.29)							
Average Speed [km/h]	54.8	65.7	64.9	64.4	62.3	58.6							
Top Speed [km/h]	67.3	67.6	65.6	65.9	62.9	61.2							
Avg. Dist. to Rail [m]	2.2	0.9	1.4	1.9	5.2	8.1							
Avg. Stride Freq. [Hz]	2.4	2.5	2.4	2.4	2.4	2.3							
Avg. Stride Length [m]	6.1	7.1	7.3	7.3	7.2	6.9							





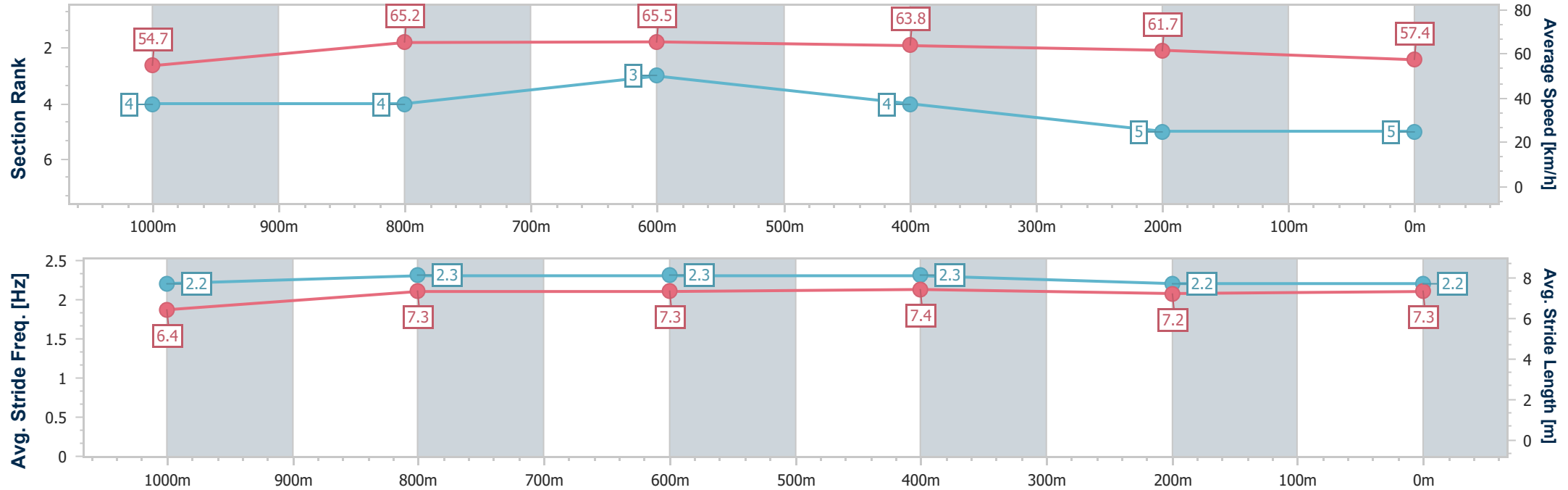
Horse/Jockey Name	Crystal Chief
Final Rank	5
Fastest Section Time (Section)	0:10.91 (1000m)
Top Speed [km/h] (Section)	67.4 (1000m)
Race State	Finished



Ladbrokes Cannon Park Professional
Race 3: CAIRNS LOCAL NEWS OPEN Handicap - 1250m
12 October 2025 - 14:15
Track Rating: Good 4, Weather: Overcast, Rail Position: True Entire Course



Section	Overall	1000m	800m	600m	400m	200m							
Section Times	1:14.03 [5] (0:16.47)	0:57.56 [4] (0:10.91)	0:46.65 [4] (0:11.02)	0:35.63 [3] (0:11.36)	0:24.27 [4] (0:11.75)	0:12.52 [5] (0:12.52)							
Average Speed [km/h]	54.7	65.2	65.5	63.8	61.7	57.4							
Top Speed [km/h]	67.0	67.4	65.9	65.9	62.9	60.0							
Avg. Dist. to Rail [m]	1.6	1.2	1.1	1.1	2.4	3.8							
Avg. Stride Freq. [Hz]	2.2	2.3	2.3	2.3	2.2	2.2							
Avg. Stride Length [m]	6.4	7.3	7.3	7.4	7.2	7.3							





Ladbroke's Cannon Park Professional
Race 4: NATIONAL BREAST CANCER FOUNDATION BENCHMARK 55
Handicap - 1400m
12 October 2025 - 14:50



Track Rating: Good 4, Weather: Overcast, Rail Position: True Entire Course

Section						Overall	1200m	1000m	800m	600m	400m	Last 600m	
Field Times						1:23.05 (0:13.95)	1:09.10 (0:10.26)	0:58.84 (0:11.04)	0:47.80 (0:11.24)	0:36.56 (0:11.80)	0:24.76 (0:12.17)	0:36.56	
Rank	TAB	Horse/Jockey	Barrier	Top Speed [km/h]	Fastest Section								Distance Travelled [m]
1	4	IT'S BEEN A TREK	2	68.4	0:10.53	1:23.05 [1]	1:08.93 [2]	0:58.40 [2]	0:47.57 [2]	0:36.27 [2]	0:24.51 [2]	0:36.27	
		Krysten Swaffer		1200m	1200m	(0:14.12)	(0:10.53)	(0:10.83)	(0:11.30)	(0:11.76)	(0:12.07)		
2	2	INNOVATES	1	67.9	0:10.78	1:23.26 [2]	1:08.93 [3]	0:58.15 [4]	0:47.10 [4]	0:35.91 [4]	0:24.18 [4]	0:35.91 -3	
		Jackson Murphy		Overall	1200m	(0:14.33)	(0:10.78)	(0:11.05)	(0:11.19)	(0:11.73)	(0:11.92)		
3	8	CALL ME HILTON	5	71.5	0:10.26	1:23.68 [3]	1:09.73 [1]	0:59.47 [1]	0:48.43 [1]	0:37.19 [1]	0:25.39 [1]	0:37.19 -3	
		Wanderson D'Avila		1200m	1200m	(0:13.95)	(0:10.26)	(0:11.04)	(0:11.24)	(0:11.80)	(0:12.17)		
4	6	STARMEIRA	6	70.1	0:10.47	1:23.71 [4]	1:08.89 [6]	0:58.42 [5]	0:47.51 [5]	0:36.09 [5]	0:24.30 [5]	0:36.09 -2	
		Ivo Fry		1200m	1200m	(0:14.82)	(0:10.47)	(0:10.91)	(0:11.42)	(0:11.79)	(0:12.04)		
5	3	LECONFIELD	4	70.5	0:10.43	1:24.14 [5]	1:09.71 [4]	0:59.28 [3]	0:48.42 [3]	0:37.21 [3]	0:25.50 [3]	0:37.21 -2	
		Nathan Thomas		1200m	1200m	(0:14.43)	(0:10.43)	(0:10.86)	(0:11.21)	(0:11.71)	(0:12.35)		
6	1	PREMIUM STAR	8	69.2	0:10.61	1:24.59 [6]	1:09.64 [7]	0:59.03 [7]	0:48.02 [7]	0:36.75 [7]	0:24.94 [7]	0:36.75 +2	
		Ryan Wiggins		1200m	1200m	(0:14.95)	(0:10.61)	(0:11.01)	(0:11.27)	(0:11.81)	(0:12.22)		
7	7	GRINZINGER BURG	3	69.1	0:10.56	1:25.11 [7]	1:10.30 [5]	0:59.74 [6]	0:48.75 [6]	0:37.35 [6]	0:25.54 [6]	0:37.35 -1	
		Jason Taylor		1200m	1200m	(0:14.81)	(0:10.56)	(0:10.99)	(0:11.40)	(0:11.81)	(0:12.35)		
8	5	YOUWANNAPEACHOFME	7	68.8	0:10.56	1:25.29 [8]	1:10.16 [8]	0:59.60 [8]	0:48.51 [8]	0:37.17 [8]	0:25.47 [8]	0:37.17 +2	
		Sean Cormack		1200m	1200m	(0:15.13)	(0:10.56)	(0:11.09)	(0:11.34)	(0:11.70)	(0:12.26)		



Ladbrokes Cannon Park Professional
Race 4: NATIONAL BREAST CANCER FOUNDATION BENCHMARK 55
Handicap - 1400m
12 October 2025 - 14:50



Track Rating: Good 4, Weather: Overcast, Rail Position: True Entire Course

Section		200m					Last 600m		
Field Times		0:12.59 (0:12.59)					0:36.56		
Rank	TAB	Horse/Jockey	Barrier	Top Speed [km/h]	Fastest Section	Margin		Distance Travelled [m]	
1	4	IT'S BEEN A TREK	2	68.4	0:10.53	0:12.44 [2]	1:23.05	0:36.27	
		Krysten Swaffer		1200m	1200m	(0:12.44)			
2	2	INNOVATES	1	67.9	0:10.78	0:12.26 [4]	1.29L	0:35.91	-3
		Jackson Murphy		Overall	1200m	(0:12.26)			
3	8	CALL ME HILTON	5	71.5	0:10.26	0:13.22 [1]	3.76L	0:37.19	-3
		Wanderson D'Avila		1200m	1200m	(0:13.22)			
4	6	STARMEIRA	6	70.1	0:10.47	0:12.26 [5]	3.92L	0:36.09	-2
		Ivo Fry		1200m	1200m	(0:12.26)			
5	3	LECONFIELD	4	70.5	0:10.43	0:13.15 [3]	6.42L	0:37.21	-2
		Nathan Thomas		1200m	1200m	(0:13.15)			
6	1	PREMIUM STAR	8	69.2	0:10.61	0:12.72 [6]	9.06L	0:36.75	+2
		Ryan Wiggins		1200m	1200m	(0:12.72)			
7	7	GRINZINGER BURG	3	69.1	0:10.56	0:13.19 [7]	12.17L	0:37.35	-1
		Jason Taylor		1200m	1200m	(0:13.19)			
8	5	YOUWANNAPEACHOFME	7	68.8	0:10.56	0:13.21 [8]	13.2L	0:37.17	+2
		Sean Cormack		1200m	1200m	(0:13.21)			



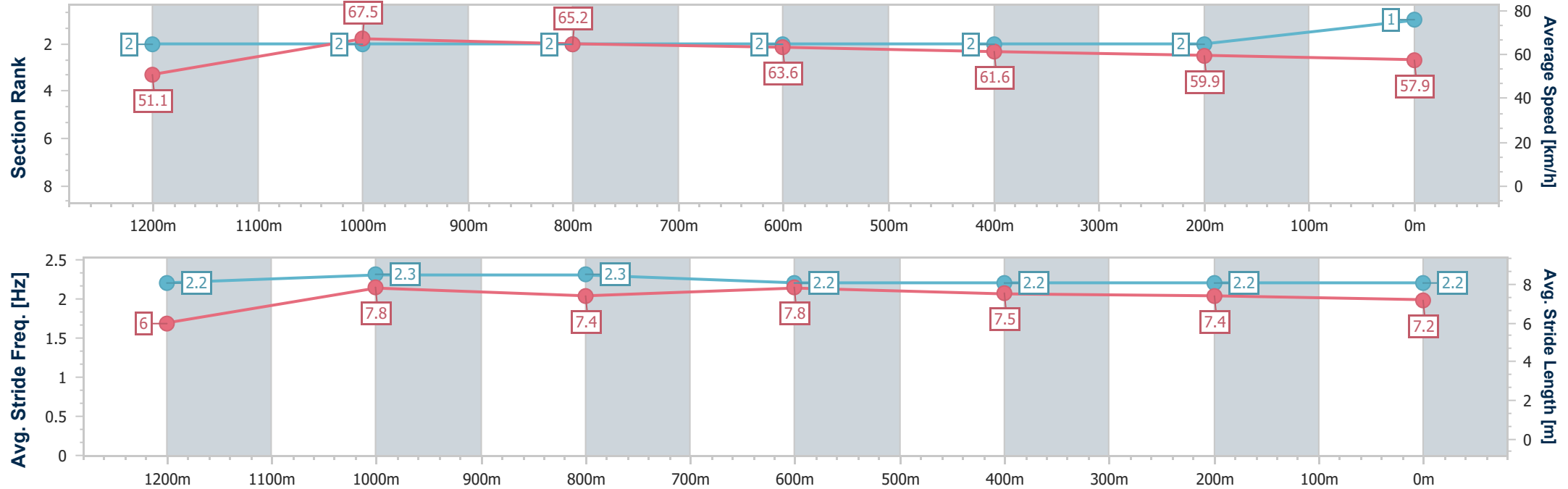
Horse/Jockey Name	It's Been A Trek
Final Rank	1
Fastest Section Time (Section)	0:10.53 (1200m)
Top Speed [km/h] (Section)	68.4 (1200m)
Race State	Finished



Ladbrokes Cannon Park Professional
Race 4: NATIONAL BREAST CANCER FOUNDATION
BENCHMARK 55 Handicap - 1400m
12 October 2025 - 14:50
Track Rating: Good 4, Weather: Overcast, Rail Position: True Entire Course



Section	Overall	1200m	1000m	800m	600m	400m	200m						
Section Times	1:23.05 [1] (0:14.12)	1:08.93 [2] (0:10.53)	0:58.40 [2] (0:10.83)	0:47.57 [2] (0:11.30)	0:36.27 [2] (0:11.76)	0:24.51 [2] (0:12.07)	0:12.44 [2] (0:12.44)						
Average Speed [km/h]	51.1	67.5	65.2	63.6	61.6	59.9	57.9						
Top Speed [km/h]	68.1	68.4	66.8	64.4	63.6	60.8	60.2						
Avg. Dist. to Rail [m]	2.2	2.3	2.9	0.4	0.9	2.2	3.8						
Avg. Stride Freq. [Hz]	2.2	2.3	2.3	2.2	2.2	2.2	2.2						
Avg. Stride Length [m]	6.0	7.8	7.4	7.8	7.5	7.4	7.2						





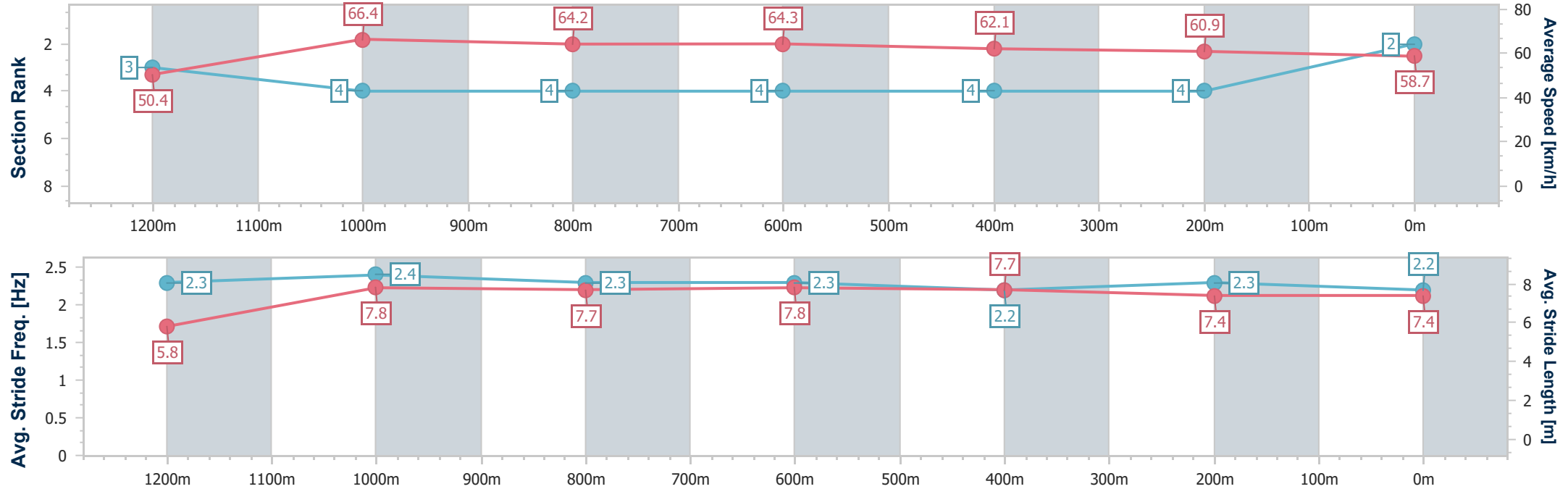
Horse/Jockey Name	Innovates
Final Rank	2
Fastest Section Time (Section)	0:10.78 (1200m)
Top Speed [km/h] (Section)	67.9 (Overall)
Race State	Finished



Ladbrokes Cannon ParkProfessional
Race 4: NATIONAL BREAST CANCER FOUNDATION
BENCHMARK 55 Handicap - 1400m
12 October 2025 - 14:50
Track Rating: Good 4, Weather: Overcast, Rail Position: True Entire Course



Section	Overall	1200m	1000m	800m	600m	400m	200m						
Section Times	1:23.26 [2] (0:14.33)	1:08.93 [3] (0:10.78)	0:58.15 [4] (0:11.05)	0:47.10 [4] (0:11.19)	0:35.91 [4] (0:11.73)	0:24.18 [4] (0:11.92)	0:12.26 [4] (0:12.26)						
Average Speed [km/h]	50.4	66.4	64.2	64.3	62.1	60.9	58.7						
Top Speed [km/h]	67.9	67.8	65.7	67.0	63.9	61.7	60.9						
Avg. Dist. to Rail [m]	2.5	1.5	1.4	1.2	1.5	5.4	8.9						
Avg. Stride Freq. [Hz]	2.3	2.4	2.3	2.3	2.2	2.3	2.2						
Avg. Stride Length [m]	5.8	7.8	7.7	7.8	7.7	7.4	7.4						



[] Ranking at each section and finish
-.-.- No data available at this section
NA No data available



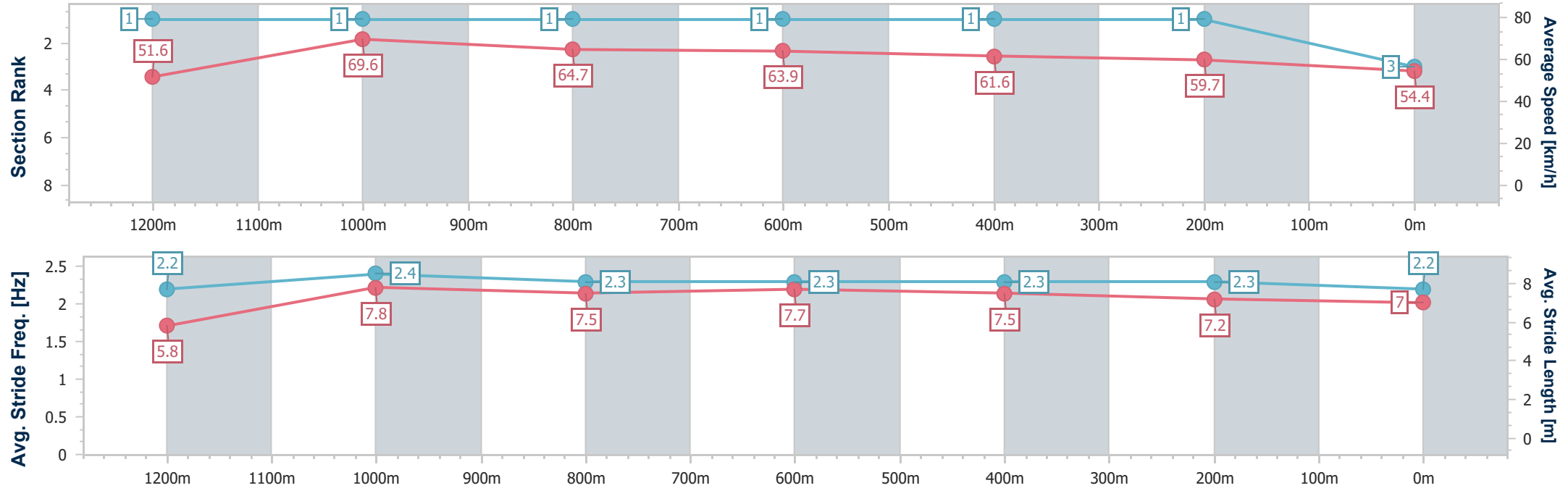
Horse/Jockey Name	Call Me Hilton
Final Rank	3
Fastest Section Time (Section)	0:10.26 (1200m)
Top Speed [km/h] (Section)	71.5 (1200m)
Race State	Finished



Ladbrokes Cannon ParkProfessional
Race 4: NATIONAL BREAST CANCER FOUNDATION
BENCHMARK 55 Handicap - 1400m
12 October 2025 - 14:50
Track Rating: Good 4, Weather: Overcast, Rail Position: True Entire Course



Section	Overall	1200m	1000m	800m	600m	400m	200m						
Section Times	1:23.68 [3] (0:13.95)	1:09.73 [1] (0:10.26)	0:59.47 [1] (0:11.04)	0:48.43 [1] (0:11.24)	0:37.19 [1] (0:11.80)	0:25.39 [1] (0:12.17)	0:13.22 [1] (0:13.22)						
Average Speed [km/h]	51.6	69.6	64.7	63.9	61.6	59.7	54.4						
Top Speed [km/h]	70.6	71.5	67.0	65.0	63.2	60.4	58.1						
Avg. Dist. to Rail [m]	2.0	1.7	1.0	0.8	1.3	3.5	5.3						
Avg. Stride Freq. [Hz]	2.2	2.4	2.3	2.3	2.3	2.3	2.2						
Avg. Stride Length [m]	5.8	7.8	7.5	7.7	7.5	7.2	7.0						



[] Ranking at each section and finish
-.-.- No data available at this section
NA No data available



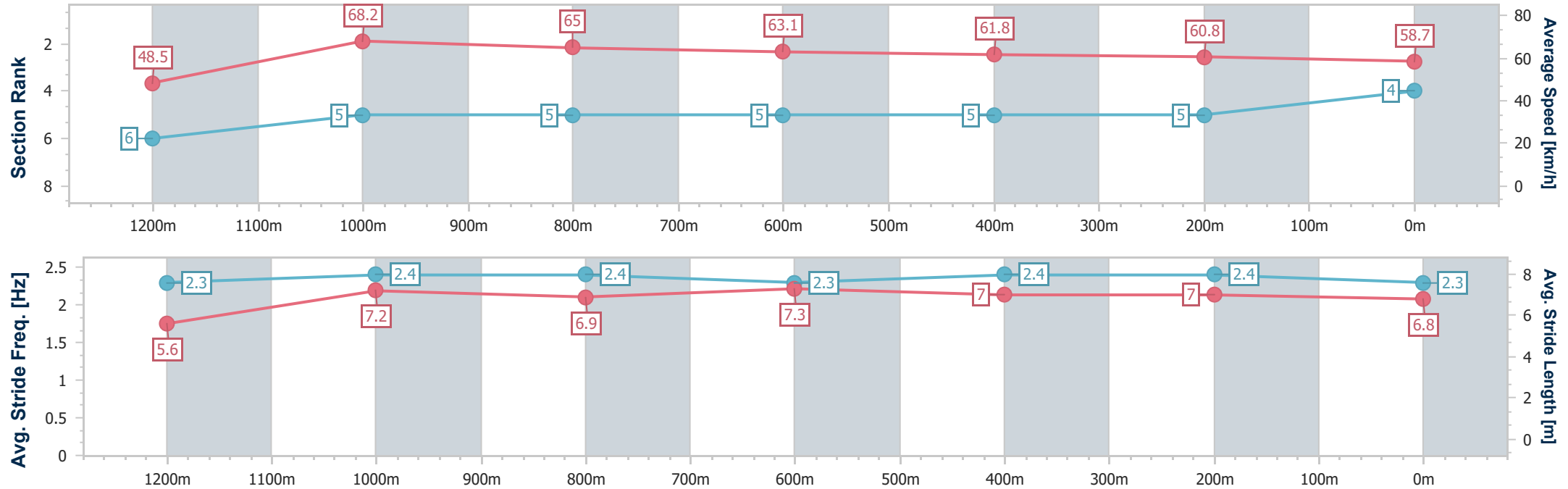
Horse/Jockey Name	Starameira
Final Rank	4
Fastest Section Time (Section)	0:10.47 (1200m)
Top Speed [km/h] (Section)	70.1 (1200m)
Race State	Finished



Ladbrokes Cannon ParkProfessional
Race 4: NATIONAL BREAST CANCER FOUNDATION
BENCHMARK 55 Handicap - 1400m
12 October 2025 - 14:50
Track Rating: Good 4, Weather: Overcast, Rail Position: True Entire
Course



Section	Overall	1200m	1000m	800m	600m	400m	200m						
Section Times	1:23.71 [4] (0:14.82)	1:08.89 [6] (0:10.47)	0:58.42 [5] (0:10.91)	0:47.51 [5] (0:11.42)	0:36.09 [5] (0:11.79)	0:24.30 [5] (0:12.04)	0:12.26 [5] (0:12.26)						
Average Speed [km/h]	48.5	68.2	65.0	63.1	61.8	60.8	58.7						
Top Speed [km/h]	68.7	70.1	66.2	63.8	63.8	61.0	60.7						
Avg. Dist. to Rail [m]	2.9	1.8	2.0	0.2	1.8	7.0	9.5						
Avg. Stride Freq. [Hz]	2.3	2.4	2.4	2.3	2.4	2.4	2.3						
Avg. Stride Length [m]	5.6	7.2	6.9	7.3	7.0	7.0	6.8						





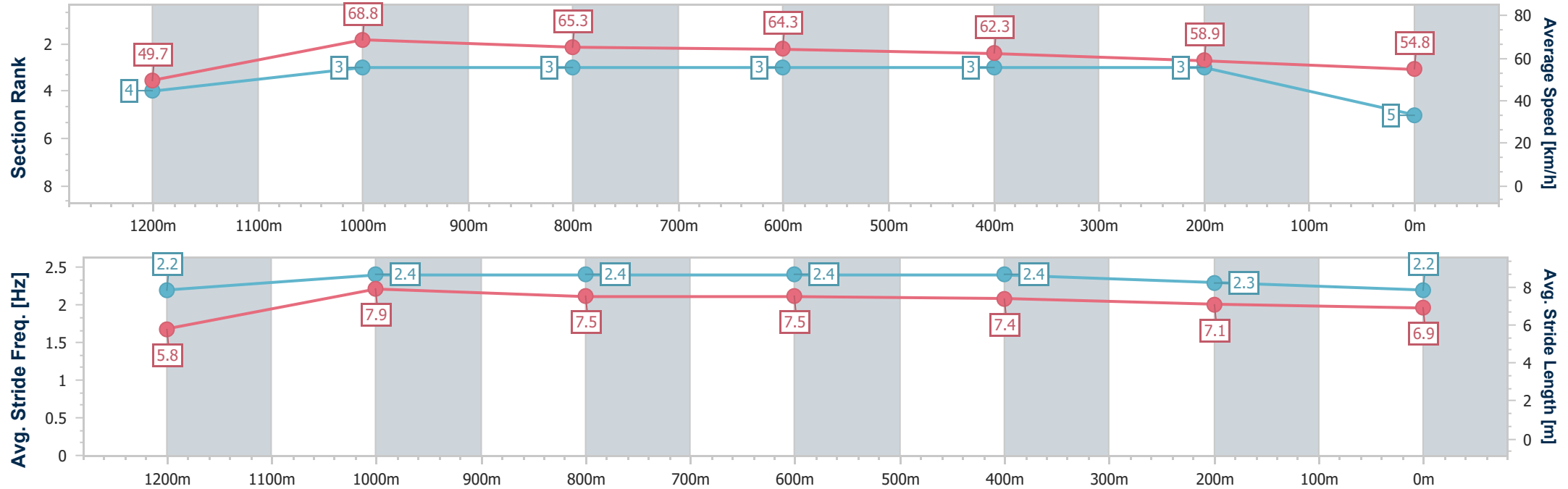
Horse/Jockey Name	Leconfield
Final Rank	5
Fastest Section Time (Section)	0:10.43 (1200m)
Top Speed [km/h] (Section)	70.5 (1200m)
Race State	Finished



Ladbrokes Cannon ParkProfessional
Race 4: NATIONAL BREAST CANCER FOUNDATION
BENCHMARK 55 Handicap - 1400m
12 October 2025 - 14:50
Track Rating: Good 4, Weather: Overcast, Rail Position: True Entire Course



Section	Overall	1200m	1000m	800m	600m	400m	200m						
Section Times	1:24.14 [5] (0:14.43)	1:09.71 [4] (0:10.43)	0:59.28 [3] (0:10.86)	0:48.42 [3] (0:11.21)	0:37.21 [3] (0:11.71)	0:25.50 [3] (0:12.35)	0:13.15 [3] (0:13.15)						
Average Speed [km/h]	49.7	68.8	65.3	64.3	62.3	58.9	54.8						
Top Speed [km/h]	68.5	70.5	67.5	65.2	64.7	60.5	57.6						
Avg. Dist. to Rail [m]	2.4	1.7	1.5	1.4	2.1	3.4	4.2						
Avg. Stride Freq. [Hz]	2.2	2.4	2.4	2.4	2.4	2.3	2.2						
Avg. Stride Length [m]	5.8	7.9	7.5	7.5	7.4	7.1	6.9						





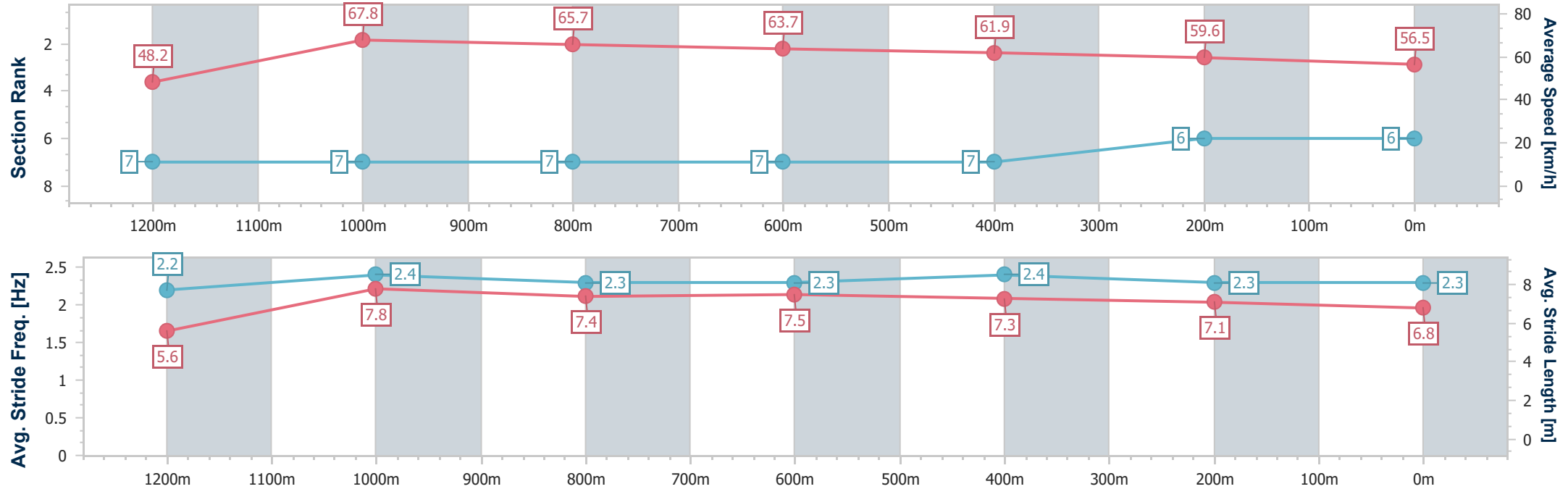
Horse/Jockey Name	Premium Star
Final Rank	6
Fastest Section Time (Section)	0:10.61 (1200m)
Top Speed [km/h] (Section)	69.2 (1200m)
Race State	Finished



Ladbrokes Cannon Park Professional
Race 4: NATIONAL BREAST CANCER FOUNDATION
BENCHMARK 55 Handicap - 1400m
12 October 2025 - 14:50
Track Rating: Good 4, Weather: Overcast, Rail Position: True Entire Course



Section	Overall	1200m	1000m	800m	600m	400m	200m						
Section Times	1:24.59 [6] (0:14.95)	1:09.64 [7] (0:10.61)	0:59.03 [7] (0:11.01)	0:48.02 [7] (0:11.27)	0:36.75 [7] (0:11.81)	0:24.94 [7] (0:12.22)	0:12.72 [6] (0:12.72)						
Average Speed [km/h]	48.2	67.8	65.7	63.7	61.9	59.6	56.5						
Top Speed [km/h]	66.7	69.2	66.6	64.7	64.6	60.2	59.4						
Avg. Dist. to Rail [m]	4.2	0.4	0.4	1.7	2.8	3.8	4.6						
Avg. Stride Freq. [Hz]	2.2	2.4	2.3	2.3	2.4	2.3	2.3						
Avg. Stride Length [m]	5.6	7.8	7.4	7.5	7.3	7.1	6.8						





Horse/Jockey Name	Grinzinger Burg
Final Rank	7
Fastest Section Time (Section)	0:10.56 (1200m)
Top Speed [km/h] (Section)	69.1 (1200m)
Race State	Finished

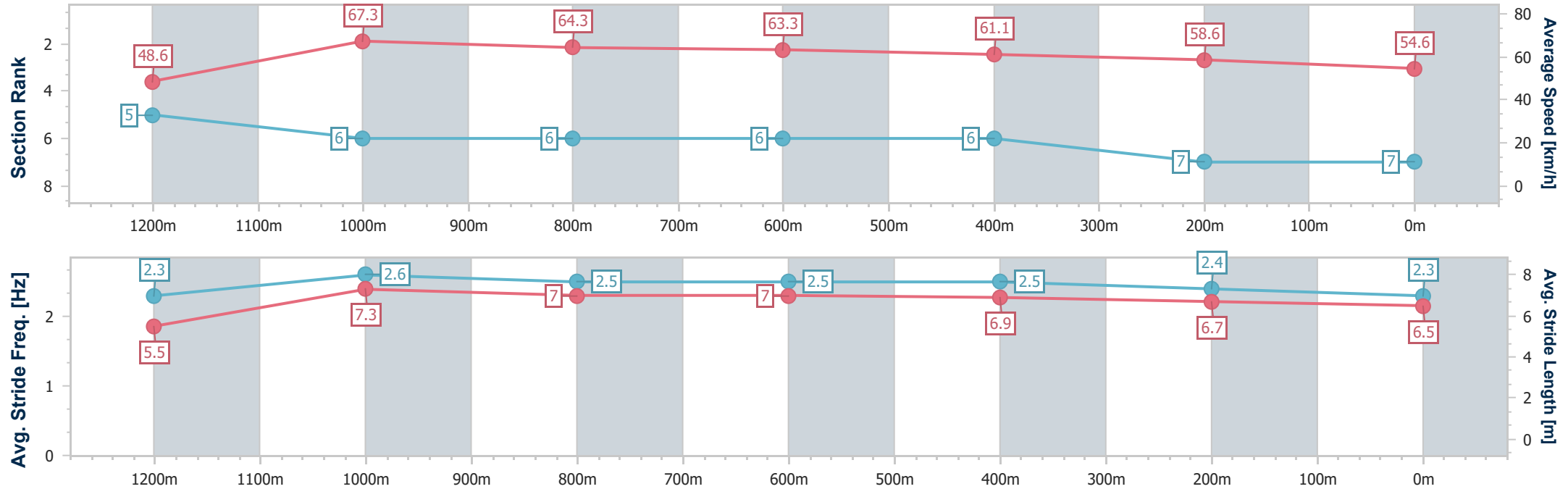


Ladbrokes Cannon ParkProfessional
Race 4: NATIONAL BREAST CANCER FOUNDATION
BENCHMARK 55 Handicap - 1400m

12 October 2025 - 14:50
Track Rating: Good 4, Weather: Overcast, Rail Position: True Entire Course



Section	Overall	1200m	1000m	800m	600m	400m	200m						
Section Times	1:25.11 [7] (0:14.81)	1:10.30 [5] (0:10.56)	0:59.74 [6] (0:10.99)	0:48.75 [6] (0:11.40)	0:37.35 [6] (0:11.81)	0:25.54 [6] (0:12.35)	0:13.19 [7] (0:13.19)						
Average Speed [km/h]	48.6	67.3	64.3	63.3	61.1	58.6	54.6						
Top Speed [km/h]	67.8	69.1	65.4	64.6	63.4	59.8	57.4						
Avg. Dist. to Rail [m]	5.3	3.6	2.6	0.5	0.9	2.5	2.9						
Avg. Stride Freq. [Hz]	2.3	2.6	2.5	2.5	2.5	2.4	2.3						
Avg. Stride Length [m]	5.5	7.3	7.0	7.0	6.9	6.7	6.5						



- [] Ranking at each section and finish
- .-.- No data available at this section
- NA No data available



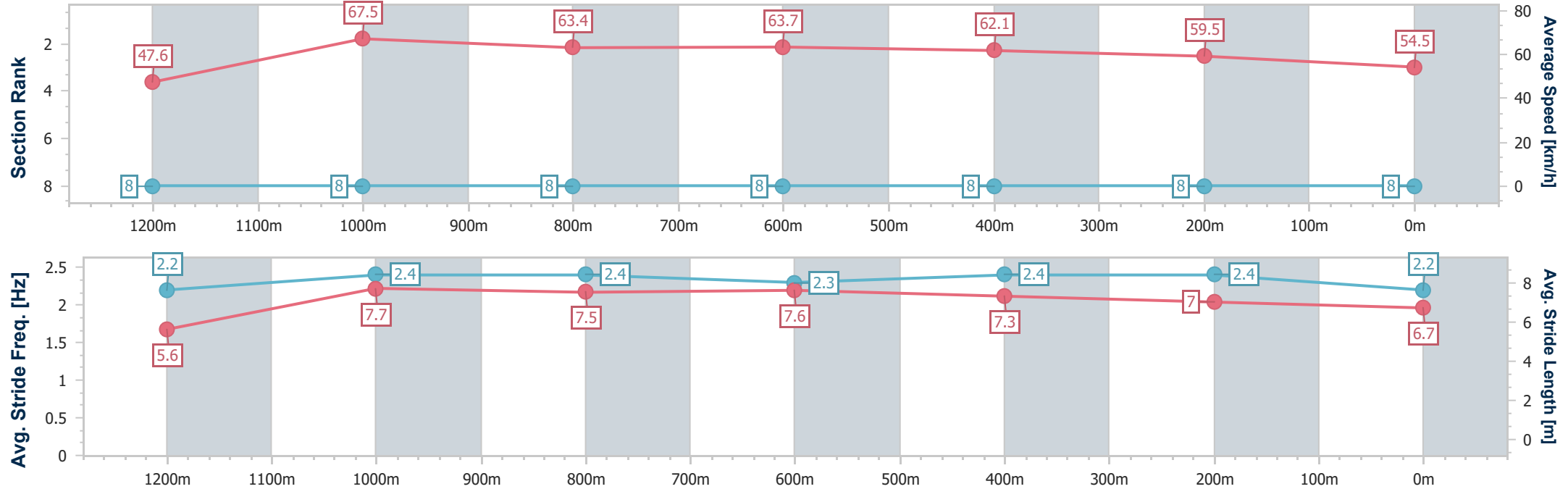
Horse/Jockey Name	Youwannapeachofme
Final Rank	8
Fastest Section Time (Section)	0:10.56 (1200m)
Top Speed [km/h] (Section)	68.8 (1200m)
Race State	Finished



Ladbroke's Cannon Park Professional
Race 4: NATIONAL BREAST CANCER FOUNDATION
BENCHMARK 55 Handicap - 1400m
12 October 2025 - 14:50
Track Rating: Good 4, Weather: Overcast, Rail Position: True Entire Course



Section	Overall	1200m	1000m	800m	600m	400m	200m						
Section Times	1:25.29 [8] (0:15.13)	1:10.16 [8] (0:10.56)	0:59.60 [8] (0:11.09)	0:48.51 [8] (0:11.34)	0:37.17 [8] (0:11.70)	0:25.47 [8] (0:12.26)	0:13.21 [8] (0:13.21)						
Average Speed [km/h]	47.6	67.5	63.4	63.7	62.1	59.5	54.5						
Top Speed [km/h]	66.7	68.8	65.7	65.0	65.0	60.3	57.2						
Avg. Dist. to Rail [m]	3.7	2.7	2.9	0.8	2.2	4.7	4.9						
Avg. Stride Freq. [Hz]	2.2	2.4	2.4	2.3	2.4	2.4	2.2						
Avg. Stride Length [m]	5.6	7.7	7.5	7.6	7.3	7.0	6.7						





Ladbrokes Cannon Park Professional
Race 5: POWERHOUSE PROPERTY CAIRNS BENCHMARK 60 Handicap
- 950m

12 October 2025 - 15:25



Track Rating: Good 4, Weather: Overcast, Rail Position: True Entire Course

Section						Overall	800m	600m	400m	200m					
Field Times						0:54.18 (0:09.89)	0:44.29 (0:10.34)	0:33.95 (0:10.77)	0:23.18 (0:11.32)	0:11.86 (0:11.86)	Last 600m 0:33.95				
Rank	TAB	Horse/Jockey	Barrier	Top Speed [km/h]	Fastest Section								Margin	Distance Travelled [m]	
1	1	RUBY CHICKS	7	71.0	0:10.31	0:54.18 [1]	0:43.80 [6]	0:33.49 [6]	0:22.71 [5]	0:11.57 [5]	0:54.18	0:33.49			
		Aidan Holt		800m	800m	(0:10.38)	(0:10.31)	(0:10.78)	(0:11.14)	(0:11.57)					
2	5	THE KAMIKAZE	3	69.9	0:10.24	0:54.20 [2]	0:43.96 [5]	0:33.58 [5]	0:22.70 [7]	0:11.66 [3]	0.15L	0:33.58 +1			
		Ivo Fry		800m	Overall	(0:10.24)	(0:10.38)	(0:10.88)	(0:11.04)	(0:11.66)					
3	4	GAMADALE NIP	4	71.3	0:10.18	0:54.59 [3]	0:44.37 [4]	0:34.19 [3]	0:23.33 [3]	0:12.04 [4]	2.46L	0:34.19 +2			
		Jackson Murphy		800m	800m	(0:10.22)	(0:10.18)	(0:10.86)	(0:11.29)	(0:12.04)					
4	8	THREEBROTHERS	5	71.6	0:10.14	0:54.67 [4]	0:44.53 [3]	0:34.29 [2]	0:23.55 [2]	0:12.30 [2]	2.92L	0:34.29 +0			
		Nathan Thomas		800m	Overall	(0:10.14)	(0:10.24)	(0:10.74)	(0:11.25)	(0:12.30)					
5	6	CATALINA DREAMING	1	71.5	0:09.89	0:54.81 [5]	0:44.92 [1]	0:34.58 [1]	0:23.81 [1]	0:12.49 [1]	3.71L	0:34.58 +0			
		Wanderson D'Avila		800m	Overall	(0:09.89)	(0:10.34)	(0:10.77)	(0:11.32)	(0:12.49)					
6	7	IMELDA MAYHEM	2	70.8	0:10.07	0:54.86 [6]	0:44.79 [2]	0:34.31 [4]	0:23.41 [4]	0:12.20 [6]	4.01L	0:34.31 +0			
		Rachel Shred		800m	Overall	(0:10.07)	(0:10.48)	(0:10.90)	(0:11.21)	(0:12.20)					
7	3	LUCKY ROLLA	8	70.3	0:10.62	0:54.98 [7]	0:44.10 [8]	0:33.48 [8]	0:22.73 [8]	0:11.55 [8]	4.73L	0:33.48 +2			
		Sean Cormack		600m	800m	(0:10.88)	(0:10.62)	(0:10.75)	(0:11.18)	(0:11.55)					
8	2	FLYING ARTIST	6	71.1	0:10.25	0:55.21 [8]	0:44.75 [7]	0:34.50 [7]	0:23.74 [6]	0:12.49 [7]	6.07L	0:34.50 +3			
		Ryan Wiggins		800m	800m	(0:10.46)	(0:10.25)	(0:10.76)	(0:11.25)	(0:12.49)					



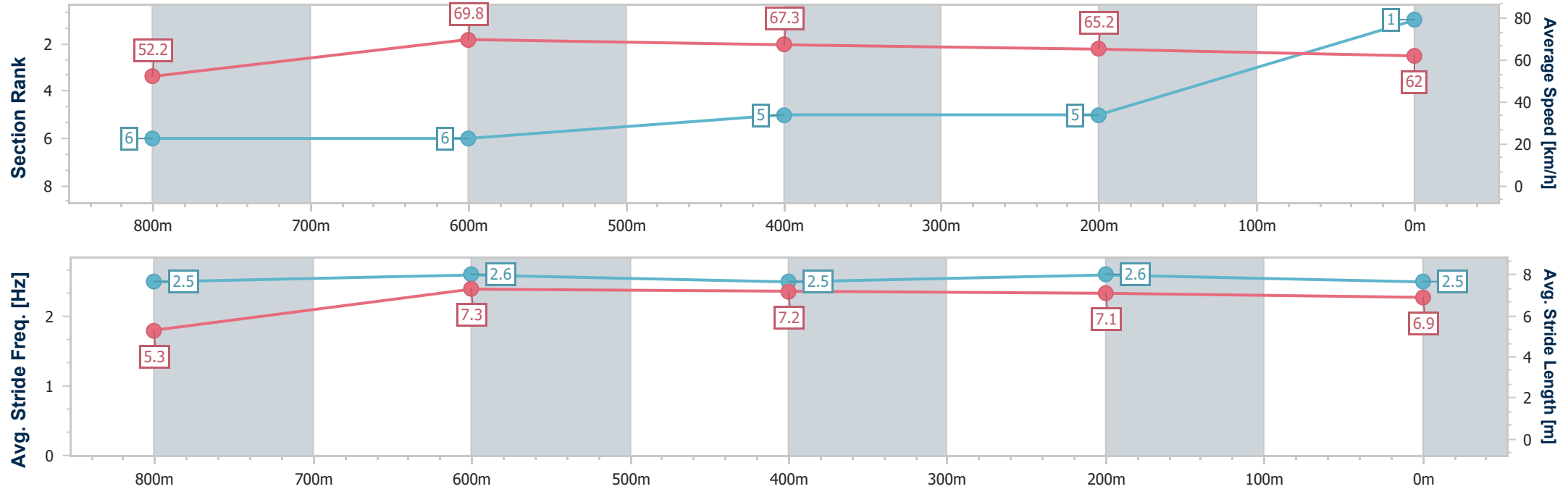
Horse/Jockey Name	Ruby Chicks
Final Rank	1
Fastest Section Time (Section)	0:10.31 (800m)
Top Speed [km/h] (Section)	71.0 (800m)
Race State	Finished



Ladbroke's Cannon Park Professional
Race 5: POWERHOUSE PROPERTY CAIRNS BENCHMARK 60
Handicap - 950m
12 October 2025 - 15:25
Track Rating: Good 4, Weather: Overcast, Rail Position: True Entire Course



Section	Overall	800m	600m	400m	200m								
Section Times	0:54.18 [1] (0:10.38)	0:43.80 [6] (0:10.31)	0:33.49 [6] (0:10.78)	0:22.71 [5] (0:11.14)	0:11.57 [5] (0:11.57)								
Average Speed [km/h]	52.2	69.8	67.3	65.2	62.0								
Top Speed [km/h]	70.8	71.0	68.4	66.6	65.5								
Avg. Dist. to Rail [m]	5.3	0.4	1.0	3.0	5.6								
Avg. Stride Freq. [Hz]	2.5	2.6	2.5	2.6	2.5								
Avg. Stride Length [m]	5.3	7.3	7.2	7.1	6.9								





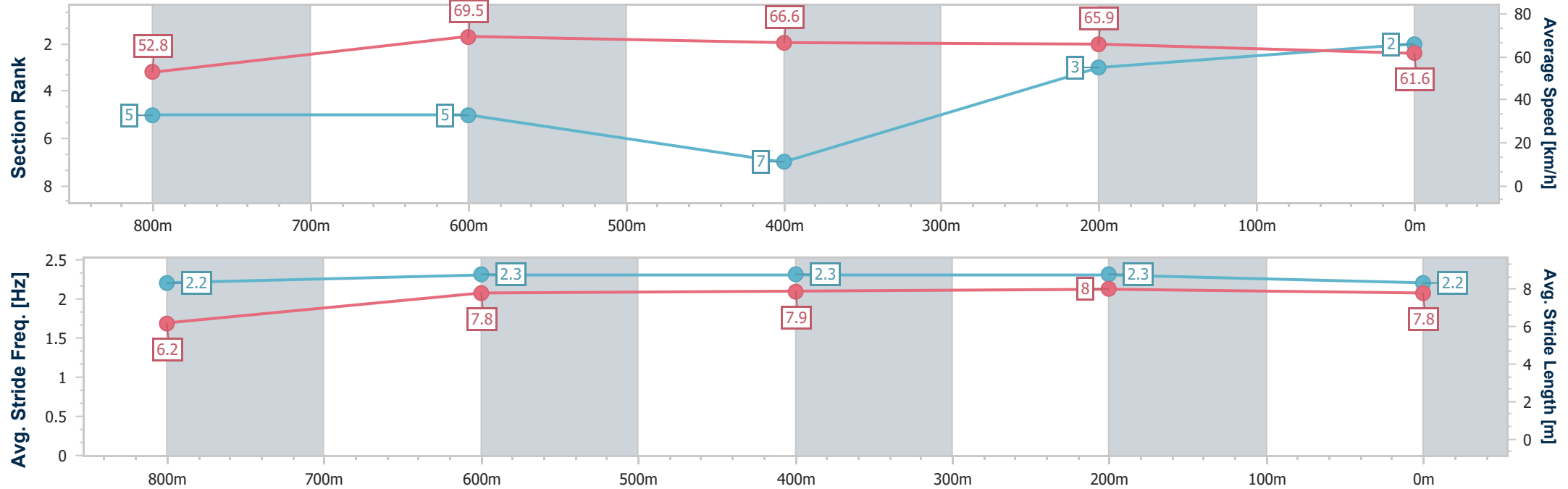
Horse/Jockey Name	The Kamikaze
Final Rank	2
Fastest Section Time (Section)	0:10.24 (Overall)
Top Speed [km/h] (Section)	69.9 (800m)
Race State	Finished



Ladbroke's Cannon Park Professional
Race 5: POWERHOUSE PROPERTY CAIRNS BENCHMARK 60
Handicap - 950m
12 October 2025 - 15:25
Track Rating: Good 4, Weather: Overcast, Rail Position: True Entire Course



Section	Overall	800m	600m	400m	200m										
Section Times	0:54.20 [2] (0:10.24)	0:43.96 [5] (0:10.38)	0:33.58 [5] (0:10.88)	0:22.70 [7] (0:11.04)	0:11.66 [3] (0:11.66)										
Average Speed [km/h]	52.8	69.5	66.6	65.9	61.6										
Top Speed [km/h]	68.1	69.9	69.3	66.3	64.9										
Avg. Dist. to Rail [m]	3.0	1.2	1.4	4.1	5.7										
Avg. Stride Freq. [Hz]	2.2	2.3	2.3	2.3	2.2										
Avg. Stride Length [m]	6.2	7.8	7.9	8.0	7.8										



[] Ranking at each section and finish
-.-.- No data available at this section
NA No data available



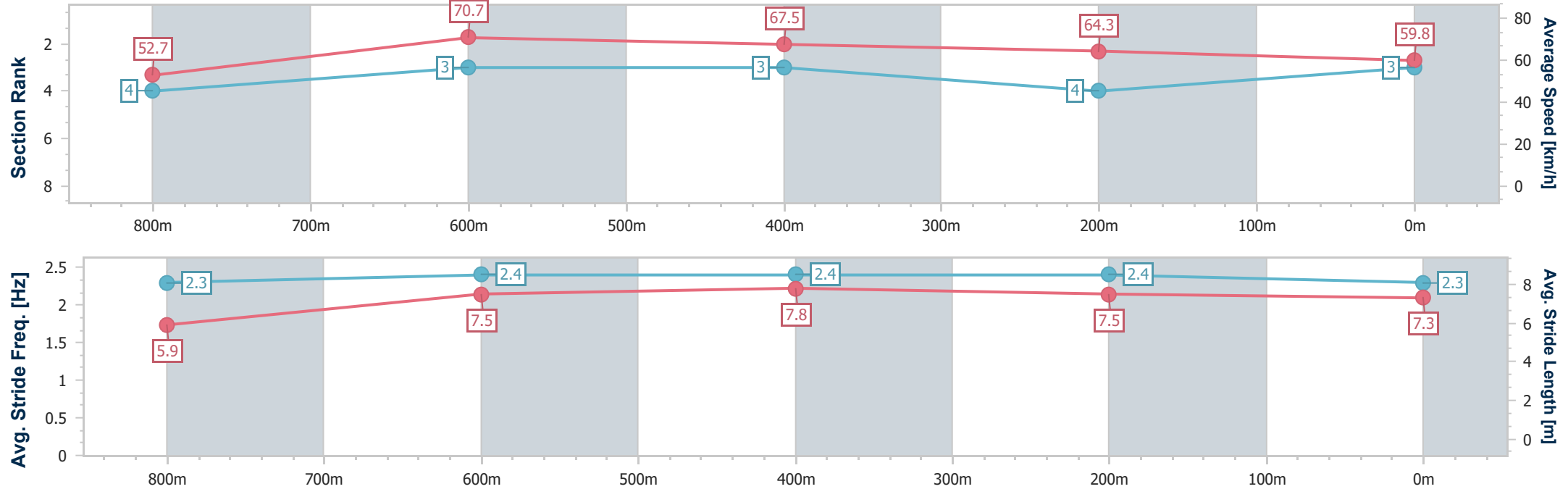
Horse/Jockey Name	Gamadale Nip
Final Rank	3
Fastest Section Time (Section)	0:10.18 (800m)
Top Speed [km/h] (Section)	71.3 (800m)
Race State	Finished



Ladbrokes Cannon ParkProfessional
Race 5: POWERHOUSE PROPERTY CAIRNS BENCHMARK 60
Handicap - 950m
12 October 2025 - 15:25
Track Rating: Good 4, Weather: Overcast, Rail Position: True Entire Course



Section	Overall	800m	600m	400m	200m														
Section Times	0:54.59 [3] (0:10.22)	0:44.37 [4] (0:10.18)	0:34.19 [3] (0:10.86)	0:23.33 [3] (0:11.29)	0:12.04 [4] (0:12.04)														
Average Speed [km/h]	52.7	70.7	67.5	64.3	59.8														
Top Speed [km/h]	69.0	71.3	69.2	65.8	62.9														
Avg. Dist. to Rail [m]	4.9	2.6	2.6	4.9	7.4														
Avg. Stride Freq. [Hz]	2.3	2.4	2.4	2.4	2.3														
Avg. Stride Length [m]	5.9	7.5	7.8	7.5	7.3														



- [] Ranking at each section and finish
- .-.- No data available at this section
- NA No data available



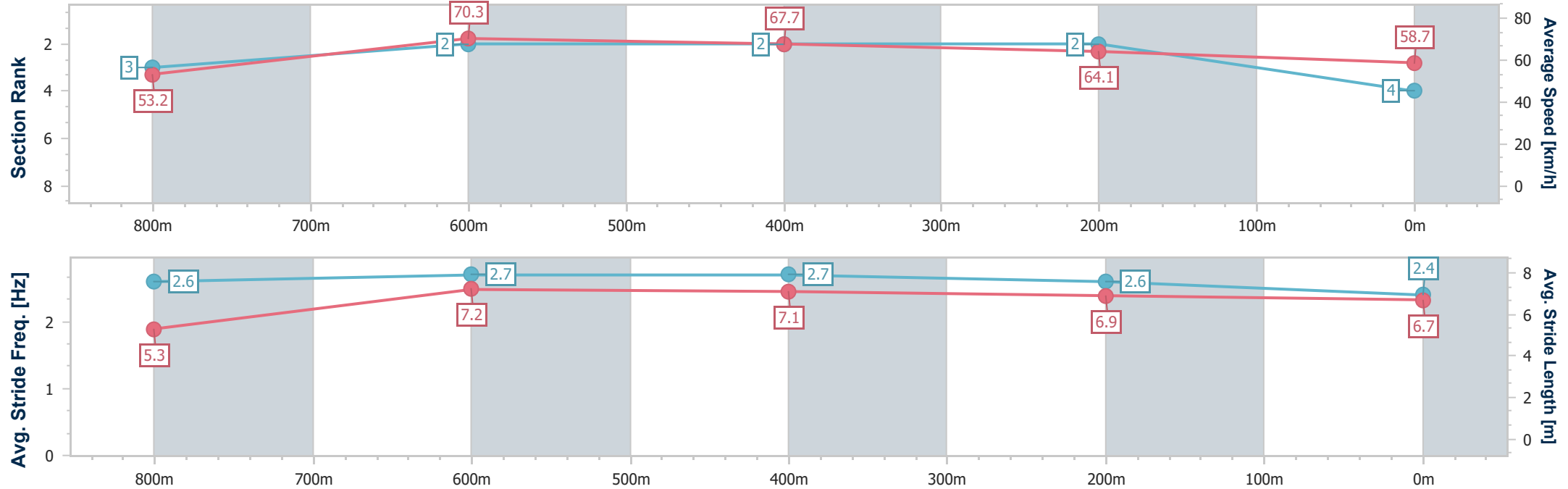
Horse/Jockey Name	Threebrothers
Final Rank	4
Fastest Section Time (Section)	0:10.14 (Overall)
Top Speed [km/h] (Section)	71.6 (800m)
Race State	Finished



Ladbrokes Cannon ParkProfessional
Race 5: POWERHOUSE PROPERTY CAIRNS BENCHMARK 60
Handicap - 950m
12 October 2025 - 15:25
Track Rating: Good 4, Weather: Overcast, Rail Position: True Entire
Course



Section	Overall	800m	600m	400m	200m										
Section Times	0:54.67 [4] (0:10.14)	0:44.53 [3] (0:10.24)	0:34.29 [2] (0:10.74)	0:23.55 [2] (0:11.25)	0:12.30 [2] (0:12.30)										
Average Speed [km/h]	53.2	70.3	67.7	64.1	58.7										
Top Speed [km/h]	69.4	71.6	70.6	66.2	62.6										
Avg. Dist. to Rail [m]	4.4	1.0	1.0	2.6	2.7										
Avg. Stride Freq. [Hz]	2.6	2.7	2.7	2.6	2.4										
Avg. Stride Length [m]	5.3	7.2	7.1	6.9	6.7										



[] Ranking at each section and finish
-.-.- No data available at this section
NA No data available



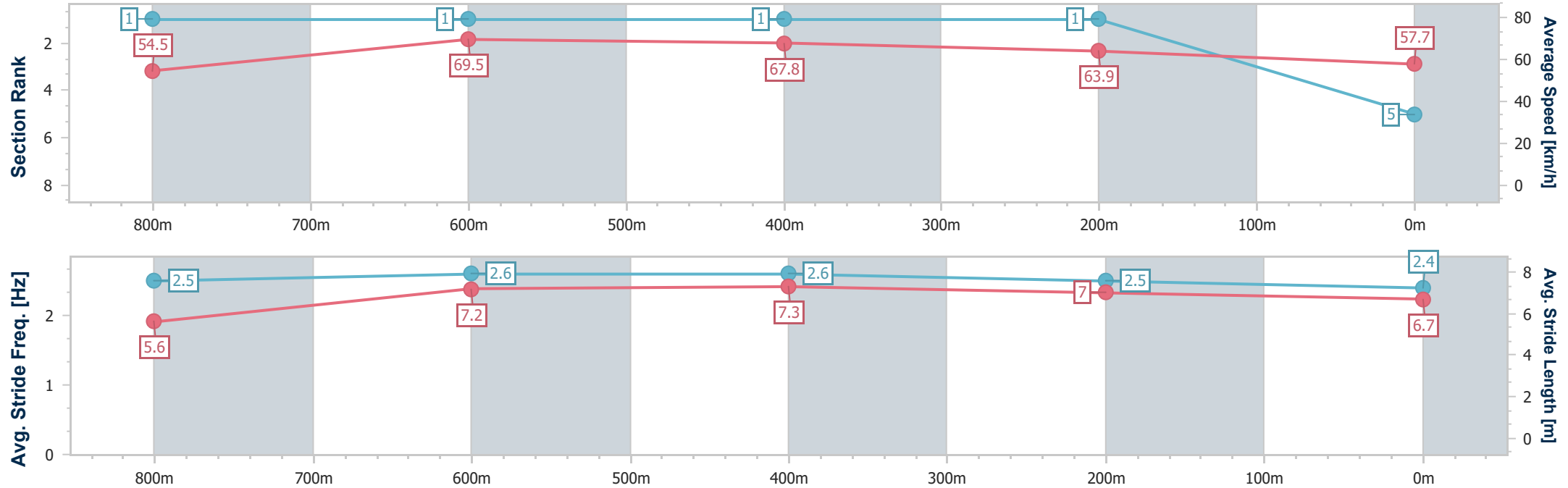
Horse/Jockey Name	Catalina Dreaming
Final Rank	5
Fastest Section Time (Section)	0:09.89 (Overall)
Top Speed [km/h] (Section)	71.5 (800m)
Race State	Finished



Ladbroke's Cannon Park Professional
Race 5: POWERHOUSE PROPERTY CAIRNS BENCHMARK 60
Handicap - 950m
12 October 2025 - 15:25
Track Rating: Good 4, Weather: Overcast, Rail Position: True Entire Course



Section	Overall	800m	600m	400m	200m								
Section Times	0:54.81 [5] (0:09.89)	0:44.92 [1] (0:10.34)	0:34.58 [1] (0:10.77)	0:23.81 [1] (0:11.32)	0:12.49 [1] (0:12.49)								
Average Speed [km/h]	54.5	69.5	67.8	63.9	57.7								
Top Speed [km/h]	70.4	71.5	69.8	65.4	61.7								
Avg. Dist. to Rail [m]	1.8	0.4	1.5	3.0	2.6								
Avg. Stride Freq. [Hz]	2.5	2.6	2.6	2.5	2.4								
Avg. Stride Length [m]	5.6	7.2	7.3	7.0	6.7								





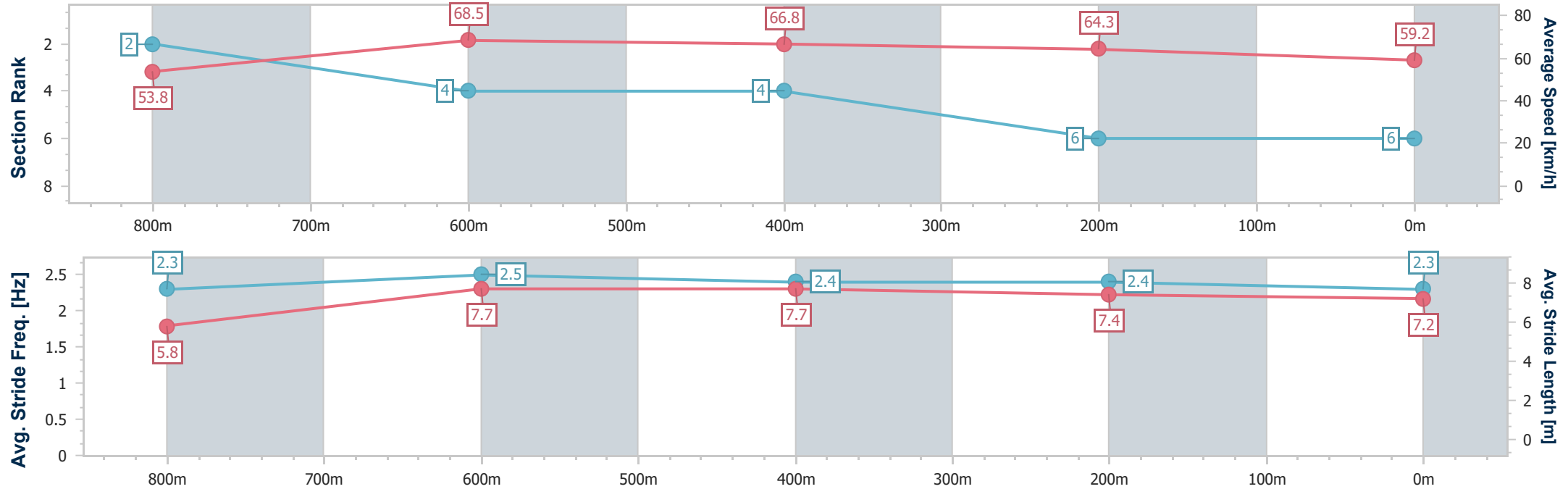
Horse/Jockey Name	Imelda Mayhem
Final Rank	6
Fastest Section Time (Section)	0:10.07 (Overall)
Top Speed [km/h] (Section)	70.8 (800m)
Race State	Finished



Ladbrokes Cannon ParkProfessional
Race 5: POWERHOUSE PROPERTY CAIRNS BENCHMARK 60
Handicap - 950m
12 October 2025 - 15:25
Track Rating: Good 4, Weather: Overcast, Rail Position: True Entire
Course



Section	Overall	800m	600m	400m	200m										
Section Times	0:54.86 [6] (0:10.07)	0:44.79 [2] (0:10.48)	0:34.31 [4] (0:10.90)	0:23.41 [4] (0:11.21)	0:12.20 [6] (0:12.20)										
Average Speed [km/h]	53.8	68.5	66.8	64.3	59.2										
Top Speed [km/h]	68.9	70.8	69.9	66.3	63.9										
Avg. Dist. to Rail [m]	1.4	0.8	1.8	1.0	0.6										
Avg. Stride Freq. [Hz]	2.3	2.5	2.4	2.4	2.3										
Avg. Stride Length [m]	5.8	7.7	7.7	7.4	7.2										



[] Ranking at each section and finish
-.-.- No data available at this section
NA No data available



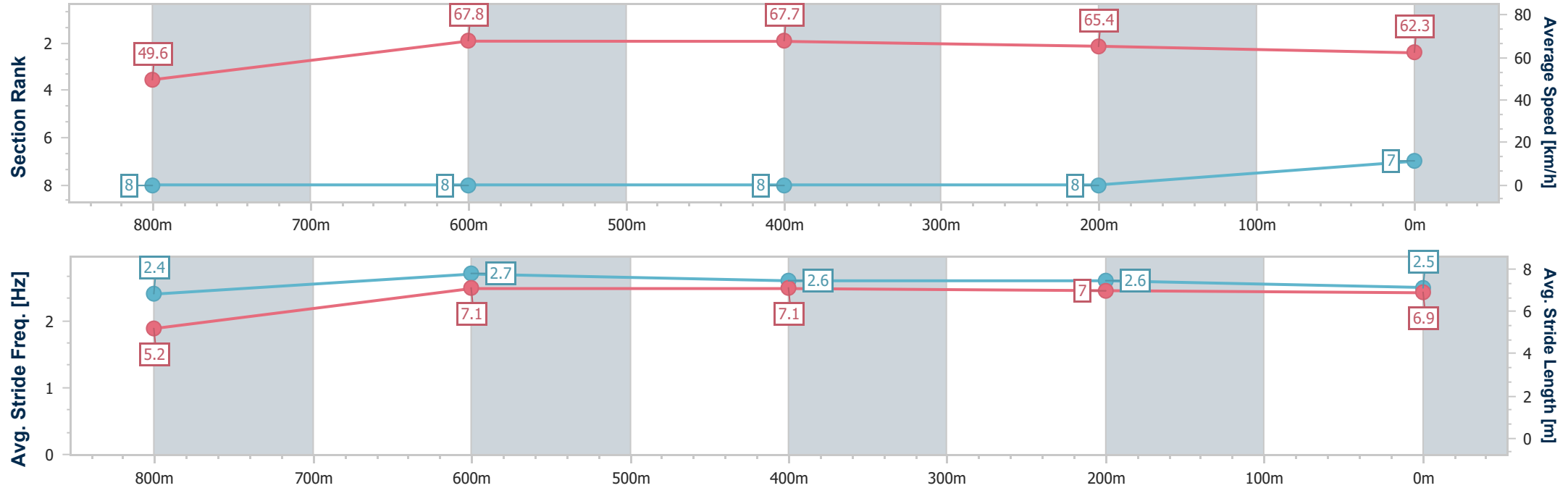
Horse/Jockey Name	Lucky Rolla
Final Rank	7
Fastest Section Time (Section)	0:10.62 (800m)
Top Speed [km/h] (Section)	70.3 (600m)
Race State	Finished



Ladbroke's Cannon Park Professional
Race 5: POWERHOUSE PROPERTY CAIRNS BENCHMARK 60
Handicap - 950m
12 October 2025 - 15:25
Track Rating: Good 4, Weather: Overcast, Rail Position: True Entire Course



Section	Overall	800m	600m	400m	200m									
Section Times	0:54.98 [7] (0:10.88)	0:44.10 [8] (0:10.62)	0:33.48 [8] (0:10.75)	0:22.73 [8] (0:11.18)	0:11.55 [8] (0:11.55)									
Average Speed [km/h]	49.6	67.8	67.7	65.4	62.3									
Top Speed [km/h]	66.0	70.2	70.3	66.6	64.9									
Avg. Dist. to Rail [m]	6.4	2.2	1.8	6.7	10.0									
Avg. Stride Freq. [Hz]	2.4	2.7	2.6	2.6	2.5									
Avg. Stride Length [m]	5.2	7.1	7.1	7.0	6.9									



[] Ranking at each section and finish
-.-.- No data available at this section
NA No data available



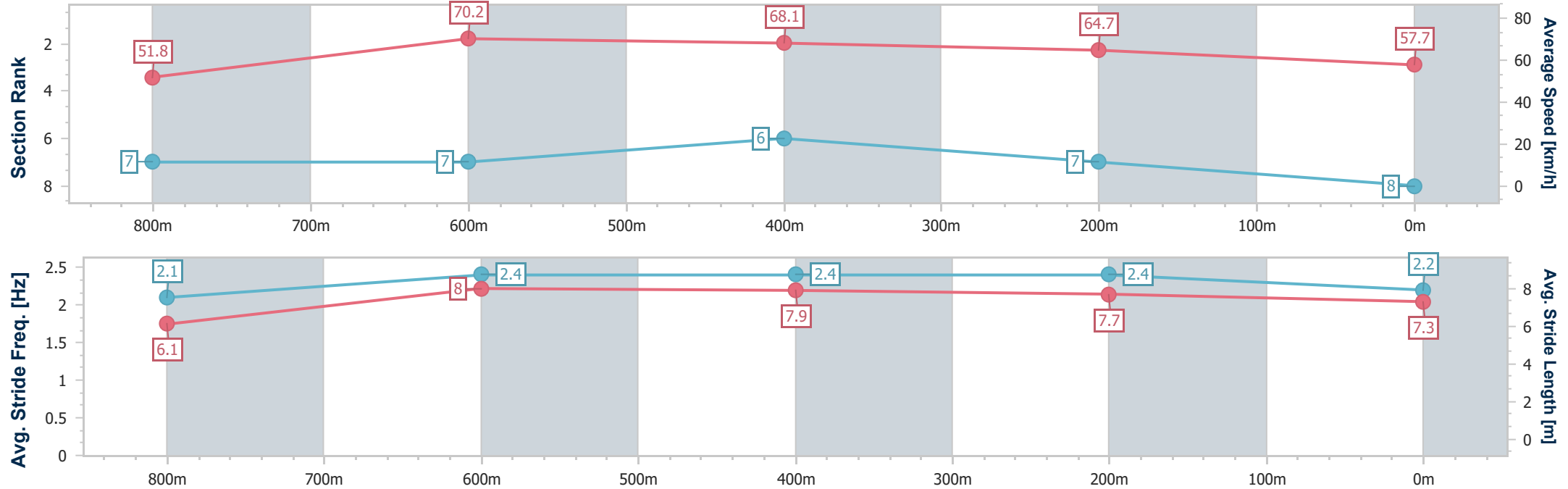
Horse/Jockey Name	Flying Artist
Final Rank	8
Fastest Section Time (Section)	0:10.25 (800m)
Top Speed [km/h] (Section)	71.1 (800m)
Race State	Finished



Ladbrokes Cannon Park Professional
Race 5: POWERHOUSE PROPERTY CAIRNS BENCHMARK 60
Handicap - 950m
12 October 2025 - 15:25
Track Rating: Good 4, Weather: Overcast, Rail Position: True Entire Course



Section	Overall	800m	600m	400m	200m									
Section Times	0:55.21 [8] (0:10.46)	0:44.75 [7] (0:10.25)	0:34.50 [7] (0:10.76)	0:23.74 [6] (0:11.25)	0:12.49 [7] (0:12.49)									
Average Speed [km/h]	51.8	70.2	68.1	64.7	57.7									
Top Speed [km/h]	68.2	71.1	70.9	67.5	61.4									
Avg. Dist. to Rail [m]	5.6	1.9	2.6	5.7	7.4									
Avg. Stride Freq. [Hz]	2.1	2.4	2.4	2.4	2.2									
Avg. Stride Length [m]	6.1	8.0	7.9	7.7	7.3									



- [] Ranking at each section and finish
- .-.- No data available at this section
- NA No data available



Ladbrokes Cannon Park Professional

Race 6: RED BERET HOTEL BENCHMARK 60 Handicap - 1250m

12 October 2025 - 16:00



Track Rating: Good 4, Weather: Overcast, Rail Position: True Entire Course

Section						Overall	1000m	800m	600m	400m	200m	Last 600m	
Field Times						1:13.36 (0:15.95)	0:57.41 (0:11.10)	0:46.31 (0:10.97)	0:35.34 (0:11.45)	0:23.89 (0:11.61)	0:12.28 (0:12.28)	0:35.34	
Rank	TAB	Horse/Jockey	Barrier	Top Speed [km/h]	Fastest Section							Margin	Distance Travelled [m]
1	5	TARGETED	2	66.3	0:11.03	1:13.36 [1]	0:57.27 [2]	0:46.04 [2]	0:35.01 [2]	0:23.69 [2]	0:12.28 [1]	1:13.36	0:35.01
		Krysten Swaffer		600m	800m	(0:16.09)	(0:11.23)	(0:11.03)	(0:11.32)	(0:11.41)	(0:12.28)		
2	3	NIPPA'S NIGHTCAP	4	66.1	0:11.18	1:13.88 [2]	0:57.21 [7]	0:46.00 [7]	0:34.82 [7]	0:23.46 [7]	0:11.85 [7]	3.07L	0:34.82 +2
		Tyler Leslight		Overall	800m	(0:16.67)	(0:11.21)	(0:11.18)	(0:11.36)	(0:11.61)	(0:11.85)		
3	7	DESERT GRIT	5	67.9	0:10.92	1:13.92 [3]	0:57.46 [5]	0:46.29 [5]	0:35.37 [4]	0:24.20 [4]	0:12.44 [4]	3.3L	0:35.37 +4
		Jason Taylor		600m	800m	(0:16.46)	(0:11.17)	(0:10.92)	(0:11.17)	(0:11.76)	(0:12.44)		
4	2	DREAMWOMAN	6	68.3	0:10.91	1:13.96 [4]	0:57.31 [6]	0:46.12 [6]	0:35.21 [6]	0:23.94 [5]	0:12.10 [5]	3.5L	0:35.21 +5
		Nathan Thomas		600m	800m	(0:16.65)	(0:11.19)	(0:10.91)	(0:11.27)	(0:11.84)	(0:12.10)		
5	1	MUTAFIQ	7	67.1	0:10.97	1:13.96 [5]	0:58.01 [1]	0:46.91 [1]	0:35.94 [1]	0:24.49 [1]	0:12.78 [2]	3.53L	0:35.94 -2
		Ryan Wiggins		Overall	800m	(0:15.95)	(0:11.10)	(0:10.97)	(0:11.45)	(0:11.71)	(0:12.78)		
6	4	PAR FIVE	3	66.7	0:11.02	1:14.03 [6]	0:57.75 [3]	0:46.60 [3]	0:35.58 [3]	0:24.35 [3]	0:12.59 [3]	3.9L	0:35.58 +1
		Sean Cormack		600m	800m	(0:16.28)	(0:11.15)	(0:11.02)	(0:11.23)	(0:11.76)	(0:12.59)		
7	6	KEITANY	1	65.9	0:11.11	1:14.65 [7]	0:58.26 [4]	0:47.15 [4]	0:36.01 [5]	0:24.56 [6]	0:12.64 [6]	7.56L	0:36.01 -3
		Wanderson D'Avila		600m	1000m	(0:16.39)	(0:11.11)	(0:11.14)	(0:11.45)	(0:11.92)	(0:12.64)		

Scratched: Sizzling Sun (#8)



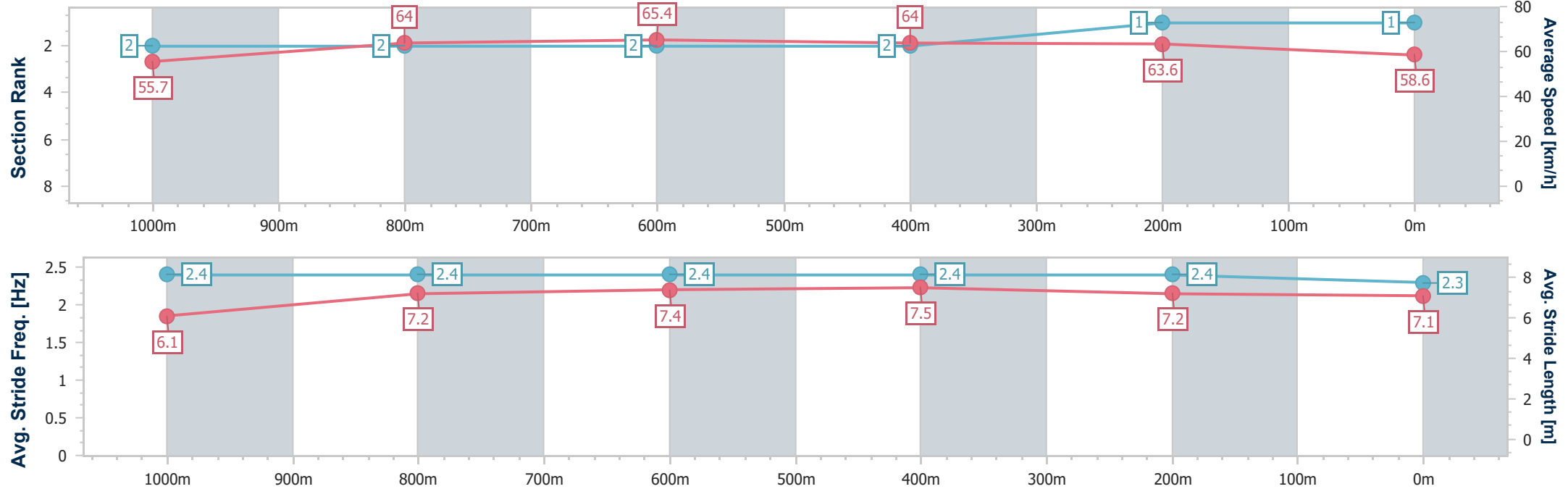
Horse/Jockey Name	Targeted
Final Rank	1
Fastest Section Time (Section)	0:11.03 (800m)
Top Speed [km/h] (Section)	66.3 (600m)
Race State	Finished



Ladbrokes Cannon ParkProfessional
Race 6: RED BERET HOTEL BENCHMARK 60 Handicap - 1250m
12 October 2025 - 16:00
Track Rating: Good 4, Weather: Overcast, Rail Position: True Entire Course



Section	Overall	1000m	800m	600m	400m	200m							
Section Times	1:13.36 [1] (0:16.09)	0:57.27 [2] (0:11.23)	0:46.04 [2] (0:11.03)	0:35.01 [2] (0:11.32)	0:23.69 [2] (0:11.41)	0:12.28 [1] (0:12.28)							
Average Speed [km/h]	55.7	64.0	65.4	64.0	63.6	58.6							
Top Speed [km/h]	65.9	65.1	66.2	66.3	65.1	62.3							
Avg. Dist. to Rail [m]	0.6	0.6	0.8	1.2	3.7	5.0							
Avg. Stride Freq. [Hz]	2.4	2.4	2.4	2.4	2.4	2.3							
Avg. Stride Length [m]	6.1	7.2	7.4	7.5	7.2	7.1							





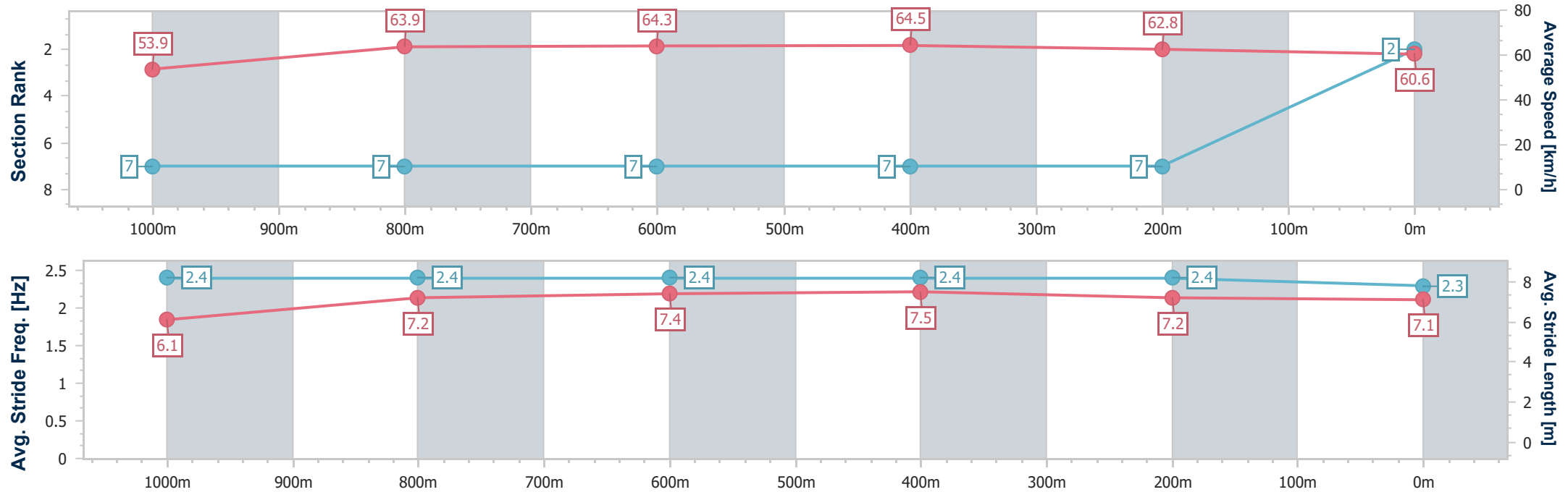
Horse/Jockey Name	Nippa's Nightcap
Final Rank	2
Fastest Section Time (Section)	0:11.18 (800m)
Top Speed [km/h] (Section)	66.1 (Overall)
Race State	Finished



Ladbrokes Cannon Park Professional
Race 6: RED BERET HOTEL BENCHMARK 60 Handicap -
1250m
12 October 2025 - 16:00
Track Rating: Good 4, Weather: Overcast, Rail Position: True Entire
Course



Section	Overall	1000m	800m	600m	400m	200m							
Section Times	1:13.88 [2] (0:16.67)	0:57.21 [7] (0:11.21)	0:46.00 [7] (0:11.18)	0:34.82 [7] (0:11.36)	0:23.46 [7] (0:11.61)	0:11.85 [7] (0:11.85)							
Average Speed [km/h]	53.9	63.9	64.3	64.5	62.8	60.6							
Top Speed [km/h]	66.1	65.3	65.3	65.5	63.6	62.3							
Avg. Dist. to Rail [m]	1.2	1.1	0.9	2.4	5.8	6.3							
Avg. Stride Freq. [Hz]	2.4	2.4	2.4	2.4	2.4	2.3							
Avg. Stride Length [m]	6.1	7.2	7.4	7.5	7.2	7.1							





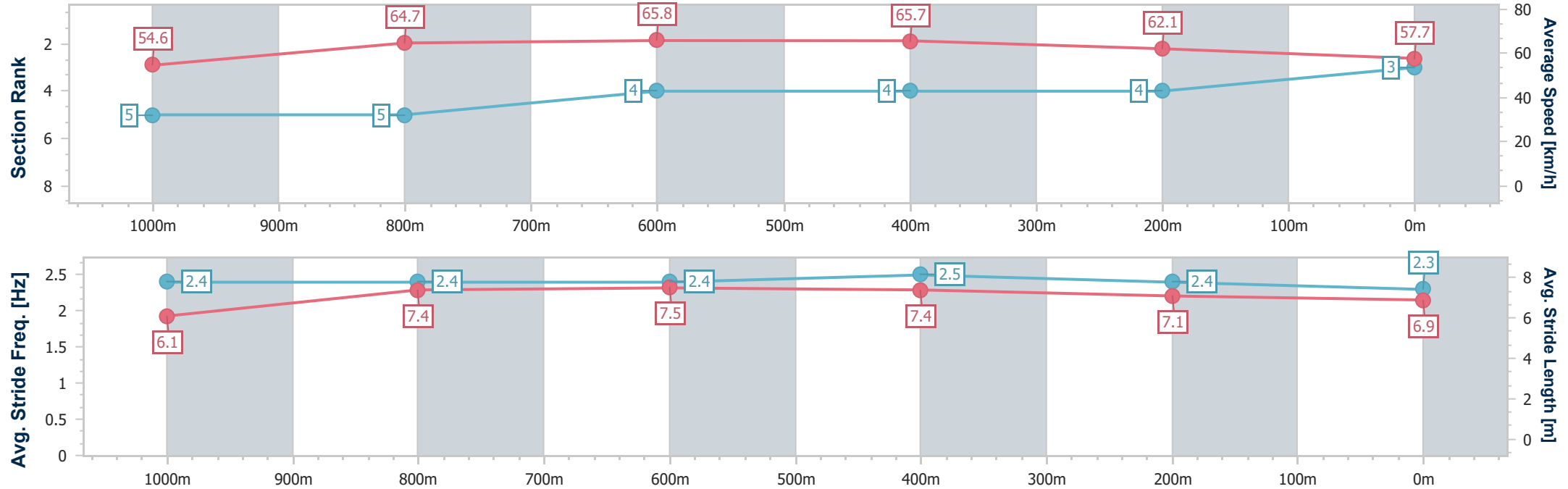
Horse/Jockey Name	Desert Grit
Final Rank	3
Fastest Section Time (Section)	0:10.92 (800m)
Top Speed [km/h] (Section)	67.9 (600m)
Race State	Finished



Ladbrokes Cannon ParkProfessional
Race 6: RED BERET HOTEL BENCHMARK 60 Handicap -
1250m
12 October 2025 - 16:00
Track Rating: Good 4, Weather: Overcast, Rail Position: True Entire
Course



Section	Overall	1000m	800m	600m	400m	200m								
Section Times	1:13.92 [3] (0:16.46)	0:57.46 [5] (0:11.17)	0:46.29 [5] (0:10.92)	0:35.37 [4] (0:11.17)	0:24.20 [4] (0:11.76)	0:12.44 [4] (0:12.44)								
Average Speed [km/h]	54.6	64.7	65.8	65.7	62.1	57.7								
Top Speed [km/h]	66.9	66.8	67.6	67.9	64.3	60.7								
Avg. Dist. to Rail [m]	1.7	1.1	3.3	3.0	6.3	8.9								
Avg. Stride Freq. [Hz]	2.4	2.4	2.4	2.5	2.4	2.3								
Avg. Stride Length [m]	6.1	7.4	7.5	7.4	7.1	6.9								





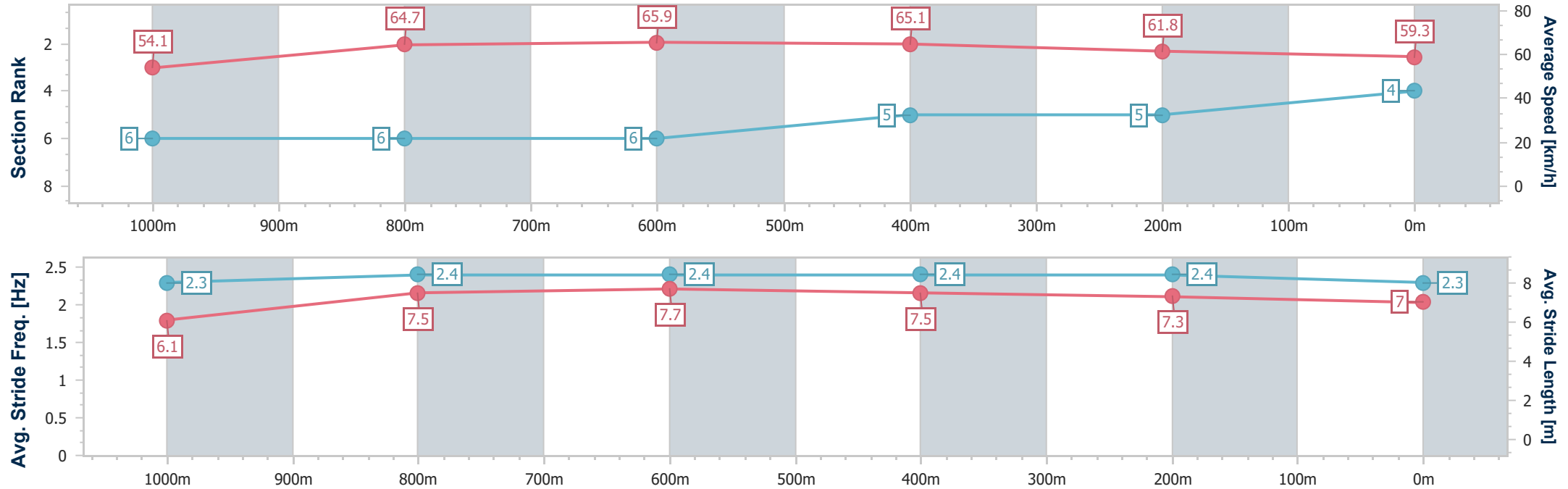
Horse/Jockey Name	Dreamwoman
Final Rank	4
Fastest Section Time (Section)	0:10.91 (800m)
Top Speed [km/h] (Section)	68.3 (600m)
Race State	Finished



Ladbrokes Cannon Park Professional
Race 6: RED BERET HOTEL BENCHMARK 60 Handicap - 1250m
12 October 2025 - 16:00
Track Rating: Good 4, Weather: Overcast, Rail Position: True Entire Course



Section	Overall	1000m	800m	600m	400m	200m							
Section Times	1:13.96 [4] (0:16.65)	0:57.31 [6] (0:11.19)	0:46.12 [6] (0:10.91)	0:35.21 [6] (0:11.27)	0:23.94 [5] (0:11.84)	0:12.10 [5] (0:12.10)							
Average Speed [km/h]	54.1	64.7	65.9	65.1	61.8	59.3							
Top Speed [km/h]	66.2	66.1	67.2	68.3	62.8	61.6							
Avg. Dist. to Rail [m]	2.6	1.4	2.8	2.8	5.5	5.6							
Avg. Stride Freq. [Hz]	2.3	2.4	2.4	2.4	2.4	2.3							
Avg. Stride Length [m]	6.1	7.5	7.7	7.5	7.3	7.0							





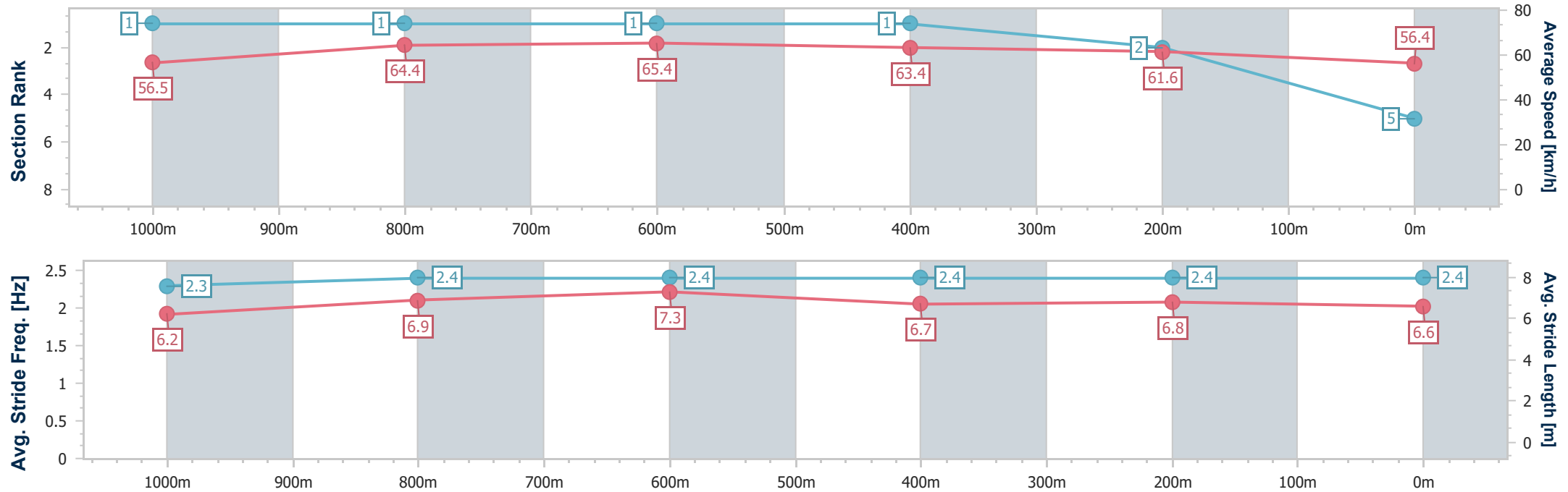
Horse/Jockey Name	Mutafiq
Final Rank	5
Fastest Section Time (Section)	0:10.97 (800m)
Top Speed [km/h] (Section)	67.1 (Overall)
Race State	Finished



Ladbrokes Cannon Park Professional
Race 6: RED BERET HOTEL BENCHMARK 60 Handicap -
1250m
12 October 2025 - 16:00
Track Rating: Good 4, Weather: Overcast, Rail Position: True Entire
Course



Section	Overall	1000m	800m	600m	400m	200m								
Section Times	1:13.96 [5] (0:15.95)	0:58.01 [1] (0:11.10)	0:46.91 [1] (0:10.97)	0:35.94 [1] (0:11.45)	0:24.49 [1] (0:11.71)	0:12.78 [2] (0:12.78)								
Average Speed [km/h]	56.5	64.4	65.4	63.4	61.6	56.4								
Top Speed [km/h]	67.1	66.8	66.2	65.9	62.6	60.5								
Avg. Dist. to Rail [m]	2.6	1.2	1.2	1.2	2.3	3.6								
Avg. Stride Freq. [Hz]	2.3	2.4	2.4	2.4	2.4	2.4								
Avg. Stride Length [m]	6.2	6.9	7.3	6.7	6.8	6.6								





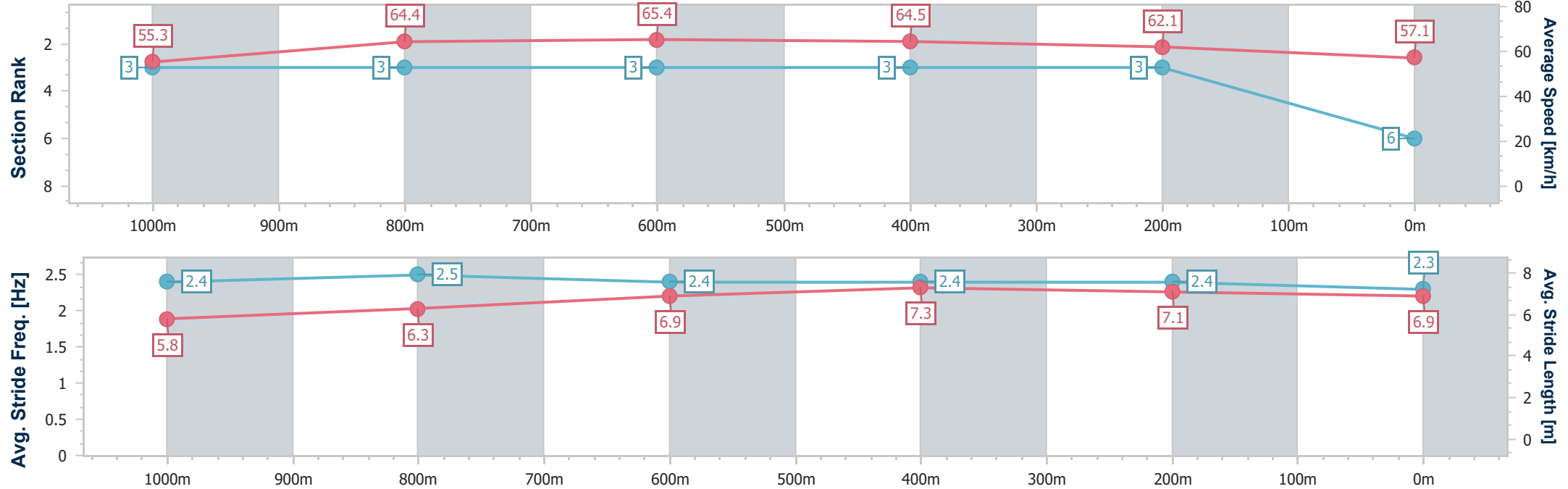
Horse/Jockey Name	Par Five
Final Rank	6
Fastest Section Time (Section)	0:11.02 (800m)
Top Speed [km/h] (Section)	66.7 (600m)
Race State	Finished



Ladbrokes Cannon Park Professional
Race 6: RED BERET HOTEL BENCHMARK 60 Handicap -
1250m
12 October 2025 - 16:00
Track Rating: Good 4, Weather: Overcast, Rail Position: True Entire
Course



Section	Overall	1000m	800m	600m	400m	200m							
Section Times	1:14.03 [6] (0:16.28)	0:57.75 [3] (0:11.15)	0:46.60 [3] (0:11.02)	0:35.58 [3] (0:11.23)	0:24.35 [3] (0:11.76)	0:12.59 [3] (0:12.59)							
Average Speed [km/h]	55.3	64.4	65.4	64.5	62.1	57.1							
Top Speed [km/h]	66.3	66.1	66.7	66.7	64.2	60.0							
Avg. Dist. to Rail [m]	1.0	0.8	1.2	1.6	4.8	6.8							
Avg. Stride Freq. [Hz]	2.4	2.5	2.4	2.4	2.4	2.3							
Avg. Stride Length [m]	5.8	6.3	6.9	7.3	7.1	6.9							





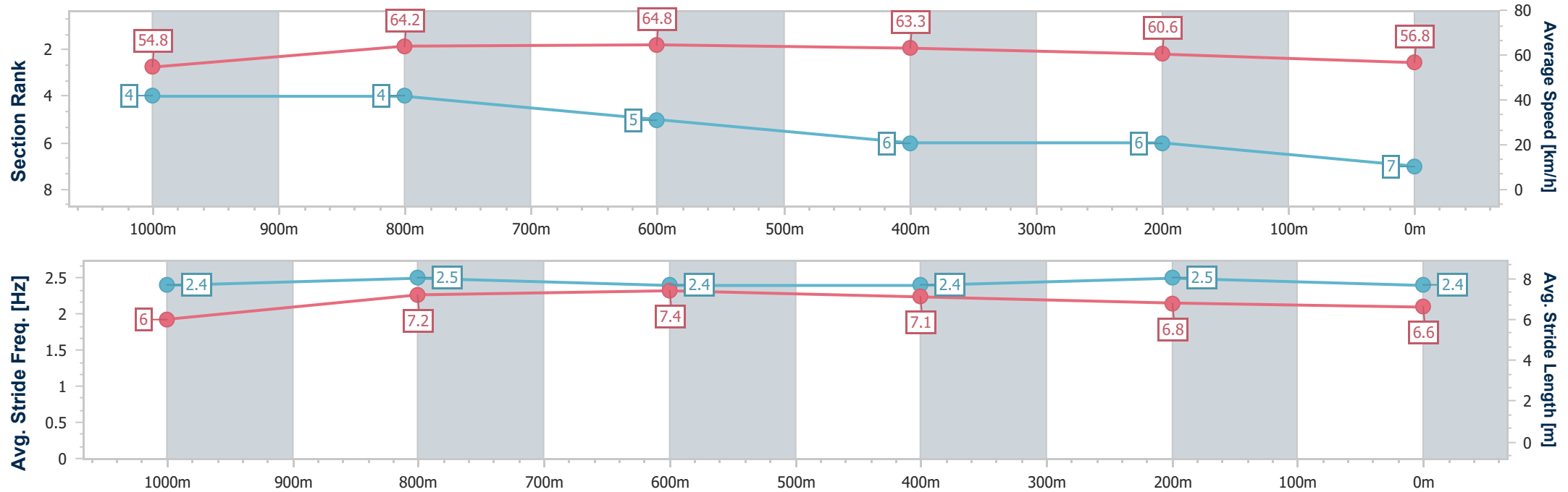
Horse/Jockey Name	Keitany
Final Rank	7
Fastest Section Time (Section)	0:11.11 (1000m)
Top Speed [km/h] (Section)	65.9 (600m)
Race State	Finished



Ladbrokes Cannon Park Professional
Race 6: RED BERET HOTEL BENCHMARK 60 Handicap -
1250m
12 October 2025 - 16:00
Track Rating: Good 4, Weather: Overcast, Rail Position: True Entire
Course



Section	Overall	1000m	800m	600m	400m	200m								
Section Times	1:14.65 [7] (0:16.39)	0:58.26 [4] (0:11.11)	0:47.15 [4] (0:11.14)	0:36.01 [5] (0:11.45)	0:24.56 [6] (0:11.92)	0:12.64 [6] (0:12.64)								
Average Speed [km/h]	54.8	64.2	64.8	63.3	60.6	56.8								
Top Speed [km/h]	65.6	65.2	65.6	65.9	62.4	60.4								
Avg. Dist. to Rail [m]	1.2	1.1	0.3	1.0	1.7	3.2								
Avg. Stride Freq. [Hz]	2.4	2.5	2.4	2.4	2.5	2.4								
Avg. Stride Length [m]	6.0	7.2	7.4	7.1	6.8	6.6								





Ladbroke's Cannon Park Professional
Race 7: MELBOURNE CUP LUNCHEON - BOOK TODAY Class 3
Handicap - 1500m
12 October 2025 - 16:40



Track Rating: Good 4, Weather: Overcast, Rail Position: True Entire Course

Section						Overall	1400m	1200m	1000m	800m	600m	400m	Last 600m		
Field Times						1:27.54 (0:07.64)	1:19.90 (0:10.45)	1:09.45 (0:10.53)	0:58.92 (0:11.07)	0:47.85 (0:11.24)	0:36.61 (0:11.73)	0:24.88 (0:12.23)	0:36.61		
Rank	TAB	Horse/Jockey	Barrier	Top Speed [km/h]	Fastest Section									Distance Travelled [m]	
1	4	SAND 'N' POWER	8	69.6	0:07.86	1:27.54 [1]	1:19.68 [3]	1:09.10 [2]	0:58.31 [2]	0:47.16 [2]	0:35.92 [2]	0:24.39 [2]	0:35.92		
		Micheal McDonald		1400m	Overall	(0:07.86)	(0:10.58)	(0:10.79)	(0:11.15)	(0:11.24)	(0:11.53)	(0:11.74)			
2	3	ECLIPSION	5	71.0	0:07.72	1:28.07 [2]	1:20.35 [2]	1:09.98 [1]	0:59.45 [1]	0:48.38 [1]	0:37.14 [1]	0:25.41 [1]	0:37.14 +3		
		Ryan Wiggins		1400m	Overall	(0:07.72)	(0:10.37)	(0:10.53)	(0:11.07)	(0:11.24)	(0:11.73)	(0:12.26)			
3	8	BOMBINATE	1	67.3	0:07.92	1:28.26 [3]	1:20.34 [4]	1:09.38 [5]	0:58.36 [7]	0:47.28 [7]	0:36.21 [7]	0:24.46 [7]	0:36.21 +4		
		Jason Taylor		1400m	Overall	(0:07.92)	(0:10.96)	(0:11.02)	(0:11.08)	(0:11.07)	(0:11.75)	(0:12.08)			
4	1	COLOURS OF AUTUMN	6	68.4	0:08.01	1:28.29 [4]	1:20.28 [6]	1:09.40 [6]	0:58.64 [5]	0:47.57 [5]	0:36.53 [4]	0:24.86 [4]	0:36.53 +6		
		Sean Cormack		1200m	Overall	(0:08.01)	(0:10.88)	(0:10.76)	(0:11.07)	(0:11.04)	(0:11.67)	(0:12.19)			
5	2	INDEFINITE	4	68.7	0:07.94	1:28.30 [5]	1:20.36 [5]	1:09.63 [4]	0:58.88 [3]	0:47.77 [3]	0:36.56 [3]	0:24.92 [3]	0:36.56 +3		
		Ivo Fry		1200m	Overall	(0:07.94)	(0:10.73)	(0:10.75)	(0:11.11)	(0:11.21)	(0:11.64)	(0:12.21)			
6	9	PICCAPEPPA	7	68.7	0:08.15	1:28.56 [6]	1:20.41 [8]	1:09.44 [7]	0:58.76 [6]	0:47.63 [6]	0:36.62 [6]	0:24.98 [6]	0:36.62 +8		
		Wanderson D'Avila		1200m	Overall	(0:08.15)	(0:10.97)	(0:10.68)	(0:11.13)	(0:11.01)	(0:11.64)	(0:12.33)			
7	7	SHARMAN PETE	2	67.8	0:08.04	1:28.62 [7]	1:20.58 [7]	1:09.46 [8]	0:58.51 [8]	0:47.47 [8]	0:36.26 [8]	0:24.60 [8]	0:36.26 +0		
		Krysten Swaffer		1200m	Overall	(0:08.04)	(0:11.12)	(0:10.95)	(0:11.04)	(0:11.21)	(0:11.66)	(0:12.15)			
8	6	SKYWRITER	3	67.7	0:07.64	1:29.21 [8]	1:21.57 [1]	1:10.60 [3]	0:59.58 [4]	0:48.50 [4]	0:37.33 [5]	0:25.63 [5]	0:37.33 +1		
		Rachel Shred		1400m	Overall	(0:07.64)	(0:10.97)	(0:11.02)	(0:11.08)	(0:11.17)	(0:11.70)	(0:12.40)			

Scratched: Al Ras Blues (#5)



Ladbroke's Cannon Park Professional
Race 7: MELBOURNE CUP LUNCHEON - BOOK TODAY Class 3
Handicap - 1500m
12 October 2025 - 16:40



Track Rating: Good 4, Weather: Overcast, Rail Position: True Entire Course

Section Field Times		200m 0:12.65 (0:12.65)		Last 600m 0:36.61			
Rank	TAB	Horse/Jockey	Barrier	Top Speed [km/h]	Fastest Section	Margin	Distance Travelled [m]
1	4	SAND 'N' POWER	8	69.6	0:07.86	0:12.65 [1]	1:27.54
		Micheal McDonald		1400m	Overall	(0:12.65)	0:35.92
2	3	ECLIPSION	5	71.0	0:07.72	0:13.15 [2]	3.1L
		Ryan Wiggins		1400m	Overall	(0:13.15)	0:37.14 +3
3	8	BOMBINATE	1	67.3	0:07.92	0:12.38 [5]	4.23L
		Jason Taylor		1400m	Overall	(0:12.38)	0:36.21 +4
4	1	COLOURS OF AUTUMN	6	68.4	0:08.01	0:12.67 [4]	4.4L
		Sean Cormack		1200m	Overall	(0:12.67)	0:36.53 +6
5	2	INDEFINITE	4	68.7	0:07.94	0:12.71 [3]	4.47L
		Ivo Fry		1200m	Overall	(0:12.71)	0:36.56 +3
6	9	PICCAPEPPA	7	68.7	0:08.15	0:12.65 [6]	5.97L
		Wanderson D'Avila		1200m	Overall	(0:12.65)	0:36.62 +8
7	7	SHARMAN PETE	2	67.8	0:08.04	0:12.45 [8]	6.32L
		Krysten Swaffer		1200m	Overall	(0:12.45)	0:36.26 +0
8	6	SKYWRITER	3	67.7	0:07.64	0:13.23 [7]	9.8L
		Rachel Shred		1400m	Overall	(0:13.23)	0:37.33 +1

Scratched: Al Ras Blues (#5)



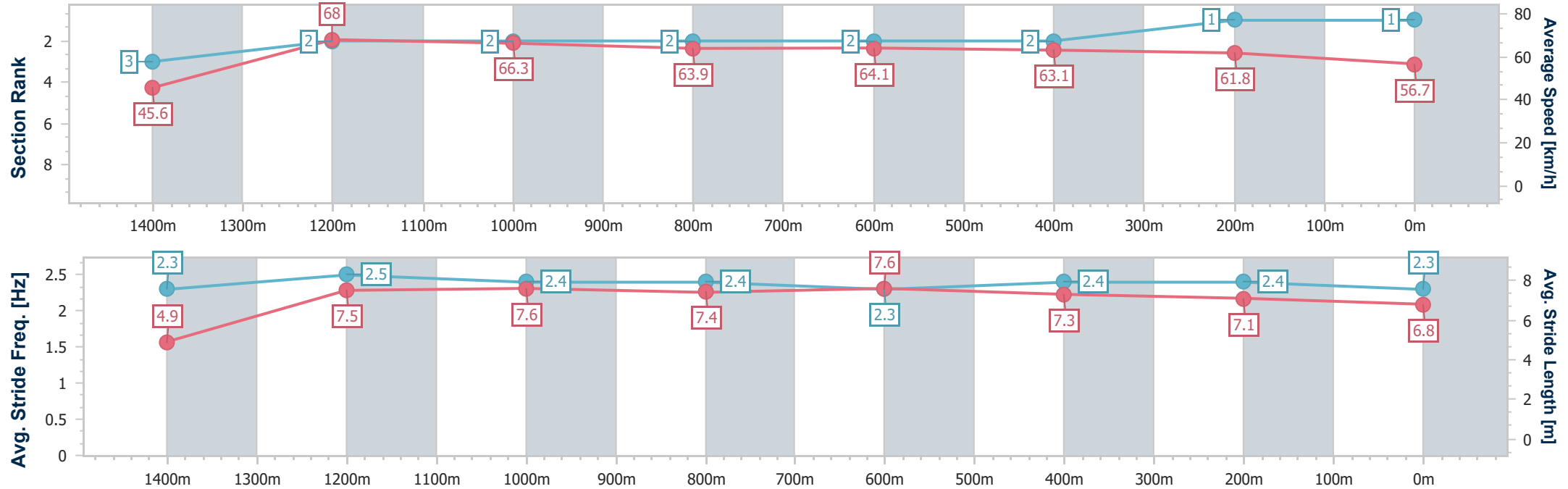
Horse/Jockey Name	Sand 'N' Power
Final Rank	1
Fastest Section Time (Section)	0:07.86 (Overall)
Top Speed [km/h] (Section)	69.6 (1400m)
Race State	Finished



Ladbrokes Cannon ParkProfessional
Race 7: MELBOURNE CUP LUNCHEON - BOOK TODAY Class 3
Handicap - 1500m
12 October 2025 - 16:40
Track Rating: Good 4, Weather: Overcast, Rail Position: True Entire Course



Section	Overall	1400m	1200m	1000m	800m	600m	400m	200m					
Section Times	1:27.54 [1] (0:07.86)	1:19.68 [3] (0:10.58)	1:09.10 [2] (0:10.79)	0:58.31 [2] (0:11.15)	0:47.16 [2] (0:11.24)	0:35.92 [2] (0:11.53)	0:24.39 [2] (0:11.74)	0:12.65 [1] (0:12.65)					
Average Speed [km/h]	45.6	68.0	66.3	63.9	64.1	63.1	61.8	56.7					
Top Speed [km/h]	63.5	69.6	68.6	65.4	65.0	65.0	62.9	60.1					
Avg. Dist. to Rail [m]	6.2	1.9	1.7	1.5	0.3	1.2	3.7	6.2					
Avg. Stride Freq. [Hz]	2.3	2.5	2.4	2.4	2.3	2.4	2.4	2.3					
Avg. Stride Length [m]	4.9	7.5	7.6	7.4	7.6	7.3	7.1	6.8					





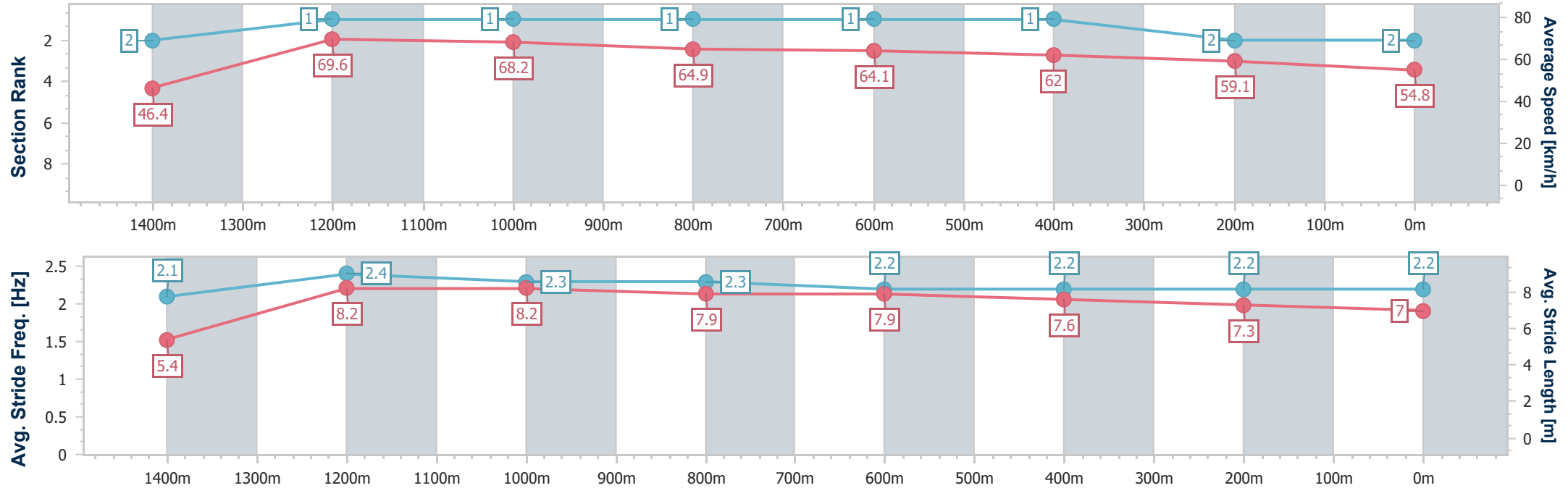
Horse/Jockey Name	Eclipse
Final Rank	2
Fastest Section Time (Section)	0:07.72 (Overall)
Top Speed [km/h] (Section)	71.0 (1400m)
Race State	Finished



Ladbrokes Cannon Park Professional
Race 7: MELBOURNE CUP LUNCHEON - BOOK TODAY Class 3
Handicap - 1500m
12 October 2025 - 16:40
Track Rating: Good 4, Weather: Overcast, Rail Position: True Entire Course



Section	Overall	1400m	1200m	1000m	800m	600m	400m	200m					
Section Times	1:28.07 [2] (0:07.72)	1:20.35 [2] (0:10.37)	1:09.98 [1] (0:10.53)	0:59.45 [1] (0:11.07)	0:48.38 [1] (0:11.24)	0:37.14 [1] (0:11.73)	0:25.41 [1] (0:12.26)	0:13.15 [2] (0:13.15)					
Average Speed [km/h]	46.4	69.6	68.2	64.9	64.1	62.0	59.1	54.8					
Top Speed [km/h]	64.3	71.0	70.2	66.3	65.0	65.0	59.9	57.6					
Avg. Dist. to Rail [m]	2.1	1.3	1.1	0.5	1.2	1.4	2.9	5.0					
Avg. Stride Freq. [Hz]	2.1	2.4	2.3	2.3	2.2	2.2	2.2	2.2					
Avg. Stride Length [m]	5.4	8.2	8.2	7.9	7.9	7.6	7.3	7.0					





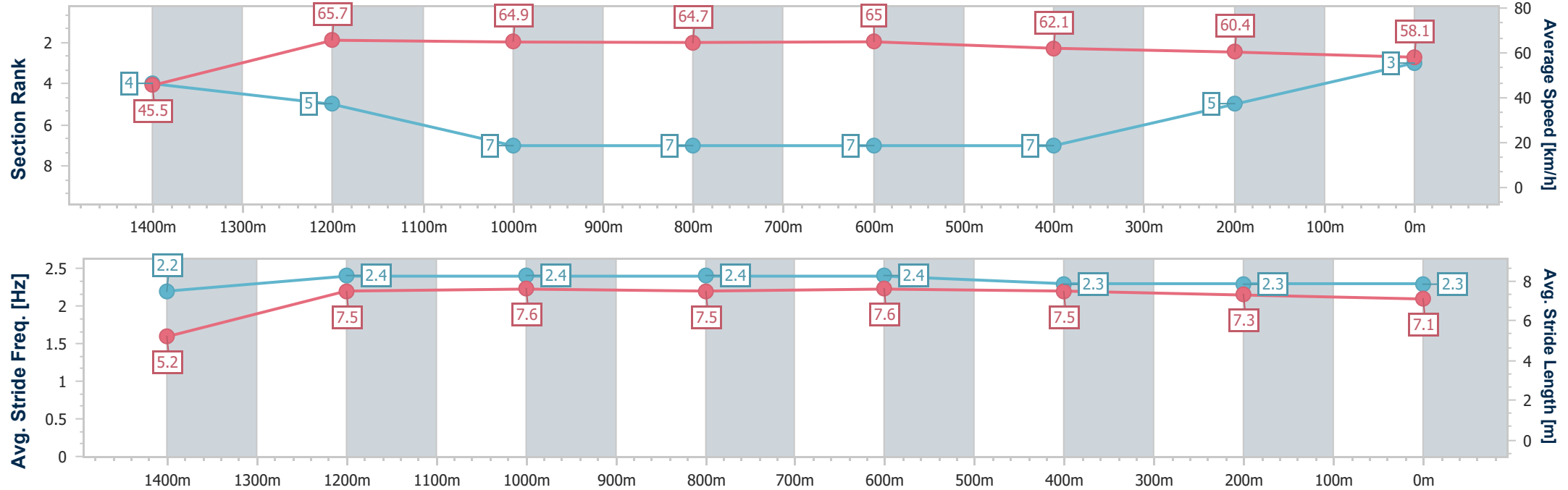
Horse/Jockey Name	Bombinate
Final Rank	3
Fastest Section Time (Section)	0:07.92 (Overall)
Top Speed [km/h] (Section)	67.3 (1400m)
Race State	Finished



Ladbrokes Cannon Park Professional
Race 7: MELBOURNE CUP LUNCHEON - BOOK TODAY Class 3
Handicap - 1500m
12 October 2025 - 16:40
Track Rating: Good 4, Weather: Overcast, Rail Position: True Entire Course



Section	Overall	1400m	1200m	1000m	800m	600m	400m	200m					
Section Times	1:28.26 [3] (0:07.92)	1:20.34 [4] (0:10.96)	1:09.38 [5] (0:11.02)	0:58.36 [7] (0:11.08)	0:47.28 [7] (0:11.07)	0:36.21 [7] (0:11.75)	0:24.46 [7] (0:12.08)	0:12.38 [5] (0:12.38)					
Average Speed [km/h]	45.5	65.7	64.9	64.7	65.0	62.1	60.4	58.1					
Top Speed [km/h]	62.6	67.3	67.2	66.2	65.9	65.1	61.9	60.2					
Avg. Dist. to Rail [m]	0.7	2.5	2.0	1.3	2.4	1.9	5.8	8.9					
Avg. Stride Freq. [Hz]	2.2	2.4	2.4	2.4	2.4	2.3	2.3	2.3					
Avg. Stride Length [m]	5.2	7.5	7.6	7.5	7.6	7.5	7.3	7.1					





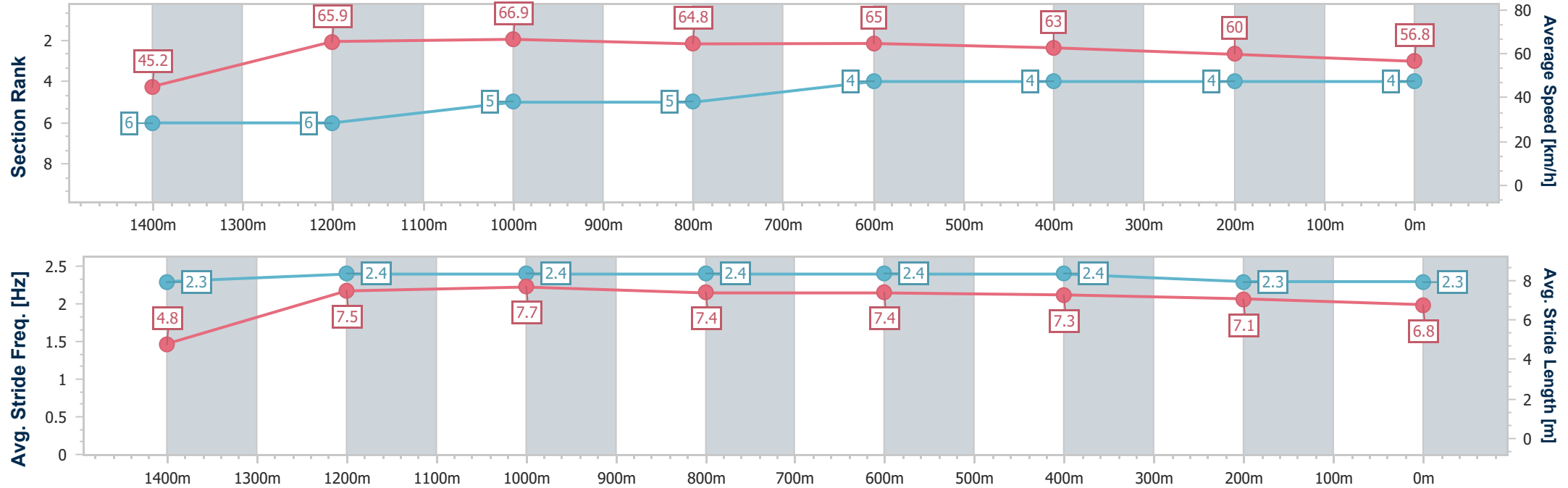
Horse/Jockey Name	Colours Of Autumn
Final Rank	4
Fastest Section Time (Section)	0:08.01 (Overall)
Top Speed [km/h] (Section)	68.4 (1200m)
Race State	Finished



Ladbrokes Cannon Park Professional
Race 7: MELBOURNE CUP LUNCHEON - BOOK TODAY Class 3
Handicap - 1500m
12 October 2025 - 16:40
Track Rating: Good 4, Weather: Overcast, Rail Position: True Entire Course



Section	Overall	1400m	1200m	1000m	800m	600m	400m	200m					
Section Times	1:28.29 [4] (0:08.01)	1:20.28 [6] (0:10.88)	1:09.40 [6] (0:10.76)	0:58.64 [5] (0:11.07)	0:47.57 [5] (0:11.04)	0:36.53 [4] (0:11.67)	0:24.86 [4] (0:12.19)	0:12.67 [4] (0:12.67)					
Average Speed [km/h]	45.2	65.9	66.9	64.8	65.0	63.0	60.0	56.8					
Top Speed [km/h]	65.5	67.6	68.4	65.7	65.5	64.8	60.6	59.1					
Avg. Dist. to Rail [m]	3.8	0.8	0.6	0.9	2.5	2.9	6.6	8.1					
Avg. Stride Freq. [Hz]	2.3	2.4	2.4	2.4	2.4	2.4	2.3	2.3					
Avg. Stride Length [m]	4.8	7.5	7.7	7.4	7.4	7.3	7.1	6.8					



[] Ranking at each section and finish
- - - - No data available at this section
NA No data available



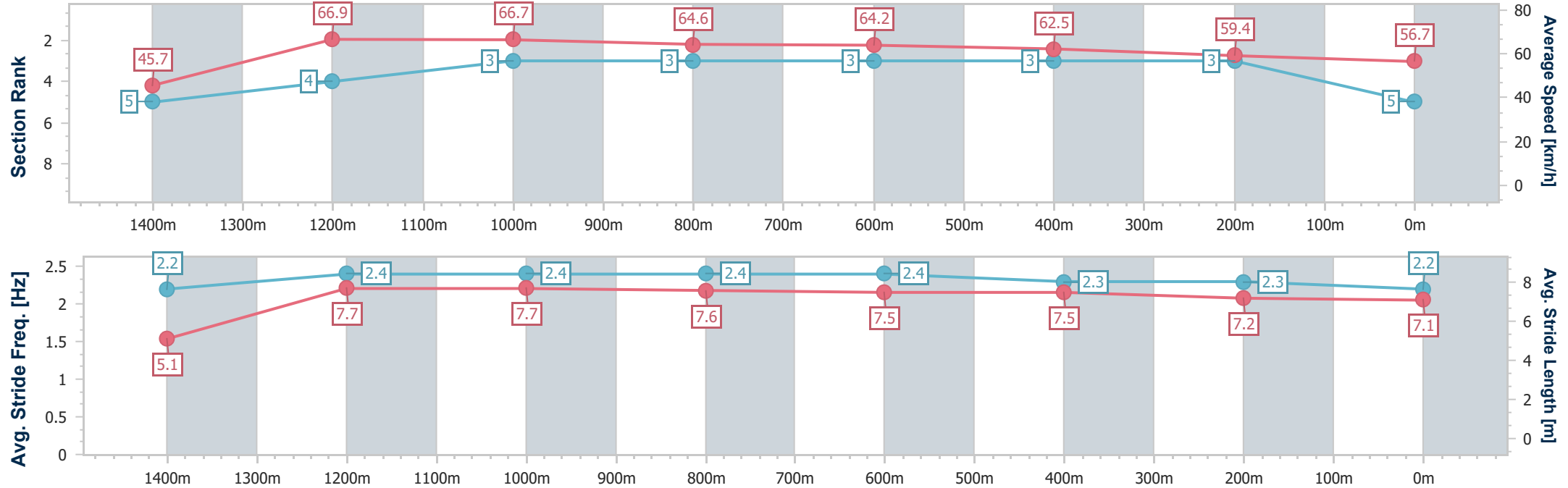
Horse/Jockey Name	Indefinite
Final Rank	5
Fastest Section Time (Section)	0:07.94 (Overall)
Top Speed [km/h] (Section)	68.7 (1200m)
Race State	Finished



Ladbrokes Cannon Park Professional
Race 7: MELBOURNE CUP LUNCHEON - BOOK TODAY Class 3
Handicap - 1500m
12 October 2025 - 16:40
Track Rating: Good 4, Weather: Overcast, Rail Position: True Entire
Course



Section	Overall	1400m	1200m	1000m	800m	600m	400m	200m					
Section Times	1:28.30 [5] (0:07.94)	1:20.36 [5] (0:10.73)	1:09.63 [4] (0:10.75)	0:58.88 [3] (0:11.11)	0:47.77 [3] (0:11.21)	0:36.56 [3] (0:11.64)	0:24.92 [3] (0:12.21)	0:12.71 [3] (0:12.71)					
Average Speed [km/h]	45.7	66.9	66.7	64.6	64.2	62.5	59.4	56.7					
Top Speed [km/h]	64.1	68.0	68.7	67.1	65.3	65.3	60.3	58.7					
Avg. Dist. to Rail [m]	1.7	0.8	0.6	1.2	0.9	1.5	4.0	5.9					
Avg. Stride Freq. [Hz]	2.2	2.4	2.4	2.4	2.4	2.3	2.3	2.2					
Avg. Stride Length [m]	5.1	7.7	7.7	7.6	7.5	7.5	7.2	7.1					





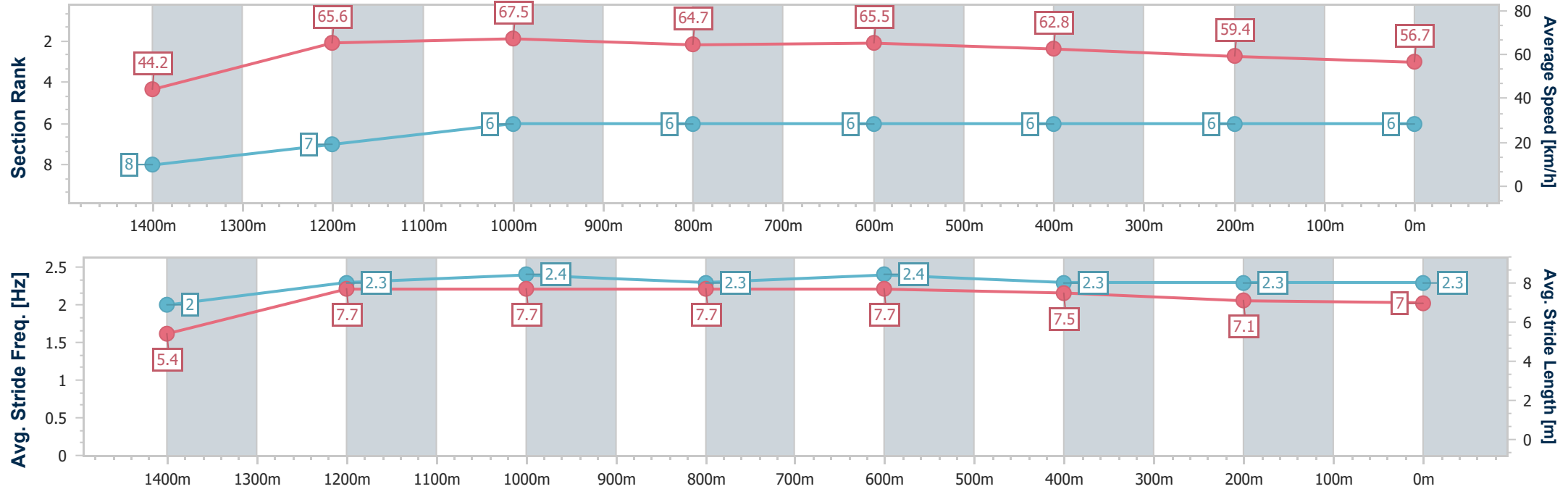
Horse/Jockey Name	Piccapeppa
Final Rank	6
Fastest Section Time (Section)	0:08.15 (Overall)
Top Speed [km/h] (Section)	68.7 (1200m)
Race State	Finished



Ladbrokes Cannon ParkProfessional
Race 7: MELBOURNE CUP LUNCHEON - BOOK TODAY Class 3
Handicap - 1500m
12 October 2025 - 16:40
Track Rating: Good 4, Weather: Overcast, Rail Position: True Entire Course



Section	Overall	1400m	1200m	1000m	800m	600m	400m	200m					
Section Times	1:28.56 [6] (0:08.15)	1:20.41 [8] (0:10.97)	1:09.44 [7] (0:10.68)	0:58.76 [6] (0:11.13)	0:47.63 [6] (0:11.01)	0:36.62 [6] (0:11.64)	0:24.98 [6] (0:12.33)	0:12.65 [6] (0:12.65)					
Average Speed [km/h]	44.2	65.6	67.5	64.7	65.5	62.8	59.4	56.7					
Top Speed [km/h]	59.8	67.4	68.7	67.1	67.4	65.9	60.5	58.6					
Avg. Dist. to Rail [m]	3.9	0.6	0.4	0.7	2.6	2.9	7.7	12.6					
Avg. Stride Freq. [Hz]	2.0	2.3	2.4	2.3	2.4	2.3	2.3	2.3					
Avg. Stride Length [m]	5.4	7.7	7.7	7.7	7.7	7.5	7.1	7.0					



[] Ranking at each section and finish
- - - - No data available at this section
NA No data available



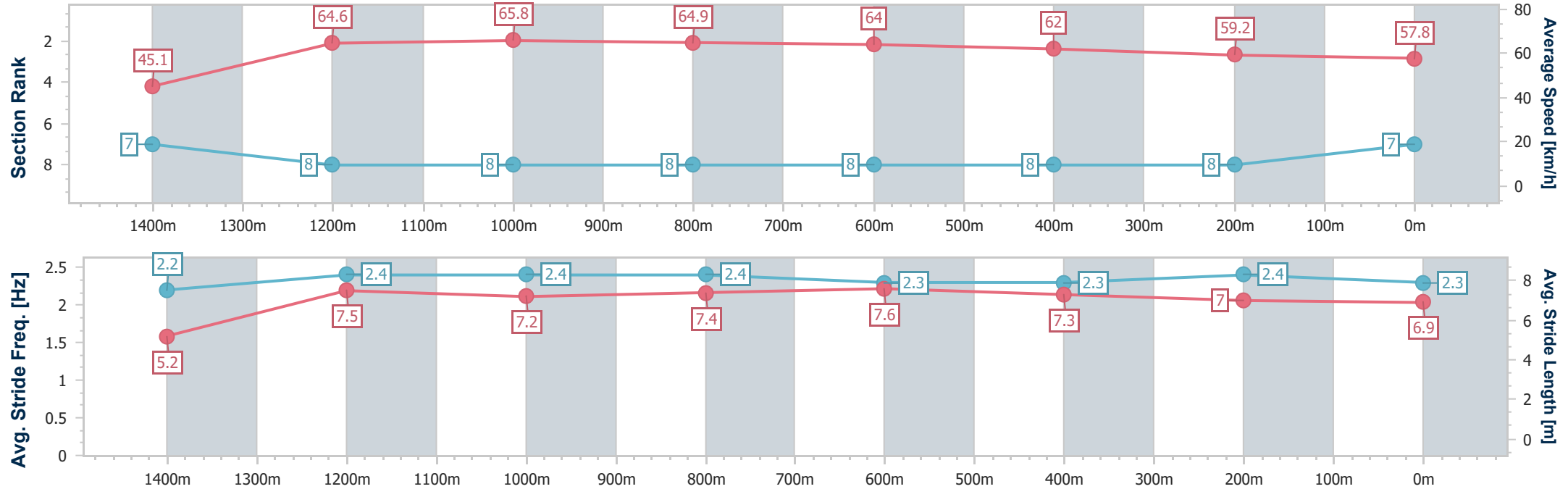
Horse/Jockey Name	Sharman Pete
Final Rank	7
Fastest Section Time (Section)	0:08.04 (Overall)
Top Speed [km/h] (Section)	67.8 (1200m)
Race State	Finished



Ladbrokes Cannon Park Professional
Race 7: MELBOURNE CUP LUNCHEON - BOOK TODAY Class 3
Handicap - 1500m
12 October 2025 - 16:40
Track Rating: Good 4, Weather: Overcast, Rail Position: True Entire Course



Section	Overall	1400m	1200m	1000m	800m	600m	400m	200m					
Section Times	1:28.62 [7] (0:08.04)	1:20.58 [7] (0:11.12)	1:09.46 [8] (0:10.95)	0:58.51 [8] (0:11.04)	0:47.47 [8] (0:11.21)	0:36.26 [8] (0:11.66)	0:24.60 [8] (0:12.15)	0:12.45 [8] (0:12.45)					
Average Speed [km/h]	45.1	64.6	65.8	64.9	64.0	62.0	59.2	57.8					
Top Speed [km/h]	62.8	66.1	67.8	65.5	65.1	64.3	60.4	59.7					
Avg. Dist. to Rail [m]	0.4	1.2	0.7	0.9	0.5	0.5	1.6	3.0					
Avg. Stride Freq. [Hz]	2.2	2.4	2.4	2.4	2.3	2.3	2.4	2.3					
Avg. Stride Length [m]	5.2	7.5	7.2	7.4	7.6	7.3	7.0	6.9					





Horse/Jockey Name	Skywriter
Final Rank	8
Fastest Section Time (Section)	0:07.64 (Overall)
Top Speed [km/h] (Section)	67.7 (1400m)
Race State	Finished



Ladbroke's Cannon Park Professional
Race 7: MELBOURNE CUP LUNCHEON - BOOK TODAY Class 3
Handicap - 1500m
12 October 2025 - 16:40
Track Rating: Good 4, Weather: Overcast, Rail Position: True Entire Course



Section	Overall	1400m	1200m	1000m	800m	600m	400m	200m					
Section Times	1:29.21 [8] (0:07.64)	1:21.57 [1] (0:10.97)	1:10.60 [3] (0:11.02)	0:59.58 [4] (0:11.08)	0:48.50 [4] (0:11.17)	0:37.33 [5] (0:11.70)	0:25.63 [5] (0:12.40)	0:13.23 [7] (0:13.23)					
Average Speed [km/h]	46.8	65.9	64.9	64.6	64.3	62.1	58.5	54.3					
Top Speed [km/h]	65.7	67.7	66.9	65.1	65.0	64.1	59.8	58.5					
Avg. Dist. to Rail [m]	0.7	2.8	2.2	1.1	0.3	1.2	2.6	3.6					
Avg. Stride Freq. [Hz]	2.3	2.5	2.4	2.4	2.4	2.3	2.3	2.3					
Avg. Stride Length [m]	5.0	7.5	7.6	7.4	7.6	7.3	7.0	6.5					

