



# DoombenProfessional

## Race 1: INSUREBUILD Fillies and Mares Maiden Plate - 1200m

15 October 2025 - 13:25



BRISBANE  
RACING CLUB

Track Rating: Good 4, Weather: Fine, Rail Position: +8.5m Entire

Section		Field Times				Overall	1000m	800m	600m	400m	200m	Last 600m	
						1:09.94 (0:13.01)	0:56.93 (0:11.06)	0:45.87 (0:11.71)	0:34.16 (0:11.60)	0:22.56 (0:11.13)	0:11.43 (0:11.43)	0:34.16	
Rank	TAB	Horse/Jockey	Barrier	Top Speed [km/h]	Fastest Section							Margin	Distance Travelled [m]
1	9	SEQUEL	1	69.1	0:11.00	1:09.94 [1]	0:56.58 [4]	0:45.49 [4]	0:33.77 [4]	0:22.32 [3]	0:11.32 [3]	1:09.94	0:33.77
		Damien Thornton		Overall	400m	(0:13.36)	(0:11.09)	(0:11.72)	(0:11.45)	(0:11.00)	(0:11.32)		
2	4	WINNING EDITION	5	69.6	0:10.92	1:10.03 [2]	0:56.67 [3]	0:45.63 [3]	0:33.91 [3]	0:22.39 [4]	0:11.47 [2]	0.54L	0:33.91
		Chloe Wells		Overall	400m	(0:13.36)	(0:11.04)	(0:11.72)	(0:11.52)	(0:10.92)	(0:11.47)		+12
3	10	SHORTCUT	9	67.9	0:11.02	1:10.44 [3]	0:56.88 [7]	0:45.51 [8]	0:33.79 [8]	0:22.35 [7]	0:11.33 [7]	2.94L	0:33.79
		Andrew Mallyon		1000m	400m	(0:13.56)	(0:11.37)	(0:11.72)	(0:11.44)	(0:11.02)	(0:11.33)		+15
4	8	OUR GIRL SCARLETT	2	69.5	0:11.06	1:10.50 [4]	0:57.49 [1]	0:46.43 [1]	0:34.72 [1]	0:23.12 [1]	0:11.99 [1]	3.29L	0:34.72
		Cejay Graham		Overall	1000m	(0:13.01)	(0:11.06)	(0:11.71)	(0:11.60)	(0:11.13)	(0:11.99)		+8
5	7	OUR BRAVE LINI	3	67.4	0:11.07	1:10.61 [5]	0:57.13 [5]	0:45.96 [5]	0:34.25 [6]	0:22.80 [5]	0:11.73 [5]	3.96L	0:34.25
		Les Tilley		Overall	400m	(0:13.48)	(0:11.17)	(0:11.71)	(0:11.45)	(0:11.07)	(0:11.73)		+4
6	6	MOON JEWEL	4	69.0	0:11.11	1:10.71 [6]	0:57.55 [2]	0:46.41 [2]	0:34.76 [2]	0:23.09 [2]	0:11.98 [4]	4.54L	0:34.76
		Jace McMurray		Overall	400m	(0:13.16)	(0:11.14)	(0:11.65)	(0:11.67)	(0:11.11)	(0:11.98)		+13
7	5	CARAMELFUDGESUNDAE	7	66.2	0:11.00	1:10.83 [7]	0:57.04 [9]	0:45.54 [9]	0:33.82 [9]	0:22.59 [9]	0:11.59 [8]	5.23L	0:33.82
		Ben Thompson		1000m	400m	(0:13.79)	(0:11.50)	(0:11.72)	(0:11.23)	(0:11.00)	(0:11.59)		+4
8	2	FARNESINA	6	67.3	0:11.09	1:10.84 [8]	0:57.36 [6]	0:46.12 [6]	0:34.50 [5]	0:22.96 [6]	0:11.87 [6]	5.3L	0:34.50
		Justin Huxtable		1000m	400m	(0:13.48)	(0:11.24)	(0:11.62)	(0:11.54)	(0:11.09)	(0:11.87)		+12
9	3	VALOUROUS COMMAND	8	68.1	0:11.11	1:11.23 [9]	0:57.48 [8]	0:46.37 [7]	0:34.67 [7]	0:23.04 [8]	0:11.73 [9]	7.61L	0:34.67
		Corey Sutherland		Overall	1000m	(0:13.75)	(0:11.11)	(0:11.70)	(0:11.63)	(0:11.31)	(0:11.73)		+9

Scratched: Star Cheval (#11), Extreme Taste (#1), Tilia (#12), Boom Flyer (#13)



Horse/Jockey Name	Sequel
Final Rank	1
Fastest Section Time (Section)	0:11.00 (400m)
Top Speed [km/h] (Section)	69.1 (Overall)
Race State	Finished

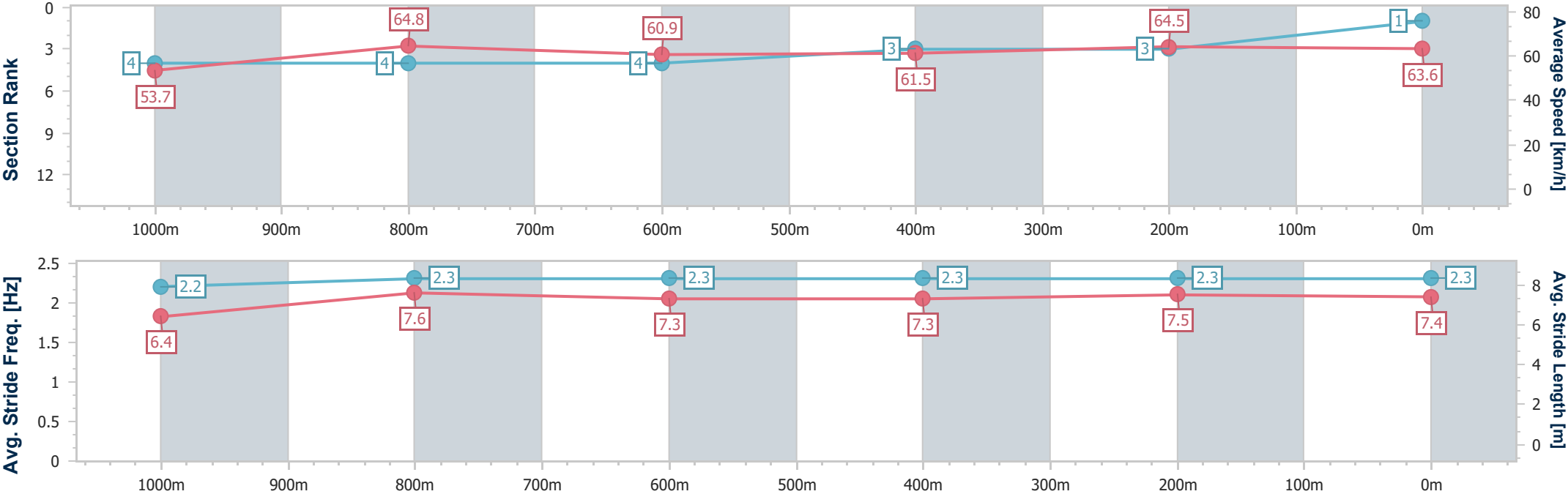


DoombenProfessional  
Race 1: INSUREBUILD Fillies and Mares Maiden Plate - 1200m  
15 October 2025 - 13:25  
Track Rating: Good 4, Weather: Fine, Rail Position: +8.5m Entire



BRISBANE  
RACING CLUB

Section	Overall	1000m	800m	600m	400m	200m								
Section Times	1:09.94 [1] (0:13.36)	0:56.58 [4] (0:11.09)	0:45.49 [4] (0:11.72)	0:33.77 [4] (0:11.45)	0:22.32 [3] (0:11.00)	0:11.32 [3] (0:11.32)								
Average Speed [km/h]	53.7	64.8	60.9	61.5	64.5	63.6								
Top Speed [km/h]	69.1	68.6	62.3	63.4	66.6	65.5								
Avg. Dist. to Rail [m]	1.2	1.1	2.2	4.2	4.4	2.6								
Avg. Stride Freq. [Hz]	2.2	2.3	2.3	2.3	2.3	2.3								
Avg. Stride Length [m]	6.4	7.6	7.3	7.3	7.5	7.4								





Horse/Jockey Name	Winning Edition
Final Rank	2
Fastest Section Time (Section)	0:10.92 (400m)
Top Speed [km/h] (Section)	69.6 (Overall)
Race State	Finished

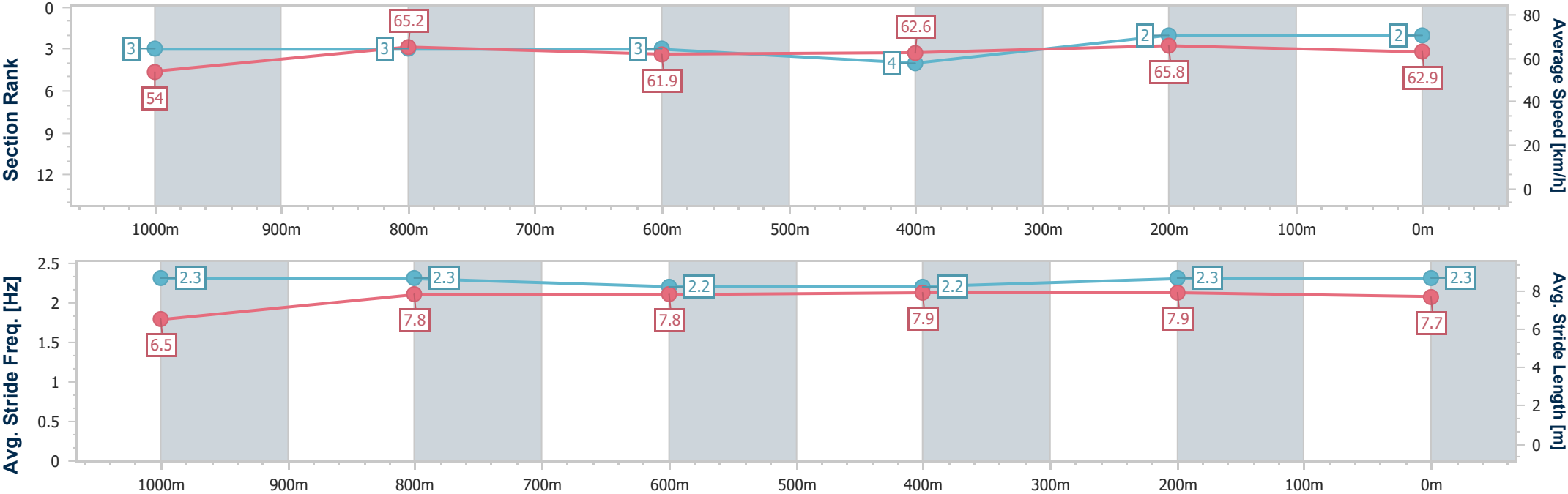


DoombenProfessional  
Race 1: INSUREBUILD Fillies and Mares Maiden Plate - 1200m  
15 October 2025 - 13:25  
Track Rating: Good 4, Weather: Fine, Rail Position: +8.5m Entire



BRISBANE  
RACING CLUB

Section	Overall	1000m	800m	600m	400m	200m							
Section Times	1:10.03 [2] (0:13.36)	0:56.67 [3] (0:11.04)	0:45.63 [3] (0:11.72)	0:33.91 [3] (0:11.52)	0:22.39 [4] (0:10.92)	0:11.47 [2] (0:11.47)							
Average Speed [km/h]	54.0	65.2	61.9	62.6	65.8	62.9							
Top Speed [km/h]	69.6	69.3	63.5	64.9	67.4	65.4							
Avg. Dist. to Rail [m]	4.4	1.1	0.7	0.2	1.5	1.9							
Avg. Stride Freq. [Hz]	2.3	2.3	2.2	2.2	2.3	2.3							
Avg. Stride Length [m]	6.5	7.8	7.8	7.9	7.9	7.7							





Horse/Jockey Name	Shortcut
Final Rank	3
Fastest Section Time (Section)	0:11.02 (400m)
Top Speed [km/h] (Section)	67.9 (1000m)
Race State	Finished

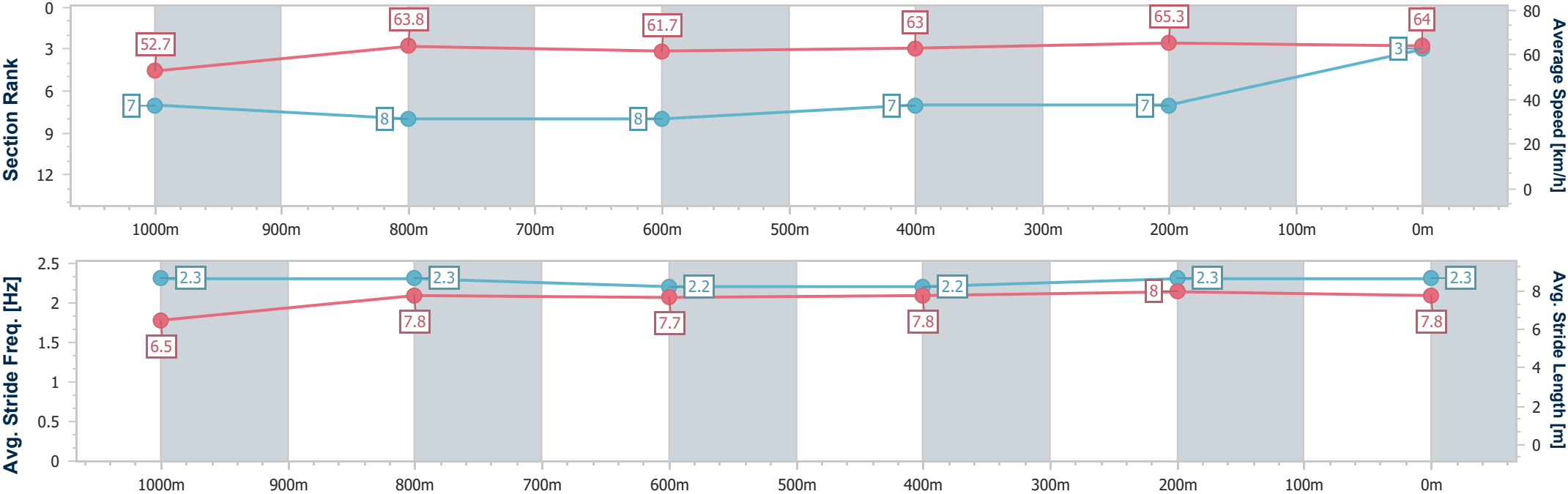


DoombenProfessional  
Race 1: INSUREBUILD Fillies and Mares Maiden Plate - 1200m  
15 October 2025 - 13:25  
Track Rating: Good 4, Weather: Fine, Rail Position: +8.5m Entire



BRISBANE  
RACING CLUB

Section	Overall	1000m	800m	600m	400m	200m								
Section Times	1:10.44 [3] (0:13.56)	0:56.88 [7] (0:11.37)	0:45.51 [8] (0:11.72)	0:33.79 [8] (0:11.44)	0:22.35 [7] (0:11.02)	0:11.33 [7] (0:11.33)								
Average Speed [km/h]	52.7	63.8	61.7	63.0	65.3	64.0								
Top Speed [km/h]	63.3	67.9	63.9	63.7	66.2	66.6								
Avg. Dist. to Rail [m]	7.5	1.7	1.1	0.3	0.2	2.0								
Avg. Stride Freq. [Hz]	2.3	2.3	2.2	2.2	2.3	2.3								
Avg. Stride Length [m]	6.5	7.8	7.7	7.8	8.0	7.8								



[ ] Ranking at each section and finish  
-.-.- No data available at this section  
NA No data available



Horse/Jockey Name	Our Girl Scarlett
Final Rank	4
Fastest Section Time (Section)	0:11.06 (1000m)
Top Speed [km/h] (Section)	69.5 (Overall)
Race State	Finished

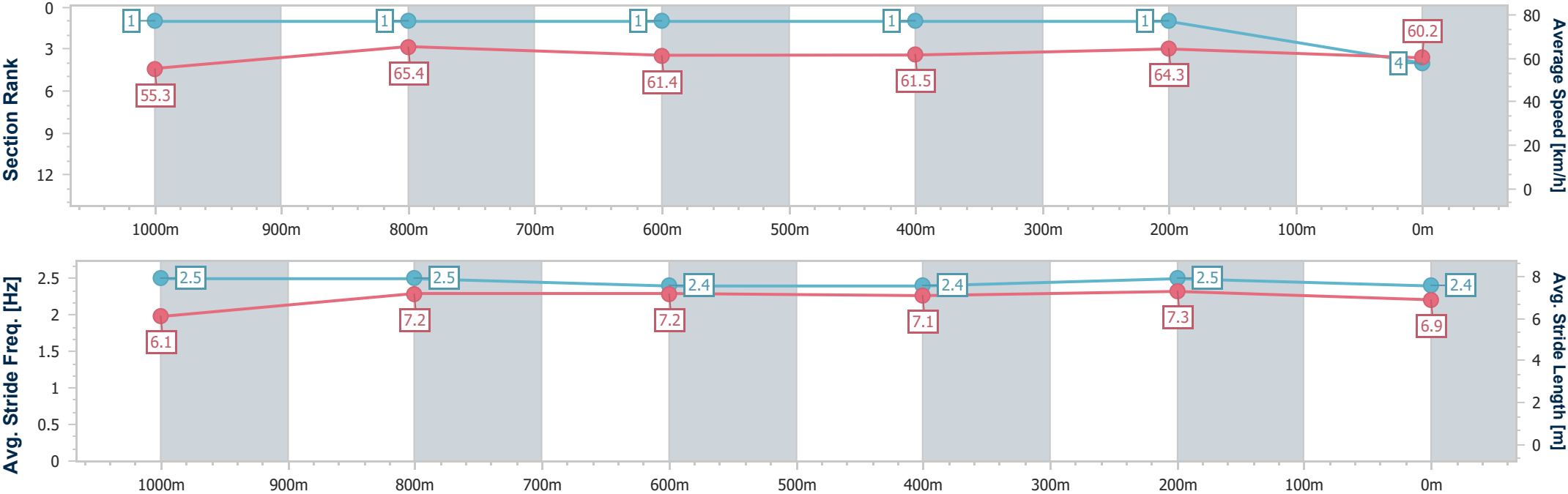


DoombenProfessional  
Race 1: INSUREBUILD Fillies and Mares Maiden Plate - 1200m  
15 October 2025 - 13:25  
Track Rating: Good 4, Weather: Fine, Rail Position: +8.5m Entire



BRISBANE  
RACING CLUB

Section	Overall	1000m	800m	600m	400m	200m							
Section Times	1:10.50 [4] (0:13.01)	0:57.49 [1] (0:11.06)	0:46.43 [1] (0:11.71)	0:34.72 [1] (0:11.60)	0:23.12 [1] (0:11.13)	0:11.99 [1] (0:11.99)							
Average Speed [km/h]	55.3	65.4	61.4	61.5	64.3	60.2							
Top Speed [km/h]	69.5	69.1	62.9	62.7	65.6	63.6							
Avg. Dist. to Rail [m]	2.2	0.7	0.3	1.7	2.3	1.9							
Avg. Stride Freq. [Hz]	2.5	2.5	2.4	2.4	2.5	2.4							
Avg. Stride Length [m]	6.1	7.2	7.2	7.1	7.3	6.9							





Horse/Jockey Name	Our Brave Lini
Final Rank	5
Fastest Section Time (Section)	0:11.07 (400m)
Top Speed [km/h] (Section)	67.4 (Overall)
Race State	Finished

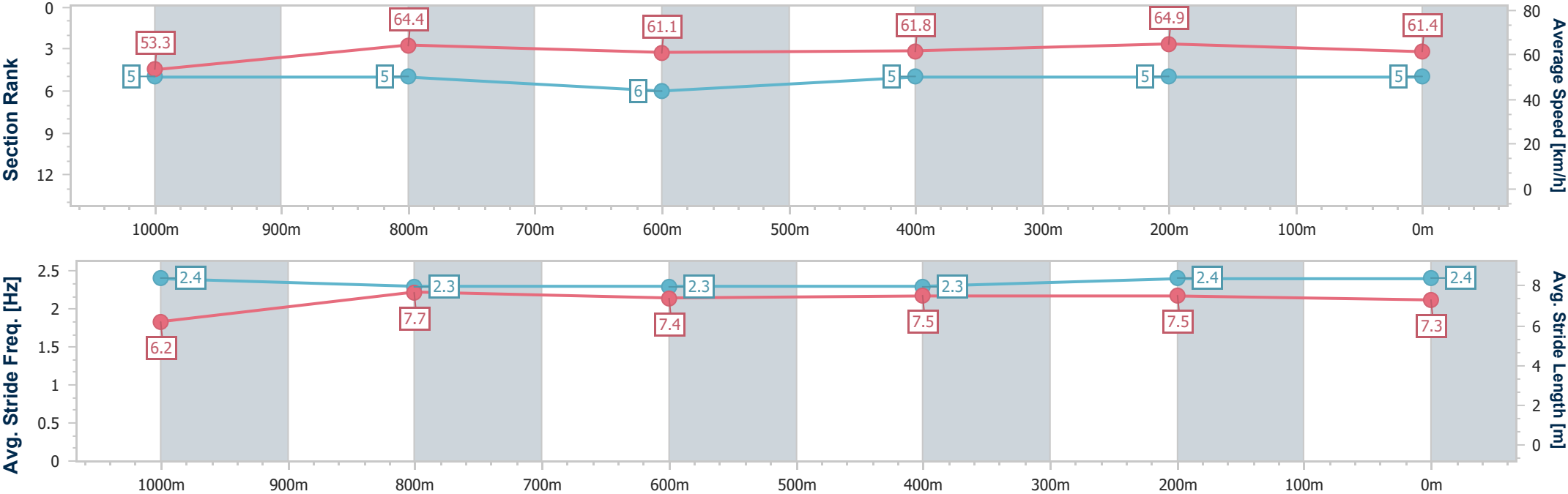


DoombenProfessional  
Race 1: INSUREBUILD Fillies and Mares Maiden Plate - 1200m  
15 October 2025 - 13:25  
Track Rating: Good 4, Weather: Fine, Rail Position: +8.5m Entire



BRISBANE  
RACING CLUB

Section	Overall	1000m	800m	600m	400m	200m							
Section Times	1:10.61 [5] (0:13.48)	0:57.13 [5] (0:11.17)	0:45.96 [5] (0:11.71)	0:34.25 [6] (0:11.45)	0:22.80 [5] (0:11.07)	0:11.73 [5] (0:11.73)							
Average Speed [km/h]	53.3	64.4	61.1	61.8	64.9	61.4							
Top Speed [km/h]	67.4	66.6	62.2	63.0	66.2	64.6							
Avg. Dist. to Rail [m]	2.5	0.9	1.6	2.7	1.7	2.9							
Avg. Stride Freq. [Hz]	2.4	2.3	2.3	2.3	2.4	2.4							
Avg. Stride Length [m]	6.2	7.7	7.4	7.5	7.5	7.3							



[ ] Ranking at each section and finish  
-.-.- No data available at this section  
NA No data available



Horse/Jockey Name	Moon Jewel
Final Rank	6
Fastest Section Time (Section)	0:11.11 (400m)
Top Speed [km/h] (Section)	69.0 (Overall)
Race State	Finished



DoombenProfessional

Race 1: INSUREBUILD Fillies and Mares Maiden Plate - 1200m

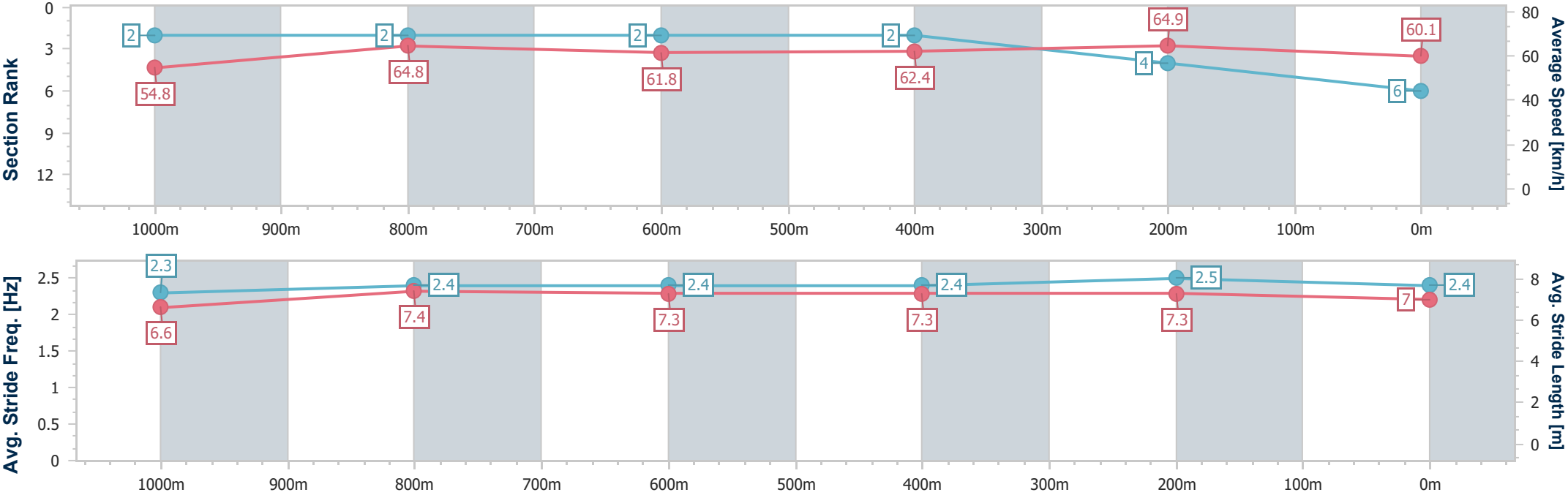
15 October 2025 - 13:25

Track Rating: Good 4, Weather: Fine, Rail Position: +8.5m Entire



BRISBANE  
RACING CLUB

Section	Overall	1000m	800m	600m	400m	200m							
Section Times	1:10.71 [6] (0:13.16)	0:57.55 [2] (0:11.14)	0:46.41 [2] (0:11.65)	0:34.76 [2] (0:11.67)	0:23.09 [2] (0:11.11)	0:11.98 [4] (0:11.98)							
Average Speed [km/h]	54.8	64.8	61.8	62.4	64.9	60.1							
Top Speed [km/h]	69.0	67.6	62.7	64.8	65.9	63.8							
Avg. Dist. to Rail [m]	3.9	0.8	0.6	1.6	1.3	0.9							
Avg. Stride Freq. [Hz]	2.3	2.4	2.4	2.4	2.5	2.4							
Avg. Stride Length [m]	6.6	7.4	7.3	7.3	7.3	7.0							





Horse/Jockey Name	Caramelfudgesundae
Final Rank	7
Fastest Section Time (Section)	0:11.00 (400m)
Top Speed [km/h] (Section)	66.2 (1000m)
Race State	Finished

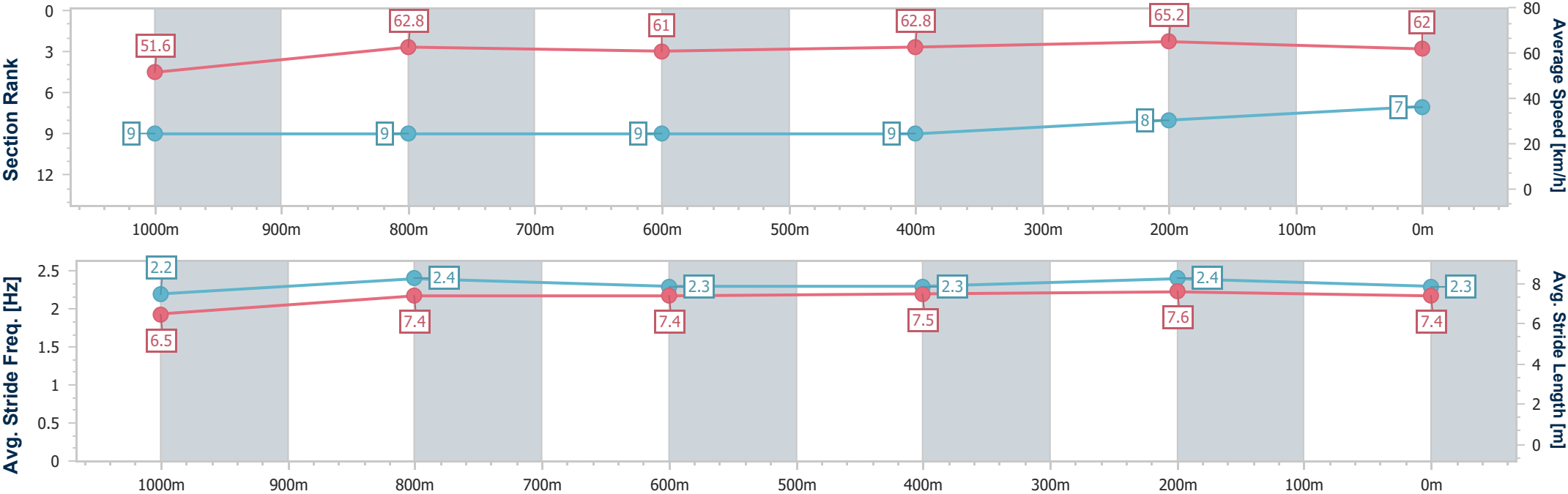


DoombenProfessional  
Race 1: INSUREBUILD Fillies and Mares Maiden Plate - 1200m  
15 October 2025 - 13:25  
Track Rating: Good 4, Weather: Fine, Rail Position: +8.5m Entire



BRISBANE  
RACING CLUB

Section	Overall	1000m	800m	600m	400m	200m							
Section Times	1:10.83 [7] (0:13.79)	0:57.04 [9] (0:11.50)	0:45.54 [9] (0:11.72)	0:33.82 [9] (0:11.23)	0:22.59 [9] (0:11.00)	0:11.59 [8] (0:11.59)							
Average Speed [km/h]	51.6	62.8	61.0	62.8	65.2	62.0							
Top Speed [km/h]	61.6	66.2	63.4	63.3	65.9	66.1							
Avg. Dist. to Rail [m]	5.9	2.6	2.1	4.6	1.7	2.5							
Avg. Stride Freq. [Hz]	2.2	2.4	2.3	2.3	2.4	2.3							
Avg. Stride Length [m]	6.5	7.4	7.4	7.5	7.6	7.4							



[ ] Ranking at each section and finish  
-.-.- No data available at this section  
NA No data available





Horse/Jockey Name	Farnesina
Final Rank	8
Fastest Section Time (Section)	0:11.09 (400m)
Top Speed [km/h] (Section)	67.3 (1000m)
Race State	Finished

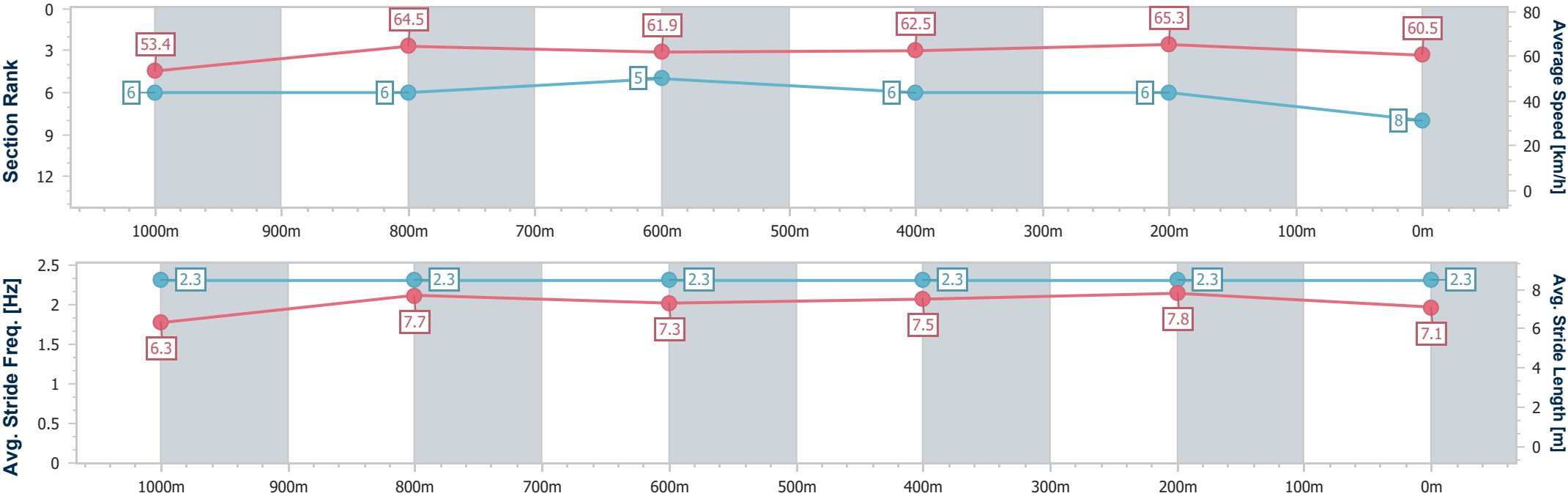


DoombenProfessional  
Race 1: INSUREBUILD Fillies and Mares Maiden Plate - 1200m  
15 October 2025 - 13:25  
Track Rating: Good 4, Weather: Fine, Rail Position: +8.5m Entire



BRISBANE  
RACING CLUB

Section	Overall	1000m	800m	600m	400m	200m							
Section Times	1:10.84 [8] (0:13.48)	0:57.36 [6] (0:11.24)	0:46.12 [6] (0:11.62)	0:34.50 [5] (0:11.54)	0:22.96 [6] (0:11.09)	0:11.87 [6] (0:11.87)							
Average Speed [km/h]	53.4	64.5	61.9	62.5	65.3	60.5							
Top Speed [km/h]	67.1	67.3	64.1	64.4	66.9	64.0							
Avg. Dist. to Rail [m]	5.3	1.2	0.3	0.8	2.9	5.3							
Avg. Stride Freq. [Hz]	2.3	2.3	2.3	2.3	2.3	2.3							
Avg. Stride Length [m]	6.3	7.7	7.3	7.5	7.8	7.1							



[ ] Ranking at each section and finish  
-.-.- No data available at this section  
NA No data available



Horse/Jockey Name	Valourous Command
Final Rank	9
Fastest Section Time (Section)	0:11.11 (1000m)
Top Speed [km/h] (Section)	68.1 (Overall)
Race State	Finished

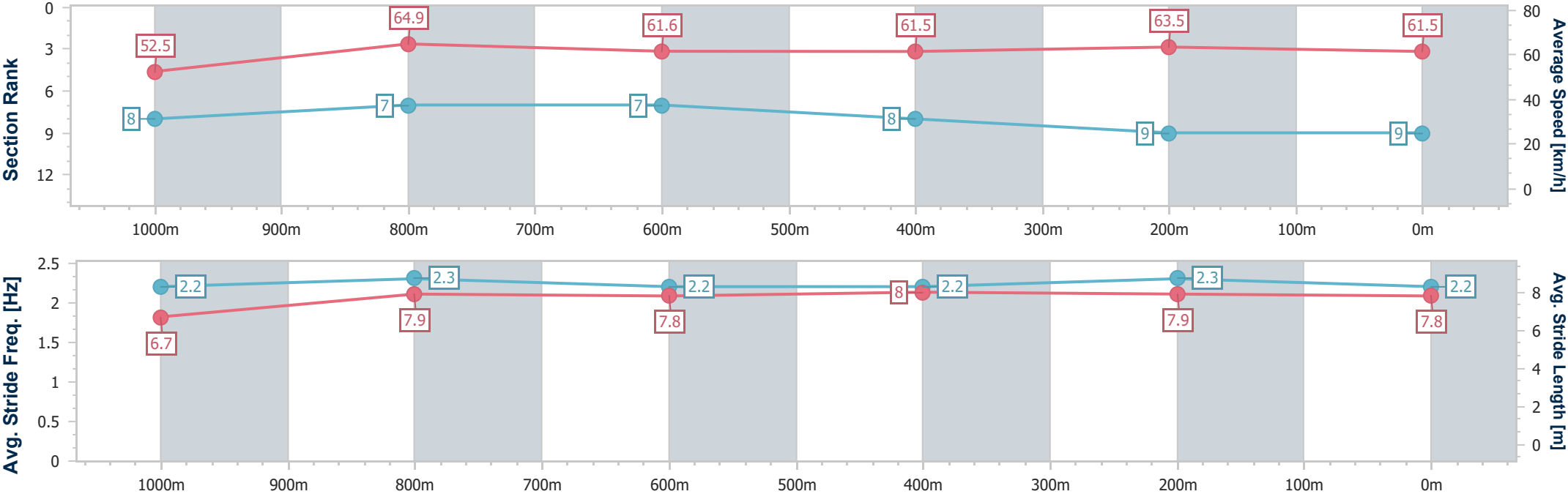


DoombenProfessional  
Race 1: INSUREBUILD Fillies and Mares Maiden Plate - 1200m  
15 October 2025 - 13:25  
Track Rating: Good 4, Weather: Fine, Rail Position: +8.5m Entire



BRISBANE  
RACING CLUB

Section	Overall	1000m	800m	600m	400m	200m							
Section Times	1:11.23 [9] (0:13.75)	0:57.48 [8] (0:11.11)	0:46.37 [7] (0:11.70)	0:34.67 [7] (0:11.63)	0:23.04 [8] (0:11.31)	0:11.73 [9] (0:11.73)							
Average Speed [km/h]	52.5	64.9	61.6	61.5	63.5	61.5							
Top Speed [km/h]	68.1	68.1	63.2	66.0	65.4	63.7							
Avg. Dist. to Rail [m]	5.5	0.3	0.5	0.8	0.5	0.2							
Avg. Stride Freq. [Hz]	2.2	2.3	2.2	2.2	2.3	2.2							
Avg. Stride Length [m]	6.7	7.9	7.8	8.0	7.9	7.8							





## DoombenProfessional

### Race 2: PIRCSA Colts, Geldings and Entires Maiden Plate - 1200m

15 October 2025 - 13:58



BRISBANE  
RACING CLUB

Track Rating: Good 4, Weather: Fine, Rail Position: +8.5m Entire

Section						Overall	1000m	800m	600m	400m	200m	Last 600m		
Field Times						1:10.65 (0:13.29)	0:57.36 (0:10.88)	0:46.48 (0:11.33)	0:35.15 (0:11.94)	0:23.21 (0:11.28)	0:11.93 (0:11.93)	0:35.15		
Rank	TAB	Horse/Jockey	Barrier	Top Speed [km/h]	Fastest Section							Margin	Distance Travelled [m]	
1	5	ARMES	6	67.4	0:10.88	1:10.65 [1]	0:57.36 [1]	0:46.48 [1]	0:35.15 [1]	0:23.21 [1]	0:11.93 [1]	1:10.65	0:35.15	
		Ben Thompson		800m	1000m	(0:13.29)	(0:10.88)	(0:11.33)	(0:11.94)	(0:11.28)	(0:11.93)			
2	12	SWAG	5	67.6	0:10.93	1:10.67 [2]	0:56.98 [6]	0:46.05 [6]	0:34.66 [6]	0:22.68 [5]	0:11.50 [4]	0.11L	0:34.66	+2
		Rory Hutchings		1000m	1000m	(0:13.69)	(0:10.93)	(0:11.39)	(0:11.98)	(0:11.18)	(0:11.50)			
3	4	STABILIZER	8	67.0	0:10.93	1:10.93 [3]	0:56.99 [7]	0:46.06 [7]	0:34.61 [7]	0:22.67 [7]	0:11.50 [7]	1.65L	0:34.61	+0
		Stacey Callow		1000m	1000m	(0:13.94)	(0:10.93)	(0:11.45)	(0:11.94)	(0:11.17)	(0:11.50)			
4	2	EXPRESS STAR	1	67.8	0:10.84	1:11.10 [4]	0:57.44 [5]	0:46.60 [5]	0:35.12 [5]	0:23.10 [6]	0:11.79 [6]	2.65L	0:35.12	-1
		Tahlia Fenlon		1000m	1000m	(0:13.66)	(0:10.84)	(0:11.48)	(0:12.02)	(0:11.31)	(0:11.79)			
5	10	ODIN'S MOUNT	2	67.9	0:10.73	1:11.14 [5]	0:57.59 [4]	0:46.86 [2]	0:35.40 [2]	0:23.47 [2]	0:12.12 [2]	2.91L	0:35.40	-10
		Daniel Moor		1000m	1000m	(0:13.55)	(0:10.73)	(0:11.46)	(0:11.93)	(0:11.35)	(0:12.12)			
6	8	EXCEEDINGLY BRAZEN	4	67.7	0:10.95	1:11.29 [6]	0:57.80 [2]	0:46.85 [3]	0:35.43 [3]	0:23.56 [3]	0:12.14 [3]	3.75L	0:35.43	-3
		Robbie Dolan		1000m	1000m	(0:13.49)	(0:10.95)	(0:11.42)	(0:11.87)	(0:11.42)	(0:12.14)			
7	6	CROCODILE PIE	3	67.6	0:10.96	1:11.41 [7]	0:57.89 [3]	0:46.93 [4]	0:35.46 [4]	0:23.53 [4]	0:12.18 [5]	4.49L	0:35.46	+4
		Cejay Graham		1000m	1000m	(0:13.52)	(0:10.96)	(0:11.47)	(0:11.93)	(0:11.35)	(0:12.18)			

Scratched: Elrond (#1), Strenuous (#11), Devine Squire (#7), I Say I Say (#9), French Guy (#3)



Horse/Jockey Name	Armes
Final Rank	1
Fastest Section Time (Section)	0:10.88 (1000m)
Top Speed [km/h] (Section)	67.4 (800m)
Race State	Finished

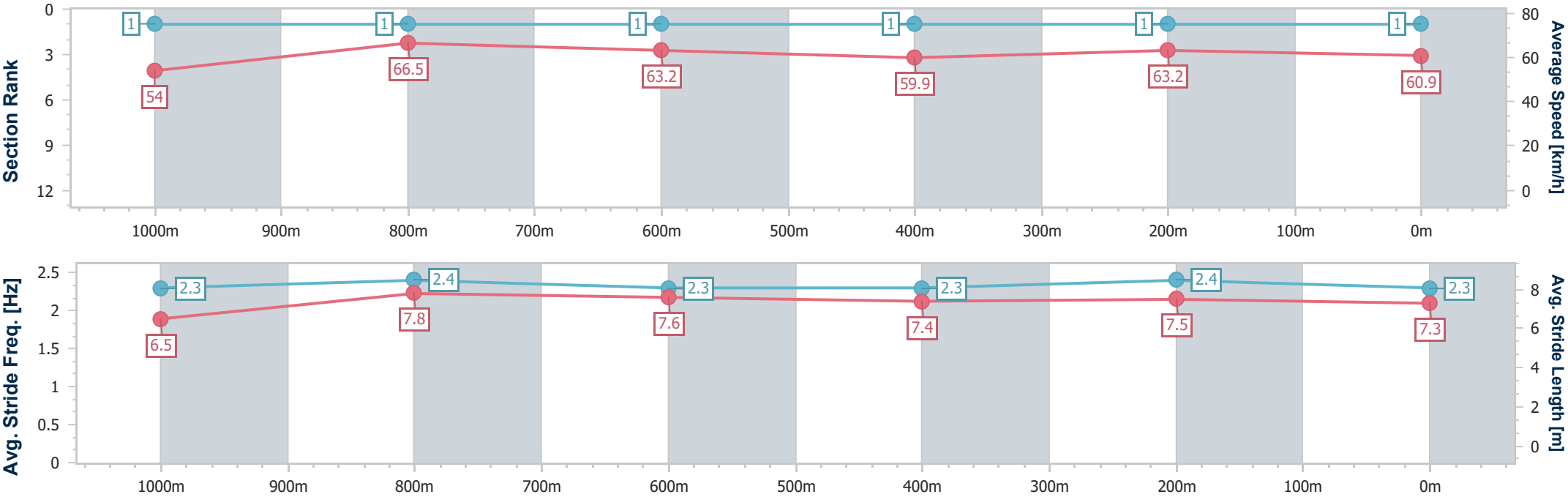


DoombenProfessional  
Race 2: PIRCSA Colts, Geldings and Entires Maiden Plate - 1200m  
15 October 2025 - 13:58  
Track Rating: Good 4, Weather: Fine, Rail Position: +8.5m Entire



BRISBANE  
RACING CLUB

Section	Overall	1000m	800m	600m	400m	200m							
Section Times	1:10.65 [1] (0:13.29)	0:57.36 [1] (0:10.88)	0:46.48 [1] (0:11.33)	0:35.15 [1] (0:11.94)	0:23.21 [1] (0:11.28)	0:11.93 [1] (0:11.93)							
Average Speed [km/h]	54.0	66.5	63.2	59.9	63.2	60.9							
Top Speed [km/h]	63.1	67.4	67.4	63.5	64.5	64.7							
Avg. Dist. to Rail [m]	5.3	2.6	1.2	1.6	1.8	2.1							
Avg. Stride Freq. [Hz]	2.3	2.4	2.3	2.3	2.4	2.3							
Avg. Stride Length [m]	6.5	7.8	7.6	7.4	7.5	7.3							





Horse/Jockey Name	Swag
Final Rank	2
Fastest Section Time (Section)	0:10.93 (1000m)
Top Speed [km/h] (Section)	67.6 (1000m)
Race State	Finished

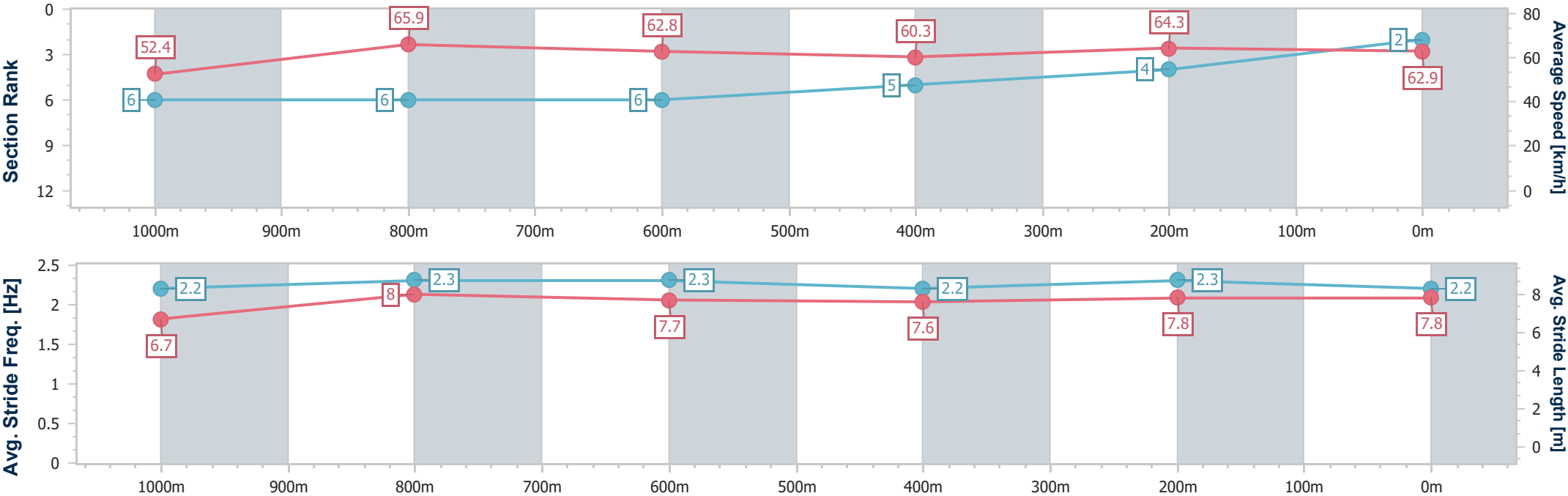


DoombenProfessional  
Race 2: PIRCSA Colts, Geldings and Entires Maiden Plate - 1200m  
15 October 2025 - 13:58  
Track Rating: Good 4, Weather: Fine, Rail Position: +8.5m Entire



BRISBANE  
RACING CLUB

Section	Overall	1000m	800m	600m	400m	200m								
Section Times	1:10.67 [2] (0:13.69)	0:56.98 [6] (0:10.93)	0:46.05 [6] (0:11.39)	0:34.66 [6] (0:11.98)	0:22.68 [5] (0:11.18)	0:11.50 [4] (0:11.50)								
Average Speed [km/h]	52.4	65.9	62.8	60.3	64.3	62.9								
Top Speed [km/h]	62.1	67.6	66.6	63.5	65.3	65.7								
Avg. Dist. to Rail [m]	3.7	1.1	0.4	0.5	1.5	4.2								
Avg. Stride Freq. [Hz]	2.2	2.3	2.3	2.2	2.3	2.2								
Avg. Stride Length [m]	6.7	8.0	7.7	7.6	7.8	7.8								





Horse/Jockey Name	Stabilizer
Final Rank	3
Fastest Section Time (Section)	0:10.93 (1000m)
Top Speed [km/h] (Section)	67.0 (1000m)
Race State	Finished

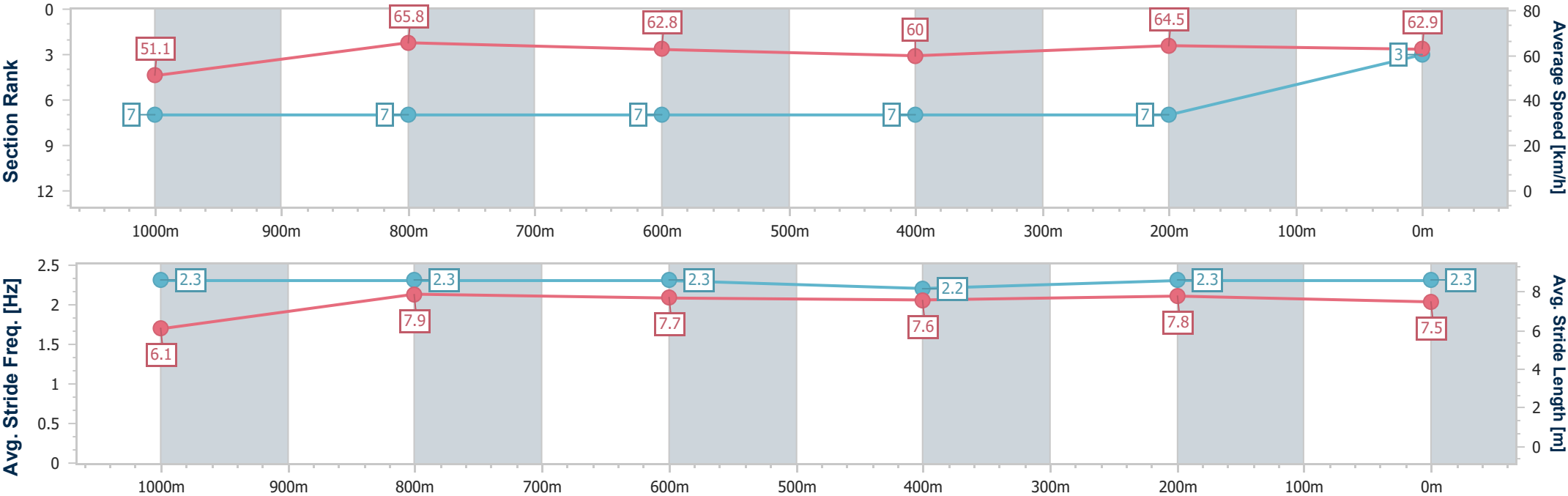


DoombenProfessional  
Race 2: PIRCSA Colts, Geldings and Entires Maiden Plate - 1200m  
15 October 2025 - 13:58  
Track Rating: Good 4, Weather: Fine, Rail Position: +8.5m Entire



BRISBANE  
RACING CLUB

Section	Overall	1000m	800m	600m	400m	200m							
Section Times	1:10.93 [3] (0:13.94)	0:56.99 [7] (0:10.93)	0:46.06 [7] (0:11.45)	0:34.61 [7] (0:11.94)	0:22.67 [7] (0:11.17)	0:11.50 [7] (0:11.50)							
Average Speed [km/h]	51.1	65.8	62.8	60.0	64.5	62.9							
Top Speed [km/h]	61.3	67.0	66.8	63.6	65.3	65.6							
Avg. Dist. to Rail [m]	6.0	1.8	1.1	0.8	2.3	5.5							
Avg. Stride Freq. [Hz]	2.3	2.3	2.3	2.2	2.3	2.3							
Avg. Stride Length [m]	6.1	7.9	7.7	7.6	7.8	7.5							





Horse/Jockey Name	Express Star
Final Rank	4
Fastest Section Time (Section)	0:10.84 (1000m)
Top Speed [km/h] (Section)	67.8 (1000m)
Race State	Finished

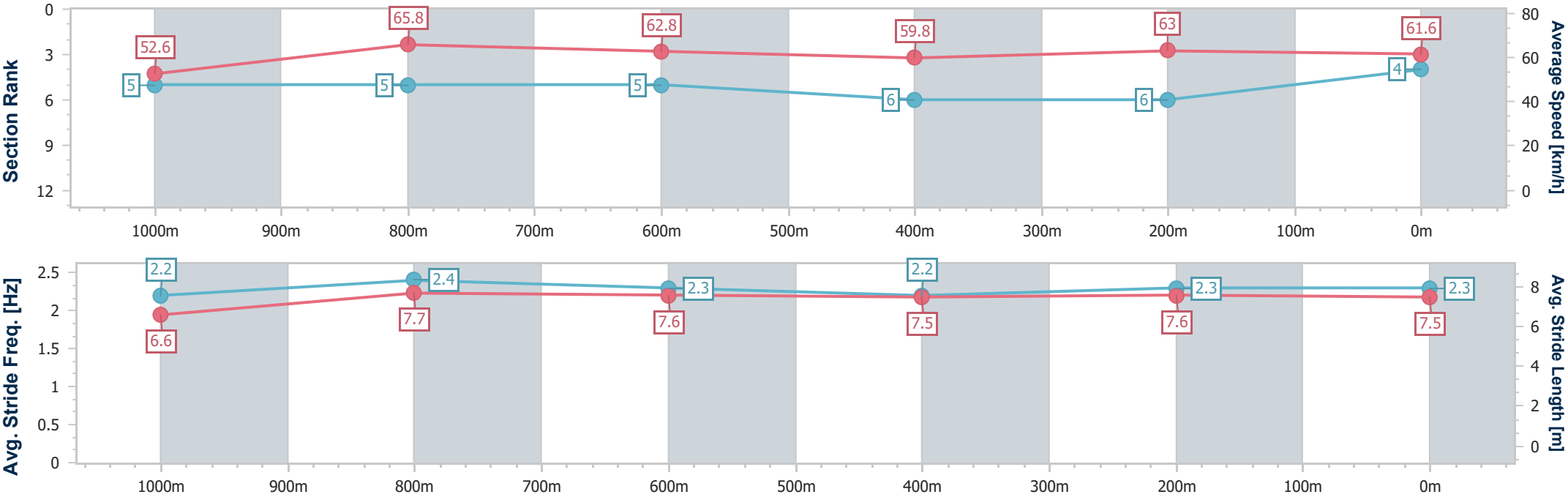


DooombenProfessional  
Race 2: PIRCSA Colts, Geldings and Entires Maiden Plate - 1200m  
15 October 2025 - 13:58  
Track Rating: Good 4, Weather: Fine, Rail Position: +8.5m Entire



BRISBANE  
RACING CLUB

Section	Overall	1000m	800m	600m	400m	200m								
Section Times	1:11.10 [4] (0:13.66)	0:57.44 [5] (0:10.84)	0:46.60 [5] (0:11.48)	0:35.12 [5] (0:12.02)	0:23.10 [6] (0:11.31)	0:11.79 [6] (0:11.79)								
Average Speed [km/h]	52.6	65.8	62.8	59.8	63.0	61.6								
Top Speed [km/h]	62.5	67.8	67.2	63.2	64.4	64.4								
Avg. Dist. to Rail [m]	0.9	0.4	0.4	1.0	1.6	1.1								
Avg. Stride Freq. [Hz]	2.2	2.4	2.3	2.2	2.3	2.3								
Avg. Stride Length [m]	6.6	7.7	7.6	7.5	7.6	7.5								





Horse/Jockey Name	Odin's Mount
Final Rank	5
Fastest Section Time (Section)	0:10.73 (1000m)
Top Speed [km/h] (Section)	67.9 (1000m)
Race State	Finished

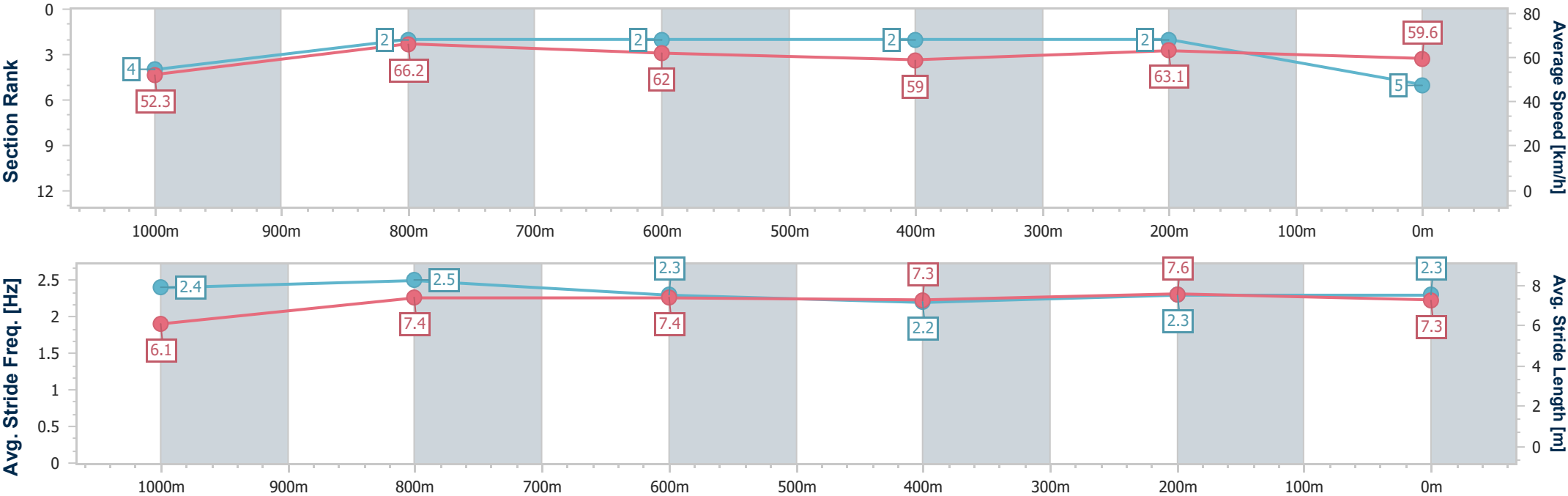


DooombenProfessional  
Race 2: PIRCSA Colts, Geldings and Entires Maiden Plate - 1200m  
15 October 2025 - 13:58  
Track Rating: Good 4, Weather: Fine, Rail Position: +8.5m Entire



BRISBANE  
RACING CLUB

Section	Overall	1000m	800m	600m	400m	200m							
Section Times	1:11.14 [5] (0:13.55)	0:57.59 [4] (0:10.73)	0:46.86 [2] (0:11.46)	0:35.40 [2] (0:11.93)	0:23.47 [2] (0:11.35)	0:12.12 [2] (0:12.12)							
Average Speed [km/h]	52.3	66.2	62.0	59.0	63.1	59.6							
Top Speed [km/h]	63.1	67.9	67.3	62.6	64.1	64.0							
Avg. Dist. to Rail [m]	2.1	0.8	1.9	2.3	1.8	2.3							
Avg. Stride Freq. [Hz]	2.4	2.5	2.3	2.2	2.3	2.3							
Avg. Stride Length [m]	6.1	7.4	7.4	7.3	7.6	7.3							







Horse/Jockey Name	Exceedingly Brazen
Final Rank	6
Fastest Section Time (Section)	0:10.95 (1000m)
Top Speed [km/h] (Section)	67.7 (1000m)
Race State	Finished

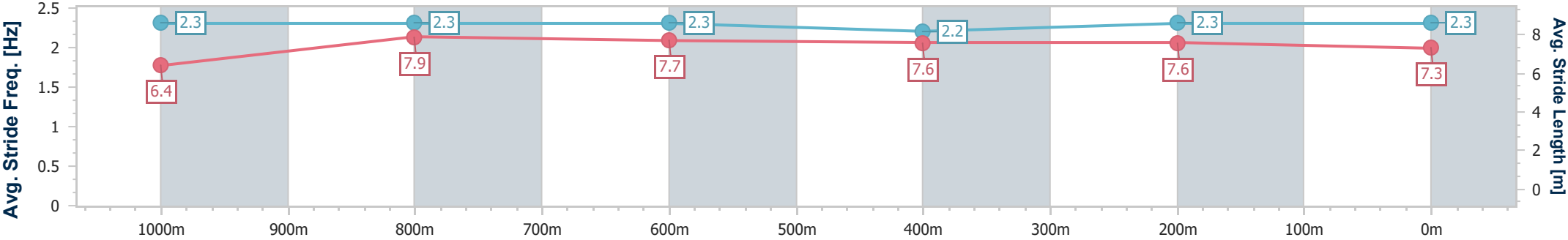
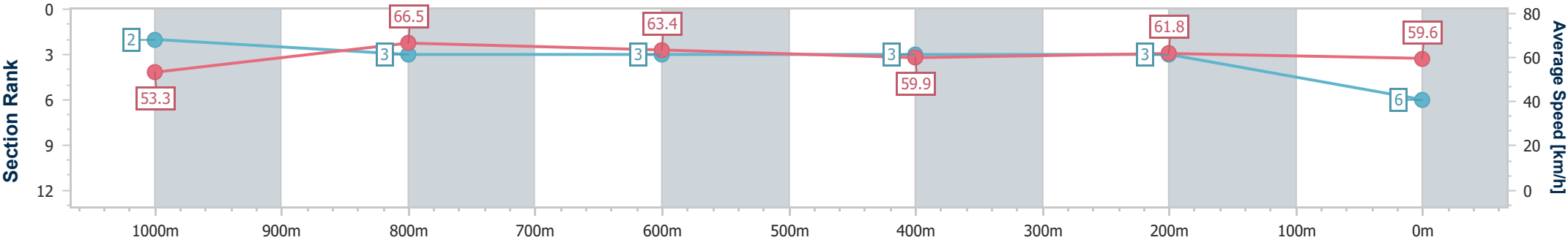


DoombenProfessional  
Race 2: PIRCSA Colts, Geldings and Entires Maiden Plate - 1200m  
15 October 2025 - 13:58  
Track Rating: Good 4, Weather: Fine, Rail Position: +8.5m Entire



BRISBANE  
RACING CLUB

Section	Overall	1000m	800m	600m	400m	200m							
Section Times	1:11.29 [6] (0:13.49)	0:57.80 [2] (0:10.95)	0:46.85 [3] (0:11.42)	0:35.43 [3] (0:11.87)	0:23.56 [3] (0:11.42)	0:12.14 [3] (0:12.14)							
Average Speed [km/h]	53.3	66.5	63.4	59.9	61.8	59.6							
Top Speed [km/h]	63.1	67.7	67.3	63.8	63.4	63.5							
Avg. Dist. to Rail [m]	4.6	4.1	1.0	2.3	2.6	0.9							
Avg. Stride Freq. [Hz]	2.3	2.3	2.3	2.2	2.3	2.3							
Avg. Stride Length [m]	6.4	7.9	7.7	7.6	7.6	7.3							





Horse/Jockey Name	Crocodile Pie
Final Rank	7
Fastest Section Time (Section)	0:10.96 (1000m)
Top Speed [km/h] (Section)	67.6 (1000m)
Race State	Finished

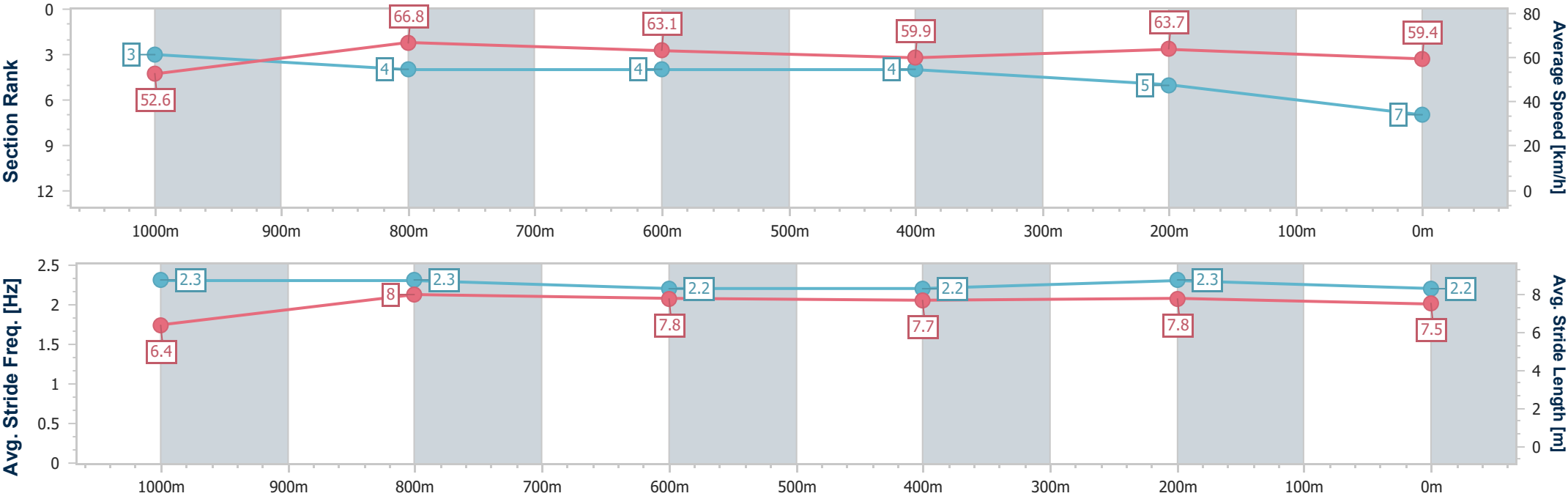


DoombenProfessional  
Race 2: PIRCSA Colts, Geldings and Entires Maiden Plate - 1200m  
15 October 2025 - 13:58  
Track Rating: Good 4, Weather: Fine, Rail Position: +8.5m Entire



BRISBANE  
RACING CLUB

Section	Overall	1000m	800m	600m	400m	200m								
Section Times	1:11.41 [7] (0:13.52)	0:57.89 [3] (0:10.96)	0:46.93 [4] (0:11.47)	0:35.46 [4] (0:11.93)	0:23.53 [4] (0:11.35)	0:12.18 [5] (0:12.18)								
Average Speed [km/h]	52.6	66.8	63.1	59.9	63.7	59.4								
Top Speed [km/h]	63.1	67.6	66.8	63.8	64.6	64.6								
Avg. Dist. to Rail [m]	2.6	2.2	1.3	0.4	1.5	2.7								
Avg. Stride Freq. [Hz]	2.3	2.3	2.2	2.2	2.3	2.2								
Avg. Stride Length [m]	6.4	8.0	7.8	7.7	7.8	7.5								





# DoombenProfessional

## Race 3: STEAMATIC QTIS Three-Year-Old Maiden Handicap - 1200m

15 October 2025 - 14:33



BRISBANE  
RACING CLUB

Track Rating: Good 4, Weather: Fine, Rail Position: +8.5m Entire

Section		Overall				1000m	800m	600m	400m	200m	Last 600m		
Field Times		1:09.74 (0:13.26)				0:56.48 (0:11.10)	0:45.38 (0:11.54)	0:33.84 (0:11.47)	0:22.37 (0:10.92)	0:11.45 (0:11.45)	0:33.84		
Rank	TAB Horse/Jockey	Barrier	Top Speed [km/h]	Fastest Section							Margin	Distance Travelled [m]	
1	5 BRAVE MONARCH Martin Harley	2	69.1 400m	0:10.75 400m	1:09.74 [1] (0:13.62)	0:56.12 [8] (0:11.28)	0:44.84 [9] (0:11.57)	0:33.27 [7] (0:11.34)	0:21.93 [6] (0:10.75)	0:11.18 [3] (0:11.18)	1:09.74	0:33.27	
2	7 CARDONETTE Ben Thompson	9	68.1 400m	0:10.83 400m	1:09.80 [2] (0:13.26)	0:56.54 [1] (0:11.19)	0:45.35 [2] (0:11.47)	0:33.88 [2] (0:11.54)	0:22.34 [2] (0:10.83)	0:11.51 [1] (0:11.51)	0.33L	0:33.88	+4
3	16 MISHANI PRINCE Les Tilley	1	67.3 Overall	0:11.08 400m	1:10.31 [3] (0:13.31)	0:57.00 [3] (0:11.25)	0:45.75 [4] (0:11.51)	0:34.24 [4] (0:11.47)	0:22.77 [3] (0:11.08)	0:11.69 [4] (0:11.69)	3.33L	0:34.24	-1
4	8 DIALIDAE Luke Dempsey	7	68.8 Overall	0:11.02 400m	1:10.38 [4] (0:13.28)	0:57.10 [2] (0:11.08)	0:46.02 [1] (0:11.54)	0:34.48 [1] (0:11.47)	0:23.01 [1] (0:11.02)	0:11.99 [2] (0:11.99)	3.76L	0:34.48	-2
5	9 ON POINT PIXIE Dylan Turner	5	67.1 Overall	0:11.02 400m	1:10.43 [5] (0:13.40)	0:57.03 [4] (0:11.24)	0:45.79 [5] (0:11.51)	0:34.28 [5] (0:11.47)	0:22.81 [5] (0:11.02)	0:11.79 [5] (0:11.79)	4.03L	0:34.28	+3
6	17 MISHANI WITNESS Tiffani Brooker	6	69.2 Overall	0:10.96 1000m	1:10.86 [6] (0:13.56)	0:57.30 [6] (0:10.96)	0:46.34 [3] (0:11.53)	0:34.81 [3] (0:11.50)	0:23.31 [4] (0:11.20)	0:12.11 [6] (0:12.11)	6.59L	0:34.81	+3
7	1 KING COBAMA Jace McMurray	10	67.5 1000m	0:11.06 400m	1:11.06 [7] (0:13.52)	0:57.54 [5] (0:11.19)	0:46.35 [7] (0:11.78)	0:34.57 [8] (0:11.52)	0:23.05 [8] (0:11.06)	0:11.99 [7] (0:11.99)	7.71L	0:34.57	+5
8	11 URBAN PRINCESS Rory Hutchings	8	66.8 Overall	0:11.18 1000m	1:11.32 [8] (0:13.68)	0:57.64 [10] (0:11.18)	0:46.46 [8] (0:11.72)	0:34.74 [9] (0:11.43)	0:23.31 [8] (0:11.32)	0:11.99 [10] (0:11.99)	9.25L	0:34.74	+3
9	15 TILIA Cejay Graham	4	69.7 1000m	0:11.09 1000m	1:11.55 [9] (0:13.59)	0:57.96 [7] (0:11.09)	0:46.87 [6] (0:11.70)	0:35.17 [6] (0:11.59)	0:23.58 [7] (0:11.34)	0:12.24 [9] (0:12.24)	10.6L	0:35.17	+4
10	6 I SAY I SAY Damien Thornton	3	68.5 1000m	0:11.25 400m	1:12.01 [10] (0:13.64)	0:58.37 [9] (0:11.28)	0:47.09 [10] (0:11.76)	0:35.33 [10] (0:11.34)	0:23.99 [10] (0:11.25)	0:12.74 [8] (0:12.74)	13.33L	0:35.33	+2

Scratched: Caramelfudgesundae (#13), Our Brave Lini (#10), Our Girl Scarlett (#12), Odin's Mount (#4), Armes (#2), Crocodile Pie (#3), Exceedingly Brazen (#14)



Horse/Jockey Name	Brave Monarch
Final Rank	1
Fastest Section Time (Section)	0:10.75 (400m)
Top Speed [km/h] (Section)	69.1 (400m)
Race State	Finished

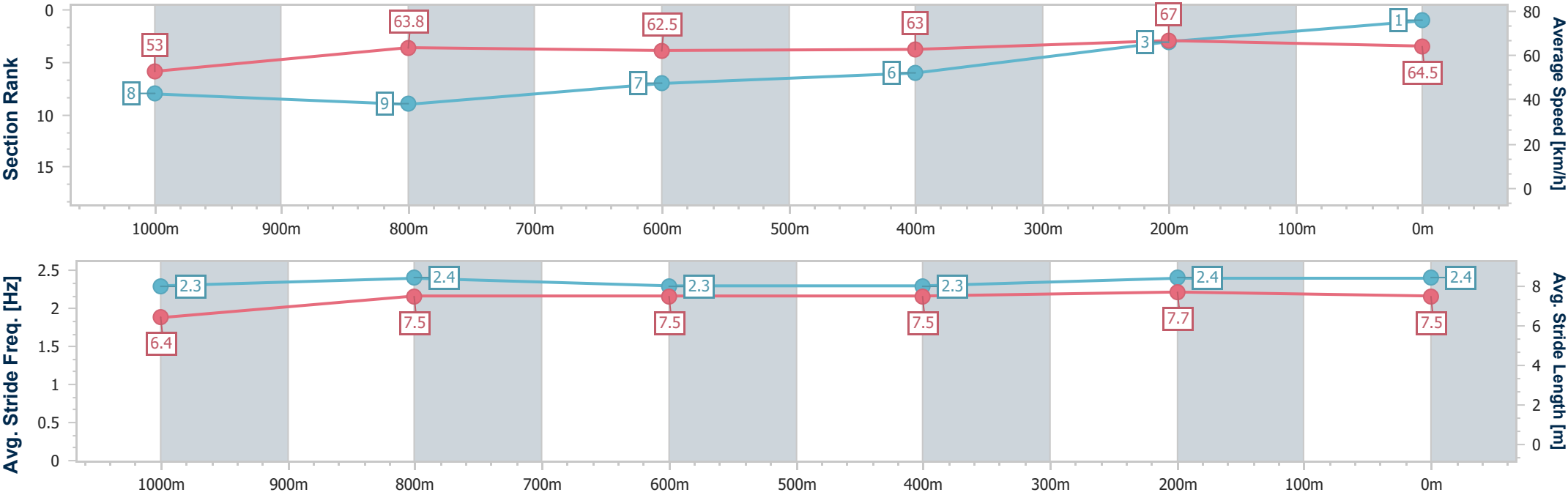


DoombenProfessional  
Race 3: STEAMATIC QTIS Three-Year-Old Maiden Handicap - 1200m  
15 October 2025 - 14:33  
Track Rating: Good 4, Weather: Fine, Rail Position: +8.5m Entire



BRISBANE  
RACING CLUB

Section	Overall	1000m	800m	600m	400m	200m								
Section Times	1:09.74 [1] (0:13.62)	0:56.12 [8] (0:11.28)	0:44.84 [9] (0:11.57)	0:33.27 [7] (0:11.34)	0:21.93 [6] (0:10.75)	0:11.18 [3] (0:11.18)								
Average Speed [km/h]	53.0	63.8	62.5	63.0	67.0	64.5								
Top Speed [km/h]	66.9	67.1	62.8	65.1	69.1	68.3								
Avg. Dist. to Rail [m]	1.8	0.3	0.6	0.4	1.2	1.5								
Avg. Stride Freq. [Hz]	2.3	2.4	2.3	2.3	2.4	2.4								
Avg. Stride Length [m]	6.4	7.5	7.5	7.5	7.7	7.5								





Horse/Jockey Name	Cardonette
Final Rank	2
Fastest Section Time (Section)	0:10.83 (400m)
Top Speed [km/h] (Section)	68.1 (400m)
Race State	Finished

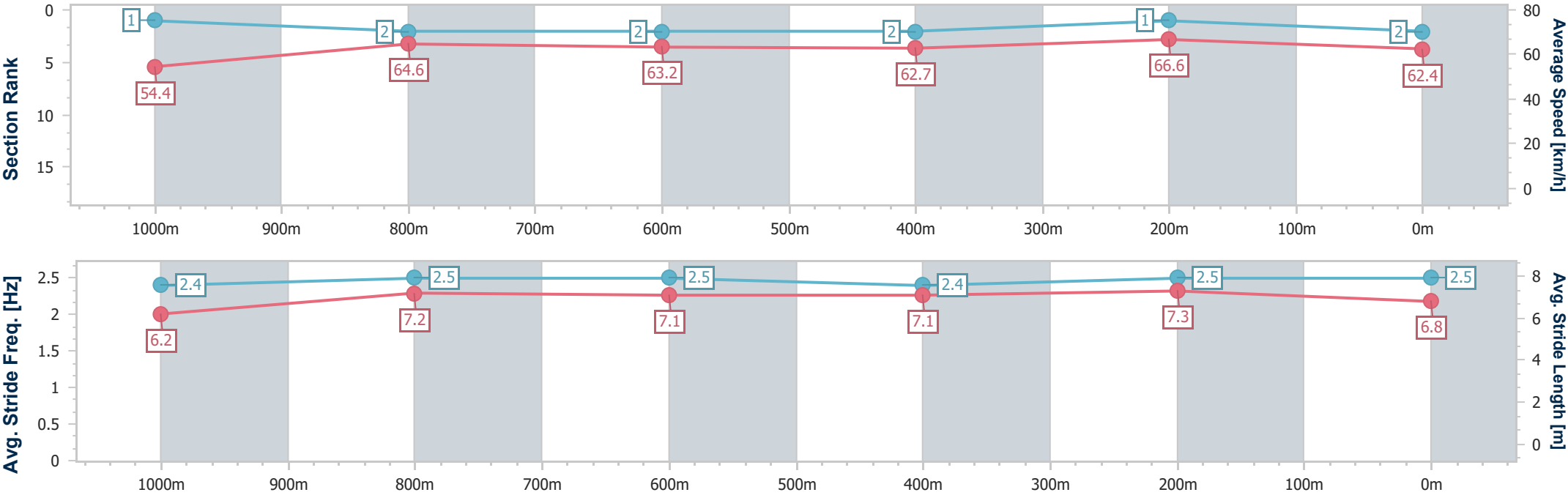


DoombenProfessional  
Race 3: STEAMATIC QTIS Three-Year-Old Maiden Handicap - 1200m  
15 October 2025 - 14:33  
Track Rating: Good 4, Weather: Fine, Rail Position: +8.5m Entire



BRISBANE  
RACING CLUB

Section	Overall	1000m	800m	600m	400m	200m								
Section Times	1:09.80 [2] (0:13.26)	0:56.54 [1] (0:11.19)	0:45.35 [2] (0:11.47)	0:33.88 [2] (0:11.54)	0:22.34 [2] (0:10.83)	0:11.51 [1] (0:11.51)								
Average Speed [km/h]	54.4	64.6	63.2	62.7	66.6	62.4								
Top Speed [km/h]	67.8	66.4	64.1	64.1	68.1	65.5								
Avg. Dist. to Rail [m]	8.2	2.3	1.4	1.3	0.4	0.4								
Avg. Stride Freq. [Hz]	2.4	2.5	2.5	2.4	2.5	2.5								
Avg. Stride Length [m]	6.2	7.2	7.1	7.1	7.3	6.8								





Horse/Jockey Name	Mishani Prince
Final Rank	3
Fastest Section Time (Section)	0:11.08 (400m)
Top Speed [km/h] (Section)	67.3 (Overall)
Race State	Finished

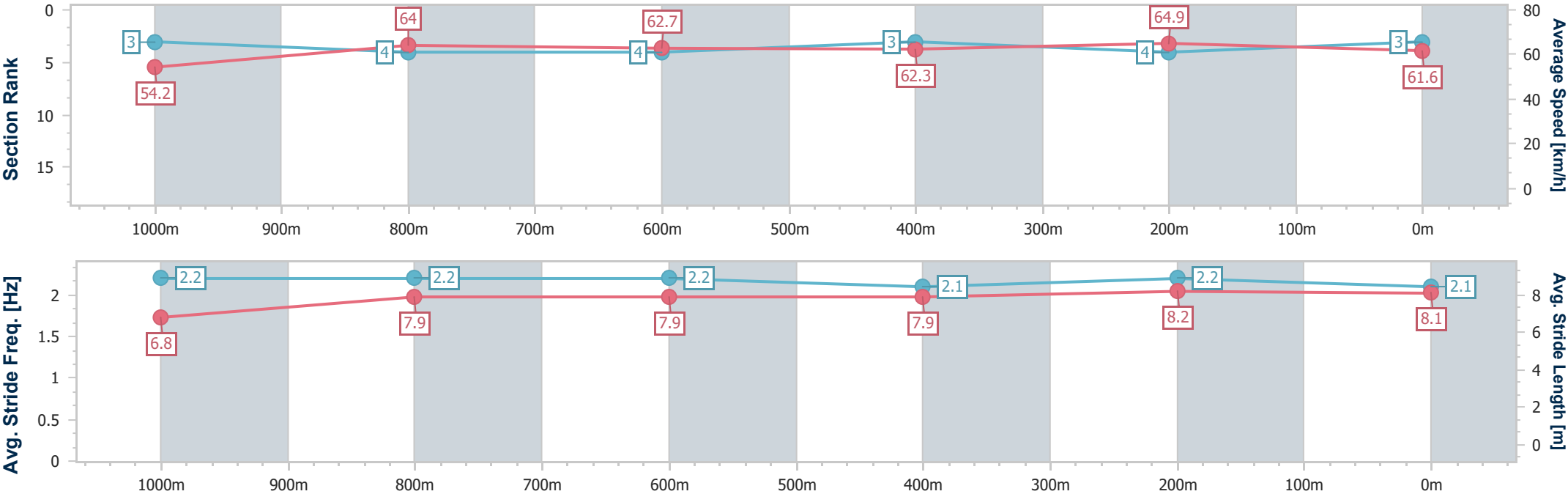


DoombenProfessional  
Race 3: STEAMATIC QTIS Three-Year-Old Maiden Handicap - 1200m  
15 October 2025 - 14:33  
Track Rating: Good 4, Weather: Fine, Rail Position: +8.5m Entire



BRISBANE  
RACING CLUB

Section	Overall	1000m	800m	600m	400m	200m								
Section Times	1:10.31 [3] (0:13.31)	0:57.00 [3] (0:11.25)	0:45.75 [4] (0:11.51)	0:34.24 [4] (0:11.47)	0:22.77 [3] (0:11.08)	0:11.69 [4] (0:11.69)								
Average Speed [km/h]	54.2	64.0	62.7	62.3	64.9	61.6								
Top Speed [km/h]	67.3	66.2	63.7	63.5	66.0	64.8								
Avg. Dist. to Rail [m]	1.2	0.4	0.3	0.8	1.1	0.9								
Avg. Stride Freq. [Hz]	2.2	2.2	2.2	2.1	2.2	2.1								
Avg. Stride Length [m]	6.8	7.9	7.9	7.9	8.2	8.1								





Horse/Jockey Name	Dialidae
Final Rank	4
Fastest Section Time (Section)	0:11.02 (400m)
Top Speed [km/h] (Section)	68.8 (Overall)
Race State	Finished

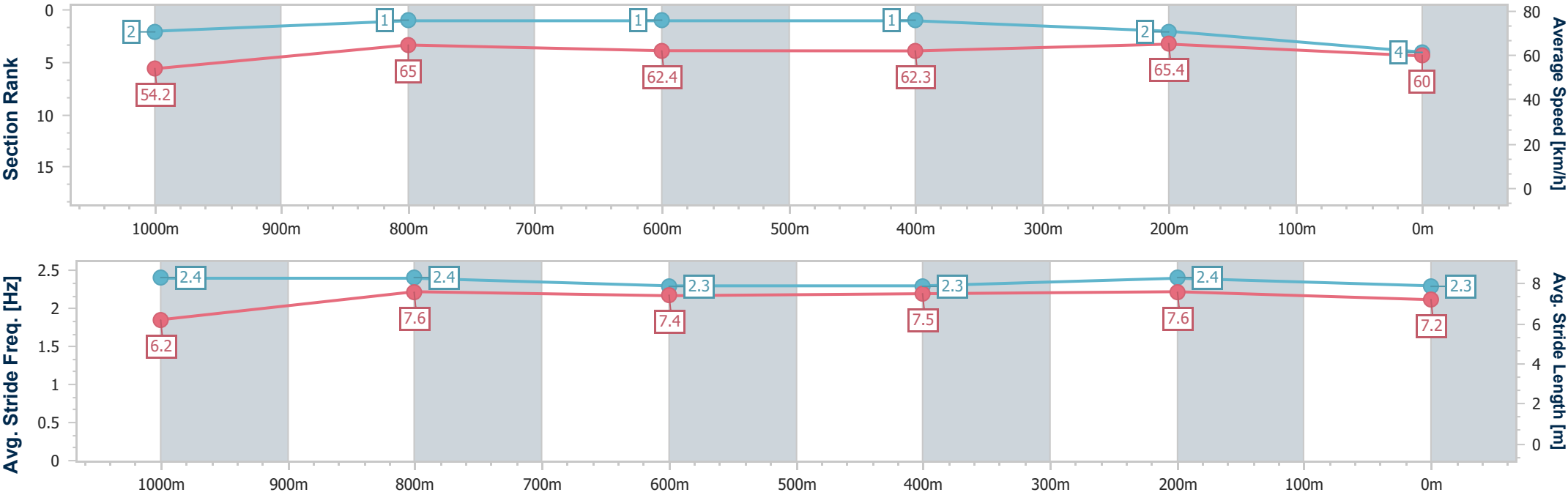


DoombenProfessional  
Race 3: STEAMATIC QTIS Three-Year-Old Maiden Handicap - 1200m  
15 October 2025 - 14:33  
Track Rating: Good 4, Weather: Fine, Rail Position: +8.5m Entire



BRISBANE  
RACING CLUB

Section	Overall	1000m	800m	600m	400m	200m								
Section Times	1:10.38 [4] (0:13.28)	0:57.10 [2] (0:11.08)	0:46.02 [1] (0:11.54)	0:34.48 [1] (0:11.47)	0:23.01 [1] (0:11.02)	0:11.99 [2] (0:11.99)								
Average Speed [km/h]	54.2	65.0	62.4	62.3	65.4	60.0								
Top Speed [km/h]	68.8	68.2	63.4	63.8	66.3	65.1								
Avg. Dist. to Rail [m]	5.5	0.7	0.4	0.8	0.5	0.3								
Avg. Stride Freq. [Hz]	2.4	2.4	2.3	2.3	2.4	2.3								
Avg. Stride Length [m]	6.2	7.6	7.4	7.5	7.6	7.2								





Horse/Jockey Name	On Point Pixie
Final Rank	5
Fastest Section Time (Section)	0:11.02 (400m)
Top Speed [km/h] (Section)	67.1 (Overall)
Race State	Finished

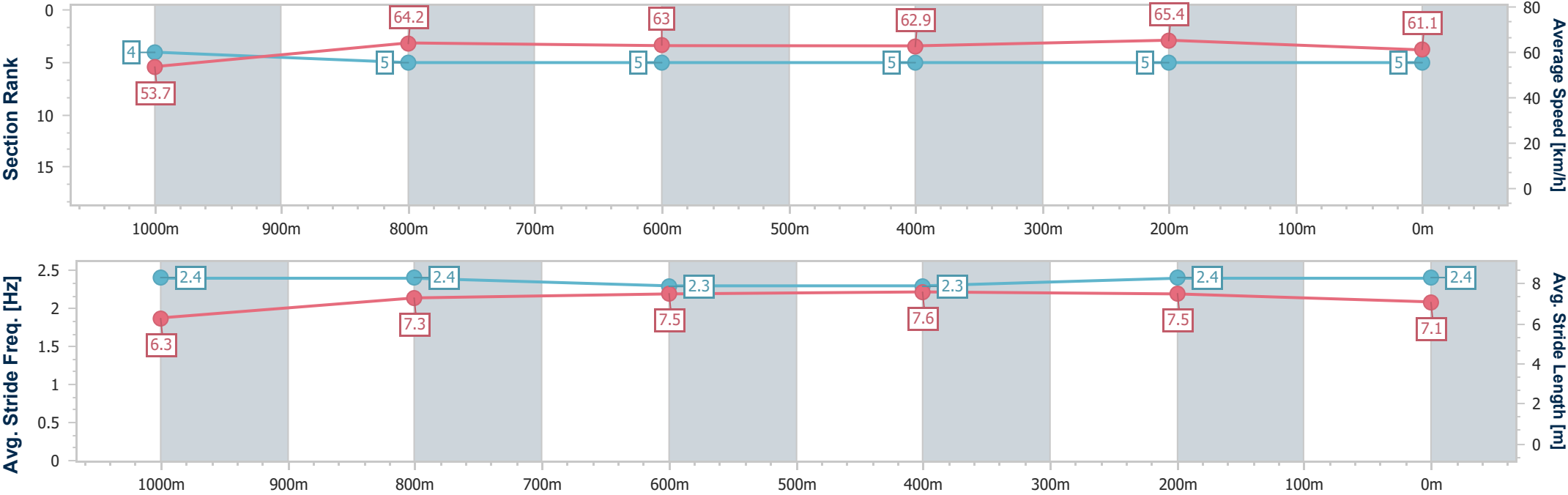


DoombenProfessional  
Race 3: STEAMATIC QTIS Three-Year-Old Maiden Handicap - 1200m  
15 October 2025 - 14:33  
Track Rating: Good 4, Weather: Fine, Rail Position: +8.5m Entire



BRISBANE  
RACING CLUB

Section	Overall	1000m	800m	600m	400m	200m								
Section Times	1:10.43 [5] (0:13.40)	0:57.03 [4] (0:11.24)	0:45.79 [5] (0:11.51)	0:34.28 [5] (0:11.47)	0:22.81 [5] (0:11.02)	0:11.79 [5] (0:11.79)								
Average Speed [km/h]	53.7	64.2	63.0	62.9	65.4	61.1								
Top Speed [km/h]	67.1	67.1	64.1	63.7	66.9	64.4								
Avg. Dist. to Rail [m]	3.9	1.2	1.6	0.7	1.2	3.7								
Avg. Stride Freq. [Hz]	2.4	2.4	2.3	2.3	2.4	2.4								
Avg. Stride Length [m]	6.3	7.3	7.5	7.6	7.5	7.1								







Horse/Jockey Name	Mishani Witness
Final Rank	6
Fastest Section Time (Section)	0:10.96 (1000m)
Top Speed [km/h] (Section)	69.2 (Overall)
Race State	Finished

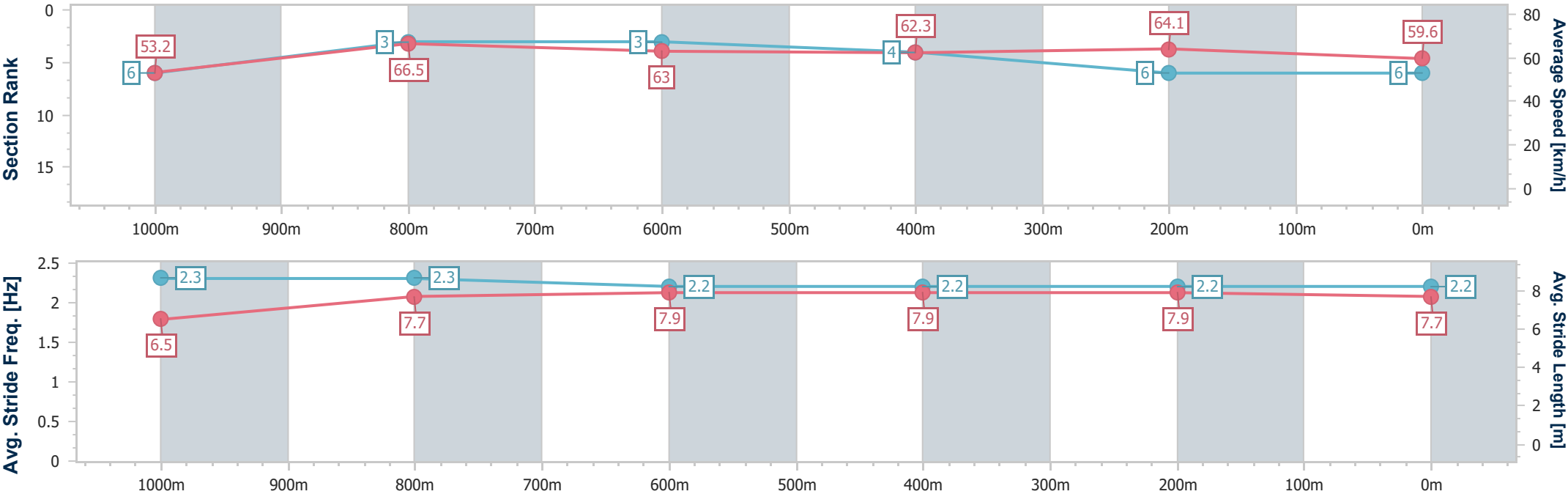


DoombenProfessional  
Race 3: STEAMATIC QTIS Three-Year-Old Maiden Handicap - 1200m  
15 October 2025 - 14:33  
Track Rating: Good 4, Weather: Fine, Rail Position: +8.5m Entire



BRISBANE  
RACING CLUB

Section	Overall	1000m	800m	600m	400m	200m							
Section Times	1:10.86 [6] (0:13.56)	0:57.30 [6] (0:10.96)	0:46.34 [3] (0:11.53)	0:34.81 [3] (0:11.50)	0:23.31 [4] (0:11.20)	0:12.11 [6] (0:12.11)							
Average Speed [km/h]	53.2	66.5	63.0	62.3	64.1	59.6							
Top Speed [km/h]	69.2	69.2	63.9	63.6	65.9	64.3							
Avg. Dist. to Rail [m]	5.4	3.7	1.8	1.0	1.0	2.4							
Avg. Stride Freq. [Hz]	2.3	2.3	2.2	2.2	2.2	2.2							
Avg. Stride Length [m]	6.5	7.7	7.9	7.9	7.9	7.7							





Horse/Jockey Name	King Cobama
Final Rank	7
Fastest Section Time (Section)	0:11.06 (400m)
Top Speed [km/h] (Section)	67.5 (1000m)
Race State	Finished

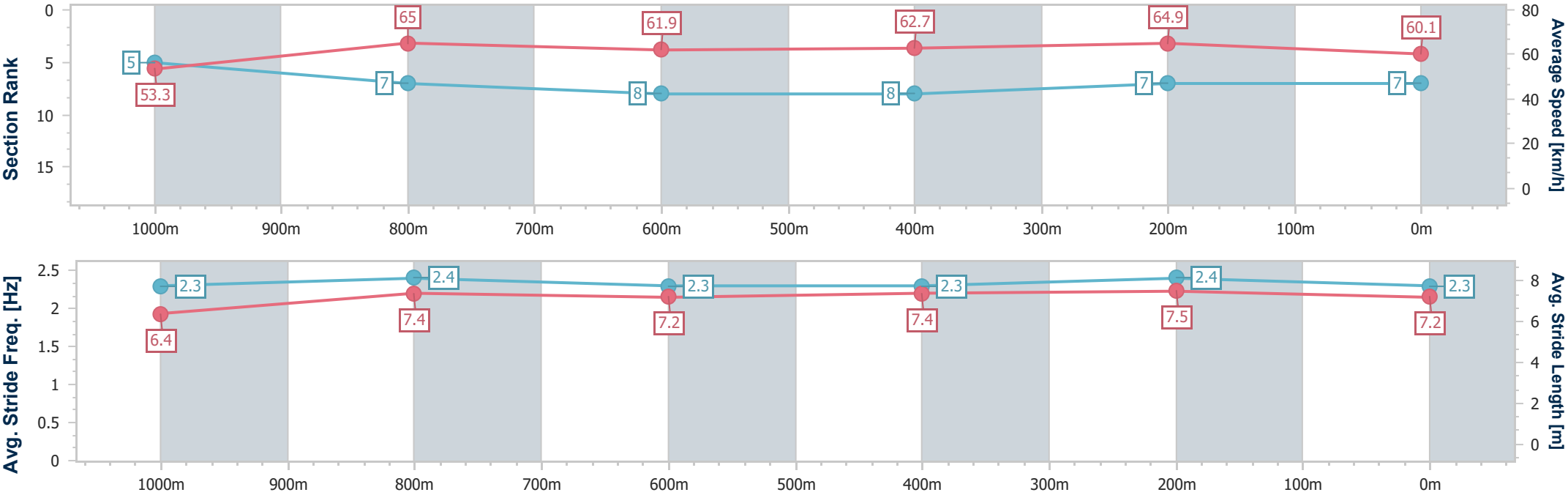


DoombenProfessional  
Race 3: STEAMATIC QTIS Three-Year-Old Maiden Handicap - 1200m  
15 October 2025 - 14:33  
Track Rating: Good 4, Weather: Fine, Rail Position: +8.5m Entire



BRISBANE  
RACING CLUB

Section	Overall	1000m	800m	600m	400m	200m							
Section Times	1:11.06 [7] (0:13.52)	0:57.54 [5] (0:11.19)	0:46.35 [7] (0:11.78)	0:34.57 [8] (0:11.52)	0:23.05 [8] (0:11.06)	0:11.99 [7] (0:11.99)							
Average Speed [km/h]	53.3	65.0	61.9	62.7	64.9	60.1							
Top Speed [km/h]	67.5	67.5	62.7	64.4	66.1	64.0							
Avg. Dist. to Rail [m]	8.7	4.3	2.1	0.8	1.0	1.2							
Avg. Stride Freq. [Hz]	2.3	2.4	2.3	2.3	2.4	2.3							
Avg. Stride Length [m]	6.4	7.4	7.2	7.4	7.5	7.2							





Horse/Jockey Name	Urban Princess
Final Rank	8
Fastest Section Time (Section)	0:11.18 (1000m)
Top Speed [km/h] (Section)	66.8 (Overall)
Race State	Finished

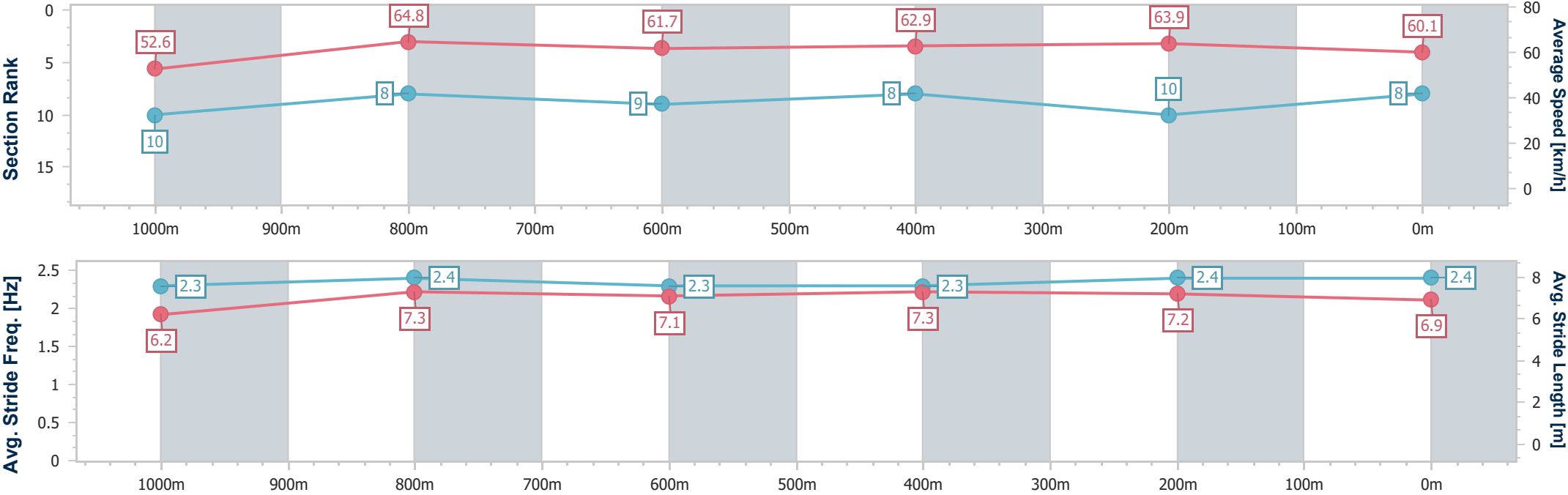


DoombenProfessional  
Race 3: STEAMATIC QTIS Three-Year-Old Maiden Handicap - 1200m  
15 October 2025 - 14:33  
Track Rating: Good 4, Weather: Fine, Rail Position: +8.5m Entire



BRISBANE  
RACING CLUB

Section	Overall	1000m	800m	600m	400m	200m								
Section Times	1:11.32 [8] (0:13.68)	0:57.64 [10] (0:11.18)	0:46.46 [8] (0:11.72)	0:34.74 [9] (0:11.43)	0:23.31 [8] (0:11.32)	0:11.99 [10] (0:11.99)								
Average Speed [km/h]	52.6	64.8	61.7	62.9	63.9	60.1								
Top Speed [km/h]	66.8	66.8	62.0	64.1	64.9	63.0								
Avg. Dist. to Rail [m]	6.2	2.7	0.4	0.3	3.5	6.3								
Avg. Stride Freq. [Hz]	2.3	2.4	2.3	2.3	2.4	2.4								
Avg. Stride Length [m]	6.2	7.3	7.1	7.3	7.2	6.9								





Horse/Jockey Name	Tilia
Final Rank	9
Fastest Section Time (Section)	0:11.09 (1000m)
Top Speed [km/h] (Section)	69.7 (1000m)
Race State	Finished

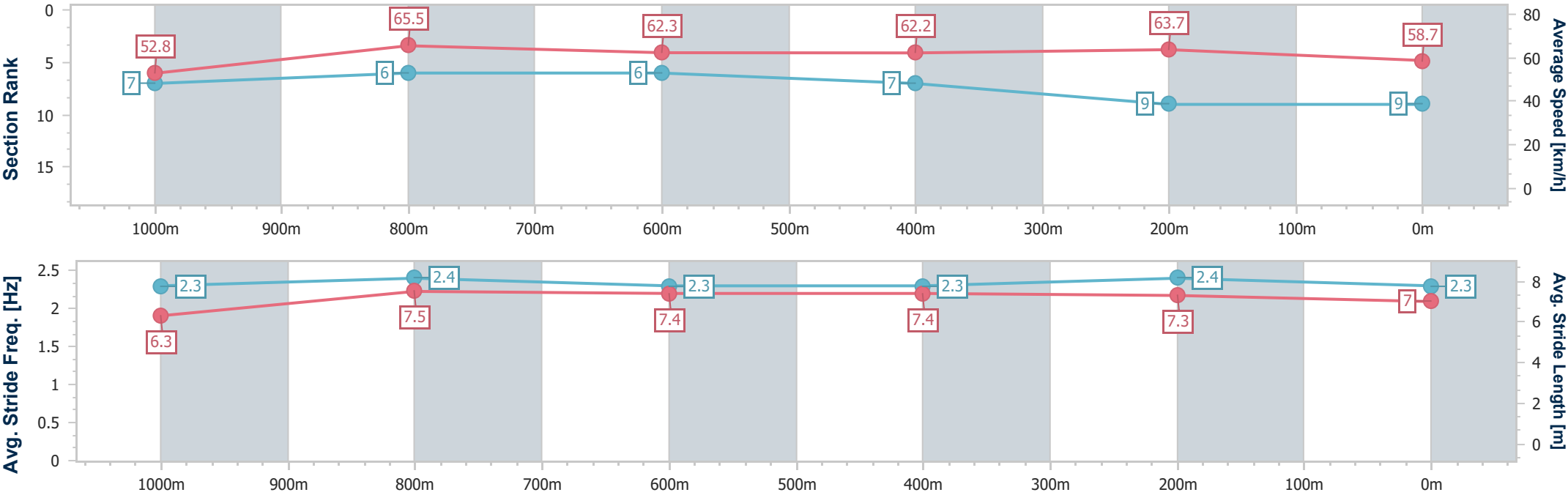


DoombenProfessional  
Race 3: STEAMATIC QTIS Three-Year-Old Maiden Handicap - 1200m  
15 October 2025 - 14:33  
Track Rating: Good 4, Weather: Fine, Rail Position: +8.5m Entire



BRISBANE  
RACING CLUB

Section	Overall	1000m	800m	600m	400m	200m							
Section Times	1:11.55 [9] (0:13.59)	0:57.96 [7] (0:11.09)	0:46.87 [6] (0:11.70)	0:35.17 [6] (0:11.59)	0:23.58 [7] (0:11.34)	0:12.24 [9] (0:12.24)							
Average Speed [km/h]	52.8	65.5	62.3	62.2	63.7	58.7							
Top Speed [km/h]	69.6	69.7	62.9	63.4	65.4	63.1							
Avg. Dist. to Rail [m]	3.9	2.8	1.6	0.5	1.9	3.1							
Avg. Stride Freq. [Hz]	2.3	2.4	2.3	2.3	2.4	2.3							
Avg. Stride Length [m]	6.3	7.5	7.4	7.4	7.3	7.0							





Horse/Jockey Name	I Say I Say
Final Rank	10
Fastest Section Time (Section)	0:11.25 (400m)
Top Speed [km/h] (Section)	68.5 (1000m)
Race State	Finished

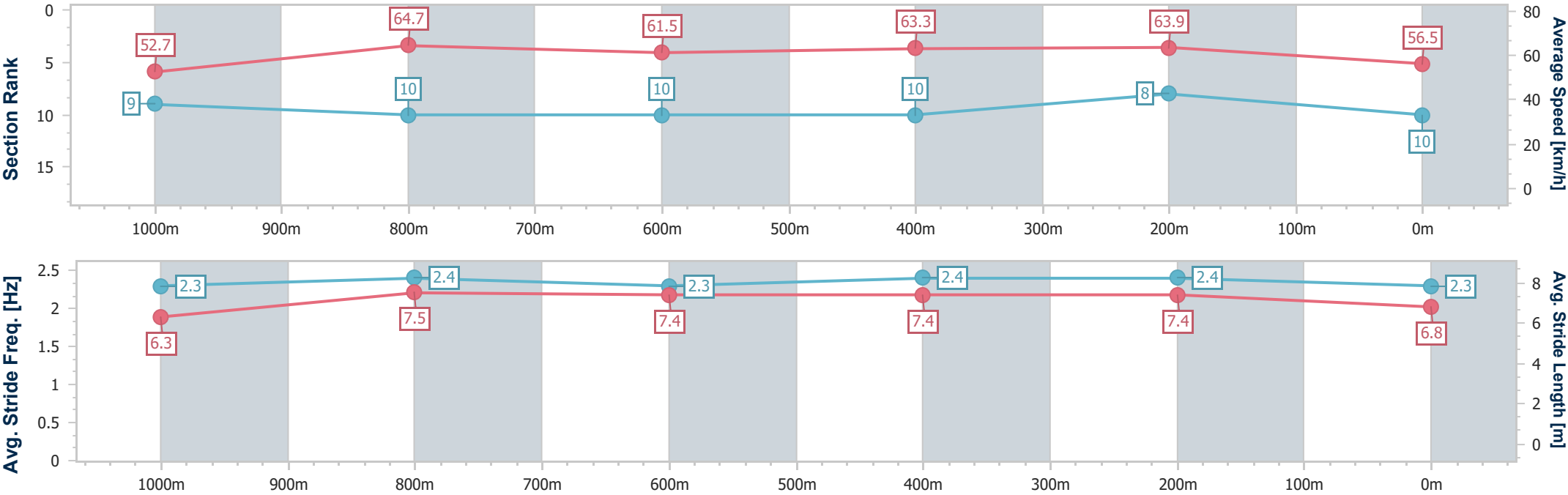


DoombenProfessional  
Race 3: STEAMATIC QTIS Three-Year-Old Maiden Handicap - 1200m  
15 October 2025 - 14:33  
Track Rating: Good 4, Weather: Fine, Rail Position: +8.5m Entire



BRISBANE  
RACING CLUB

Section	Overall	1000m	800m	600m	400m	200m							
Section Times	1:12.01 [10] (0:13.64)	0:58.37 [9] (0:11.28)	0:47.09 [10] (0:11.76)	0:35.33 [10] (0:11.34)	0:23.99 [10] (0:11.25)	0:12.74 [8] (0:12.74)							
Average Speed [km/h]	52.7	64.7	61.5	63.3	63.9	56.5							
Top Speed [km/h]	68.5	68.5	63.3	64.9	65.2	61.4							
Avg. Dist. to Rail [m]	3.5	3.1	1.3	0.5	0.4	0.7							
Avg. Stride Freq. [Hz]	2.3	2.4	2.3	2.4	2.4	2.3							
Avg. Stride Length [m]	6.3	7.5	7.4	7.4	7.4	6.8							





# DoombenProfessional

## Race 4: EZY PROJECTS BENCHMARK 68 Handicap - 2050m

15 October 2025 - 15:08



BRISBANE  
RACING CLUB

Track Rating: Good 4, Weather: Fine, Rail Position: +8.5m Entire

Section		Field Times				Overall	1800m	1600m	1400m	1200m	1000m	800m	Last 600m		
						2:06.03 (0:16.57)	1:49.46 (0:11.68)	1:37.78 (0:12.42)	1:25.36 (0:12.81)	1:12.55 (0:12.19)	1:00.36 (0:12.01)	0:48.35 (0:12.43)	0:35.92		
Rank	TAB	Horse/Jockey	Barrier	Top Speed [km/h]	Fastest Section										Distance Travelled [m]
1	8	MANNERHEIM	5	64.9	0:11.45	2:06.03 [1]	1:48.87 [6]	1:36.94 [6]	1:24.48 [6]	1:11.86 [7]	0:59.26 [7]	0:47.18 [7]	0:35.09		
		Ben Thompson		400m	400m	(0:17.16)	(0:11.93)	(0:12.46)	(0:12.62)	(0:12.60)	(0:12.08)	(0:12.09)			
2	6	LET FLY	10	67.3	0:11.57	2:06.32 [2]	1:49.75 [1]	1:37.86 [2]	1:25.45 [2]	1:12.63 [2]	1:00.14 [3]	0:47.92 [4]	0:35.69	+4	
		Jai Williams		Overall	400m	(0:16.57)	(0:11.89)	(0:12.41)	(0:12.82)	(0:12.49)	(0:12.22)	(0:12.23)			
3	5	WOWZINO	4	66.1	0:11.58	2:06.35 [3]	1:49.68 [2]	1:38.10 [1]	1:25.68 [1]	1:12.87 [1]	1:00.39 [2]	0:48.24 [2]	0:35.93	-1	
		Ryan Maloney		Overall	1800m	(0:16.67)	(0:11.58)	(0:12.42)	(0:12.81)	(0:12.48)	(0:12.15)	(0:12.31)			
4	9	COUNTER	2	65.8	0:11.58	2:06.39 [4]	1:49.30 [5]	1:37.51 [5]	1:24.98 [5]	1:12.31 [6]	0:59.85 [6]	0:47.75 [6]	0:35.60	+2	
		Daniel Moor		Overall	400m	(0:17.09)	(0:11.79)	(0:12.53)	(0:12.67)	(0:12.46)	(0:12.10)	(0:12.15)			
5	11	SUPRENDRE	6	65.3	0:11.72	2:06.67 [5]	1:49.83 [3]	1:37.95 [3]	1:25.56 [3]	1:12.92 [3]	1:00.47 [4]	0:48.36 [3]	0:36.19	+3	
		Jag Guthmann-Chester		Overall	400m	(0:16.84)	(0:11.88)	(0:12.39)	(0:12.64)	(0:12.45)	(0:12.11)	(0:12.17)			
6	3	ICHIBAN	1	63.2	0:11.55	2:06.88 [6]	1:49.29 [8]	1:37.44 [8]	1:25.00 [7]	1:12.53 [9]	0:59.84 [8]	0:47.80 [8]	0:35.77	-3	
		Cobi Vitler		400m	400m	(0:17.59)	(0:11.85)	(0:12.44)	(0:12.47)	(0:12.69)	(0:12.04)	(0:12.03)			
7	7	TAREX	8	65.1	0:11.69	2:06.90 [7]	1:49.94 [4]	1:38.13 [4]	1:25.65 [4]	1:12.95 [4]	1:00.39 [5]	0:48.32 [5]	0:36.17	+3	
		Adin Thompson		Overall	400m	(0:16.96)	(0:11.81)	(0:12.48)	(0:12.70)	(0:12.56)	(0:12.07)	(0:12.15)			
8	1	MARENARO	9	62.5	0:11.64	2:06.96 [8]	1:48.61 [10]	1:36.50 [10]	1:24.42 [10]	1:12.19 [10]	0:59.64 [10]	0:47.55 [10]	0:35.63	+3	
		Jasper Franklin		400m	400m	(0:18.35)	(0:12.11)	(0:12.08)	(0:12.23)	(0:12.55)	(0:12.09)	(0:11.92)			
9	12	HARLEY CHARLIE	7	63.1	0:11.85	2:07.43 [9]	1:49.95 [7]	1:38.06 [7]	1:25.47 [8]	1:13.10 [8]	1:00.29 [9]	0:48.34 [9]	0:36.44	+2	
		Cejay Graham		Overall	400m	(0:17.48)	(0:11.89)	(0:12.59)	(0:12.37)	(0:12.81)	(0:11.95)	(0:11.90)			
10	4	WINNING SIDE	3	63.1	0:11.61	2:08.37 [10]	1:50.69 [9]	1:38.80 [9]	1:26.38 [9]	1:14.31 [5]	1:02.70 [1]	0:50.69 [1]	0:38.26	+2	
		Damien Thornton		1200m	1200m	(0:17.68)	(0:11.89)	(0:12.42)	(0:12.07)	(0:11.61)	(0:12.01)	(0:12.43)			

Scratched: Spill The Secret (#10), Divakara (#2)



## DoombenProfessional

### Race 4: EZY PROJECTS BENCHMARK 68 Handicap - 2050m

15 October 2025 - 15:08



BRISBANE  
RACING CLUB

Track Rating: Good 4, Weather: Fine, Rail Position: +8.5m Entire

Section		Field Times			600m	400m	200m	Last 600m		
					0:35.92 (0:12.17)	0:23.75 (0:11.72)	0:12.03 (0:12.03)	0:35.92		
Rank	TAB	Horse/Jockey	Barrier	Top Speed [km/h]	Fastest Section	Margin			Distance Travelled [m]	
1	8	MANNERHEIM	5	64.9	0:11.45	0:35.09 [7]	0:23.24 [7]	0:11.79 [3]	2:06.03	0:35.09
		Ben Thompson		400m	400m	(0:11.85)	(0:11.45)	(0:11.79)		
2	6	LET FLY	10	67.3	0:11.57	0:35.69 [4]	0:23.67 [5]	0:12.10 [2]	1.72L	0:35.69 +4
		Jai Williams		Overall	400m	(0:12.02)	(0:11.57)	(0:12.10)		
3	5	WOWZINO	4	66.1	0:11.58	0:35.93 [2]	0:24.01 [2]	0:12.35 [1]	1.87L	0:35.93 -1
		Ryan Maloney		Overall	1800m	(0:11.92)	(0:11.66)	(0:12.35)		
4	9	COUNTER	2	65.8	0:11.58	0:35.60 [6]	0:23.66 [6]	0:12.08 [6]	2.11L	0:35.60 +2
		Daniel Moor		Overall	400m	(0:11.94)	(0:11.58)	(0:12.08)		
5	11	SUPRENDRE	6	65.3	0:11.72	0:36.19 [3]	0:24.08 [3]	0:12.36 [5]	3.78L	0:36.19 +3
		Jag Guthmann-Chester		Overall	400m	(0:12.11)	(0:11.72)	(0:12.36)		
6	3	ICHIBAN	1	63.2	0:11.55	0:35.77 [9]	0:23.84 [8]	0:12.29 [7]	4.99L	0:35.77 -3
		Cobi Vitler		400m	400m	(0:11.93)	(0:11.55)	(0:12.29)		
7	7	TAREX	8	65.1	0:11.69	0:36.17 [5]	0:24.29 [4]	0:12.60 [4]	5.13L	0:36.17 +3
		Adin Thompson		Overall	400m	(0:11.88)	(0:11.69)	(0:12.60)		
8	1	MARENARO	9	62.5	0:11.64	0:35.63 [10]	0:23.79 [10]	0:12.15 [9]	5.48L	0:35.63 +3
		Jasper Franklin		400m	400m	(0:11.84)	(0:11.64)	(0:12.15)		
9	12	HARLEY CHARLIE	7	63.1	0:11.85	0:36.44 [8]	0:24.35 [9]	0:12.50 [10]	8.21L	0:36.44 +2
		Cejay Graham		Overall	400m	(0:12.09)	(0:11.85)	(0:12.50)		
10	4	WINNING SIDE	3	63.1	0:11.61	0:38.26 [1]	0:26.09 [1]	0:13.68 [8]	13.75L	0:38.26 +2
		Damien Thornton		1200m	1200m	(0:12.17)	(0:12.41)	(0:13.68)		

Scratched: Spill The Secret (#10), Divakara (#2)



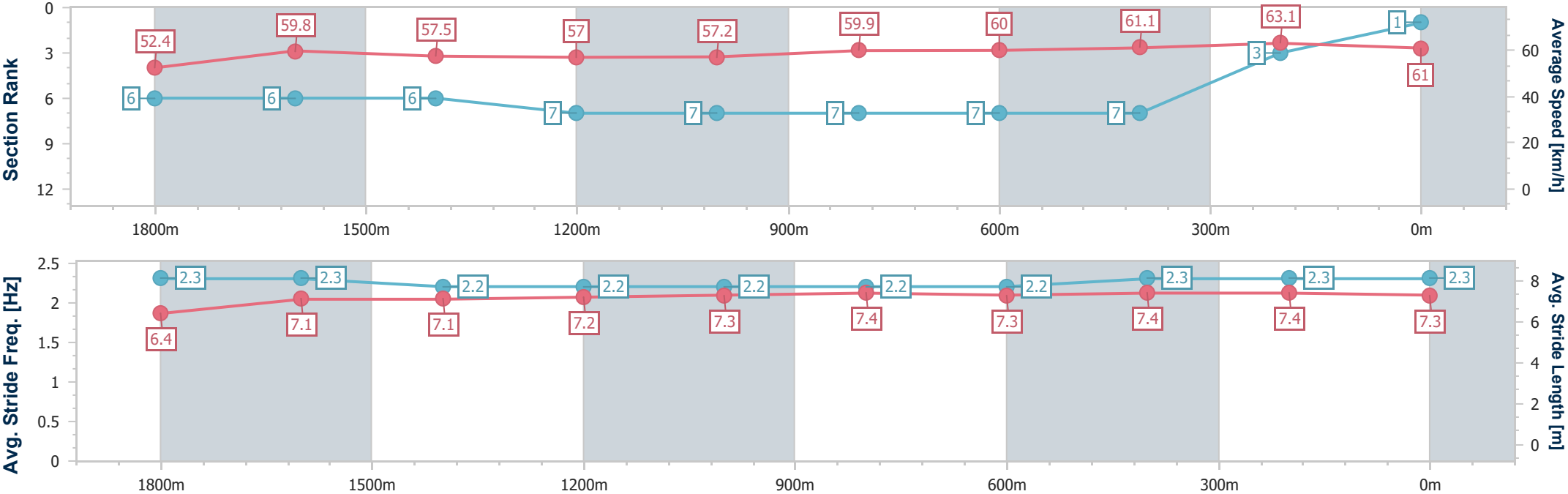
Horse/Jockey Name	Mannerheim
Final Rank	1
Fastest Section Time (Section)	0:11.45 (400m)
Top Speed [km/h] (Section)	64.9 (400m)
Race State	Finished



DoombenProfessional  
Race 4: EZY PROJECTS BENCHMARK 68 Handicap - 2050m  
15 October 2025 - 15:08  
Track Rating: Good 4, Weather: Fine, Rail Position: +8.5m Entire



Section	Overall	1800m	1600m	1400m	1200m	1000m	800m	600m	400m	200m			
Section Times	2:06.03 [1] (0:17.16)	1:48.87 [6] (0:11.93)	1:36.94 [6] (0:12.46)	1:24.48 [6] (0:12.62)	1:11.86 [7] (0:12.60)	0:59.26 [7] (0:12.08)	0:47.18 [7] (0:12.09)	0:35.09 [7] (0:11.85)	0:23.24 [7] (0:11.45)	0:11.79 [3] (0:11.79)			
Average Speed [km/h]	52.4	59.8	57.5	57.0	57.2	59.9	60.0	61.1	63.1	61.0			
Top Speed [km/h]	63.6	62.3	59.6	58.4	59.1	60.9	62.0	61.9	64.9	63.8			
Avg. Dist. to Rail [m]	1.2	1.6	1.1	0.7	1.4	1.4	1.4	1.0	3.4	6.8			
Avg. Stride Freq. [Hz]	2.3	2.3	2.2	2.2	2.2	2.2	2.2	2.3	2.3	2.3			
Avg. Stride Length [m]	6.4	7.1	7.1	7.2	7.3	7.4	7.3	7.4	7.4	7.3			



[ ] Ranking at each section and finish  
-.-.- No data available at this section  
NA No data available





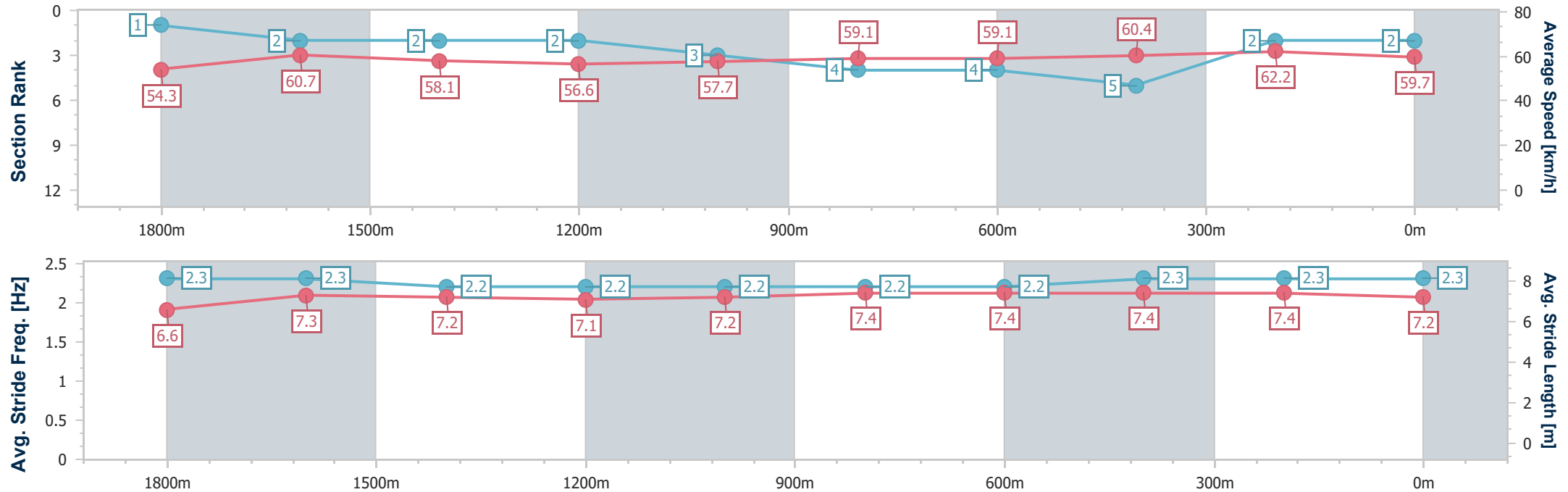
Horse/Jockey Name	Let Fly
Final Rank	2
Fastest Section Time (Section)	0:11.57 (400m)
Top Speed [km/h] (Section)	67.3 (Overall)
Race State	Finished



DoombenProfessional  
Race 4: EZY PROJECTS BENCHMARK 68 Handicap - 2050m  
15 October 2025 - 15:08  
Track Rating: Good 4, Weather: Fine, Rail Position: +8.5m Entire



Section	Overall	1800m	1600m	1400m	1200m	1000m	800m	600m	400m	200m			
Section Times	2:06.32 [2] (0:16.57)	1:49.75 [1] (0:11.89)	1:37.86 [2] (0:12.41)	1:25.45 [2] (0:12.82)	1:12.63 [2] (0:12.49)	1:00.14 [3] (0:12.22)	0:47.92 [4] (0:12.23)	0:35.69 [4] (0:12.02)	0:23.67 [5] (0:11.57)	0:12.10 [2] (0:12.10)			
Average Speed [km/h]	54.3	60.7	58.1	56.6	57.7	59.1	59.1	60.4	62.2	59.7			
Top Speed [km/h]	67.3	65.6	59.4	57.7	60.2	60.3	60.3	61.5	62.9	62.5			
Avg. Dist. to Rail [m]	4.5	0.5	0.6	1.0	1.7	1.5	1.0	1.2	1.3	3.1			
Avg. Stride Freq. [Hz]	2.3	2.3	2.2	2.2	2.2	2.2	2.2	2.3	2.3	2.3			
Avg. Stride Length [m]	6.6	7.3	7.2	7.1	7.2	7.4	7.4	7.4	7.4	7.2			



[ ] Ranking at each section and finish  
-.-.- No data available at this section  
NA No data available



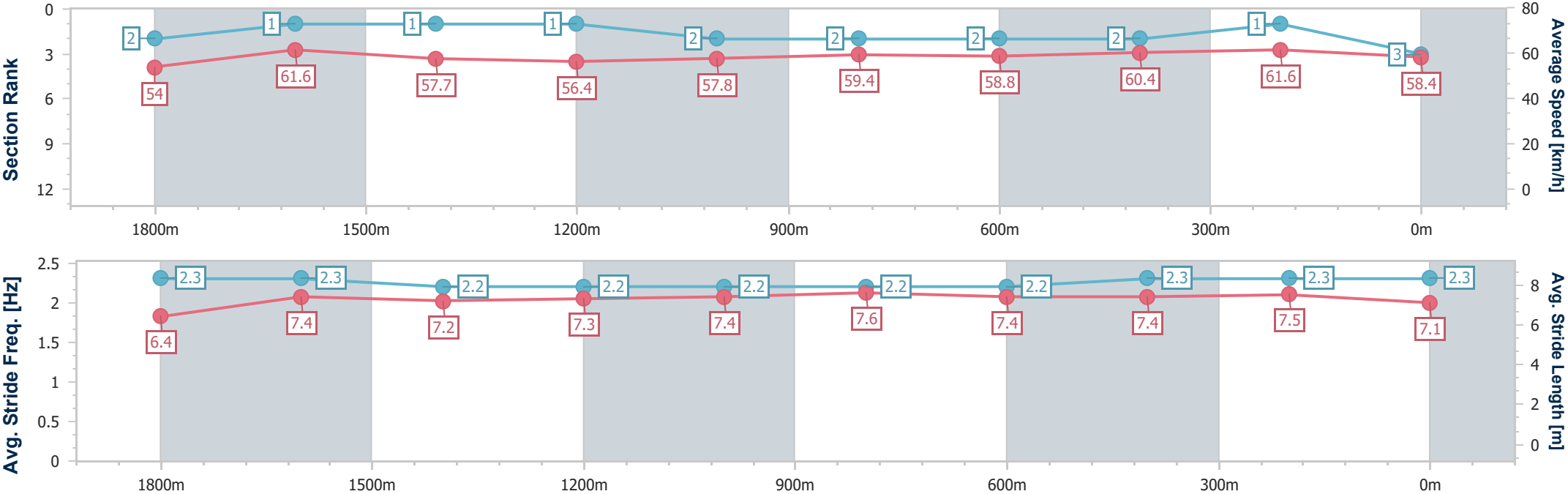
Horse/Jockey Name	Wowzino
Final Rank	3
Fastest Section Time (Section)	0:11.58 (1800m)
Top Speed [km/h] (Section)	66.1 (Overall)
Race State	Finished



DoombenProfessional  
Race 4: EZY PROJECTS BENCHMARK 68 Handicap - 2050m  
15 October 2025 - 15:08  
Track Rating: Good 4, Weather: Fine, Rail Position: +8.5m Entire



Section	Overall	1800m	1600m	1400m	1200m	1000m	800m	600m	400m	200m			
Section Times	2:06.35 [3] (0:16.67)	1:49.68 [2] (0:11.58)	1:38.10 [1] (0:12.42)	1:25.68 [1] (0:12.81)	1:12.87 [1] (0:12.48)	1:00.39 [2] (0:12.15)	0:48.24 [2] (0:12.31)	0:35.93 [2] (0:11.92)	0:24.01 [2] (0:11.66)	0:12.35 [1] (0:12.35)			
Average Speed [km/h]	54.0	61.6	57.7	56.4	57.8	59.4	58.8	60.4	61.6	58.4			
Top Speed [km/h]	66.1	65.5	58.4	57.2	60.7	60.7	59.7	61.5	62.3	61.0			
Avg. Dist. to Rail [m]	1.1	1.7	0.8	0.9	1.2	1.1	1.2	0.7	0.7	1.3			
Avg. Stride Freq. [Hz]	2.3	2.3	2.2	2.2	2.2	2.2	2.2	2.3	2.3	2.3			
Avg. Stride Length [m]	6.4	7.4	7.2	7.3	7.4	7.6	7.4	7.4	7.5	7.1			



[ ] Ranking at each section and finish  
- - - - - No data available at this section  
NA No data available



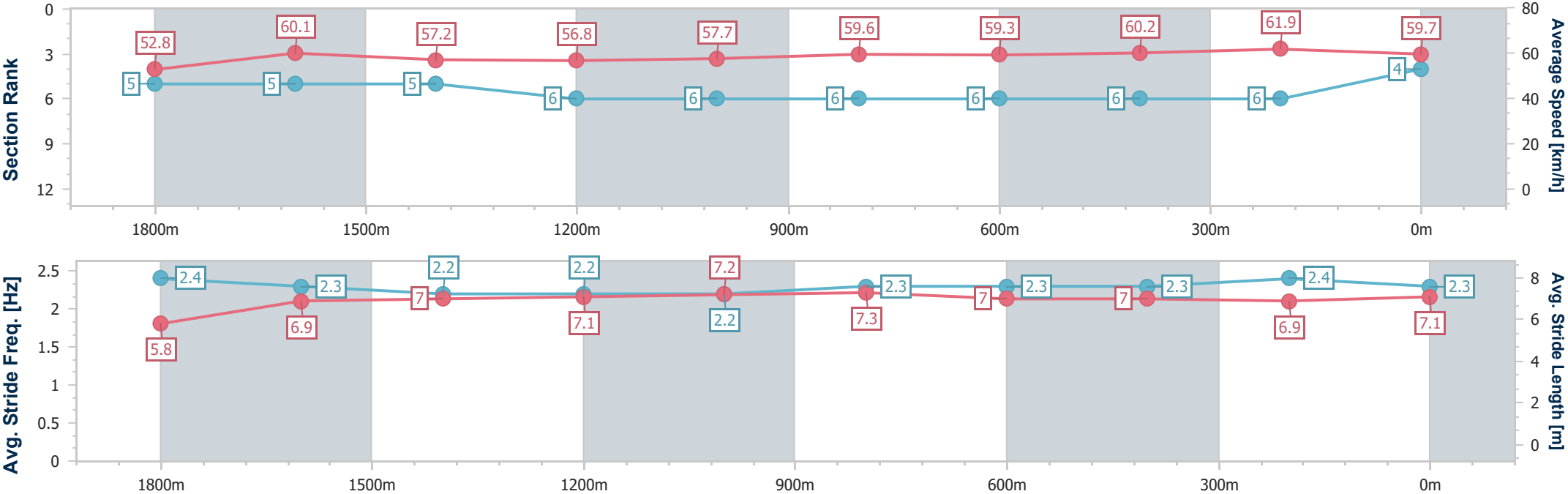
Horse/Jockey Name	Counter
Final Rank	4
Fastest Section Time (Section)	0:11.58 (400m)
Top Speed [km/h] (Section)	65.8 (Overall)
Race State	Finished



DoombenProfessional  
Race 4: EZY PROJECTS BENCHMARK 68 Handicap - 2050m  
15 October 2025 - 15:08  
Track Rating: Good 4, Weather: Fine, Rail Position: +8.5m Entire



Section	Overall	1800m	1600m	1400m	1200m	1000m	800m	600m	400m	200m			
Section Times	2:06.39 [4] (0:17.09)	1:49.30 [5] (0:11.79)	1:37.51 [5] (0:12.53)	1:24.98 [5] (0:12.67)	1:12.31 [6] (0:12.46)	0:59.85 [6] (0:12.10)	0:47.75 [6] (0:12.15)	0:35.60 [6] (0:11.94)	0:23.66 [6] (0:11.58)	0:12.08 [6] (0:12.08)			
Average Speed [km/h]	52.8	60.1	57.2	56.8	57.7	59.6	59.3	60.2	61.9	59.7			
Top Speed [km/h]	65.8	65.4	57.7	58.2	60.4	60.6	60.6	62.1	62.8	62.3			
Avg. Dist. to Rail [m]	0.9	2.2	1.3	0.4	0.7	0.4	0.2	0.3	0.8	0.2			
Avg. Stride Freq. [Hz]	2.4	2.3	2.2	2.2	2.2	2.3	2.3	2.3	2.4	2.3			
Avg. Stride Length [m]	5.8	6.9	7.0	7.1	7.2	7.3	7.0	7.0	6.9	7.1			





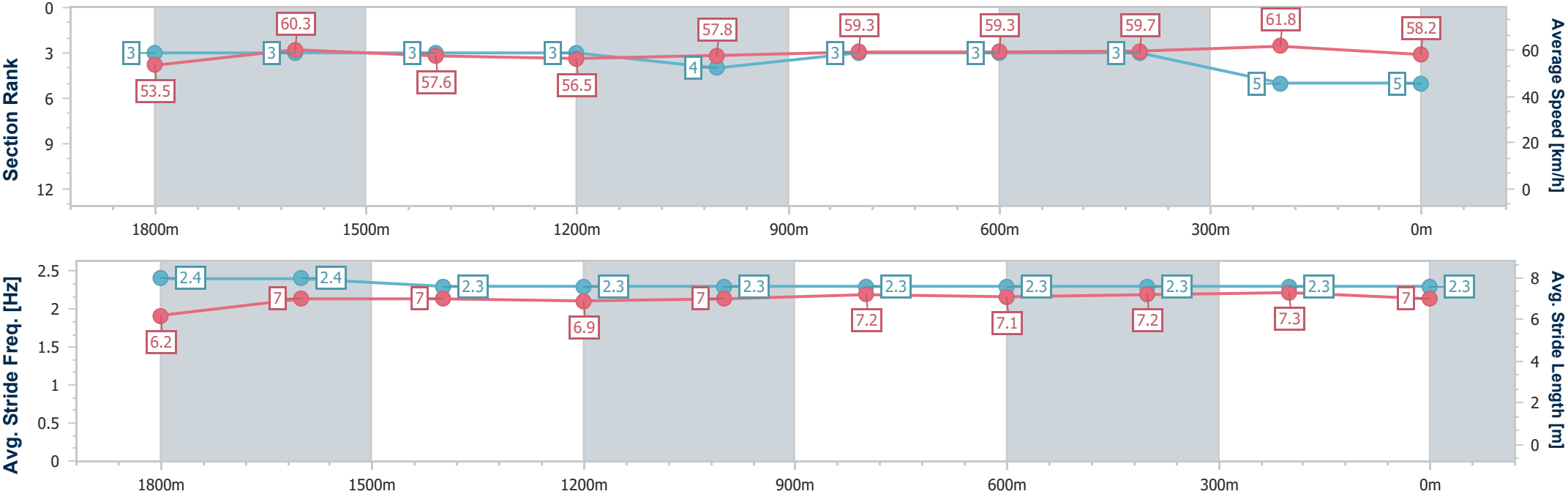
Horse/Jockey Name	Suprendre
Final Rank	5
Fastest Section Time (Section)	0:11.72 (400m)
Top Speed [km/h] (Section)	65.3 (Overall)
Race State	Finished



DoombenProfessional  
Race 4: EZY PROJECTS BENCHMARK 68 Handicap - 2050m  
15 October 2025 - 15:08  
Track Rating: Good 4, Weather: Fine, Rail Position: +8.5m Entire



Section	Overall	1800m	1600m	1400m	1200m	1000m	800m	600m	400m	200m		
Section Times	2:06.67 [5] (0:16.84)	1:49.83 [3] (0:11.88)	1:37.95 [3] (0:12.39)	1:25.56 [3] (0:12.64)	1:12.92 [3] (0:12.45)	1:00.47 [4] (0:12.11)	0:48.36 [3] (0:12.17)	0:36.19 [3] (0:12.11)	0:24.08 [3] (0:11.72)	0:12.36 [5] (0:12.36)		
Average Speed [km/h]	53.5	60.3	57.6	56.5	57.8	59.3	59.3	59.7	61.8	58.2		
Top Speed [km/h]	65.3	63.7	58.9	57.5	59.9	60.6	60.5	60.6	62.7	61.5		
Avg. Dist. to Rail [m]	2.0	1.1	1.9	1.1	0.2	0.2	0.2	0.9	2.8	3.7		
Avg. Stride Freq. [Hz]	2.4	2.4	2.3	2.3	2.3	2.3	2.3	2.3	2.3	2.3		
Avg. Stride Length [m]	6.2	7.0	7.0	6.9	7.0	7.2	7.1	7.2	7.3	7.0		



[ ] Ranking at each section and finish  
- - - - - No data available at this section  
NA No data available



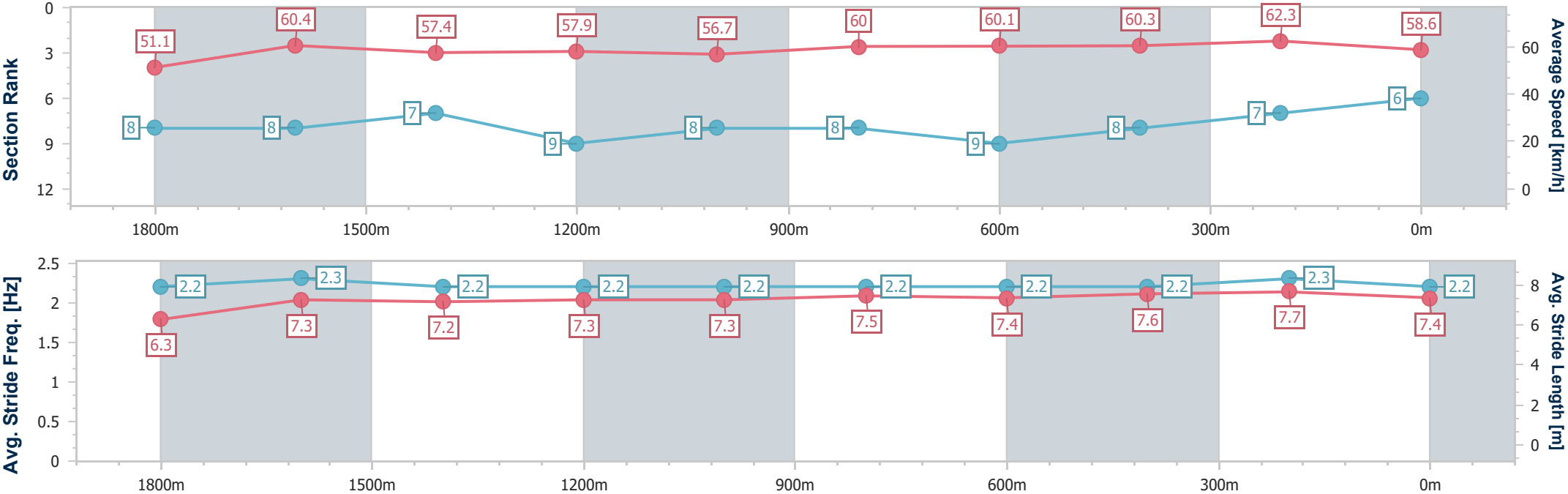
Horse/Jockey Name	Ichiban
Final Rank	6
Fastest Section Time (Section)	0:11.55 (400m)
Top Speed [km/h] (Section)	63.2 (400m)
Race State	Finished



DooibenProfessional  
Race 4: EZY PROJECTS BENCHMARK 68 Handicap - 2050m  
15 October 2025 - 15:08  
Track Rating: Good 4, Weather: Fine, Rail Position: +8.5m Entire



Section	Overall	1800m	1600m	1400m	1200m	1000m	800m	600m	400m	200m			
Section Times	2:06.88 [6] (0:17.59)	1:49.29 [8] (0:11.85)	1:37.44 [8] (0:12.44)	1:25.00 [7] (0:12.47)	1:12.53 [9] (0:12.69)	0:59.84 [8] (0:12.04)	0:47.80 [8] (0:12.03)	0:35.77 [9] (0:11.93)	0:23.84 [8] (0:11.55)	0:12.29 [7] (0:12.29)			
Average Speed [km/h]	51.1	60.4	57.4	57.9	56.7	60.0	60.1	60.3	62.3	58.6			
Top Speed [km/h]	62.7	62.4	58.9	58.6	58.2	61.1	61.7	61.5	63.2	61.9			
Avg. Dist. to Rail [m]	1.1	1.6	1.0	0.5	1.0	0.8	0.5	0.2	1.3	4.0			
Avg. Stride Freq. [Hz]	2.2	2.3	2.2	2.2	2.2	2.2	2.2	2.2	2.3	2.2			
Avg. Stride Length [m]	6.3	7.3	7.2	7.3	7.3	7.5	7.4	7.6	7.7	7.4			



[ ] Ranking at each section and finish  
- - - - No data available at this section  
NA No data available



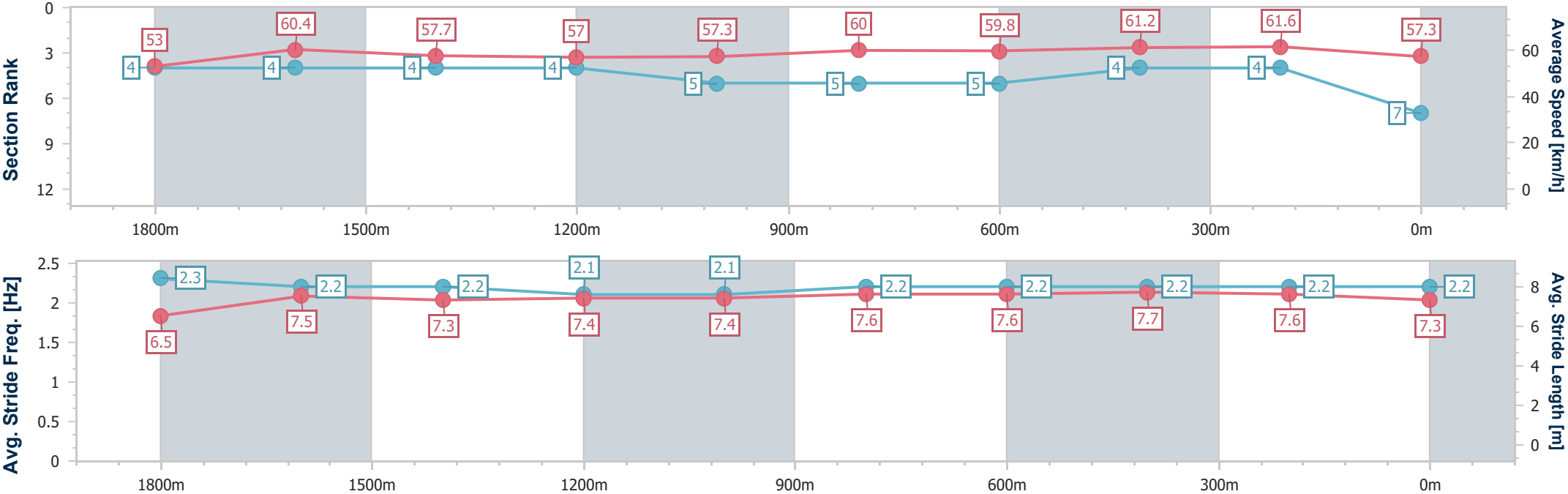
Horse/Jockey Name	Tarex
Final Rank	7
Fastest Section Time (Section)	0:11.69 (400m)
Top Speed [km/h] (Section)	65.1 (Overall)
Race State	Finished



DoombenProfessional  
Race 4: EZY PROJECTS BENCHMARK 68 Handicap - 2050m  
15 October 2025 - 15:08  
Track Rating: Good 4, Weather: Fine, Rail Position: +8.5m Entire



Section	Overall	1800m	1600m	1400m	1200m	1000m	800m	600m	400m	200m			
Section Times	2:06.90 [7] (0:16.96)	1:49.94 [4] (0:11.81)	1:38.13 [4] (0:12.48)	1:25.65 [4] (0:12.70)	1:12.95 [4] (0:12.56)	1:00.39 [5] (0:12.07)	0:48.32 [5] (0:12.15)	0:36.17 [5] (0:11.88)	0:24.29 [4] (0:11.69)	0:12.60 [4] (0:12.60)			
Average Speed [km/h]	53.0	60.4	57.7	57.0	57.3	60.0	59.8	61.2	61.6	57.3			
Top Speed [km/h]	65.1	62.5	59.1	58.3	59.5	60.6	61.4	61.9	63.1	60.8			
Avg. Dist. to Rail [m]	3.3	1.2	0.4	1.0	1.9	1.6	1.2	1.8	2.3	4.9			
Avg. Stride Freq. [Hz]	2.3	2.2	2.2	2.1	2.1	2.2	2.2	2.2	2.2	2.2			
Avg. Stride Length [m]	6.5	7.5	7.3	7.4	7.4	7.6	7.6	7.7	7.6	7.3			





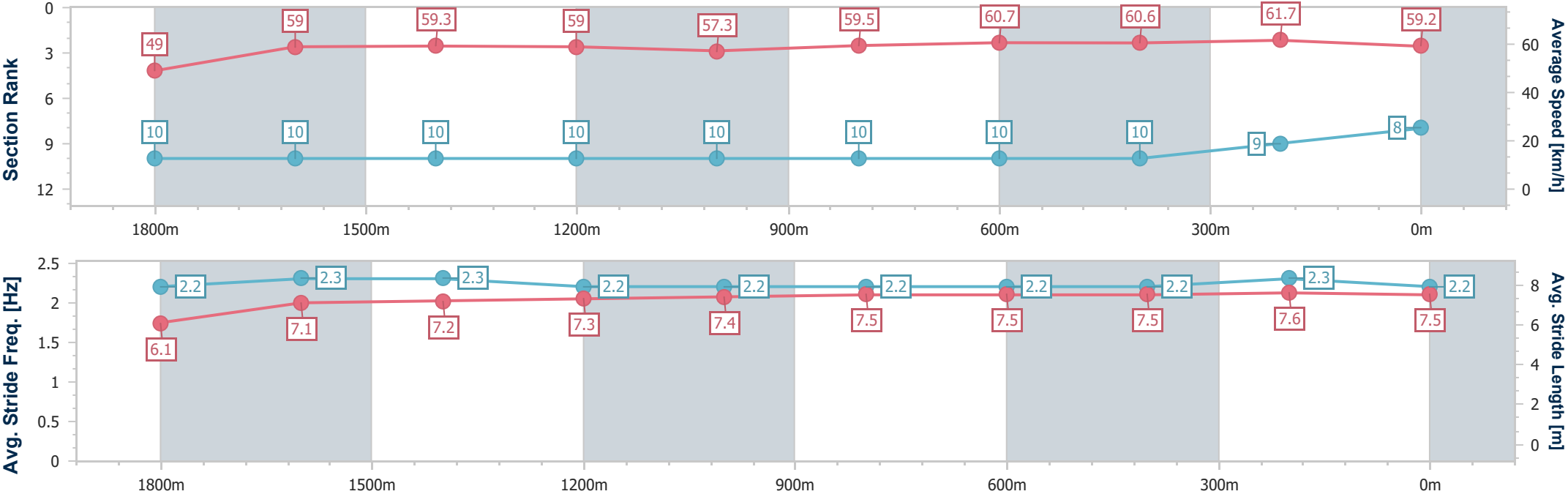
Horse/Jockey Name	Marenaro
Final Rank	8
Fastest Section Time (Section)	0:11.64 (400m)
Top Speed [km/h] (Section)	62.5 (400m)
Race State	Finished



DoombenProfessional  
Race 4: EZY PROJECTS BENCHMARK 68 Handicap - 2050m  
15 October 2025 - 15:08  
Track Rating: Good 4, Weather: Fine, Rail Position: +8.5m Entire



Section	Overall	1800m	1600m	1400m	1200m	1000m	800m	600m	400m	200m			
Section Times	2:06.96 [8] (0:18.35)	1:48.61 [10] (0:12.11)	1:36.50 [10] (0:12.08)	1:24.42 [10] (0:12.23)	1:12.19 [10] (0:12.55)	0:59.64 [10] (0:12.09)	0:47.55 [10] (0:11.92)	0:35.63 [10] (0:11.84)	0:23.79 [10] (0:11.64)	0:12.15 [9] (0:12.15)			
Average Speed [km/h]	49.0	59.0	59.3	59.0	57.3	59.5	60.7	60.6	61.7	59.2			
Top Speed [km/h]	60.0	59.9	60.1	59.3	58.8	61.0	61.5	61.2	62.5	61.7			
Avg. Dist. to Rail [m]	2.6	1.0	0.9	0.4	0.8	0.6	0.3	0.5	0.8	0.6			
Avg. Stride Freq. [Hz]	2.2	2.3	2.3	2.2	2.2	2.2	2.2	2.2	2.3	2.2			
Avg. Stride Length [m]	6.1	7.1	7.2	7.3	7.4	7.5	7.5	7.5	7.6	7.5			



[ ] Ranking at each section and finish  
- - - - - No data available at this section  
NA No data available



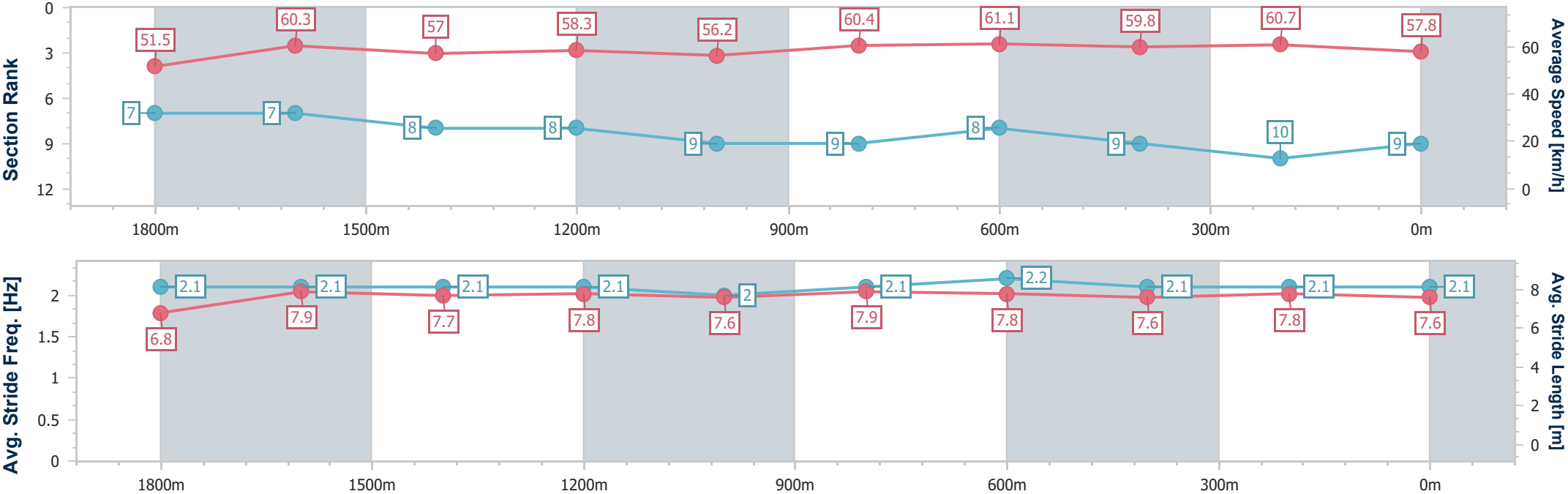
Horse/Jockey Name	Harley Charlie
Final Rank	9
Fastest Section Time (Section)	0:11.85 (400m)
Top Speed [km/h] (Section)	63.1 (Overall)
Race State	Finished



DoombenProfessional  
Race 4: EZY PROJECTS BENCHMARK 68 Handicap - 2050m  
15 October 2025 - 15:08  
Track Rating: Good 4, Weather: Fine, Rail Position: +8.5m Entire



Section	Overall	1800m	1600m	1400m	1200m	1000m	800m	600m	400m	200m			
Section Times	2:07.43 [9] (0:17.48)	1:49.95 [7] (0:11.89)	1:38.06 [7] (0:12.59)	1:25.47 [8] (0:12.37)	1:13.10 [8] (0:12.81)	1:00.29 [9] (0:11.95)	0:48.34 [9] (0:11.90)	0:36.44 [8] (0:12.09)	0:24.35 [9] (0:11.85)	0:12.50 [10] (0:12.50)			
Average Speed [km/h]	51.5	60.3	57.0	58.3	56.2	60.4	61.1	59.8	60.7	57.8			
Top Speed [km/h]	63.1	62.6	58.7	59.4	58.0	61.2	61.4	60.8	61.9	60.6			
Avg. Dist. to Rail [m]	2.0	0.7	0.9	0.8	1.5	1.5	1.8	1.1	1.3	2.1			
Avg. Stride Freq. [Hz]	2.1	2.1	2.1	2.1	2.0	2.1	2.2	2.1	2.1	2.1			
Avg. Stride Length [m]	6.8	7.9	7.7	7.8	7.6	7.9	7.8	7.6	7.8	7.6			







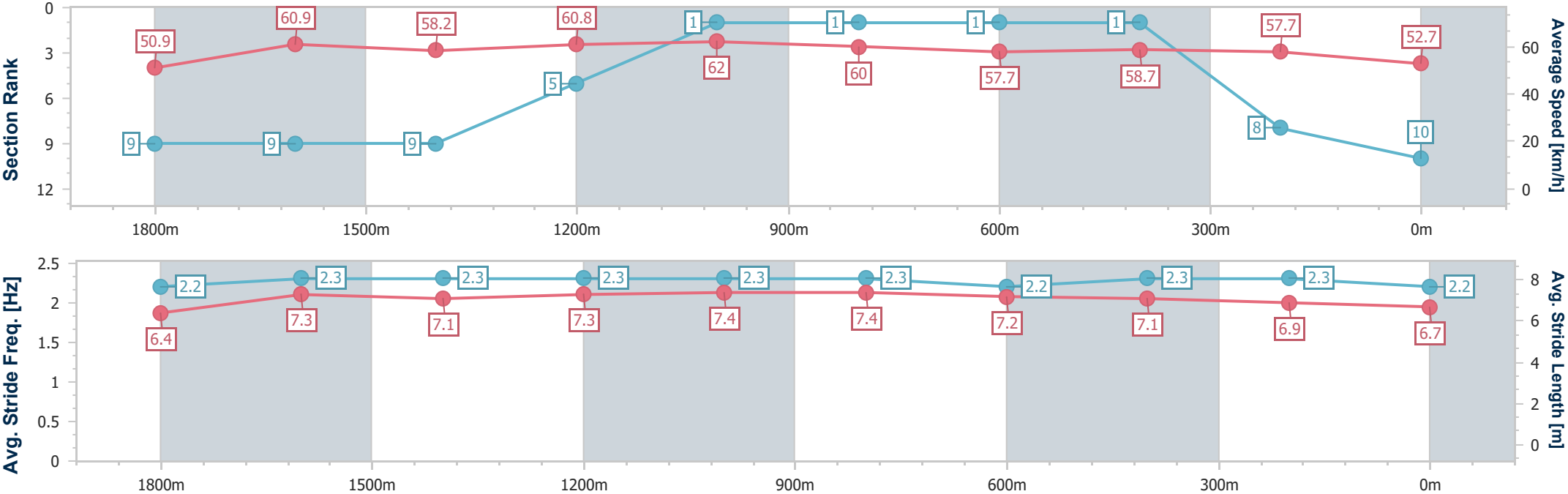
Horse/Jockey Name	Winning Side
Final Rank	10
Fastest Section Time (Section)	0:11.61 (1200m)
Top Speed [km/h] (Section)	63.1 (1200m)
Race State	Finished



DoombenProfessional  
Race 4: EZY PROJECTS BENCHMARK 68 Handicap - 2050m  
15 October 2025 - 15:08  
Track Rating: Good 4, Weather: Fine, Rail Position: +8.5m Entire



Section	Overall	1800m	1600m	1400m	1200m	1000m	800m	600m	400m	200m			
Section Times	2:08.37 [10] (0:17.68)	1:50.69 [9] (0:11.89)	1:38.80 [9] (0:12.42)	1:26.38 [9] (0:12.07)	1:14.31 [5] (0:11.61)	1:02.70 [1] (0:12.01)	0:50.69 [1] (0:12.43)	0:38.26 [1] (0:12.17)	0:26.09 [1] (0:12.41)	0:13.68 [8] (0:13.68)			
Average Speed [km/h]	50.9	60.9	58.2	60.8	62.0	60.0	57.7	58.7	57.7	52.7			
Top Speed [km/h]	62.6	62.5	59.5	62.5	63.1	61.3	58.1	59.2	58.9	56.3			
Avg. Dist. to Rail [m]	0.6	0.7	1.7	3.1	3.6	0.7	0.4	1.4	1.5	0.7			
Avg. Stride Freq. [Hz]	2.2	2.3	2.3	2.3	2.3	2.3	2.2	2.3	2.3	2.2			
Avg. Stride Length [m]	6.4	7.3	7.1	7.3	7.4	7.4	7.2	7.1	6.9	6.7			





**DoombenProfessional**  
**Race 5: NATIONAL LEAK DETECTION BENCHMARK 65 Handicap - 1650m**  
**15 October 2025 - 15:43**



Track Rating: Good 4, Weather: Fine, Rail Position: +8.5m Entire

Section					Overall	1400m	1200m	1000m	800m	600m	400m	Last 600m		
Field Times					1:40.90 (0:17.27)	1:23.63 (0:11.66)	1:11.97 (0:12.48)	0:59.49 (0:12.88)	0:46.61 (0:11.83)	0:34.78 (0:11.75)	0:23.03 (0:11.33)	0:34.78		
Rank	TAB	Horse/Jockey	Barrier	Top Speed [km/h]	Fastest Section									Distance Travelled [m]
1	11	KAFFIR LILY	3	67.7	0:10.94	1:40.90 [1]	1:23.32 [5]	1:11.35 [5]	0:58.83 [6]	0:45.94 [7]	0:33.98 [7]	0:22.43 [8]	0:33.98	
		Jake Bayliss		400m	400m	(0:17.58)	(0:11.97)	(0:12.52)	(0:12.89)	(0:11.96)	(0:11.55)	(0:10.94)		
2	4	HEREDITARY	6	67.2	0:10.93	1:40.92 [2]	1:23.03 [6]	1:11.15 [7]	0:58.62 [8]	0:45.67 [9]	0:33.79 [8]	0:22.54 [6]	0:33.79	+4
		Jasper Franklin		400m	400m	(0:17.89)	(0:11.88)	(0:12.53)	(0:12.95)	(0:11.88)	(0:11.25)	(0:10.93)		
3	2	AMERICAN PHIREBALL	10	66.6	0:10.91	1:40.94 [3]	1:22.26 [10]	1:10.69 [10]	0:58.31 [10]	0:45.39 [10]	0:33.46 [10]	0:22.41 [10]	0:33.46	-3
		Jai Williams		400m	400m	(0:18.68)	(0:11.57)	(0:12.38)	(0:12.92)	(0:11.93)	(0:11.05)	(0:10.91)		
4	1	HOLY FLASH	9	65.6	0:11.28	1:41.06 [4]	1:22.79 [8]	1:11.01 [8]	0:58.57 [9]	0:46.70 [2]	0:34.88 [2]	0:23.09 [2]	0:34.88	-3
		Corey Sutherland		400m	400m	(0:18.27)	(0:11.78)	(0:12.44)	(0:11.87)	(0:11.82)	(0:11.79)	(0:11.28)		
5	7	SMART ACTION	2	66.6	0:11.02	1:41.07 [5]	1:23.17 [7]	1:11.47 [6]	0:59.08 [5]	0:46.18 [6]	0:34.22 [6]	0:22.66 [7]	0:34.22	-5
		Tahlia Fenlon		400m	400m	(0:17.90)	(0:11.70)	(0:12.39)	(0:12.90)	(0:11.96)	(0:11.56)	(0:11.02)		
6	3	BIG TICKET BOY	4	64.5	0:11.33	1:41.13 [6]	1:23.86 [1]	1:12.20 [1]	0:59.72 [1]	0:46.84 [1]	0:35.01 [1]	0:23.26 [1]	0:35.01	-2
		Tiffani Brooker		400m	400m	(0:17.27)	(0:11.66)	(0:12.48)	(0:12.88)	(0:11.83)	(0:11.75)	(0:11.33)		
7	8	KIND WISH	1	65.1	0:11.23	1:41.26 [7]	1:23.72 [4]	1:11.98 [3]	0:59.56 [3]	0:46.68 [4]	0:34.73 [4]	0:23.13 [4]	0:34.73	-3
		Ben Thompson		400m	400m	(0:17.54)	(0:11.74)	(0:12.42)	(0:12.88)	(0:11.95)	(0:11.60)	(0:11.23)		
8	5	OUTBURST	8	65.7	0:11.20	1:41.34 [8]	1:22.79 [9]	1:11.15 [9]	0:59.11 [7]	0:46.23 [8]	0:34.17 [9]	0:22.84 [9]	0:34.17	-3
		Jace McMurray		400m	400m	(0:18.55)	(0:11.64)	(0:12.04)	(0:12.88)	(0:12.06)	(0:11.33)	(0:11.20)		
9	12	IRON GRACE	7	65.7	0:11.27	1:41.39 [9]	1:24.07 [2]	1:12.33 [2]	0:59.74 [2]	0:46.89 [3]	0:35.01 [3]	0:23.32 [3]	0:35.01	-1
		Heavelon Van Der Hoven		400m	400m	(0:17.32)	(0:11.74)	(0:12.59)	(0:12.85)	(0:11.88)	(0:11.69)	(0:11.27)		
10	6	DEZIAH	5	65.1	0:11.25	1:41.42 [10]	1:23.97 [3]	1:12.12 [4]	0:59.59 [4]	0:46.76 [5]	0:34.78 [5]	0:23.11 [5]	0:34.78	-1
		Ryan Maloney		400m	400m	(0:17.45)	(0:11.85)	(0:12.53)	(0:12.83)	(0:11.98)	(0:11.67)	(0:11.25)		

Scratched: Deep Dawn (#10), Suprendre (#9)



**DoombenProfessional**  
**Race 5: NATIONAL LEAK DETECTION BENCHMARK 65 Handicap - 1650m**

15 October 2025 - 15:43



Track Rating: Good 4, Weather: Fine, Rail Position: +8.5m Entire

Section Field Times		200m 0:11.70 (0:11.70)		Last 600m 0:34.78			
Rank	TAB	Horse/Jockey	Barrier	Top Speed [km/h]	Fastest Section	Margin	Distance Travelled [m]
1	11	<b>KAFFIR LILY</b> Jake Bayliss	3	67.7 400m	0:10.94 400m	0:11.49 [6] (0:11.49)	1:40.90 0:33.98
2	4	<b>HEREDITARY</b> Jasper Franklin	6	67.2 400m	0:10.93 400m	0:11.61 [3] (0:11.61)	0.08L 0:33.79 +4
3	2	<b>AMERICAN PHIREBALL</b> Jai Williams	10	66.6 400m	0:10.91 400m	0:11.50 [8] (0:11.50)	0.21L 0:33.46 -3
4	1	<b>HOLY FLASH</b> Corey Sutherland	9	65.6 400m	0:11.28 400m	0:11.81 [2] (0:11.81)	0.93L 0:34.88 -3
5	7	<b>SMART ACTION</b> Tahlia Fenlon	2	66.6 400m	0:11.02 400m	0:11.64 [7] (0:11.64)	0.96L 0:34.22 -5
6	3	<b>BIG TICKET BOY</b> Tiffani Brooker	4	64.5 400m	0:11.33 400m	0:11.93 [1] (0:11.93)	1.35L 0:35.01 -2
7	8	<b>KIND WISH</b> Ben Thompson	1	65.1 400m	0:11.23 400m	0:11.90 [5] (0:11.90)	2.09L 0:34.73 -3
8	5	<b>OUTBURST</b> Jace McMurray	8	65.7 400m	0:11.20 400m	0:11.64 [10] (0:11.64)	2.59L 0:34.17 -3
9	12	<b>IRON GRACE</b> Heavelon Van Der Hoven	7	65.7 400m	0:11.27 400m	0:12.05 [4] (0:12.05)	2.85L 0:35.01 -1
10	6	<b>DESIAH</b> Ryan Maloney	5	65.1 400m	0:11.25 400m	0:11.86 [9] (0:11.86)	3.07L 0:34.78 -1

Scratched: Deep Dawn (#10), Suprendre (#9)



Horse/Jockey Name	Kaffir Lily
Final Rank	1
Fastest Section Time (Section)	0:10.94 (400m)
Top Speed [km/h] (Section)	67.7 (400m)
Race State	Finished

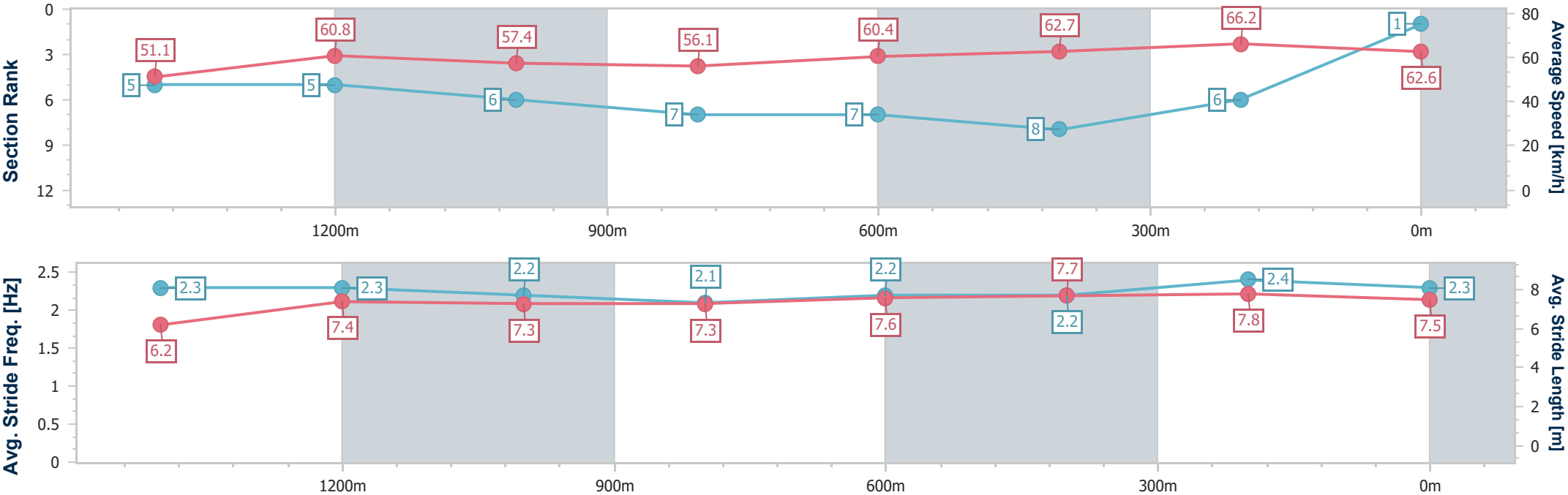


DoombenProfessional  
Race 5: NATIONAL LEAK DETECTION BENCHMARK 65  
Handicap - 1650m  
15 October 2025 - 15:43  
Track Rating: Good 4, Weather: Fine, Rail Position: +8.5m Entire



BRISBANE  
RACING CLUB

Section	Overall	1400m	1200m	1000m	800m	600m	400m	200m					
Section Times	1:40.90 [1] (0:17.58)	1:23.32 [5] (0:11.97)	1:11.35 [5] (0:12.52)	0:58.83 [6] (0:12.89)	0:45.94 [7] (0:11.96)	0:33.98 [7] (0:11.55)	0:22.43 [8] (0:10.94)	0:11.49 [6] (0:11.49)					
Average Speed [km/h]	51.1	60.8	57.4	56.1	60.4	62.7	66.2	62.6					
Top Speed [km/h]	63.3	61.6	60.2	57.8	62.4	65.0	67.7	65.4					
Avg. Dist. to Rail [m]	0.8	1.4	2.1	1.5	1.0	1.0	3.7	4.9					
Avg. Stride Freq. [Hz]	2.3	2.3	2.2	2.1	2.2	2.2	2.4	2.3					
Avg. Stride Length [m]	6.2	7.4	7.3	7.3	7.6	7.7	7.8	7.5					





Horse/Jockey Name	Hereditary
Final Rank	2
Fastest Section Time (Section)	0:10.93 (400m)
Top Speed [km/h] (Section)	67.2 (400m)
Race State	Finished

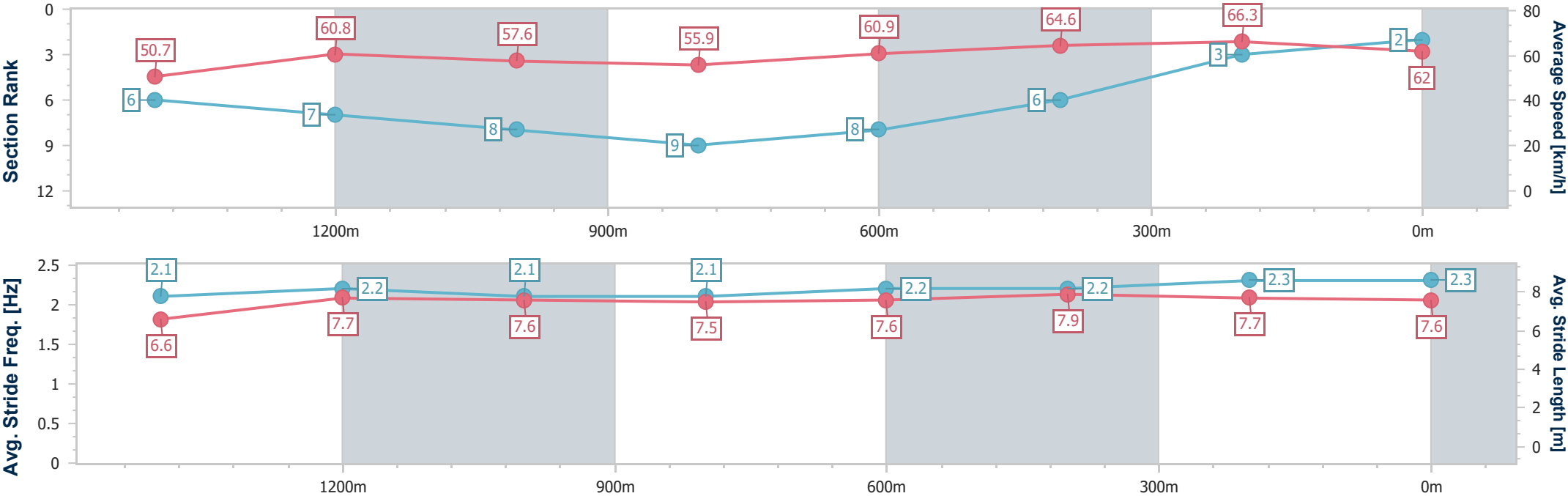


DoombenProfessional  
Race 5: NATIONAL LEAK DETECTION BENCHMARK 65  
Handicap - 1650m  
15 October 2025 - 15:43  
Track Rating: Good 4, Weather: Fine, Rail Position: +8.5m Entire



BRISBANE  
RACING CLUB

Section	Overall	1400m	1200m	1000m	800m	600m	400m	200m					
Section Times	1:40.92 [2] (0:17.89)	1:23.03 [6] (0:11.88)	1:11.15 [7] (0:12.53)	0:58.62 [8] (0:12.95)	0:45.67 [9] (0:11.88)	0:33.79 [8] (0:11.25)	0:22.54 [6] (0:10.93)	0:11.61 [3] (0:11.61)					
Average Speed [km/h]	50.7	60.8	57.6	55.9	60.9	64.6	66.3	62.0					
Top Speed [km/h]	61.7	61.9	60.0	57.3	64.2	65.4	67.2	65.6					
Avg. Dist. to Rail [m]	2.1	1.2	1.9	1.8	1.5	1.9	3.7	3.9					
Avg. Stride Freq. [Hz]	2.1	2.2	2.1	2.1	2.2	2.2	2.3	2.3					
Avg. Stride Length [m]	6.6	7.7	7.6	7.5	7.6	7.9	7.7	7.6					





Horse/Jockey Name	American Phireball
Final Rank	3
Fastest Section Time (Section)	0:10.91 (400m)
Top Speed [km/h] (Section)	66.6 (400m)
Race State	Finished

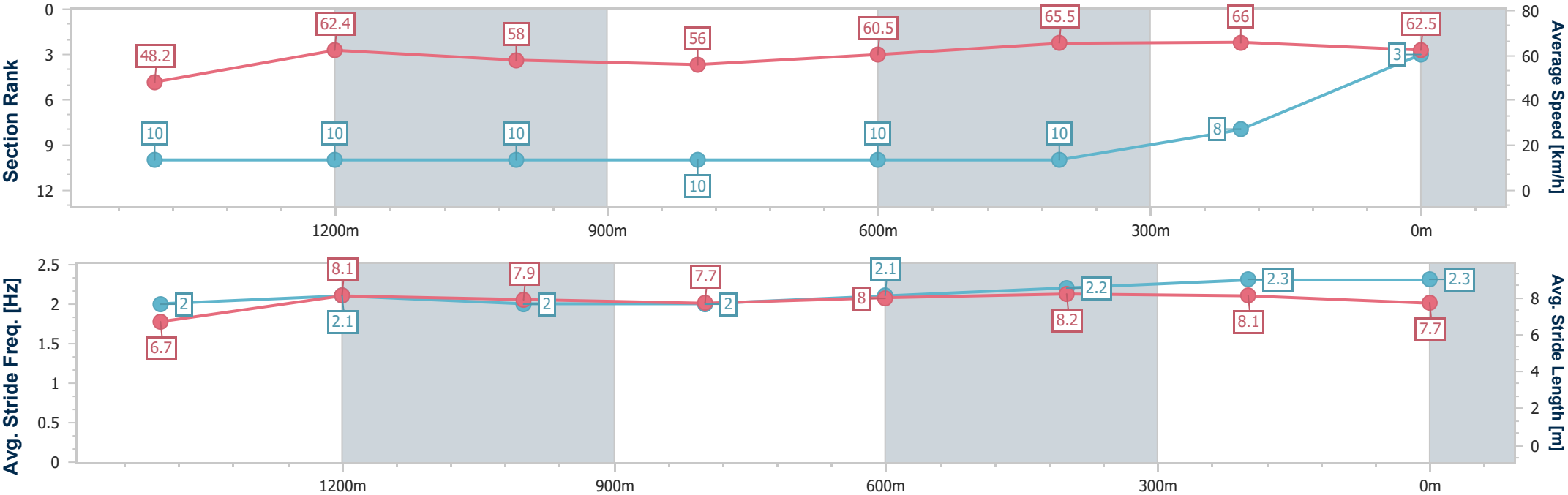


DoombenProfessional  
Race 5: NATIONAL LEAK DETECTION BENCHMARK 65  
Handicap - 1650m  
15 October 2025 - 15:43  
Track Rating: Good 4, Weather: Fine, Rail Position: +8.5m Entire



BRISBANE  
RACING CLUB

Section	Overall	1400m	1200m	1000m	800m	600m	400m	200m					
Section Times	1:40.94 [3] (0:18.68)	1:22.26 [10] (0:11.57)	1:10.69 [10] (0:12.38)	0:58.31 [10] (0:12.92)	0:45.39 [10] (0:11.93)	0:33.46 [10] (0:11.05)	0:22.41 [10] (0:10.91)	0:11.50 [8] (0:11.50)					
Average Speed [km/h]	48.2	62.4	58.0	56.0	60.5	65.5	66.0	62.5					
Top Speed [km/h]	61.6	63.9	60.2	56.5	64.5	66.1	66.6	66.1					
Avg. Dist. to Rail [m]	3.6	0.4	1.1	0.4	0.7	0.9	1.6	0.4					
Avg. Stride Freq. [Hz]	2.0	2.1	2.0	2.0	2.1	2.2	2.3	2.3					
Avg. Stride Length [m]	6.7	8.1	7.9	7.7	8.0	8.2	8.1	7.7					





Horse/Jockey Name	Holy Flash
Final Rank	4
Fastest Section Time (Section)	0:11.28 (400m)
Top Speed [km/h] (Section)	65.6 (400m)
Race State	Finished

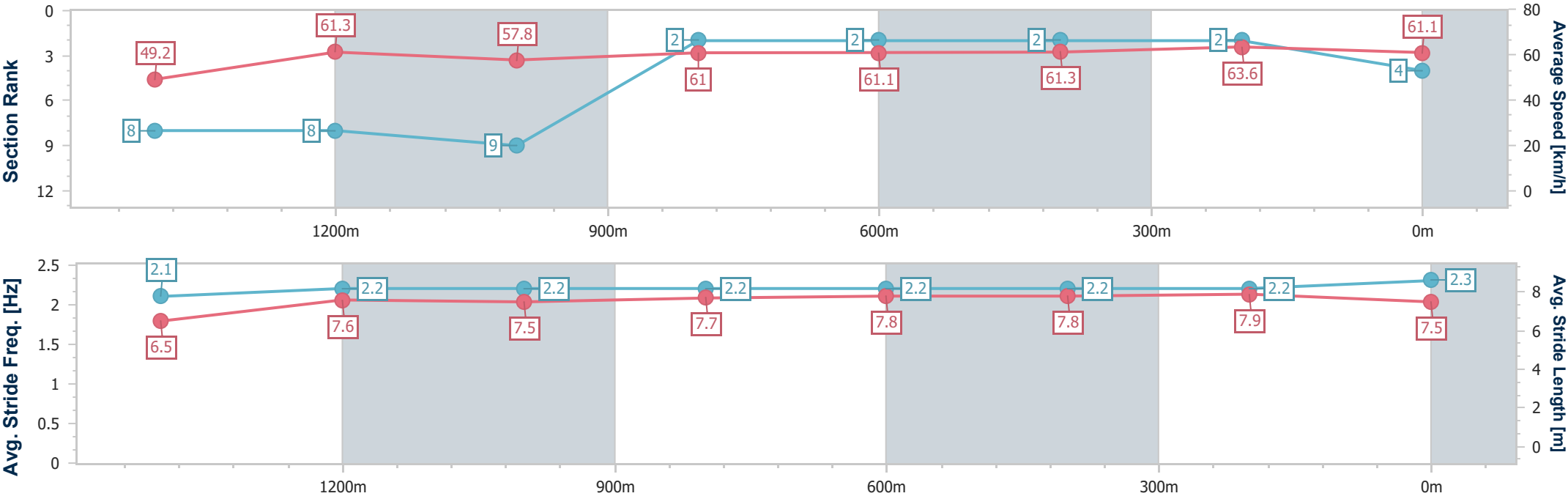


DoombenProfessional  
Race 5: NATIONAL LEAK DETECTION BENCHMARK 65  
Handicap - 1650m  
15 October 2025 - 15:43  
Track Rating: Good 4, Weather: Fine, Rail Position: +8.5m Entire



BRISBANE  
RACING CLUB

Section	Overall	1400m	1200m	1000m	800m	600m	400m	200m					
Section Times	1:41.06 [4] (0:18.27)	1:22.79 [8] (0:11.78)	1:11.01 [8] (0:12.44)	0:58.57 [9] (0:11.87)	0:46.70 [2] (0:11.82)	0:34.88 [2] (0:11.79)	0:23.09 [2] (0:11.28)	0:11.81 [2] (0:11.81)					
Average Speed [km/h]	49.2	61.3	57.8	61.0	61.1	61.3	63.6	61.1					
Top Speed [km/h]	62.4	62.5	59.8	62.2	62.4	62.0	65.6	63.8					
Avg. Dist. to Rail [m]	3.2	0.6	1.9	1.6	0.6	0.4	1.6	3.8					
Avg. Stride Freq. [Hz]	2.1	2.2	2.2	2.2	2.2	2.2	2.2	2.3					
Avg. Stride Length [m]	6.5	7.6	7.5	7.7	7.8	7.8	7.9	7.5					



[ ] Ranking at each section and finish  
- - - - No data available at this section  
NA No data available



Horse/Jockey Name	Smart Action
Final Rank	5
Fastest Section Time (Section)	0:11.02 (400m)
Top Speed [km/h] (Section)	66.6 (400m)
Race State	Finished

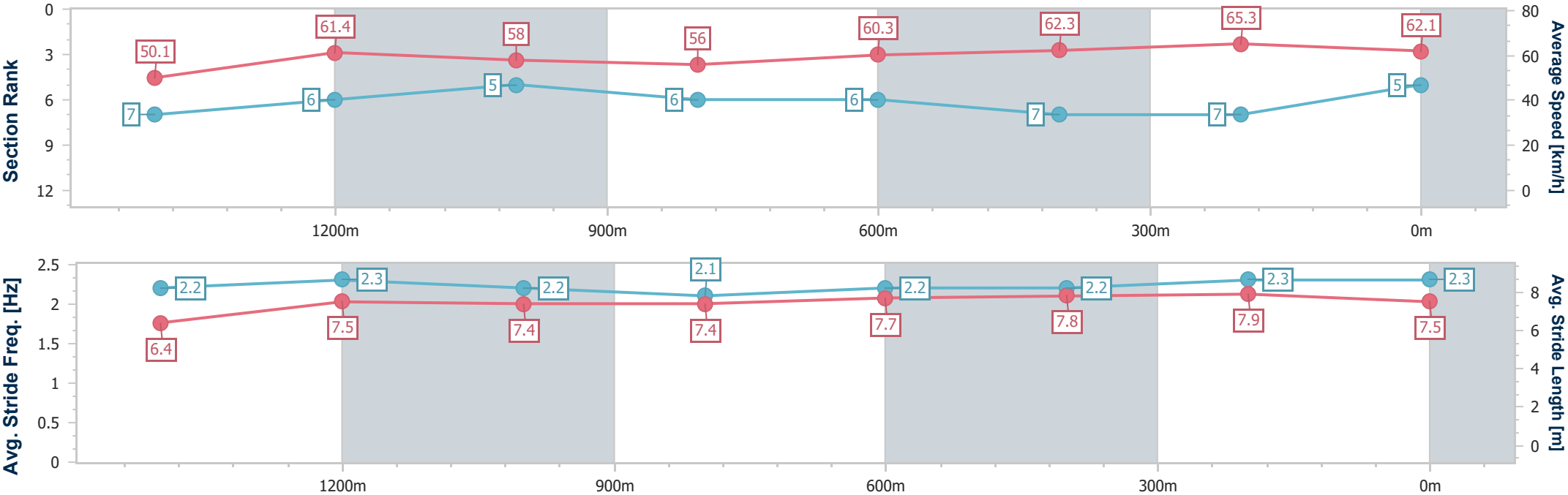


DoombenProfessional  
Race 5: NATIONAL LEAK DETECTION BENCHMARK 65  
Handicap - 1650m  
15 October 2025 - 15:43  
Track Rating: Good 4, Weather: Fine, Rail Position: +8.5m Entire



BRISBANE  
RACING CLUB

Section	Overall	1400m	1200m	1000m	800m	600m	400m	200m					
Section Times	1:41.07 [5] (0:17.90)	1:23.17 [7] (0:11.70)	1:11.47 [6] (0:12.39)	0:59.08 [5] (0:12.90)	0:46.18 [6] (0:11.96)	0:34.22 [6] (0:11.56)	0:22.66 [7] (0:11.02)	0:11.64 [7] (0:11.64)					
Average Speed [km/h]	50.1	61.4	58.0	56.0	60.3	62.3	65.3	62.1					
Top Speed [km/h]	62.3	63.2	60.5	57.6	61.9	63.1	66.6	65.3					
Avg. Dist. to Rail [m]	2.4	0.7	1.1	1.0	0.5	0.2	2.0	1.3					
Avg. Stride Freq. [Hz]	2.2	2.3	2.2	2.1	2.2	2.2	2.3	2.3					
Avg. Stride Length [m]	6.4	7.5	7.4	7.4	7.7	7.8	7.9	7.5					







Horse/Jockey Name	Big Ticket Boy
Final Rank	6
Fastest Section Time (Section)	0:11.33 (400m)
Top Speed [km/h] (Section)	64.5 (400m)
Race State	Finished

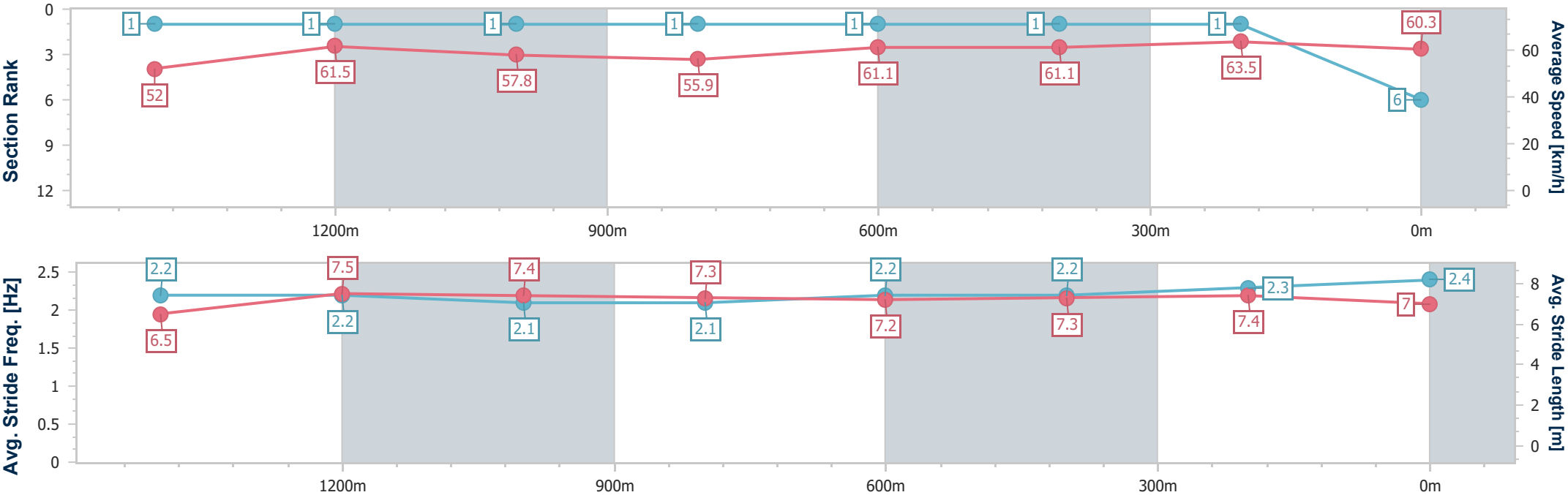


DoombenProfessional  
Race 5: NATIONAL LEAK DETECTION BENCHMARK 65  
Handicap - 1650m  
15 October 2025 - 15:43  
Track Rating: Good 4, Weather: Fine, Rail Position: +8.5m Entire



BRISBANE  
RACING CLUB

Section	Overall	1400m	1200m	1000m	800m	600m	400m	200m					
Section Times	1:41.13 [6] (0:17.27)	1:23.86 [1] (0:11.66)	1:12.20 [1] (0:12.48)	0:59.72 [1] (0:12.88)	0:46.84 [1] (0:11.83)	0:35.01 [1] (0:11.75)	0:23.26 [1] (0:11.33)	0:11.93 [1] (0:11.93)					
Average Speed [km/h]	52.0	61.5	57.8	55.9	61.1	61.1	63.5	60.3					
Top Speed [km/h]	62.7	62.6	60.0	59.0	61.8	62.5	64.5	63.2					
Avg. Dist. to Rail [m]	1.1	0.7	0.8	1.0	0.4	0.4	2.1	4.3					
Avg. Stride Freq. [Hz]	2.2	2.2	2.1	2.1	2.2	2.2	2.3	2.4					
Avg. Stride Length [m]	6.5	7.5	7.4	7.3	7.2	7.3	7.4	7.0					





Horse/Jockey Name	Kind Wish
Final Rank	7
Fastest Section Time (Section)	0:11.23 (400m)
Top Speed [km/h] (Section)	65.1 (400m)
Race State	Finished

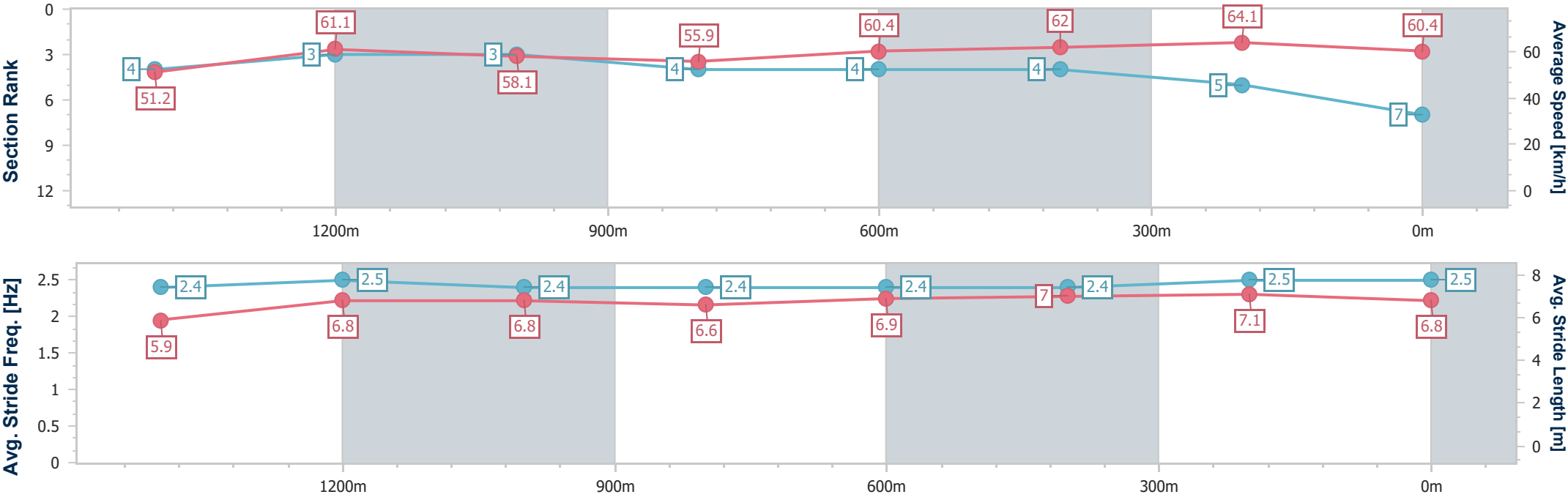


DoombenProfessional  
Race 5: NATIONAL LEAK DETECTION BENCHMARK 65  
Handicap - 1650m  
15 October 2025 - 15:43  
Track Rating: Good 4, Weather: Fine, Rail Position: +8.5m Entire



BRISBANE  
RACING CLUB

Section	Overall	1400m	1200m	1000m	800m	600m	400m	200m					
Section Times	1:41.26 [7] (0:17.54)	1:23.72 [4] (0:11.74)	1:11.98 [3] (0:12.42)	0:59.56 [3] (0:12.88)	0:46.68 [4] (0:11.95)	0:34.73 [4] (0:11.60)	0:23.13 [4] (0:11.23)	0:11.90 [5] (0:11.90)					
Average Speed [km/h]	51.2	61.1	58.1	55.9	60.4	62.0	64.1	60.4					
Top Speed [km/h]	62.4	62.0	60.4	56.7	61.9	63.4	65.1	63.2					
Avg. Dist. to Rail [m]	1.2	0.9	0.6	0.6	0.4	0.2	0.3	0.7					
Avg. Stride Freq. [Hz]	2.4	2.5	2.4	2.4	2.4	2.4	2.5	2.5					
Avg. Stride Length [m]	5.9	6.8	6.8	6.6	6.9	7.0	7.1	6.8					





Horse/Jockey Name	Outburst
Final Rank	8
Fastest Section Time (Section)	0:11.20 (400m)
Top Speed [km/h] (Section)	65.7 (400m)
Race State	Finished

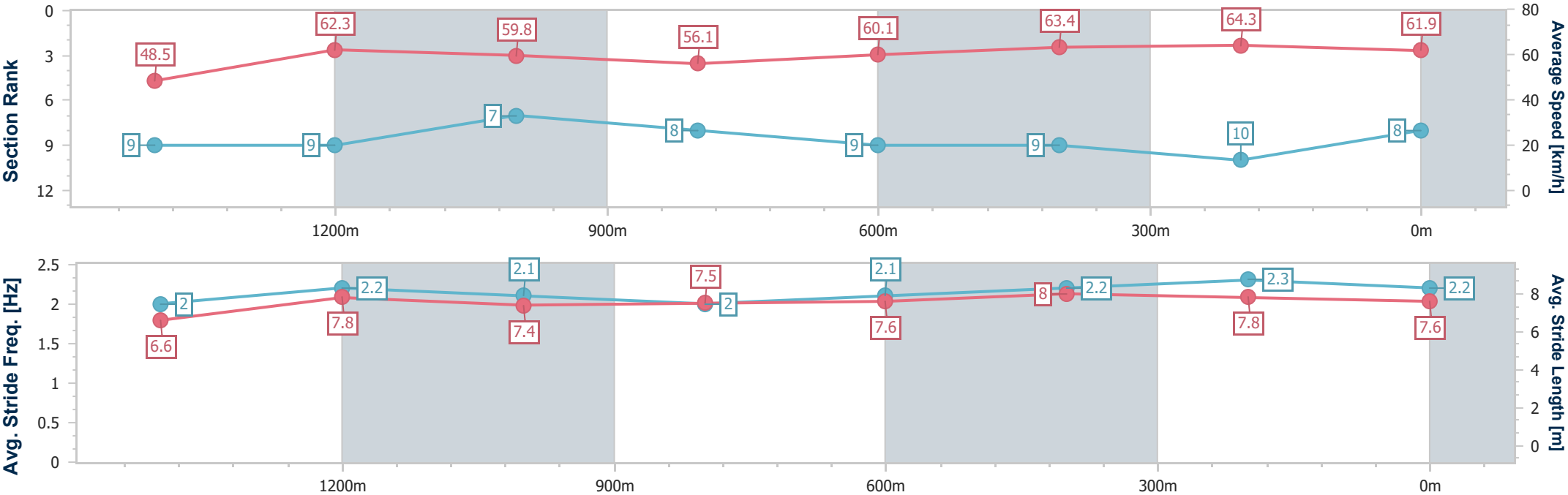


DoombenProfessional  
Race 5: NATIONAL LEAK DETECTION BENCHMARK 65  
Handicap - 1650m  
15 October 2025 - 15:43  
Track Rating: Good 4, Weather: Fine, Rail Position: +8.5m Entire



BRISBANE  
RACING CLUB

Section	Overall	1400m	1200m	1000m	800m	600m	400m	200m					
Section Times	1:41.34 [8] (0:18.55)	1:22.79 [9] (0:11.64)	1:11.15 [9] (0:12.04)	0:59.11 [7] (0:12.88)	0:46.23 [8] (0:12.06)	0:34.17 [9] (0:11.33)	0:22.84 [9] (0:11.20)	0:11.64 [10] (0:11.64)					
Average Speed [km/h]	48.5	62.3	59.8	56.1	60.1	63.4	64.3	61.9					
Top Speed [km/h]	60.7	63.1	62.7	56.8	63.2	64.0	65.7	64.1					
Avg. Dist. to Rail [m]	2.7	1.0	1.9	1.5	0.8	0.2	0.4	1.3					
Avg. Stride Freq. [Hz]	2.0	2.2	2.1	2.0	2.1	2.2	2.3	2.2					
Avg. Stride Length [m]	6.6	7.8	7.4	7.5	7.6	8.0	7.8	7.6					





Horse/Jockey Name	Iron Grace
Final Rank	9
Fastest Section Time (Section)	0:11.27 (400m)
Top Speed [km/h] (Section)	65.7 (400m)
Race State	Finished

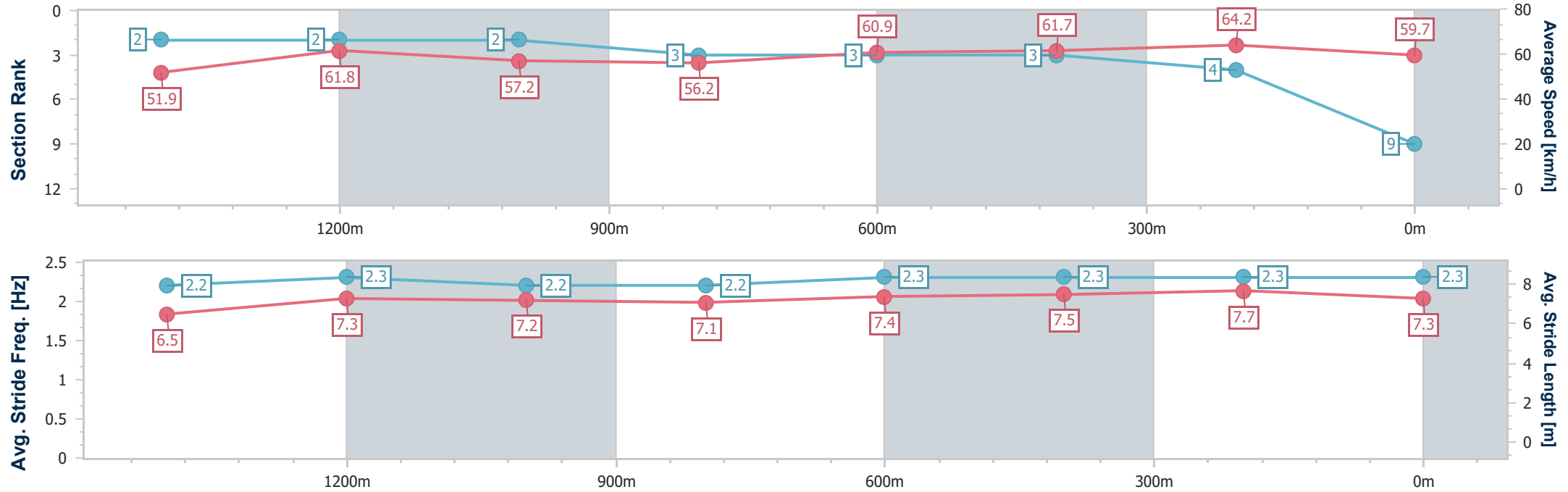


DoombenProfessional  
Race 5: NATIONAL LEAK DETECTION BENCHMARK 65  
Handicap - 1650m  
15 October 2025 - 15:43  
Track Rating: Good 4, Weather: Fine, Rail Position: +8.5m Entire



BRISBANE  
RACING CLUB

Section	Overall	1400m	1200m	1000m	800m	600m	400m	200m					
Section Times	1:41.39 [9] (0:17.32)	1:24.07 [2] (0:11.74)	1:12.33 [2] (0:12.59)	0:59.74 [2] (0:12.85)	0:46.89 [3] (0:11.88)	0:35.01 [3] (0:11.69)	0:23.32 [3] (0:11.27)	0:12.05 [4] (0:12.05)					
Average Speed [km/h]	51.9	61.8	57.2	56.2	60.9	61.7	64.2	59.7					
Top Speed [km/h]	64.6	64.4	58.5	58.1	61.8	63.9	65.7	63.3					
Avg. Dist. to Rail [m]	3.3	1.2	1.9	1.6	0.9	0.4	2.3	4.0					
Avg. Stride Freq. [Hz]	2.2	2.3	2.2	2.2	2.3	2.3	2.3	2.3					
Avg. Stride Length [m]	6.5	7.3	7.2	7.1	7.4	7.5	7.7	7.3					





Horse/Jockey Name	Desiah
Final Rank	10
Fastest Section Time (Section)	0:11.25 (400m)
Top Speed [km/h] (Section)	65.1 (400m)
Race State	Finished

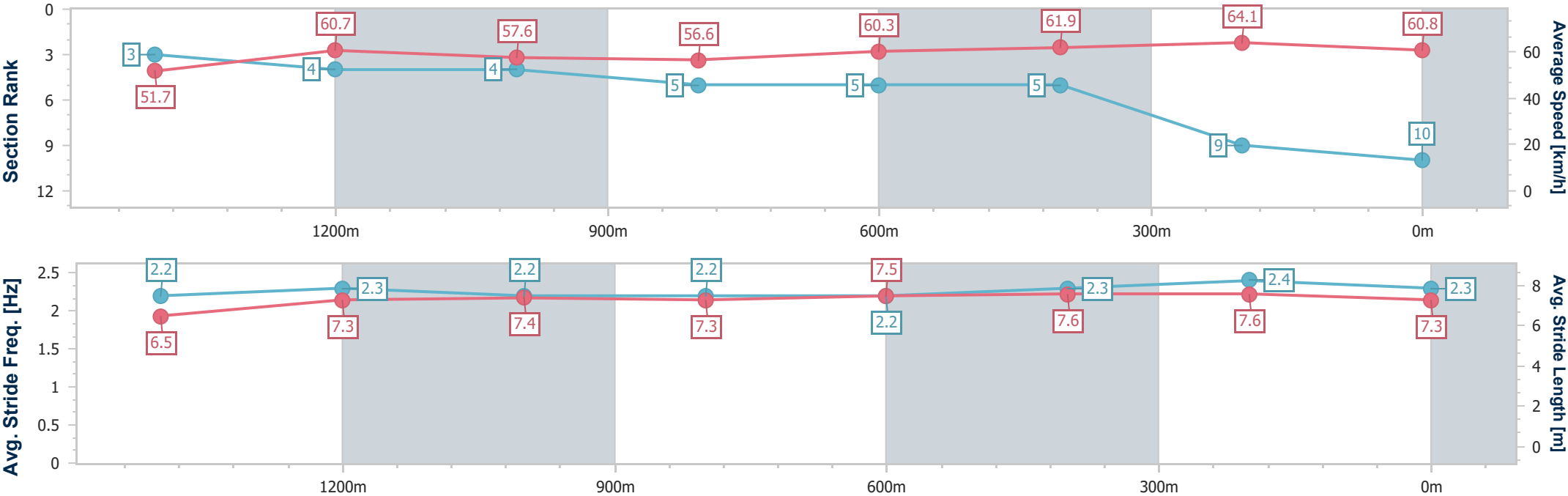


DoombenProfessional  
Race 5: NATIONAL LEAK DETECTION BENCHMARK 65  
Handicap - 1650m  
15 October 2025 - 15:43  
Track Rating: Good 4, Weather: Fine, Rail Position: +8.5m Entire



BRISBANE  
RACING CLUB

Section	Overall	1400m	1200m	1000m	800m	600m	400m	200m					
Section Times	1:41.42 [10] (0:17.45)	1:23.97 [3] (0:11.85)	1:12.12 [4] (0:12.53)	0:59.59 [4] (0:12.83)	0:46.76 [5] (0:11.98)	0:34.78 [5] (0:11.67)	0:23.11 [5] (0:11.25)	0:11.86 [9] (0:11.86)					
Average Speed [km/h]	51.7	60.7	57.6	56.6	60.3	61.9	64.1	60.8					
Top Speed [km/h]	63.0	62.4	59.6	57.5	62.3	63.0	65.1	63.8					
Avg. Dist. to Rail [m]	2.1	0.4	0.9	1.4	1.3	0.7	2.2	2.1					
Avg. Stride Freq. [Hz]	2.2	2.3	2.2	2.2	2.2	2.3	2.4	2.3					
Avg. Stride Length [m]	6.5	7.3	7.4	7.3	7.5	7.6	7.6	7.3					





# DoombenProfessional

## Race 6: JOHNS LYNG GROUP BENCHMARK 70 Handicap - 1200m

15 October 2025 - 16:18



BRISBANE  
RACING CLUB

Track Rating: Good 4, Weather: Fine, Rail Position: +8.5m Entire

Section		Overall				1000m	800m	600m	400m	200m	Last 600m		
Field Times		1:10.39 (0:13.85)				0:56.54 (0:11.23)	0:45.31 (0:11.44)	0:33.87 (0:11.46)	0:22.41 (0:10.99)	0:11.42 (0:11.42)	0:33.87		
Rank	TAB Horse/Jockey	Barrier	Top Speed [km/h]	Fastest Section							Margin	Distance Travelled [m]	
1	1 CASPERNOVA Jace McMurray	6	68.3 400m	0:10.74 400m	1:10.39 [1] (0:14.27)	0:56.12 [5] (0:11.37)	0:44.75 [6] (0:11.39)	0:33.36 [6] (0:11.41)	0:21.95 [6] (0:10.74)	0:11.21 [5] (0:11.21)	1:10.39	0:33.36	
2	10 GELATIN Daniel Moor	3	69.5 400m	0:10.73 400m	1:10.54 [2] (0:14.13)	0:56.41 [4] (0:11.27)	0:45.14 [3] (0:11.35)	0:33.79 [3] (0:11.49)	0:22.30 [3] (0:10.73)	0:11.57 [1] (0:11.57)	0.92L	0:33.79	+1
3	9 FORTUNEER Justin Huxtable	2	67.7 400m	0:10.89 400m	1:10.66 [3] (0:13.98)	0:56.68 [3] (0:11.44)	0:45.24 [4] (0:11.42)	0:33.82 [4] (0:11.42)	0:22.40 [4] (0:10.89)	0:11.51 [4] (0:11.51)	1.61L	0:33.82	+2
4	5 SHOW ME MERCY Jai Williams	4	67.3 Overall	0:10.99 400m	1:10.67 [4] (0:13.85)	0:56.82 [1] (0:11.34)	0:45.48 [2] (0:11.40)	0:34.08 [2] (0:11.39)	0:22.69 [1] (0:10.99)	0:11.70 [2] (0:11.70)	1.69L	0:34.08	-1
5	11 TORO STRIKE Tiffani Brooker	7	67.9 400m	0:10.76 400m	1:10.84 [5] (0:14.51)	0:56.33 [8] (0:11.27)	0:45.06 [7] (0:11.28)	0:33.78 [7] (0:11.45)	0:22.33 [7] (0:10.76)	0:11.57 [6] (0:11.57)	2.65L	0:33.78	+0
6	12 ONE BEAT NO BEAT Jake Bayliss	8	67.9 400m	0:10.81 400m	1:10.91 [6] (0:14.39)	0:56.52 [7] (0:11.41)	0:45.11 [8] (0:11.42)	0:33.69 [8] (0:11.42)	0:22.27 [8] (0:10.81)	0:11.46 [7] (0:11.46)	3.07L	0:33.69	+5
7	2 BEAU WITNESS Stacey Callow	5	65.5 400m	0:11.23 400m	1:11.25 [7] (0:14.28)	0:56.97 [6] (0:11.33)	0:45.64 [5] (0:11.34)	0:34.30 [5] (0:11.44)	0:22.86 [5] (0:11.23)	0:11.63 [8] (0:11.63)	5.11L	0:34.30	+5
8	7 I AM A MARVEL Ben Thompson	1	65.6 400m	0:11.10 400m	1:11.26 [8] (0:13.93)	0:57.33 [2] (0:11.15)	0:46.18 [1] (0:11.44)	0:34.74 [1] (0:11.48)	0:23.26 [2] (0:11.10)	0:12.16 [3] (0:12.16)	5.17L	0:34.74	+0

Scratched: Billionair Baby (#3), Code In Time (#4), Kodiak (#6), Capital Asset (#8), Anarita (#13)



Horse/Jockey Name	Caspernova
Final Rank	1
Fastest Section Time (Section)	0:10.74 (400m)
Top Speed [km/h] (Section)	68.3 (400m)
Race State	Finished

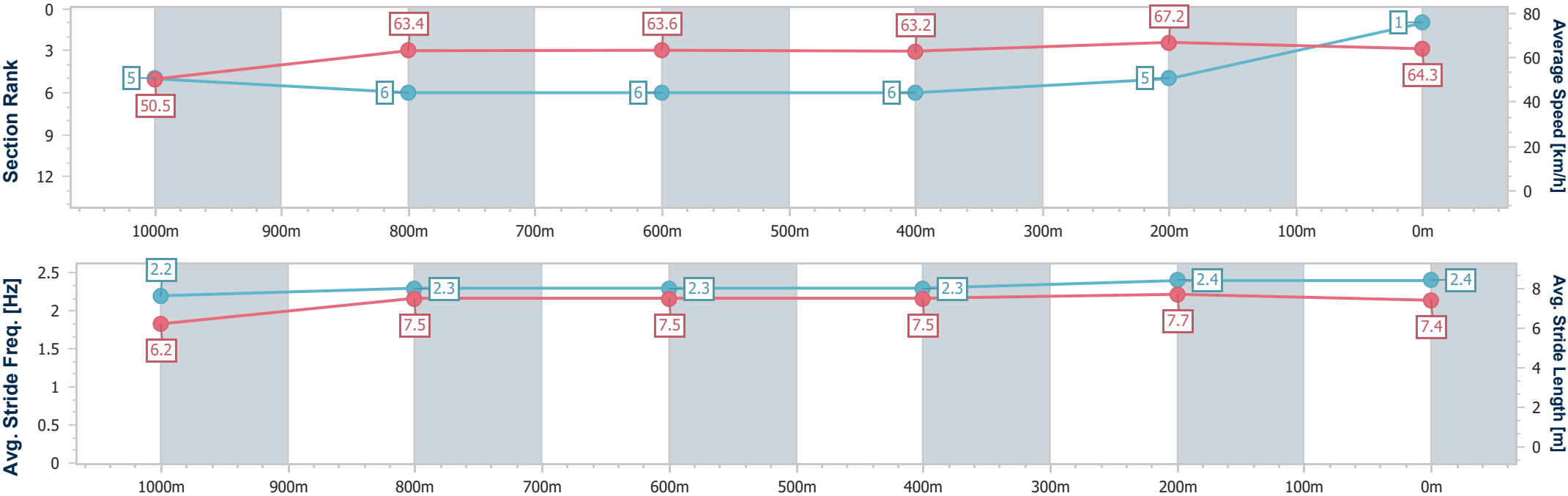


DooombenProfessional  
Race 6: JOHNS LYNG GROUP BENCHMARK 70 Handicap - 1200m  
15 October 2025 - 16:18  
Track Rating: Good 4, Weather: Fine, Rail Position: +8.5m Entire



BRISBANE  
RACING CLUB

Section	Overall	1000m	800m	600m	400m	200m								
Section Times	1:10.39 [1] (0:14.27)	0:56.12 [5] (0:11.37)	0:44.75 [6] (0:11.39)	0:33.36 [6] (0:11.41)	0:21.95 [6] (0:10.74)	0:11.21 [5] (0:11.21)								
Average Speed [km/h]	50.5	63.4	63.6	63.2	67.2	64.3								
Top Speed [km/h]	64.6	65.4	64.2	64.8	68.3	68.0								
Avg. Dist. to Rail [m]	3.3	1.5	0.9	0.5	3.1	4.3								
Avg. Stride Freq. [Hz]	2.2	2.3	2.3	2.3	2.4	2.4								
Avg. Stride Length [m]	6.2	7.5	7.5	7.5	7.7	7.4								





Horse/Jockey Name	Gelatin
Final Rank	2
Fastest Section Time (Section)	0:10.73 (400m)
Top Speed [km/h] (Section)	69.5 (400m)
Race State	Finished



DoombenProfessional  
Race 6: JOHNS LYNG GROUP BENCHMARK 70 Handicap - 1200m

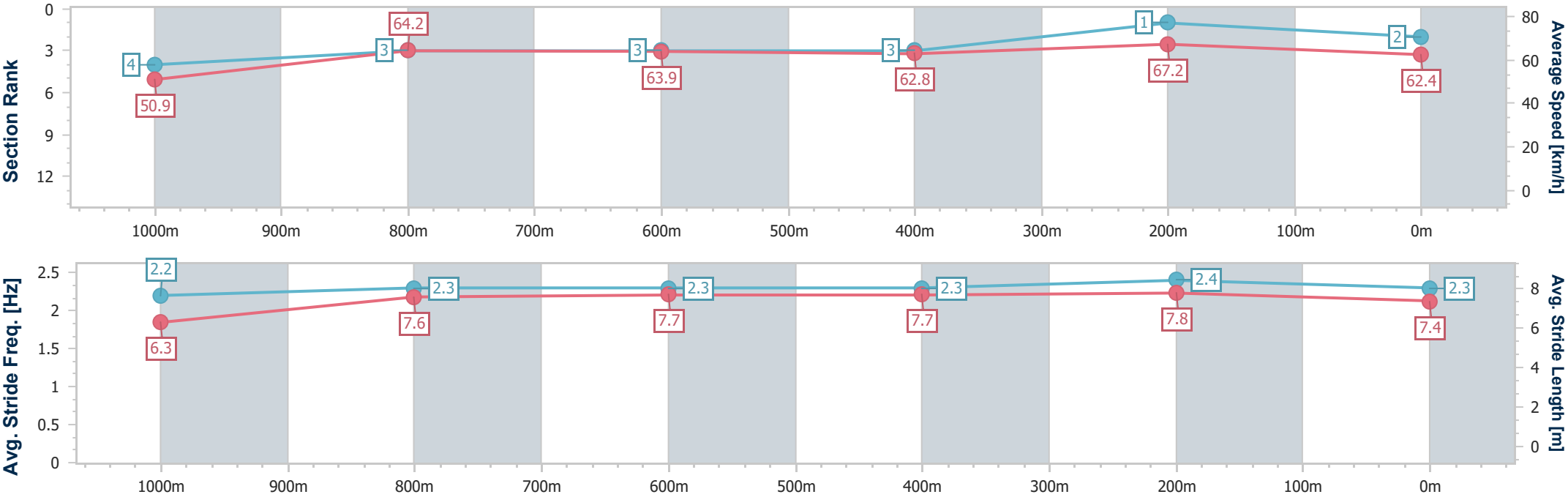
15 October 2025 - 16:18

Track Rating: Good 4, Weather: Fine, Rail Position: +8.5m Entire



BRISBANE  
RACING CLUB

Section	Overall	1000m	800m	600m	400m	200m							
Section Times	1:10.54 [2] (0:14.13)	0:56.41 [4] (0:11.27)	0:45.14 [3] (0:11.35)	0:33.79 [3] (0:11.49)	0:22.30 [3] (0:10.73)	0:11.57 [1] (0:11.57)							
Average Speed [km/h]	50.9	64.2	63.9	62.8	67.2	62.4							
Top Speed [km/h]	63.8	64.9	64.8	65.0	69.5	65.9							
Avg. Dist. to Rail [m]	1.2	0.8	1.5	0.4	1.3	1.6							
Avg. Stride Freq. [Hz]	2.2	2.3	2.3	2.3	2.4	2.3							
Avg. Stride Length [m]	6.3	7.6	7.7	7.7	7.8	7.4							



- [ ] Ranking at each section and finish
- .-.- No data available at this section
- NA No data available





Horse/Jockey Name	Fortuneer
Final Rank	3
Fastest Section Time (Section)	0:10.89 (400m)
Top Speed [km/h] (Section)	67.7 (400m)
Race State	Finished

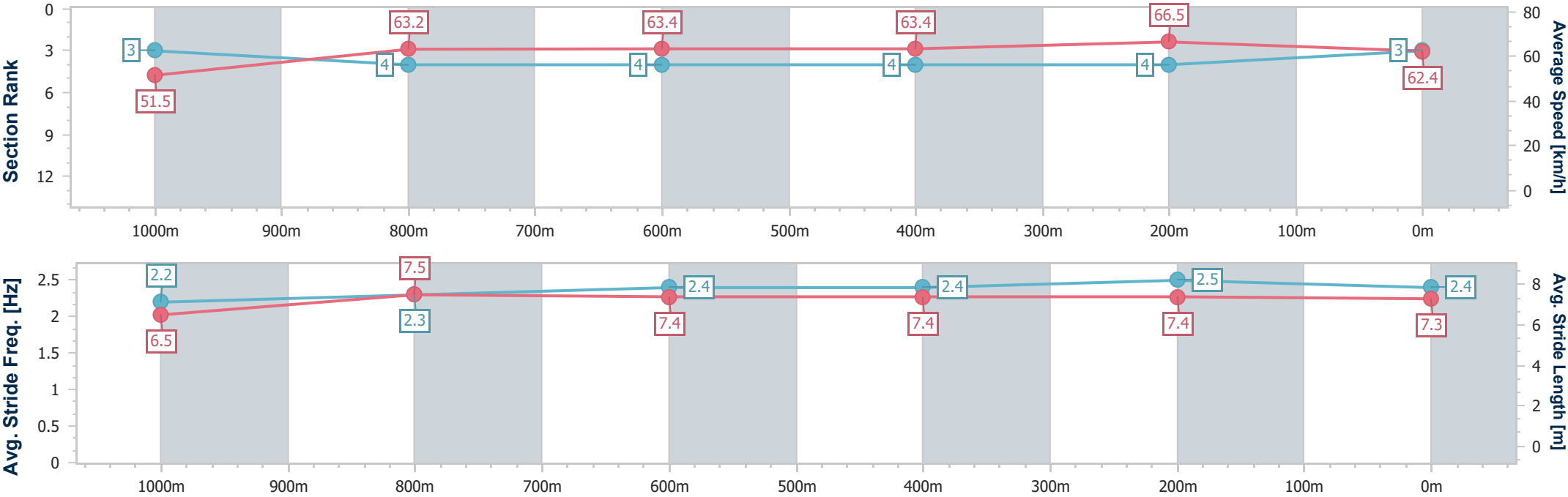


DooibenProfessional  
Race 6: JOHNS LYNG GROUP BENCHMARK 70 Handicap - 1200m  
15 October 2025 - 16:18  
Track Rating: Good 4, Weather: Fine, Rail Position: +8.5m Entire



BRISBANE  
RACING CLUB

Section	Overall	1000m	800m	600m	400m	200m							
Section Times	1:10.66 [3] (0:13.98)	0:56.68 [3] (0:11.44)	0:45.24 [4] (0:11.42)	0:33.82 [4] (0:11.42)	0:22.40 [4] (0:10.89)	0:11.51 [4] (0:11.51)							
Average Speed [km/h]	51.5	63.2	63.4	63.4	66.5	62.4							
Top Speed [km/h]	63.4	65.1	64.2	65.2	67.7	65.2							
Avg. Dist. to Rail [m]	1.5	1.0	1.3	1.3	4.9	6.3							
Avg. Stride Freq. [Hz]	2.2	2.3	2.4	2.4	2.5	2.4							
Avg. Stride Length [m]	6.5	7.5	7.4	7.4	7.4	7.3							





Horse/Jockey Name	Show Me Mercy
Final Rank	4
Fastest Section Time (Section)	0:10.99 (400m)
Top Speed [km/h] (Section)	67.3 (Overall)
Race State	Finished

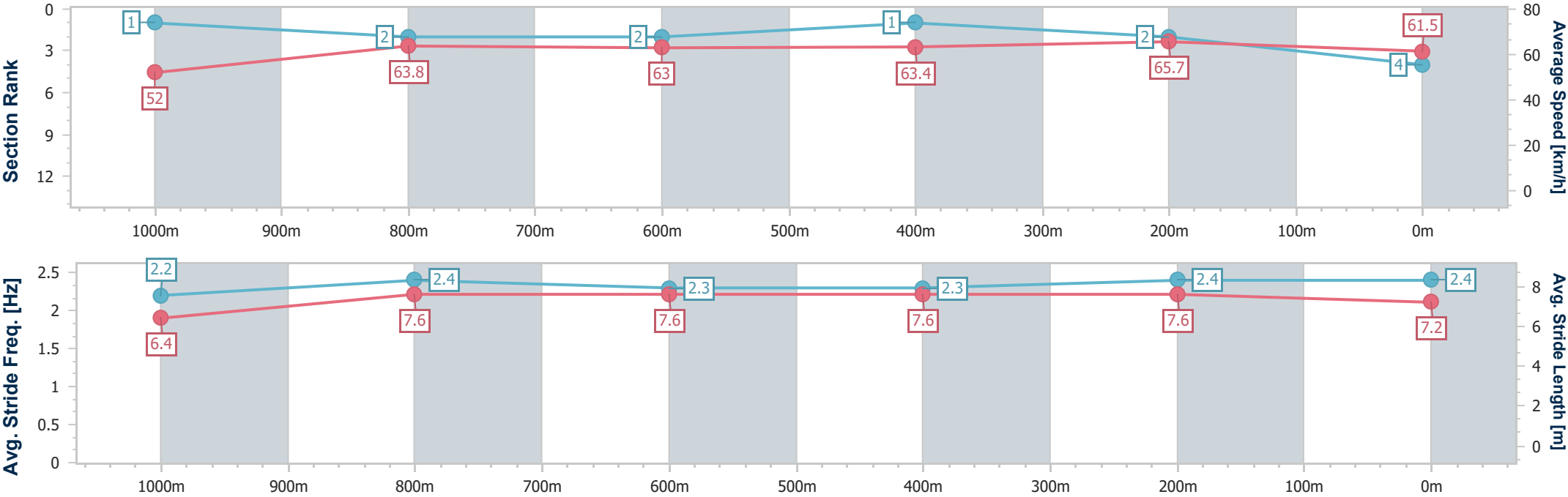


DoombenProfessional  
Race 6: JOHNS LYNG GROUP BENCHMARK 70 Handicap - 1200m  
15 October 2025 - 16:18  
Track Rating: Good 4, Weather: Fine, Rail Position: +8.5m Entire



BRISBANE  
RACING CLUB

Section	Overall	1000m	800m	600m	400m	200m								
Section Times	1:10.67 [4] (0:13.85)	0:56.82 [1] (0:11.34)	0:45.48 [2] (0:11.40)	0:34.08 [2] (0:11.39)	0:22.69 [1] (0:10.99)	0:11.70 [2] (0:11.70)								
Average Speed [km/h]	52.0	63.8	63.0	63.4	65.7	61.5								
Top Speed [km/h]	67.3	66.7	64.1	64.8	66.8	65.3								
Avg. Dist. to Rail [m]	3.2	1.2	0.3	0.3	2.5	4.2								
Avg. Stride Freq. [Hz]	2.2	2.4	2.3	2.3	2.4	2.4								
Avg. Stride Length [m]	6.4	7.6	7.6	7.6	7.6	7.2								





Horse/Jockey Name	Toro Strike
Final Rank	5
Fastest Section Time (Section)	0:10.76 (400m)
Top Speed [km/h] (Section)	67.9 (400m)
Race State	Finished

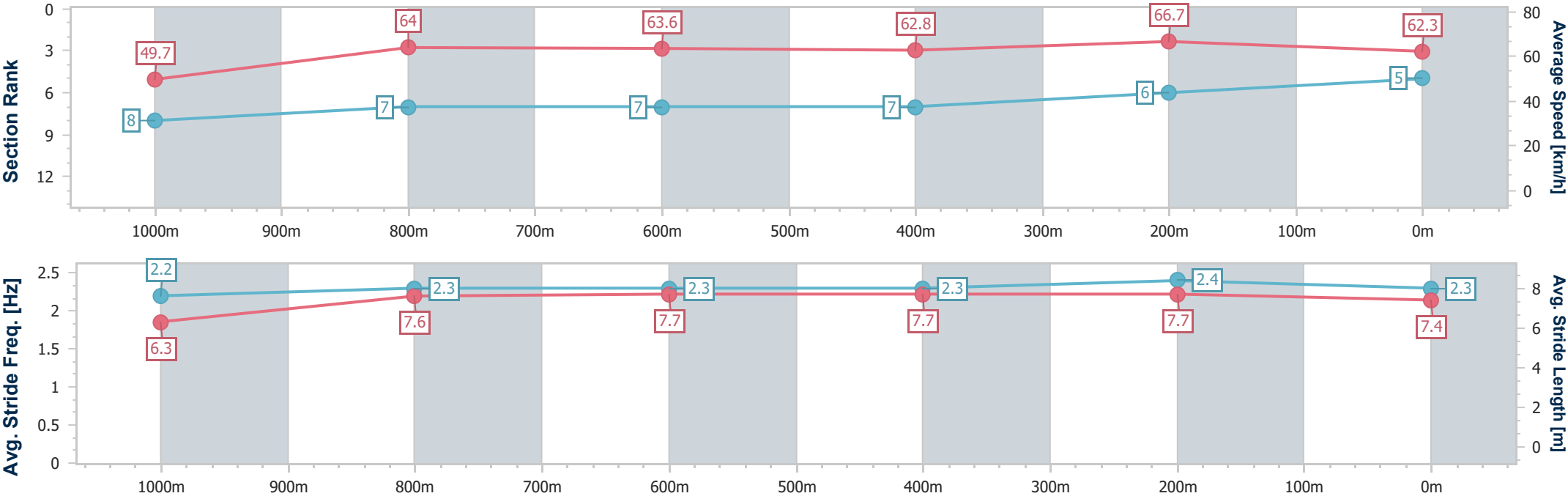


DoombenProfessional  
Race 6: JOHNS LYNG GROUP BENCHMARK 70 Handicap - 1200m  
15 October 2025 - 16:18  
Track Rating: Good 4, Weather: Fine, Rail Position: +8.5m Entire



BRISBANE  
RACING CLUB

Section	Overall	1000m	800m	600m	400m	200m								
Section Times	1:10.84 [5] (0:14.51)	0:56.33 [8] (0:11.27)	0:45.06 [7] (0:11.28)	0:33.78 [7] (0:11.45)	0:22.33 [7] (0:10.76)	0:11.57 [6] (0:11.57)								
Average Speed [km/h]	49.7	64.0	63.6	62.8	66.7	62.3								
Top Speed [km/h]	63.8	64.7	64.6	64.7	67.9	65.9								
Avg. Dist. to Rail [m]	4.2	0.6	0.4	0.8	1.5	2.0								
Avg. Stride Freq. [Hz]	2.2	2.3	2.3	2.3	2.4	2.3								
Avg. Stride Length [m]	6.3	7.6	7.7	7.7	7.7	7.4								





Horse/Jockey Name	One Beat No Beat
Final Rank	6
Fastest Section Time (Section)	0:10.81 (400m)
Top Speed [km/h] (Section)	67.9 (400m)
Race State	Finished

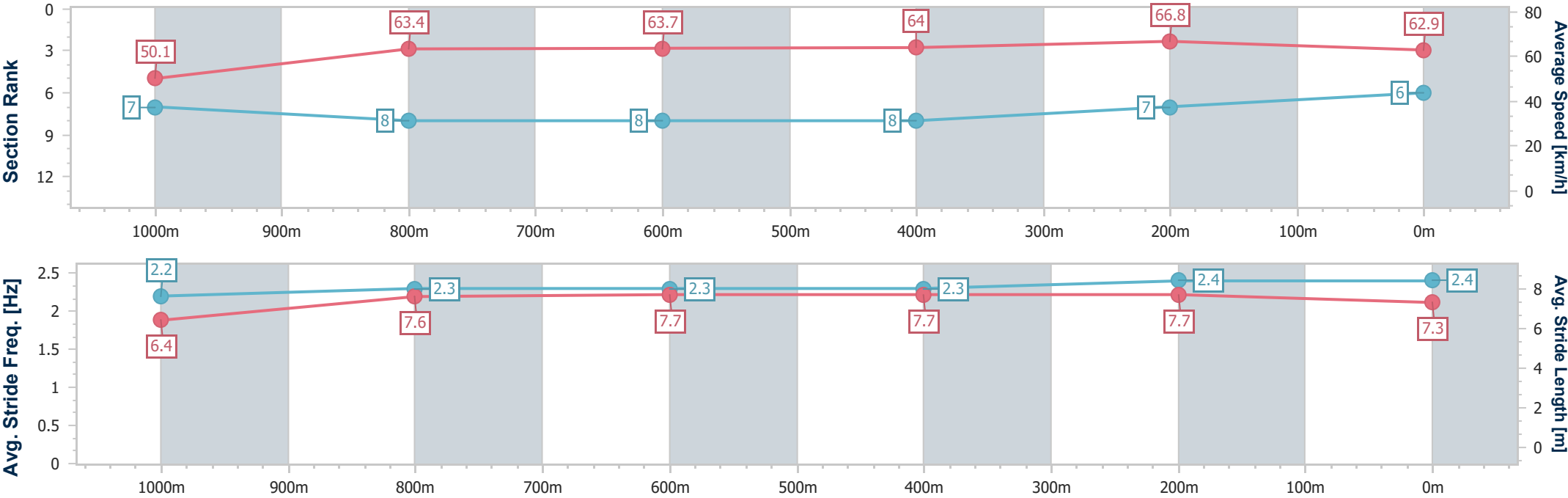


DoombenProfessional  
Race 6: JOHNS LYNG GROUP BENCHMARK 70 Handicap - 1200m  
15 October 2025 - 16:18  
Track Rating: Good 4, Weather: Fine, Rail Position: +8.5m Entire



BRISBANE  
RACING CLUB

Section	Overall	1000m	800m	600m	400m	200m							
Section Times	1:10.91 [6] (0:14.39)	0:56.52 [7] (0:11.41)	0:45.11 [8] (0:11.42)	0:33.69 [8] (0:11.42)	0:22.27 [8] (0:10.81)	0:11.46 [7] (0:11.46)							
Average Speed [km/h]	50.1	63.4	63.7	64.0	66.8	62.9							
Top Speed [km/h]	63.9	64.7	64.3	65.1	67.9	67.7							
Avg. Dist. to Rail [m]	5.1	1.8	2.7	2.2	3.6	7.1							
Avg. Stride Freq. [Hz]	2.2	2.3	2.3	2.3	2.4	2.4							
Avg. Stride Length [m]	6.4	7.6	7.7	7.7	7.7	7.3							





Horse/Jockey Name	Beau Witness
Final Rank	7
Fastest Section Time (Section)	0:11.23 (400m)
Top Speed [km/h] (Section)	65.5 (400m)
Race State	Finished

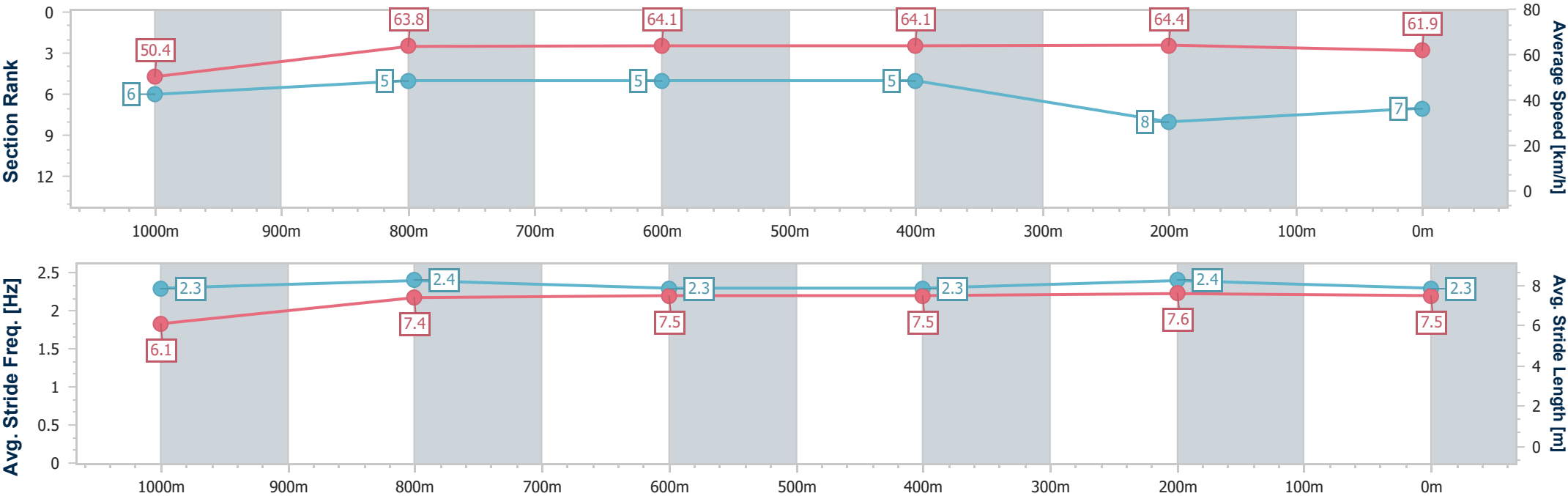


DooibenProfessional  
Race 6: JOHNS LYNG GROUP BENCHMARK 70 Handicap - 1200m  
15 October 2025 - 16:18  
Track Rating: Good 4, Weather: Fine, Rail Position: +8.5m Entire



BRISBANE  
RACING CLUB

Section	Overall	1000m	800m	600m	400m	200m							
Section Times	1:11.25 [7] (0:14.28)	0:56.97 [6] (0:11.33)	0:45.64 [5] (0:11.34)	0:34.30 [5] (0:11.44)	0:22.86 [5] (0:11.23)	0:11.63 [8] (0:11.63)							
Average Speed [km/h]	50.4	63.8	64.1	64.1	64.4	61.9							
Top Speed [km/h]	63.6	65.3	64.8	64.7	65.5	64.9							
Avg. Dist. to Rail [m]	4.2	2.1	1.9	2.8	5.6	9.2							
Avg. Stride Freq. [Hz]	2.3	2.4	2.3	2.3	2.4	2.3							
Avg. Stride Length [m]	6.1	7.4	7.5	7.5	7.6	7.5							





Horse/Jockey Name	I Am A Marvel
Final Rank	8
Fastest Section Time (Section)	0:11.10 (400m)
Top Speed [km/h] (Section)	65.6 (400m)
Race State	Finished

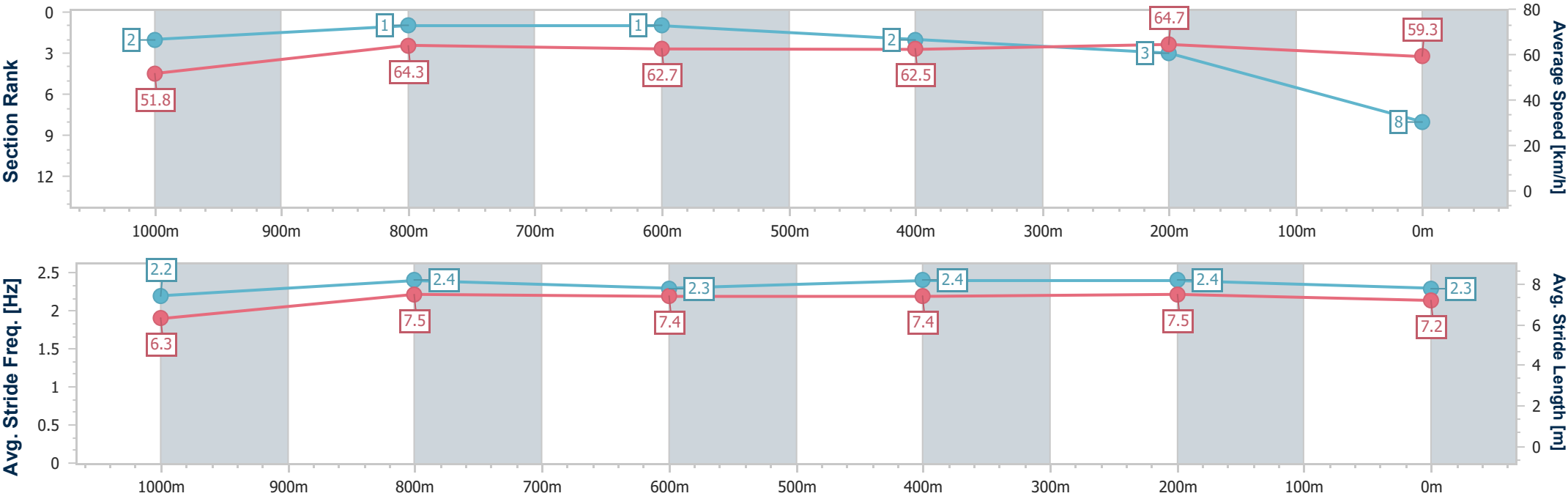


DoombenProfessional  
Race 6: JOHNS LYNG GROUP BENCHMARK 70 Handicap - 1200m  
15 October 2025 - 16:18  
Track Rating: Good 4, Weather: Fine, Rail Position: +8.5m Entire



BRISBANE  
RACING CLUB

Section	Overall	1000m	800m	600m	400m	200m							
Section Times	1:11.26 [8] (0:13.93)	0:57.33 [2] (0:11.15)	0:46.18 [1] (0:11.44)	0:34.74 [1] (0:11.48)	0:23.26 [2] (0:11.10)	0:12.16 [3] (0:12.16)							
Average Speed [km/h]	51.8	64.3	62.7	62.5	64.7	59.3							
Top Speed [km/h]	65.0	65.6	63.6	64.1	65.6	63.4							
Avg. Dist. to Rail [m]	0.3	0.4	0.5	0.5	0.4	0.3							
Avg. Stride Freq. [Hz]	2.2	2.4	2.3	2.4	2.4	2.3							
Avg. Stride Length [m]	6.3	7.5	7.4	7.4	7.5	7.2							





# DoombenProfessional

## Race 7: ARC PROJECTS Class 5 Handicap - 1350m

15 October 2025 - 16:53



BRISBANE  
RACING CLUB

Track Rating: Good 4, Weather: Fine, Rail Position: +8.5m Entire

Section						Overall	1200m	1000m	800m	600m	400m	Last 600m	
Field Times						1:20.32 (0:11.06)	1:09.26 (0:11.32)	0:57.94 (0:11.86)	0:46.08 (0:12.11)	0:33.97 (0:11.72)	0:22.25 (0:10.86)	0:33.97	
Rank	TAB	Horse/Jockey	Barrier	Top Speed [km/h]	Fastest Section								Distance Travelled [m]
1	8	KODIAK	8	67.6	0:10.84	1:20.32 [1]	1:09.01 [3]	0:57.74 [3]	0:45.95 [2]	0:33.95 [2]	0:22.23 [2]	0:33.95	
		Robbie Dolan		400m	400m	(0:11.31)	(0:11.27)	(0:11.79)	(0:12.00)	(0:11.72)	(0:10.84)		
2	12	CASROCK	4	68.0	0:10.77	1:20.41 [2]	1:09.03 [4]	0:57.76 [4]	0:45.79 [4]	0:33.70 [4]	0:22.03 [4]	0:33.70 +1	
		Cejay Graham		400m	400m	(0:11.38)	(0:11.27)	(0:11.97)	(0:12.09)	(0:11.67)	(0:10.77)		
3	10	SURFERS ROYALE	6	67.2	0:10.90	1:20.66 [3]	1:09.60 [1]	0:58.28 [1]	0:46.42 [1]	0:34.31 [1]	0:22.59 [1]	0:34.31 +0	
		Andrew Mallyon		400m	400m	(0:11.06)	(0:11.32)	(0:11.86)	(0:12.11)	(0:11.72)	(0:10.90)		
4	6	BILLIONAIR BABY	7	68.8	0:10.71	1:20.72 [4]	1:08.94 [8]	0:57.62 [8]	0:45.54 [8]	0:33.51 [8]	0:21.87 [8]	0:33.51 +2	
		Ben Thompson		400m	400m	(0:11.78)	(0:11.32)	(0:12.08)	(0:12.03)	(0:11.64)	(0:10.71)		
5	11	ELECTRIC ARROW	2	68.0	0:10.90	1:20.83 [5]	1:09.34 [5]	0:58.02 [5]	0:45.95 [5]	0:33.91 [6]	0:22.21 [5]	0:33.91 +0	
		Madeleine Wishart		400m	400m	(0:11.49)	(0:11.32)	(0:12.07)	(0:12.04)	(0:11.70)	(0:10.90)		
6	9	PRIME ASSET	1	66.9	0:10.92	1:20.84 [6]	1:09.24 [6]	0:57.96 [6]	0:45.95 [6]	0:33.92 [5]	0:22.22 [6]	0:33.92 +1	
		Daniel Moor		200m	400m	(0:11.60)	(0:11.28)	(0:12.01)	(0:12.03)	(0:11.70)	(0:10.92)		
7	3	TONNEOFGRIT	9	69.2	0:10.72	1:20.97 [7]	1:09.04 [9]	0:57.69 [9]	0:45.62 [9]	0:33.65 [9]	0:22.00 [9]	0:33.65 +0	
		Jace McMurray		400m	400m	(0:11.93)	(0:11.35)	(0:12.07)	(0:11.97)	(0:11.65)	(0:10.72)		
8	2	HASTEN DELIGHT	3	65.3	0:11.11	1:21.12 [8]	1:09.90 [2]	0:58.60 [2]	0:46.66 [3]	0:34.56 [3]	0:22.78 [3]	0:34.56 +1	
		Jasper Franklin		400m	400m	(0:11.22)	(0:11.30)	(0:11.94)	(0:12.10)	(0:11.78)	(0:11.11)		
9	5	I SEE YOU COMING	5	68.7	0:10.77	1:21.12 [9]	1:09.49 [7]	0:58.06 [7]	0:46.01 [7]	0:33.99 [7]	0:22.30 [7]	0:33.99 +1	
		Ryan Maloney		400m	400m	(0:11.63)	(0:11.43)	(0:12.05)	(0:12.02)	(0:11.69)	(0:10.77)		

Scratched: Flywheel (#1), Caspernova (#4), The Deputy (#7)



## DoombenProfessional

### Race 7: ARC PROJECTS Class 5 Handicap - 1350m

15 October 2025 - 16:53



BRISBANE  
RACING CLUB

Track Rating: Good 4, Weather: Fine, Rail Position: +8.5m Entire

Section Field Times				200m 0:11.39 (0:11.39)		Last 600m 0:33.97			
Rank	TAB	Horse/Jockey	Barrier	Top Speed [km/h]	Fastest Section	Margin			Distance Travelled [m]
1	8	KODIAK	8	67.6	0:10.84	0:11.39 [1]	1:20.32		0:33.95
		Robbie Dolan		400m	400m	(0:11.39)			
2	12	CASROCK	4	68.0	0:10.77	0:11.26 [3]	0.51L		0:33.70 +1
		Cejay Graham		400m	400m	(0:11.26)			
3	10	SURFERS ROYALE	6	67.2	0:10.90	0:11.69 [2]	2L		0:34.31 +0
		Andrew Mallyon		400m	400m	(0:11.69)			
4	6	BILLIONAIR BABY	7	68.8	0:10.71	0:11.16 [7]	2.45L		0:33.51 +2
		Ben Thompson		400m	400m	(0:11.16)			
5	11	ELECTRIC ARROW	2	68.0	0:10.90	0:11.31 [5]	3.04L		0:33.91 +0
		Madeleine Wishart		400m	400m	(0:11.31)			
6	9	PRIME ASSET	1	66.9	0:10.92	0:11.30 [6]	3.06L		0:33.92 +1
		Daniel Moor		200m	400m	(0:11.30)			
7	3	TONNEOFGRIT	9	69.2	0:10.72	0:11.28 [9]	3.85L		0:33.65 +0
		Jace McMurray		400m	400m	(0:11.28)			
8	2	HASTEN DELIGHT	3	65.3	0:11.11	0:11.67 [4]	4.71L		0:34.56 +1
		Jasper Franklin		400m	400m	(0:11.67)			
9	5	I SEE YOU COMING	5	68.7	0:10.77	0:11.53 [8]	4.74L		0:33.99 +1
		Ryan Maloney		400m	400m	(0:11.53)			

Scratched: Flywheel (#1), Caspernova (#4), The Deputy (#7)





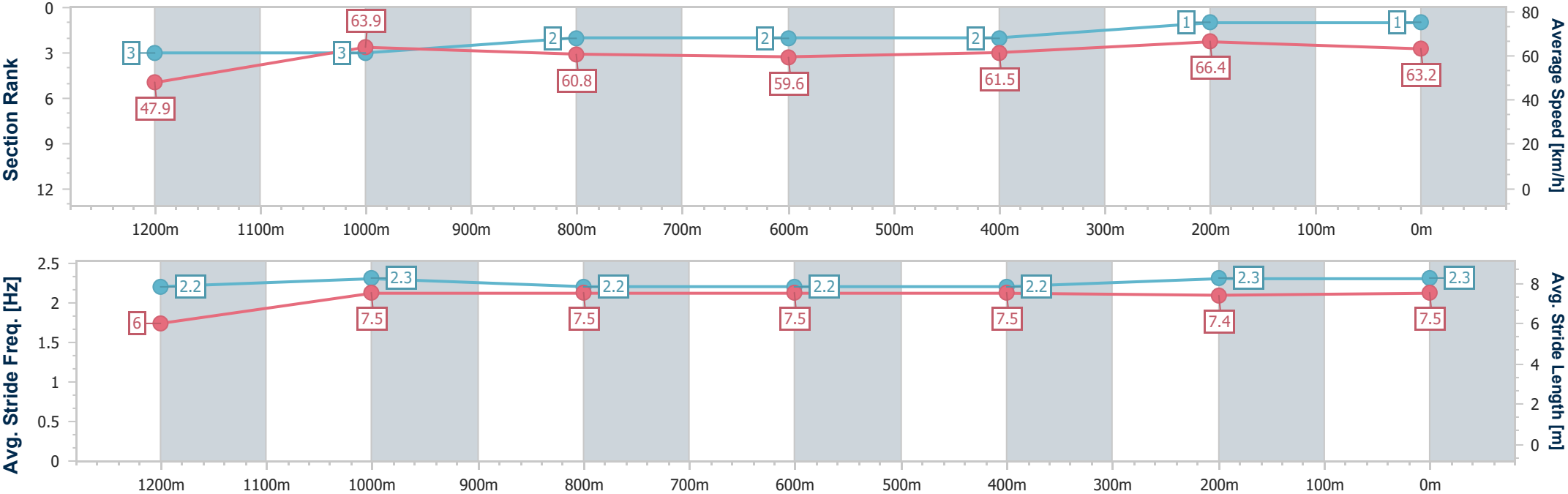
Horse/Jockey Name	Kodiak
Final Rank	1
Fastest Section Time (Section)	0:10.84 (400m)
Top Speed [km/h] (Section)	67.6 (400m)
Race State	Finished



DoombenProfessional  
Race 7: ARC PROJECTS Class 5 Handicap - 1350m  
15 October 2025 - 16:53  
Track Rating: Good 4, Weather: Fine, Rail Position: +8.5m Entire



Section	Overall	1200m	1000m	800m	600m	400m	200m						
Section Times	1:20.32 [1] (0:11.31)	1:09.01 [3] (0:11.27)	0:57.74 [3] (0:11.79)	0:45.95 [2] (0:12.00)	0:33.95 [2] (0:11.72)	0:22.23 [2] (0:10.84)	0:11.39 [1] (0:11.39)						
Average Speed [km/h]	47.9	63.9	60.8	59.6	61.5	66.4	63.2						
Top Speed [km/h]	64.3	65.1	62.8	60.1	64.2	67.6	65.8						
Avg. Dist. to Rail [m]	8.3	1.5	1.2	1.0	0.2	0.7	2.3						
Avg. Stride Freq. [Hz]	2.2	2.3	2.2	2.2	2.2	2.3	2.3						
Avg. Stride Length [m]	6.0	7.5	7.5	7.5	7.5	7.4	7.5						





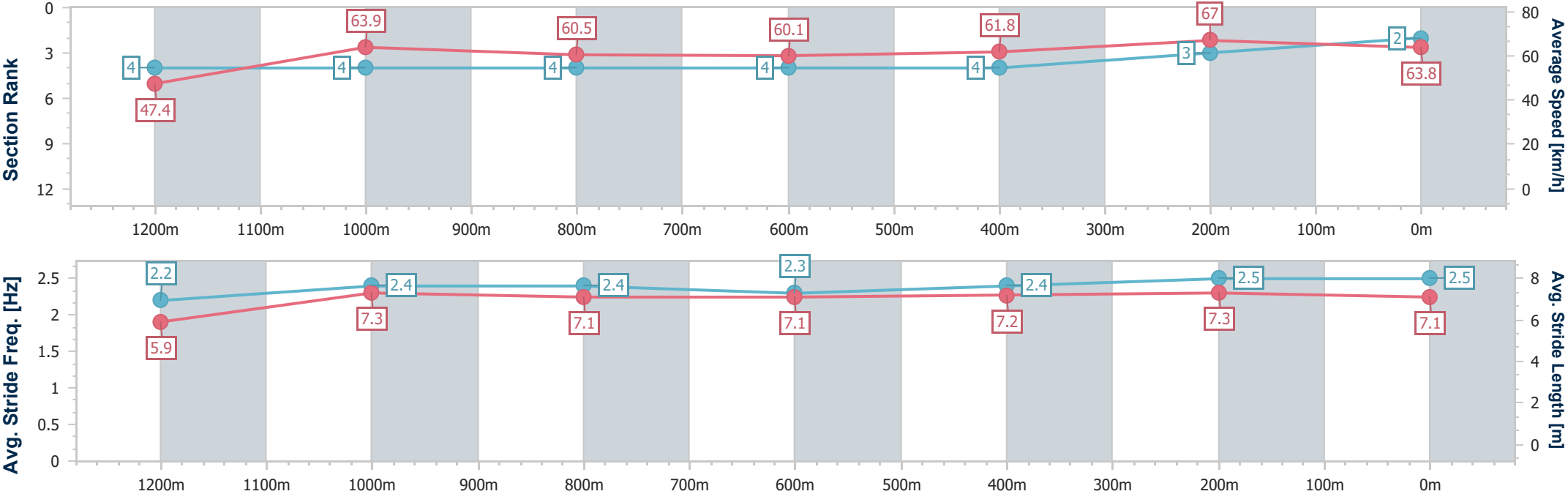
Horse/Jockey Name	Casrock
Final Rank	2
Fastest Section Time (Section)	0:10.77 (400m)
Top Speed [km/h] (Section)	68.0 (400m)
Race State	Finished



DoombenProfessional  
Race 7: ARC PROJECTS Class 5 Handicap - 1350m  
15 October 2025 - 16:53  
Track Rating: Good 4, Weather: Fine, Rail Position: +8.5m Entire



Section	Overall	1200m	1000m	800m	600m	400m	200m						
Section Times	1:20.41 [2] (0:11.38)	1:09.03 [4] (0:11.27)	0:57.76 [4] (0:11.97)	0:45.79 [4] (0:12.09)	0:33.70 [4] (0:11.67)	0:22.03 [4] (0:10.77)	0:11.26 [3] (0:11.26)						
Average Speed [km/h]	47.4	63.9	60.5	60.1	61.8	67.0	63.8						
Top Speed [km/h]	64.9	66.8	61.8	61.3	63.8	68.0	67.8						
Avg. Dist. to Rail [m]	4.4	3.0	3.3	1.3	0.5	0.9	1.9						
Avg. Stride Freq. [Hz]	2.2	2.4	2.4	2.3	2.4	2.5	2.5						
Avg. Stride Length [m]	5.9	7.3	7.1	7.1	7.2	7.3	7.1						





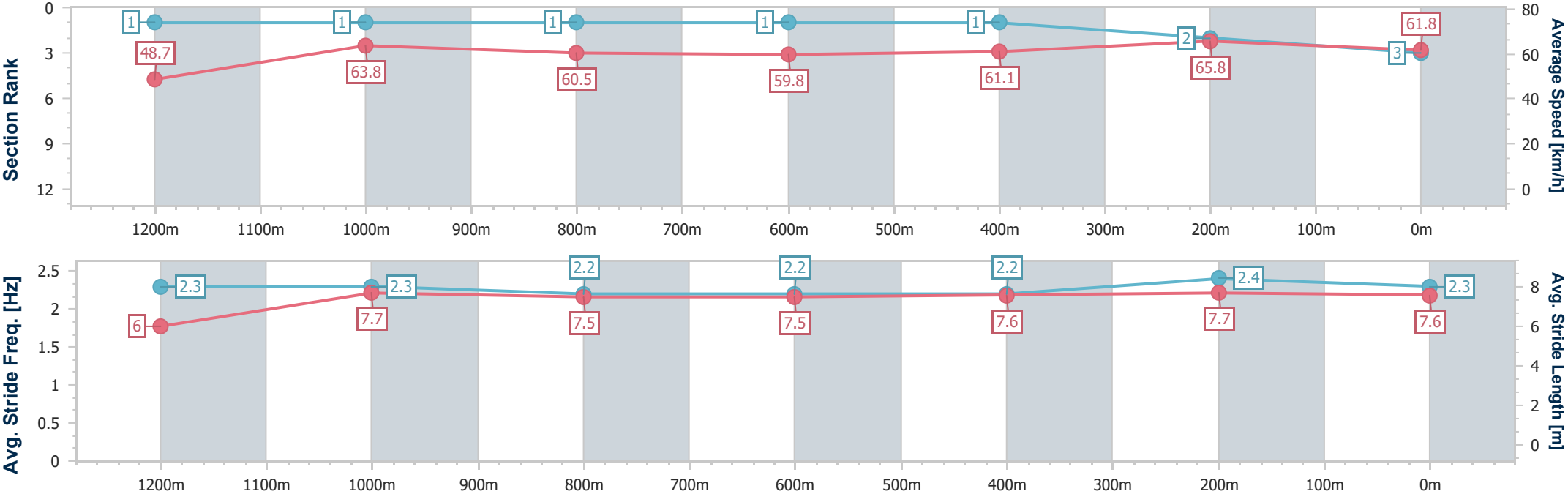
Horse/Jockey Name	Surfers Royale
Final Rank	3
Fastest Section Time (Section)	0:10.90 (400m)
Top Speed [km/h] (Section)	67.2 (400m)
Race State	Finished



DoombenProfessional  
Race 7: ARC PROJECTS Class 5 Handicap - 1350m  
15 October 2025 - 16:53  
Track Rating: Good 4, Weather: Fine, Rail Position: +8.5m Entire



Section	Overall	1200m	1000m	800m	600m	400m	200m						
Section Times	1:20.66 [3] (0:11.06)	1:09.60 [1] (0:11.32)	0:58.28 [1] (0:11.86)	0:46.42 [1] (0:12.11)	0:34.31 [1] (0:11.72)	0:22.59 [1] (0:10.90)	0:11.69 [2] (0:11.69)						
Average Speed [km/h]	48.7	63.8	60.5	59.8	61.1	65.8	61.8						
Top Speed [km/h]	63.6	64.7	63.4	60.6	64.0	67.2	65.4						
Avg. Dist. to Rail [m]	6.7	1.7	0.1	0.4	0.5	0.8	0.7						
Avg. Stride Freq. [Hz]	2.3	2.3	2.2	2.2	2.2	2.4	2.3						
Avg. Stride Length [m]	6.0	7.7	7.5	7.5	7.6	7.7	7.6						





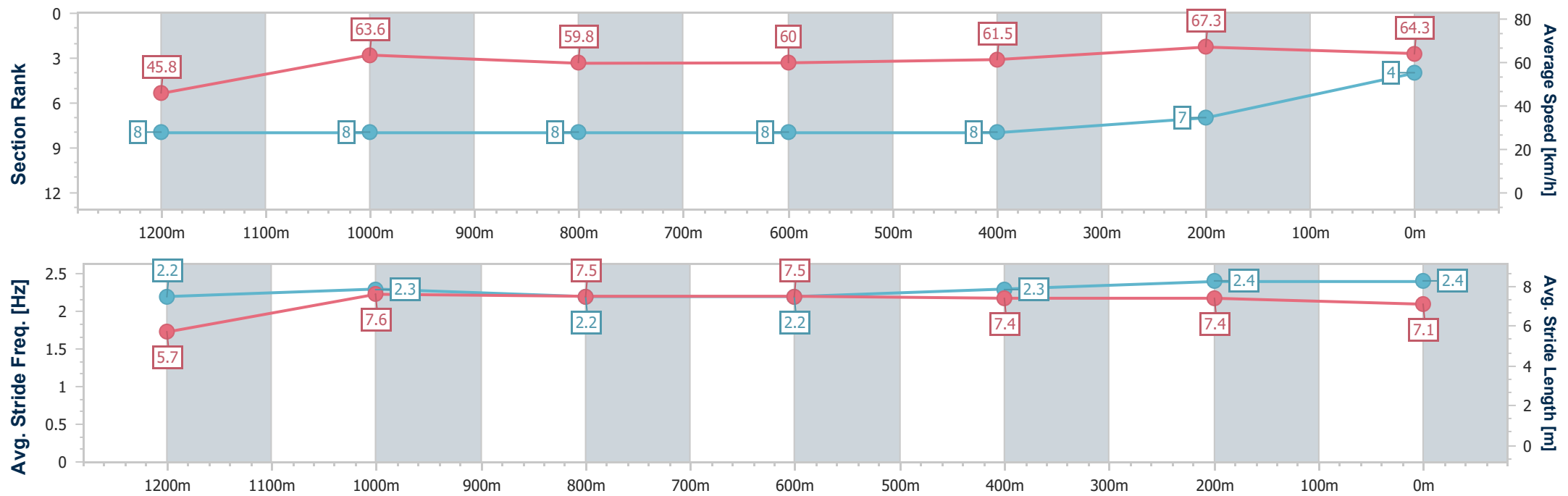
Horse/Jockey Name	Billionair Baby
Final Rank	4
Fastest Section Time (Section)	0:10.71 (400m)
Top Speed [km/h] (Section)	68.8 (400m)
Race State	Finished



DoombenProfessional  
Race 7: ARC PROJECTS Class 5 Handicap - 1350m  
15 October 2025 - 16:53  
Track Rating: Good 4, Weather: Fine, Rail Position: +8.5m Entire



Section	Overall	1200m	1000m	800m	600m	400m	200m						
Section Times	1:20.72 [4] (0:11.78)	1:08.94 [8] (0:11.32)	0:57.62 [8] (0:12.08)	0:45.54 [8] (0:12.03)	0:33.51 [8] (0:11.64)	0:21.87 [8] (0:10.71)	0:11.16 [7] (0:11.16)						
Average Speed [km/h]	45.8	63.6	59.8	60.0	61.5	67.3	64.3						
Top Speed [km/h]	62.7	65.1	61.3	61.0	64.3	68.8	67.6						
Avg. Dist. to Rail [m]	5.9	1.4	0.8	0.2	0.5	0.5	1.5						
Avg. Stride Freq. [Hz]	2.2	2.3	2.2	2.2	2.3	2.4	2.4						
Avg. Stride Length [m]	5.7	7.6	7.5	7.5	7.4	7.4	7.1						





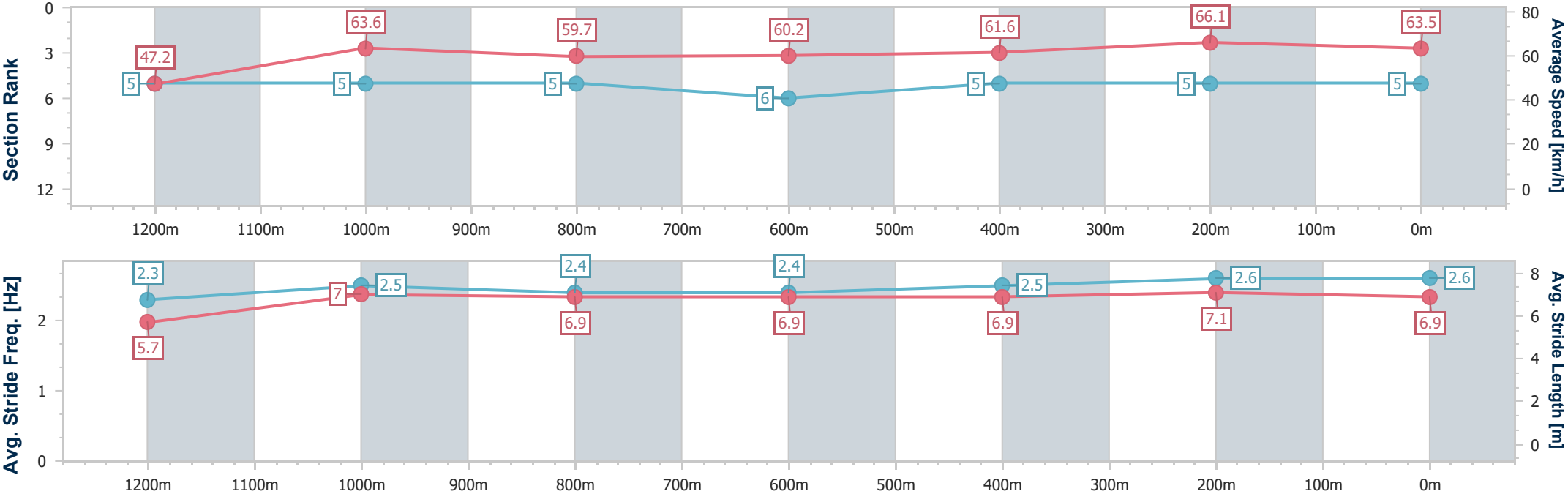
Horse/Jockey Name	Electric Arrow
Final Rank	5
Fastest Section Time (Section)	0:10.90 (400m)
Top Speed [km/h] (Section)	68.0 (400m)
Race State	Finished



DoombenProfessional  
Race 7: ARC PROJECTS Class 5 Handicap - 1350m  
15 October 2025 - 16:53  
Track Rating: Good 4, Weather: Fine, Rail Position: +8.5m Entire



Section	Overall	1200m	1000m	800m	600m	400m	200m						
Section Times	1:20.83 [5] (0:11.49)	1:09.34 [5] (0:11.32)	0:58.02 [5] (0:12.07)	0:45.95 [5] (0:12.04)	0:33.91 [6] (0:11.70)	0:22.21 [5] (0:10.90)	0:11.31 [5] (0:11.31)						
Average Speed [km/h]	47.2	63.6	59.7	60.2	61.6	66.1	63.5						
Top Speed [km/h]	63.1	64.9	60.7	60.4	64.7	68.0	66.3						
Avg. Dist. to Rail [m]	2.5	1.5	1.5	0.4	0.4	2.2	4.3						
Avg. Stride Freq. [Hz]	2.3	2.5	2.4	2.4	2.5	2.6	2.6						
Avg. Stride Length [m]	5.7	7.0	6.9	6.9	6.9	7.1	6.9						





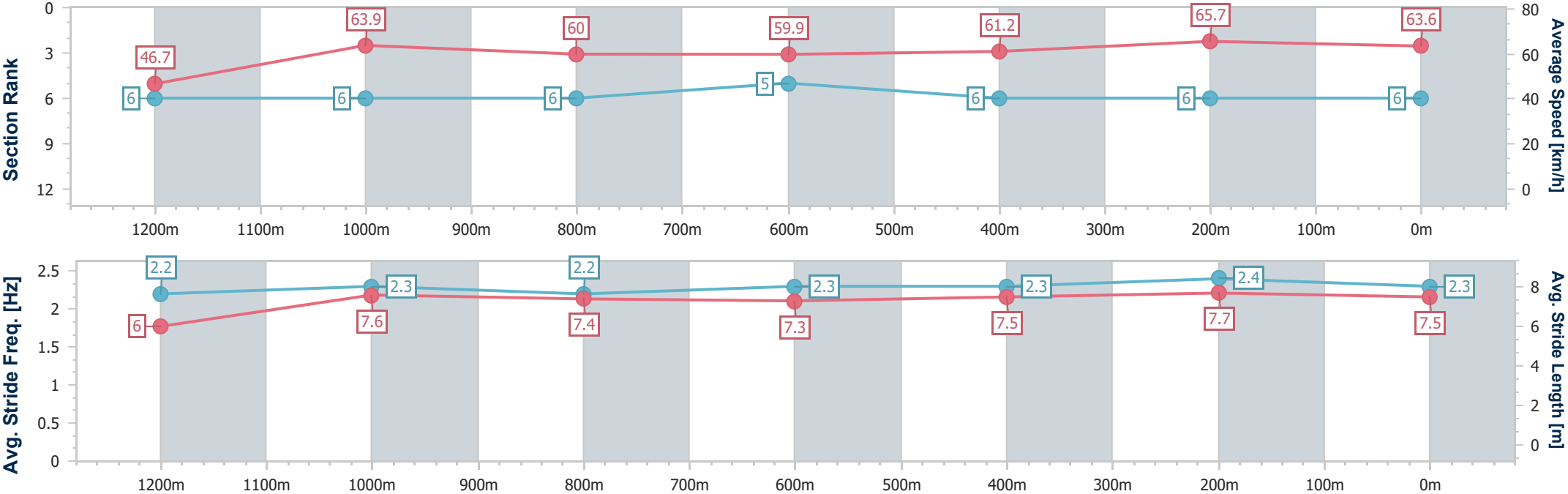
Horse/Jockey Name	Prime Asset
Final Rank	6
Fastest Section Time (Section)	0:10.92 (400m)
Top Speed [km/h] (Section)	66.9 (200m)
Race State	Finished



DoombenProfessional  
Race 7: ARC PROJECTS Class 5 Handicap - 1350m  
15 October 2025 - 16:53  
Track Rating: Good 4, Weather: Fine, Rail Position: +8.5m Entire



Section	Overall	1200m	1000m	800m	600m	400m	200m						
Section Times	1:20.84 [6] (0:11.60)	1:09.24 [6] (0:11.28)	0:57.96 [6] (0:12.01)	0:45.95 [6] (0:12.03)	0:33.92 [5] (0:11.70)	0:22.22 [6] (0:10.92)	0:11.30 [6] (0:11.30)						
Average Speed [km/h]	46.7	63.9	60.0	59.9	61.2	65.7	63.6						
Top Speed [km/h]	63.9	65.3	61.2	60.6	63.9	66.7	66.9						
Avg. Dist. to Rail [m]	1.7	1.3	1.1	0.3	1.0	1.0	2.4						
Avg. Stride Freq. [Hz]	2.2	2.3	2.2	2.3	2.3	2.4	2.3						
Avg. Stride Length [m]	6.0	7.6	7.4	7.3	7.5	7.7	7.5						





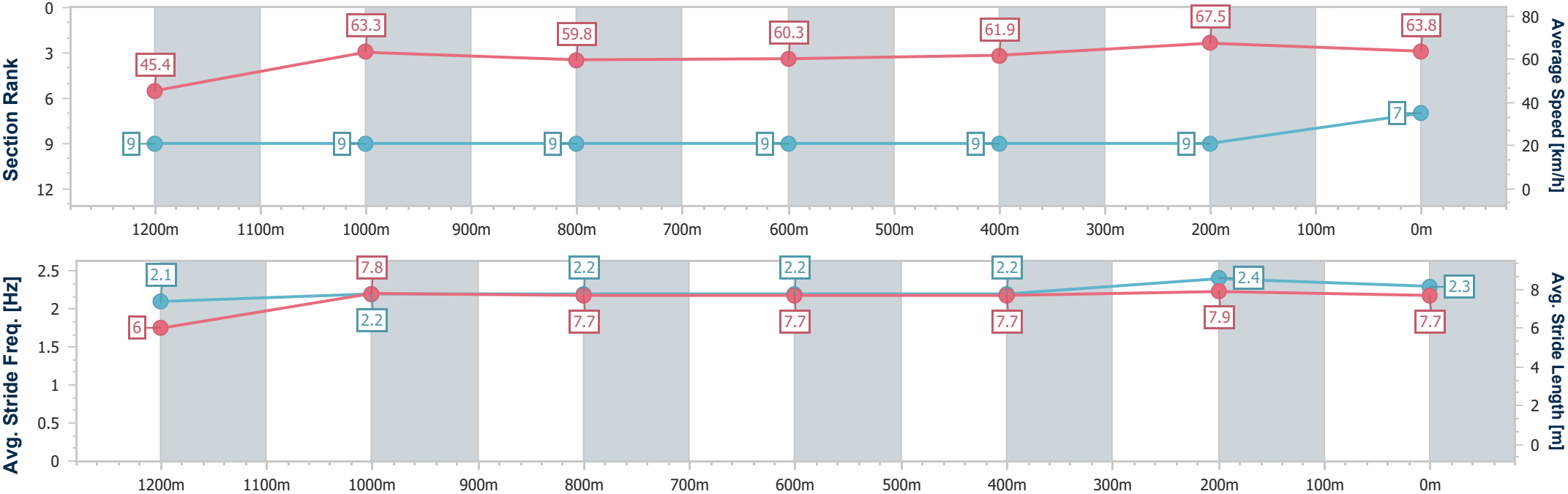
Horse/Jockey Name	Tonneofgrit
Final Rank	7
Fastest Section Time (Section)	0:10.72 (400m)
Top Speed [km/h] (Section)	69.2 (400m)
Race State	Finished



DooibenProfessional  
Race 7: ARC PROJECTS Class 5 Handicap - 1350m  
15 October 2025 - 16:53  
Track Rating: Good 4, Weather: Fine, Rail Position: +8.5m Entire



Section	Overall	1200m	1000m	800m	600m	400m	200m						
Section Times	1:20.97 [7] (0:11.93)	1:09.04 [9] (0:11.35)	0:57.69 [9] (0:12.07)	0:45.62 [9] (0:11.97)	0:33.65 [9] (0:11.65)	0:22.00 [9] (0:10.72)	0:11.28 [9] (0:11.28)						
Average Speed [km/h]	45.4	63.3	59.8	60.3	61.9	67.5	63.8						
Top Speed [km/h]	62.6	64.0	61.9	61.5	64.6	69.2	67.2						
Avg. Dist. to Rail [m]	7.6	1.1	0.8	0.4	0.7	2.8	5.5						
Avg. Stride Freq. [Hz]	2.1	2.2	2.2	2.2	2.2	2.4	2.3						
Avg. Stride Length [m]	6.0	7.8	7.7	7.7	7.7	7.9	7.7						





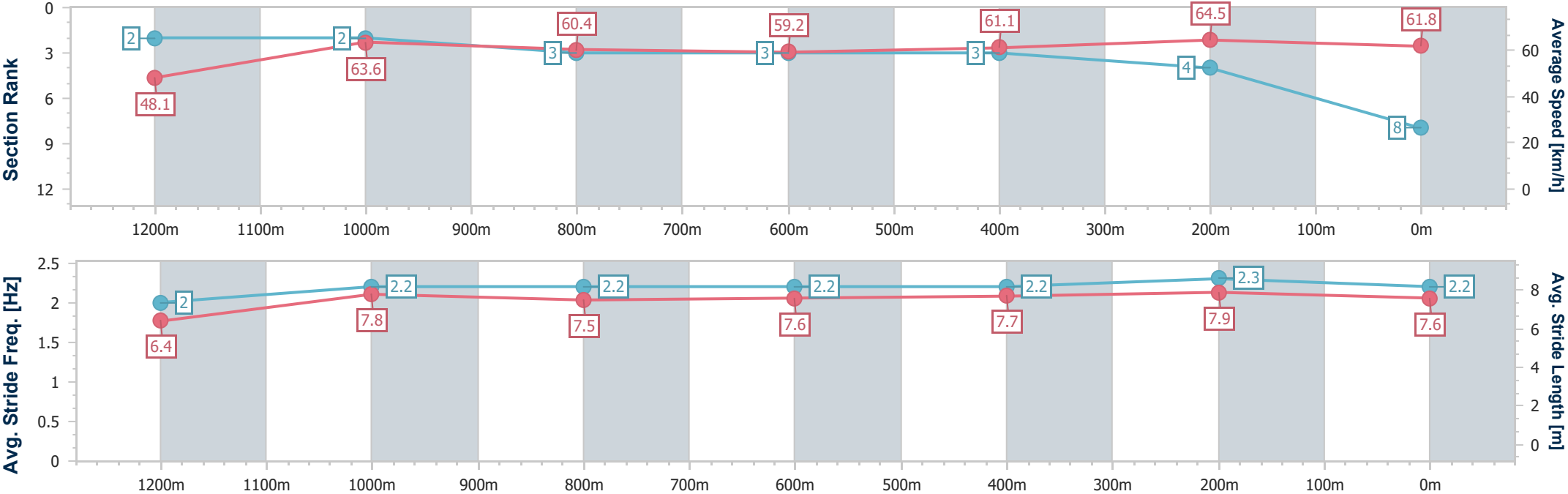
Horse/Jockey Name	Hasten Delight
Final Rank	8
Fastest Section Time (Section)	0:11.11 (400m)
Top Speed [km/h] (Section)	65.3 (400m)
Race State	Finished



DoombenProfessional  
Race 7: ARC PROJECTS Class 5 Handicap - 1350m  
15 October 2025 - 16:53  
Track Rating: Good 4, Weather: Fine, Rail Position: +8.5m Entire



Section	Overall	1200m	1000m	800m	600m	400m	200m						
Section Times	1:21.12 [8] (0:11.22)	1:09.90 [2] (0:11.30)	0:58.60 [2] (0:11.94)	0:46.66 [3] (0:12.10)	0:34.56 [3] (0:11.78)	0:22.78 [3] (0:11.11)	0:11.67 [4] (0:11.67)						
Average Speed [km/h]	48.1	63.6	60.4	59.2	61.1	64.5	61.8						
Top Speed [km/h]	63.9	64.4	62.1	60.1	62.6	65.3	65.0						
Avg. Dist. to Rail [m]	3.9	0.6	0.5	0.8	0.6	1.4	1.2						
Avg. Stride Freq. [Hz]	2.0	2.2	2.2	2.2	2.2	2.3	2.2						
Avg. Stride Length [m]	6.4	7.8	7.5	7.6	7.7	7.9	7.6						







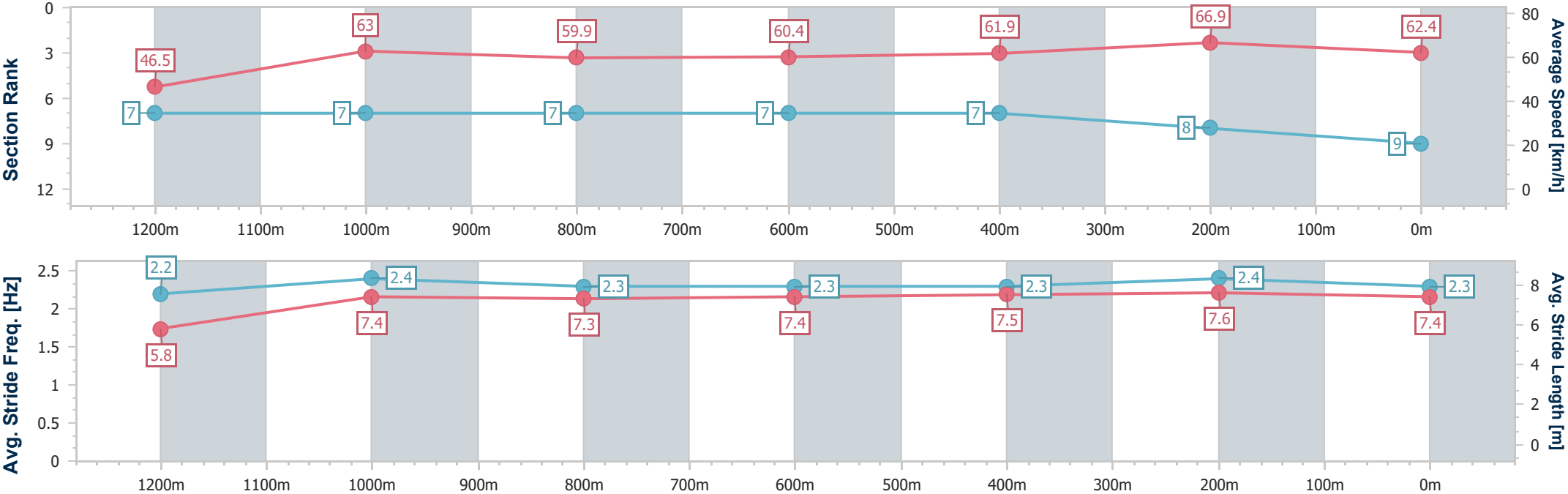
Horse/Jockey Name	I See You Coming
Final Rank	9
Fastest Section Time (Section)	0:10.77 (400m)
Top Speed [km/h] (Section)	68.7 (400m)
Race State	Finished



DoombenProfessional  
Race 7: ARC PROJECTS Class 5 Handicap - 1350m  
15 October 2025 - 16:53  
Track Rating: Good 4, Weather: Fine, Rail Position: +8.5m Entire



Section	Overall	1200m	1000m	800m	600m	400m	200m						
Section Times	1:21.12 [9] (0:11.63)	1:09.49 [7] (0:11.43)	0:58.06 [7] (0:12.05)	0:46.01 [7] (0:12.02)	0:33.99 [7] (0:11.69)	0:22.30 [7] (0:10.77)	0:11.53 [8] (0:11.53)						
Average Speed [km/h]	46.5	63.0	59.9	60.4	61.9	66.9	62.4						
Top Speed [km/h]	61.6	64.2	61.8	62.0	65.0	68.7	66.1						
Avg. Dist. to Rail [m]	4.3	2.2	1.7	1.5	1.1	2.4	5.2						
Avg. Stride Freq. [Hz]	2.2	2.4	2.3	2.3	2.3	2.4	2.3						
Avg. Stride Length [m]	5.8	7.4	7.3	7.4	7.5	7.6	7.4						





## DoombenProfessional

### Race 8: LADBROKES MEGA MULTI Class 1 Plate - 1350m

15 October 2025 - 17:35



BRISBANE  
RACING CLUB

Track Rating: Good 4, Weather: Fine, Rail Position: +8.5m Entire

Section						Overall	1200m	1000m	800m	600m	400m	Last 600m	
Field Times						1:20.98 (0:11.24)	1:09.74 (0:11.63)	0:58.11 (0:12.17)	0:45.94 (0:12.16)	0:33.78 (0:11.69)	0:22.09 (0:10.91)	0:33.78	
Rank	TAB	Horse/Jockey	Barrier	Top Speed [km/h]	Fastest Section								Distance Travelled [m]
1	3	GAMBINO	5	67.4	0:10.92	1:20.98 [1]	1:09.61 [2]	0:57.95 [2]	0:45.89 [2]	0:33.75 [2]	0:21.99 [2]	0:33.75	
		Cody Collis		200m	400m	(0:11.37)	(0:11.66)	(0:12.06)	(0:12.14)	(0:11.76)	(0:10.92)		
2	1	ADRANOS	8	66.8	0:10.91	1:21.05 [2]	1:09.81 [1]	0:58.18 [1]	0:46.01 [1]	0:33.85 [1]	0:22.16 [1]	0:33.85 -5	
		Ryan Maloney		400m	400m	(0:11.24)	(0:11.63)	(0:12.17)	(0:12.16)	(0:11.69)	(0:10.91)		
3	13	VOVO	4	69.5	0:10.61	1:21.11 [3]	1:09.45 [5]	0:57.70 [5]	0:45.45 [6]	0:33.30 [5]	0:21.68 [6]	0:33.30 -2	
		Ben Thompson		400m	400m	(0:11.66)	(0:11.75)	(0:12.25)	(0:12.15)	(0:11.62)	(0:10.61)		
4	11	EASY LOVE	7	69.3	0:10.68	1:21.12 [4]	1:09.24 [8]	0:57.36 [8]	0:45.13 [7]	0:33.01 [7]	0:21.88 [3]	0:33.01 +1	
		Rory Hutchings		400m	400m	(0:11.88)	(0:11.88)	(0:12.23)	(0:12.12)	(0:11.13)	(0:10.68)		
5	8	SAN GABRIEL	1	69.2	0:10.74	1:21.20 [5]	1:09.75 [3]	0:58.01 [3]	0:45.78 [3]	0:33.59 [3]	0:21.84 [4]	0:33.59 -1	
		Daniel Moor		400m	400m	(0:11.45)	(0:11.74)	(0:12.23)	(0:12.19)	(0:11.75)	(0:10.74)		
6	10	CREATIVITY MISS	11	69.3	0:10.60	1:21.33 [6]	1:09.42 [9]	0:57.43 [9]	0:45.16 [10]	0:33.09 [8]	0:21.80 [8]	0:33.09 +4	
		Tiffani Brooker		400m	400m	(0:11.91)	(0:11.99)	(0:12.27)	(0:12.07)	(0:11.29)	(0:10.60)		
7	15	EXTREME SPIRIT	3	67.9	0:10.90	1:21.44 [7]	1:09.92 [4]	0:58.08 [4]	0:45.89 [4]	0:33.72 [4]	0:22.07 [5]	0:33.72 +0	
		Jace McMurray		400m	400m	(0:11.52)	(0:11.84)	(0:12.19)	(0:12.17)	(0:11.65)	(0:10.90)		
8	6	LIVALITTLE	10	68.5	0:10.83	1:21.53 [8]	1:09.46 [10]	0:57.62 [10]	0:45.38 [9]	0:33.25 [10]	0:21.82 [10]	0:33.25 -1	
		Andrew Mallyon		400m	400m	(0:12.07)	(0:11.84)	(0:12.24)	(0:12.13)	(0:11.43)	(0:10.83)		
9	4	GOLDEN CROSS	6	68.4	0:10.74	1:21.55 [9]	1:09.75 [6]	0:57.88 [7]	0:45.50 [8]	0:33.29 [9]	0:21.89 [9]	0:33.29 +2	
		Robbie Dolan		400m	400m	(0:11.80)	(0:11.87)	(0:12.38)	(0:12.21)	(0:11.40)	(0:10.74)		
10	7	PUFF 'N' HARRY	9	67.6	0:10.84	1:21.68 [10]	1:09.86 [7]	0:58.20 [6]	0:46.07 [5]	0:33.87 [6]	0:22.15 [7]	0:33.87 -2	
		Martin Harley		400m	400m	(0:11.82)	(0:11.66)	(0:12.13)	(0:12.20)	(0:11.72)	(0:10.84)		

Scratched: Keenan (#5), Bolshevic Road (#17), Gagnante Enchere (#16), Some Style (#12), Desert Legend (#19), Concoction (#2), Sir Winnie (#9), Port River Billie (#18), Waku Waku (#14)

Report Created: Wed 15 October 2025 17:54 GMT+ (Note: Timing is based on position data)

Page 1/15

[ ] Ranking at each section and finish  
-:-:- No data available at this section  
NA No data available

SCN Saddle cloth number  
DNF Did not finish  
DNT Did not track

data processed by  TRIPLESDATA



## DoombenProfessional

### Race 8: LADBROKES MEGA MULTI Class 1 Plate - 1350m

15 October 2025 - 17:35



BRISBANE  
RACING CLUB

Track Rating: Good 4, Weather: Fine, Rail Position: +8.5m Entire

Section						Overall	1200m	1000m	800m	600m	400m	Last 600m	
Field Times						1:20.98 (0:11.24)	1:09.74 (0:11.63)	0:58.11 (0:12.17)	0:45.94 (0:12.16)	0:33.78 (0:11.69)	0:22.09 (0:10.91)	0:33.78	
Rank	TAB	Horse/Jockey	Barrier	Top Speed [km/h]	Fastest Section								Distance Travelled [m]
11	20	SHUBMAN	12	66.8	0:10.91	1:22.22 [11]	1:09.89 [11]	0:57.96 [11]	0:45.76 [11]	0:33.62 [11]	0:22.33 [11]	0:33.62	-3
		Morgan Butler		400m	400m	(0:12.33)	(0:11.93)	(0:12.20)	(0:12.14)	(0:11.29)	(0:10.91)		

Scratched: Keenan (#5), Bolshevic Road (#17), Gagnante Enchere (#16), Some Style (#12), Desert Legend (#19), Concoction (#2), Sir Winnie (#9), Port River Billie (#18), Waku Waku (#14)



## DoombenProfessional

### Race 8: LADBROKES MEGA MULTI Class 1 Plate - 1350m

15 October 2025 - 17:35



BRISBANE  
RACING CLUB

Track Rating: Good 4, Weather: Fine, Rail Position: +8.5m Entire

Section Field Times				200m 0:11.18 (0:11.18)				Last 600m 0:33.78	
Rank	TAB	Horse/Jockey	Barrier	Top Speed [km/h]	Fastest Section	Margin		Distance Travelled [m]	
1	3	GAMBINO	5	67.4	0:10.92	0:11.07 [2]	1:20.98	0:33.75	
		Cody Collis		200m	400m	(0:11.07)			
2	1	ADRANOS	8	66.8	0:10.91	0:11.25 [1]	0.38L	0:33.85	-5
		Ryan Maloney		400m	400m	(0:11.25)			
3	13	VOVO	4	69.5	0:10.61	0:11.07 [4]	0.75L	0:33.30	-2
		Ben Thompson		400m	400m	(0:11.07)			
4	11	EASY LOVE	7	69.3	0:10.68	0:11.20 [3]	0.82L	0:33.01	+1
		Rory Hutchings		400m	400m	(0:11.20)			
5	8	SAN GABRIEL	1	69.2	0:10.74	0:11.10 [5]	1.25L	0:33.59	-1
		Daniel Moor		400m	400m	(0:11.10)			
6	10	CREATIVITY MISS	11	69.3	0:10.60	0:11.20 [6]	2.01L	0:33.09	+4
		Tiffani Brooker		400m	400m	(0:11.20)			
7	15	EXTREME SPIRIT	3	67.9	0:10.90	0:11.17 [7]	2.66L	0:33.72	+0
		Jace McMurray		400m	400m	(0:11.17)			
8	6	LIVALITTLE	10	68.5	0:10.83	0:10.99 [10]	3.22L	0:33.25	-1
		Andrew Mallyon		400m	400m	(0:10.99)			
9	4	GOLDEN CROSS	6	68.4	0:10.74	0:11.15 [9]	3.34L	0:33.29	+2
		Robbie Dolan		400m	400m	(0:11.15)			
10	7	PUFF 'N' HARRY	9	67.6	0:10.84	0:11.31 [8]	4.11L	0:33.87	-2
		Martin Harley		400m	400m	(0:11.31)			

Scratched: Keenan (#5), Bolshevic Road (#17), Gagnante Enchere (#16), Some Style (#12), Desert Legend (#19), Concoction (#2), Sir Winnie (#9), Port River Billie (#18), Waku Waku (#14)

Report Created: Wed 15 October 2025 17:54 GMT+ (Note: Timing is based on position data)

Page 3/15

[ ] Ranking at each section and finish  
-:-:- No data available at this section  
NA No data available

SCN Saddle cloth number  
DNF Did not finish  
DNT Did not track

data processed by  TRIPLESDATA



## DoombenProfessional

### Race 8: LADBROKES MEGA MULTI Class 1 Plate - 1350m

15 October 2025 - 17:35



BRISBANE  
RACING CLUB

Track Rating: Good 4, Weather: Fine, Rail Position: +8.5m Entire

Section						200m		Last 600m	
Field Times						0:11.18 (0:11.18)		0:33.78	
Rank	TAB	Horse/Jockey	Barrier	Top Speed [km/h]	Fastest Section	Margin		Distance Travelled [m]	
11	20	SHUBMAN	12	66.8	0:10.91	0:11.42 [11]	7.29L	0:33.62	-3
		Morgan Butler		400m	400m	(0:11.42)			

Scratched: Keenan (#5), Bolshevic Road (#17), Gagnante Enchere (#16), Some Style (#12), Desert Legend (#19), Concoction (#2), Sir Winnie (#9), Port River Billie (#18), Waku Waku (#14)



Horse/Jockey Name	Gambino
Final Rank	1
Fastest Section Time (Section)	0:10.92 (400m)
Top Speed [km/h] (Section)	67.4 (200m)
Race State	Finished

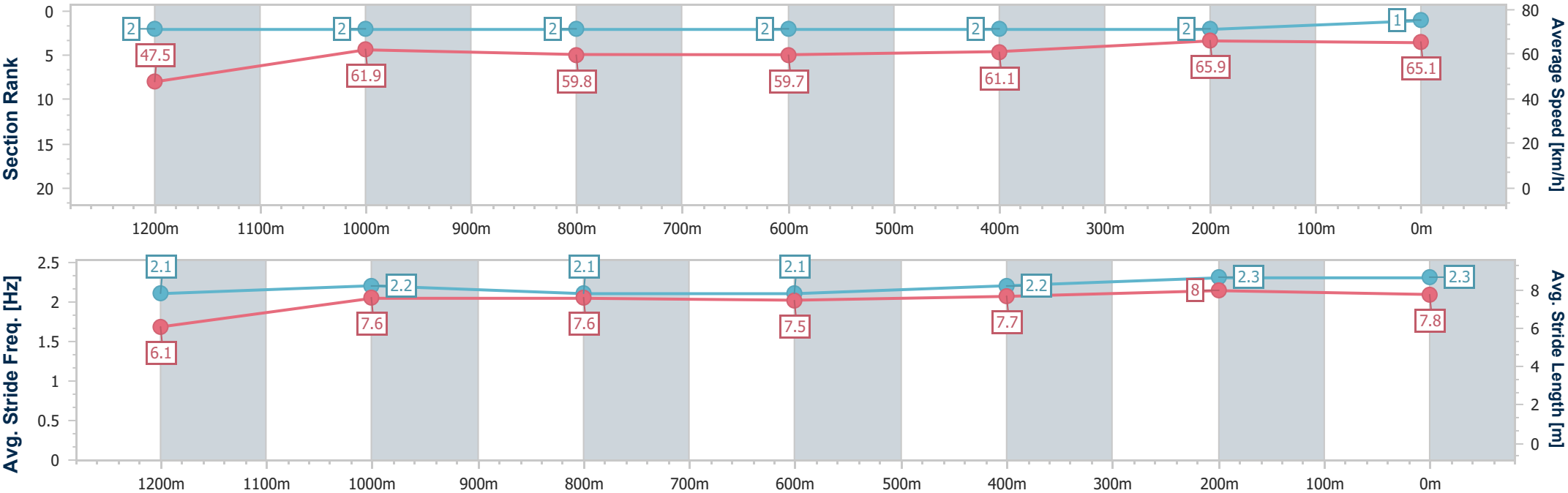


DoombenProfessional  
Race 8: LADBROKES MEGA MULTI Class 1 Plate - 1350m  
15 October 2025 - 17:35  
Track Rating: Good 4, Weather: Fine, Rail Position: +8.5m Entire



BRISBANE  
RACING CLUB

Section	Overall	1200m	1000m	800m	600m	400m	200m						
Section Times	1:20.98 [1] (0:11.37)	1:09.61 [2] (0:11.66)	0:57.95 [2] (0:12.06)	0:45.89 [2] (0:12.14)	0:33.75 [2] (0:11.76)	0:21.99 [2] (0:10.92)	0:11.07 [2] (0:11.07)						
Average Speed [km/h]	47.5	61.9	59.8	59.7	61.1	65.9	65.1						
Top Speed [km/h]	63.7	63.8	61.7	60.6	63.9	67.3	67.4						
Avg. Dist. to Rail [m]	4.7	2.7	1.7	0.9	0.3	0.2	0.4						
Avg. Stride Freq. [Hz]	2.1	2.2	2.1	2.1	2.2	2.3	2.3						
Avg. Stride Length [m]	6.1	7.6	7.6	7.5	7.7	8.0	7.8						





Horse/Jockey Name	Adranos
Final Rank	2
Fastest Section Time (Section)	0:10.91 (400m)
Top Speed [km/h] (Section)	66.8 (400m)
Race State	Finished

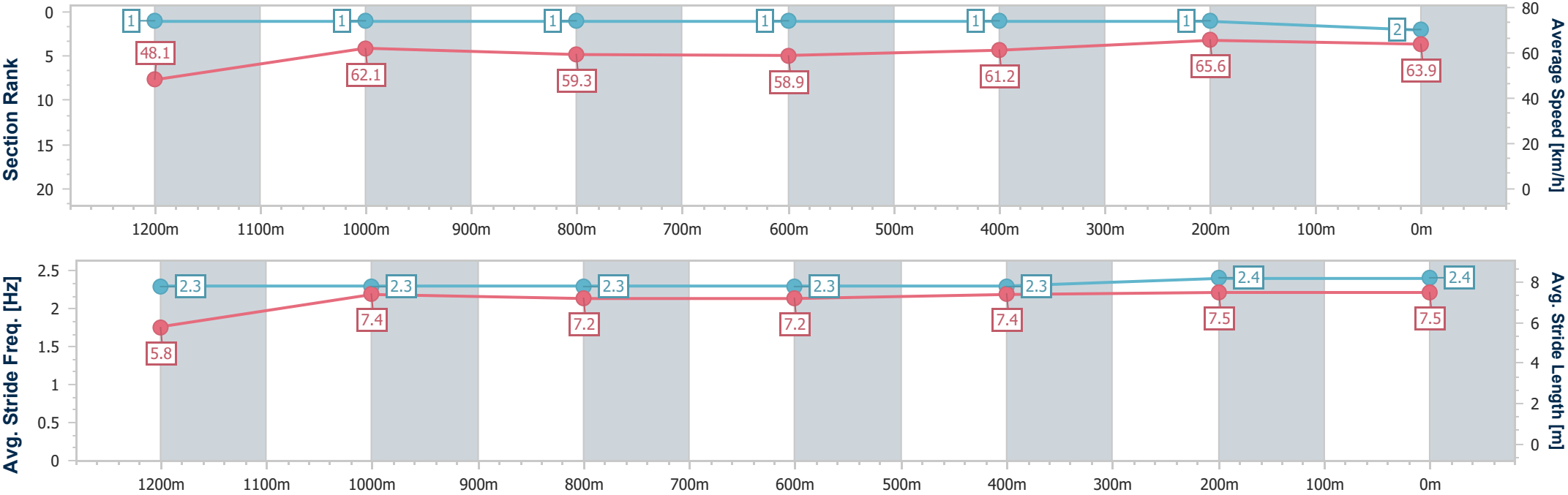


DoombenProfessional  
Race 8: LADBROKES MEGA MULTI Class 1 Plate - 1350m  
15 October 2025 - 17:35  
Track Rating: Good 4, Weather: Fine, Rail Position: +8.5m Entire



BRISBANE  
RACING CLUB

Section	Overall	1200m	1000m	800m	600m	400m	200m						
Section Times	1:21.05 [2] (0:11.24)	1:09.81 [1] (0:11.63)	0:58.18 [1] (0:12.17)	0:46.01 [1] (0:12.16)	0:33.85 [1] (0:11.69)	0:22.16 [1] (0:10.91)	0:11.25 [1] (0:11.25)						
Average Speed [km/h]	48.1	62.1	59.3	58.9	61.2	65.6	63.9						
Top Speed [km/h]	62.9	63.2	60.9	60.0	63.3	66.8	66.4						
Avg. Dist. to Rail [m]	6.1	2.4	1.1	0.5	1.5	1.7	1.3						
Avg. Stride Freq. [Hz]	2.3	2.3	2.3	2.3	2.3	2.4	2.4						
Avg. Stride Length [m]	5.8	7.4	7.2	7.2	7.4	7.5	7.5						





Horse/Jockey Name	Vovo
Final Rank	3
Fastest Section Time (Section)	0:10.61 (400m)
Top Speed [km/h] (Section)	69.5 (400m)
Race State	Finished

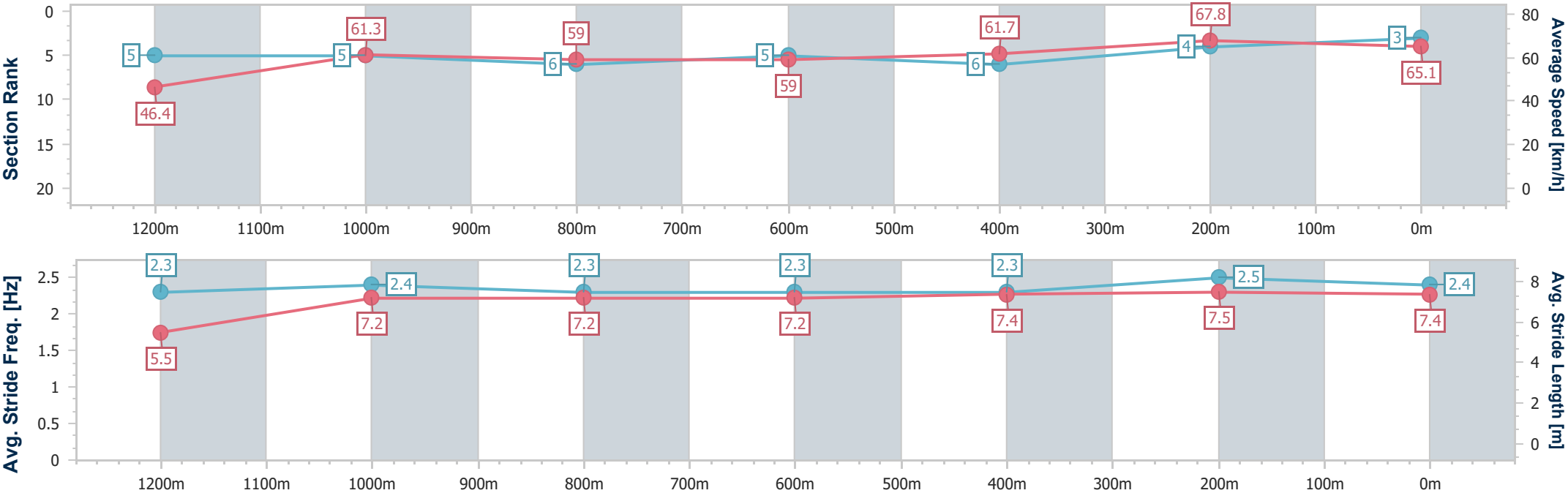


DoombenProfessional  
Race 8: LADBROKES MEGA MULTI Class 1 Plate - 1350m  
15 October 2025 - 17:35  
Track Rating: Good 4, Weather: Fine, Rail Position: +8.5m Entire



BRISBANE  
RACING CLUB

Section	Overall	1200m	1000m	800m	600m	400m	200m						
Section Times	1:21.11 [3] (0:11.66)	1:09.45 [5] (0:11.75)	0:57.70 [5] (0:12.25)	0:45.45 [6] (0:12.15)	0:33.30 [5] (0:11.62)	0:21.68 [6] (0:10.61)	0:11.07 [4] (0:11.07)						
Average Speed [km/h]	46.4	61.3	59.0	59.0	61.7	67.8	65.1						
Top Speed [km/h]	60.0	62.5	60.4	61.1	65.4	69.5	68.6						
Avg. Dist. to Rail [m]	3.1	1.5	1.0	0.4	1.1	1.5	4.2						
Avg. Stride Freq. [Hz]	2.3	2.4	2.3	2.3	2.3	2.5	2.4						
Avg. Stride Length [m]	5.5	7.2	7.2	7.2	7.4	7.5	7.4						







Horse/Jockey Name	Easy Love
Final Rank	4
Fastest Section Time (Section)	0:10.68 (400m)
Top Speed [km/h] (Section)	69.3 (400m)
Race State	Finished

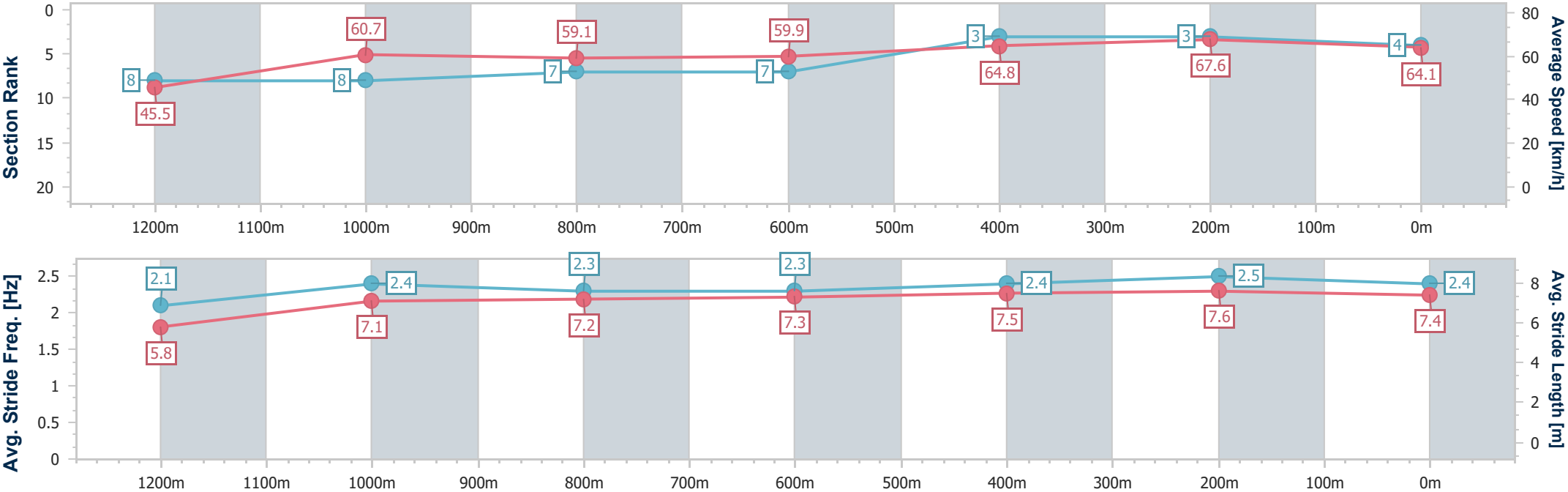


DoombenProfessional  
Race 8: LADBROKES MEGA MULTI Class 1 Plate - 1350m  
15 October 2025 - 17:35  
Track Rating: Good 4, Weather: Fine, Rail Position: +8.5m Entire



BRISBANE  
RACING CLUB

Section	Overall	1200m	1000m	800m	600m	400m	200m						
Section Times	1:21.12 [4] (0:11.88)	1:09.24 [8] (0:11.88)	0:57.36 [8] (0:12.23)	0:45.13 [7] (0:12.12)	0:33.01 [7] (0:11.13)	0:21.88 [3] (0:10.68)	0:11.20 [3] (0:11.20)						
Average Speed [km/h]	45.5	60.7	59.1	59.9	64.8	67.6	64.1						
Top Speed [km/h]	59.7	62.1	61.3	64.1	66.5	69.3	67.1						
Avg. Dist. to Rail [m]	5.9	2.2	2.1	1.1	0.6	1.2	3.4						
Avg. Stride Freq. [Hz]	2.1	2.4	2.3	2.3	2.4	2.5	2.4						
Avg. Stride Length [m]	5.8	7.1	7.2	7.3	7.5	7.6	7.4						





Horse/Jockey Name	San Gabriel
Final Rank	5
Fastest Section Time (Section)	0:10.74 (400m)
Top Speed [km/h] (Section)	69.2 (400m)
Race State	Finished

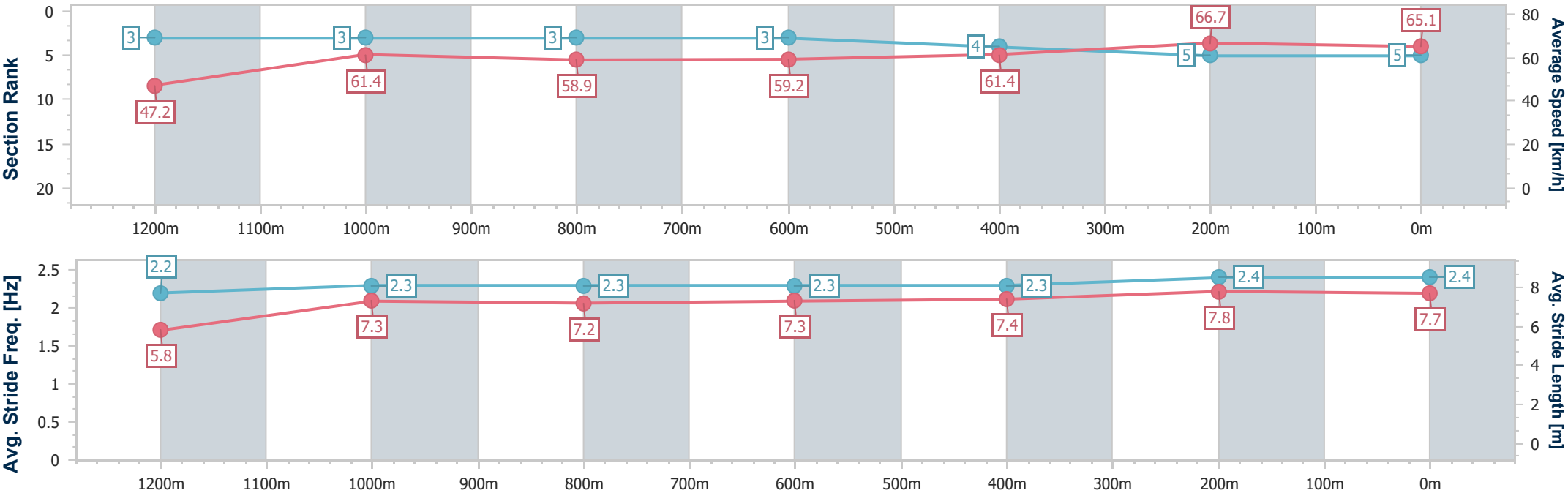


DoombenProfessional  
Race 8: LADBROKES MEGA MULTI Class 1 Plate - 1350m  
15 October 2025 - 17:35  
Track Rating: Good 4, Weather: Fine, Rail Position: +8.5m Entire



BRISBANE  
RACING CLUB

Section	Overall	1200m	1000m	800m	600m	400m	200m						
Section Times	1:21.20 [5] (0:11.45)	1:09.75 [3] (0:11.74)	0:58.01 [3] (0:12.23)	0:45.78 [3] (0:12.19)	0:33.59 [3] (0:11.75)	0:21.84 [4] (0:10.74)	0:11.10 [5] (0:11.10)						
Average Speed [km/h]	47.2	61.4	58.9	59.2	61.4	66.7	65.1						
Top Speed [km/h]	61.1	62.2	60.3	60.6	64.8	69.2	67.5						
Avg. Dist. to Rail [m]	1.5	0.8	1.0	0.3	0.6	0.9	0.6						
Avg. Stride Freq. [Hz]	2.2	2.3	2.3	2.3	2.3	2.4	2.4						
Avg. Stride Length [m]	5.8	7.3	7.2	7.3	7.4	7.8	7.7						





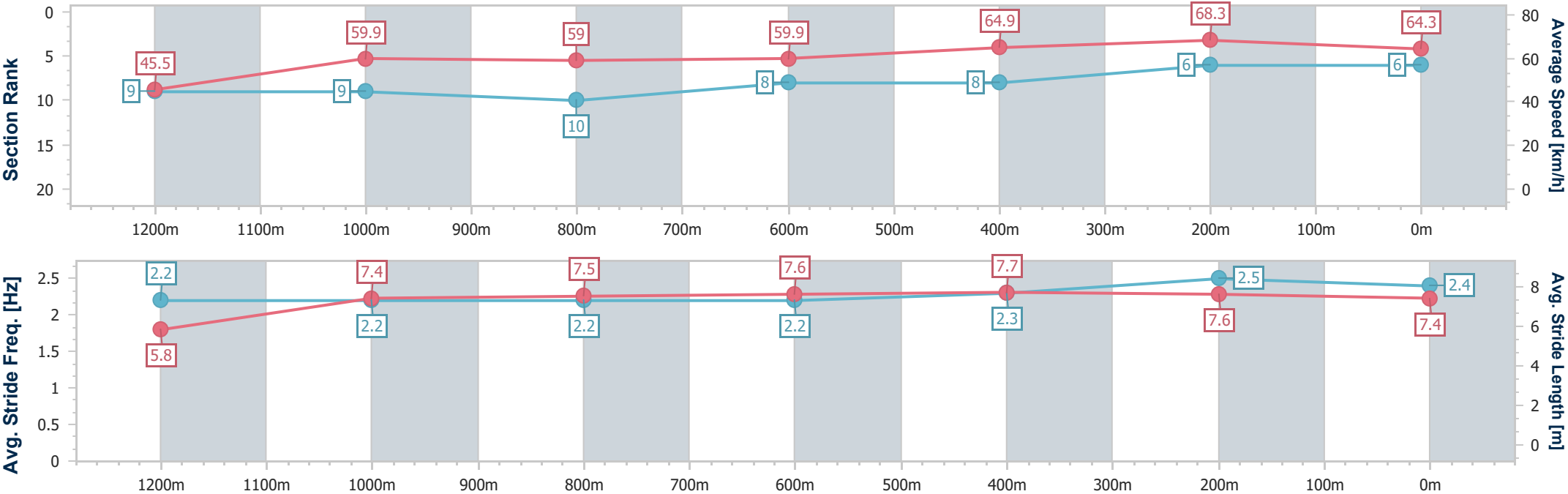
Horse/Jockey Name	Creativity Miss
Final Rank	6
Fastest Section Time (Section)	0:10.60 (400m)
Top Speed [km/h] (Section)	69.3 (400m)
Race State	Finished



DoombenProfessional  
Race 8: LADBROKES MEGA MULTI Class 1 Plate - 1350m  
15 October 2025 - 17:35  
Track Rating: Good 4, Weather: Fine, Rail Position: +8.5m Entire



Section	Overall	1200m	1000m	800m	600m	400m	200m						
Section Times	1:21.33 [6] (0:11.91)	1:09.42 [9] (0:11.99)	0:57.43 [9] (0:12.27)	0:45.16 [10] (0:12.07)	0:33.09 [8] (0:11.29)	0:21.80 [8] (0:10.60)	0:11.20 [6] (0:11.20)						
Average Speed [km/h]	45.5	59.9	59.0	59.9	64.9	68.3	64.3						
Top Speed [km/h]	57.0	62.6	62.1	62.0	66.4	69.3	68.9						
Avg. Dist. to Rail [m]	8.9	3.0	1.8	1.0	2.3	3.5	7.0						
Avg. Stride Freq. [Hz]	2.2	2.2	2.2	2.2	2.3	2.5	2.4						
Avg. Stride Length [m]	5.8	7.4	7.5	7.6	7.7	7.6	7.4						





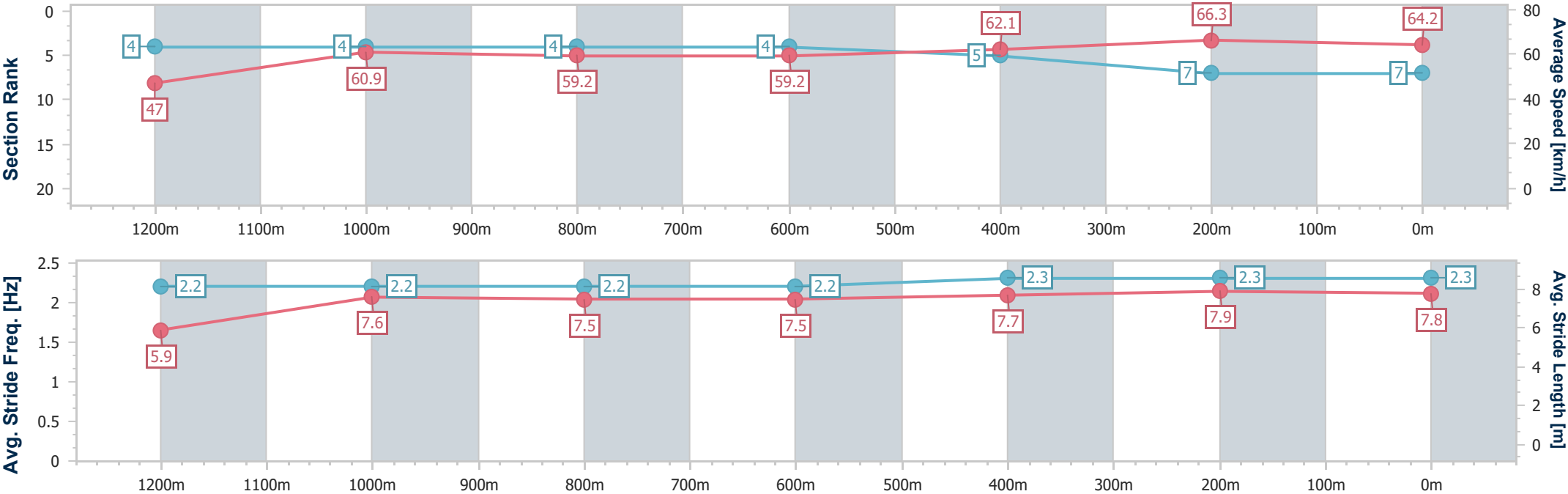
Horse/Jockey Name	Extreme Spirit
Final Rank	7
Fastest Section Time (Section)	0:10.90 (400m)
Top Speed [km/h] (Section)	67.9 (400m)
Race State	Finished



DoombenProfessional  
Race 8: LADBROKES MEGA MULTI Class 1 Plate - 1350m  
15 October 2025 - 17:35  
Track Rating: Good 4, Weather: Fine, Rail Position: +8.5m Entire



Section	Overall	1200m	1000m	800m	600m	400m	200m						
Section Times	1:21.44 [7] (0:11.52)	1:09.92 [4] (0:11.84)	0:58.08 [4] (0:12.19)	0:45.89 [4] (0:12.17)	0:33.72 [4] (0:11.65)	0:22.07 [5] (0:10.90)	0:11.17 [7] (0:11.17)						
Average Speed [km/h]	47.0	60.9	59.2	59.2	62.1	66.3	64.2						
Top Speed [km/h]	60.4	61.9	60.4	61.0	64.7	67.9	67.4						
Avg. Dist. to Rail [m]	2.7	1.8	1.4	0.6	0.3	1.1	1.9						
Avg. Stride Freq. [Hz]	2.2	2.2	2.2	2.2	2.3	2.3	2.3						
Avg. Stride Length [m]	5.9	7.6	7.5	7.5	7.7	7.9	7.8						





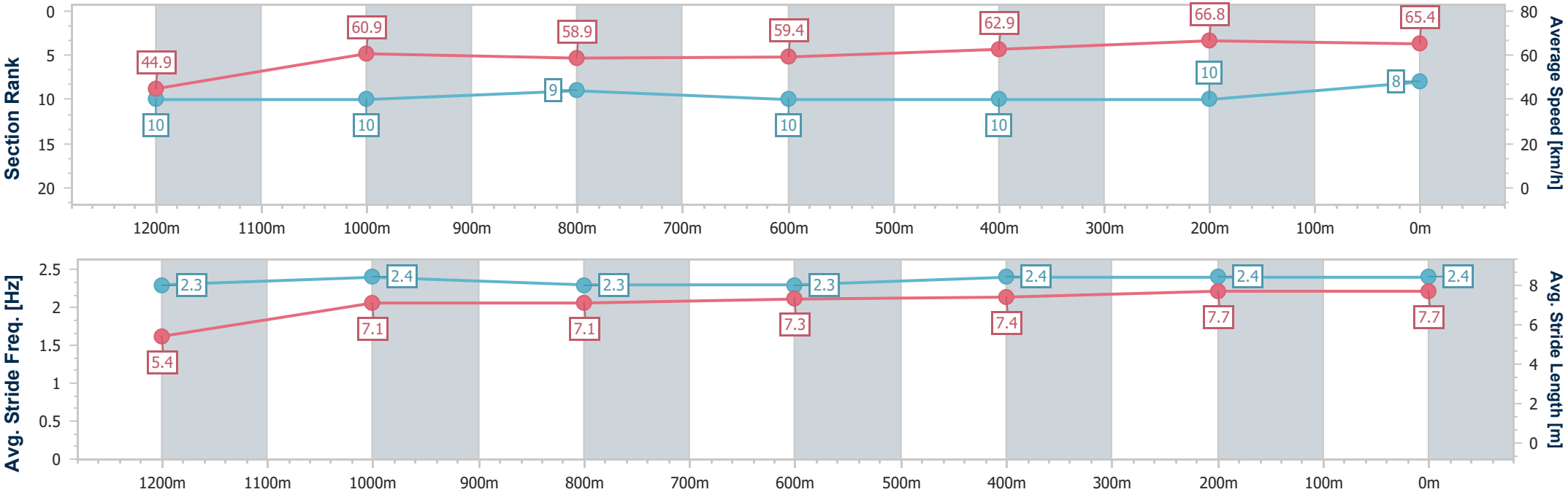
Horse/Jockey Name	Livalittle
Final Rank	8
Fastest Section Time (Section)	0:10.83 (400m)
Top Speed [km/h] (Section)	68.5 (400m)
Race State	Finished



DoombenProfessional  
Race 8: LADBROKES MEGA MULTI Class 1 Plate - 1350m  
15 October 2025 - 17:35  
Track Rating: Good 4, Weather: Fine, Rail Position: +8.5m Entire



Section	Overall	1200m	1000m	800m	600m	400m	200m						
Section Times	1:21.53 [8] (0:12.07)	1:09.46 [10] (0:11.84)	0:57.62 [10] (0:12.24)	0:45.38 [9] (0:12.13)	0:33.25 [10] (0:11.43)	0:21.82 [10] (0:10.83)	0:10.99 [10] (0:10.99)						
Average Speed [km/h]	44.9	60.9	58.9	59.4	62.9	66.8	65.4						
Top Speed [km/h]	59.5	63.6	62.9	62.1	64.5	68.5	67.3						
Avg. Dist. to Rail [m]	8.3	2.2	1.1	0.4	0.4	2.3	5.6						
Avg. Stride Freq. [Hz]	2.3	2.4	2.3	2.3	2.4	2.4	2.4						
Avg. Stride Length [m]	5.4	7.1	7.1	7.3	7.4	7.7	7.7						





Horse/Jockey Name	Golden Cross
Final Rank	9
Fastest Section Time (Section)	0:10.74 (400m)
Top Speed [km/h] (Section)	68.4 (400m)
Race State	Finished

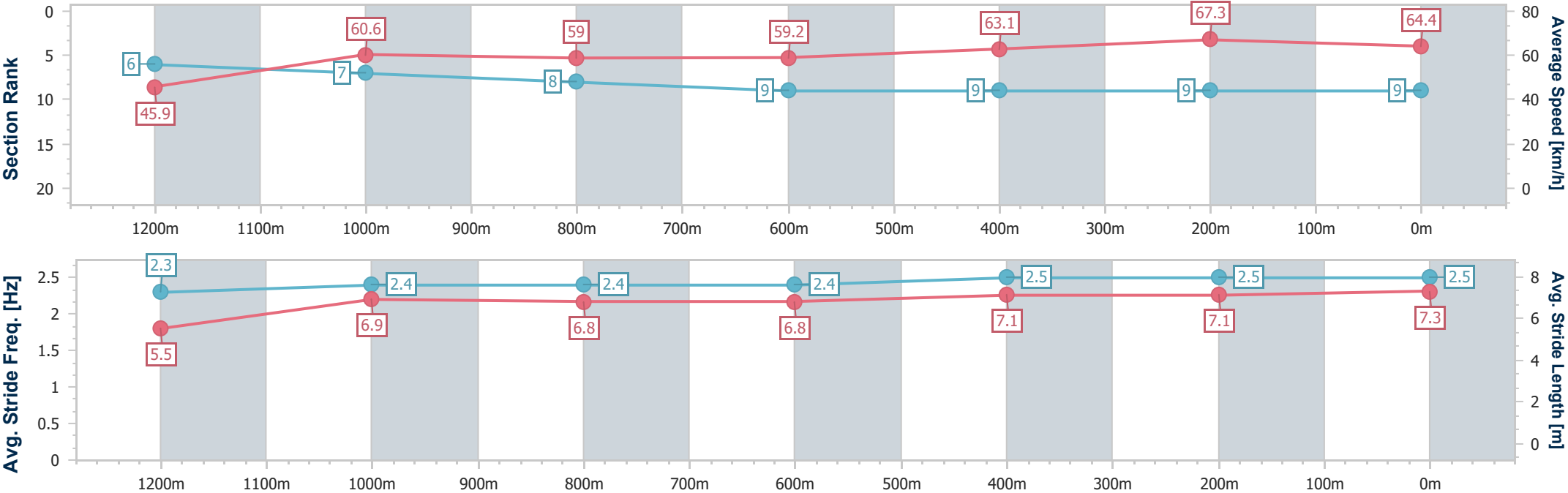


DoombenProfessional  
Race 8: LADBROKES MEGA MULTI Class 1 Plate - 1350m  
15 October 2025 - 17:35  
Track Rating: Good 4, Weather: Fine, Rail Position: +8.5m Entire



BRISBANE  
RACING CLUB

Section	Overall	1200m	1000m	800m	600m	400m	200m						
Section Times	1:21.55 [9] (0:11.80)	1:09.75 [6] (0:11.87)	0:57.88 [7] (0:12.38)	0:45.50 [8] (0:12.21)	0:33.29 [9] (0:11.40)	0:21.89 [9] (0:10.74)	0:11.15 [9] (0:11.15)						
Average Speed [km/h]	45.9	60.6	59.0	59.2	63.1	67.3	64.4						
Top Speed [km/h]	59.7	62.1	60.3	61.4	64.0	68.4	68.2						
Avg. Dist. to Rail [m]	5.5	4.0	5.0	1.2	0.7	2.0	4.8						
Avg. Stride Freq. [Hz]	2.3	2.4	2.4	2.4	2.5	2.5	2.5						
Avg. Stride Length [m]	5.5	6.9	6.8	6.8	7.1	7.1	7.3						





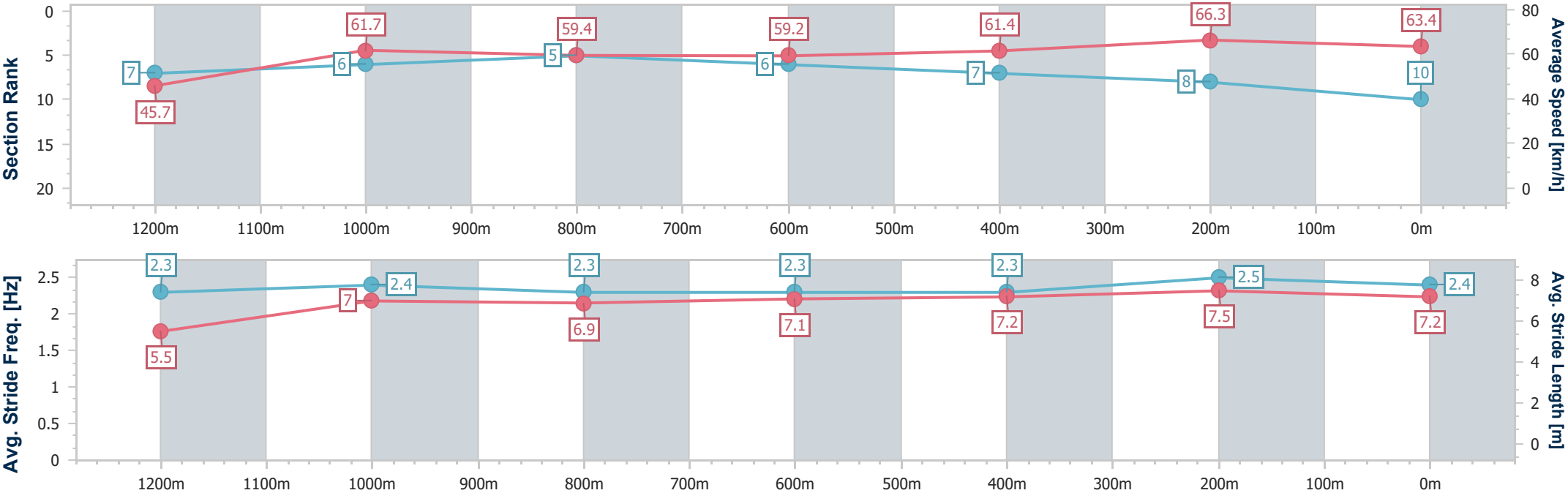
Horse/Jockey Name	Puff 'N' Harry
Final Rank	10
Fastest Section Time (Section)	0:10.84 (400m)
Top Speed [km/h] (Section)	67.6 (400m)
Race State	Finished



DoombenProfessional  
Race 8: LADBROKES MEGA MULTI Class 1 Plate - 1350m  
15 October 2025 - 17:35  
Track Rating: Good 4, Weather: Fine, Rail Position: +8.5m Entire



Section	Overall	1200m	1000m	800m	600m	400m	200m						
Section Times	1:21.68 [10] (0:11.82)	1:09.86 [7] (0:11.66)	0:58.20 [6] (0:12.13)	0:46.07 [5] (0:12.20)	0:33.87 [6] (0:11.72)	0:22.15 [7] (0:10.84)	0:11.31 [8] (0:11.31)						
Average Speed [km/h]	45.7	61.7	59.4	59.2	61.4	66.3	63.4						
Top Speed [km/h]	60.5	62.9	61.0	60.4	64.6	67.6	66.3						
Avg. Dist. to Rail [m]	5.5	0.8	0.7	0.8	0.6	0.9	2.2						
Avg. Stride Freq. [Hz]	2.3	2.4	2.3	2.3	2.3	2.5	2.4						
Avg. Stride Length [m]	5.5	7.0	6.9	7.1	7.2	7.5	7.2						





Horse/Jockey Name	Shubman
Final Rank	11
Fastest Section Time (Section)	0:10.91 (400m)
Top Speed [km/h] (Section)	66.8 (400m)
Race State	Finished



DoombenProfessional  
Race 8: LADBROKES MEGA MULTI Class 1 Plate - 1350m  
15 October 2025 - 17:35  
Track Rating: Good 4, Weather: Fine, Rail Position: +8.5m Entire



BRISBANE  
RACING CLUB

Section	Overall	1200m	1000m	800m	600m	400m	200m						
Section Times	1:22.22 [11] (0:12.33)	1:09.89 [11] (0:11.93)	0:57.96 [11] (0:12.20)	0:45.76 [11] (0:12.14)	0:33.62 [11] (0:11.29)	0:22.33 [11] (0:10.91)	0:11.42 [11] (0:11.42)						
Average Speed [km/h]	43.8	60.5	59.2	59.6	63.2	65.6	63.1						
Top Speed [km/h]	57.9	62.6	62.7	62.2	65.1	66.8	66.6						
Avg. Dist. to Rail [m]	9.8	2.5	0.9	0.3	0.8	1.1	0.5						
Avg. Stride Freq. [Hz]	2.2	2.3	2.3	2.3	2.4	2.4	2.4						
Avg. Stride Length [m]	5.5	7.2	7.2	7.3	7.3	7.5	7.3						

