



MackayProfessional

Race 1: SKY RACING BENCHMARK 65 Handicap - 1800m

15 October 2025 - 13:10



MACKAY TURF CLUB
Ooralea Racecourse

Track Rating: Good 4, Weather: Fine, Rail Position: True

Section Field Times						Overall	1600m	1400m	1200m	1000m	800m	600m	Last 600m	
						1:51.87 (0:14.11)	1:37.76 (0:12.80)	1:24.96 (0:12.55)	1:12.41 (0:12.55)	0:59.86 (0:12.22)	0:47.64 (0:11.99)	0:35.65 (0:11.93)	0:35.65	
Rank	TAB	Horse/Jockey	Barrier	Top Speed [km/h]	Fastest Section									Distance Travelled [m]
1	6	THE PENSKE FILE	1	63.0	0:11.66	1:51.87 [1]	1:37.64 [2]	1:24.68 [3]	1:11.98 [3]	0:59.49 [3]	0:47.30 [4]	0:35.34 [4]	0:35.34	
		Nikki Olzard		400m	400m	(0:14.23)	(0:12.96)	(0:12.70)	(0:12.49)	(0:12.19)	(0:11.96)	(0:11.72)		
2	3	BETTER BE READY	4	62.9	0:11.59	1:51.90 [2]	1:37.79 [1]	1:24.83 [2]	1:12.08 [2]	0:59.57 [2]	0:47.51 [2]	0:35.49 [2]	0:35.49	-4
		Sean Cormack		400m	400m	(0:14.11)	(0:12.96)	(0:12.75)	(0:12.51)	(0:12.06)	(0:12.02)	(0:11.74)		
3	7	TORQUE ESPAGNA	2	63.0	0:11.72	1:52.22 [3]	1:37.60 [4]	1:24.90 [4]	1:12.14 [4]	0:59.71 [4]	0:47.71 [3]	0:35.72 [3]	0:35.72	-10
		Amie Meissner		400m	400m	(0:14.62)	(0:12.70)	(0:12.76)	(0:12.43)	(0:12.00)	(0:11.99)	(0:11.85)		
4	2	FORTIFIED	3	60.7	0:11.94	1:53.46 [4]	1:38.87 [3]	1:26.55 [1]	1:14.00 [1]	1:01.45 [1]	0:49.23 [1]	0:37.24 [1]	0:37.24	-8
		Chelsea Jokic		400m	600m	(0:14.59)	(0:12.32)	(0:12.55)	(0:12.55)	(0:12.22)	(0:11.99)	(0:11.94)		

Scratched: Final Comment (#4), Eagle Warrior (#5), Odegard (#1)



MackayProfessional

Race 1: SKY RACING BENCHMARK 65 Handicap - 1800m

15 October 2025 - 13:10



MACKAY TURF CLUB

Ooralea Racecourse

Track Rating: Good 4, Weather: Fine, Rail Position: True

Section		400m		200m		Last 600m			
Field Times		0:23.72 (0:11.59)		0:12.13 (0:12.13)		0:35.65			
Rank	TAB	Horse/Jockey	Barrier	Top Speed [km/h]	Fastest Section	Margin		Distance Travelled [m]	
1	6	THE PENSKE FILE	1	63.0	0:11.66	0:23.62 [3]	0:11.96 [2]	1:51.87	0:35.34
		Nikki Olzard		400m	400m	(0:11.66)	(0:11.96)		
2	3	BETTER BE READY	4	62.9	0:11.59	0:23.75 [1]	0:12.16 [1]	0.15L	0:35.49 -4
		Sean Cormack		400m	400m	(0:11.59)	(0:12.16)		
3	7	TORQUE ESPAGNA	2	63.0	0:11.72	0:23.87 [4]	0:12.15 [3]	2.08L	0:35.72 -10
		Amie Meissner		400m	400m	(0:11.72)	(0:12.15)		
4	2	FORTIFIED	3	60.7	0:11.94	0:25.30 [2]	0:13.27 [4]	9.35L	0:37.24 -8
		Chelsea Jokic		400m	600m	(0:12.03)	(0:13.27)		

Scratched: Final Comment (#4), Eagle Warrior (#5), Odegard (#1)



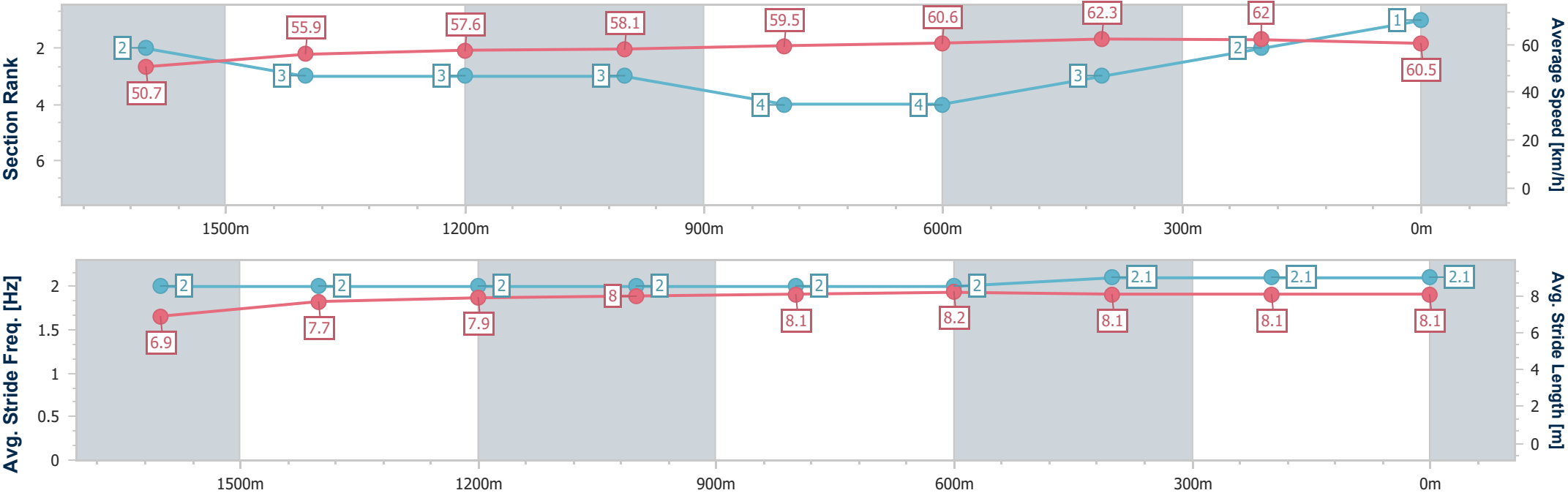
Horse/Jockey Name	The Penske File
Final Rank	1
Fastest Section Time (Section)	0:11.66 (400m)
Top Speed [km/h] (Section)	63.0 (400m)
Race State	Finished



MackayProfessional
Race 1: SKY RACING BENCHMARK 65 Handicap - 1800m
15 October 2025 - 13:10
Track Rating: Good 4, Weather: Fine, Rail Position: True



Section	Overall	1600m	1400m	1200m	1000m	800m	600m	400m	200m				
Section Times	1:51.87 [1] (0:14.23)	1:37.64 [2] (0:12.96)	1:24.68 [3] (0:12.70)	1:11.98 [3] (0:12.49)	0:59.49 [3] (0:12.19)	0:47.30 [4] (0:11.96)	0:35.34 [4] (0:11.72)	0:23.62 [3] (0:11.66)	0:11.96 [2] (0:11.96)				
Average Speed [km/h]	50.7	55.9	57.6	58.1	59.5	60.6	62.3	62.0	60.5				
Top Speed [km/h]	58.5	58.2	58.9	59.6	60.9	62.4	62.8	63.0	62.6				
Avg. Dist. to Rail [m]	1.5	1.2	2.5	2.5	2.5	2.0	2.1	4.5	6.0				
Avg. Stride Freq. [Hz]	2.0	2.0	2.0	2.0	2.0	2.0	2.1	2.1	2.1				
Avg. Stride Length [m]	6.9	7.7	7.9	8.0	8.1	8.2	8.1	8.1	8.1				





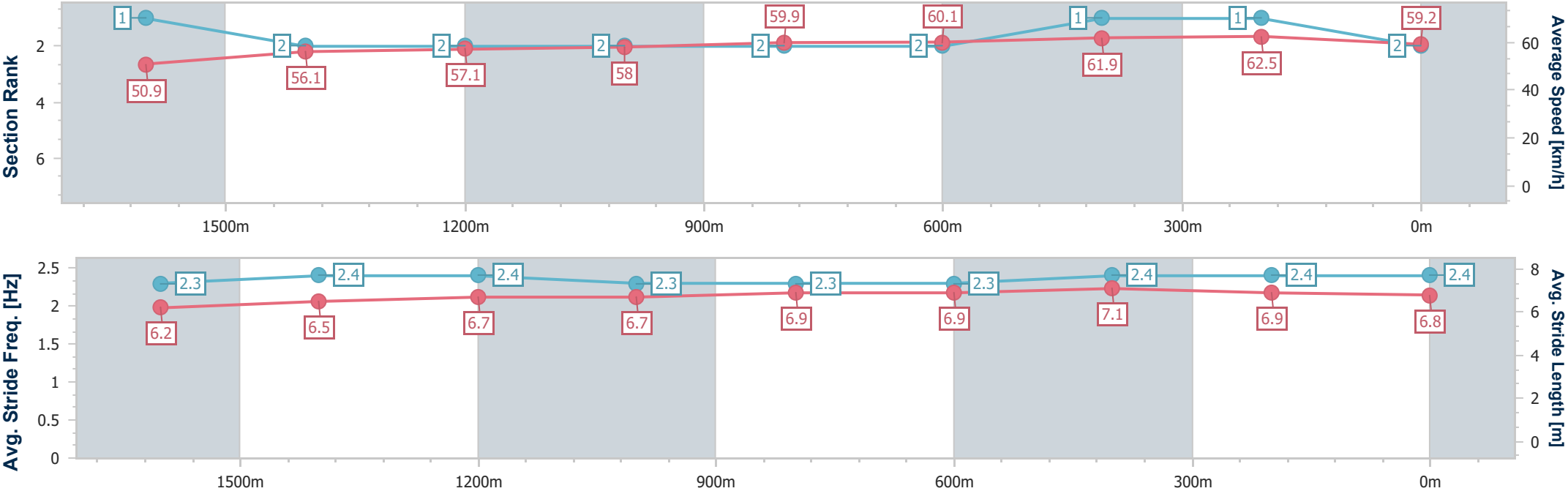
Horse/Jockey Name	Better Be Ready
Final Rank	2
Fastest Section Time (Section)	0:11.59 (400m)
Top Speed [km/h] (Section)	62.9 (400m)
Race State	Finished



MackayProfessional
Race 1: SKY RACING BENCHMARK 65 Handicap - 1800m
15 October 2025 - 13:10
Track Rating: Good 4, Weather: Fine, Rail Position: True



Section	Overall	1600m	1400m	1200m	1000m	800m	600m	400m	200m				
Section Times	1:51.90 [2] (0:14.11)	1:37.79 [1] (0:12.96)	1:24.83 [2] (0:12.75)	1:12.08 [2] (0:12.51)	0:59.57 [2] (0:12.06)	0:47.51 [2] (0:12.02)	0:35.49 [2] (0:11.74)	0:23.75 [1] (0:11.59)	0:12.16 [1] (0:12.16)				
Average Speed [km/h]	50.9	56.1	57.1	58.0	59.9	60.1	61.9	62.5	59.2				
Top Speed [km/h]	59.0	58.8	58.7	60.0	60.1	60.7	62.5	62.9	61.2				
Avg. Dist. to Rail [m]	3.2	1.6	1.8	1.9	2.0	1.4	1.2	4.1	5.3				
Avg. Stride Freq. [Hz]	2.3	2.4	2.4	2.3	2.3	2.3	2.4	2.4	2.4				
Avg. Stride Length [m]	6.2	6.5	6.7	6.7	6.9	6.9	7.1	6.9	6.8				



[] Ranking at each section and finish
-.-.- No data available at this section
NA No data available



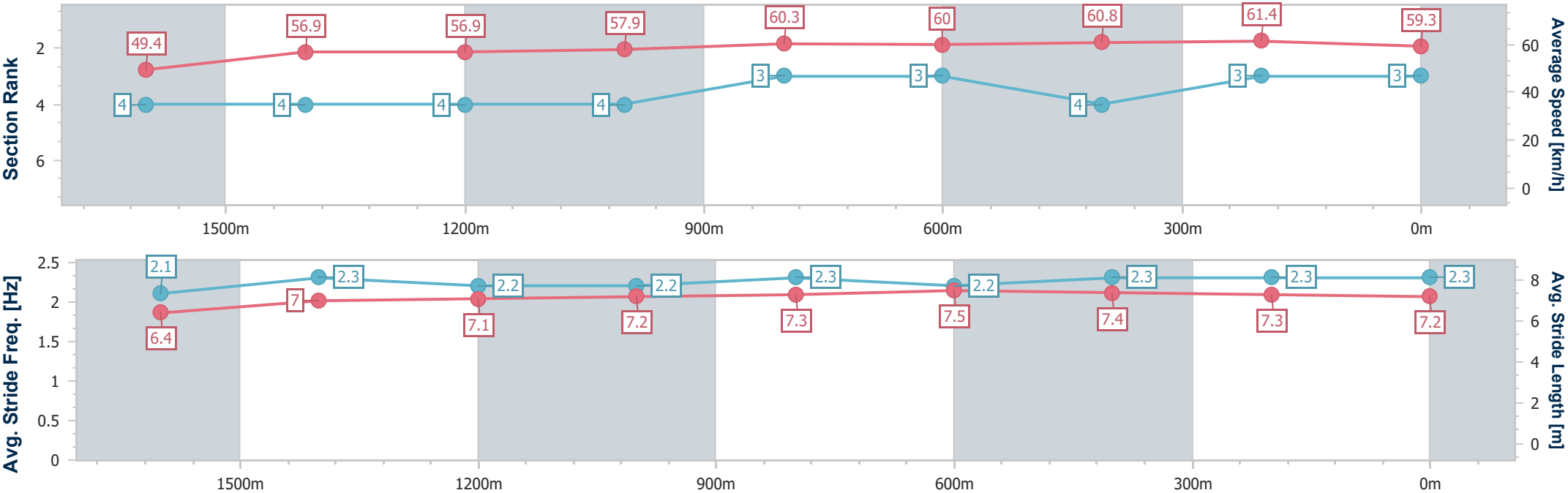
Horse/Jockey Name	Torque Espagna
Final Rank	3
Fastest Section Time (Section)	0:11.72 (400m)
Top Speed [km/h] (Section)	63.0 (400m)
Race State	Finished



MackayProfessional
Race 1: SKY RACING BENCHMARK 65 Handicap - 1800m
15 October 2025 - 13:10
Track Rating: Good 4, Weather: Fine, Rail Position: True



Section	Overall	1600m	1400m	1200m	1000m	800m	600m	400m	200m				
Section Times	1:52.22 [3] (0:14.62)	1:37.60 [4] (0:12.70)	1:24.90 [4] (0:12.76)	1:12.14 [4] (0:12.43)	0:59.71 [4] (0:12.00)	0:47.71 [3] (0:11.99)	0:35.72 [3] (0:11.85)	0:23.87 [4] (0:11.72)	0:12.15 [3] (0:12.15)				
Average Speed [km/h]	49.4	56.9	56.9	57.9	60.3	60.0	60.8	61.4	59.3				
Top Speed [km/h]	59.0	58.7	59.3	59.3	60.9	60.9	62.1	63.0	62.1				
Avg. Dist. to Rail [m]	2.3	0.8	1.1	1.1	0.9	0.5	0.6	2.7	3.8				
Avg. Stride Freq. [Hz]	2.1	2.3	2.2	2.2	2.3	2.2	2.3	2.3	2.3				
Avg. Stride Length [m]	6.4	7.0	7.1	7.2	7.3	7.5	7.4	7.3	7.2				





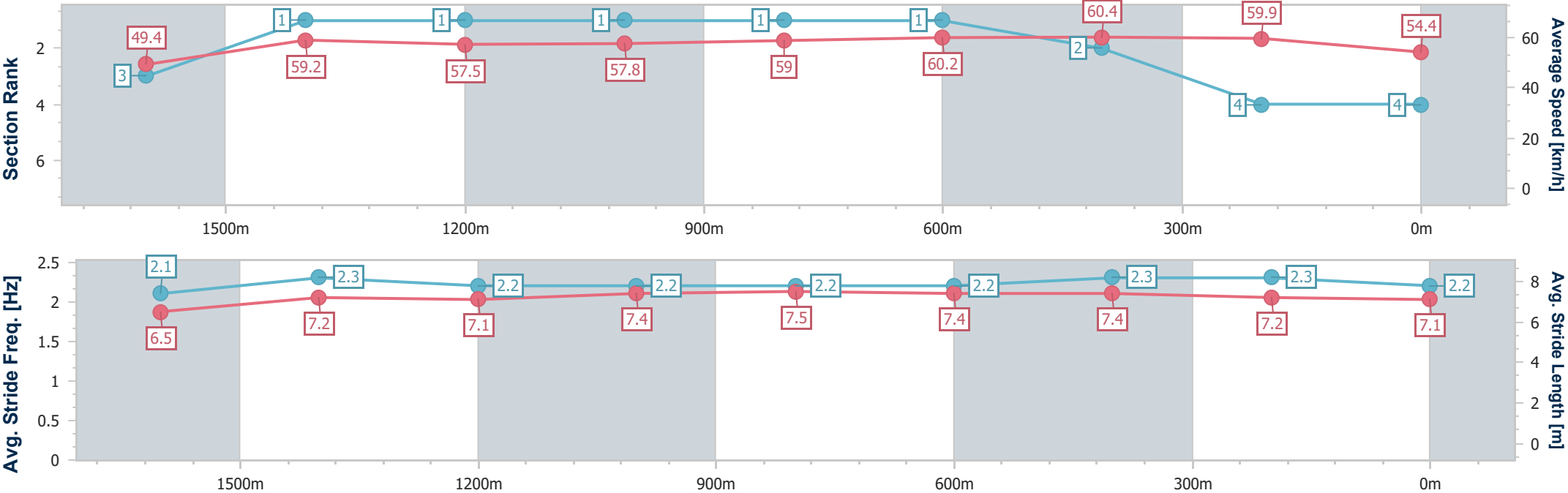
Horse/Jockey Name	Fortified
Final Rank	4
Fastest Section Time (Section)	0:11.94 (600m)
Top Speed [km/h] (Section)	60.7 (400m)
Race State	Finished



MackayProfessional
Race 1: SKY RACING BENCHMARK 65 Handicap - 1800m
15 October 2025 - 13:10
Track Rating: Good 4, Weather: Fine, Rail Position: True



Section	Overall	1600m	1400m	1200m	1000m	800m	600m	400m	200m				
Section Times	1:53.46 [4] (0:14.59)	1:38.87 [3] (0:12.32)	1:26.55 [1] (0:12.55)	1:14.00 [1] (0:12.55)	1:01.45 [1] (0:12.22)	0:49.23 [1] (0:11.99)	0:37.24 [1] (0:11.94)	0:25.30 [2] (0:12.03)	0:13.27 [4] (0:13.27)				
Average Speed [km/h]	49.4	59.2	57.5	57.8	59.0	60.2	60.4	59.9	54.4				
Top Speed [km/h]	59.5	60.5	60.0	58.2	60.3	60.5	60.6	60.7	58.7				
Avg. Dist. to Rail [m]	2.9	1.9	1.1	1.4	1.1	0.8	0.5	1.9	2.6				
Avg. Stride Freq. [Hz]	2.1	2.3	2.2	2.2	2.2	2.2	2.3	2.3	2.2				
Avg. Stride Length [m]	6.5	7.2	7.1	7.4	7.5	7.4	7.4	7.2	7.1				





MackayProfessional
Race 2: BOOK FOR MELB CUP RACEDAY TUE 4TH NOV Maiden
Handicap - 1560m
15 October 2025 - 13:45



Track Rating: Good 4, Weather: Fine, Rail Position: True

Section						Overall	1400m	1200m	1000m	800m	600m	400m	Last 600m	
Field Times						1:36.36 (0:11.77)	1:24.59 (0:11.93)	1:12.66 (0:12.13)	1:00.53 (0:12.28)	0:48.25 (0:12.32)	0:35.93 (0:12.11)	0:23.82 (0:11.73)	0:35.93	
Rank	TAB	Horse/Jockey	Barrier	Top Speed [km/h]	Fastest Section									Distance Travelled [m]
1	2	GRUMPYWANTSATISSUE	6	63.9	0:11.47	1:36.36 [1]	1:24.29 [4]	1:12.14 [5]	0:59.97 [5]	0:47.70 [6]	0:35.46 [5]	0:23.52 [5]	0:35.46	
		Raul Silvera Olivera		400m	400m	(0:12.07)	(0:12.15)	(0:12.17)	(0:12.27)	(0:12.24)	(0:11.94)	(0:11.47)		
2	5	SUPEEDO GONZALES	3	63.3	0:11.54	1:36.48 [2]	1:24.39 [5]	1:12.52 [3]	1:00.38 [3]	0:48.13 [3]	0:35.82 [4]	0:23.69 [4]	0:35.82	-8
		Jackson Murphy		400m	400m	(0:12.09)	(0:11.87)	(0:12.14)	(0:12.25)	(0:12.31)	(0:12.13)	(0:11.54)		
3	1	SHE'S GOT LYRICS	4	63.4	0:11.63	1:36.68 [3]	1:24.73 [3]	1:12.63 [4]	1:00.50 [4]	0:48.30 [4]	0:36.03 [3]	0:24.04 [2]	0:36.03	-1
		Nathan Thomas		400m	400m	(0:11.95)	(0:12.10)	(0:12.13)	(0:12.20)	(0:12.27)	(0:11.99)	(0:11.63)		
4	3	DEBBIE BABY	2	61.9	0:11.78	1:37.60 [4]	1:25.82 [2]	1:13.86 [2]	1:01.68 [2]	0:49.42 [2]	0:37.09 [2]	0:25.06 [1]	0:37.09	-5
		Adam Sewell		600m	Overall	(0:11.78)	(0:11.96)	(0:12.18)	(0:12.26)	(0:12.33)	(0:12.03)	(0:11.94)		
5	9	SPIETH IMPEDIMENT	5	61.5	0:11.93	1:37.87 [5]	1:25.63 [6]	1:13.58 [6]	1:01.47 [6]	0:49.25 [5]	0:36.92 [6]	0:24.75 [6]	0:36.92	-10
		Ivo Fry		1400m	400m	(0:12.24)	(0:12.05)	(0:12.11)	(0:12.22)	(0:12.33)	(0:12.17)	(0:11.93)		
6	6	MAHTIKKAINSTINCT	1	61.6	0:11.77	1:38.42 [6]	1:26.65 [1]	1:14.72 [1]	1:02.59 [1]	0:50.31 [1]	0:37.99 [1]	0:25.75 [3]	0:37.99	-11
		Chris Mclver		1400m	Overall	(0:11.77)	(0:11.93)	(0:12.13)	(0:12.28)	(0:12.32)	(0:12.24)	(0:12.32)		

Scratched: Miss Comaneci (#4), The Kobay Train (#7), John's Road (#8)



MackayProfessional
Race 2: BOOK FOR MELB CUP RACEDAY TUE 4TH NOV Maiden
Handicap - 1560m
15 October 2025 - 13:45



Track Rating: Good 4, Weather: Fine, Rail Position: True

Section		200m					Last 600m		
Field Times		0:12.09 (0:12.09)					0:35.93		
Rank	TAB	Horse/Jockey	Barrier	Top Speed [km/h]	Fastest Section	Margin		Distance Travelled [m]	
1	2	GRUMPYWANTSATISSUE	6	63.9	0:11.47	0:12.05 [2]	1:36.36	0:35.46	
		Raul Silvera Olivera		400m	400m	(0:12.05)			
2	5	SUPEEDO GONZALES	3	63.3	0:11.54	0:12.15 [3]	0.69L	0:35.82	-8
		Jackson Murphy		400m	400m	(0:12.15)			
3	1	SHE'S GOT LYRICS	4	63.4	0:11.63	0:12.41 [1]	1.87L	0:36.03	-1
		Nathan Thomas		400m	400m	(0:12.41)			
4	3	DEBBIE BABY	2	61.9	0:11.78	0:13.12 [4]	7.29L	0:37.09	-5
		Adam Sewell		600m	Overall	(0:13.12)			
5	9	SPIETH IMPEDIMENT	5	61.5	0:11.93	0:12.82 [6]	8.91L	0:36.92	-10
		Ivo Fry		1400m	400m	(0:12.82)			
6	6	MAHTIKKAINSTINCT	1	61.6	0:11.77	0:13.43 [5]	12.15L	0:37.99	-11
		Chris McIver		1400m	Overall	(0:13.43)			

Scratched: Miss Comaneci (#4), The Kobay Train (#7), John's Road (#8)



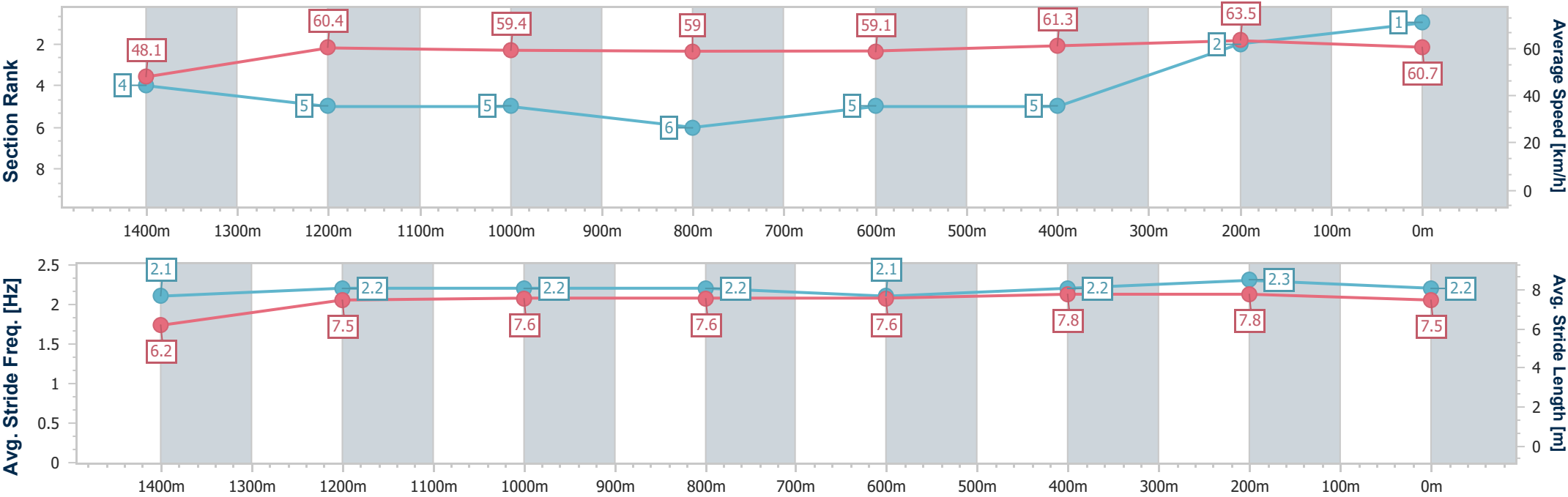
Horse/Jockey Name	Grumpywantsatissue
Final Rank	1
Fastest Section Time (Section)	0:11.47 (400m)
Top Speed [km/h] (Section)	63.9 (400m)
Race State	Finished



MackayProfessional
Race 2: BOOK FOR MELB CUP RACEDAY TUE 4TH NOV
Maiden Handicap - 1560m
15 October 2025 - 13:45
Track Rating: Good 4, Weather: Fine, Rail Position: True



Section	Overall	1400m	1200m	1000m	800m	600m	400m	200m					
Section Times	1:36.36 [1] (0:12.07)	1:24.29 [4] (0:12.15)	1:12.14 [5] (0:12.17)	0:59.97 [5] (0:12.27)	0:47.70 [6] (0:12.24)	0:35.46 [5] (0:11.94)	0:23.52 [5] (0:11.47)	0:12.05 [2] (0:12.05)					
Average Speed [km/h]	48.1	60.4	59.4	59.0	59.1	61.3	63.5	60.7					
Top Speed [km/h]	60.2	60.9	59.8	59.9	61.3	62.6	63.9	63.1					
Avg. Dist. to Rail [m]	6.6	4.0	2.6	2.1	2.0	2.2	4.4	5.7					
Avg. Stride Freq. [Hz]	2.1	2.2	2.2	2.2	2.1	2.2	2.3	2.2					
Avg. Stride Length [m]	6.2	7.5	7.6	7.6	7.6	7.8	7.8	7.5					





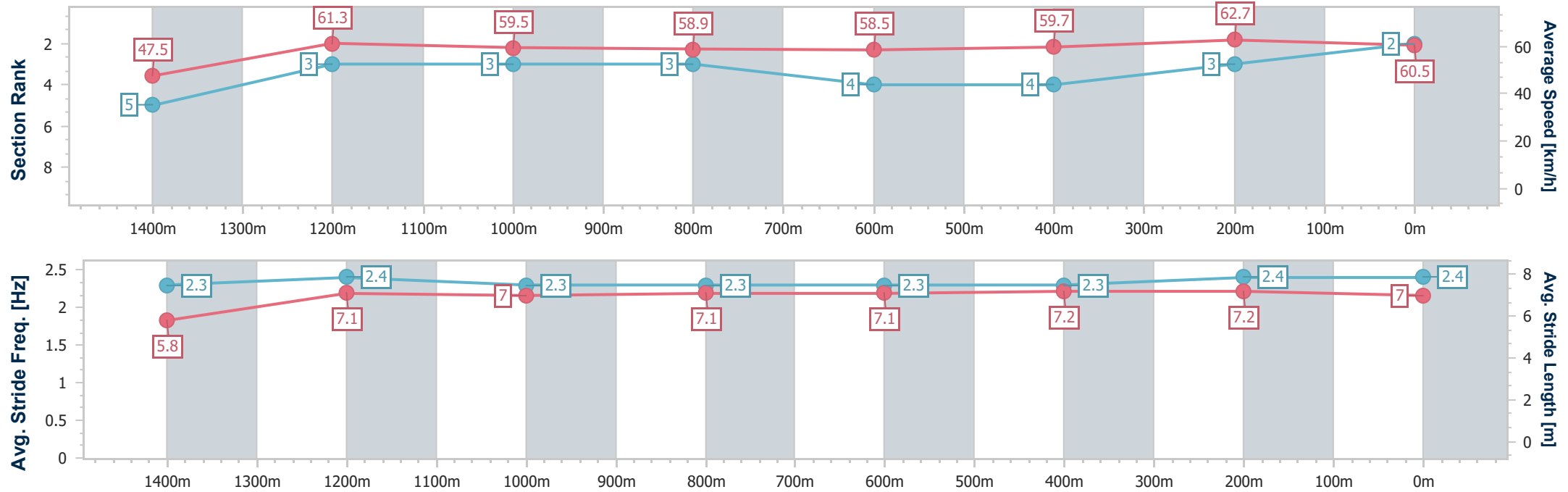
Horse/Jockey Name	Supeedo Gonzales
Final Rank	2
Fastest Section Time (Section)	0:11.54 (400m)
Top Speed [km/h] (Section)	63.3 (400m)
Race State	Finished



MackayProfessional
Race 2: BOOK FOR MELB CUP RACEDAY TUE 4TH NOV
Maiden Handicap - 1560m
15 October 2025 - 13:45
Track Rating: Good 4, Weather: Fine, Rail Position: True



Section	Overall	1400m	1200m	1000m	800m	600m	400m	200m					
Section Times	1:36.48 [2] (0:12.09)	1:24.39 [5] (0:11.87)	1:12.52 [3] (0:12.14)	1:00.38 [3] (0:12.25)	0:48.13 [3] (0:12.31)	0:35.82 [4] (0:12.13)	0:23.69 [4] (0:11.54)	0:12.15 [3] (0:12.15)					
Average Speed [km/h]	47.5	61.3	59.5	58.9	58.5	59.7	62.7	60.5					
Top Speed [km/h]	61.7	61.8	60.0	59.5	59.3	61.4	63.3	62.5					
Avg. Dist. to Rail [m]	2.9	1.7	1.5	1.1	0.8	0.8	2.9	4.1					
Avg. Stride Freq. [Hz]	2.3	2.4	2.3	2.3	2.3	2.3	2.4	2.4					
Avg. Stride Length [m]	5.8	7.1	7.0	7.1	7.1	7.2	7.2	7.0					





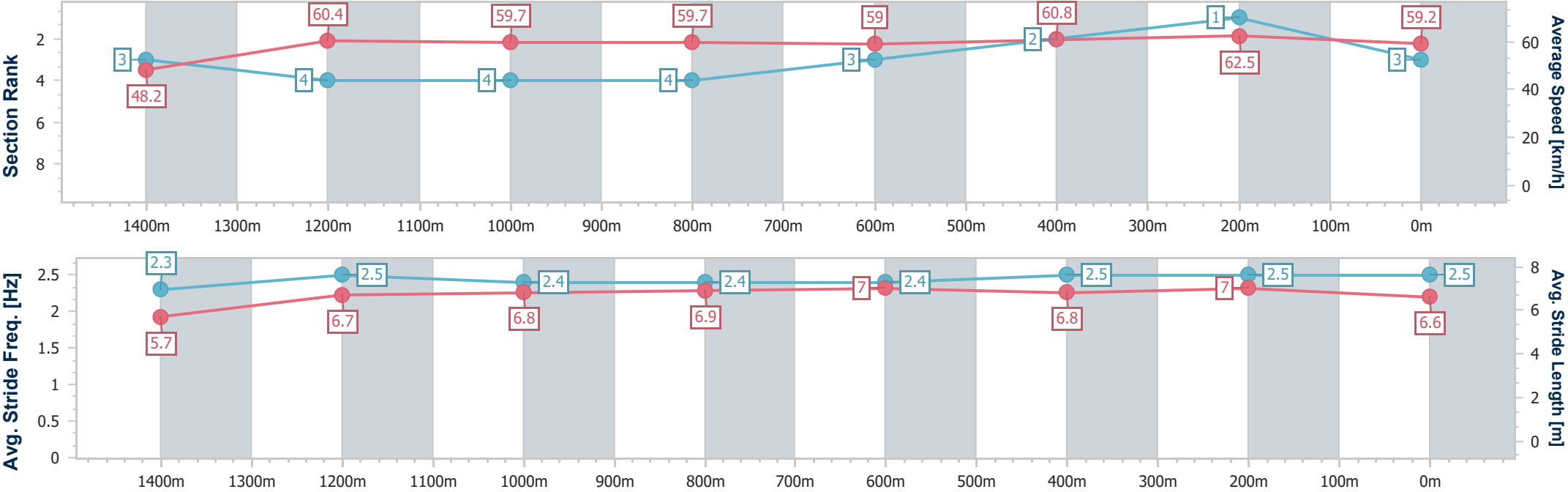
Horse/Jockey Name	She's Got Lyrics
Final Rank	3
Fastest Section Time (Section)	0:11.63 (400m)
Top Speed [km/h] (Section)	63.4 (400m)
Race State	Finished



MackayProfessional
Race 2: BOOK FOR MELB CUP RACEDAY TUE 4TH NOV
Maiden Handicap - 1560m
15 October 2025 - 13:45
Track Rating: Good 4, Weather: Fine, Rail Position: True



Section	Overall	1400m	1200m	1000m	800m	600m	400m	200m					
Section Times	1:36.68 [3] (0:11.95)	1:24.73 [3] (0:12.10)	1:12.63 [4] (0:12.13)	1:00.50 [4] (0:12.20)	0:48.30 [4] (0:12.27)	0:36.03 [3] (0:11.99)	0:24.04 [2] (0:11.63)	0:12.41 [1] (0:12.41)					
Average Speed [km/h]	48.2	60.4	59.7	59.7	59.0	60.8	62.5	59.2					
Top Speed [km/h]	61.4	60.9	61.1	61.9	59.8	62.2	63.4	61.7					
Avg. Dist. to Rail [m]	4.0	3.1	2.8	3.1	1.9	2.1	3.3	4.0					
Avg. Stride Freq. [Hz]	2.3	2.5	2.4	2.4	2.4	2.5	2.5	2.5					
Avg. Stride Length [m]	5.7	6.7	6.8	6.9	7.0	6.8	7.0	6.6					





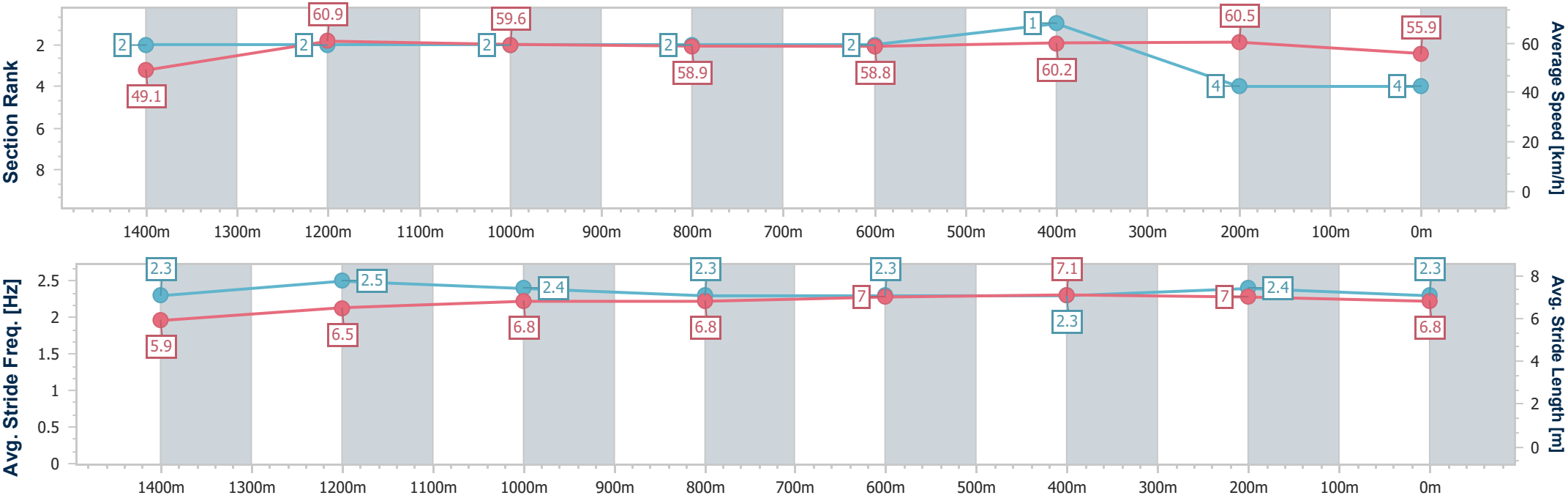
Horse/Jockey Name	Debbie Baby
Final Rank	4
Fastest Section Time (Section)	0:11.78 (Overall)
Top Speed [km/h] (Section)	61.9 (600m)
Race State	Finished



MackayProfessional
Race 2: BOOK FOR MELB CUP RACEDAY TUE 4TH NOV
Maiden Handicap - 1560m
15 October 2025 - 13:45
Track Rating: Good 4, Weather: Fine, Rail Position: True



Section	Overall	1400m	1200m	1000m	800m	600m	400m	200m					
Section Times	1:37.60 [4] (0:11.78)	1:25.82 [2] (0:11.96)	1:13.86 [2] (0:12.18)	1:01.68 [2] (0:12.26)	0:49.42 [2] (0:12.33)	0:37.09 [2] (0:12.03)	0:25.06 [1] (0:11.94)	0:13.12 [4] (0:13.12)					
Average Speed [km/h]	49.1	60.9	59.6	58.9	58.8	60.2	60.5	55.9					
Top Speed [km/h]	61.3	61.7	59.9	59.4	59.3	61.9	61.7	58.5					
Avg. Dist. to Rail [m]	2.8	2.6	2.3	1.8	1.5	1.1	1.3	1.4					
Avg. Stride Freq. [Hz]	2.3	2.5	2.4	2.3	2.3	2.3	2.4	2.3					
Avg. Stride Length [m]	5.9	6.5	6.8	6.8	7.0	7.1	7.0	6.8					





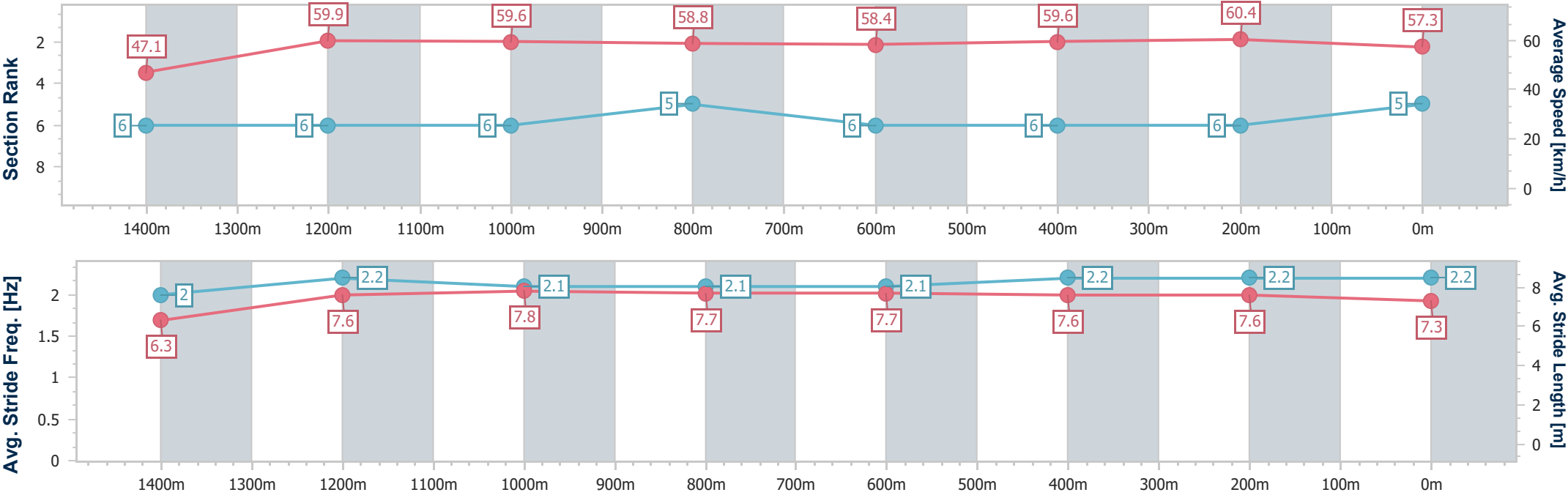
Horse/Jockey Name	Spieth Impediment
Final Rank	5
Fastest Section Time (Section)	0:11.93 (400m)
Top Speed [km/h] (Section)	61.5 (1400m)
Race State	Finished



MackayProfessional
Race 2: BOOK FOR MELB CUP RACEDAY TUE 4TH NOV
Maiden Handicap - 1560m
15 October 2025 - 13:45
Track Rating: Good 4, Weather: Fine, Rail Position: True



Section	Overall	1400m	1200m	1000m	800m	600m	400m	200m					
Section Times	1:37.87 [5] (0:12.24)	1:25.63 [6] (0:12.05)	1:13.58 [6] (0:12.11)	1:01.47 [6] (0:12.22)	0:49.25 [5] (0:12.33)	0:36.92 [6] (0:12.17)	0:24.75 [6] (0:11.93)	0:12.82 [6] (0:12.82)					
Average Speed [km/h]	47.1	59.9	59.6	58.8	58.4	59.6	60.4	57.3					
Top Speed [km/h]	59.7	61.5	60.0	59.7	59.9	60.0	61.1	59.6					
Avg. Dist. to Rail [m]	2.9	0.9	0.4	0.5	0.8	0.9	2.0	3.7					
Avg. Stride Freq. [Hz]	2.0	2.2	2.1	2.1	2.1	2.2	2.2	2.2					
Avg. Stride Length [m]	6.3	7.6	7.8	7.7	7.7	7.6	7.6	7.3					





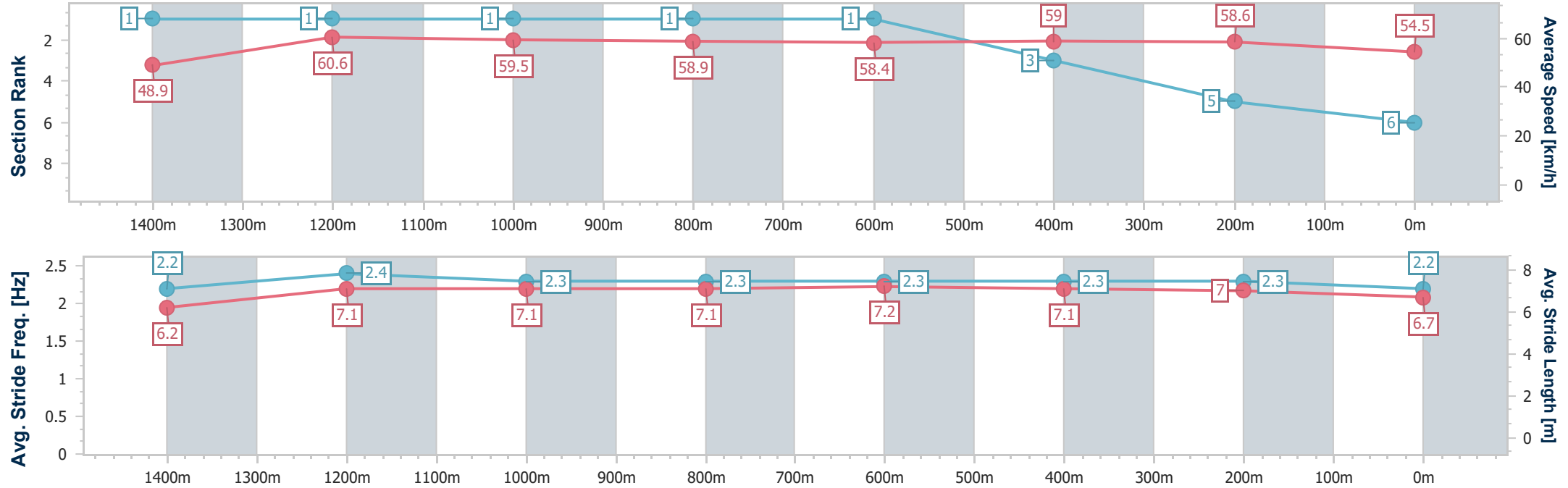
Horse/Jockey Name	Mahtikkainstinct
Final Rank	6
Fastest Section Time (Section)	0:11.77 (Overall)
Top Speed [km/h] (Section)	61.6 (1400m)
Race State	Finished



MackayProfessional
Race 2: BOOK FOR MELB CUP RACEDAY TUE 4TH NOV
Maiden Handicap - 1560m
15 October 2025 - 13:45
Track Rating: Good 4, Weather: Fine, Rail Position: True



Section	Overall	1400m	1200m	1000m	800m	600m	400m	200m					
Section Times	1:38.42 [6] (0:11.77)	1:26.65 [1] (0:11.93)	1:14.72 [1] (0:12.13)	1:02.59 [1] (0:12.28)	0:50.31 [1] (0:12.32)	0:37.99 [1] (0:12.24)	0:25.75 [3] (0:12.32)	0:13.43 [5] (0:13.43)					
Average Speed [km/h]	48.9	60.6	59.5	58.9	58.4	59.0	58.6	54.5					
Top Speed [km/h]	60.9	61.6	59.6	59.4	58.9	60.1	59.7	57.0					
Avg. Dist. to Rail [m]	1.6	1.4	1.3	0.9	0.7	0.3	1.7	2.4					
Avg. Stride Freq. [Hz]	2.2	2.4	2.3	2.3	2.3	2.3	2.3	2.2					
Avg. Stride Length [m]	6.2	7.1	7.1	7.1	7.2	7.1	7.0	6.7					





MackayProfessional

Race 3: LADBROKES BIG BETS BENCHMARK 55 Handicap - 1560m

15 October 2025 - 14:19



MACKAY TURF CLUB
Ooralea Racecourse

Track Rating: Good 4, Weather: Fine, Rail Position: True

Section						Overall	1400m	1200m	1000m	800m	600m	400m	Last 600m		
Field Times						1:35.07 (0:11.70)	1:23.37 (0:11.97)	1:11.40 (0:12.01)	0:59.39 (0:11.98)	0:47.41 (0:11.61)	0:35.80 (0:11.65)	0:24.15 (0:11.77)	0:35.80		
Rank	TAB	Horse/Jockey	Barrier	Top Speed [km/h]	Fastest Section										Distance Travelled [m]
1	7	ICONIC PRINCE	2	62.6	0:11.63	1:35.07 [1]	1:22.80 [5]	1:10.70 [5]	0:58.97 [4]	0:47.21 [4]	0:35.58 [4]	0:23.93 [5]	0:35.58		
		Sean Cormack		600m	800m	(0:12.27)	(0:12.10)	(0:11.73)	(0:11.76)	(0:11.63)	(0:11.65)	(0:11.69)			
2	3	DIASONIC	1	62.7	0:11.61	1:35.20 [2]	1:23.50 [1]	1:11.53 [1]	0:59.52 [1]	0:47.54 [1]	0:35.93 [1]	0:24.28 [1]	0:35.93	+0	
		Adam Sewell		600m	800m	(0:11.70)	(0:11.97)	(0:12.01)	(0:11.98)	(0:11.61)	(0:11.65)	(0:11.77)			
3	6	CASH ARTIST	4	63.1	0:11.61	1:35.28 [3]	1:23.42 [3]	1:11.26 [3]	0:59.28 [3]	0:47.39 [5]	0:35.78 [5]	0:24.16 [3]	0:35.78	+6	
		Chris McIver		600m	800m	(0:11.86)	(0:12.16)	(0:11.98)	(0:11.89)	(0:11.61)	(0:11.62)	(0:11.73)			
4	4	SHOALWATER BAY	3	63.5	0:11.63	1:35.44 [4]	1:23.60 [2]	1:11.69 [2]	0:59.67 [2]	0:47.73 [2]	0:36.10 [2]	0:24.40 [2]	0:36.10	+4	
		Tom Orr		1400m	800m	(0:11.84)	(0:11.91)	(0:12.02)	(0:11.94)	(0:11.63)	(0:11.70)	(0:11.82)			
5	5	MR CALEB	5	63.4	0:11.52	1:35.73 [5]	1:23.62 [4]	1:11.42 [4]	0:59.62 [5]	0:47.89 [3]	0:36.37 [3]	0:24.60 [4]	0:36.37	+7	
		Amie Meissner		600m	800m	(0:12.11)	(0:12.20)	(0:11.80)	(0:11.73)	(0:11.52)	(0:11.77)	(0:11.84)			

Scratched: Aidenabet (#1), Presszora (#2)



MackayProfessional

Race 3: LADBROKES BIG BETS BENCHMARK 55 Handicap - 1560m

15 October 2025 - 14:19



MACKAY TURF CLUB
Ooralea Racecourse

Track Rating: Good 4, Weather: Fine, Rail Position: True

Section						200m			Last 600m
Field Times						0:12.38 (0:12.38)			0:35.80
Rank	TAB	Horse/Jockey	Barrier	Top Speed [km/h]	Fastest Section	Margin		Distance Travelled [m]	
1	7	ICONIC PRINCE	2	62.6	0:11.63	0:12.24 [2]	1:35.07	0:35.58	
		Sean Cormack		600m	800m	(0:12.24)			
2	3	DIASONIC	1	62.7	0:11.61	0:12.51 [1]	0.76L	0:35.93 +0	
		Adam Sewell		600m	800m	(0:12.51)			
3	6	CASH ARTIST	4	63.1	0:11.61	0:12.43 [3]	1.25L	0:35.78 +6	
		Chris McIver		600m	800m	(0:12.43)			
4	4	SHOALWATER BAY	3	63.5	0:11.63	0:12.58 [4]	2.18L	0:36.10 +4	
		Tom Orr		1400m	800m	(0:12.58)			
5	5	MR CALEB	5	63.4	0:11.52	0:12.76 [5]	3.91L	0:36.37 +7	
		Amie Meissner		600m	800m	(0:12.76)			

Scratched: Aidenabet (#1), Presszora (#2)



Horse/Jockey Name	Iconic Prince
Final Rank	1
Fastest Section Time (Section)	0:11.63 (800m)
Top Speed [km/h] (Section)	62.6 (600m)
Race State	Finished



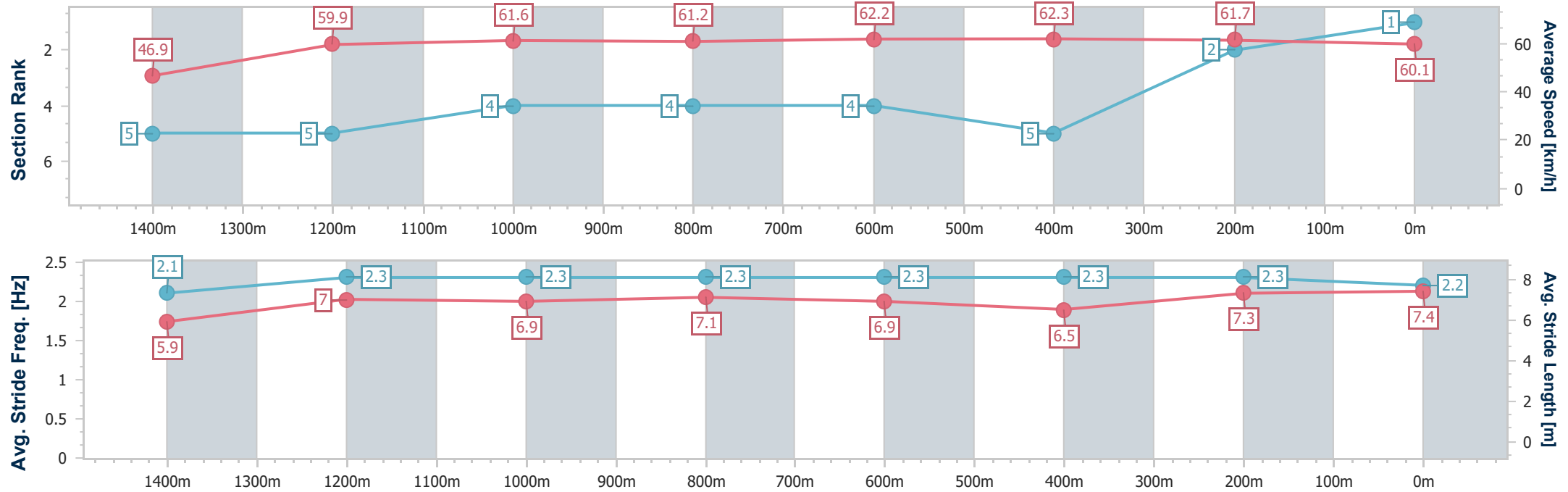
MackayProfessional
Race 3: LADBROKES BIG BETS BENCHMARK 55 Handicap -
1560m

15 October 2025 - 14:19

Track Rating: Good 4, Weather: Fine, Rail Position: True



Section	Overall	1400m	1200m	1000m	800m	600m	400m	200m					
Section Times	1:35.07 [1] (0:12.27)	1:22.80 [5] (0:12.10)	1:10.70 [5] (0:11.73)	0:58.97 [4] (0:11.76)	0:47.21 [4] (0:11.63)	0:35.58 [4] (0:11.65)	0:23.93 [5] (0:11.69)	0:12.24 [2] (0:12.24)					
Average Speed [km/h]	46.9	59.9	61.6	61.2	62.2	62.3	61.7	60.1					
Top Speed [km/h]	58.2	61.2	62.3	62.1	62.6	62.6	62.4	62.1					
Avg. Dist. to Rail [m]	3.0	1.2	0.7	0.6	0.7	1.2	2.8	3.7					
Avg. Stride Freq. [Hz]	2.1	2.3	2.3	2.3	2.3	2.3	2.3	2.2					
Avg. Stride Length [m]	5.9	7.0	6.9	7.1	6.9	6.5	7.3	7.4					





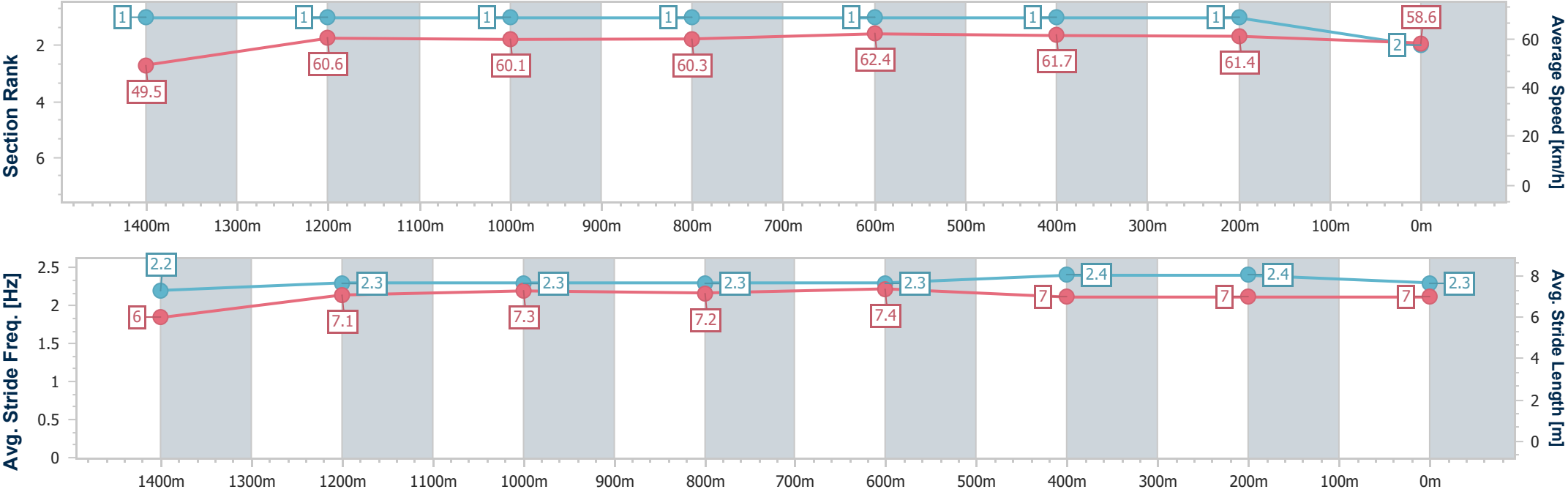
Horse/Jockey Name	Diasonic
Final Rank	2
Fastest Section Time (Section)	0:11.61 (800m)
Top Speed [km/h] (Section)	62.7 (600m)
Race State	Finished



MackayProfessional
Race 3: LADBROKES BIG BETS BENCHMARK 55 Handicap - 1560m
15 October 2025 - 14:19
Track Rating: Good 4, Weather: Fine, Rail Position: True



Section	Overall	1400m	1200m	1000m	800m	600m	400m	200m					
Section Times	1:35.20 [2] (0:11.70)	1:23.50 [1] (0:11.97)	1:11.53 [1] (0:12.01)	0:59.52 [1] (0:11.98)	0:47.54 [1] (0:11.61)	0:35.93 [1] (0:11.65)	0:24.28 [1] (0:11.77)	0:12.51 [1] (0:12.51)					
Average Speed [km/h]	49.5	60.6	60.1	60.3	62.4	61.7	61.4	58.6					
Top Speed [km/h]	59.3	61.5	60.5	62.1	62.6	62.7	61.8	60.0					
Avg. Dist. to Rail [m]	2.9	2.0	1.7	1.3	1.0	0.4	1.2	1.4					
Avg. Stride Freq. [Hz]	2.2	2.3	2.3	2.3	2.3	2.4	2.4	2.3					
Avg. Stride Length [m]	6.0	7.1	7.3	7.2	7.4	7.0	7.0	7.0					





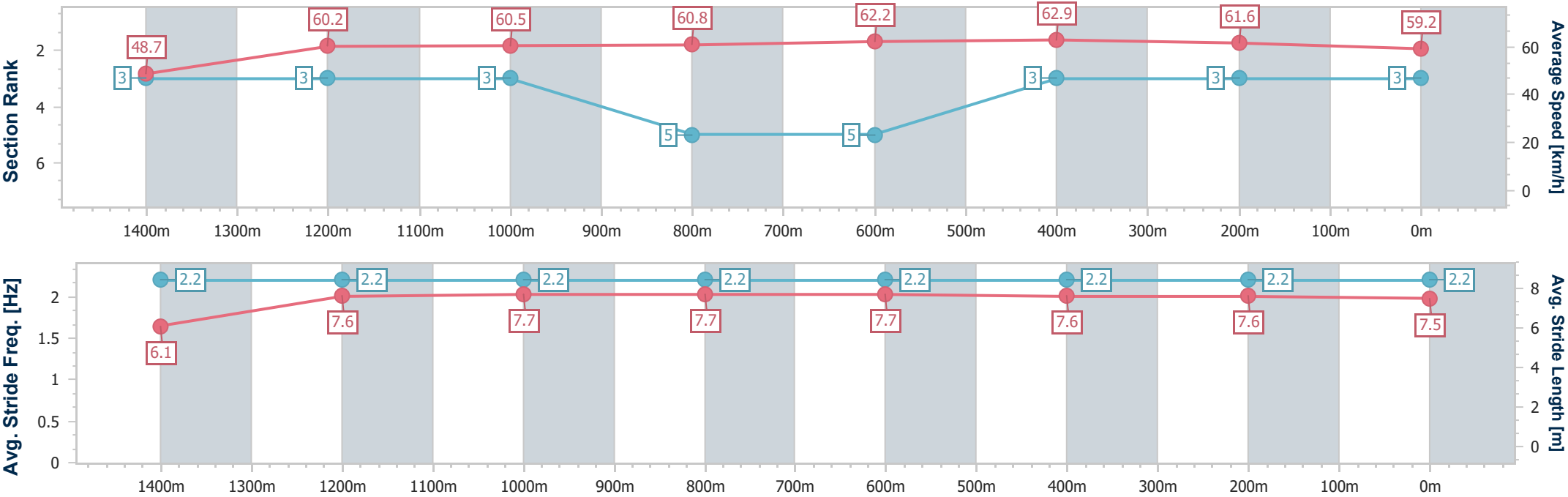
Horse/Jockey Name	Cash Artist
Final Rank	3
Fastest Section Time (Section)	0:11.61 (800m)
Top Speed [km/h] (Section)	63.1 (600m)
Race State	Finished



MackayProfessional
Race 3: LADBROKES BIG BETS BENCHMARK 55 Handicap - 1560m
15 October 2025 - 14:19
Track Rating: Good 4, Weather: Fine, Rail Position: True



Section	Overall	1400m	1200m	1000m	800m	600m	400m	200m					
Section Times	1:35.28 [3] (0:11.86)	1:23.42 [3] (0:12.16)	1:11.26 [3] (0:11.98)	0:59.28 [3] (0:11.89)	0:47.39 [5] (0:11.61)	0:35.78 [5] (0:11.62)	0:24.16 [3] (0:11.73)	0:12.43 [3] (0:12.43)					
Average Speed [km/h]	48.7	60.2	60.5	60.8	62.2	62.9	61.6	59.2					
Top Speed [km/h]	59.7	61.1	61.4	62.4	62.7	63.1	62.3	61.1					
Avg. Dist. to Rail [m]	5.0	3.3	2.5	2.3	1.8	1.6	3.8	5.1					
Avg. Stride Freq. [Hz]	2.2	2.2	2.2	2.2	2.2	2.2	2.2	2.2					
Avg. Stride Length [m]	6.1	7.6	7.7	7.7	7.7	7.6	7.6	7.5					





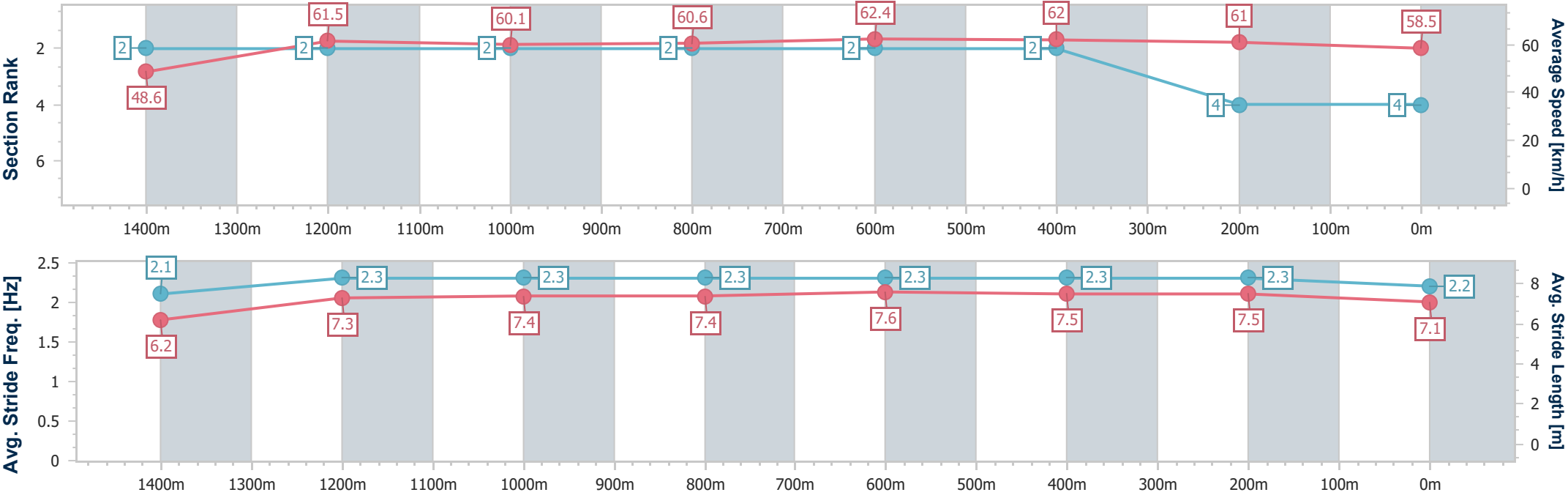
Horse/Jockey Name	Shoalwater Bay
Final Rank	4
Fastest Section Time (Section)	0:11.63 (800m)
Top Speed [km/h] (Section)	63.5 (1400m)
Race State	Finished



MackayProfessional
Race 3: LADBROKES BIG BETS BENCHMARK 55 Handicap -
1560m
15 October 2025 - 14:19
Track Rating: Good 4, Weather: Fine, Rail Position: True



Section	Overall	1400m	1200m	1000m	800m	600m	400m	200m					
Section Times	1:35.44 [4] (0:11.84)	1:23.60 [2] (0:11.91)	1:11.69 [2] (0:12.02)	0:59.67 [2] (0:11.94)	0:47.73 [2] (0:11.63)	0:36.10 [2] (0:11.70)	0:24.40 [2] (0:11.82)	0:12.58 [4] (0:12.58)					
Average Speed [km/h]	48.6	61.5	60.1	60.6	62.4	62.0	61.0	58.5					
Top Speed [km/h]	62.5	63.5	60.8	61.9	63.1	62.3	61.7	60.0					
Avg. Dist. to Rail [m]	3.9	2.7	2.4	2.4	1.9	1.1	2.8	3.6					
Avg. Stride Freq. [Hz]	2.1	2.3	2.3	2.3	2.3	2.3	2.3	2.2					
Avg. Stride Length [m]	6.2	7.3	7.4	7.4	7.6	7.5	7.5	7.1					





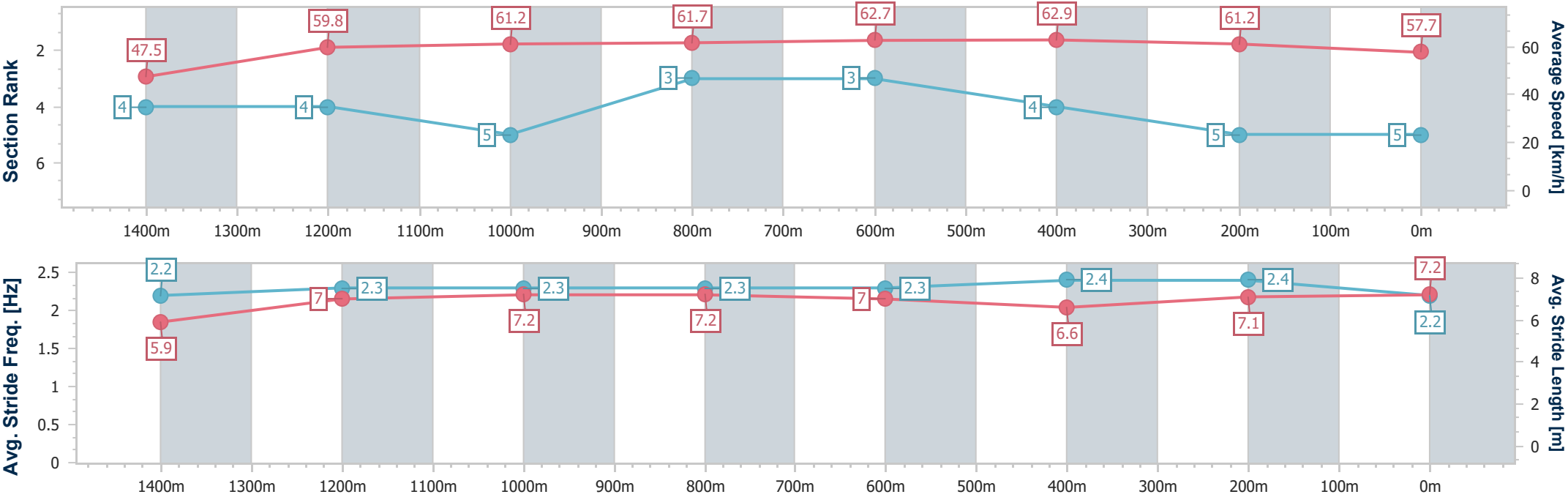
Horse/Jockey Name	Mr Caleb
Final Rank	5
Fastest Section Time (Section)	0:11.52 (800m)
Top Speed [km/h] (Section)	63.4 (600m)
Race State	Finished



MackayProfessional
Race 3: LADBROKES BIG BETS BENCHMARK 55 Handicap - 1560m
15 October 2025 - 14:19
Track Rating: Good 4, Weather: Fine, Rail Position: True



Section	Overall	1400m	1200m	1000m	800m	600m	400m	200m					
Section Times	1:35.73 [5] (0:12.11)	1:23.62 [4] (0:12.20)	1:11.42 [4] (0:11.80)	0:59.62 [5] (0:11.73)	0:47.89 [3] (0:11.52)	0:36.37 [3] (0:11.77)	0:24.60 [4] (0:11.84)	0:12.76 [5] (0:12.76)					
Average Speed [km/h]	47.5	59.8	61.2	61.7	62.7	62.9	61.2	57.7					
Top Speed [km/h]	58.9	61.1	62.2	62.7	63.3	63.4	62.1	59.7					
Avg. Dist. to Rail [m]	6.3	2.7	1.4	1.9	2.0	3.3	5.9	6.9					
Avg. Stride Freq. [Hz]	2.2	2.3	2.3	2.3	2.3	2.4	2.4	2.2					
Avg. Stride Length [m]	5.9	7.0	7.2	7.2	7.0	6.6	7.1	7.2					





MackayProfessional

Race 4: LADBROKES ODDS SURGE OPEN Handicap - 1100m

15 October 2025 - 14:55



MACKAY TURF CLUB
Ooralea Racecourse

Track Rating: Good 4, Weather: Fine, Rail Position: True

Section Field Times						Overall 1:03.56 (0:07.69)	1000m 0:55.87 (0:11.22)	800m 0:44.65 (0:11.06)	600m 0:33.59 (0:11.23)	400m 0:22.36 (0:10.92)	200m 0:11.44 (0:11.44)	Last 600m 0:33.59		
Rank	TAB	Horse/Jockey	Barrier	Top Speed [km/h]	Fastest Section							Margin	Distance Travelled [m]	
1	1	MASTER MONTARO	4	66.6	0:07.69	1:03.56 [1]	0:55.87 [1]	0:44.65 [1]	0:33.59 [1]	0:22.36 [1]	0:11.44 [1]	1:03.56	0:33.59	
		Aidan Holt		800m	Overall	(0:07.69)	(0:11.22)	(0:11.06)	(0:11.23)	(0:10.92)	(0:11.44)			
2	7	FLYING SHAMUS	2	65.9	0:07.87	1:03.88 [2]	0:56.01 [3]	0:44.74 [3]	0:33.67 [3]	0:22.54 [2]	0:11.53 [2]	1.85L	0:33.67	+0
		Nikki Olzard		400m	Overall	(0:07.87)	(0:11.27)	(0:11.07)	(0:11.13)	(0:11.01)	(0:11.53)			
3	2	OUTBACK ACTION	1	66.3	0:08.20	1:03.91 [3]	0:55.71 [5]	0:44.61 [5]	0:33.62 [4]	0:22.52 [4]	0:11.42 [5]	2.05L	0:33.62	+0
		Georgina Cartwright		1000m	Overall	(0:08.20)	(0:11.10)	(0:10.99)	(0:11.10)	(0:11.10)	(0:11.42)			
4	5	CAPTAIN FOX	5	68.0	0:08.05	1:03.97 [4]	0:55.92 [4]	0:44.74 [4]	0:33.66 [5]	0:22.39 [5]	0:11.50 [4]	2.41L	0:33.66	+7
		Adam Sewell		400m	Overall	(0:08.05)	(0:11.18)	(0:11.08)	(0:11.27)	(0:10.89)	(0:11.50)			
5	6	DOUBTING EYE	3	67.5	0:08.23	1:04.05 [5]	0:55.82 [6]	0:44.58 [6]	0:33.57 [6]	0:22.40 [6]	0:11.42 [6]	2.85L	0:33.57	+5
		Raul Silvera Olivera		400m	Overall	(0:08.23)	(0:11.24)	(0:11.01)	(0:11.17)	(0:10.98)	(0:11.42)			
6	4	SOOPAT	6	66.1	0:07.75	1:04.08 [6]	0:56.33 [2]	0:45.07 [2]	0:34.02 [2]	0:22.71 [3]	0:11.64 [3]	3.03L	0:34.02	+3
		Tom Orr		800m	Overall	(0:07.75)	(0:11.26)	(0:11.05)	(0:11.31)	(0:11.07)	(0:11.64)			
7	3	JOURNALISM	7	66.4	0:08.38	1:04.87 [7]	0:56.49 [7]	0:45.14 [7]	0:34.00 [7]	0:22.83 [7]	0:11.83 [7]	7.69L	0:34.00	+3
		Jackson Murphy		400m	Overall	(0:08.38)	(0:11.35)	(0:11.14)	(0:11.17)	(0:11.00)	(0:11.83)			



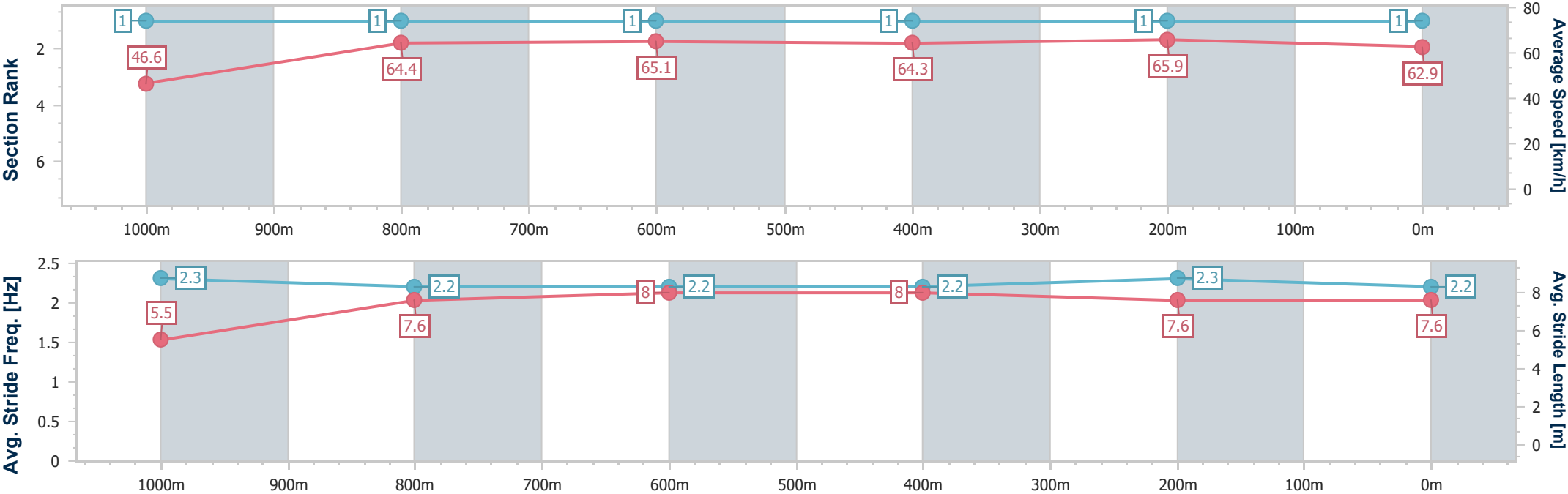
Horse/Jockey Name	Master Montaro
Final Rank	1
Fastest Section Time (Section)	0:07.69 (Overall)
Top Speed [km/h] (Section)	66.6 (800m)
Race State	Finished



MackayProfessional
Race 4: LADBROKES ODDS SURGE OPEN Handicap - 1100m
15 October 2025 - 14:55
Track Rating: Good 4, Weather: Fine, Rail Position: True



Section	Overall	1000m	800m	600m	400m	200m							
Section Times	1:03.56 [1] (0:07.69)	0:55.87 [1] (0:11.22)	0:44.65 [1] (0:11.06)	0:33.59 [1] (0:11.23)	0:22.36 [1] (0:10.92)	0:11.44 [1] (0:11.44)							
Average Speed [km/h]	46.6	64.4	65.1	64.3	65.9	62.9							
Top Speed [km/h]	63.8	65.1	66.6	65.7	66.1	65.7							
Avg. Dist. to Rail [m]	4.5	0.4	0.8	0.9	0.9	0.5							
Avg. Stride Freq. [Hz]	2.3	2.2	2.2	2.2	2.3	2.2							
Avg. Stride Length [m]	5.5	7.6	8.0	8.0	7.6	7.6							





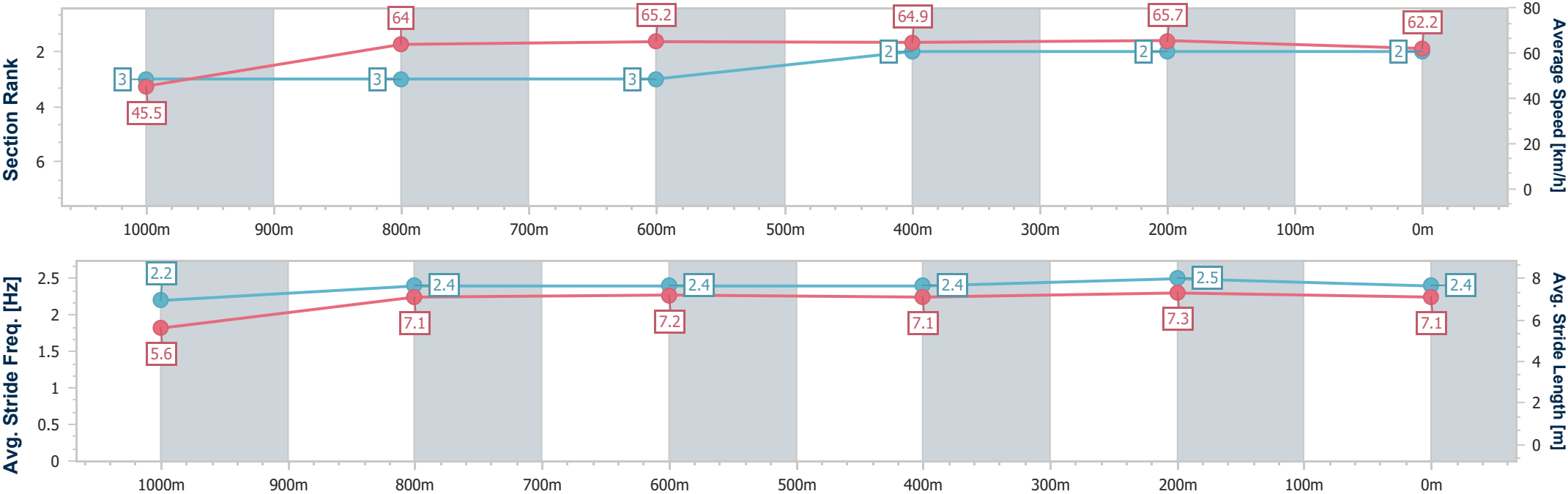
Horse/Jockey Name	Flying Shamus
Final Rank	2
Fastest Section Time (Section)	0:07.87 (Overall)
Top Speed [km/h] (Section)	65.9 (400m)
Race State	Finished



MackayProfessional
Race 4: LADBROKES ODDS SURGE OPEN Handicap - 1100m
15 October 2025 - 14:55
Track Rating: Good 4, Weather: Fine, Rail Position: True



Section	Overall	1000m	800m	600m	400m	200m								
Section Times	1:03.88 [2] (0:07.87)	0:56.01 [3] (0:11.27)	0:44.74 [3] (0:11.07)	0:33.67 [3] (0:11.13)	0:22.54 [2] (0:11.01)	0:11.53 [2] (0:11.53)								
Average Speed [km/h]	45.5	64.0	65.2	64.9	65.7	62.2								
Top Speed [km/h]	61.7	65.7	65.8	65.7	65.9	65.1								
Avg. Dist. to Rail [m]	3.2	1.1	0.7	0.4	1.6	1.8								
Avg. Stride Freq. [Hz]	2.2	2.4	2.4	2.4	2.5	2.4								
Avg. Stride Length [m]	5.6	7.1	7.2	7.1	7.3	7.1								





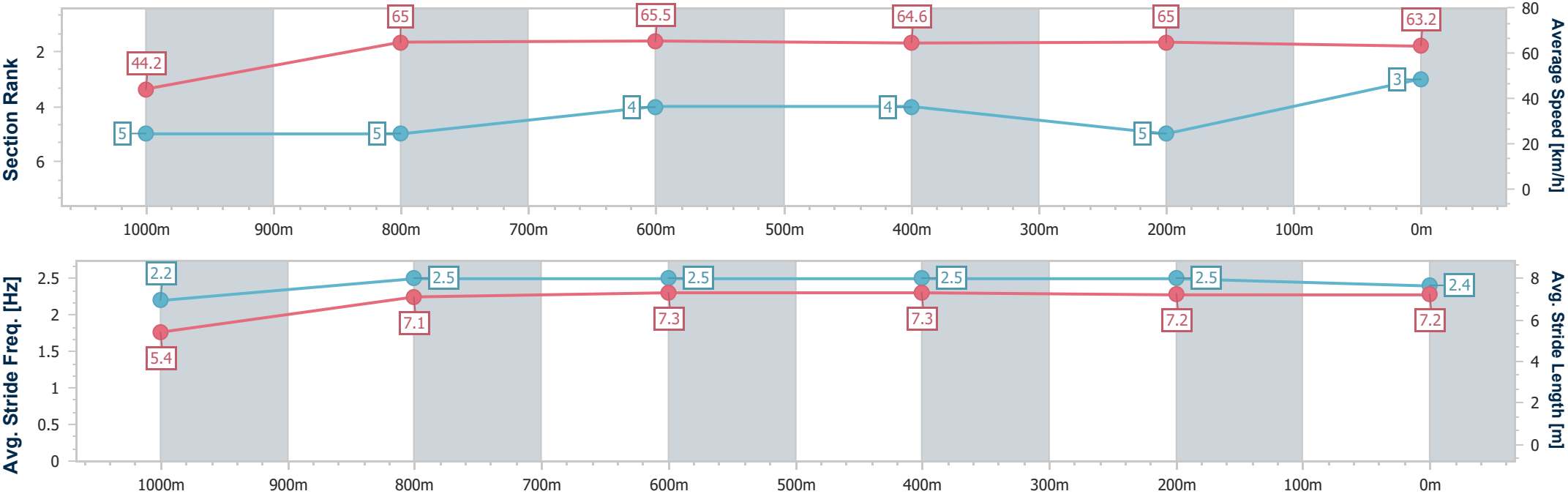
Horse/Jockey Name	Outback Action
Final Rank	3
Fastest Section Time (Section)	0:08.20 (Overall)
Top Speed [km/h] (Section)	66.3 (1000m)
Race State	Finished



MackayProfessional
Race 4: LADBROKES ODDS SURGE OPEN Handicap - 1100m
15 October 2025 - 14:55
Track Rating: Good 4, Weather: Fine, Rail Position: True



Section	Overall	1000m	800m	600m	400m	200m							
Section Times	1:03.91 [3] (0:08.20)	0:55.71 [5] (0:11.10)	0:44.61 [5] (0:10.99)	0:33.62 [4] (0:11.10)	0:22.52 [4] (0:11.10)	0:11.42 [5] (0:11.42)							
Average Speed [km/h]	44.2	65.0	65.5	64.6	65.0	63.2							
Top Speed [km/h]	62.3	66.3	66.0	65.4	65.9	66.2							
Avg. Dist. to Rail [m]	2.3	0.7	0.5	0.3	2.4	5.0							
Avg. Stride Freq. [Hz]	2.2	2.5	2.5	2.5	2.5	2.4							
Avg. Stride Length [m]	5.4	7.1	7.3	7.3	7.2	7.2							





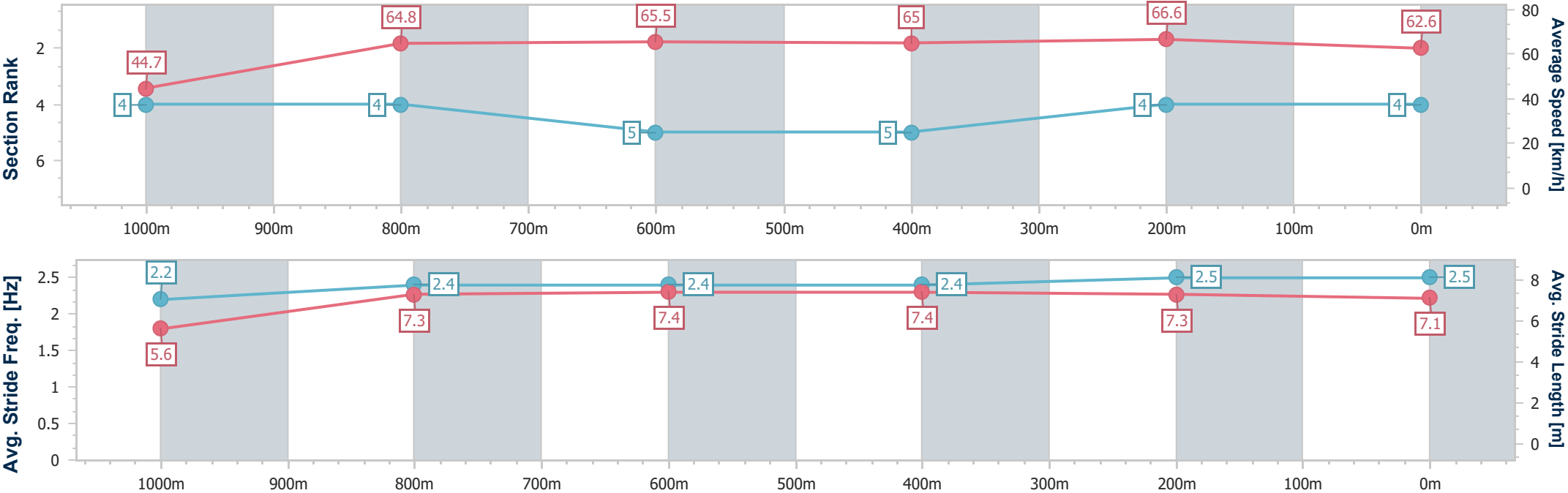
Horse/Jockey Name	Captain Fox
Final Rank	4
Fastest Section Time (Section)	0:08.05 (Overall)
Top Speed [km/h] (Section)	68.0 (400m)
Race State	Finished



MackayProfessional
Race 4: LADBROKES ODDS SURGE OPEN Handicap - 1100m
15 October 2025 - 14:55
Track Rating: Good 4, Weather: Fine, Rail Position: True



Section	Overall	1000m	800m	600m	400m	200m								
Section Times	1:03.97 [4] (0:08.05)	0:55.92 [4] (0:11.18)	0:44.74 [4] (0:11.08)	0:33.66 [5] (0:11.27)	0:22.39 [5] (0:10.89)	0:11.50 [4] (0:11.50)								
Average Speed [km/h]	44.7	64.8	65.5	65.0	66.6	62.6								
Top Speed [km/h]	64.2	65.6	66.5	66.6	68.0	65.4								
Avg. Dist. to Rail [m]	5.7	2.2	2.3	2.3	3.7	5.4								
Avg. Stride Freq. [Hz]	2.2	2.4	2.4	2.4	2.5	2.5								
Avg. Stride Length [m]	5.6	7.3	7.4	7.4	7.3	7.1								





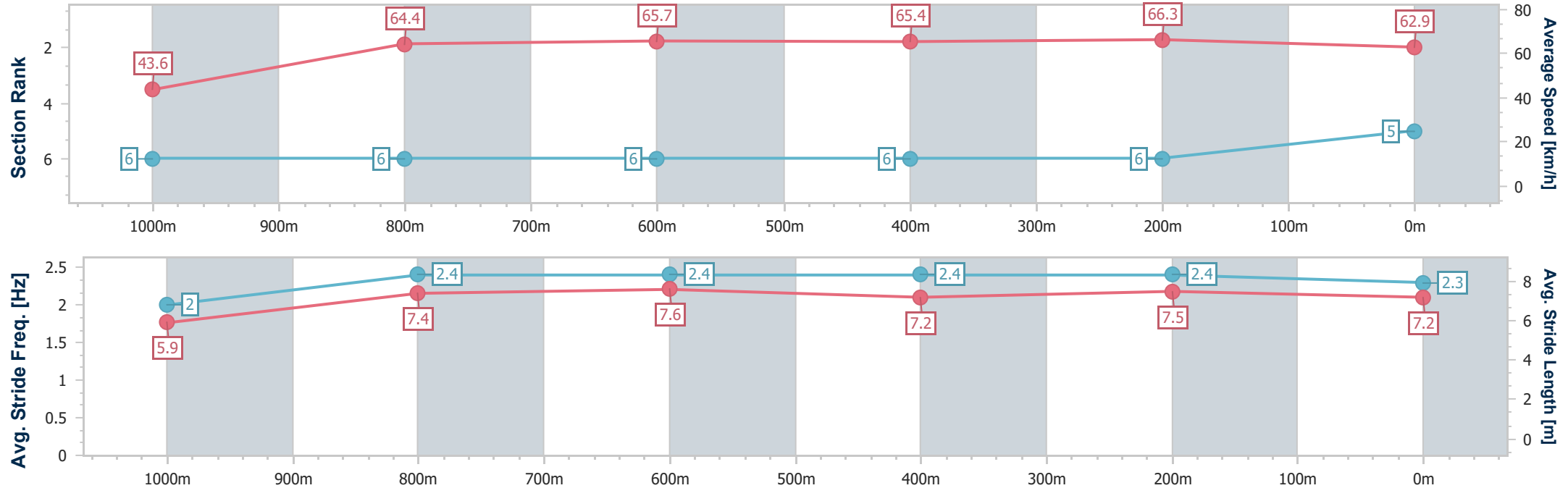
Horse/Jockey Name	Doubting Eye
Final Rank	5
Fastest Section Time (Section)	0:08.23 (Overall)
Top Speed [km/h] (Section)	67.5 (400m)
Race State	Finished



MackayProfessional
Race 4: LADBROKES ODDS SURGE OPEN Handicap - 1100m
15 October 2025 - 14:55
Track Rating: Good 4, Weather: Fine, Rail Position: True



Section	Overall	1000m	800m	600m	400m	200m							
Section Times	1:04.05 [5] (0:08.23)	0:55.82 [6] (0:11.24)	0:44.58 [6] (0:11.01)	0:33.57 [6] (0:11.17)	0:22.40 [6] (0:10.98)	0:11.42 [6] (0:11.42)							
Average Speed [km/h]	43.6	64.4	65.7	65.4	66.3	62.9							
Top Speed [km/h]	61.4	64.9	66.2	66.2	67.5	65.9							
Avg. Dist. to Rail [m]	4.6	1.8	0.8	2.3	4.8	7.5							
Avg. Stride Freq. [Hz]	2.0	2.4	2.4	2.4	2.4	2.3							
Avg. Stride Length [m]	5.9	7.4	7.6	7.2	7.5	7.2							





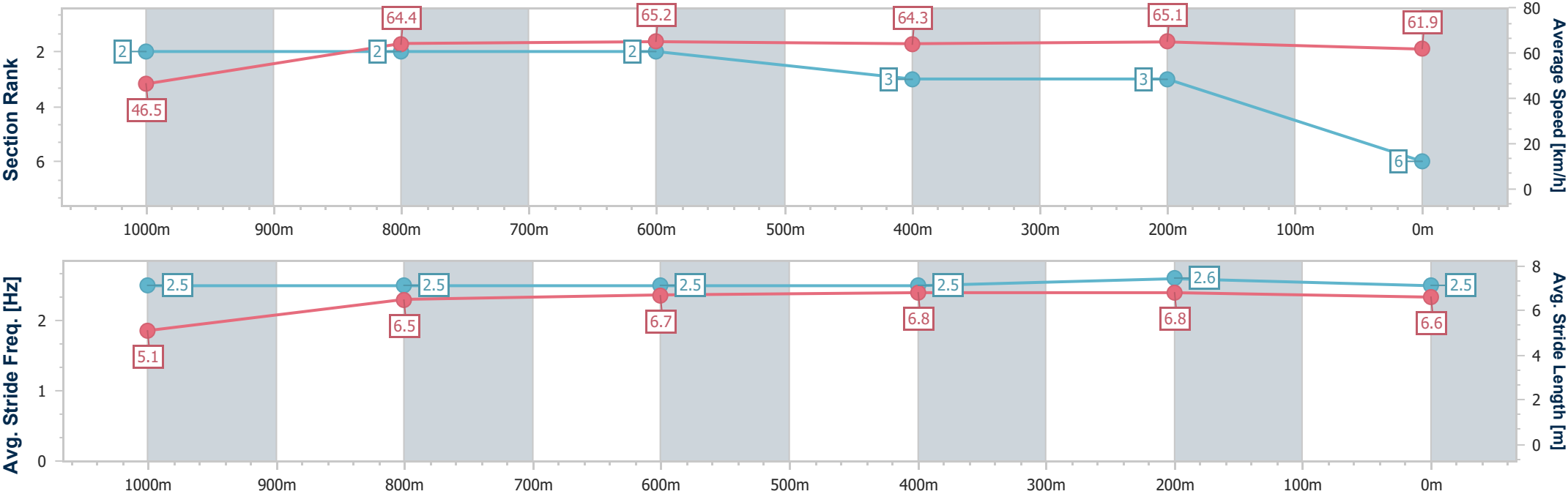
Horse/Jockey Name	Soopat
Final Rank	6
Fastest Section Time (Section)	0:07.75 (Overall)
Top Speed [km/h] (Section)	66.1 (800m)
Race State	Finished



MackayProfessional
Race 4: LADBROKES ODDS SURGE OPEN Handicap - 1100m
15 October 2025 - 14:55
Track Rating: Good 4, Weather: Fine, Rail Position: True



Section	Overall	1000m	800m	600m	400m	200m							
Section Times	1:04.08 [6] (0:07.75)	0:56.33 [2] (0:11.26)	0:45.07 [2] (0:11.05)	0:34.02 [2] (0:11.31)	0:22.71 [3] (0:11.07)	0:11.64 [3] (0:11.64)							
Average Speed [km/h]	46.5	64.4	65.2	64.3	65.1	61.9							
Top Speed [km/h]	60.8	65.6	66.1	65.1	65.9	64.9							
Avg. Dist. to Rail [m]	6.6	1.2	1.0	1.6	2.3	3.9							
Avg. Stride Freq. [Hz]	2.5	2.5	2.5	2.5	2.6	2.5							
Avg. Stride Length [m]	5.1	6.5	6.7	6.8	6.8	6.6							





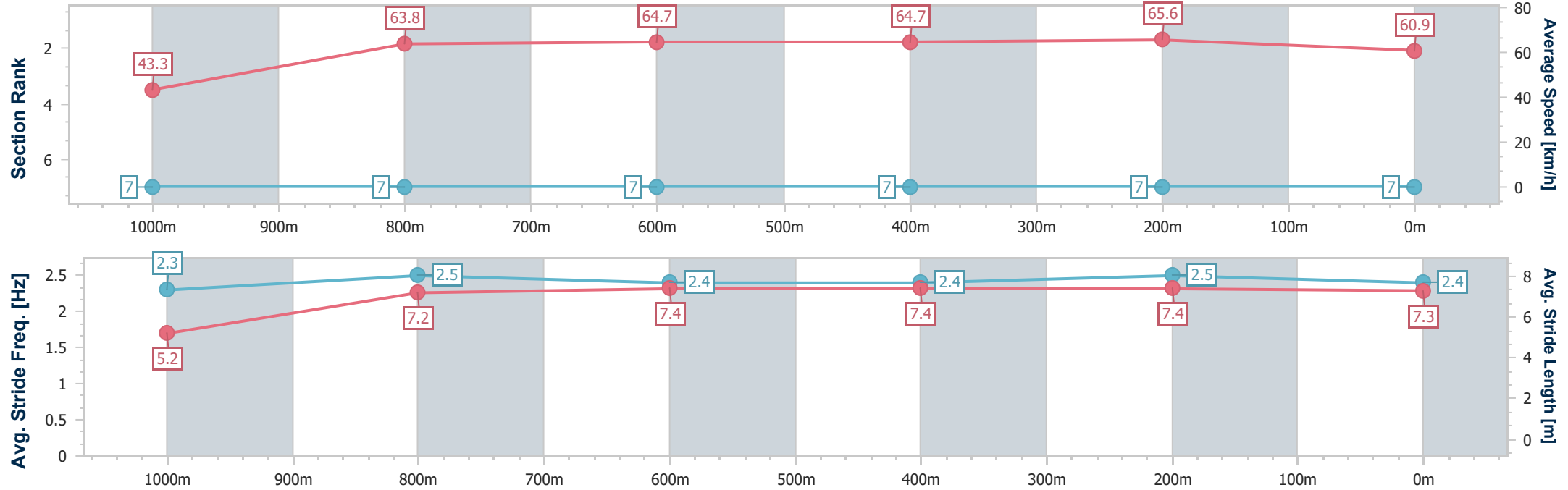
Horse/Jockey Name	Journalism
Final Rank	7
Fastest Section Time (Section)	0:08.38 (Overall)
Top Speed [km/h] (Section)	66.4 (400m)
Race State	Finished



MackayProfessional
Race 4: LADBROKES ODDS SURGE OPEN Handicap - 1100m
15 October 2025 - 14:55
Track Rating: Good 4, Weather: Fine, Rail Position: True



Section	Overall	1000m	800m	600m	400m	200m							
Section Times	1:04.87 [7] (0:08.38)	0:56.49 [7] (0:11.35)	0:45.14 [7] (0:11.14)	0:34.00 [7] (0:11.17)	0:22.83 [7] (0:11.00)	0:11.83 [7] (0:11.83)							
Average Speed [km/h]	43.3	63.8	64.7	64.7	65.6	60.9							
Top Speed [km/h]	59.1	65.3	65.9	65.7	66.4	66.4							
Avg. Dist. to Rail [m]	8.0	1.9	1.1	0.8	2.4	3.6							
Avg. Stride Freq. [Hz]	2.3	2.5	2.4	2.4	2.5	2.4							
Avg. Stride Length [m]	5.2	7.2	7.4	7.4	7.4	7.3							





MackayProfessional
Race 5: TOTAL FIRE SOLUTIONS QTIS Three-Year-Old Maiden Handicap
- 1200m
15 October 2025 - 15:33



Track Rating: Good 4, Weather: Fine, Rail Position: True

Section						Overall	1000m	800m	600m	400m	200m	Last 600m		
Field Times						1:11.30 (0:13.26)	0:58.04 (0:11.06)	0:46.98 (0:11.54)	0:35.44 (0:11.65)	0:23.79 (0:11.48)	0:12.31 (0:12.31)	0:35.44		
Rank	TAB	Horse/Jockey	Barrier	Top Speed [km/h]	Fastest Section							Margin		Distance Travelled [m]
1	1	DRAGON TALES	6	68.6	0:11.06	1:11.30 [1]	0:58.04 [1]	0:46.98 [1]	0:35.44 [1]	0:23.79 [1]	0:12.31 [1]	1:11.30	0:35.44	
		Aidan Holt		Overall	1000m	(0:13.26)	(0:11.06)	(0:11.54)	(0:11.65)	(0:11.48)	(0:12.31)			
2	4	TIME POWER	5	66.0	0:11.16	1:11.47 [2]	0:57.77 [3]	0:46.61 [3]	0:35.19 [3]	0:23.51 [2]	0:11.98 [2]	1.01L	0:35.19	-3
		Ivo Fry		1000m	1000m	(0:13.70)	(0:11.16)	(0:11.42)	(0:11.68)	(0:11.53)	(0:11.98)			
3	8	THE KOBAY TRAIN	7	66.0	0:11.10	1:11.69 [3]	0:57.78 [4]	0:46.68 [4]	0:35.31 [4]	0:23.66 [4]	0:12.14 [3]	2.28L	0:35.31	+5
		Sean Cormack		1000m	1000m	(0:13.91)	(0:11.10)	(0:11.37)	(0:11.65)	(0:11.52)	(0:12.14)			
4	9	PICNIC BLANKET	1	66.7	0:11.06	1:11.95 [4]	0:58.32 [2]	0:47.26 [2]	0:35.72 [2]	0:23.95 [3]	0:12.29 [4]	3.84L	0:35.72	+1
		Jackson Murphy		1000m	1000m	(0:13.63)	(0:11.06)	(0:11.54)	(0:11.77)	(0:11.66)	(0:12.29)			
5	5	FILLYDELPHIA MISS	8	66.3	0:11.33	1:12.43 [5]	0:58.43 [6]	0:46.98 [6]	0:35.65 [6]	0:24.08 [6]	0:12.32 [6]	6.65L	0:35.65	+1
		Adam Sewell		Overall	800m	(0:14.00)	(0:11.45)	(0:11.33)	(0:11.57)	(0:11.76)	(0:12.32)			
6	7	VAN DER WOODSEN	3	66.3	0:11.10	1:12.55 [6]	0:58.61 [5]	0:47.51 [5]	0:36.14 [5]	0:24.49 [5]	0:12.62 [5]	7.37L	0:36.14	+2
		Jason Taylor		1000m	1000m	(0:13.94)	(0:11.10)	(0:11.37)	(0:11.65)	(0:11.87)	(0:12.62)			
7	6	RUBY DOREEN	4	63.3	0:11.56	1:14.88 [7]	1:00.27 [7]	0:48.67 [7]	0:37.11 [7]	0:25.18 [7]	0:12.89 [7]	21.05L	0:37.11	+3
		Raul Silvera Olivera		800m	800m	(0:14.61)	(0:11.60)	(0:11.56)	(0:11.93)	(0:12.29)	(0:12.89)			
8	2	PROMPTLY	2	60.1	0:12.19	1:24.29 [8]	1:09.17 [8]	0:56.98 [8]	0:44.58 [8]	0:31.09 [8]	0:16.14 [8]	76.39L	0:44.58	+0
		Georgina Cartwright		1000m	1000m	(0:15.12)	(0:12.19)	(0:12.40)	(0:13.49)	(0:14.95)	(0:16.14)			

Scratched: Watchfulwilderness (#3)



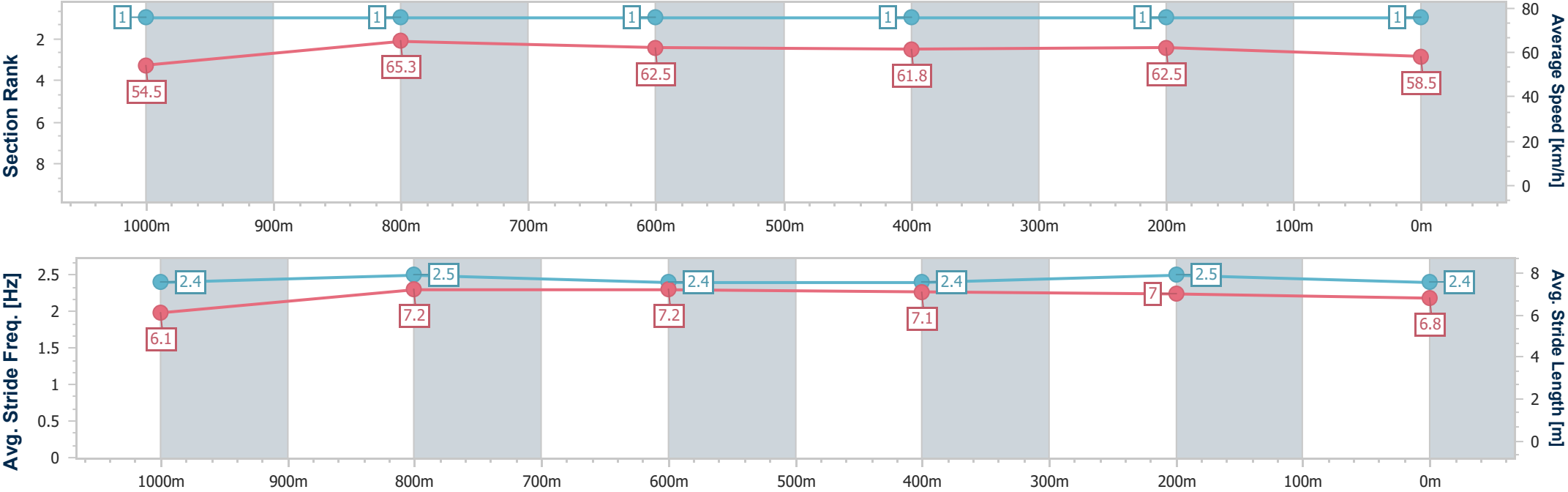
Horse/Jockey Name	Dragon Tales
Final Rank	1
Fastest Section Time (Section)	0:11.06 (1000m)
Top Speed [km/h] (Section)	68.6 (Overall)
Race State	Finished



MackayProfessional
Race 5: TOTAL FIRE SOLUTIONS QTIS Three-Year-Old Maiden
Handicap - 1200m
15 October 2025 - 15:33
Track Rating: Good 4, Weather: Fine, Rail Position: True



Section	Overall	1000m	800m	600m	400m	200m							
Section Times	1:11.30 [1] (0:13.26)	0:58.04 [1] (0:11.06)	0:46.98 [1] (0:11.54)	0:35.44 [1] (0:11.65)	0:23.79 [1] (0:11.48)	0:12.31 [1] (0:12.31)							
Average Speed [km/h]	54.5	65.3	62.5	61.8	62.5	58.5							
Top Speed [km/h]	68.6	67.5	63.6	63.3	63.2	61.7							
Avg. Dist. to Rail [m]	4.4	1.2	0.9	0.3	0.9	1.1							
Avg. Stride Freq. [Hz]	2.4	2.5	2.4	2.4	2.5	2.4							
Avg. Stride Length [m]	6.1	7.2	7.2	7.1	7.0	6.8							





Horse/Jockey Name	Time Power
Final Rank	2
Fastest Section Time (Section)	0:11.16 (1000m)
Top Speed [km/h] (Section)	66.0 (1000m)
Race State	Finished

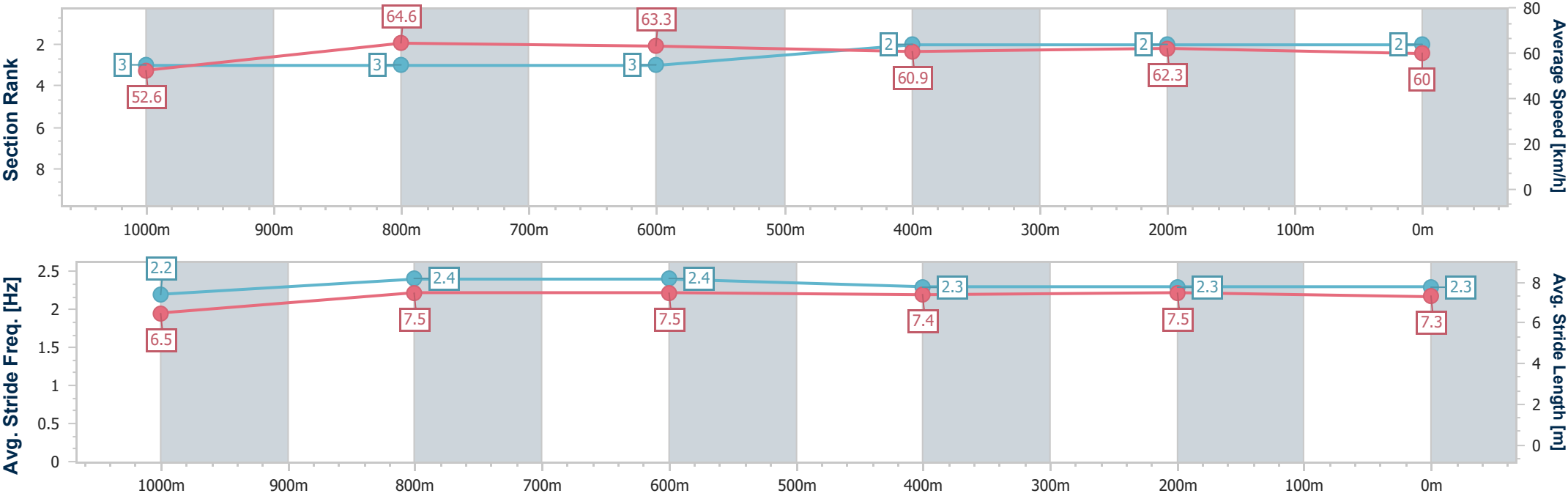


MackayProfessional
Race 5: TOTAL FIRE SOLUTIONS QTIS Three-Year-Old Maiden
Handicap - 1200m
15 October 2025 - 15:33



Track Rating: Good 4, Weather: Fine, Rail Position: True

Section	Overall	1000m	800m	600m	400m	200m							
Section Times	1:11.47 [2] (0:13.70)	0:57.77 [3] (0:11.16)	0:46.61 [3] (0:11.42)	0:35.19 [3] (0:11.68)	0:23.51 [2] (0:11.53)	0:11.98 [2] (0:11.98)							
Average Speed [km/h]	52.6	64.6	63.3	60.9	62.3	60.0							
Top Speed [km/h]	65.8	66.0	65.6	61.7	63.2	62.9							
Avg. Dist. to Rail [m]	3.5	0.8	0.9	1.4	1.6	1.4							
Avg. Stride Freq. [Hz]	2.2	2.4	2.4	2.3	2.3	2.3							
Avg. Stride Length [m]	6.5	7.5	7.5	7.4	7.5	7.3							





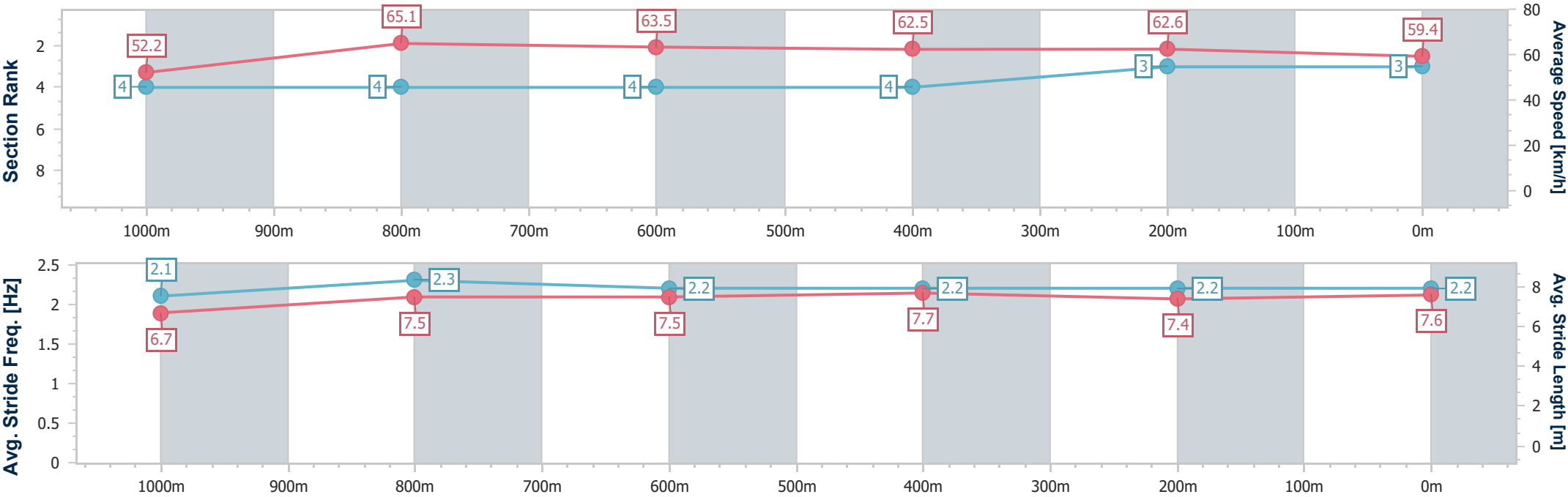
Horse/Jockey Name	The Kobay Train
Final Rank	3
Fastest Section Time (Section)	0:11.10 (1000m)
Top Speed [km/h] (Section)	66.0 (1000m)
Race State	Finished



MackayProfessional
Race 5: TOTAL FIRE SOLUTIONS QTIS Three-Year-Old Maiden
Handicap - 1200m
15 October 2025 - 15:33
Track Rating: Good 4, Weather: Fine, Rail Position: True



Section	Overall	1000m	800m	600m	400m	200m							
Section Times	1:11.69 [3] (0:13.91)	0:57.78 [4] (0:11.10)	0:46.68 [4] (0:11.37)	0:35.31 [4] (0:11.65)	0:23.66 [4] (0:11.52)	0:12.14 [3] (0:12.14)							
Average Speed [km/h]	52.2	65.1	63.5	62.5	62.6	59.4							
Top Speed [km/h]	65.8	66.0	65.1	62.7	63.6	62.3							
Avg. Dist. to Rail [m]	5.5	2.1	1.3	0.9	3.4	4.1							
Avg. Stride Freq. [Hz]	2.1	2.3	2.2	2.2	2.2	2.2							
Avg. Stride Length [m]	6.7	7.5	7.5	7.7	7.4	7.6							





Horse/Jockey Name	Picnic Blanket
Final Rank	4
Fastest Section Time (Section)	0:11.06 (1000m)
Top Speed [km/h] (Section)	66.7 (1000m)
Race State	Finished

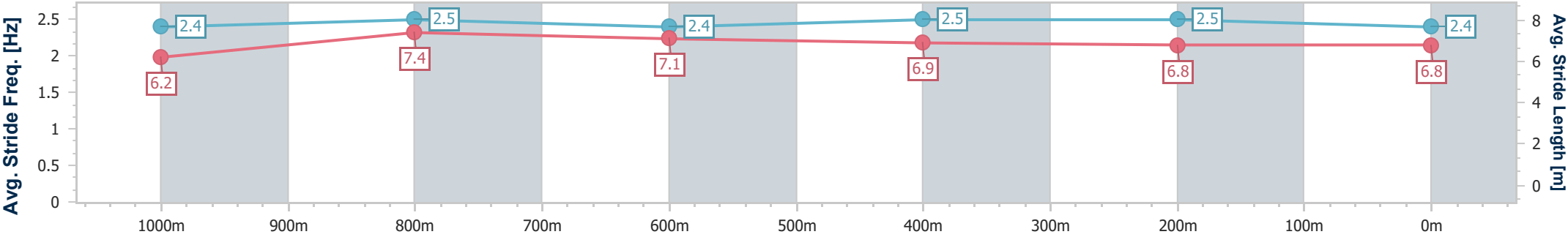
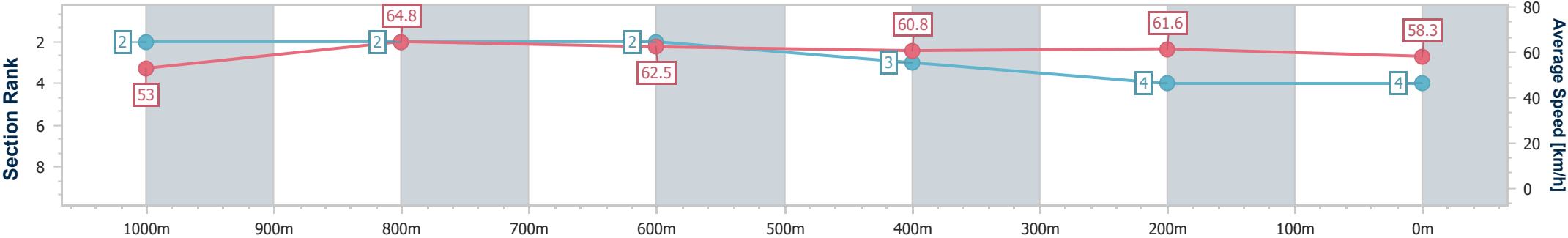


MackayProfessional
Race 5: TOTAL FIRE SOLUTIONS QTIS Three-Year-Old Maiden
Handicap - 1200m
15 October 2025 - 15:33



Track Rating: Good 4, Weather: Fine, Rail Position: True

Section	Overall	1000m	800m	600m	400m	200m							
Section Times	1:11.95 [4] (0:13.63)	0:58.32 [2] (0:11.06)	0:47.26 [2] (0:11.54)	0:35.72 [2] (0:11.77)	0:23.95 [3] (0:11.66)	0:12.29 [4] (0:12.29)							
Average Speed [km/h]	53.0	64.8	62.5	60.8	61.6	58.3							
Top Speed [km/h]	66.7	66.7	65.2	61.6	63.0	61.6							
Avg. Dist. to Rail [m]	1.4	0.5	0.4	0.8	1.3	1.3							
Avg. Stride Freq. [Hz]	2.4	2.5	2.4	2.5	2.5	2.4							
Avg. Stride Length [m]	6.2	7.4	7.1	6.9	6.8	6.8							





Horse/Jockey Name	Fillydelphia Miss
Final Rank	5
Fastest Section Time (Section)	0:11.33 (800m)
Top Speed [km/h] (Section)	66.3 (Overall)
Race State	Finished

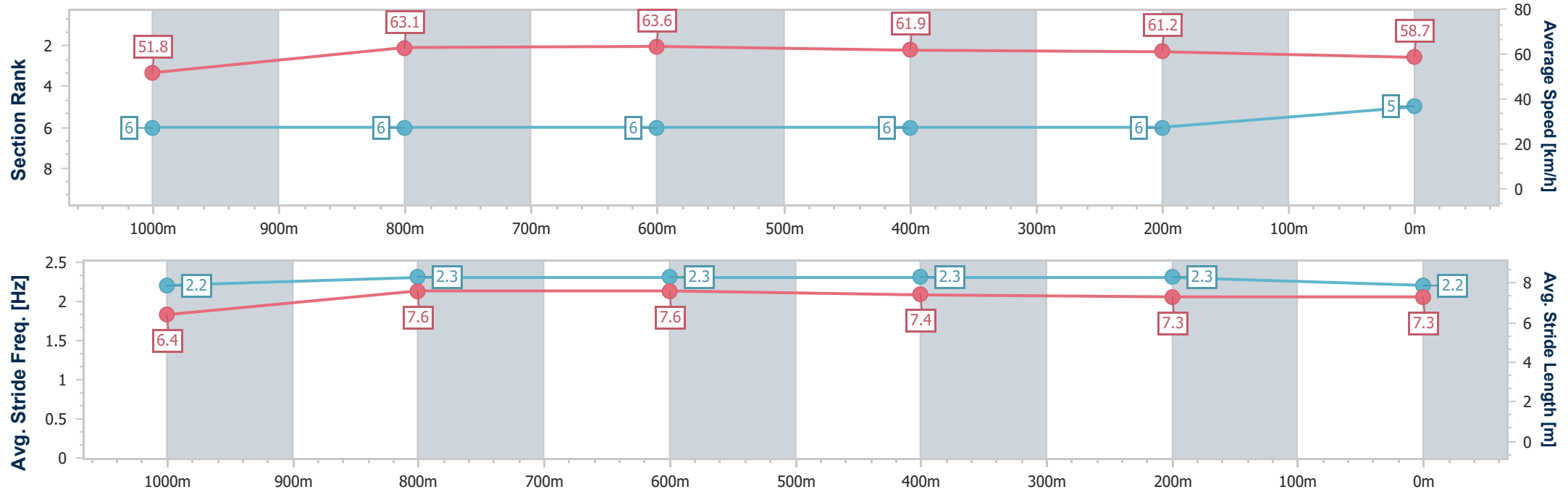


MackayProfessional
Race 5: TOTAL FIRE SOLUTIONS QTIS Three-Year-Old Maiden
Handicap - 1200m
15 October 2025 - 15:33



Track Rating: Good 4, Weather: Fine, Rail Position: True

Section	Overall	1000m	800m	600m	400m	200m							
Section Times	1:12.43 [5] (0:14.00)	0:58.43 [6] (0:11.45)	0:46.98 [6] (0:11.33)	0:35.65 [6] (0:11.57)	0:24.08 [6] (0:11.76)	0:12.32 [6] (0:12.32)							
Average Speed [km/h]	51.8	63.1	63.6	61.9	61.2	58.7							
Top Speed [km/h]	66.3	65.2	64.7	62.2	62.6	61.4							
Avg. Dist. to Rail [m]	6.2	1.8	0.8	0.7	1.6	2.5							
Avg. Stride Freq. [Hz]	2.2	2.3	2.3	2.3	2.3	2.2							
Avg. Stride Length [m]	6.4	7.6	7.6	7.4	7.3	7.3							





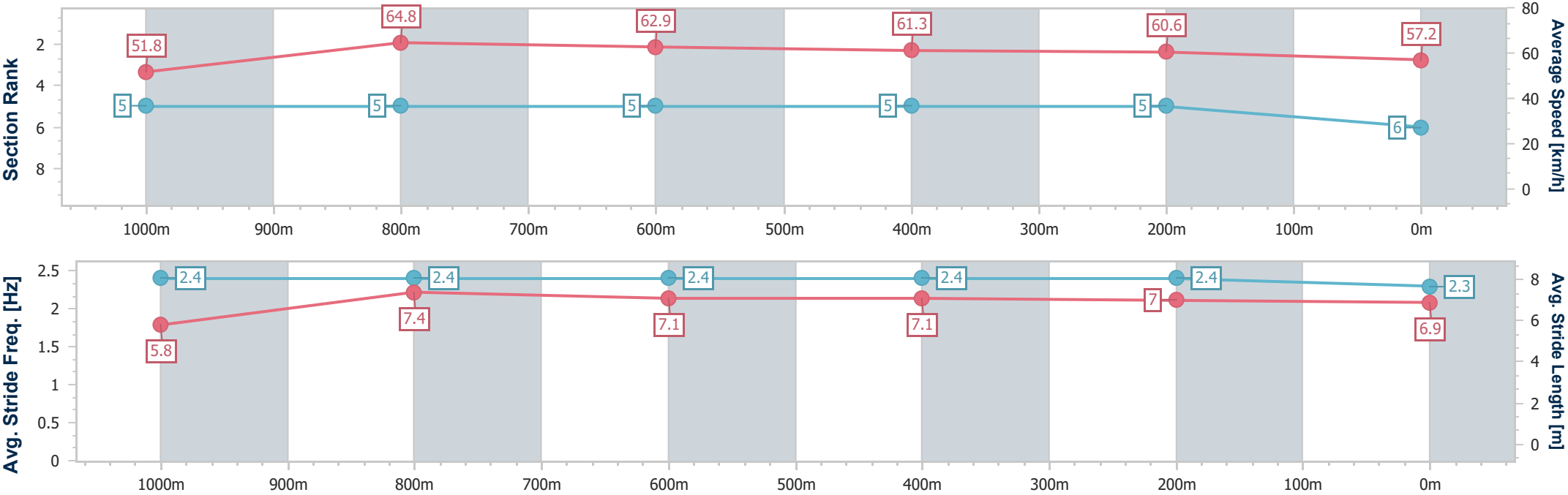
Horse/Jockey Name	Van Der Woodsen
Final Rank	6
Fastest Section Time (Section)	0:11.10 (1000m)
Top Speed [km/h] (Section)	66.3 (1000m)
Race State	Finished



MackayProfessional
Race 5: TOTAL FIRE SOLUTIONS QTIS Three-Year-Old Maiden
Handicap - 1200m
15 October 2025 - 15:33
Track Rating: Good 4, Weather: Fine, Rail Position: True



Section	Overall	1000m	800m	600m	400m	200m								
Section Times	1:12.55 [6] (0:13.94)	0:58.61 [5] (0:11.10)	0:47.51 [5] (0:11.37)	0:36.14 [5] (0:11.65)	0:24.49 [5] (0:11.87)	0:12.62 [5] (0:12.62)								
Average Speed [km/h]	51.8	64.8	62.9	61.3	60.6	57.2								
Top Speed [km/h]	65.4	66.3	64.7	62.5	62.0	59.3								
Avg. Dist. to Rail [m]	3.1	0.7	1.2	1.2	1.4	2.0								
Avg. Stride Freq. [Hz]	2.4	2.4	2.4	2.4	2.4	2.3								
Avg. Stride Length [m]	5.8	7.4	7.1	7.1	7.0	6.9								





Horse/Jockey Name	Ruby Doreen
Final Rank	7
Fastest Section Time (Section)	0:11.56 (800m)
Top Speed [km/h] (Section)	63.3 (800m)
Race State	Finished

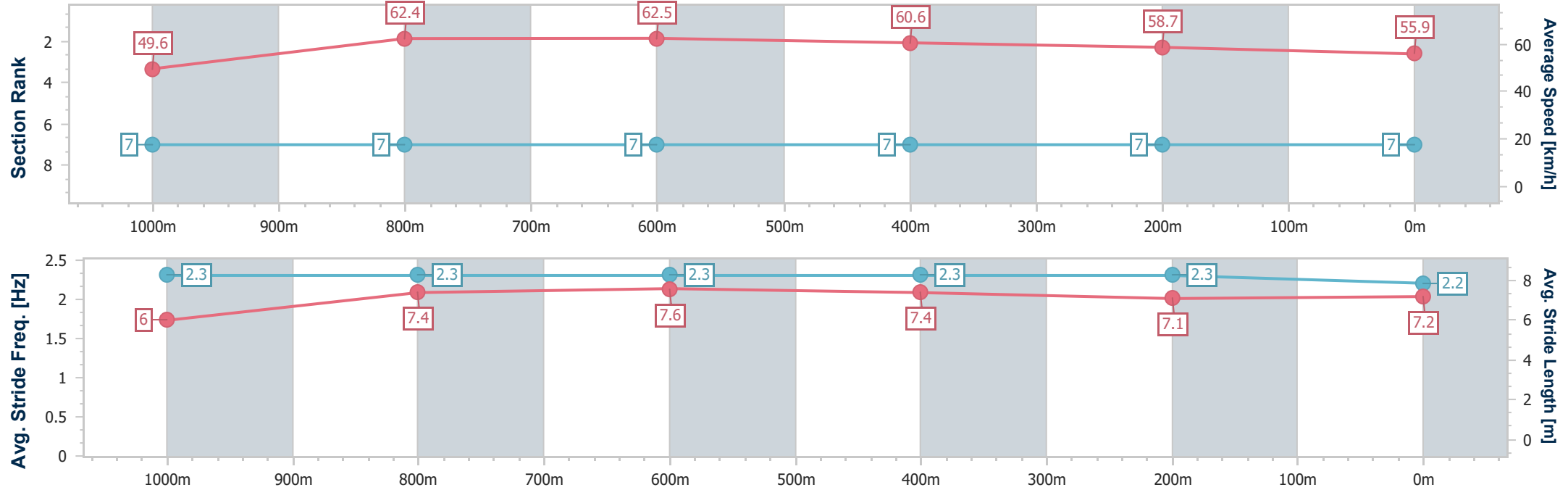


MackayProfessional
Race 5: TOTAL FIRE SOLUTIONS QTIS Three-Year-Old Maiden
Handicap - 1200m
15 October 2025 - 15:33



Track Rating: Good 4, Weather: Fine, Rail Position: True

Section	Overall	1000m	800m	600m	400m	200m							
Section Times	1:14.88 [7] (0:14.61)	1:00.27 [7] (0:11.60)	0:48.67 [7] (0:11.56)	0:37.11 [7] (0:11.93)	0:25.18 [7] (0:12.29)	0:12.89 [7] (0:12.89)							
Average Speed [km/h]	49.6	62.4	62.5	60.6	58.7	55.9							
Top Speed [km/h]	61.8	62.8	63.3	61.8	59.7	58.1							
Avg. Dist. to Rail [m]	2.8	2.2	1.2	0.9	1.8	2.0							
Avg. Stride Freq. [Hz]	2.3	2.3	2.3	2.3	2.3	2.2							
Avg. Stride Length [m]	6.0	7.4	7.6	7.4	7.1	7.2							





Horse/Jockey Name	Promptly
Final Rank	8
Fastest Section Time (Section)	0:12.19 (1000m)
Top Speed [km/h] (Section)	60.1 (1000m)
Race State	Finished

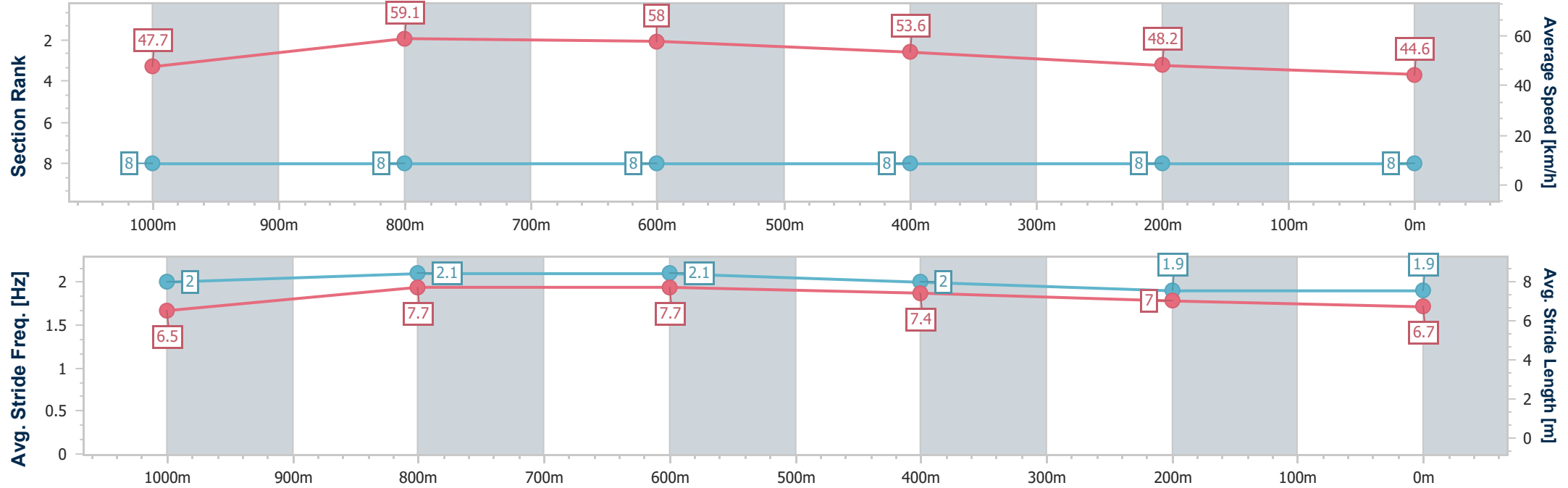


MackayProfessional
Race 5: TOTAL FIRE SOLUTIONS QTIS Three-Year-Old Maiden
Handicap - 1200m
15 October 2025 - 15:33



Track Rating: Good 4, Weather: Fine, Rail Position: True

Section	Overall	1000m	800m	600m	400m	200m							
Section Times	1:24.29 [8] (0:15.12)	1:09.17 [8] (0:12.19)	0:56.98 [8] (0:12.40)	0:44.58 [8] (0:13.49)	0:31.09 [8] (0:14.95)	0:16.14 [8] (0:16.14)							
Average Speed [km/h]	47.7	59.1	58.0	53.6	48.2	44.6							
Top Speed [km/h]	59.3	60.1	58.8	56.1	50.9	46.2							
Avg. Dist. to Rail [m]	1.4	0.4	0.4	0.6	1.7	1.4							
Avg. Stride Freq. [Hz]	2.0	2.1	2.1	2.0	1.9	1.9							
Avg. Stride Length [m]	6.5	7.7	7.7	7.4	7.0	6.7							





MackayProfessional
Race 6: BOOK FOR CHRISTMAS RACEDAY SAT 6TH DEC BENCHMARK
65 Handicap - 1200m
15 October 2025 - 16:04



Track Rating: Good 4, Weather: Fine, Rail Position: True

Section		Overall				1000m	800m	600m	400m	200m	Last 600m		
Field Times		1:10.60				0:57.09	0:46.07	0:34.65	0:23.04	0:11.58	0:34.65		
		(0:13.51)				(0:11.02)	(0:11.42)	(0:11.61)	(0:11.46)	(0:11.58)			
Rank	TAB	Horse/Jockey	Barrier	Top Speed [km/h]	Fastest Section						Margin	Distance Travelled [m]	
1	1	TURN BIRD	6	66.3	0:11.05	1:10.60 [1]	0:56.56 [7]	0:45.51 [8]	0:34.16 [7]	0:22.63 [7]	0:11.45 [3]	1:10.60	0:34.16
		Samantha Pointon		1000m	1000m	(0:14.04)	(0:11.05)	(0:11.35)	(0:11.53)	(0:11.18)	(0:11.45)		
2	3	NORTHERNONTAP	1	67.1	0:11.08	1:10.88 [2]	0:57.05 [5]	0:45.97 [5]	0:34.59 [4]	0:23.05 [4]	0:11.65 [4]	1.65L	0:34.59 -10
		Ivo Fry		1000m	1000m	(0:13.83)	(0:11.08)	(0:11.38)	(0:11.54)	(0:11.40)	(0:11.65)		
3	6	RICH DIVINITY	2	67.6	0:11.09	1:11.02 [3]	0:57.45 [2]	0:46.36 [2]	0:35.02 [2]	0:23.40 [2]	0:12.00 [1]	2.5L	0:35.02 -3
		Georgina Cartwright		1000m	1000m	(0:13.57)	(0:11.09)	(0:11.34)	(0:11.62)	(0:11.40)	(0:12.00)		
4	2	RAETIHI	7	67.8	0:11.02	1:11.13 [4]	0:57.62 [1]	0:46.60 [1]	0:35.18 [1]	0:23.57 [1]	0:12.00 [2]	3.14L	0:35.18 -7
		Adam Sewell		1000m	1000m	(0:13.51)	(0:11.02)	(0:11.42)	(0:11.61)	(0:11.57)	(0:12.00)		
5	5	LADY MASQUERADE	3	67.1	0:10.97	1:11.14 [5]	0:57.02 [9]	0:46.05 [7]	0:34.68 [8]	0:23.16 [8]	0:11.72 [5]	3.19L	0:34.68 -7
		Tom Orr		1000m	1000m	(0:14.12)	(0:10.97)	(0:11.37)	(0:11.52)	(0:11.44)	(0:11.72)		
6	9	JUST FRANK	4	65.8	0:11.05	1:11.25 [6]	0:57.40 [6]	0:46.35 [4]	0:34.93 [6]	0:23.33 [5]	0:11.81 [6]	3.82L	0:34.93 -3
		Nathan Thomas		1000m	1000m	(0:13.85)	(0:11.05)	(0:11.42)	(0:11.60)	(0:11.52)	(0:11.81)		
7	4	DEMON DELIVERA	5	66.3	0:11.12	1:11.38 [7]	0:57.62 [3]	0:46.50 [3]	0:35.06 [5]	0:23.45 [6]	0:11.93 [7]	4.57L	0:35.06 +1
		Jackson Murphy		1000m	1000m	(0:13.76)	(0:11.12)	(0:11.44)	(0:11.61)	(0:11.52)	(0:11.93)		
8	7	AIDENABET	8	65.3	0:11.23	1:11.46 [8]	0:57.35 [8]	0:46.12 [9]	0:34.74 [9]	0:23.31 [9]	0:11.89 [9]	5.09L	0:34.74 +0
		Chelsea Jokic		1000m	1000m	(0:14.11)	(0:11.23)	(0:11.38)	(0:11.43)	(0:11.42)	(0:11.89)		
9	8	ME TIME	9	66.3	0:11.16	1:11.59 [9]	0:57.79 [4]	0:46.63 [6]	0:35.36 [3]	0:23.76 [3]	0:12.11 [8]	5.86L	0:35.36 +7
		Chris McIver		1000m	1000m	(0:13.80)	(0:11.16)	(0:11.27)	(0:11.60)	(0:11.65)	(0:12.11)		



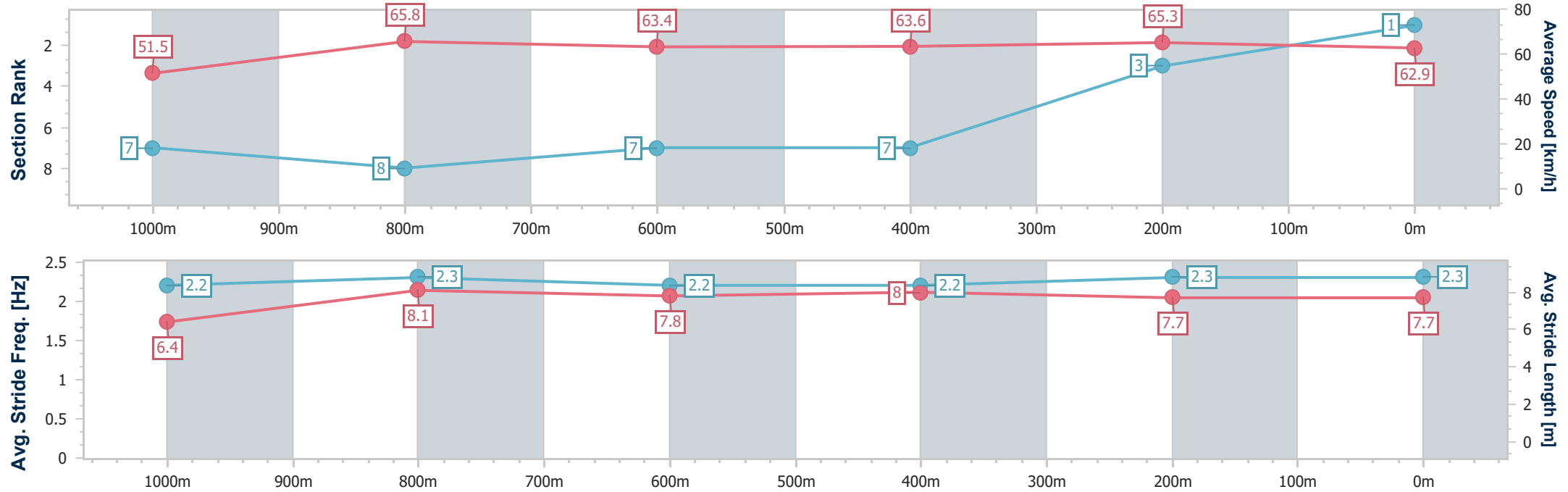
Horse/Jockey Name	Turn Bird
Final Rank	1
Fastest Section Time (Section)	0:11.05 (1000m)
Top Speed [km/h] (Section)	66.3 (1000m)
Race State	Finished



MackayProfessional
Race 6: BOOK FOR CHRISTMAS RACEDAY SAT 6TH DEC
BENCHMARK 65 Handicap - 1200m
15 October 2025 - 16:04
Track Rating: Good 4, Weather: Fine, Rail Position: True



Section	Overall	1000m	800m	600m	400m	200m								
Section Times	1:10.60 [1] (0:14.04)	0:56.56 [7] (0:11.05)	0:45.51 [8] (0:11.35)	0:34.16 [7] (0:11.53)	0:22.63 [7] (0:11.18)	0:11.45 [3] (0:11.45)								
Average Speed [km/h]	51.5	65.8	63.4	63.6	65.3	62.9								
Top Speed [km/h]	65.6	66.3	65.2	64.2	66.2	66.1								
Avg. Dist. to Rail [m]	5.2	2.0	1.3	2.4	6.2	6.6								
Avg. Stride Freq. [Hz]	2.2	2.3	2.2	2.2	2.3	2.3								
Avg. Stride Length [m]	6.4	8.1	7.8	8.0	7.7	7.7								



- [] Ranking at each section and finish
- .-.- No data available at this section
- NA No data available



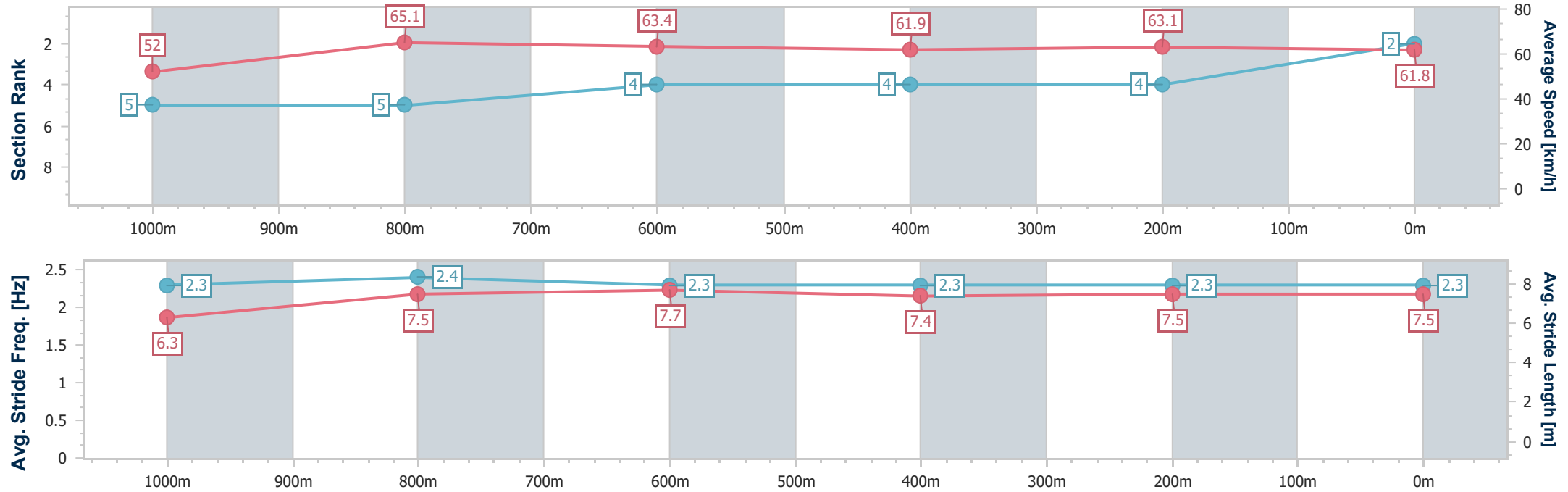
Horse/Jockey Name	Northernontap
Final Rank	2
Fastest Section Time (Section)	0:11.08 (1000m)
Top Speed [km/h] (Section)	67.1 (1000m)
Race State	Finished



MackayProfessional
Race 6: BOOK FOR CHRISTMAS RACEDAY SAT 6TH DEC
BENCHMARK 65 Handicap - 1200m
15 October 2025 - 16:04
Track Rating: Good 4, Weather: Fine, Rail Position: True



Section	Overall	1000m	800m	600m	400m	200m							
Section Times	1:10.88 [2] (0:13.83)	0:57.05 [5] (0:11.08)	0:45.97 [5] (0:11.38)	0:34.59 [4] (0:11.54)	0:23.05 [4] (0:11.40)	0:11.65 [4] (0:11.65)							
Average Speed [km/h]	52.0	65.1	63.4	61.9	63.1	61.8							
Top Speed [km/h]	63.7	67.1	64.1	62.7	64.6	64.6							
Avg. Dist. to Rail [m]	1.6	0.5	0.6	0.8	1.6	3.7							
Avg. Stride Freq. [Hz]	2.3	2.4	2.3	2.3	2.3	2.3							
Avg. Stride Length [m]	6.3	7.5	7.7	7.4	7.5	7.5							





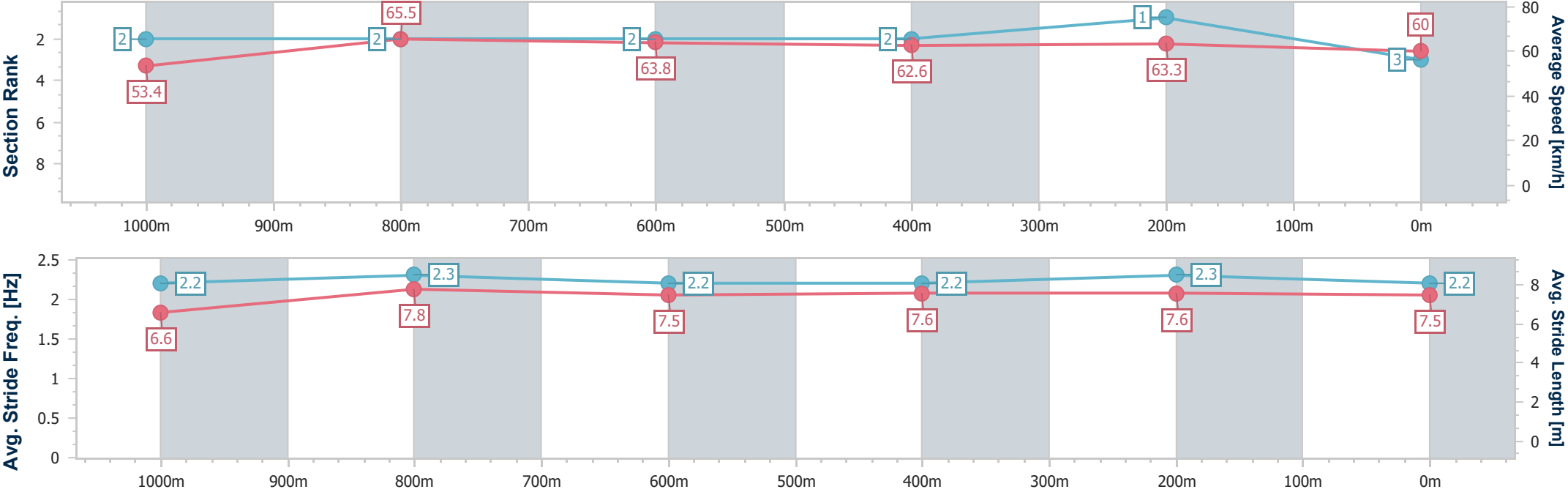
Horse/Jockey Name	Rich Divinity
Final Rank	3
Fastest Section Time (Section)	0:11.09 (1000m)
Top Speed [km/h] (Section)	67.6 (1000m)
Race State	Finished



MackayProfessional
Race 6: BOOK FOR CHRISTMAS RACEDAY SAT 6TH DEC
BENCHMARK 65 Handicap - 1200m
15 October 2025 - 16:04
Track Rating: Good 4, Weather: Fine, Rail Position: True



Section	Overall	1000m	800m	600m	400m	200m								
Section Times	1:11.02 [3] (0:13.57)	0:57.45 [2] (0:11.09)	0:46.36 [2] (0:11.34)	0:35.02 [2] (0:11.62)	0:23.40 [2] (0:11.40)	0:12.00 [1] (0:12.00)								
Average Speed [km/h]	53.4	65.5	63.8	62.6	63.3	60.0								
Top Speed [km/h]	66.1	67.6	64.7	63.4	64.6	62.5								
Avg. Dist. to Rail [m]	3.4	2.0	2.0	1.4	2.2	2.5								
Avg. Stride Freq. [Hz]	2.2	2.3	2.2	2.2	2.3	2.2								
Avg. Stride Length [m]	6.6	7.8	7.5	7.6	7.6	7.5								





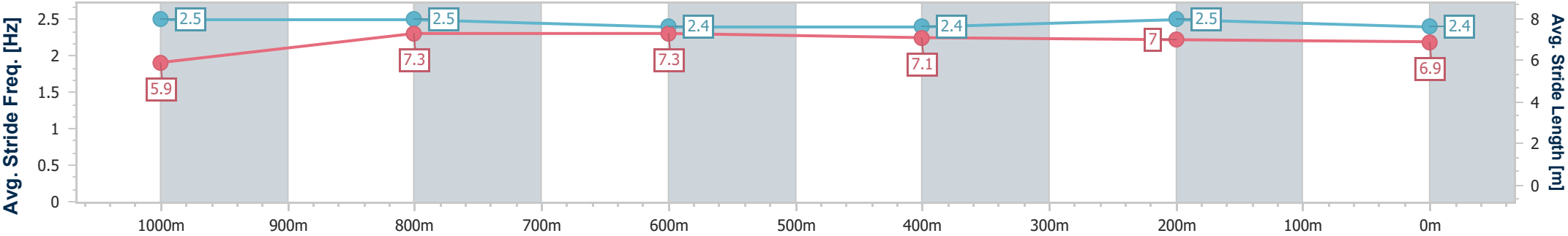
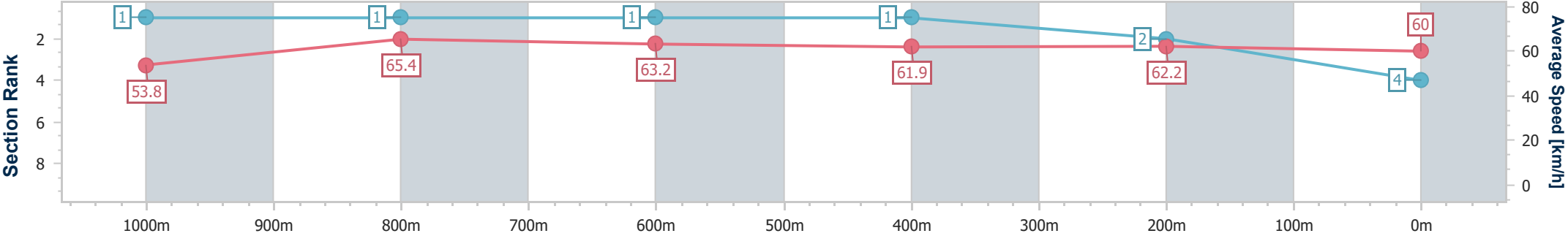
Horse/Jockey Name	Raetihi
Final Rank	4
Fastest Section Time (Section)	0:11.02 (1000m)
Top Speed [km/h] (Section)	67.8 (1000m)
Race State	Finished



MackayProfessional
Race 6: BOOK FOR CHRISTMAS RACEDAY SAT 6TH DEC
BENCHMARK 65 Handicap - 1200m
15 October 2025 - 16:04
Track Rating: Good 4, Weather: Fine, Rail Position: True



Section	Overall	1000m	800m	600m	400m	200m								
Section Times	1:11.13 [4] (0:13.51)	0:57.62 [1] (0:11.02)	0:46.60 [1] (0:11.42)	0:35.18 [1] (0:11.61)	0:23.57 [1] (0:11.57)	0:12.00 [2] (0:12.00)								
Average Speed [km/h]	53.8	65.4	63.2	61.9	62.2	60.0								
Top Speed [km/h]	67.7	67.8	64.1	62.4	63.3	62.6								
Avg. Dist. to Rail [m]	6.6	1.6	0.2	0.4	0.8	1.4								
Avg. Stride Freq. [Hz]	2.5	2.5	2.4	2.4	2.5	2.4								
Avg. Stride Length [m]	5.9	7.3	7.3	7.1	7.0	6.9								





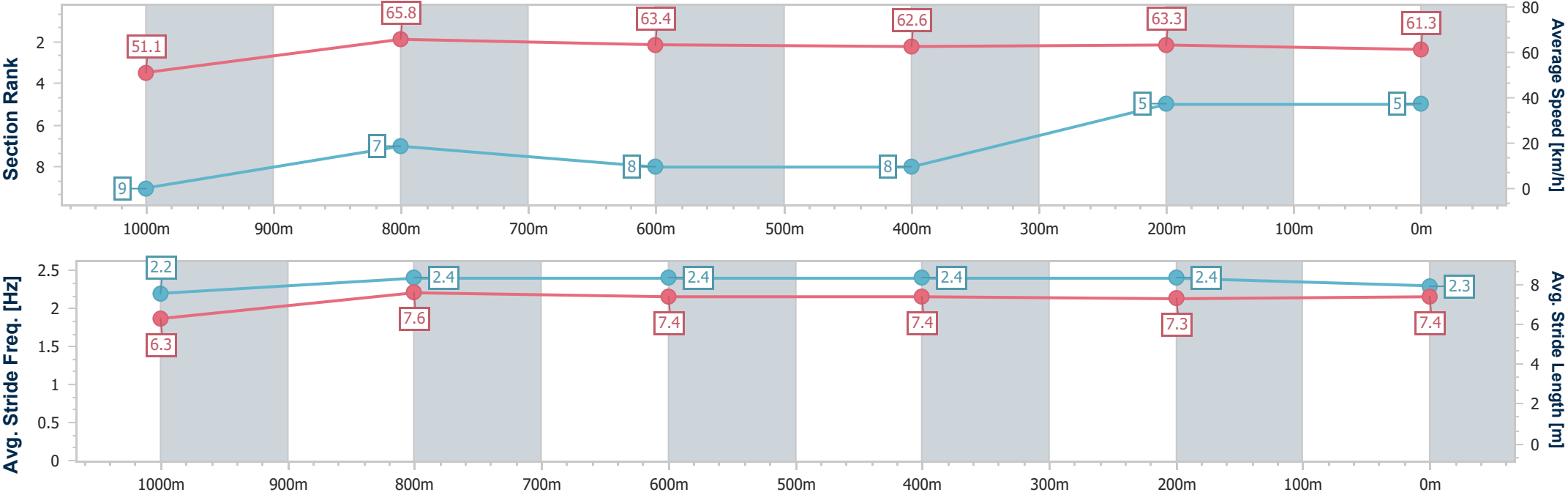
Horse/Jockey Name	Lady Masquerade
Final Rank	5
Fastest Section Time (Section)	0:10.97 (1000m)
Top Speed [km/h] (Section)	67.1 (1000m)
Race State	Finished



MackayProfessional
Race 6: BOOK FOR CHRISTMAS RACEDAY SAT 6TH DEC
BENCHMARK 65 Handicap - 1200m
15 October 2025 - 16:04
Track Rating: Good 4, Weather: Fine, Rail Position: True



Section	Overall	1000m	800m	600m	400m	200m								
Section Times	1:11.14 [5] (0:14.12)	0:57.02 [9] (0:10.97)	0:46.05 [7] (0:11.37)	0:34.68 [8] (0:11.52)	0:23.16 [8] (0:11.44)	0:11.72 [5] (0:11.72)								
Average Speed [km/h]	51.1	65.8	63.4	62.6	63.3	61.3								
Top Speed [km/h]	64.9	67.1	66.6	64.0	64.0	63.9								
Avg. Dist. to Rail [m]	2.8	0.4	0.3	0.9	3.3	4.3								
Avg. Stride Freq. [Hz]	2.2	2.4	2.4	2.4	2.4	2.3								
Avg. Stride Length [m]	6.3	7.6	7.4	7.4	7.3	7.4								





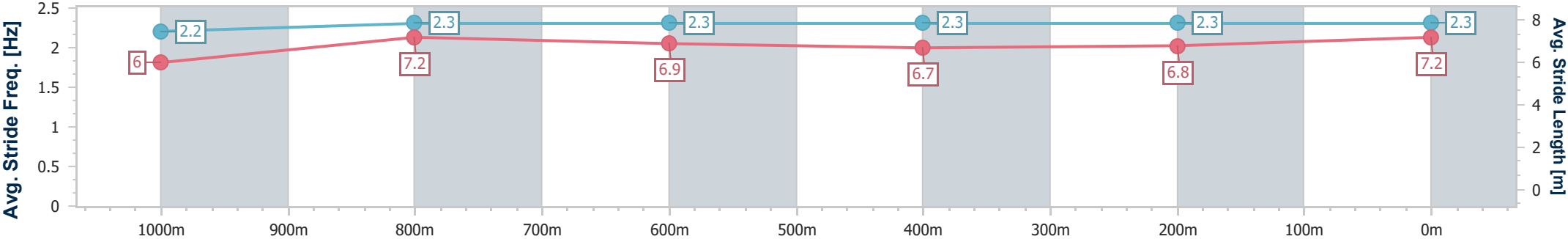
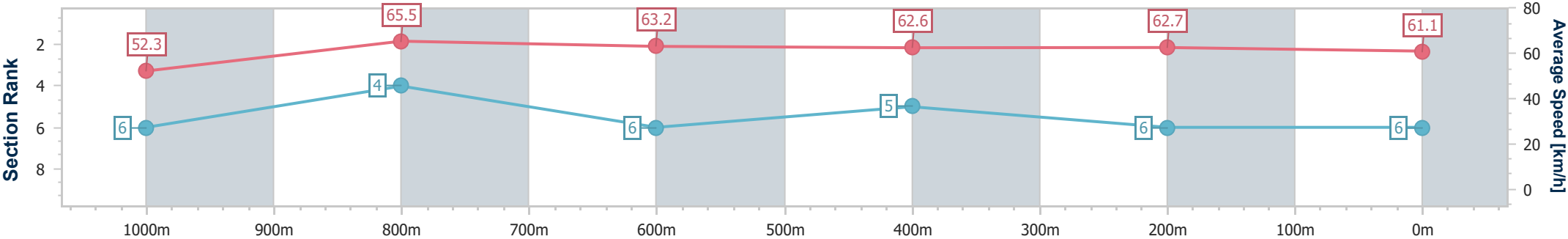
Horse/Jockey Name	Just Frank
Final Rank	6
Fastest Section Time (Section)	0:11.05 (1000m)
Top Speed [km/h] (Section)	65.8 (1000m)
Race State	Finished



MackayProfessional
Race 6: BOOK FOR CHRISTMAS RACEDAY SAT 6TH DEC
BENCHMARK 65 Handicap - 1200m
15 October 2025 - 16:04
Track Rating: Good 4, Weather: Fine, Rail Position: True



Section	Overall	1000m	800m	600m	400m	200m								
Section Times	1:11.25 [6] (0:13.85)	0:57.40 [6] (0:11.05)	0:46.35 [4] (0:11.42)	0:34.93 [6] (0:11.60)	0:23.33 [5] (0:11.52)	0:11.81 [6] (0:11.81)								
Average Speed [km/h]	52.3	65.5	63.2	62.6	62.7	61.1								
Top Speed [km/h]	65.7	65.8	65.3	63.4	63.5	62.7								
Avg. Dist. to Rail [m]	4.3	2.1	1.2	1.1	3.6	4.3								
Avg. Stride Freq. [Hz]	2.2	2.3	2.3	2.3	2.3	2.3								
Avg. Stride Length [m]	6.0	7.2	6.9	6.7	6.8	7.2								





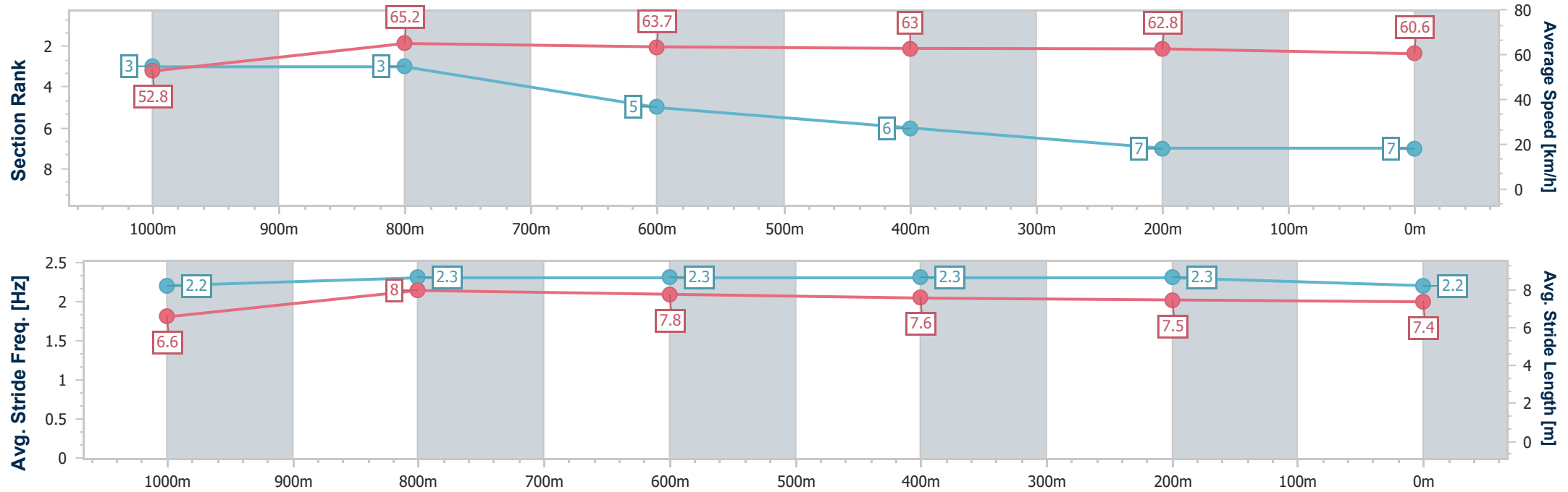
Horse/Jockey Name	Demon Delivera
Final Rank	7
Fastest Section Time (Section)	0:11.12 (1000m)
Top Speed [km/h] (Section)	66.3 (1000m)
Race State	Finished



MackayProfessional
Race 6: BOOK FOR CHRISTMAS RACEDAY SAT 6TH DEC
BENCHMARK 65 Handicap - 1200m
15 October 2025 - 16:04
Track Rating: Good 4, Weather: Fine, Rail Position: True



Section	Overall	1000m	800m	600m	400m	200m								
Section Times	1:11.38 [7] (0:13.76)	0:57.62 [3] (0:11.12)	0:46.50 [3] (0:11.44)	0:35.06 [5] (0:11.61)	0:23.45 [6] (0:11.52)	0:11.93 [7] (0:11.93)								
Average Speed [km/h]	52.8	65.2	63.7	63.0	62.8	60.6								
Top Speed [km/h]	66.2	66.3	64.3	63.9	63.7	65.7								
Avg. Dist. to Rail [m]	5.6	3.3	3.2	2.4	2.9	5.2								
Avg. Stride Freq. [Hz]	2.2	2.3	2.3	2.3	2.3	2.2								
Avg. Stride Length [m]	6.6	8.0	7.8	7.6	7.5	7.4								





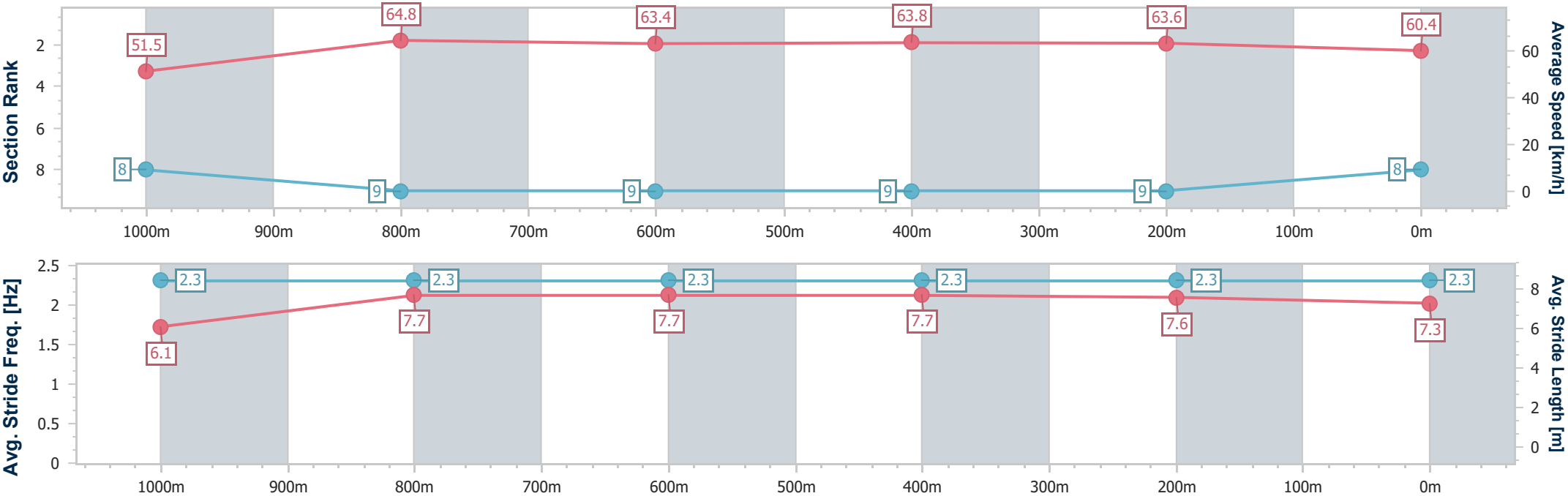
Horse/Jockey Name	Aidenabet
Final Rank	8
Fastest Section Time (Section)	0:11.23 (1000m)
Top Speed [km/h] (Section)	65.3 (1000m)
Race State	Finished



MackayProfessional
Race 6: BOOK FOR CHRISTMAS RACEDAY SAT 6TH DEC
BENCHMARK 65 Handicap - 1200m
15 October 2025 - 16:04
Track Rating: Good 4, Weather: Fine, Rail Position: True



Section	Overall	1000m	800m	600m	400m	200m								
Section Times	1:11.46 [8] (0:14.11)	0:57.35 [8] (0:11.23)	0:46.12 [9] (0:11.38)	0:34.74 [9] (0:11.43)	0:23.31 [9] (0:11.42)	0:11.89 [9] (0:11.89)								
Average Speed [km/h]	51.5	64.8	63.4	63.8	63.6	60.4								
Top Speed [km/h]	64.6	65.3	64.4	65.0	64.3	62.9								
Avg. Dist. to Rail [m]	6.7	3.2	1.9	1.6	4.2	7.2								
Avg. Stride Freq. [Hz]	2.3	2.3	2.3	2.3	2.3	2.3								
Avg. Stride Length [m]	6.1	7.7	7.7	7.7	7.6	7.3								



[] Ranking at each section and finish
-.-.- No data available at this section
NA No data available



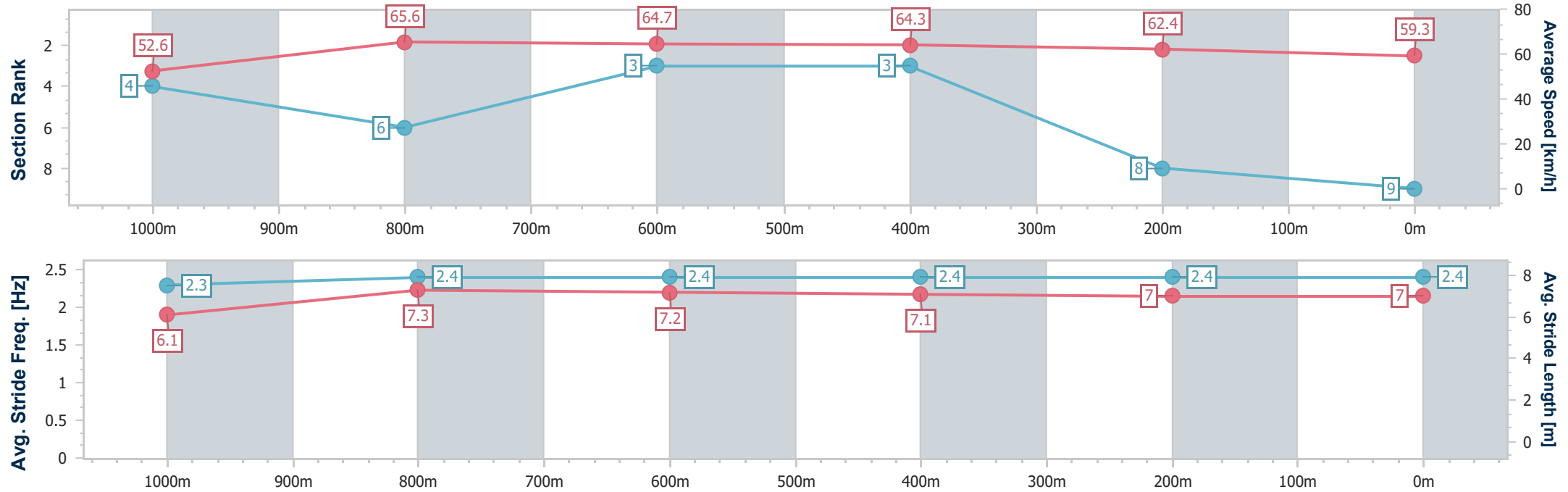
Horse/Jockey Name	Me Time
Final Rank	9
Fastest Section Time (Section)	0:11.16 (1000m)
Top Speed [km/h] (Section)	66.3 (1000m)
Race State	Finished



MackayProfessional
Race 6: BOOK FOR CHRISTMAS RACEDAY SAT 6TH DEC
BENCHMARK 65 Handicap - 1200m
15 October 2025 - 16:04
Track Rating: Good 4, Weather: Fine, Rail Position: True



Section	Overall	1000m	800m	600m	400m	200m							
Section Times	1:11.59 [9] (0:13.80)	0:57.79 [4] (0:11.16)	0:46.63 [6] (0:11.27)	0:35.36 [3] (0:11.60)	0:23.76 [3] (0:11.65)	0:12.11 [8] (0:12.11)							
Average Speed [km/h]	52.6	65.6	64.7	64.3	62.4	59.3							
Top Speed [km/h]	65.5	66.3	65.1	64.4	63.9	62.0							
Avg. Dist. to Rail [m]	8.0	4.6	5.1	4.3	5.2	6.7							
Avg. Stride Freq. [Hz]	2.3	2.4	2.4	2.4	2.4	2.4							
Avg. Stride Length [m]	6.1	7.3	7.2	7.1	7.0	7.0							





MackayProfessional
Race 7: RACING AGAIN FRIDAY 24TH OCTOBER RATINGS BAND 0 - 55
Handicap - 1200m
15 October 2025 - 16:39



Track Rating: Good 4, Weather: Fine, Rail Position: True

Section						Overall	1000m	800m	600m	400m	200m	Last 600m		
Field Times						1:09.98 (0:13.29)	0:56.69 (0:10.64)	0:46.05 (0:11.03)	0:35.02 (0:11.91)	0:23.11 (0:11.38)	0:11.73 (0:11.73)	0:35.02		
Rank	TAB	Horse/Jockey	Barrier	Top Speed [km/h]	Fastest Section							Margin	Distance Travelled [m]	
1	2	UNDERRATED	5	69.8	0:10.94	1:09.98 [1]	0:56.49 [3]	0:45.55 [3]	0:34.44 [3]	0:22.99 [3]	0:11.73 [1]	1:09.98	0:34.44	
		Ashley Butler		Overall	1000m	(0:13.49)	(0:10.94)	(0:11.11)	(0:11.45)	(0:11.26)	(0:11.73)			
2	8	HOLY CROWN	11	67.3	0:10.86	1:10.67 [2]	0:57.25 [2]	0:46.39 [2]	0:35.24 [2]	0:23.78 [2]	0:12.34 [2]	4.08L	0:35.24	+0
		Jackson Murphy		1000m	1000m	(0:13.42)	(0:10.86)	(0:11.15)	(0:11.46)	(0:11.44)	(0:12.34)			
3	9	CHIARO DI LUNA	8	67.2	0:10.91	1:10.69 [3]	0:57.08 [4]	0:46.17 [4]	0:35.03 [4]	0:23.44 [4]	0:11.98 [3]	4.22L	0:35.03	+4
		Raul Silvera Olivera		1000m	1000m	(0:13.61)	(0:10.91)	(0:11.14)	(0:11.59)	(0:11.46)	(0:11.98)			
4	12	FIREUPZOUS	3	66.2	0:11.05	1:10.97 [4]	0:57.06 [7]	0:46.01 [7]	0:34.90 [7]	0:23.45 [7]	0:11.95 [7]	5.83L	0:34.90	-2
		Nathan Thomas		1000m	1000m	(0:13.91)	(0:11.05)	(0:11.11)	(0:11.45)	(0:11.50)	(0:11.95)			
5	13	FANCY LEGEND	2	66.3	0:11.02	1:11.00 [5]	0:57.20 [6]	0:46.18 [6]	0:35.00 [6]	0:23.52 [6]	0:12.07 [6]	6.05L	0:35.00	-3
		Amie Meissner		1000m	1000m	(0:13.80)	(0:11.02)	(0:11.18)	(0:11.48)	(0:11.45)	(0:12.07)			
6	7	BELLE'S BOY	9	65.9	0:11.12	1:11.10 [6]	0:56.95 [11]	0:45.63 [11]	0:34.51 [11]	0:23.25 [10]	0:11.94 [10]	6.59L	0:34.51	+3
		Jason Taylor		800m	800m	(0:14.15)	(0:11.32)	(0:11.12)	(0:11.26)	(0:11.31)	(0:11.94)			
7	3	RAVENITE	7	66.2	0:11.09	1:11.23 [7]	0:57.16 [9]	0:45.88 [10]	0:34.79 [10]	0:23.38 [11]	0:12.11 [8]	7.35L	0:34.79	+0
		Georgina Cartwright		800m	800m	(0:14.07)	(0:11.28)	(0:11.09)	(0:11.41)	(0:11.27)	(0:12.11)			
8	11	MADAME MOTH	1	66.5	0:10.94	1:11.39 [8]	0:57.63 [5]	0:46.69 [5]	0:35.56 [5]	0:24.09 [5]	0:12.47 [5]	8.35L	0:35.56	-2
		Chris McIver		1000m	1000m	(0:13.76)	(0:10.94)	(0:11.13)	(0:11.47)	(0:11.62)	(0:12.47)			
9	10	MICROWAVE JENNY	10	66.4	0:11.11	1:11.43 [9]	0:57.48 [8]	0:46.37 [8]	0:35.25 [8]	0:23.79 [8]	0:12.30 [9]	8.54L	0:35.25	+4
		Adam Sewell		1000m	1000m	(0:13.95)	(0:11.11)	(0:11.12)	(0:11.46)	(0:11.49)	(0:12.30)			
10	1	MATTEI	6	66.1	0:11.08	1:11.60 [10]	0:57.46 [10]	0:46.38 [9]	0:35.25 [9]	0:23.78 [9]	0:12.35 [11]	9.54L	0:35.25	+0
		Chelsea Jokic		800m	1000m	(0:14.14)	(0:11.08)	(0:11.13)	(0:11.47)	(0:11.43)	(0:12.35)			

Scratched: Vancouver Bay (#4), Diamond Money (#5), Just Frank (#14)



MackayProfessional
Race 7: RACING AGAIN FRIDAY 24TH OCTOBER RATINGS BAND 0 - 55
Handicap - 1200m
15 October 2025 - 16:39



Track Rating: Good 4, Weather: Fine, Rail Position: True

Section					Overall	1000m	800m	600m	400m	200m	Last 600m			
Field Times					1:09.98 (0:13.29)	0:56.69 (0:10.64)	0:46.05 (0:11.03)	0:35.02 (0:11.91)	0:23.11 (0:11.38)	0:11.73 (0:11.73)	0:35.02			
Rank	TAB	Horse/Jockey	Barrier	Top Speed [km/h]	Fastest Section						Margin	Distance Travelled [m]		
11	6	LULO ROSE	4	67.8	0:10.64	1:11.92 [11]	0:58.63 [1]	0:47.99 [1]	0:36.96 [1]	0:25.05 [1]	0:13.06 [4]	11.45L	0:36.96	+8
		Nikki Olzard		1000m	1000m	(0:13.29)	(0:10.64)	(0:11.03)	(0:11.91)	(0:11.99)	(0:13.06)			

Scratched: Vancouver Bay (#4), Diamond Money (#5), Just Frank (#14)



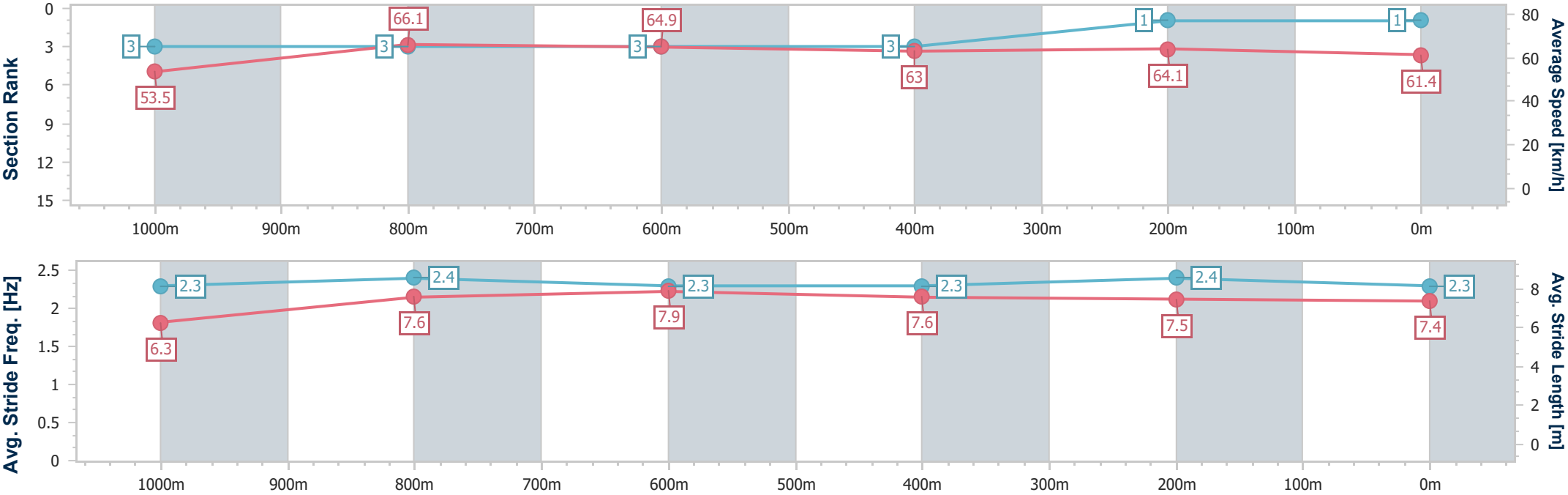
Horse/Jockey Name	Underrated
Final Rank	1
Fastest Section Time (Section)	0:10.94 (1000m)
Top Speed [km/h] (Section)	69.8 (Overall)
Race State	Finished



MackayProfessional
Race 7: RACING AGAIN FRIDAY 24TH OCTOBER RATINGS
BAND 0 - 55 Handicap - 1200m
15 October 2025 - 16:39
Track Rating: Good 4, Weather: Fine, Rail Position: True



Section	Overall	1000m	800m	600m	400m	200m							
Section Times	1:09.98 [1] (0:13.49)	0:56.49 [3] (0:10.94)	0:45.55 [3] (0:11.11)	0:34.44 [3] (0:11.45)	0:22.99 [3] (0:11.26)	0:11.73 [1] (0:11.73)							
Average Speed [km/h]	53.5	66.1	64.9	63.0	64.1	61.4							
Top Speed [km/h]	69.8	66.5	65.7	64.3	64.9	63.9							
Avg. Dist. to Rail [m]	3.6	1.4	0.8	0.4	2.3	2.0							
Avg. Stride Freq. [Hz]	2.3	2.4	2.3	2.3	2.4	2.3							
Avg. Stride Length [m]	6.3	7.6	7.9	7.6	7.5	7.4							





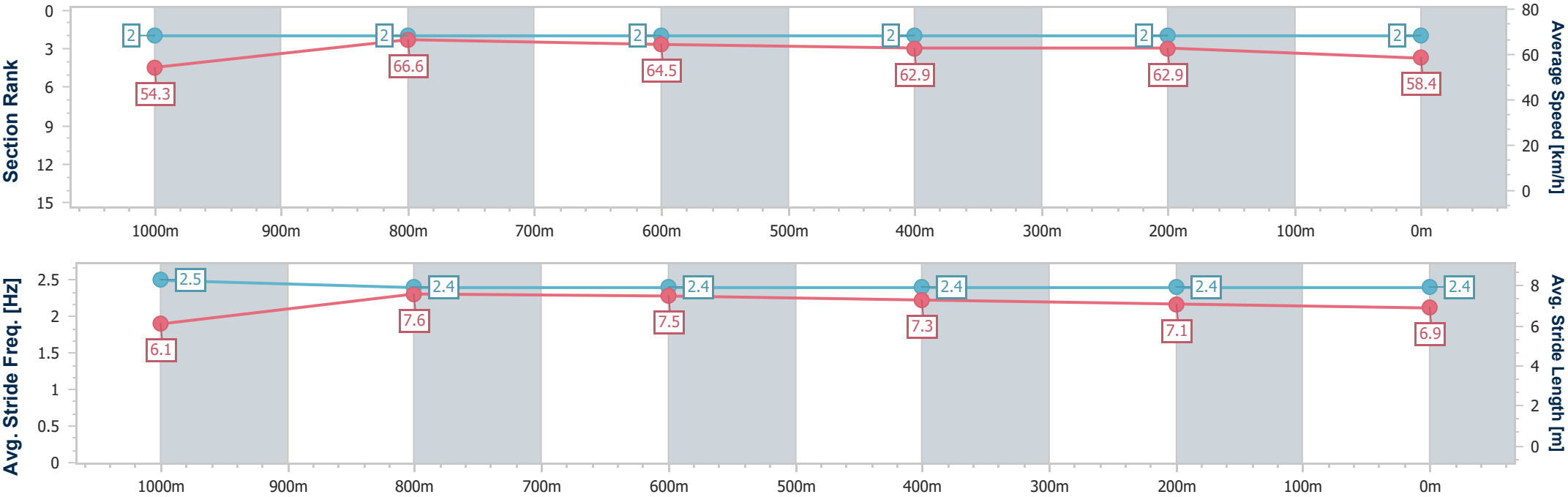
Horse/Jockey Name	Holy Crown
Final Rank	2
Fastest Section Time (Section)	0:10.86 (1000m)
Top Speed [km/h] (Section)	67.3 (1000m)
Race State	Finished



MackayProfessional
Race 7: RACING AGAIN FRIDAY 24TH OCTOBER RATINGS
BAND 0 - 55 Handicap - 1200m
15 October 2025 - 16:39
Track Rating: Good 4, Weather: Fine, Rail Position: True



Section	Overall	1000m	800m	600m	400m	200m								
Section Times	1:10.67 [2] (0:13.42)	0:57.25 [2] (0:10.86)	0:46.39 [2] (0:11.15)	0:35.24 [2] (0:11.46)	0:23.78 [2] (0:11.44)	0:12.34 [2] (0:12.34)								
Average Speed [km/h]	54.3	66.6	64.5	62.9	62.9	58.4								
Top Speed [km/h]	66.9	67.3	66.7	64.8	64.1	61.9								
Avg. Dist. to Rail [m]	8.0	1.7	0.5	0.2	0.6	0.6								
Avg. Stride Freq. [Hz]	2.5	2.4	2.4	2.4	2.4	2.4								
Avg. Stride Length [m]	6.1	7.6	7.5	7.3	7.1	6.9								





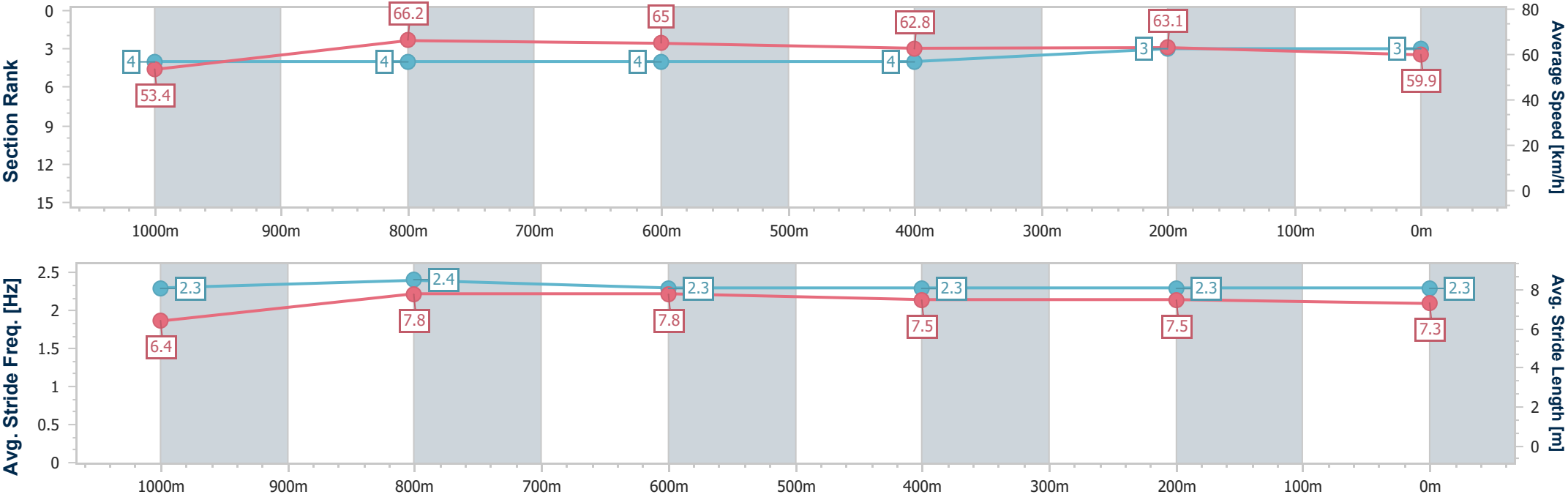
Horse/Jockey Name	Chiaro Di Luna
Final Rank	3
Fastest Section Time (Section)	0:10.91 (1000m)
Top Speed [km/h] (Section)	67.2 (1000m)
Race State	Finished



MackayProfessional
Race 7: RACING AGAIN FRIDAY 24TH OCTOBER RATINGS
BAND 0 - 55 Handicap - 1200m
15 October 2025 - 16:39
Track Rating: Good 4, Weather: Fine, Rail Position: True



Section	Overall	1000m	800m	600m	400m	200m							
Section Times	1:10.69 [3] (0:13.61)	0:57.08 [4] (0:10.91)	0:46.17 [4] (0:11.14)	0:35.03 [4] (0:11.59)	0:23.44 [4] (0:11.46)	0:11.98 [3] (0:11.98)							
Average Speed [km/h]	53.4	66.2	65.0	62.8	63.1	59.9							
Top Speed [km/h]	66.9	67.2	66.0	63.9	64.2	62.4							
Avg. Dist. to Rail [m]	6.1	2.1	2.0	1.3	1.6	3.5							
Avg. Stride Freq. [Hz]	2.3	2.4	2.3	2.3	2.3	2.3							
Avg. Stride Length [m]	6.4	7.8	7.8	7.5	7.5	7.3							





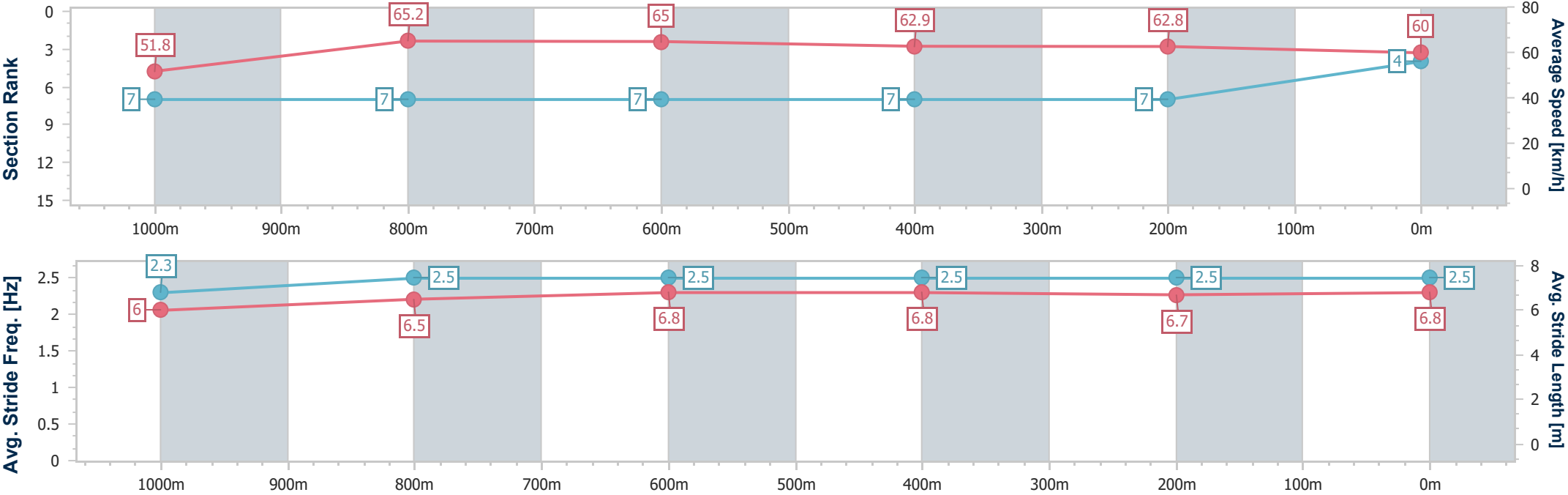
Horse/Jockey Name	Fireupzous
Final Rank	4
Fastest Section Time (Section)	0:11.05 (1000m)
Top Speed [km/h] (Section)	66.2 (1000m)
Race State	Finished



MackayProfessional
Race 7: RACING AGAIN FRIDAY 24TH OCTOBER RATINGS
BAND 0 - 55 Handicap - 1200m
15 October 2025 - 16:39
Track Rating: Good 4, Weather: Fine, Rail Position: True



Section	Overall	1000m	800m	600m	400m	200m								
Section Times	1:10.97 [4] (0:13.91)	0:57.06 [7] (0:11.05)	0:46.01 [7] (0:11.11)	0:34.90 [7] (0:11.45)	0:23.45 [7] (0:11.50)	0:11.95 [7] (0:11.95)								
Average Speed [km/h]	51.8	65.2	65.0	62.9	62.8	60.0								
Top Speed [km/h]	64.3	66.2	65.7	64.1	63.4	62.6								
Avg. Dist. to Rail [m]	3.1	1.0	0.5	0.4	2.1	2.7								
Avg. Stride Freq. [Hz]	2.3	2.5	2.5	2.5	2.5	2.5								
Avg. Stride Length [m]	6.0	6.5	6.8	6.8	6.7	6.8								





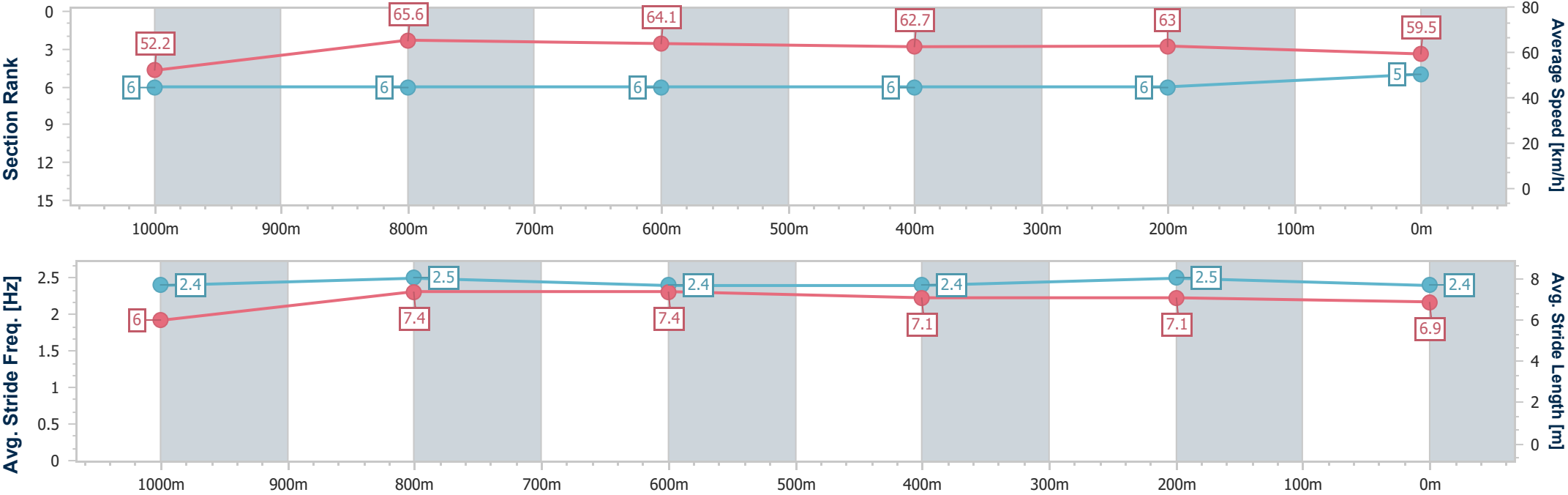
Horse/Jockey Name	Fancy Legend
Final Rank	5
Fastest Section Time (Section)	0:11.02 (1000m)
Top Speed [km/h] (Section)	66.3 (1000m)
Race State	Finished



MackayProfessional
Race 7: RACING AGAIN FRIDAY 24TH OCTOBER RATINGS
BAND 0 - 55 Handicap - 1200m
15 October 2025 - 16:39
Track Rating: Good 4, Weather: Fine, Rail Position: True



Section	Overall	1000m	800m	600m	400m	200m							
Section Times	1:11.00 [5] (0:13.80)	0:57.20 [6] (0:11.02)	0:46.18 [6] (0:11.18)	0:35.00 [6] (0:11.48)	0:23.52 [6] (0:11.45)	0:12.07 [6] (0:12.07)							
Average Speed [km/h]	52.2	65.6	64.1	62.7	63.0	59.5							
Top Speed [km/h]	65.6	66.3	65.9	63.7	63.3	62.9							
Avg. Dist. to Rail [m]	2.3	1.2	0.4	0.3	2.0	3.9							
Avg. Stride Freq. [Hz]	2.4	2.5	2.4	2.4	2.5	2.4							
Avg. Stride Length [m]	6.0	7.4	7.4	7.1	7.1	6.9							





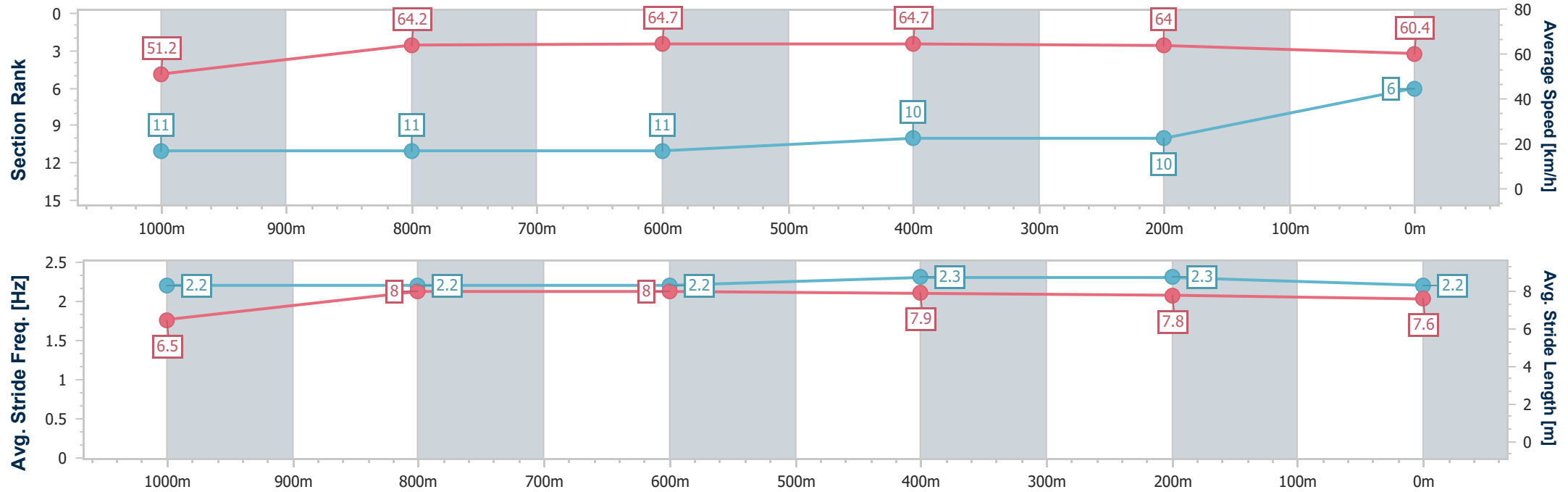
Horse/Jockey Name	Belle's Boy
Final Rank	6
Fastest Section Time (Section)	0:11.12 (800m)
Top Speed [km/h] (Section)	65.9 (800m)
Race State	Finished



MackayProfessional
Race 7: RACING AGAIN FRIDAY 24TH OCTOBER RATINGS
BAND 0 - 55 Handicap - 1200m
15 October 2025 - 16:39
Track Rating: Good 4, Weather: Fine, Rail Position: True



Section	Overall	1000m	800m	600m	400m	200m							
Section Times	1:11.10 [6] (0:14.15)	0:56.95 [11] (0:11.32)	0:45.63 [11] (0:11.12)	0:34.51 [11] (0:11.26)	0:23.25 [10] (0:11.31)	0:11.94 [10] (0:11.94)							
Average Speed [km/h]	51.2	64.2	64.7	64.7	64.0	60.4							
Top Speed [km/h]	64.3	64.5	65.9	65.3	65.1	63.4							
Avg. Dist. to Rail [m]	6.9	2.1	0.9	1.2	3.9	6.0							
Avg. Stride Freq. [Hz]	2.2	2.2	2.2	2.3	2.3	2.2							
Avg. Stride Length [m]	6.5	8.0	8.0	7.9	7.8	7.6							



- [] Ranking at each section and finish
- .-.- No data available at this section
- NA No data available



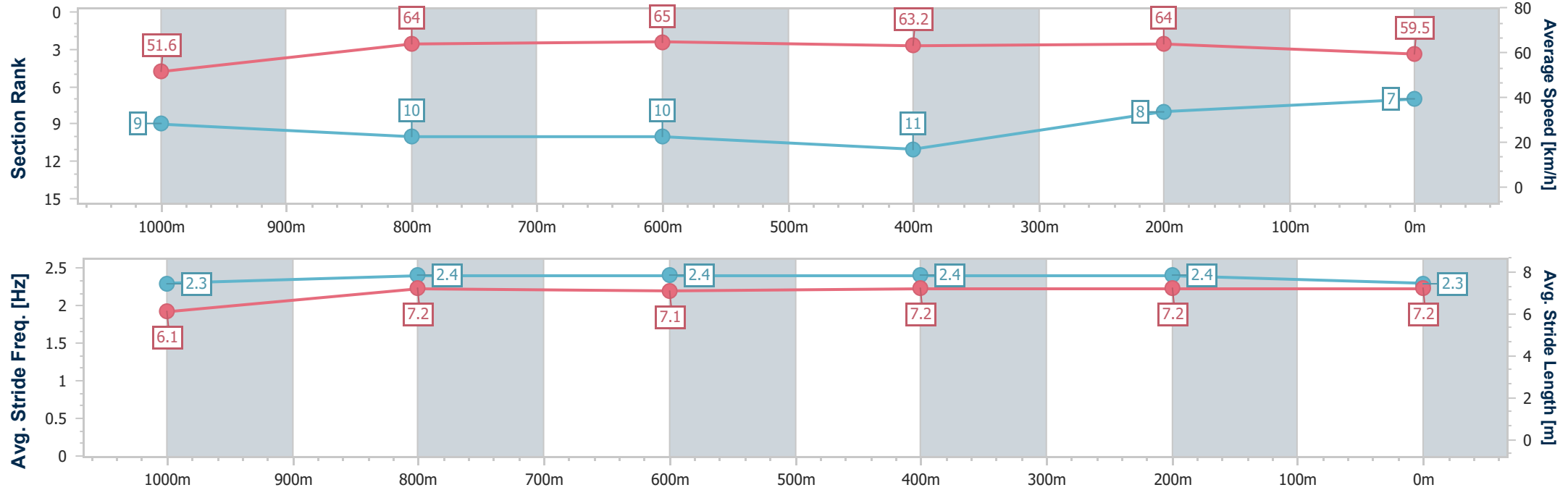
Horse/Jockey Name	Ravenite
Final Rank	7
Fastest Section Time (Section)	0:11.09 (800m)
Top Speed [km/h] (Section)	66.2 (800m)
Race State	Finished



MackayProfessional
Race 7: RACING AGAIN FRIDAY 24TH OCTOBER RATINGS
BAND 0 - 55 Handicap - 1200m
15 October 2025 - 16:39
Track Rating: Good 4, Weather: Fine, Rail Position: True



Section	Overall	1000m	800m	600m	400m	200m								
Section Times	1:11.23 [7] (0:14.07)	0:57.16 [9] (0:11.28)	0:45.88 [10] (0:11.09)	0:34.79 [10] (0:11.41)	0:23.38 [11] (0:11.27)	0:12.11 [8] (0:12.11)								
Average Speed [km/h]	51.6	64.0	65.0	63.2	64.0	59.5								
Top Speed [km/h]	64.3	64.7	66.2	63.7	65.5	63.9								
Avg. Dist. to Rail [m]	5.8	1.8	0.4	0.5	2.6	3.3								
Avg. Stride Freq. [Hz]	2.3	2.4	2.4	2.4	2.4	2.3								
Avg. Stride Length [m]	6.1	7.2	7.1	7.2	7.2	7.2								





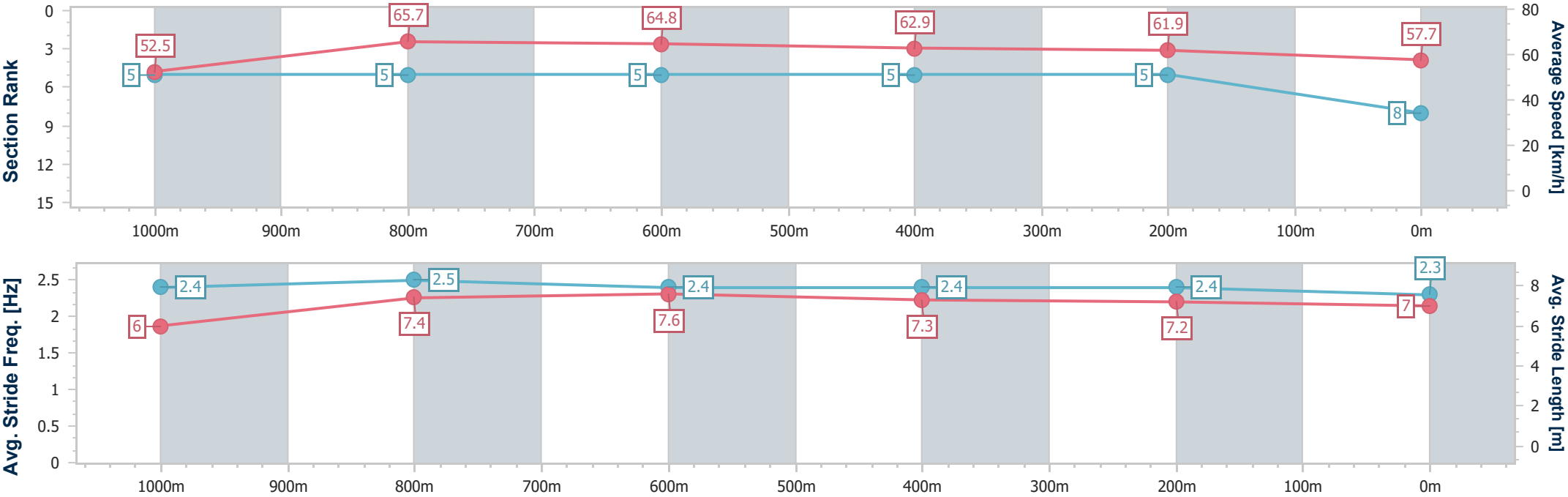
Horse/Jockey Name	Madame Moth
Final Rank	8
Fastest Section Time (Section)	0:10.94 (1000m)
Top Speed [km/h] (Section)	66.5 (1000m)
Race State	Finished



MackayProfessional
Race 7: RACING AGAIN FRIDAY 24TH OCTOBER RATINGS
BAND 0 - 55 Handicap - 1200m
15 October 2025 - 16:39
Track Rating: Good 4, Weather: Fine, Rail Position: True



Section	Overall	1000m	800m	600m	400m	200m							
Section Times	1:11.39 [8] (0:13.76)	0:57.63 [5] (0:10.94)	0:46.69 [5] (0:11.13)	0:35.56 [5] (0:11.47)	0:24.09 [5] (0:11.62)	0:12.47 [5] (0:12.47)							
Average Speed [km/h]	52.5	65.7	64.8	62.9	61.9	57.7							
Top Speed [km/h]	65.9	66.5	66.2	63.4	63.1	60.4							
Avg. Dist. to Rail [m]	1.1	0.6	0.4	0.2	1.1	2.0							
Avg. Stride Freq. [Hz]	2.4	2.5	2.4	2.4	2.4	2.3							
Avg. Stride Length [m]	6.0	7.4	7.6	7.3	7.2	7.0							





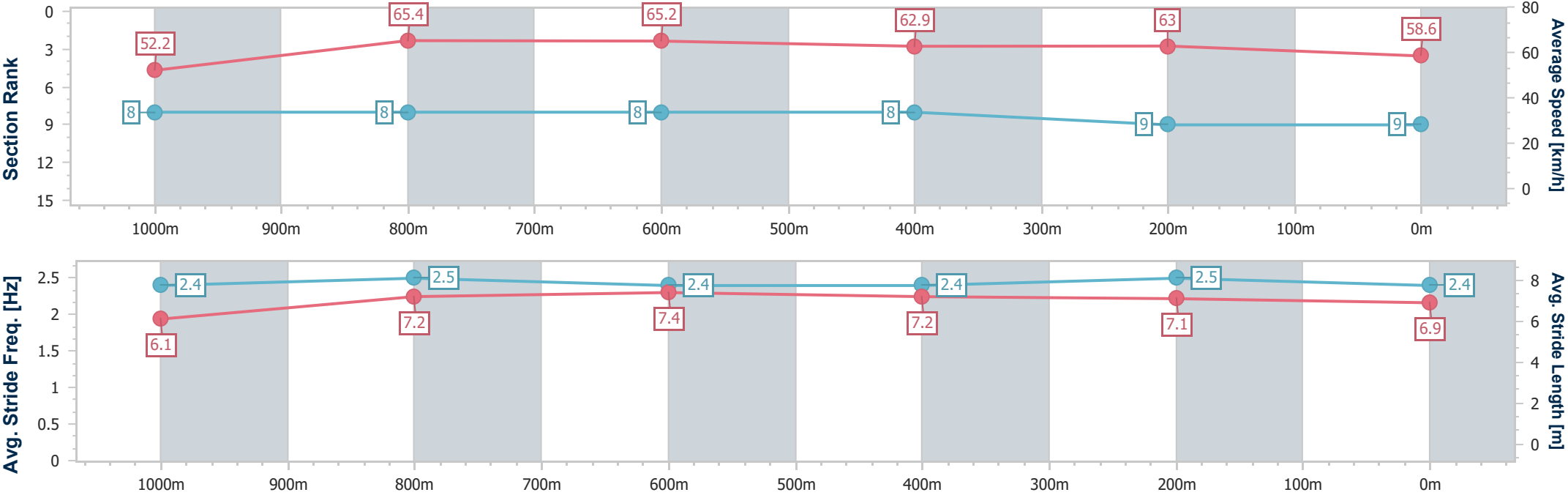
Horse/Jockey Name	Microwave Jenny
Final Rank	9
Fastest Section Time (Section)	0:11.11 (1000m)
Top Speed [km/h] (Section)	66.4 (1000m)
Race State	Finished



MackayProfessional
Race 7: RACING AGAIN FRIDAY 24TH OCTOBER RATINGS
BAND 0 - 55 Handicap - 1200m
15 October 2025 - 16:39
Track Rating: Good 4, Weather: Fine, Rail Position: True



Section	Overall	1000m	800m	600m	400m	200m							
Section Times	1:11.43 [9] (0:13.95)	0:57.48 [8] (0:11.11)	0:46.37 [8] (0:11.12)	0:35.25 [8] (0:11.46)	0:23.79 [8] (0:11.49)	0:12.30 [9] (0:12.30)							
Average Speed [km/h]	52.2	65.4	65.2	62.9	63.0	58.6							
Top Speed [km/h]	64.9	66.4	66.3	63.8	64.3	61.7							
Avg. Dist. to Rail [m]	8.0	3.6	1.8	0.5	3.2	5.1							
Avg. Stride Freq. [Hz]	2.4	2.5	2.4	2.4	2.5	2.4							
Avg. Stride Length [m]	6.1	7.2	7.4	7.2	7.1	6.9							





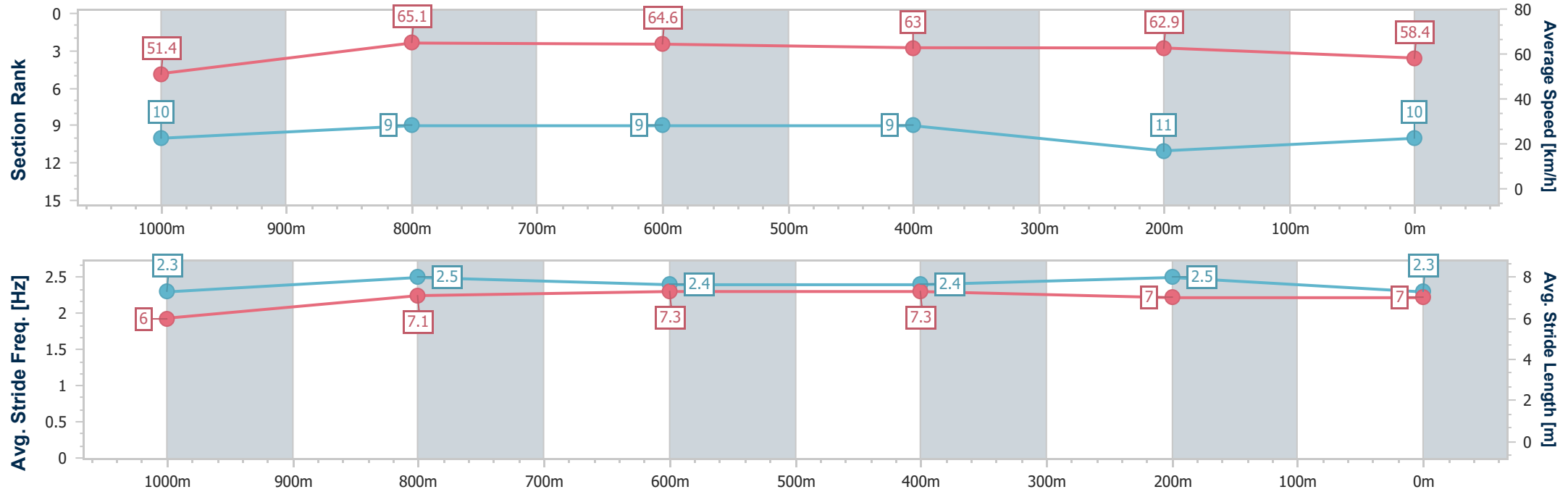
Horse/Jockey Name	Mattei
Final Rank	10
Fastest Section Time (Section)	0:11.08 (1000m)
Top Speed [km/h] (Section)	66.1 (800m)
Race State	Finished



MackayProfessional
Race 7: RACING AGAIN FRIDAY 24TH OCTOBER RATINGS
BAND 0 - 55 Handicap - 1200m
15 October 2025 - 16:39
Track Rating: Good 4, Weather: Fine, Rail Position: True



Section	Overall	1000m	800m	600m	400m	200m								
Section Times	1:11.60 [10] (0:14.14)	0:57.46 [10] (0:11.08)	0:46.38 [9] (0:11.13)	0:35.25 [9] (0:11.47)	0:23.78 [9] (0:11.43)	0:12.35 [11] (0:12.35)								
Average Speed [km/h]	51.4	65.1	64.6	63.0	62.9	58.4								
Top Speed [km/h]	65.8	66.0	66.1	63.6	63.7	61.8								
Avg. Dist. to Rail [m]	4.3	1.0	0.6	0.4	1.3	2.8								
Avg. Stride Freq. [Hz]	2.3	2.5	2.4	2.4	2.5	2.3								
Avg. Stride Length [m]	6.0	7.1	7.3	7.3	7.0	7.0								



[] Ranking at each section and finish
-.-.- No data available at this section
NA No data available



Horse/Jockey Name	Lulo Rose
Final Rank	11
Fastest Section Time (Section)	0:10.64 (1000m)
Top Speed [km/h] (Section)	67.8 (1000m)
Race State	Finished



MackayProfessional
Race 7: RACING AGAIN FRIDAY 24TH OCTOBER RATINGS
BAND 0 - 55 Handicap - 1200m
15 October 2025 - 16:39
Track Rating: Good 4, Weather: Fine, Rail Position: True



Section	Overall	1000m	800m	600m	400m	200m								
Section Times	1:11.92 [11] (0:13.29)	0:58.63 [1] (0:10.64)	0:47.99 [1] (0:11.03)	0:36.96 [1] (0:11.91)	0:25.05 [1] (0:11.99)	0:13.06 [4] (0:13.06)								
Average Speed [km/h]	54.3	67.7	66.1	62.8	60.3	55.0								
Top Speed [km/h]	66.5	67.8	67.1	63.7	62.3	60.4								
Avg. Dist. to Rail [m]	2.0	0.8	3.5	4.9	1.6	4.4								
Avg. Stride Freq. [Hz]	2.4	2.5	2.5	2.5	2.5	2.4								
Avg. Stride Length [m]	6.2	6.6	6.9	6.4	6.5	6.4								

