



GattonProfessional

Race 1: BARRIER REEF POOLS Maiden Plate - 860m

16 October 2025 - 12:57



LOCKYER VALLEY
TURF CLUB

Track Rating: Good 4, Weather: Fine, Rail Position: True

Section						Overall	800m	600m	400m	200m	Last 600m			
Field Times						0:49.44 (0:05.78)	0:43.66 (0:10.51)	0:33.15 (0:10.80)	0:22.35 (0:11.00)	0:11.35 (0:11.35)	0:33.15			
Rank	TAB	Horse/Jockey	Barrier	Top Speed [km/h]	Fastest Section							Margin	Distance Travelled [m]	
1	4	DIAMANTINA ROSE	4	71.4	0:05.89	0:49.44 [1]	0:43.55 [2]	0:33.15 [1]	0:22.35 [1]	0:11.35 [1]	0:49.44	0:33.15		
		Kenji Yoshida		800m	Overall	(0:05.89)	(0:10.40)	(0:10.80)	(0:11.00)	(0:11.35)				
2	5	HASANA	2	69.6	0:05.78	0:50.13 [2]	0:44.35 [1]	0:33.57 [2]	0:22.51 [2]	0:11.51 [2]	4.03L	0:33.57 +1		
		Mark Du Plessis		600m	Overall	(0:05.78)	(0:10.78)	(0:11.06)	(0:11.00)	(0:11.51)				
3	9	I'LLTELLYOUAFTER	6	71.3	0:06.07	0:50.18 [3]	0:44.11 [6]	0:33.33 [3]	0:22.43 [3]	0:11.45 [3]	4.34L	0:33.33 +4		
		Amelia Heinrich		600m	Overall	(0:06.07)	(0:10.78)	(0:10.90)	(0:10.98)	(0:11.45)				
4	1	BOLD LOUIE	5	68.1	0:06.06	0:50.60 [4]	0:44.54 [5]	0:33.62 [4]	0:22.70 [5]	0:11.59 [5]	6.79L	0:33.62 +1		
		Leah Martyn		600m	Overall	(0:06.06)	(0:10.92)	(0:10.92)	(0:11.11)	(0:11.59)				
5	6	LADY ENCRYPTEAU	7	68.2	0:06.02	0:50.89 [5]	0:44.87 [4]	0:33.91 [6]	0:22.92 [6]	0:11.75 [6]	8.51L	0:33.91 +2		
		Sarah Robbins		800m	Overall	(0:06.02)	(0:10.96)	(0:10.99)	(0:11.17)	(0:11.75)				
6	2	CASUAL MAN	3	67.8	0:05.99	0:51.20 [6]	0:45.21 [3]	0:34.22 [4]	0:23.43 [4]	0:12.21 [4]	10.34L	0:34.22 -8		
		Jai Williams		600m	Overall	(0:05.99)	(0:10.99)	(0:10.79)	(0:11.22)	(0:12.21)				
7	3	PRIVET	8	72.1	0:06.43	0:51.41 [7]	0:44.98 [8]	0:33.60 [8]	0:22.25 [8]	0:11.18 [8]	11.59L	0:33.60 +2		
		Bailie Baker		200m	Overall	(0:06.43)	(0:11.38)	(0:11.35)	(0:11.07)	(0:11.18)				
8	8	NO TUCKER	1	67.6	0:06.33	0:51.70 [8]	0:45.37 [7]	0:34.09 [7]	0:22.75 [7]	0:11.55 [7]	13.27L	0:34.09 -3		
		Hannah Richardson		200m	Overall	(0:06.33)	(0:11.28)	(0:11.34)	(0:11.20)	(0:11.55)				

Scratched: Made In Scone (#7)



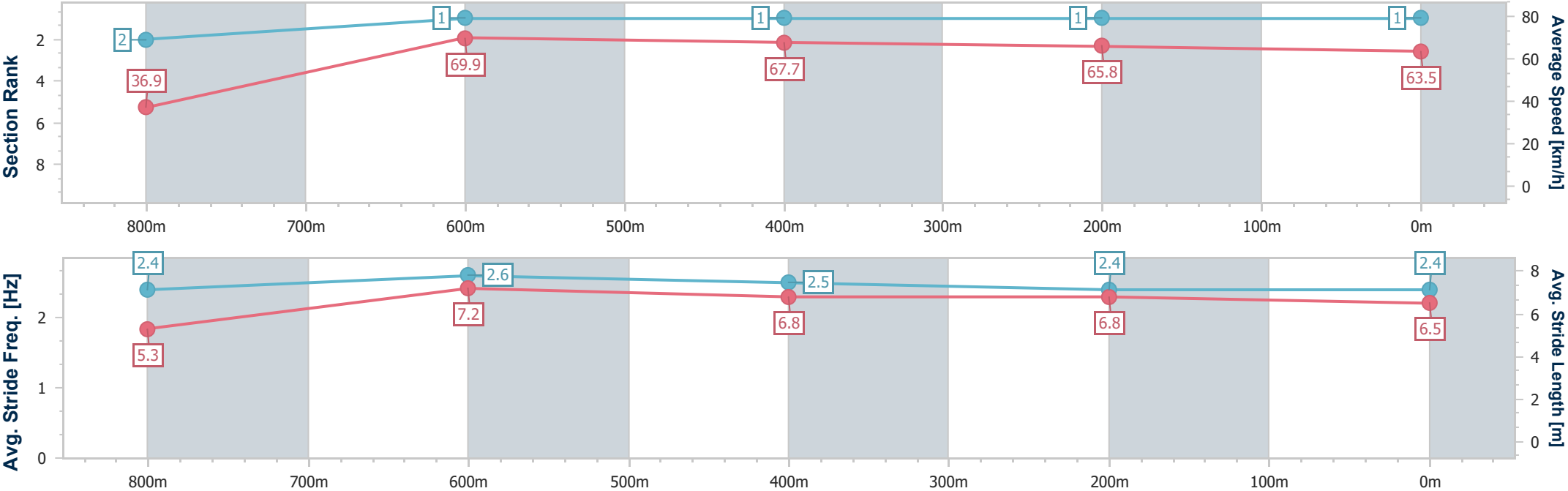
Horse/Jockey Name	Diamantina Rose
Final Rank	1
Fastest Section Time (Section)	0:05.89 (Overall)
Top Speed [km/h] (Section)	71.4 (800m)
Race State	Finished



GattonProfessional
Race 1: BARRIER REEF POOLS Maiden Plate - 860m
16 October 2025 - 12:57
Track Rating: Good 4, Weather: Fine, Rail Position: True



Section	Overall	800m	600m	400m	200m										
Section Times	0:49.44 [1] (0:05.89)	0:43.55 [2] (0:10.40)	0:33.15 [1] (0:10.80)	0:22.35 [1] (0:11.00)	0:11.35 [1] (0:11.35)										
Average Speed [km/h]	36.9	69.9	67.7	65.8	63.5										
Top Speed [km/h]	64.2	71.4	70.6	66.8	66.3										
Avg. Dist. to Rail [m]	8.4	2.7	2.7	3.4	3.5										
Avg. Stride Freq. [Hz]	2.4	2.6	2.5	2.4	2.4										
Avg. Stride Length [m]	5.3	7.2	6.8	6.8	6.5										





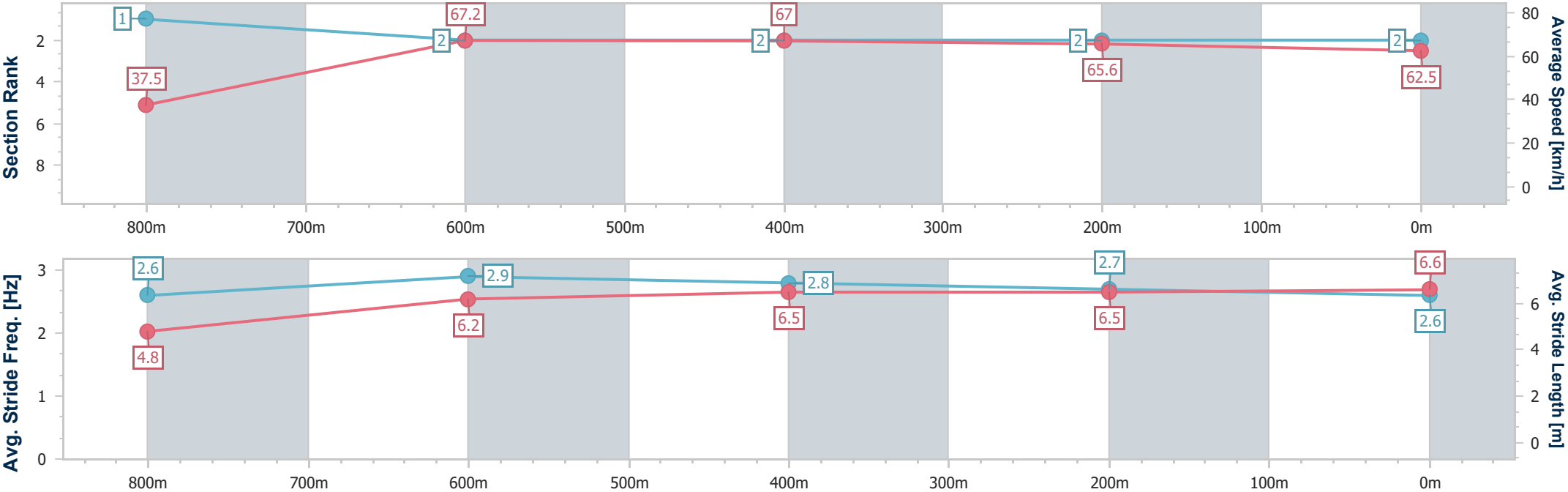
Horse/Jockey Name	Hasana
Final Rank	2
Fastest Section Time (Section)	0:05.78 (Overall)
Top Speed [km/h] (Section)	69.6 (600m)
Race State	Finished



GattonProfessional
Race 1: BARRIER REEF POOLS Maiden Plate - 860m
16 October 2025 - 12:57
Track Rating: Good 4, Weather: Fine, Rail Position: True



Section	Overall	800m	600m	400m	200m										
Section Times	0:50.13 [2] (0:05.78)	0:44.35 [1] (0:10.78)	0:33.57 [2] (0:11.06)	0:22.51 [2] (0:11.00)	0:11.51 [2] (0:11.51)										
Average Speed [km/h]	37.5	67.2	67.0	65.6	62.5										
Top Speed [km/h]	62.3	69.6	69.6	66.8	64.2										
Avg. Dist. to Rail [m]	5.0	2.7	4.2	2.0	2.0										
Avg. Stride Freq. [Hz]	2.6	2.9	2.8	2.7	2.6										
Avg. Stride Length [m]	4.8	6.2	6.5	6.5	6.6										





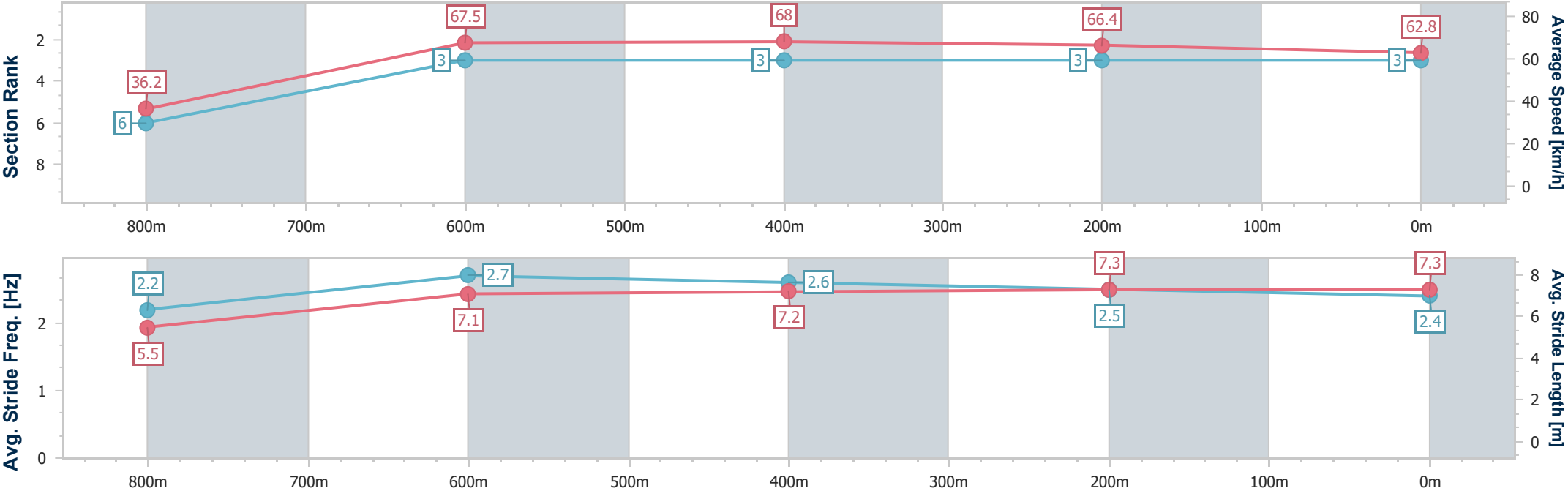
Horse/Jockey Name	I'lltellyouafter
Final Rank	3
Fastest Section Time (Section)	0:06.07 (Overall)
Top Speed [km/h] (Section)	71.3 (600m)
Race State	Finished



GattonProfessional
Race 1: BARRIER REEF POOLS Maiden Plate - 860m
16 October 2025 - 12:57
Track Rating: Good 4, Weather: Fine, Rail Position: True



Section	Overall	800m	600m	400m	200m															
Section Times	0:50.18 [3] (0:06.07)	0:44.11 [6] (0:10.78)	0:33.33 [3] (0:10.90)	0:22.43 [3] (0:10.98)	0:11.45 [3] (0:11.45)															
Average Speed [km/h]	36.2	67.5	68.0	66.4	62.8															
Top Speed [km/h]	61.8	70.6	71.3	67.5	65.2															
Avg. Dist. to Rail [m]	10.7	4.9	4.4	5.3	5.5															
Avg. Stride Freq. [Hz]	2.2	2.7	2.6	2.5	2.4															
Avg. Stride Length [m]	5.5	7.1	7.2	7.3	7.3															





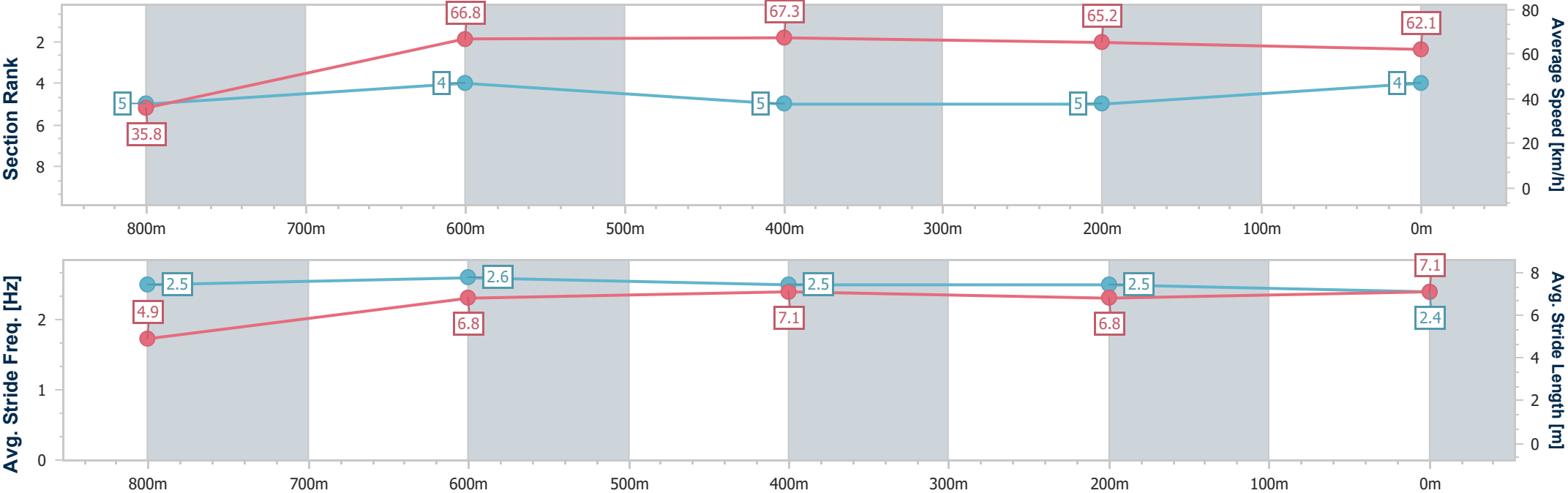
Horse/Jockey Name	Bold Louie
Final Rank	4
Fastest Section Time (Section)	0:06.06 (Overall)
Top Speed [km/h] (Section)	68.1 (600m)
Race State	Finished



GattonProfessional
Race 1: BARRIER REEF POOLS Maiden Plate - 860m
16 October 2025 - 12:57
Track Rating: Good 4, Weather: Fine, Rail Position: True



Section	Overall	800m	600m	400m	200m														
Section Times	0:50.60 [4] (0:06.06)	0:44.54 [5] (0:10.92)	0:33.62 [4] (0:10.92)	0:22.70 [5] (0:11.11)	0:11.59 [5] (0:11.59)														
Average Speed [km/h]	35.8	66.8	67.3	65.2	62.1														
Top Speed [km/h]	60.6	68.0	68.1	67.1	64.3														
Avg. Dist. to Rail [m]	9.7	4.4	3.5	3.6	7.3														
Avg. Stride Freq. [Hz]	2.5	2.6	2.5	2.5	2.4														
Avg. Stride Length [m]	4.9	6.8	7.1	6.8	7.1														





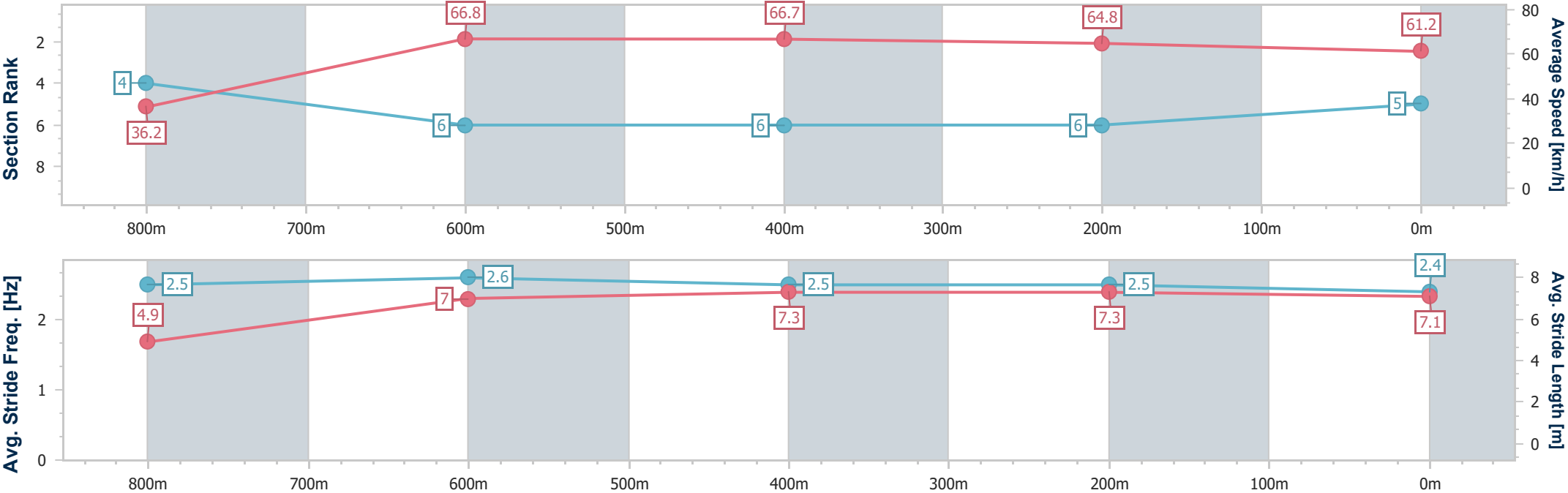
Horse/Jockey Name	Lady Encrypteau
Final Rank	5
Fastest Section Time (Section)	0:06.02 (Overall)
Top Speed [km/h] (Section)	68.2 (800m)
Race State	Finished



GattonProfessional
Race 1: BARRIER REEF POOLS Maiden Plate - 860m
16 October 2025 - 12:57
Track Rating: Good 4, Weather: Fine, Rail Position: True



Section	Overall	800m	600m	400m	200m										
Section Times	0:50.89 [5] (0:06.02)	0:44.87 [4] (0:10.96)	0:33.91 [6] (0:10.99)	0:22.92 [6] (0:11.17)	0:11.75 [6] (0:11.75)										
Average Speed [km/h]	36.2	66.8	66.7	64.8	61.2										
Top Speed [km/h]	60.8	68.2	68.0	66.2	64.2										
Avg. Dist. to Rail [m]	11.7	5.7	3.1	4.3	6.3										
Avg. Stride Freq. [Hz]	2.5	2.6	2.5	2.5	2.4										
Avg. Stride Length [m]	4.9	7.0	7.3	7.3	7.1										





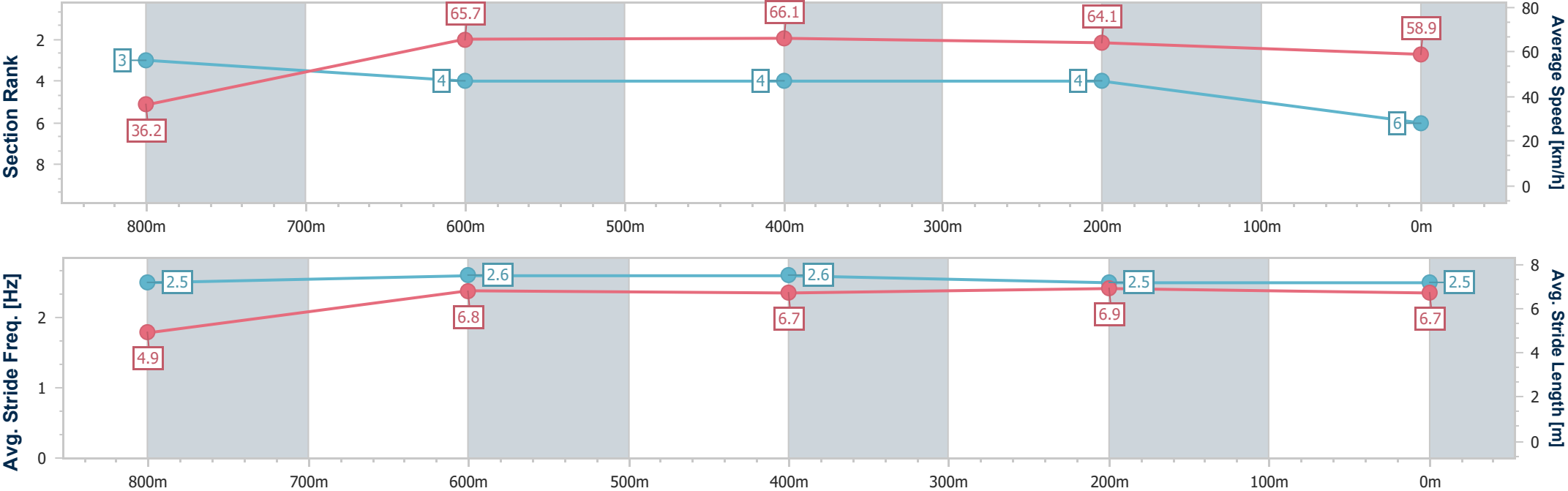
Horse/Jockey Name	Casual Man
Final Rank	6
Fastest Section Time (Section)	0:05.99 (Overall)
Top Speed [km/h] (Section)	67.8 (600m)
Race State	Finished



GattonProfessional
Race 1: BARRIER REEF POOLS Maiden Plate - 860m
16 October 2025 - 12:57
Track Rating: Good 4, Weather: Fine, Rail Position: True



Section	Overall	800m	600m	400m	200m															
Section Times	0:51.20 [6] (0:05.99)	0:45.21 [3] (0:10.99)	0:34.22 [4] (0:10.79)	0:23.43 [4] (0:11.22)	0:12.21 [4] (0:12.21)															
Average Speed [km/h]	36.2	65.7	66.1	64.1	58.9															
Top Speed [km/h]	61.1	67.6	67.8	66.5	63.7															
Avg. Dist. to Rail [m]	5.8	1.7	1.2	0.9	1.4															
Avg. Stride Freq. [Hz]	2.5	2.6	2.6	2.5	2.5															
Avg. Stride Length [m]	4.9	6.8	6.7	6.9	6.7															





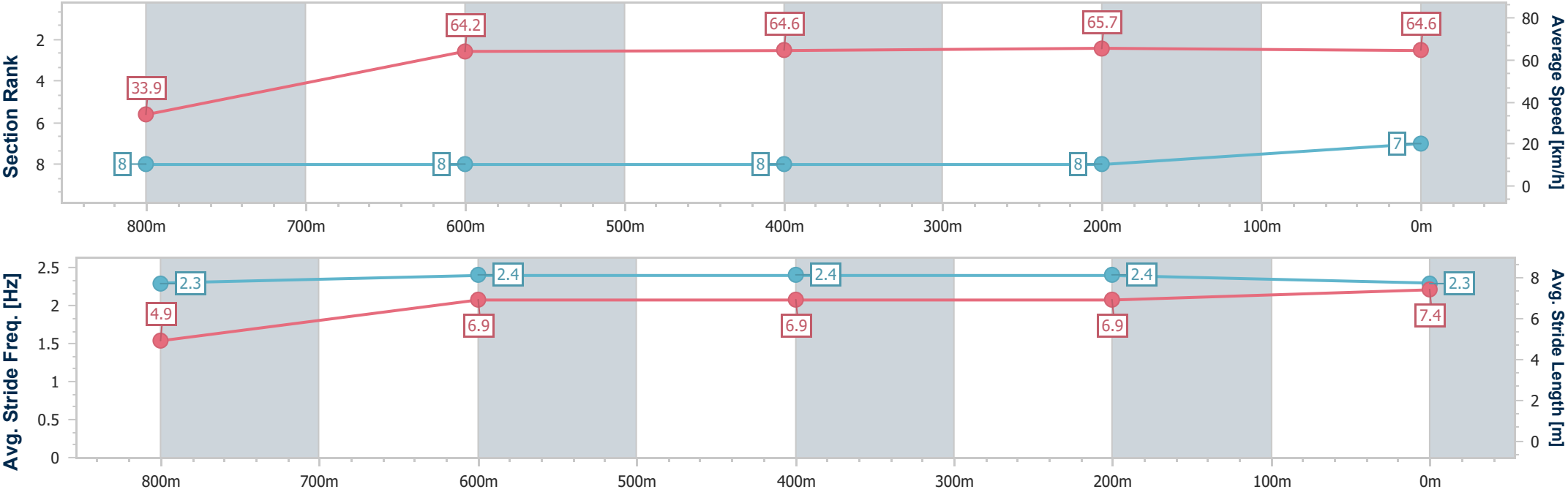
Horse/Jockey Name	Privet
Final Rank	7
Fastest Section Time (Section)	0:06.43 (Overall)
Top Speed [km/h] (Section)	72.1 (200m)
Race State	Finished



GattonProfessional
Race 1: BARRIER REEF POOLS Maiden Plate - 860m
16 October 2025 - 12:57
Track Rating: Good 4, Weather: Fine, Rail Position: True



Section	Overall	800m	600m	400m	200m										
Section Times	0:51.41 [7] (0:06.43)	0:44.98 [8] (0:11.38)	0:33.60 [8] (0:11.35)	0:22.25 [8] (0:11.07)	0:11.18 [8] (0:11.18)										
Average Speed [km/h]	33.9	64.2	64.6	65.7	64.6										
Top Speed [km/h]	57.9	66.9	66.8	66.6	72.1										
Avg. Dist. to Rail [m]	13.0	4.6	3.5	4.8	7.1										
Avg. Stride Freq. [Hz]	2.3	2.4	2.4	2.4	2.3										
Avg. Stride Length [m]	4.9	6.9	6.9	6.9	7.4										





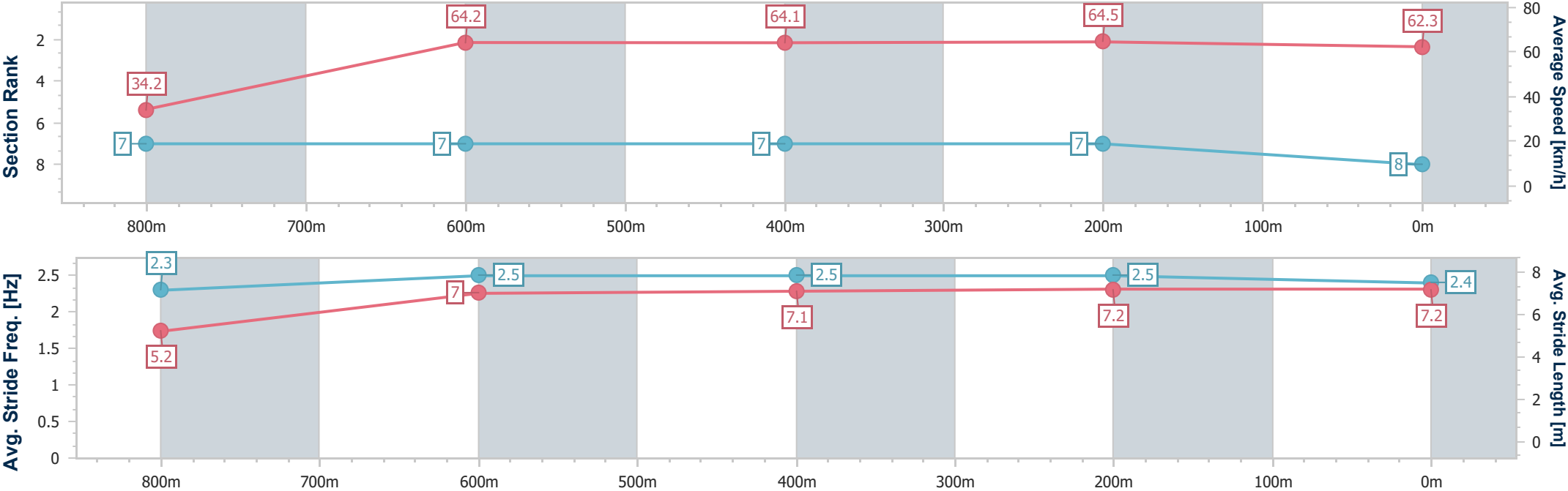
Horse/Jockey Name	No Tucker
Final Rank	8
Fastest Section Time (Section)	0:06.33 (Overall)
Top Speed [km/h] (Section)	67.6 (200m)
Race State	Finished



GattonProfessional
Race 1: BARRIER REEF POOLS Maiden Plate - 860m
16 October 2025 - 12:57
Track Rating: Good 4, Weather: Fine, Rail Position: True



Section	Overall	800m	600m	400m	200m														
Section Times	0:51.70 [8] (0:06.33)	0:45.37 [7] (0:11.28)	0:34.09 [7] (0:11.34)	0:22.75 [7] (0:11.20)	0:11.55 [7] (0:11.55)														
Average Speed [km/h]	34.2	64.2	64.1	64.5	62.3														
Top Speed [km/h]	58.8	66.5	66.5	65.5	67.6														
Avg. Dist. to Rail [m]	4.1	1.9	1.9	2.2	2.7														
Avg. Stride Freq. [Hz]	2.3	2.5	2.5	2.5	2.4														
Avg. Stride Length [m]	5.2	7.0	7.1	7.2	7.2														





GattonProfessional

Race 2: LADBROKES BIG BETS BENCHMARK 60 Handicap - 860m

16 October 2025 - 13:34



LOCKYER VALLEY
TURF CLUB

Track Rating: Good 4, Weather: Fine, Rail Position: True

Section						Overall	800m	600m	400m	200m	Last 600m		
Field Times						0:49.49 (0:05.84)	0:43.65 (0:10.88)	0:32.77 (0:10.72)	0:22.05 (0:10.79)	0:11.26 (0:11.26)	0:32.77		
Rank	TAB	Horse/Jockey	Barrier	Top Speed [km/h]	Fastest Section						Margin		Distance Travelled [m]
1	7	DAWYN'S CHOICE	4	68.3	0:05.84	0:49.49 [1]	0:43.65 [1]	0:32.77 [1]	0:22.05 [1]	0:11.26 [1]	0:49.49	0:32.77	
		Jai Williams		400m	Overall	(0:05.84)	(0:10.88)	(0:10.72)	(0:10.79)	(0:11.26)			
2	3	LEVAR	2	70.8	0:06.21	0:49.67 [2]	0:43.46 [7]	0:32.64 [6]	0:21.91 [4]	0:11.22 [4]	1.07L	0:32.64	+3
		Reece O'Connell		800m	Overall	(0:06.21)	(0:10.82)	(0:10.73)	(0:10.69)	(0:11.22)			
3	1	MR ENCORE	1	70.4	0:05.97	0:49.74 [3]	0:43.77 [2]	0:32.98 [2]	0:22.24 [2]	0:11.39 [2]	1.47L	0:32.98	+2
		Corey Sutherland		800m	Overall	(0:05.97)	(0:10.79)	(0:10.74)	(0:10.85)	(0:11.39)			
4	5	BLERIOT	3	69.9	0:06.02	0:49.92 [4]	0:43.90 [3]	0:33.08 [3]	0:22.41 [3]	0:11.53 [3]	2.5L	0:33.08	+1
		Sarah Robbins		800m	Overall	(0:06.02)	(0:10.82)	(0:10.67)	(0:10.88)	(0:11.53)			
5	4	COINCIDE	8	69.1	0:06.15	0:50.00 [5]	0:43.85 [6]	0:32.82 [7]	0:21.96 [6]	0:11.17 [5]	2.97L	0:32.82	+6
		Matthew Palmer		400m	Overall	(0:06.15)	(0:11.03)	(0:10.86)	(0:10.79)	(0:11.17)			
6	8	LEICA PHERRARI	7	69.8	0:06.06	0:50.08 [6]	0:44.02 [4]	0:33.17 [5]	0:21.98 [7]	0:11.10 [7]	3.45L	0:33.17	+11
		Corey Bayliss		800m	Overall	(0:06.06)	(0:10.85)	(0:11.19)	(0:10.88)	(0:11.10)			
7	6	BEITSOO	6	68.7	0:06.37	0:50.36 [7]	0:43.99 [8]	0:32.90 [8]	0:22.02 [8]	0:11.24 [8]	5.12L	0:32.90	+5
		Brandon Lerena		400m	Overall	(0:06.37)	(0:11.09)	(0:10.88)	(0:10.78)	(0:11.24)			
8	2	BOLD TEE	5	70.2	0:06.08	0:50.68 [8]	0:44.60 [5]	0:33.78 [4]	0:22.86 [5]	0:11.79 [6]	6.99L	0:33.78	+8
		Ryan Wiggins		600m	Overall	(0:06.08)	(0:10.82)	(0:10.92)	(0:11.07)	(0:11.79)			



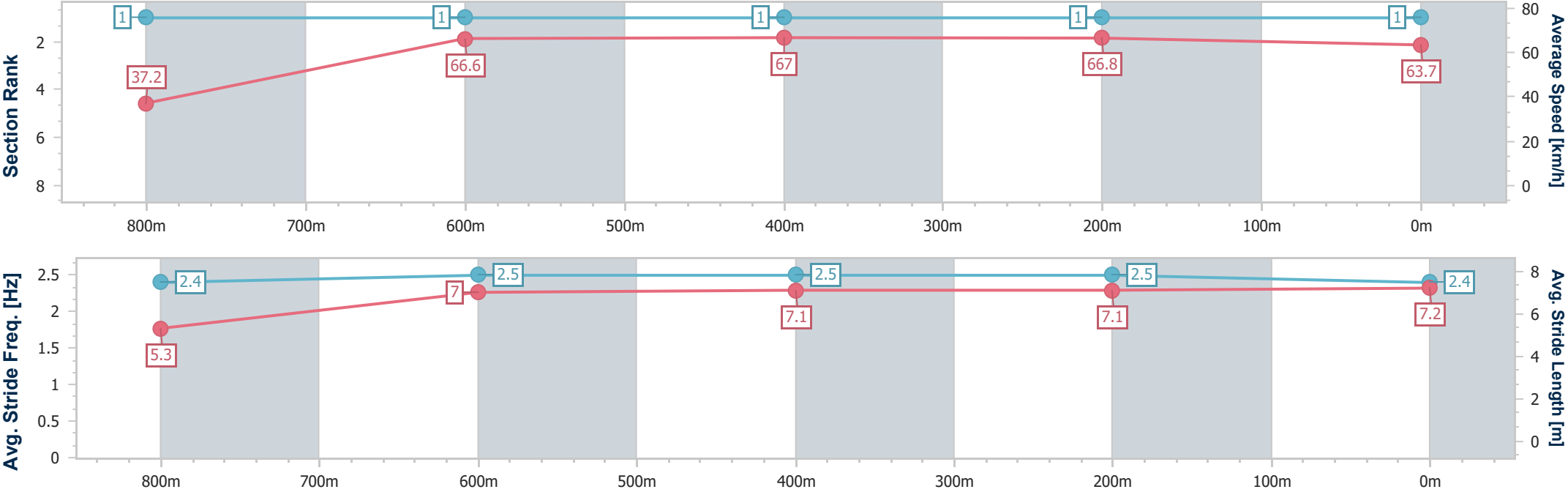
Horse/Jockey Name	Dawyn's Choice
Final Rank	1
Fastest Section Time (Section)	0:05.84 (Overall)
Top Speed [km/h] (Section)	68.3 (400m)
Race State	Finished



GattonProfessional
Race 2: LADBROKES BIG BETS BENCHMARK 60 Handicap - 860m
16 October 2025 - 13:34
Track Rating: Good 4, Weather: Fine, Rail Position: True



Section	Overall	800m	600m	400m	200m										
Section Times	0:49.49 [1] (0:05.84)	0:43.65 [1] (0:10.88)	0:32.77 [1] (0:10.72)	0:22.05 [1] (0:10.79)	0:11.26 [1] (0:11.26)										
Average Speed [km/h]	37.2	66.6	67.0	66.8	63.7										
Top Speed [km/h]	62.5	68.1	68.1	68.3	66.2										
Avg. Dist. to Rail [m]	7.5	1.7	0.6	0.5	1.0										
Avg. Stride Freq. [Hz]	2.4	2.5	2.5	2.5	2.4										
Avg. Stride Length [m]	5.3	7.0	7.1	7.1	7.2										





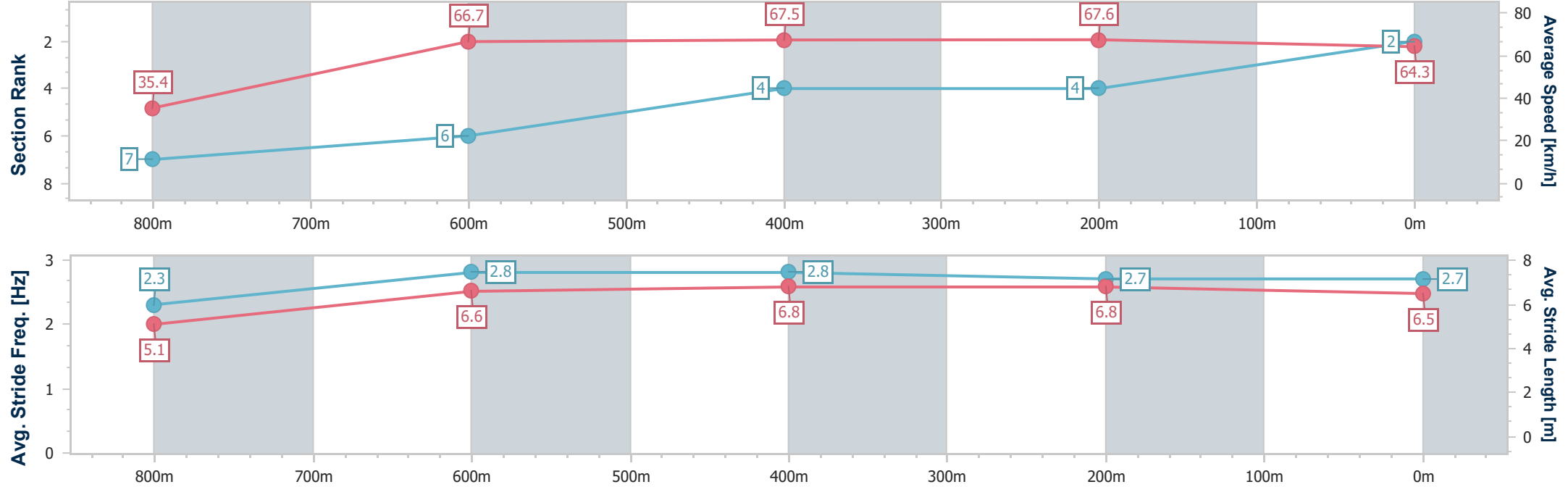
Horse/Jockey Name	Levar
Final Rank	2
Fastest Section Time (Section)	0:06.21 (Overall)
Top Speed [km/h] (Section)	70.8 (800m)
Race State	Finished



GattonProfessional
Race 2: LADBROKES BIG BETS BENCHMARK 60 Handicap - 860m
16 October 2025 - 13:34
Track Rating: Good 4, Weather: Fine, Rail Position: True



Section	Overall	800m	600m	400m	200m														
Section Times	0:49.67 [2] (0:06.21)	0:43.46 [7] (0:10.82)	0:32.64 [6] (0:10.73)	0:21.91 [4] (0:10.69)	0:11.22 [4] (0:11.22)														
Average Speed [km/h]	35.4	66.7	67.5	67.6	64.3														
Top Speed [km/h]	62.2	70.8	70.4	68.8	66.3														
Avg. Dist. to Rail [m]	5.5	1.3	1.3	2.5	2.2														
Avg. Stride Freq. [Hz]	2.3	2.8	2.8	2.7	2.7														
Avg. Stride Length [m]	5.1	6.6	6.8	6.8	6.5														





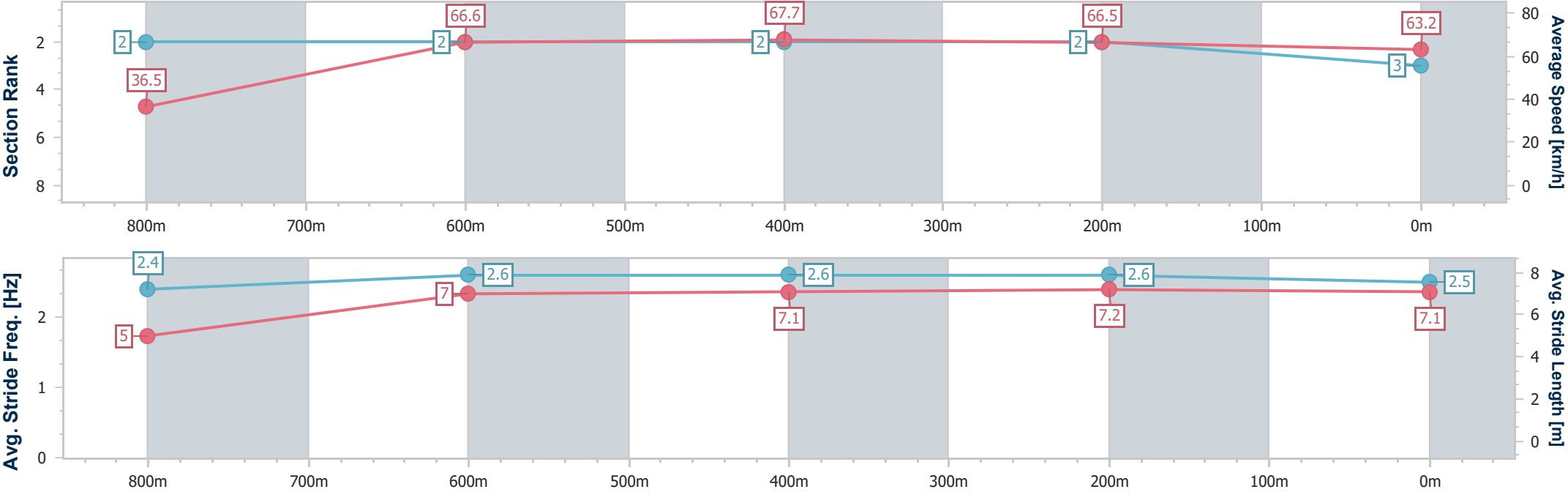
Horse/Jockey Name	Mr Encore
Final Rank	3
Fastest Section Time (Section)	0:05.97 (Overall)
Top Speed [km/h] (Section)	70.4 (800m)
Race State	Finished



GattonProfessional
Race 2: LADBROKES BIG BETS BENCHMARK 60 Handicap - 860m
16 October 2025 - 13:34
Track Rating: Good 4, Weather: Fine, Rail Position: True



Section	Overall	800m	600m	400m	200m														
Section Times	0:49.74 [3] (0:05.97)	0:43.77 [2] (0:10.79)	0:32.98 [2] (0:10.74)	0:22.24 [2] (0:10.85)	0:11.39 [2] (0:11.39)														
Average Speed [km/h]	36.5	66.6	67.7	66.5	63.2														
Top Speed [km/h]	61.3	70.4	70.4	68.3	65.3														
Avg. Dist. to Rail [m]	5.1	1.0	1.4	2.2	6.2														
Avg. Stride Freq. [Hz]	2.4	2.6	2.6	2.6	2.5														
Avg. Stride Length [m]	5.0	7.0	7.1	7.2	7.1														





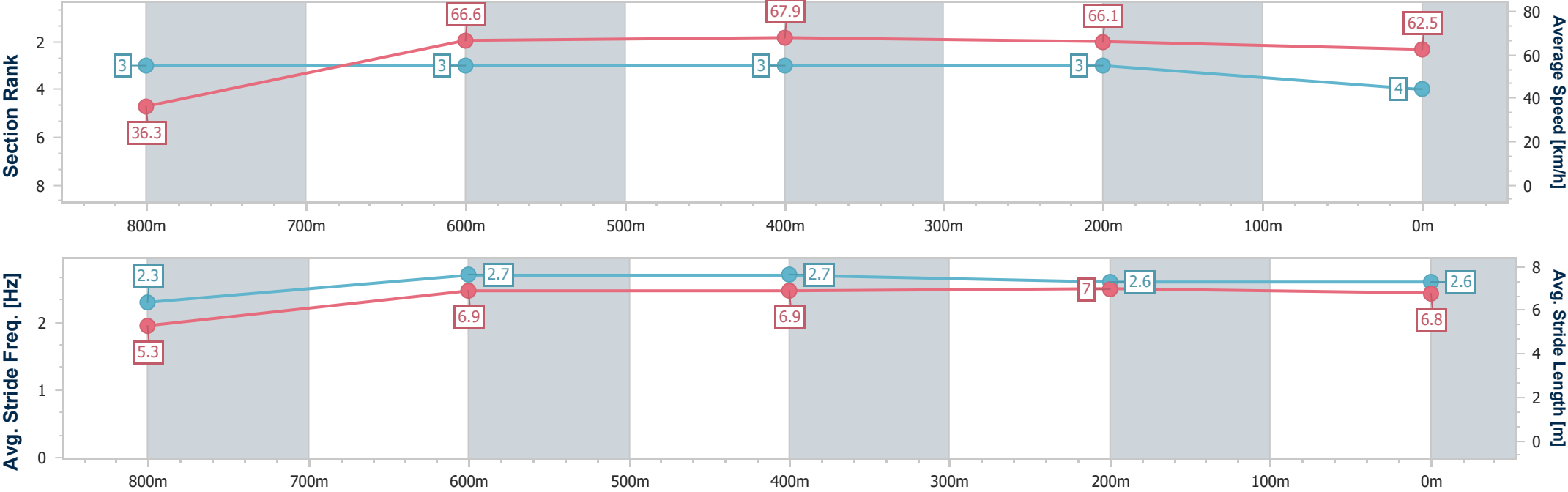
Horse/Jockey Name	Bleriot
Final Rank	4
Fastest Section Time (Section)	0:06.02 (Overall)
Top Speed [km/h] (Section)	69.9 (800m)
Race State	Finished



GattonProfessional
Race 2: LADBROKES BIG BETS BENCHMARK 60 Handicap - 860m
16 October 2025 - 13:34
Track Rating: Good 4, Weather: Fine, Rail Position: True



Section	Overall	800m	600m	400m	200m										
Section Times	0:49.92 [4] (0:06.02)	0:43.90 [3] (0:10.82)	0:33.08 [3] (0:10.67)	0:22.41 [3] (0:10.88)	0:11.53 [3] (0:11.53)										
Average Speed [km/h]	36.3	66.6	67.9	66.1	62.5										
Top Speed [km/h]	60.1	69.9	69.3	67.8	66.5										
Avg. Dist. to Rail [m]	6.4	2.0	0.8	1.9	4.9										
Avg. Stride Freq. [Hz]	2.3	2.7	2.7	2.6	2.6										
Avg. Stride Length [m]	5.3	6.9	6.9	7.0	6.8										





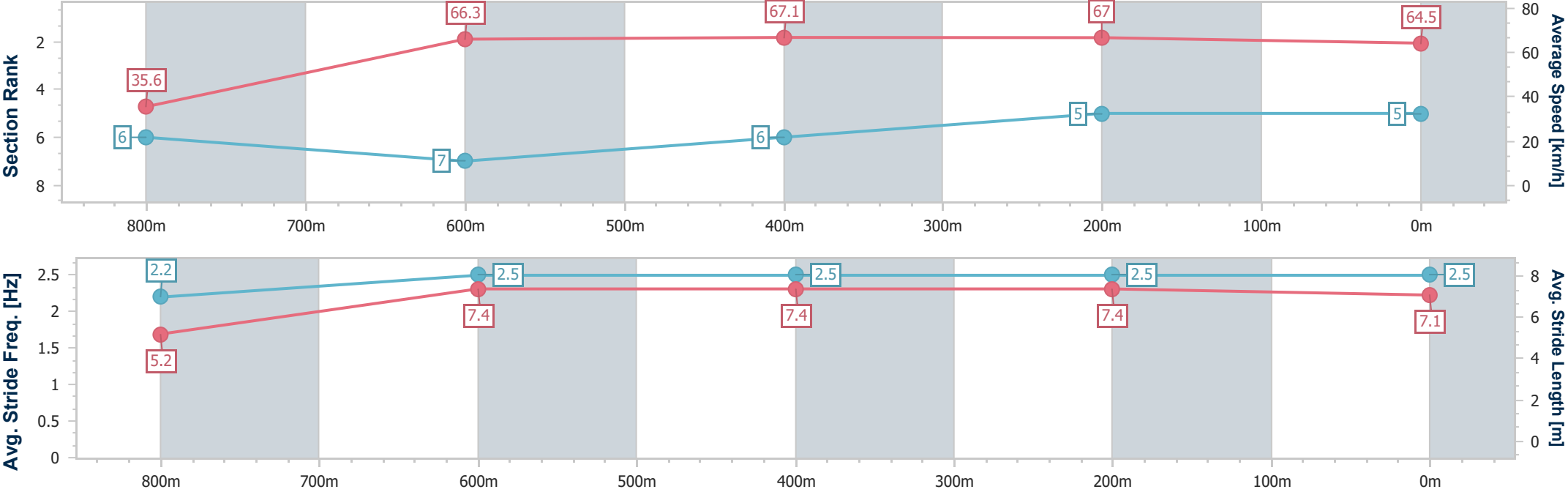
Horse/Jockey Name	Coincide
Final Rank	5
Fastest Section Time (Section)	0:06.15 (Overall)
Top Speed [km/h] (Section)	69.1 (400m)
Race State	Finished



GattonProfessional
Race 2: LADBROKES BIG BETS BENCHMARK 60 Handicap - 860m
16 October 2025 - 13:34
Track Rating: Good 4, Weather: Fine, Rail Position: True



Section	Overall	800m	600m	400m	200m										
Section Times	0:50.00 [5] (0:06.15)	0:43.85 [6] (0:11.03)	0:32.82 [7] (0:10.86)	0:21.96 [6] (0:10.79)	0:11.17 [5] (0:11.17)										
Average Speed [km/h]	35.6	66.3	67.1	67.0	64.5										
Top Speed [km/h]	60.1	68.2	68.7	69.1	66.7										
Avg. Dist. to Rail [m]	12.3	5.6	2.2	2.3	4.9										
Avg. Stride Freq. [Hz]	2.2	2.5	2.5	2.5	2.5										
Avg. Stride Length [m]	5.2	7.4	7.4	7.4	7.1										





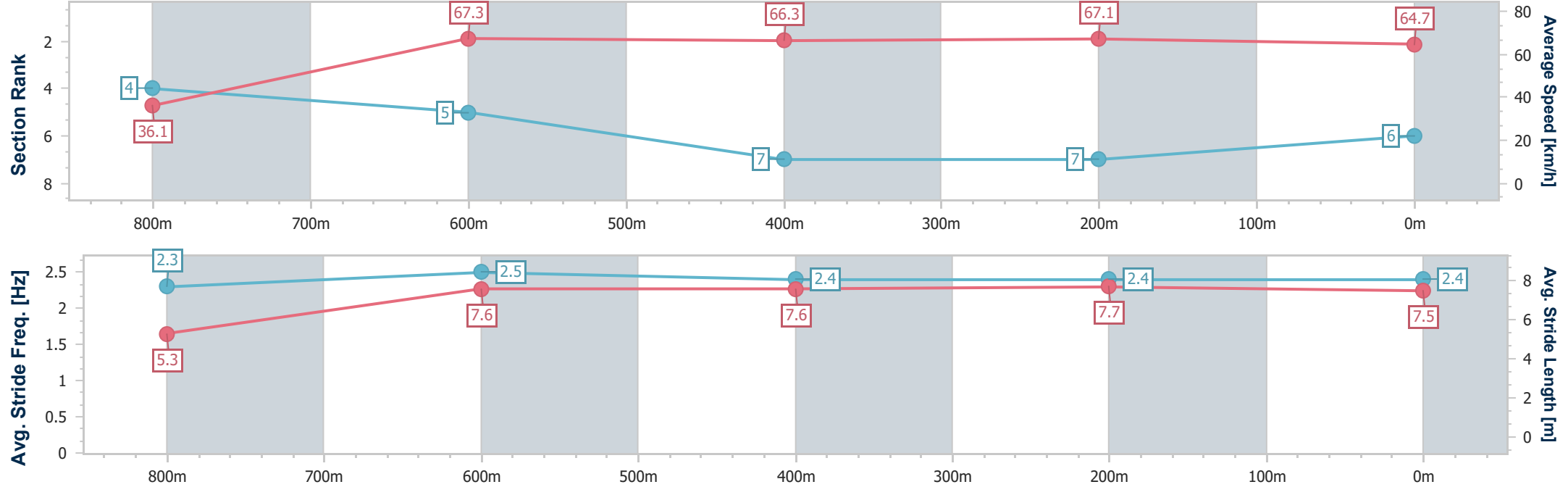
Horse/Jockey Name	Leica Pherrari
Final Rank	6
Fastest Section Time (Section)	0:06.06 (Overall)
Top Speed [km/h] (Section)	69.8 (800m)
Race State	Finished



GattonProfessional
Race 2: LADBROKES BIG BETS BENCHMARK 60 Handicap - 860m
16 October 2025 - 13:34
Track Rating: Good 4, Weather: Fine, Rail Position: True



Section	Overall	800m	600m	400m	200m										
Section Times	0:50.08 [6] (0:06.06)	0:44.02 [4] (0:10.85)	0:33.17 [5] (0:11.19)	0:21.98 [7] (0:10.88)	0:11.10 [7] (0:11.10)										
Average Speed [km/h]	36.1	67.3	66.3	67.1	64.7										
Top Speed [km/h]	60.0	69.8	68.3	68.2	67.2										
Avg. Dist. to Rail [m]	10.9	5.3	5.2	6.5	9.0										
Avg. Stride Freq. [Hz]	2.3	2.5	2.4	2.4	2.4										
Avg. Stride Length [m]	5.3	7.6	7.6	7.7	7.5										





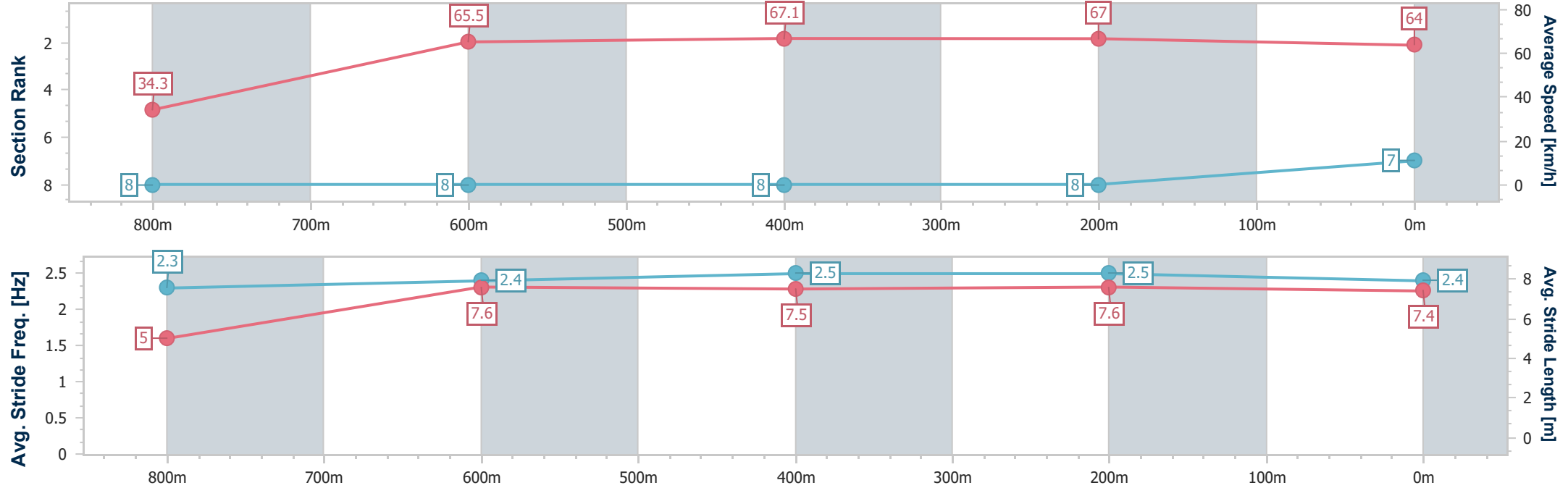
Horse/Jockey Name	Beitsoo
Final Rank	7
Fastest Section Time (Section)	0:06.37 (Overall)
Top Speed [km/h] (Section)	68.7 (400m)
Race State	Finished



GattonProfessional
Race 2: LADBROKES BIG BETS BENCHMARK 60 Handicap - 860m
16 October 2025 - 13:34
Track Rating: Good 4, Weather: Fine, Rail Position: True



Section	Overall	800m	600m	400m	200m														
Section Times	0:50.36 [7] (0:06.37)	0:43.99 [8] (0:11.09)	0:32.90 [8] (0:10.88)	0:22.02 [8] (0:10.78)	0:11.24 [8] (0:11.24)														
Average Speed [km/h]	34.3	65.5	67.1	67.0	64.0														
Top Speed [km/h]	58.5	67.6	68.3	68.7	66.4														
Avg. Dist. to Rail [m]	10.0	3.2	2.6	1.8	3.0														
Avg. Stride Freq. [Hz]	2.3	2.4	2.5	2.5	2.4														
Avg. Stride Length [m]	5.0	7.6	7.5	7.6	7.4														





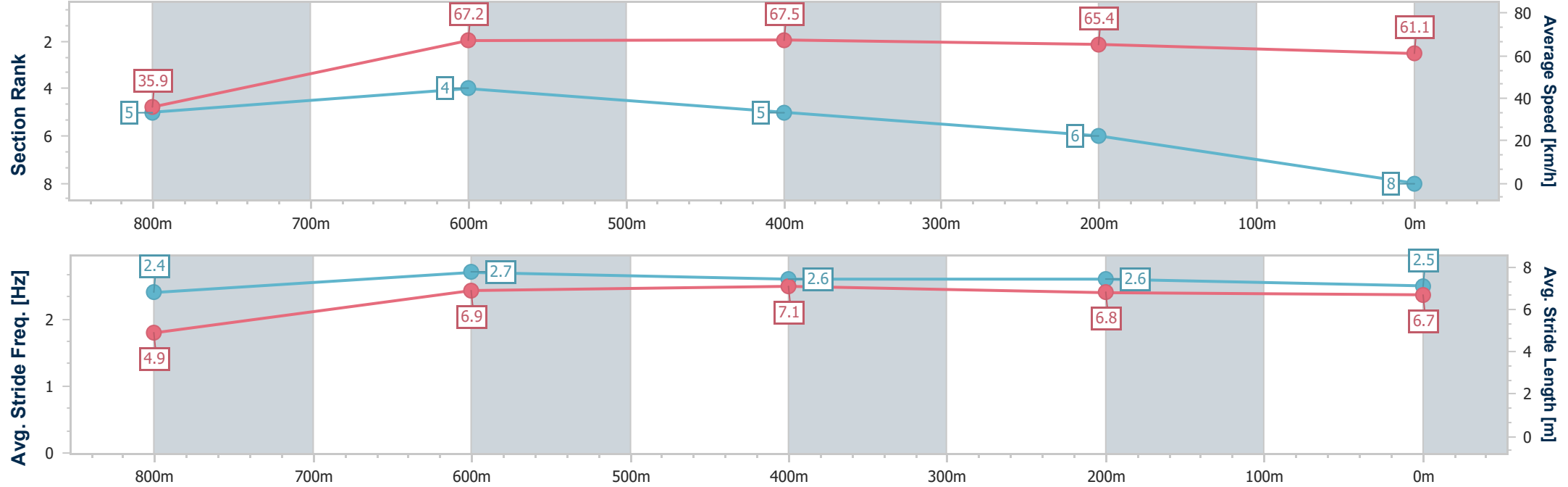
Horse/Jockey Name	Bold Tee
Final Rank	8
Fastest Section Time (Section)	0:06.08 (Overall)
Top Speed [km/h] (Section)	70.2 (600m)
Race State	Finished



GattonProfessional
Race 2: LADBROKES BIG BETS BENCHMARK 60 Handicap - 860m
16 October 2025 - 13:34
Track Rating: Good 4, Weather: Fine, Rail Position: True



Section	Overall	800m	600m	400m	200m														
Section Times	0:50.68 [8] (0:06.08)	0:44.60 [5] (0:10.82)	0:33.78 [4] (0:10.92)	0:22.86 [5] (0:11.07)	0:11.79 [6] (0:11.79)														
Average Speed [km/h]	35.9	67.2	67.5	65.4	61.1														
Top Speed [km/h]	61.4	70.1	70.2	67.4	64.1														
Avg. Dist. to Rail [m]	9.0	4.2	3.5	5.0	6.2														
Avg. Stride Freq. [Hz]	2.4	2.7	2.6	2.6	2.5														
Avg. Stride Length [m]	4.9	6.9	7.1	6.8	6.7														





GattonProfessional

Race 3: LADBROKES RACING EXTRAS IN MULTI Maiden Plate - 1100m

16 October 2025 - 14:13



LOCKYER VALLEY
TURF CLUB

Track Rating: Good 4, Weather: Fine, Rail Position: True

Section						Overall	1000m	800m	600m	400m	200m	Last 600m		
Field Times						1:04.59 (0:08.07)	0:56.52 (0:10.96)	0:45.56 (0:10.78)	0:34.78 (0:11.57)	0:23.21 (0:11.32)	0:11.89 (0:11.89)	0:34.78		
Rank	TAB	Horse/Jockey	Barrier	Top Speed [km/h]	Fastest Section							Margin	Distance Travelled [m]	
1	5	CEEKAY'S CHOICE	10	70.8	0:08.13	1:04.59 [1]	0:56.46 [2]	0:45.56 [1]	0:34.78 [1]	0:23.21 [1]	0:11.89 [1]	1:04.59	0:34.78	
		Les Tilley		800m	Overall	(0:08.13)	(0:10.90)	(0:10.78)	(0:11.57)	(0:11.32)	(0:11.89)			
2	10	WORLDY SPIRIT	12	69.2	0:08.98	1:04.84 [2]	0:55.86 [12]	0:44.89 [11]	0:33.92 [11]	0:22.43 [11]	0:11.34 [6]	1.45L	0:33.92	+3
		Corey Bayliss		1000m	Overall	(0:08.98)	(0:10.97)	(0:10.97)	(0:11.49)	(0:11.09)	(0:11.34)			
3	8	UPSTART LOVER	6	70.0	0:08.75	1:04.85 [3]	0:56.10 [10]	0:45.30 [9]	0:34.50 [8]	0:22.89 [8]	0:11.55 [3]	1.52L	0:34.50	+0
		Nozi Tomizawa		1000m	Overall	(0:08.75)	(0:10.80)	(0:10.80)	(0:11.61)	(0:11.34)	(0:11.55)			
4	7	OUTDOOR CAT	5	67.6	0:08.65	1:05.19 [4]	0:56.54 [9]	0:45.55 [10]	0:34.44 [10]	0:22.83 [10]	0:11.52 [9]	3.52L	0:34.44	+2
		Jai Williams		1000m	Overall	(0:08.65)	(0:10.99)	(0:11.11)	(0:11.61)	(0:11.31)	(0:11.52)			
5	4	YONAKA	1	68.2	0:08.26	1:05.56 [5]	0:57.30 [7]	0:46.26 [6]	0:35.38 [6]	0:23.62 [6]	0:11.95 [7]	5.71L	0:35.38	+0
		Nathan Thomas		800m	Overall	(0:08.26)	(0:11.04)	(0:10.88)	(0:11.76)	(0:11.67)	(0:11.95)			
6	6	LULU A NATURAL	2	67.6	0:08.07	1:05.59 [6]	0:57.52 [1]	0:46.47 [2]	0:35.51 [4]	0:23.99 [3]	0:12.26 [4]	5.84L	0:35.51	-1
		Luke Dempsey		800m	Overall	(0:08.07)	(0:11.05)	(0:10.96)	(0:11.52)	(0:11.73)	(0:12.26)			
7	12	PFEIFFER'S KISS	9	69.1	0:08.20	1:05.62 [7]	0:57.42 [5]	0:46.41 [4]	0:35.73 [2]	0:23.97 [4]	0:12.20 [5]	6.04L	0:35.73	+6
		Kayla Johnston		800m	Overall	(0:08.20)	(0:11.01)	(0:10.68)	(0:11.76)	(0:11.77)	(0:12.20)			
8	1	FRENCH GUY	4	67.7	0:08.47	1:05.71 [8]	0:57.24 [8]	0:46.17 [8]	0:35.28 [9]	0:23.55 [9]	0:11.85 [10]	6.59L	0:35.28	+5
		Georgina Cartwright		800m	Overall	(0:08.47)	(0:11.07)	(0:10.89)	(0:11.73)	(0:11.70)	(0:11.85)			
9	14	LOVE TO BE PROUD	3	67.1	0:08.24	1:05.73 [9]	0:57.49 [6]	0:46.38 [7]	0:35.48 [7]	0:23.91 [5]	0:12.10 [8]	6.71L	0:35.48	+1
		Montanna Savva		1000m	Overall	(0:08.24)	(0:11.11)	(0:10.90)	(0:11.57)	(0:11.81)	(0:12.10)			
10	3	SHADYVALE AL	7	68.7	0:08.20	1:05.93 [10]	0:57.73 [4]	0:46.72 [4]	0:35.97 [3]	0:24.40 [2]	0:12.71 [2]	7.87L	0:35.97	+2
		Karl Zechner		800m	Overall	(0:08.20)	(0:11.01)	(0:10.75)	(0:11.57)	(0:11.69)	(0:12.71)			

Scratched: Gold Stars (#2), Rancour (#13), Ariyah (#15), Cancelled (#11), East West Miss (#17), Elemiss (#18)



GattonProfessional

Race 3: LADBROKES RACING EXTRAS IN MULTI Maiden Plate - 1100m

16 October 2025 - 14:13



LOCKYER VALLEY
TURF CLUB

Track Rating: Good 4, Weather: Fine, Rail Position: True

Section					Overall	1000m	800m	600m	400m	200m	Last 600m			
Field Times					1:04.59 (0:08.07)	0:56.52 (0:10.96)	0:45.56 (0:10.78)	0:34.78 (0:11.57)	0:23.21 (0:11.32)	0:11.89 (0:11.89)	0:34.78			
Rank	TAB	Horse/Jockey	Barrier	Top Speed [km/h]	Fastest Section							Margin		Distance Travelled [m]
11	16	OUTCRY	11	68.4	0:08.17	1:06.21 [11]	0:58.04 [3]	0:47.03 [3]	0:36.11 [5]	0:24.26 [7]	0:12.30 [11]	9.53L	0:36.11	+5
		Courtney Bellamy		1000m	Overall	(0:08.17)	(0:11.01)	(0:10.92)	(0:11.85)	(0:11.96)	(0:12.30)			
12	9	VALLEY OF FAME	8	66.7	0:08.76	1:07.31 [12]	0:58.55 [11]	0:47.14 [12]	0:36.06 [12]	0:24.11 [12]	0:12.36 [12]	16L	0:36.06	+6
		Brandon Lerena		800m	Overall	(0:08.76)	(0:11.41)	(0:11.08)	(0:11.95)	(0:11.75)	(0:12.36)			

Scratched: Gold Stars (#2), Rancour (#13), Ariyah (#15), Cancelled (#11), East West Miss (#17), Elemiss (#18)



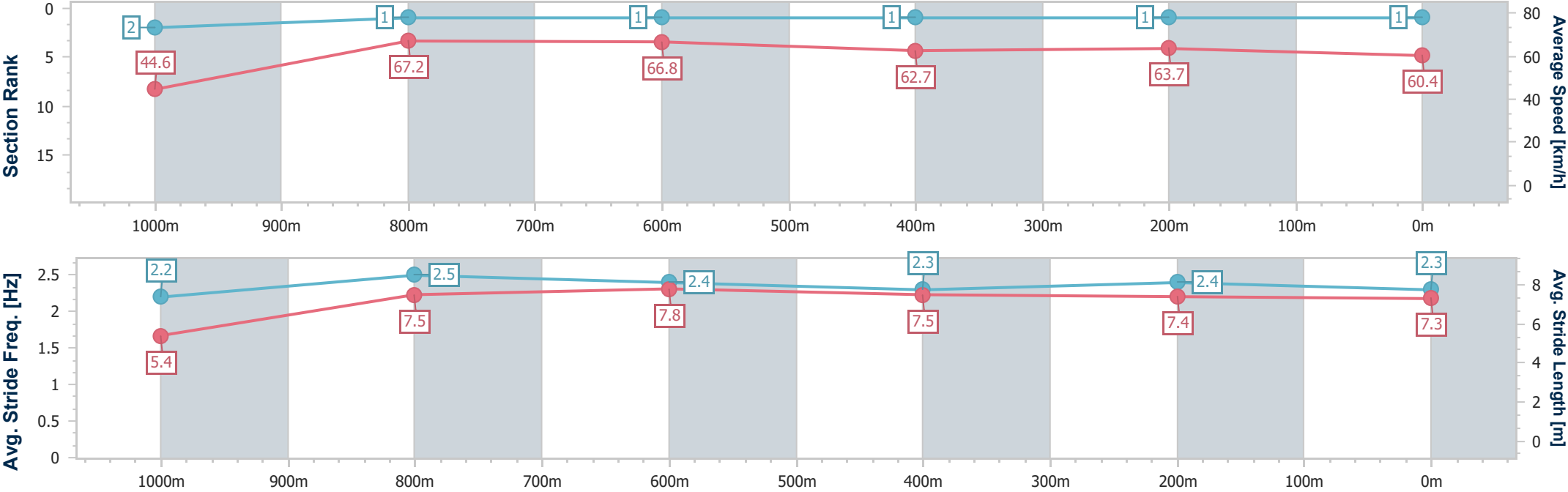
Horse/Jockey Name	Ceekay's Choice
Final Rank	1
Fastest Section Time (Section)	0:08.13 (Overall)
Top Speed [km/h] (Section)	70.8 (800m)
Race State	Finished



GattonProfessional
Race 3: LADBROKES EXTRAS IN MULTI Maiden Plate - 1100m
16 October 2025 - 14:13
Track Rating: Good 4, Weather: Fine, Rail Position: True



Section	Overall	1000m	800m	600m	400m	200m							
Section Times	1:04.59 [1] (0:08.13)	0:56.46 [2] (0:10.90)	0:45.56 [1] (0:10.78)	0:34.78 [1] (0:11.57)	0:23.21 [1] (0:11.32)	0:11.89 [1] (0:11.89)							
Average Speed [km/h]	44.6	67.2	66.8	62.7	63.7	60.4							
Top Speed [km/h]	64.0	69.6	70.8	64.6	65.3	63.3							
Avg. Dist. to Rail [m]	9.0	4.8	1.8	0.8	0.9	1.5							
Avg. Stride Freq. [Hz]	2.2	2.5	2.4	2.3	2.4	2.3							
Avg. Stride Length [m]	5.4	7.5	7.8	7.5	7.4	7.3							





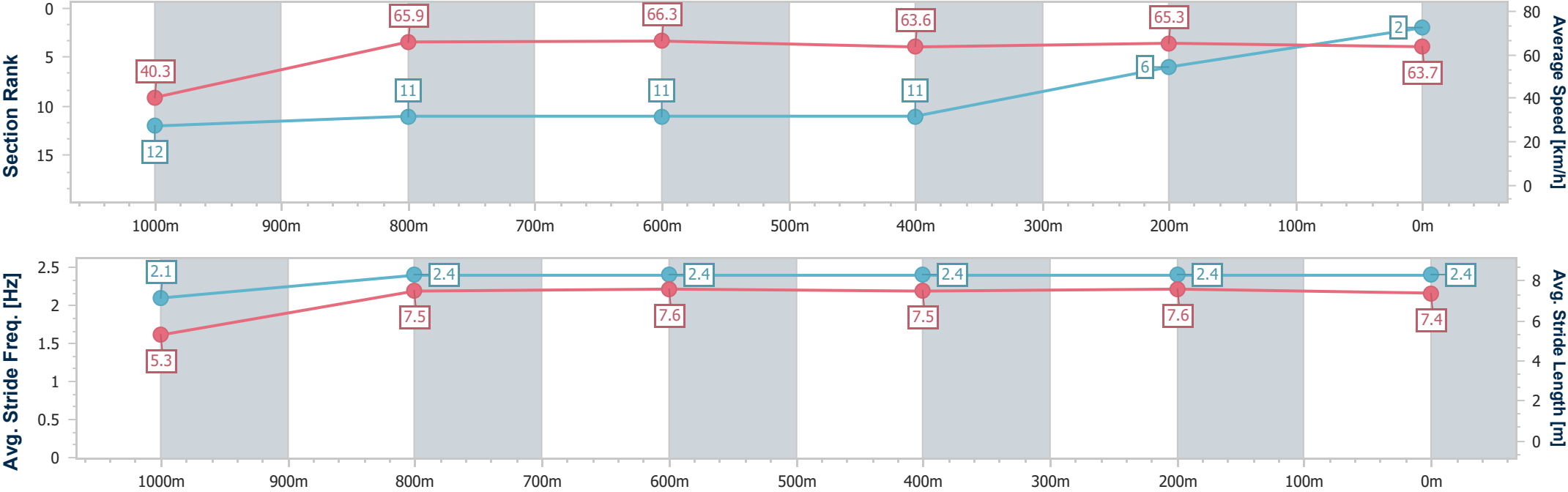
Horse/Jockey Name	Worldy Spirit
Final Rank	2
Fastest Section Time (Section)	0:08.98 (Overall)
Top Speed [km/h] (Section)	69.2 (1000m)
Race State	Finished



GattonProfessional
Race 3: LADBROKES EXTRAS IN MULTI Maiden Plate
- 1100m
16 October 2025 - 14:13
Track Rating: Good 4, Weather: Fine, Rail Position: True



Section	Overall	1000m	800m	600m	400m	200m							
Section Times	1:04.84 [2] (0:08.98)	0:55.86 [12] (0:10.97)	0:44.89 [11] (0:10.97)	0:33.92 [11] (0:11.49)	0:22.43 [11] (0:11.09)	0:11.34 [6] (0:11.34)							
Average Speed [km/h]	40.3	65.9	66.3	63.6	65.3	63.7							
Top Speed [km/h]	58.6	69.2	68.6	67.0	65.7	64.7							
Avg. Dist. to Rail [m]	10.0	2.0	2.7	2.9	3.1	3.7							
Avg. Stride Freq. [Hz]	2.1	2.4	2.4	2.4	2.4	2.4							
Avg. Stride Length [m]	5.3	7.5	7.6	7.5	7.6	7.4							





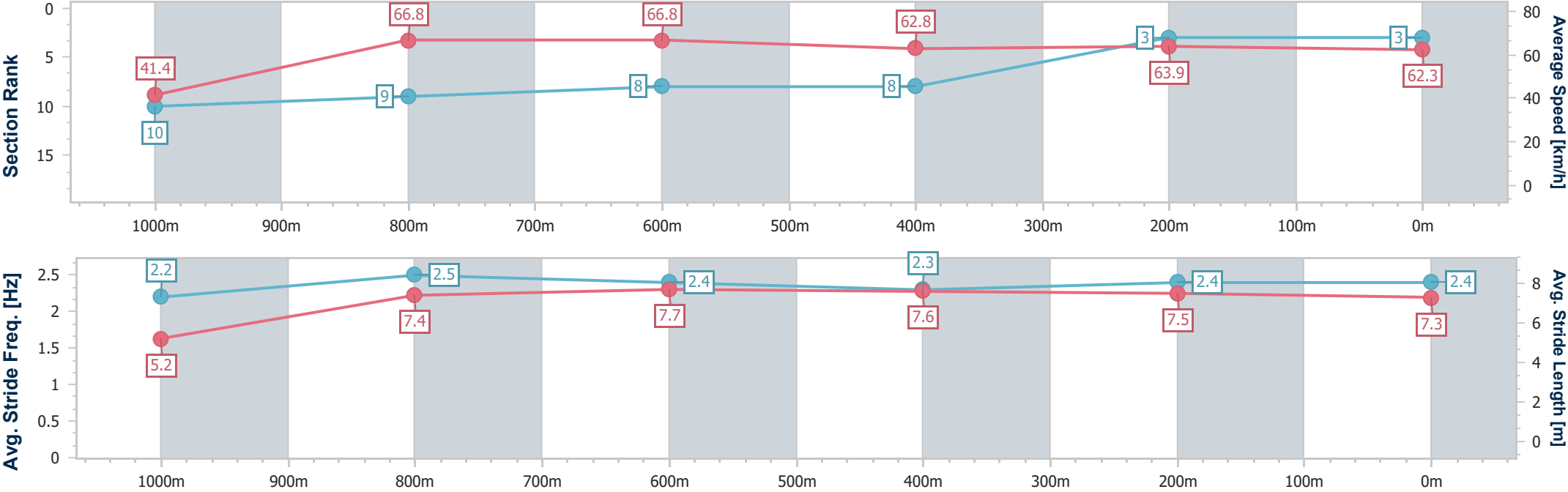
Horse/Jockey Name	Upstart Lover
Final Rank	3
Fastest Section Time (Section)	0:08.75 (Overall)
Top Speed [km/h] (Section)	70.0 (1000m)
Race State	Finished



GattonProfessional
Race 3: LADBROKES EXTRAS IN MULTI Maiden Plate
- 1100m
16 October 2025 - 14:13
Track Rating: Good 4, Weather: Fine, Rail Position: True



Section	Overall	1000m	800m	600m	400m	200m							
Section Times	1:04.85 [3] (0:08.75)	0:56.10 [10] (0:10.80)	0:45.30 [9] (0:10.80)	0:34.50 [8] (0:11.61)	0:22.89 [8] (0:11.34)	0:11.55 [3] (0:11.55)							
Average Speed [km/h]	41.4	66.8	66.8	62.8	63.9	62.3							
Top Speed [km/h]	65.2	70.0	68.0	64.8	66.2	63.4							
Avg. Dist. to Rail [m]	4.3	1.3	1.5	1.8	4.0	6.7							
Avg. Stride Freq. [Hz]	2.2	2.5	2.4	2.3	2.4	2.4							
Avg. Stride Length [m]	5.2	7.4	7.7	7.6	7.5	7.3							





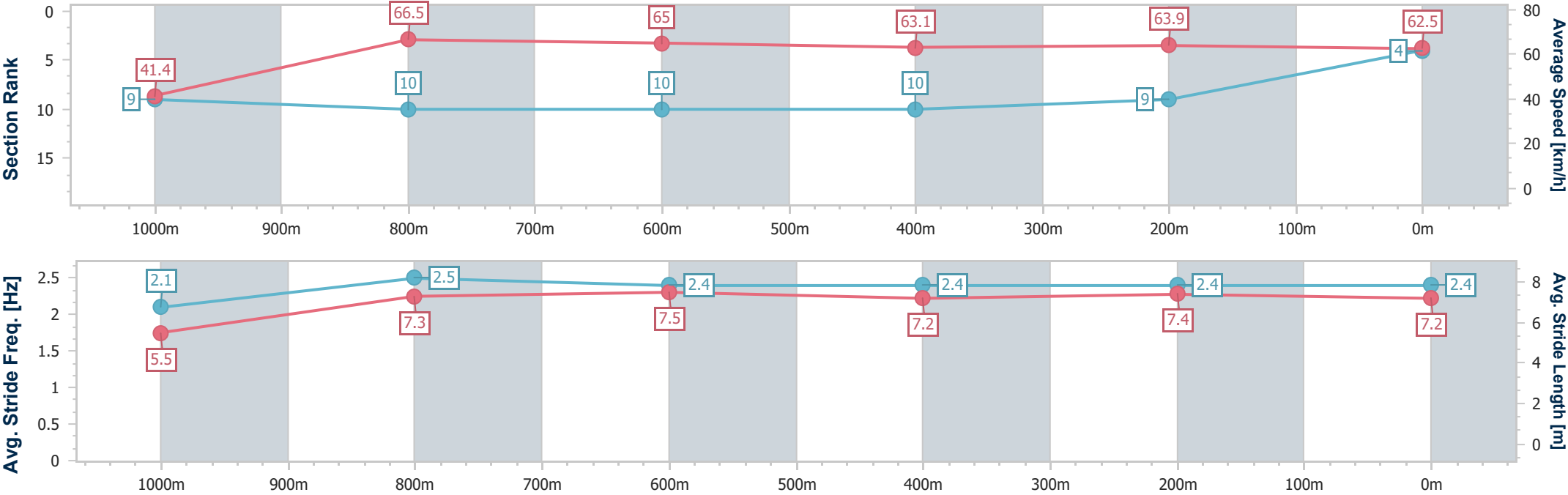
Horse/Jockey Name	Outdoor Cat
Final Rank	4
Fastest Section Time (Section)	0:08.65 (Overall)
Top Speed [km/h] (Section)	67.6 (1000m)
Race State	Finished



GattonProfessional
Race 3: LADBROKES EXTRAS IN MULTI Maiden Plate
- 1100m
16 October 2025 - 14:13
Track Rating: Good 4, Weather: Fine, Rail Position: True



Section	Overall	1000m	800m	600m	400m	200m							
Section Times	1:05.19 [4] (0:08.65)	0:56.54 [9] (0:10.99)	0:45.55 [10] (0:11.11)	0:34.44 [10] (0:11.61)	0:22.83 [10] (0:11.31)	0:11.52 [9] (0:11.52)							
Average Speed [km/h]	41.4	66.5	65.0	63.1	63.9	62.5							
Top Speed [km/h]	64.8	67.6	66.4	65.6	65.2	64.0							
Avg. Dist. to Rail [m]	5.1	3.3	1.4	2.3	3.0	4.1							
Avg. Stride Freq. [Hz]	2.1	2.5	2.4	2.4	2.4	2.4							
Avg. Stride Length [m]	5.5	7.3	7.5	7.2	7.4	7.2							





Horse/Jockey Name	Yonaka
Final Rank	5
Fastest Section Time (Section)	0:08.26 (Overall)
Top Speed [km/h] (Section)	68.2 (800m)
Race State	Finished



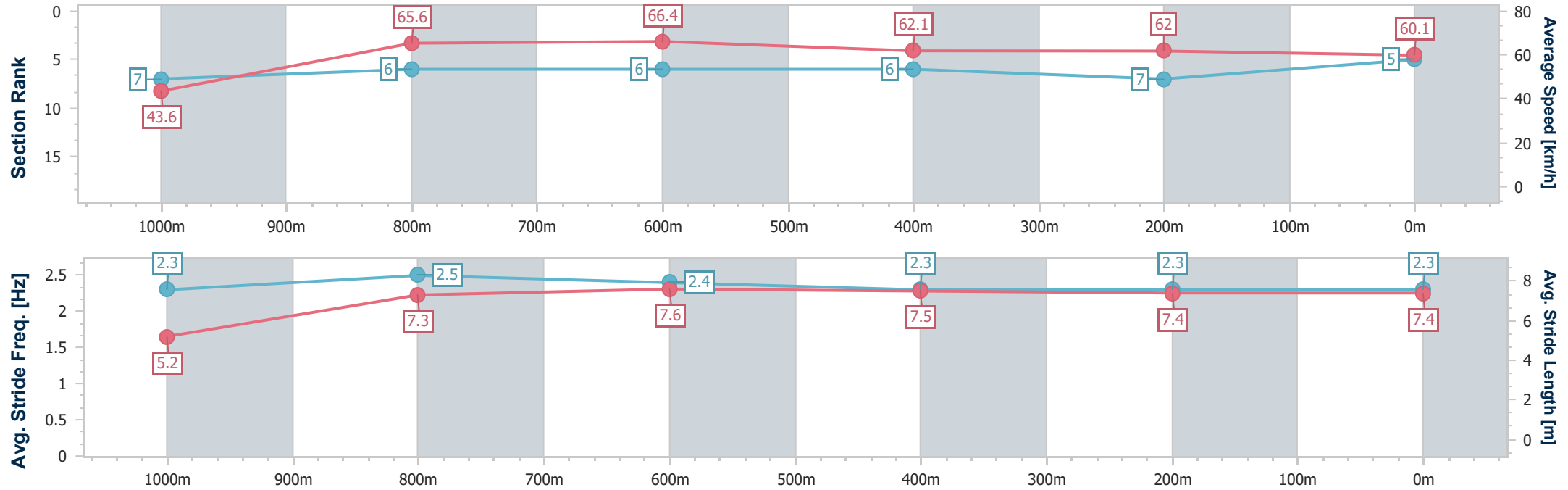
GattonProfessional
Race 3: LADBROKES EXTRAS IN MULTI Maiden Plate
- 1100m

16 October 2025 - 14:13

Track Rating: Good 4, Weather: Fine, Rail Position: True



Section	Overall	1000m	800m	600m	400m	200m							
Section Times	1:05.56 [5] (0:08.26)	0:57.30 [7] (0:11.04)	0:46.26 [6] (0:10.88)	0:35.38 [6] (0:11.76)	0:23.62 [6] (0:11.67)	0:11.95 [7] (0:11.95)							
Average Speed [km/h]	43.6	65.6	66.4	62.1	62.0	60.1							
Top Speed [km/h]	62.7	66.9	68.2	64.9	62.8	62.7							
Avg. Dist. to Rail [m]	1.9	1.1	1.4	2.4	4.0	6.2							
Avg. Stride Freq. [Hz]	2.3	2.5	2.4	2.3	2.3	2.3							
Avg. Stride Length [m]	5.2	7.3	7.6	7.5	7.4	7.4							



- [] Ranking at each section and finish
- .-.- No data available at this section
- NA No data available



Horse/Jockey Name	Lulu A Natural
Final Rank	6
Fastest Section Time (Section)	0:08.07 (Overall)
Top Speed [km/h] (Section)	67.6 (800m)
Race State	Finished



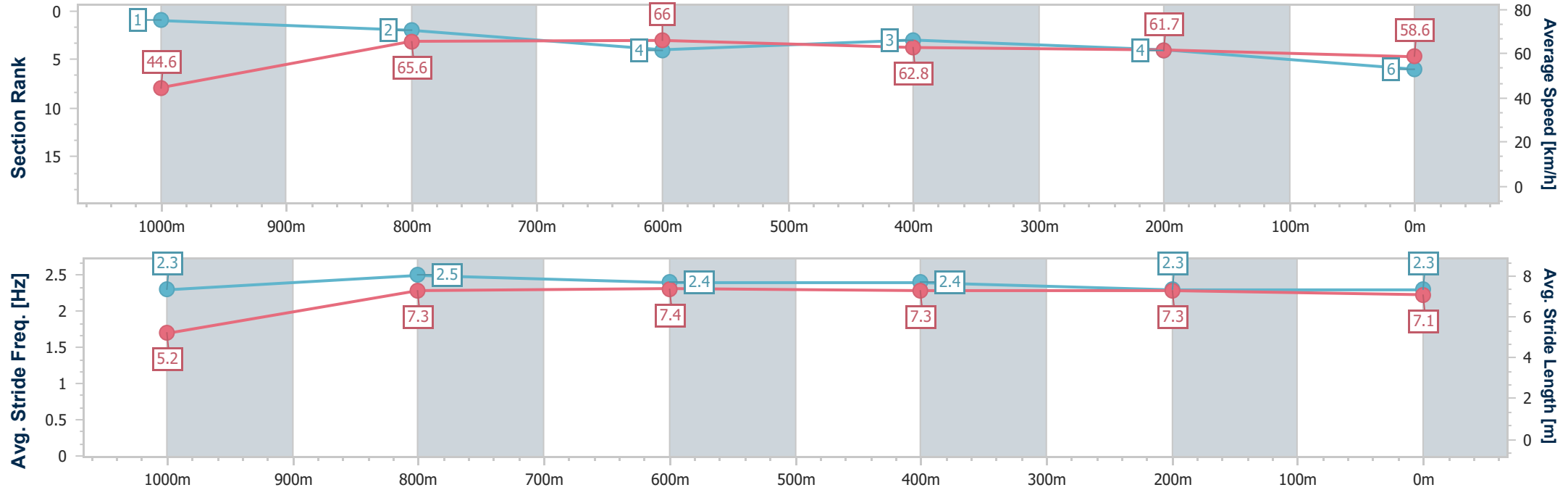
GattonProfessional
Race 3: LADBROKES EXTRAS IN MULTI Maiden Plate
- 1100m

16 October 2025 - 14:13

Track Rating: Good 4, Weather: Fine, Rail Position: True



Section	Overall	1000m	800m	600m	400m	200m								
Section Times	1:05.59 [6] (0:08.07)	0:57.52 [1] (0:11.05)	0:46.47 [2] (0:10.96)	0:35.51 [4] (0:11.52)	0:23.99 [3] (0:11.73)	0:12.26 [4] (0:12.26)								
Average Speed [km/h]	44.6	65.6	66.0	62.8	61.7	58.6								
Top Speed [km/h]	65.0	67.0	67.6	65.5	63.4	60.5								
Avg. Dist. to Rail [m]	2.8	1.7	1.8	1.1	2.0	3.5								
Avg. Stride Freq. [Hz]	2.3	2.5	2.4	2.4	2.3	2.3								
Avg. Stride Length [m]	5.2	7.3	7.4	7.3	7.3	7.1								





Horse/Jockey Name	Pfeiffer's Kiss
Final Rank	7
Fastest Section Time (Section)	0:08.20 (Overall)
Top Speed [km/h] (Section)	69.1 (800m)
Race State	Finished



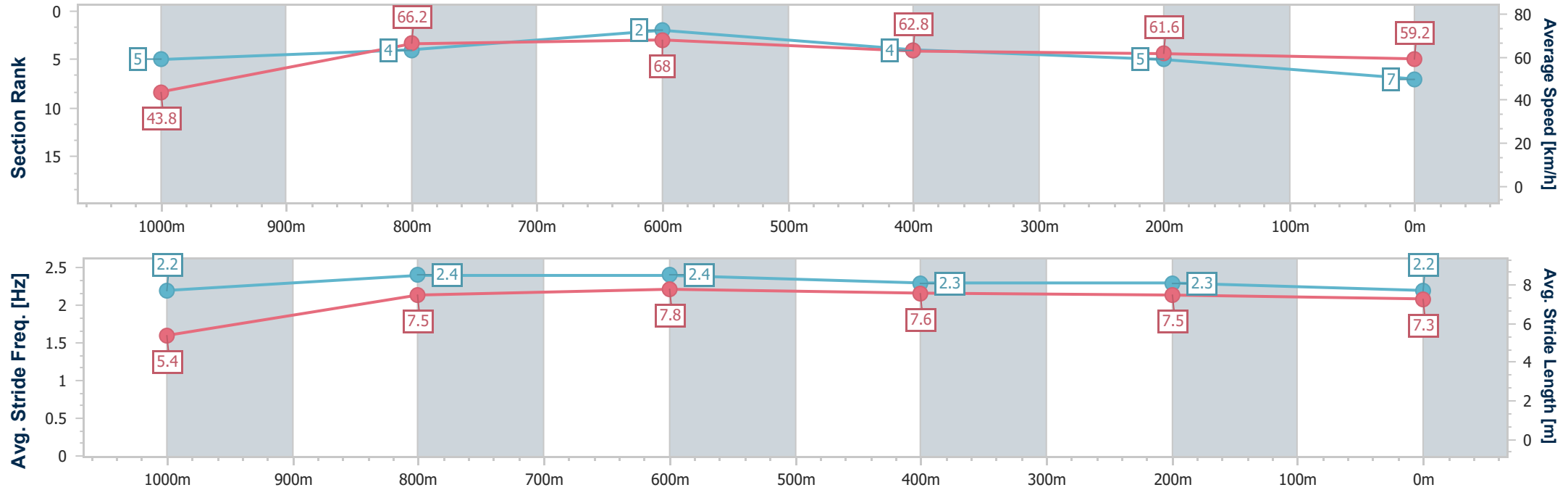
GattonProfessional
Race 3: LADBROKES EXTRAS IN MULTI Maiden Plate
- 1100m

16 October 2025 - 14:13

Track Rating: Good 4, Weather: Fine, Rail Position: True



Section	Overall	1000m	800m	600m	400m	200m							
Section Times	1:05.62 [7] (0:08.20)	0:57.42 [5] (0:11.01)	0:46.41 [4] (0:10.68)	0:35.73 [2] (0:11.76)	0:23.97 [4] (0:11.77)	0:12.20 [5] (0:12.20)							
Average Speed [km/h]	43.8	66.2	68.0	62.8	61.6	59.2							
Top Speed [km/h]	62.7	68.1	69.1	66.1	63.1	60.8							
Avg. Dist. to Rail [m]	7.7	3.6	2.8	4.5	5.0	7.2							
Avg. Stride Freq. [Hz]	2.2	2.4	2.4	2.3	2.3	2.2							
Avg. Stride Length [m]	5.4	7.5	7.8	7.6	7.5	7.3							



- [] Ranking at each section and finish
- .-.- No data available at this section
- NA No data available



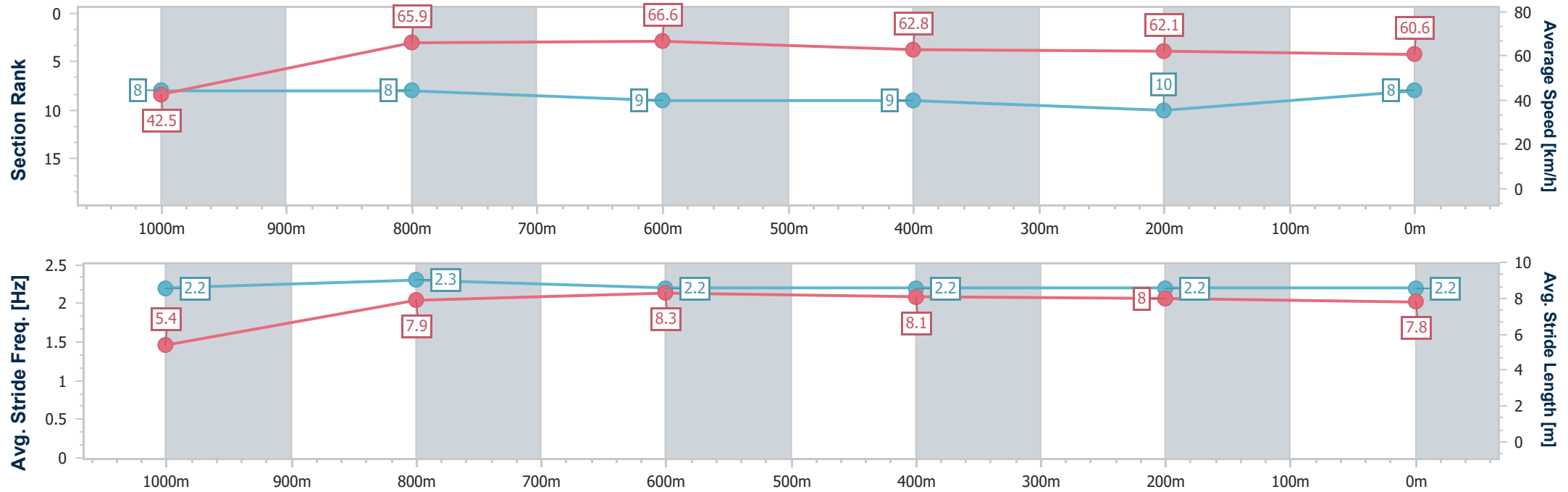
Horse/Jockey Name	French Guy
Final Rank	8
Fastest Section Time (Section)	0:08.47 (Overall)
Top Speed [km/h] (Section)	67.7 (800m)
Race State	Finished



GattonProfessional
Race 3: LADBROKES EXTRAS IN MULTI Maiden Plate
- 1100m
16 October 2025 - 14:13
Track Rating: Good 4, Weather: Fine, Rail Position: True



Section	Overall	1000m	800m	600m	400m	200m							
Section Times	1:05.71 [8] (0:08.47)	0:57.24 [8] (0:11.07)	0:46.17 [8] (0:10.89)	0:35.28 [9] (0:11.73)	0:23.55 [9] (0:11.70)	0:11.85 [10] (0:11.85)							
Average Speed [km/h]	42.5	65.9	66.6	62.8	62.1	60.6							
Top Speed [km/h]	63.2	67.0	67.7	66.0	63.2	61.7							
Avg. Dist. to Rail [m]	5.3	3.3	3.4	3.4	4.7	8.8							
Avg. Stride Freq. [Hz]	2.2	2.3	2.2	2.2	2.2	2.2							
Avg. Stride Length [m]	5.4	7.9	8.3	8.1	8.0	7.8							





Horse/Jockey Name	Love To Be Proud
Final Rank	9
Fastest Section Time (Section)	0:08.24 (Overall)
Top Speed [km/h] (Section)	67.1 (1000m)
Race State	Finished



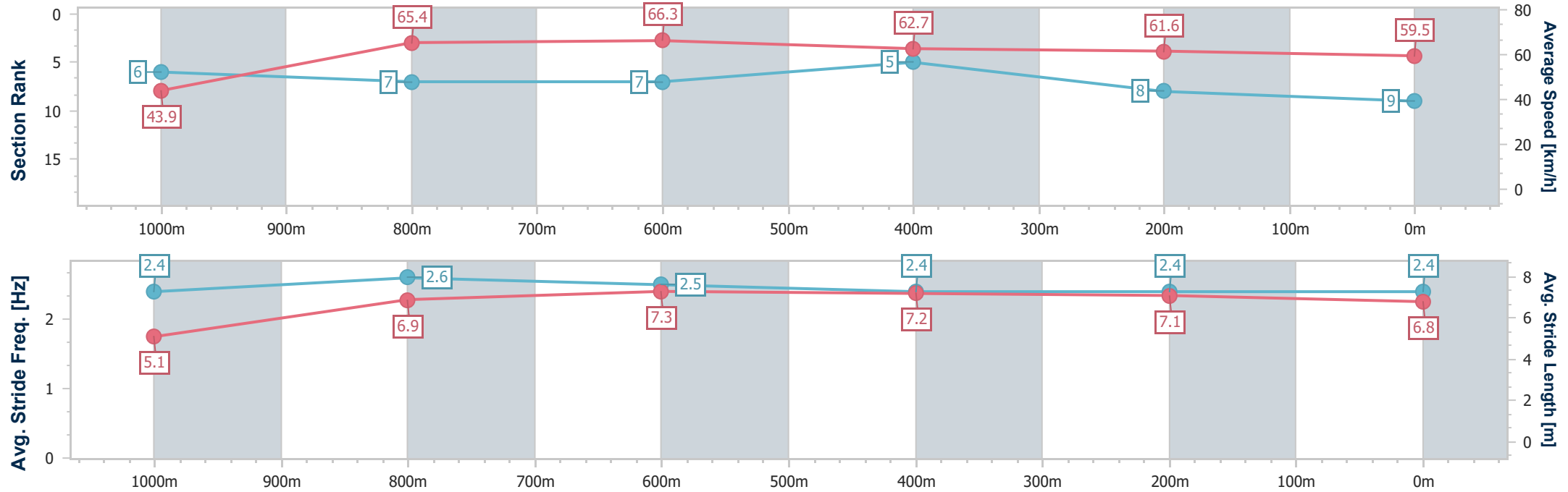
GattonProfessional
Race 3: LADBROKES EXTRAS IN MULTI Maiden Plate
- 1100m

16 October 2025 - 14:13

Track Rating: Good 4, Weather: Fine, Rail Position: True



Section	Overall	1000m	800m	600m	400m	200m								
Section Times	1:05.73 [9] (0:08.24)	0:57.49 [6] (0:11.11)	0:46.38 [7] (0:10.90)	0:35.48 [7] (0:11.57)	0:23.91 [5] (0:11.81)	0:12.10 [8] (0:12.10)								
Average Speed [km/h]	43.9	65.4	66.3	62.7	61.6	59.5								
Top Speed [km/h]	63.0	67.1	66.9	66.3	63.0	61.2								
Avg. Dist. to Rail [m]	4.1	2.2	1.6	1.9	4.0	7.8								
Avg. Stride Freq. [Hz]	2.4	2.6	2.5	2.4	2.4	2.4								
Avg. Stride Length [m]	5.1	6.9	7.3	7.2	7.1	6.8								



- [] Ranking at each section and finish
- .-.- No data available at this section
- NA No data available



Horse/Jockey Name	Shadyvale AI
Final Rank	10
Fastest Section Time (Section)	0:08.20 (Overall)
Top Speed [km/h] (Section)	68.7 (800m)
Race State	Finished



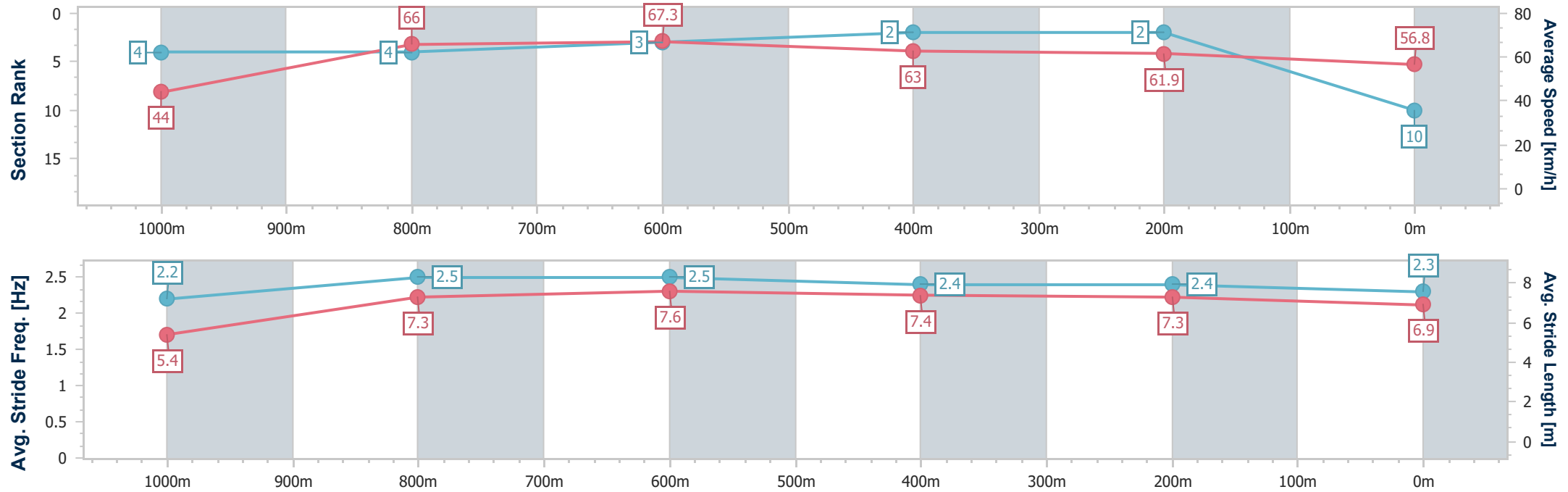
GattonProfessional
Race 3: LADBROKES RACING EXTRAS IN MULTI Maiden Plate
- 1100m

16 October 2025 - 14:13

Track Rating: Good 4, Weather: Fine, Rail Position: True



Section	Overall	1000m	800m	600m	400m	200m							
Section Times	1:05.93 [10] (0:08.20)	0:57.73 [4] (0:11.01)	0:46.72 [4] (0:10.75)	0:35.97 [3] (0:11.57)	0:24.40 [2] (0:11.69)	0:12.71 [2] (0:12.71)							
Average Speed [km/h]	44.0	66.0	67.3	63.0	61.9	56.8							
Top Speed [km/h]	63.0	67.3	68.7	64.7	63.8	59.5							
Avg. Dist. to Rail [m]	7.0	3.0	2.0	2.2	2.9	4.8							
Avg. Stride Freq. [Hz]	2.2	2.5	2.5	2.4	2.4	2.3							
Avg. Stride Length [m]	5.4	7.3	7.6	7.4	7.3	6.9							





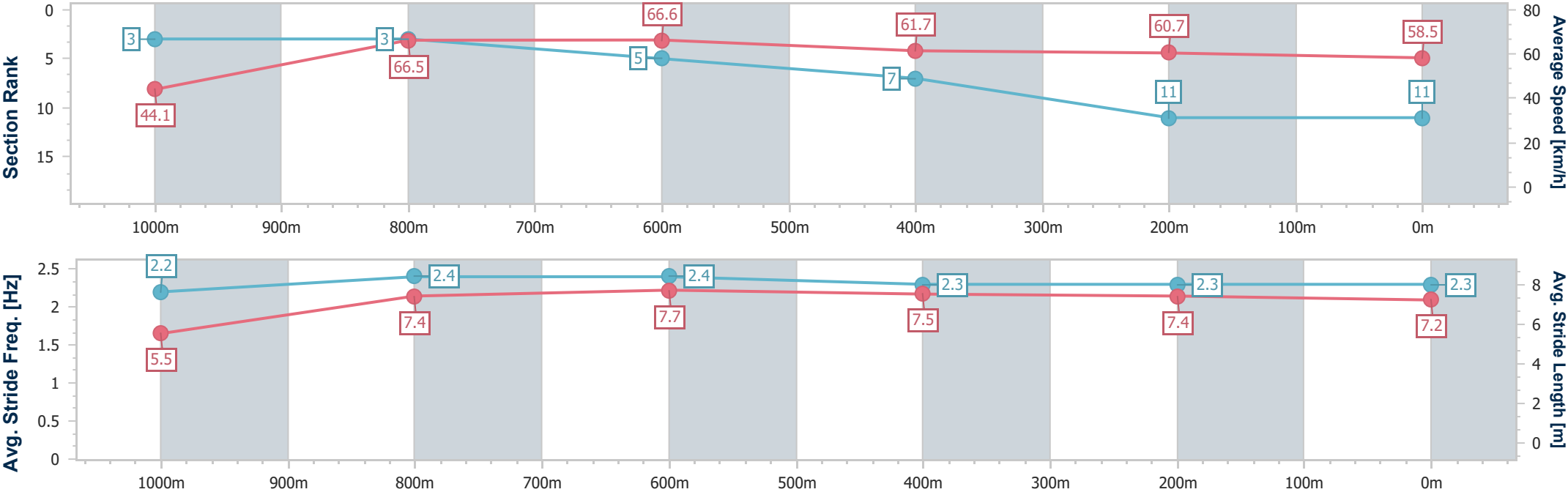
Horse/Jockey Name	Outcry
Final Rank	11
Fastest Section Time (Section)	0:08.17 (Overall)
Top Speed [km/h] (Section)	68.4 (1000m)
Race State	Finished



GattonProfessional
Race 3: LADBROKES EXTRAS IN MULTI Maiden Plate
- 1100m
16 October 2025 - 14:13
Track Rating: Good 4, Weather: Fine, Rail Position: True



Section	Overall	1000m	800m	600m	400m	200m							
Section Times	1:06.21 [11] (0:08.17)	0:58.04 [3] (0:11.01)	0:47.03 [3] (0:10.92)	0:36.11 [5] (0:11.85)	0:24.26 [7] (0:11.96)	0:12.30 [11] (0:12.30)							
Average Speed [km/h]	44.1	66.5	66.6	61.7	60.7	58.5							
Top Speed [km/h]	63.2	68.4	68.2	64.3	62.6	60.4							
Avg. Dist. to Rail [m]	9.4	5.1	3.3	2.8	4.8	9.5							
Avg. Stride Freq. [Hz]	2.2	2.4	2.4	2.3	2.3	2.3							
Avg. Stride Length [m]	5.5	7.4	7.7	7.5	7.4	7.2							





Horse/Jockey Name	Valley Of Fame
Final Rank	12
Fastest Section Time (Section)	0:08.76 (Overall)
Top Speed [km/h] (Section)	66.7 (800m)
Race State	Finished



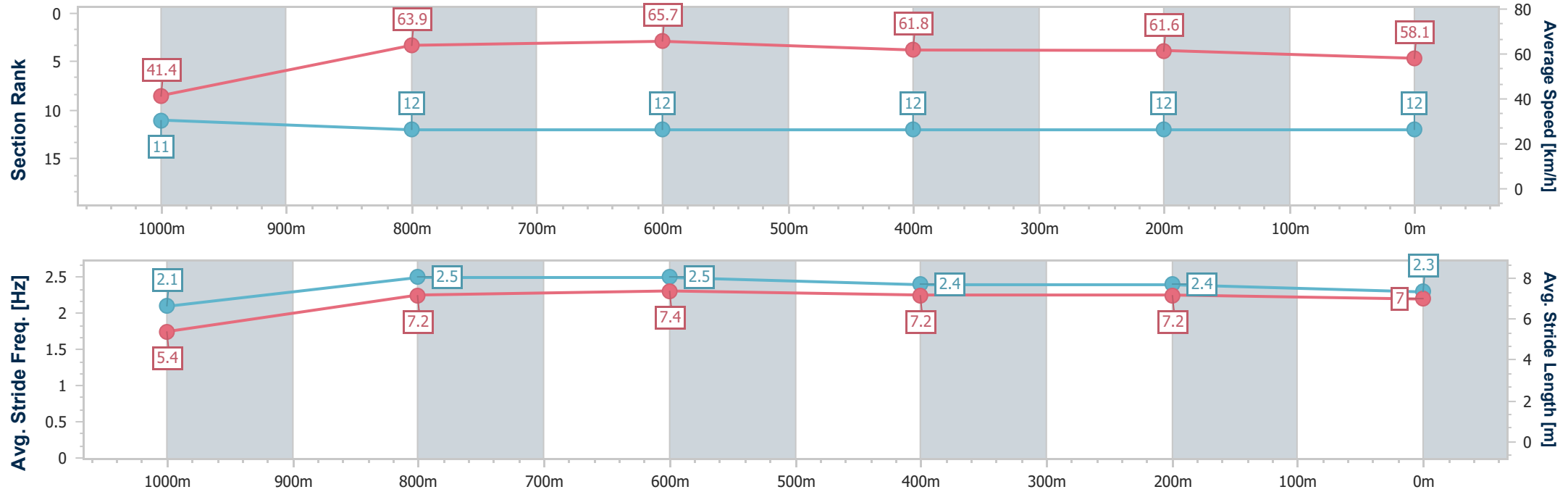
GattonProfessional
Race 3: LADBROKES EXTRAS IN MULTI Maiden Plate
- 1100m

16 October 2025 - 14:13

Track Rating: Good 4, Weather: Fine, Rail Position: True



Section	Overall	1000m	800m	600m	400m	200m							
Section Times	1:07.31 [12] (0:08.76)	0:58.55 [11] (0:11.41)	0:47.14 [12] (0:11.08)	0:36.06 [12] (0:11.95)	0:24.11 [12] (0:11.75)	0:12.36 [12] (0:12.36)							
Average Speed [km/h]	41.4	63.9	65.7	61.8	61.6	58.1							
Top Speed [km/h]	59.7	66.7	66.7	64.8	63.1	61.3							
Avg. Dist. to Rail [m]	7.7	3.8	4.0	4.3	3.7	3.0							
Avg. Stride Freq. [Hz]	2.1	2.5	2.5	2.4	2.4	2.3							
Avg. Stride Length [m]	5.4	7.2	7.4	7.2	7.2	7.0							





GattonProfessional
Race 4: RACING QLD SUPPORTS SAFETY IN RACING BENCHMARK 60
Handicap - 1600m
16 October 2025 - 14:50



LOCKYER VALLEY
· TURF CLUB ·

Track Rating: Good 4, Weather: Fine, Rail Position: True

Section						Overall	1400m	1200m	1000m	800m	600m	400m	Last 600m		
Field Times						1:38.03 (0:14.27)	1:23.76 (0:10.98)	1:12.78 (0:12.33)	1:00.45 (0:12.72)	0:47.73 (0:12.13)	0:35.60 (0:12.21)	0:23.39 (0:11.80)	0:35.60		
Rank	TAB	Horse/Jockey	Barrier	Top Speed [km/h]	Fastest Section									Distance Travelled [m]	
1	11	SOMETHING FORJO	6	65.3	0:11.27	1:38.03 [1]	1:23.03 [7]	1:11.76 [8]	0:59.75 [8]	0:46.96 [8]	0:35.01 [6]	0:22.91 [4]	0:35.01		
		Corey Bayliss		1400m	1400m	(0:15.00)	(0:11.27)	(0:12.01)	(0:12.79)	(0:11.95)	(0:12.10)	(0:11.51)			
2	7	BATTLESPACE	1	64.8	0:11.23	1:38.11 [2]	1:23.83 [2]	1:12.60 [2]	1:00.33 [3]	0:47.49 [3]	0:35.45 [3]	0:23.30 [3]	0:35.45 -5		
		Les Tilley		Overall	1400m	(0:14.28)	(0:11.23)	(0:12.27)	(0:12.84)	(0:12.04)	(0:12.15)	(0:11.72)			
3	6	DROP THE PILOT	7	65.7	0:11.10	1:38.31 [3]	1:23.73 [4]	1:12.63 [3]	1:00.55 [2]	0:47.81 [2]	0:35.76 [2]	0:23.63 [2]	0:35.76 -1		
		Justin Huxtable		1400m	1400m	(0:14.58)	(0:11.10)	(0:12.08)	(0:12.74)	(0:12.05)	(0:12.13)	(0:11.76)			
4	1	REGGIE'S FOLLY	2	65.1	0:11.19	1:38.50 [4]	1:23.93 [3]	1:12.74 [4]	1:00.47 [5]	0:47.71 [5]	0:35.64 [5]	0:23.30 [6]	0:35.64 -5		
		Paul Hamblin		1400m	1400m	(0:14.57)	(0:11.19)	(0:12.27)	(0:12.76)	(0:12.07)	(0:12.34)	(0:11.69)			
5	10	JENNI INDA JUNGLE	8	63.8	0:11.38	1:38.71 [5]	1:23.58 [9]	1:12.20 [9]	1:00.26 [9]	0:47.34 [9]	0:35.37 [9]	0:23.25 [9]	0:35.37 -1		
		Karl Zechner		1400m	1400m	(0:15.13)	(0:11.38)	(0:11.94)	(0:12.92)	(0:11.97)	(0:12.12)	(0:11.72)			
6	8	ECHO HUNTER	5	65.2	0:11.25	1:38.79 [6]	1:23.79 [7]	1:12.54 [7]	1:00.51 [7]	0:47.75 [7]	0:35.68 [8]	0:23.48 [7]	0:35.68 -3		
		Corey Sutherland		1400m	1400m	(0:15.00)	(0:11.25)	(0:12.03)	(0:12.76)	(0:12.07)	(0:12.20)	(0:11.70)			
7	12	HE'S VIRAL	3	66.8	0:10.98	1:39.12 [7]	1:24.85 [1]	1:13.87 [1]	1:01.54 [1]	0:48.82 [1]	0:36.69 [1]	0:24.48 [1]	0:36.69 -5		
		Billie-Rose Andrew		1400m	1400m	(0:14.27)	(0:10.98)	(0:12.33)	(0:12.72)	(0:12.13)	(0:12.21)	(0:12.06)			
8	13	FLYING CELICA	9	65.5	0:11.23	1:39.54 [8]	1:24.65 [6]	1:13.42 [6]	1:01.37 [6]	0:48.52 [6]	0:36.47 [7]	0:24.16 [8]	0:36.47 +7		
		Olivia Kendal		1400m	1400m	(0:14.89)	(0:11.23)	(0:12.05)	(0:12.85)	(0:12.05)	(0:12.31)	(0:11.84)			
9	3	BONZABELTER	4	65.6	0:11.22	1:39.99 [9]	1:25.28 [5]	1:14.06 [5]	1:02.05 [4]	0:49.32 [4]	0:37.21 [4]	0:24.80 [5]	0:37.21 +2		
		Bella Youngberry		1400m	1400m	(0:14.71)	(0:11.22)	(0:12.01)	(0:12.73)	(0:12.11)	(0:12.41)	(0:12.22)			

Scratched: Besiege (#9), Fort William (#2), Best Coffee (#4), Taradale (#5)



GattonProfessional
Race 4: RACING QLD SUPPORTS SAFETY IN RACING BENCHMARK 60
Handicap - 1600m
16 October 2025 - 14:50



Track Rating: Good 4, Weather: Fine, Rail Position: True

Section						200m				Last 600m
Field Times						0:11.59 (0:11.59)				0:35.60
Rank	TAB	Horse/Jockey	Barrier	Top Speed [km/h]	Fastest Section		Margin			Distance Travelled [m]
1	11	SOMETHING FORJO	6	65.3	0:11.27	0:11.40 [3]	1:38.03			0:35.01
		Corey Bayliss		1400m	1400m	(0:11.40)				
2	7	BATTLESPACE	1	64.8	0:11.23	0:11.58 [2]	0.42L			0:35.45 -5
		Les Tilley		Overall	1400m	(0:11.58)				
3	6	DROP THE PILOT	7	65.7	0:11.10	0:11.87 [1]	1.62L			0:35.76 -1
		Justin Huxtable		1400m	1400m	(0:11.87)				
4	1	REGGIE'S FOLLY	2	65.1	0:11.19	0:11.61 [5]	2.72L			0:35.64 -5
		Paul Hamblin		1400m	1400m	(0:11.61)				
5	10	JENNI INDA JUNGLE	8	63.8	0:11.38	0:11.53 [7]	3.99L			0:35.37 -1
		Karl Zechner		1400m	1400m	(0:11.53)				
6	8	ECHO HUNTER	5	65.2	0:11.25	0:11.78 [6]	4.44L			0:35.68 -3
		Corey Sutherland		1400m	1400m	(0:11.78)				
7	12	HE'S VIRAL	3	66.8	0:10.98	0:12.42 [4]	6.42L			0:36.69 -5
		Billie-Rose Andrew		1400m	1400m	(0:12.42)				
8	13	FLYING CELICA	9	65.5	0:11.23	0:12.32 [8]	8.87L			0:36.47 +7
		Olivia Kendal		1400m	1400m	(0:12.32)				
9	3	BONZABELTER	4	65.6	0:11.22	0:12.58 [9]	11.5L			0:37.21 +2
		Bella Youngberry		1400m	1400m	(0:12.58)				

Scratched: Besiege (#9), Fort William (#2), Best Coffee (#4), Taradale (#5)



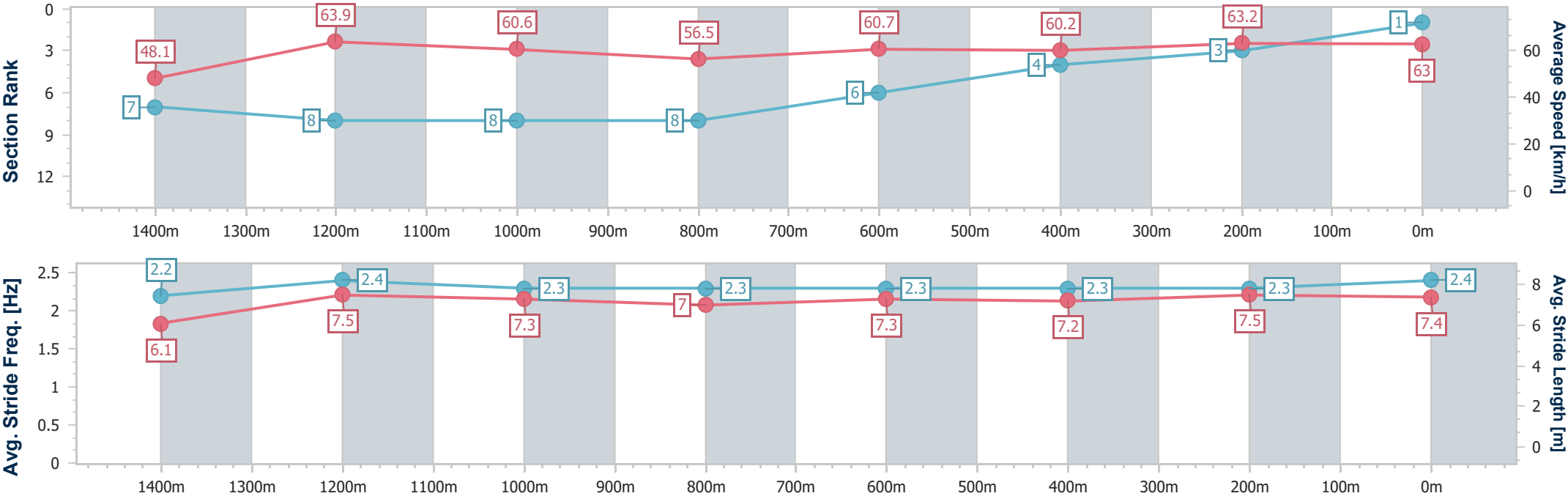
Horse/Jockey Name	Something Forjo
Final Rank	1
Fastest Section Time (Section)	0:11.27 (1400m)
Top Speed [km/h] (Section)	65.3 (1400m)
Race State	Finished



GattonProfessional
Race 4: RACING QLD SUPPORTS SAFETY IN RACING
BENCHMARK 60 Handicap - 1600m
16 October 2025 - 14:50
Track Rating: Good 4, Weather: Fine, Rail Position: True



Section	Overall	1400m	1200m	1000m	800m	600m	400m	200m					
Section Times	1:38.03 [1] (0:15.00)	1:23.03 [7] (0:11.27)	1:11.76 [8] (0:12.01)	0:59.75 [8] (0:12.79)	0:46.96 [8] (0:11.95)	0:35.01 [6] (0:12.10)	0:22.91 [4] (0:11.51)	0:11.40 [3] (0:11.40)					
Average Speed [km/h]	48.1	63.9	60.6	56.5	60.7	60.2	63.2	63.0					
Top Speed [km/h]	64.2	65.3	63.5	59.8	62.3	61.7	64.8	64.8					
Avg. Dist. to Rail [m]	5.1	1.9	1.5	1.8	2.4	2.0	4.6	7.7					
Avg. Stride Freq. [Hz]	2.2	2.4	2.3	2.3	2.3	2.3	2.3	2.4					
Avg. Stride Length [m]	6.1	7.5	7.3	7.0	7.3	7.2	7.5	7.4					





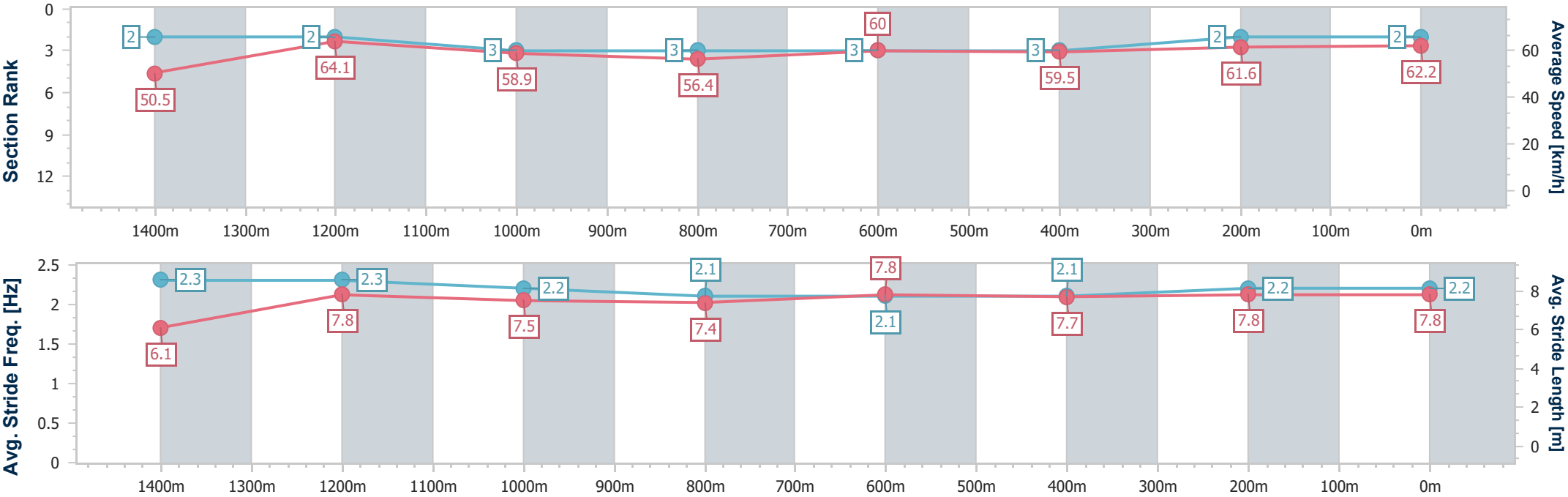
Horse/Jockey Name	Battlespace
Final Rank	2
Fastest Section Time (Section)	0:11.23 (1400m)
Top Speed [km/h] (Section)	64.8 (Overall)
Race State	Finished



GattonProfessional
Race 4: RACING QLD SUPPORTS SAFETY IN RACING
BENCHMARK 60 Handicap - 1600m
16 October 2025 - 14:50
Track Rating: Good 4, Weather: Fine, Rail Position: True



Section	Overall	1400m	1200m	1000m	800m	600m	400m	200m					
Section Times	1:38.11 [2] (0:14.28)	1:23.83 [2] (0:11.23)	1:12.60 [2] (0:12.27)	1:00.33 [3] (0:12.84)	0:47.49 [3] (0:12.04)	0:35.45 [3] (0:12.15)	0:23.30 [3] (0:11.72)	0:11.58 [2] (0:11.58)					
Average Speed [km/h]	50.5	64.1	58.9	56.4	60.0	59.5	61.6	62.2					
Top Speed [km/h]	64.8	64.7	63.9	60.1	61.2	60.1	63.0	63.7					
Avg. Dist. to Rail [m]	1.9	0.9	1.1	1.2	1.0	0.9	2.2	4.2					
Avg. Stride Freq. [Hz]	2.3	2.3	2.2	2.1	2.1	2.1	2.2	2.2					
Avg. Stride Length [m]	6.1	7.8	7.5	7.4	7.8	7.7	7.8	7.8					





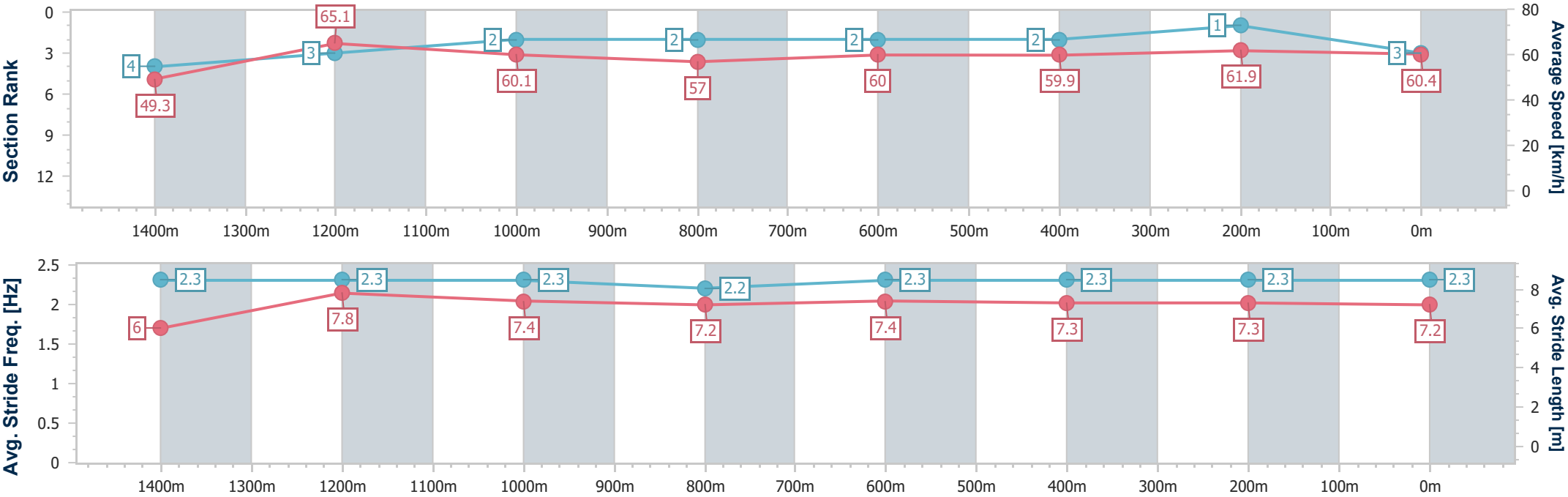
Horse/Jockey Name	Drop The Pilot
Final Rank	3
Fastest Section Time (Section)	0:11.10 (1400m)
Top Speed [km/h] (Section)	65.7 (1400m)
Race State	Finished



GattonProfessional
Race 4: RACING QLD SUPPORTS SAFETY IN RACING
BENCHMARK 60 Handicap - 1600m
16 October 2025 - 14:50
Track Rating: Good 4, Weather: Fine, Rail Position: True



Section	Overall	1400m	1200m	1000m	800m	600m	400m	200m					
Section Times	1:38.31 [3] (0:14.58)	1:23.73 [4] (0:11.10)	1:12.63 [3] (0:12.08)	1:00.55 [2] (0:12.74)	0:47.81 [2] (0:12.05)	0:35.76 [2] (0:12.13)	0:23.63 [2] (0:11.76)	0:11.87 [1] (0:11.87)					
Average Speed [km/h]	49.3	65.1	60.1	57.0	60.0	59.9	61.9	60.4					
Top Speed [km/h]	65.0	65.7	64.0	60.0	60.5	60.5	62.6	61.7					
Avg. Dist. to Rail [m]	7.2	2.6	2.0	1.9	1.9	2.0	3.3	4.4					
Avg. Stride Freq. [Hz]	2.3	2.3	2.3	2.2	2.3	2.3	2.3	2.3					
Avg. Stride Length [m]	6.0	7.8	7.4	7.2	7.4	7.3	7.3	7.2					





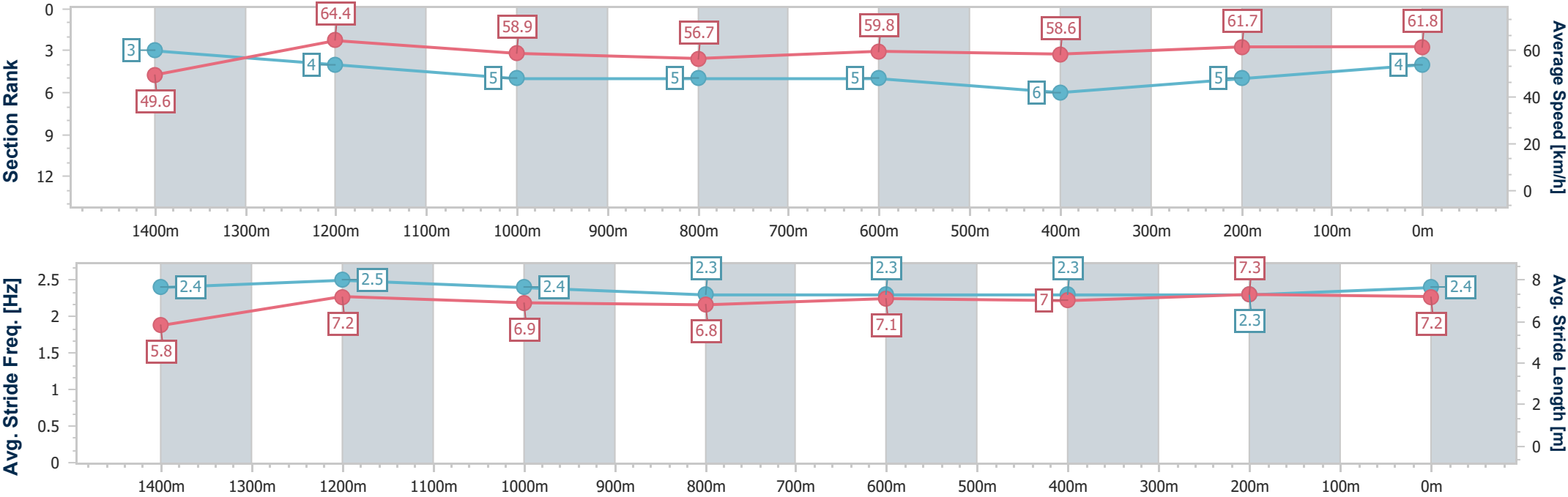
Horse/Jockey Name	Reggie's Folly
Final Rank	4
Fastest Section Time (Section)	0:11.19 (1400m)
Top Speed [km/h] (Section)	65.1 (1400m)
Race State	Finished



GattonProfessional
Race 4: RACING QLD SUPPORTS SAFETY IN RACING
BENCHMARK 60 Handicap - 1600m
16 October 2025 - 14:50
Track Rating: Good 4, Weather: Fine, Rail Position: True



Section	Overall	1400m	1200m	1000m	800m	600m	400m	200m					
Section Times	1:38.50 [4] (0:14.57)	1:23.93 [3] (0:11.19)	1:12.74 [4] (0:12.27)	1:00.47 [5] (0:12.76)	0:47.71 [5] (0:12.07)	0:35.64 [5] (0:12.34)	0:23.30 [6] (0:11.69)	0:11.61 [5] (0:11.61)					
Average Speed [km/h]	49.6	64.4	58.9	56.7	59.8	58.6	61.7	61.8					
Top Speed [km/h]	64.2	65.1	63.1	59.9	60.8	62.0	63.1	63.9					
Avg. Dist. to Rail [m]	2.9	1.0	1.1	1.4	1.1	0.7	1.0	1.4					
Avg. Stride Freq. [Hz]	2.4	2.5	2.4	2.3	2.3	2.3	2.3	2.4					
Avg. Stride Length [m]	5.8	7.2	6.9	6.8	7.1	7.0	7.3	7.2					





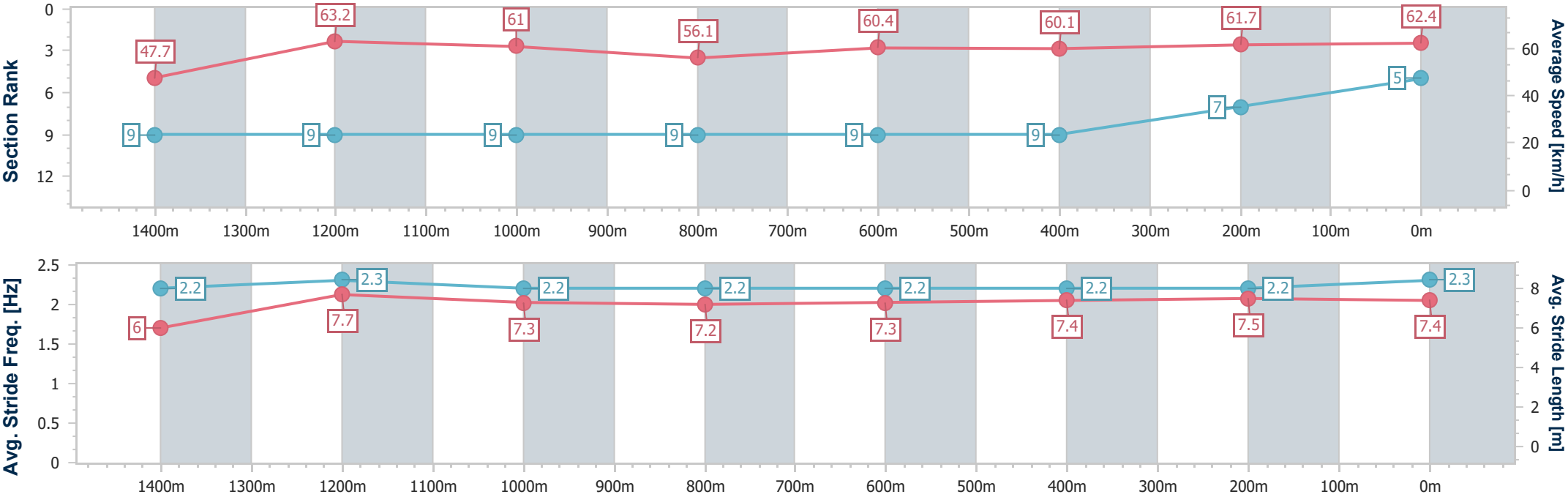
Horse/Jockey Name	Jenni Inda Jungle
Final Rank	5
Fastest Section Time (Section)	0:11.38 (1400m)
Top Speed [km/h] (Section)	63.8 (1400m)
Race State	Finished



GattonProfessional
Race 4: RACING QLD SUPPORTS SAFETY IN RACING
BENCHMARK 60 Handicap - 1600m
16 October 2025 - 14:50
Track Rating: Good 4, Weather: Fine, Rail Position: True



Section	Overall	1400m	1200m	1000m	800m	600m	400m	200m					
Section Times	1:38.71 [5] (0:15.13)	1:23.58 [9] (0:11.38)	1:12.20 [9] (0:11.94)	1:00.26 [9] (0:12.92)	0:47.34 [9] (0:11.97)	0:35.37 [9] (0:12.12)	0:23.25 [9] (0:11.72)	0:11.53 [7] (0:11.53)					
Average Speed [km/h]	47.7	63.2	61.0	56.1	60.4	60.1	61.7	62.4					
Top Speed [km/h]	62.5	63.8	63.7	60.1	61.1	61.1	63.3	63.2					
Avg. Dist. to Rail [m]	7.9	2.9	1.6	1.8	2.3	1.7	3.9	8.0					
Avg. Stride Freq. [Hz]	2.2	2.3	2.2	2.2	2.2	2.2	2.2	2.3					
Avg. Stride Length [m]	6.0	7.7	7.3	7.2	7.3	7.4	7.5	7.4					





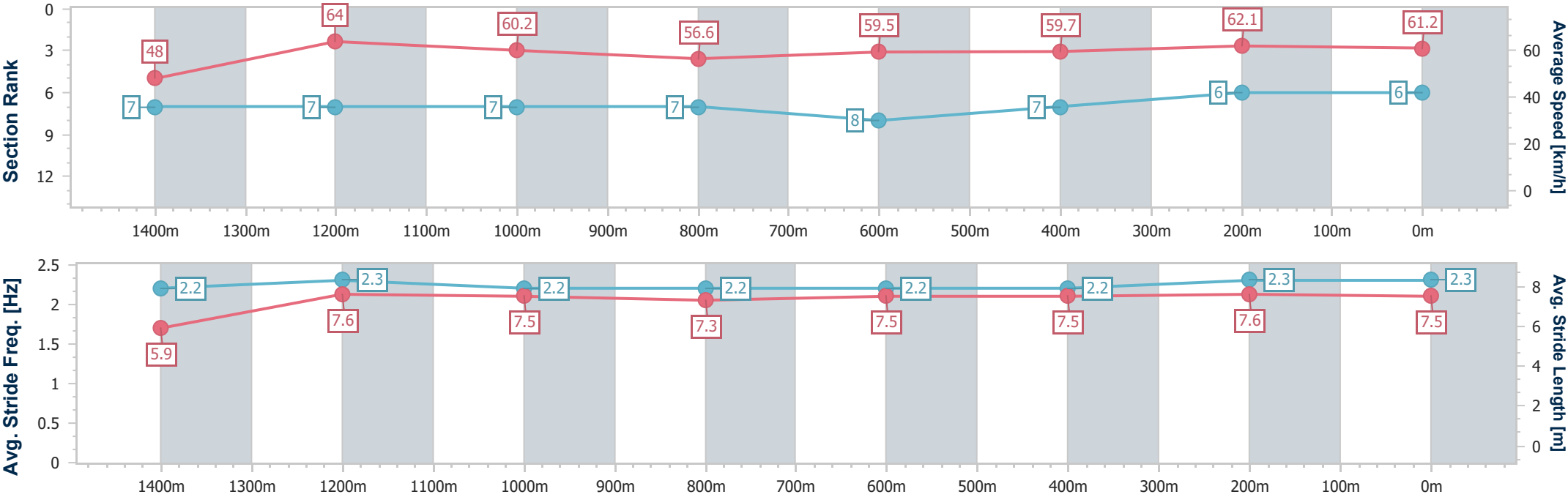
Horse/Jockey Name	Echo Hunter
Final Rank	6
Fastest Section Time (Section)	0:11.25 (1400m)
Top Speed [km/h] (Section)	65.2 (1400m)
Race State	Finished



GattonProfessional
Race 4: RACING QLD SUPPORTS SAFETY IN RACING
BENCHMARK 60 Handicap - 1600m
16 October 2025 - 14:50
Track Rating: Good 4, Weather: Fine, Rail Position: True



Section	Overall	1400m	1200m	1000m	800m	600m	400m	200m					
Section Times	1:38.79 [6] (0:15.00)	1:23.79 [7] (0:11.25)	1:12.54 [7] (0:12.03)	1:00.51 [7] (0:12.76)	0:47.75 [7] (0:12.07)	0:35.68 [8] (0:12.20)	0:23.48 [7] (0:11.70)	0:11.78 [6] (0:11.78)					
Average Speed [km/h]	48.0	64.0	60.2	56.6	59.5	59.7	62.1	61.2					
Top Speed [km/h]	62.9	65.2	63.7	60.2	60.6	60.8	63.1	62.9					
Avg. Dist. to Rail [m]	4.1	1.3	0.9	1.0	0.7	1.8	5.0	6.5					
Avg. Stride Freq. [Hz]	2.2	2.3	2.2	2.2	2.2	2.2	2.3	2.3					
Avg. Stride Length [m]	5.9	7.6	7.5	7.3	7.5	7.5	7.6	7.5					





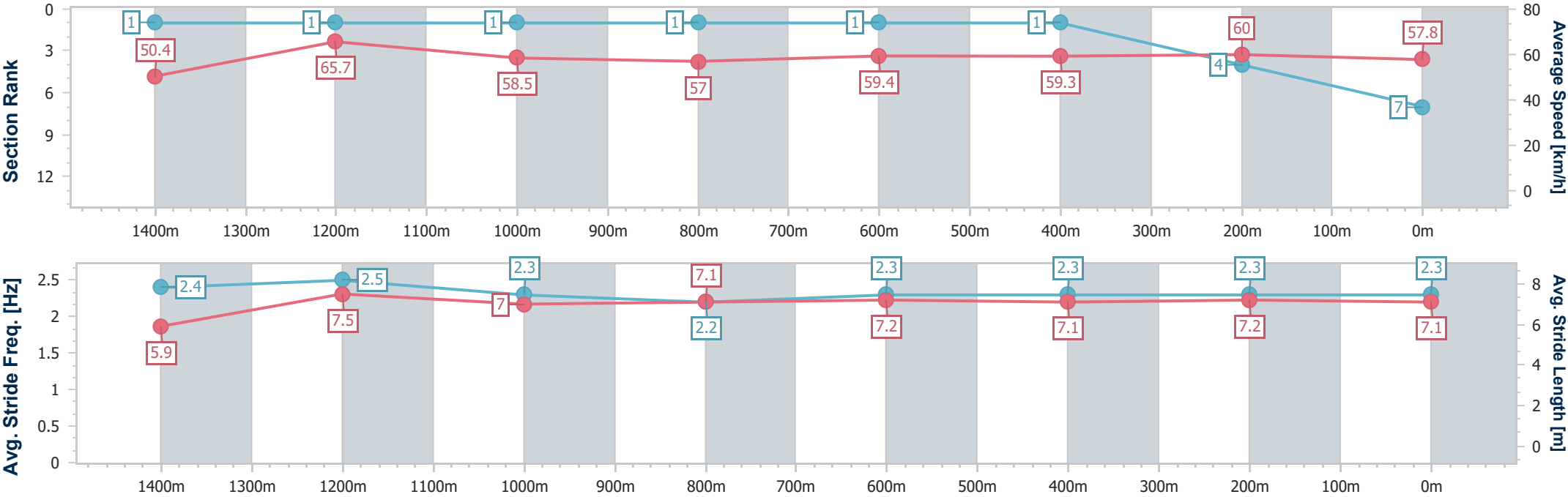
Horse/Jockey Name	He's Viral
Final Rank	7
Fastest Section Time (Section)	0:10.98 (1400m)
Top Speed [km/h] (Section)	66.8 (1400m)
Race State	Finished



GattonProfessional
Race 4: RACING QLD SUPPORTS SAFETY IN RACING
BENCHMARK 60 Handicap - 1600m
16 October 2025 - 14:50
Track Rating: Good 4, Weather: Fine, Rail Position: True



Section	Overall	1400m	1200m	1000m	800m	600m	400m	200m					
Section Times	1:39.12 [7] (0:14.27)	1:24.85 [1] (0:10.98)	1:13.87 [1] (0:12.33)	1:01.54 [1] (0:12.72)	0:48.82 [1] (0:12.13)	0:36.69 [1] (0:12.21)	0:24.48 [1] (0:12.06)	0:12.42 [4] (0:12.42)					
Average Speed [km/h]	50.4	65.7	58.5	57.0	59.4	59.3	60.0	57.8					
Top Speed [km/h]	66.5	66.8	63.4	59.6	59.9	59.8	60.3	59.5					
Avg. Dist. to Rail [m]	4.0	1.8	1.0	1.1	1.2	1.1	1.1	1.3					
Avg. Stride Freq. [Hz]	2.4	2.5	2.3	2.2	2.3	2.3	2.3	2.3					
Avg. Stride Length [m]	5.9	7.5	7.0	7.1	7.2	7.1	7.2	7.1					





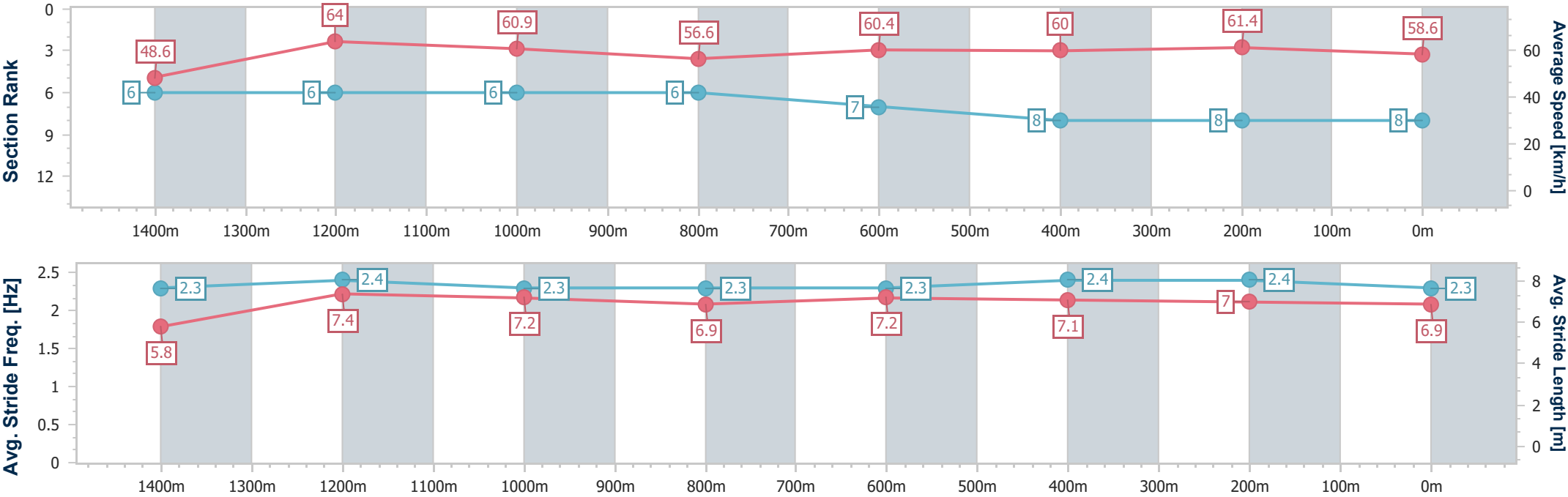
Horse/Jockey Name	Flying Celica
Final Rank	8
Fastest Section Time (Section)	0:11.23 (1400m)
Top Speed [km/h] (Section)	65.5 (1400m)
Race State	Finished



GattonProfessional
Race 4: RACING QLD SUPPORTS SAFETY IN RACING
BENCHMARK 60 Handicap - 1600m
16 October 2025 - 14:50
Track Rating: Good 4, Weather: Fine, Rail Position: True



Section	Overall	1400m	1200m	1000m	800m	600m	400m	200m					
Section Times	1:39.54 [8] (0:14.89)	1:24.65 [6] (0:11.23)	1:13.42 [6] (0:12.05)	1:01.37 [6] (0:12.85)	0:48.52 [6] (0:12.05)	0:36.47 [7] (0:12.31)	0:24.16 [8] (0:11.84)	0:12.32 [8] (0:12.32)					
Average Speed [km/h]	48.6	64.0	60.9	56.6	60.4	60.0	61.4	58.6					
Top Speed [km/h]	64.0	65.5	63.9	60.7	62.1	61.3	62.2	60.5					
Avg. Dist. to Rail [m]	8.4	2.7	3.1	3.1	4.0	4.2	5.3	9.5					
Avg. Stride Freq. [Hz]	2.3	2.4	2.3	2.3	2.3	2.4	2.4	2.3					
Avg. Stride Length [m]	5.8	7.4	7.2	6.9	7.2	7.1	7.0	6.9					





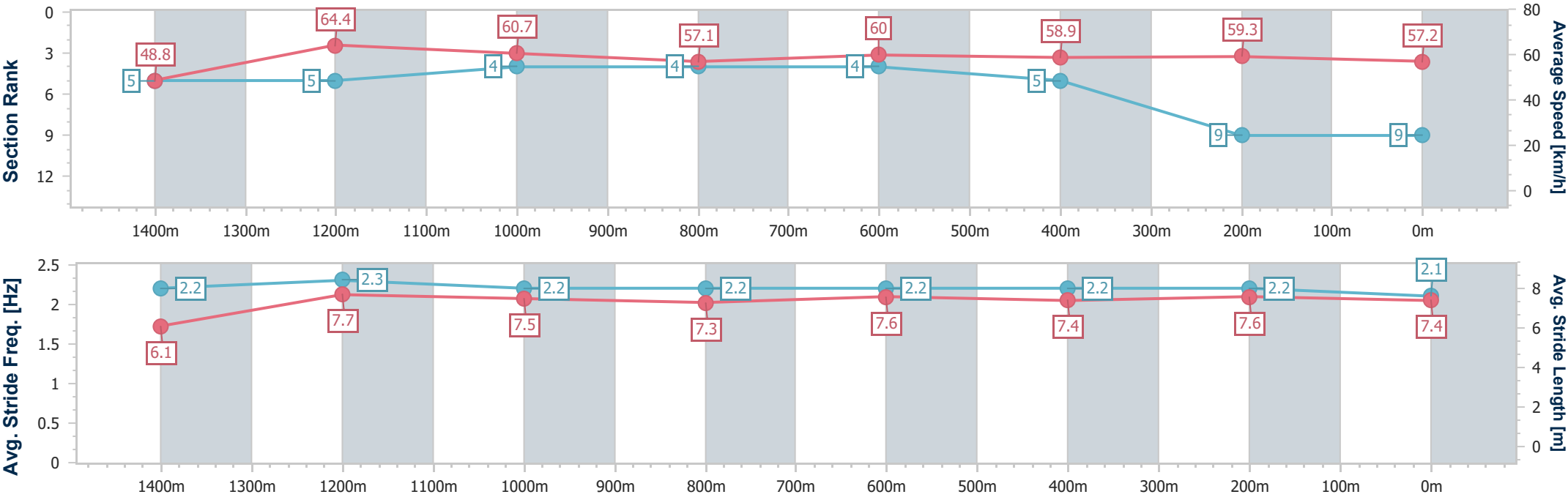
Horse/Jockey Name	Bonzabelter
Final Rank	9
Fastest Section Time (Section)	0:11.22 (1400m)
Top Speed [km/h] (Section)	65.6 (1400m)
Race State	Finished



GattonProfessional
Race 4: RACING QLD SUPPORTS SAFETY IN RACING
BENCHMARK 60 Handicap - 1600m
16 October 2025 - 14:50
Track Rating: Good 4, Weather: Fine, Rail Position: True



Section	Overall	1400m	1200m	1000m	800m	600m	400m	200m					
Section Times	1:39.99 [9] (0:14.71)	1:25.28 [5] (0:11.22)	1:14.06 [5] (0:12.01)	1:02.05 [4] (0:12.73)	0:49.32 [4] (0:12.11)	0:37.21 [4] (0:12.41)	0:24.80 [5] (0:12.22)	0:12.58 [9] (0:12.58)					
Average Speed [km/h]	48.8	64.4	60.7	57.1	60.0	58.9	59.3	57.2					
Top Speed [km/h]	64.5	65.6	63.8	60.1	61.0	59.9	59.9	58.8					
Avg. Dist. to Rail [m]	4.7	2.0	2.1	3.1	3.5	2.9	2.5	2.4					
Avg. Stride Freq. [Hz]	2.2	2.3	2.2	2.2	2.2	2.2	2.2	2.1					
Avg. Stride Length [m]	6.1	7.7	7.5	7.3	7.6	7.4	7.6	7.4					





GattonProfessional
Race 5: CONGRATULATIONS TRL PREMIERSHIP WINNERS A GRADE
GATTON HAWKS BENCHMARK 65 Handicap - 1400m
16 October 2025 - 15:27



LOCKYER VALLEY
TURF CLUB

Track Rating: Good 4, Weather: Fine, Rail Position: True

Section		Overall				1200m	1000m	800m	600m	400m	Last 600m	
Field Times		1:23.26				1:09.19	0:57.72	0:46.60	0:35.39	0:23.65	0:35.39	
		(0:14.07)				(0:11.47)	(0:11.12)	(0:11.21)	(0:11.74)	(0:11.74)		
Rank	TAB	Horse/Jockey	Barrier	Top Speed [km/h]	Fastest Section							Distance Travelled [m]
1	5	FORT WILLIAM	7	66.3	0:11.15	1:23.26 [1]	1:08.62 [8]	0:56.92 [8]	0:45.57 [8]	0:34.37 [8]	0:22.93 [6]	0:34.37
		Chelsea Baker		400m	400m	(0:14.64)	(0:11.70)	(0:11.35)	(0:11.20)	(0:11.44)	(0:11.15)	
2	4	SUPER QUICK	6	66.0	0:11.17	1:23.65 [2]	1:09.28 [3]	0:58.11 [1]	0:46.94 [2]	0:35.66 [2]	0:24.04 [1]	0:35.66 +2
		Ryan Wiggins		1000m	1200m	(0:14.37)	(0:11.17)	(0:11.17)	(0:11.28)	(0:11.62)	(0:11.74)	
3	9	RINGER'S REWARD	4	66.2	0:11.26	1:23.78 [3]	1:09.41 [4]	0:57.80 [5]	0:46.29 [6]	0:35.03 [6]	0:23.43 [7]	0:35.03 -2
		Montanna Savva		800m	800m	(0:14.37)	(0:11.61)	(0:11.51)	(0:11.26)	(0:11.60)	(0:11.60)	
4	6	INTRUDER	2	67.2	0:11.21	1:23.82 [4]	1:09.73 [2]	0:58.10 [3]	0:46.77 [3]	0:35.56 [3]	0:23.93 [3]	0:35.56 +0
		Justin Huxtable		800m	800m	(0:14.09)	(0:11.63)	(0:11.33)	(0:11.21)	(0:11.63)	(0:11.64)	
5	7	PARO	3	65.7	0:11.19	1:23.95 [5]	1:09.53 [6]	0:57.95 [6]	0:46.54 [5]	0:35.35 [5]	0:23.68 [5]	0:35.35 -6
		Luke Dempsey		800m	800m	(0:14.42)	(0:11.58)	(0:11.41)	(0:11.19)	(0:11.67)	(0:11.59)	
6	8	BLUE CHIP GIRL	5	67.2	0:11.20	1:24.12 [6]	1:09.71 [5]	0:58.21 [4]	0:46.80 [4]	0:35.60 [4]	0:23.93 [4]	0:35.60 +2
		Reece O'Connell		800m	800m	(0:14.41)	(0:11.50)	(0:11.41)	(0:11.20)	(0:11.67)	(0:11.58)	
7	3	ARAMINTA	1	67.1	0:11.03	1:24.31 [7]	1:10.24 [1]	0:58.68 [2]	0:47.65 [1]	0:36.44 [1]	0:24.68 [2]	0:36.44 -4
		Bella Youngberry		1000m	1000m	(0:14.07)	(0:11.56)	(0:11.03)	(0:11.21)	(0:11.76)	(0:11.93)	
8	1	DON'T DISS AROUND	8	65.8	0:11.27	1:24.68 [8]	1:10.09 [7]	0:58.44 [7]	0:47.10 [7]	0:35.83 [7]	0:24.13 [8]	0:35.83 +5
		Brandon Lerena		800m	800m	(0:14.59)	(0:11.65)	(0:11.34)	(0:11.27)	(0:11.70)	(0:11.64)	

Scratched: Sukhbir (#2), Flying Celica (#10)



GattonProfessional
Race 5: CONGRATULATIONS TRL PREMIERSHIP WINNERS A GRADE
GATTON HAWKS BENCHMARK 65 Handicap - 1400m
16 October 2025 - 15:27



Track Rating: Good 4, Weather: Fine, Rail Position: True

Section		200m					Last 600m		
Field Times		0:11.91 (0:11.91)					0:35.39		
Rank	TAB	Horse/Jockey	Barrier	Top Speed [km/h]	Fastest Section	Margin		Distance Travelled [m]	
1	5	FORT WILLIAM	7	66.3	0:11.15	0:11.78 [2]	1:23.26	0:34.37	
		Chelsea Baker		400m	400m	(0:11.78)			
2	4	SUPER QUICK	6	66.0	0:11.17	0:12.30 [1]	2.29L	0:35.66 +2	
		Ryan Wiggins		1000m	1200m	(0:12.30)			
3	9	RINGER'S REWARD	4	66.2	0:11.26	0:11.83 [7]	3.03L	0:35.03 -2	
		Montanna Savva		800m	800m	(0:11.83)			
4	6	INTRUDER	2	67.2	0:11.21	0:12.29 [3]	3.27L	0:35.56 +0	
		Justin Huxtable		800m	800m	(0:12.29)			
5	7	PARO	3	65.7	0:11.19	0:12.09 [6]	4.04L	0:35.35 -6	
		Luke Dempsey		800m	800m	(0:12.09)			
6	8	BLUE CHIP GIRL	5	67.2	0:11.20	0:12.35 [5]	5.02L	0:35.60 +2	
		Reece O'Connell		800m	800m	(0:12.35)			
7	3	ARAMINTA	1	67.1	0:11.03	0:12.75 [4]	6.14L	0:36.44 -4	
		Bella Youngberry		1000m	1000m	(0:12.75)			
8	1	DON'T DISS AROUND	8	65.8	0:11.27	0:12.49 [8]	8.31L	0:35.83 +5	
		Brandon Lerena		800m	800m	(0:12.49)			

Scratched: Sukhbir (#2), Flying Celica (#10)



Horse/Jockey Name	Fort William
Final Rank	1
Fastest Section Time (Section)	0:11.15 (400m)
Top Speed [km/h] (Section)	66.3 (400m)
Race State	Finished



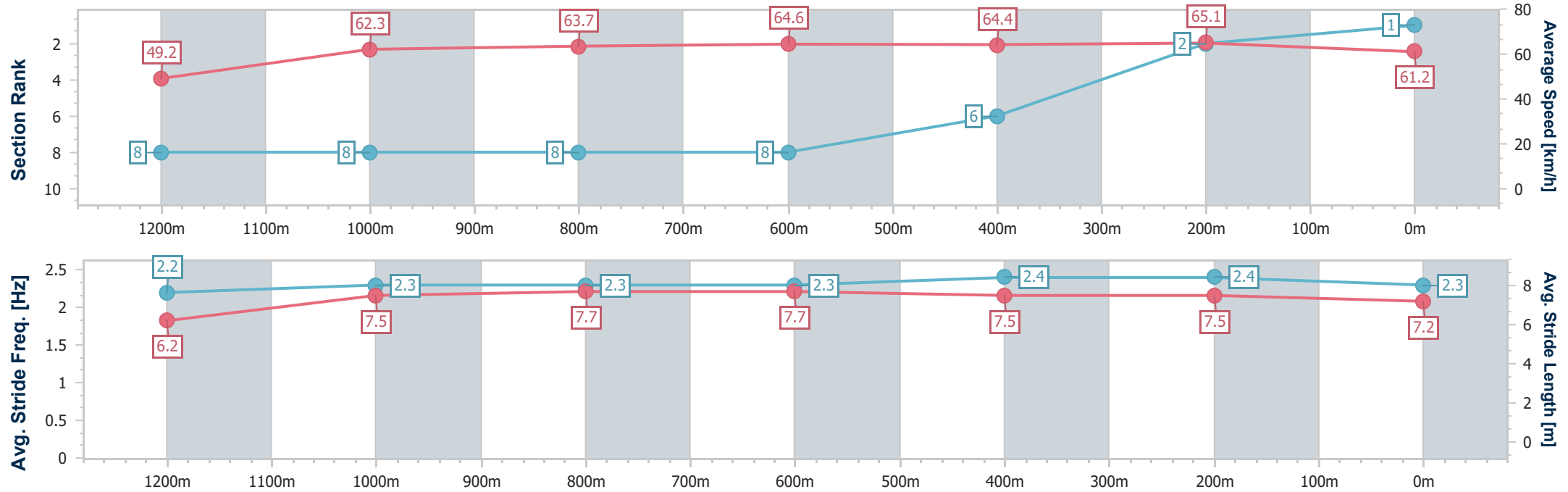
GattonProfessional
Race 5: CONGRATULATIONS TRL PREMIERSHIP WINNERS A
GRADE GATTON HAWKS BENCHMARK 65 Handicap - 1400m

16 October 2025 - 15:27

Track Rating: Good 4, Weather: Fine, Rail Position: True



Section	Overall	1200m	1000m	800m	600m	400m	200m						
Section Times	1:23.26 [1] (0:14.64)	1:08.62 [8] (0:11.70)	0:56.92 [8] (0:11.35)	0:45.57 [8] (0:11.20)	0:34.37 [8] (0:11.44)	0:22.93 [6] (0:11.15)	0:11.78 [2] (0:11.78)						
Average Speed [km/h]	49.2	62.3	63.7	64.6	64.4	65.1	61.2						
Top Speed [km/h]	61.7	63.3	65.0	65.1	65.3	66.3	64.0						
Avg. Dist. to Rail [m]	6.1	2.2	1.4	2.2	3.9	4.8	5.1						
Avg. Stride Freq. [Hz]	2.2	2.3	2.3	2.3	2.4	2.4	2.3						
Avg. Stride Length [m]	6.2	7.5	7.7	7.7	7.5	7.5	7.2						



- [] Ranking at each section and finish
- .-.- No data available at this section
- NA No data available



Horse/Jockey Name	Super Quick
Final Rank	2
Fastest Section Time (Section)	0:11.17 (1200m)
Top Speed [km/h] (Section)	66.0 (1000m)
Race State	Finished



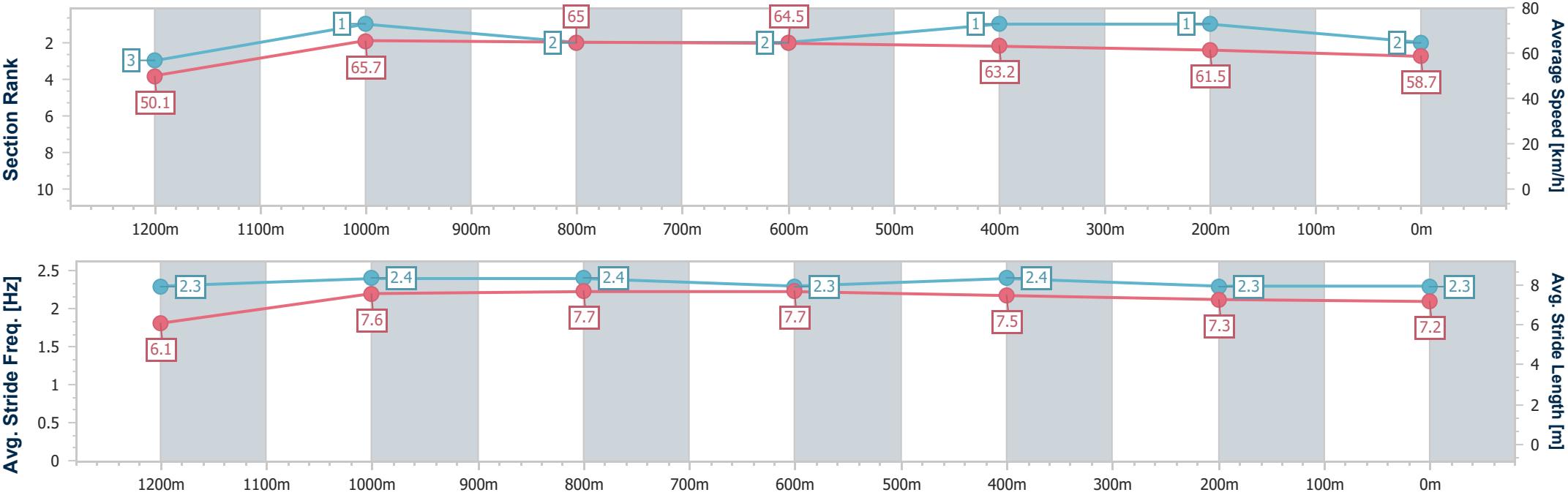
GattonProfessional
Race 5: CONGRATULATIONS TRL PREMIERSHIP WINNERS A
GRADE GATTON HAWKS BENCHMARK 65 Handicap - 1400m

16 October 2025 - 15:27

Track Rating: Good 4, Weather: Fine, Rail Position: True



Section	Overall	1200m	1000m	800m	600m	400m	200m						
Section Times	1:23.65 [2] (0:14.37)	1:09.28 [3] (0:11.17)	0:58.11 [1] (0:11.17)	0:46.94 [2] (0:11.28)	0:35.66 [2] (0:11.62)	0:24.04 [1] (0:11.74)	0:12.30 [1] (0:12.30)						
Average Speed [km/h]	50.1	65.7	65.0	64.5	63.2	61.5	58.7						
Top Speed [km/h]	65.5	65.9	66.0	65.8	64.6	63.5	61.0						
Avg. Dist. to Rail [m]	5.0	3.2	2.9	3.8	3.0	3.3	4.6						
Avg. Stride Freq. [Hz]	2.3	2.4	2.4	2.3	2.4	2.3	2.3						
Avg. Stride Length [m]	6.1	7.6	7.7	7.7	7.5	7.3	7.2						





Horse/Jockey Name	Ringer's Reward
Final Rank	3
Fastest Section Time (Section)	0:11.26 (800m)
Top Speed [km/h] (Section)	66.2 (800m)
Race State	Finished



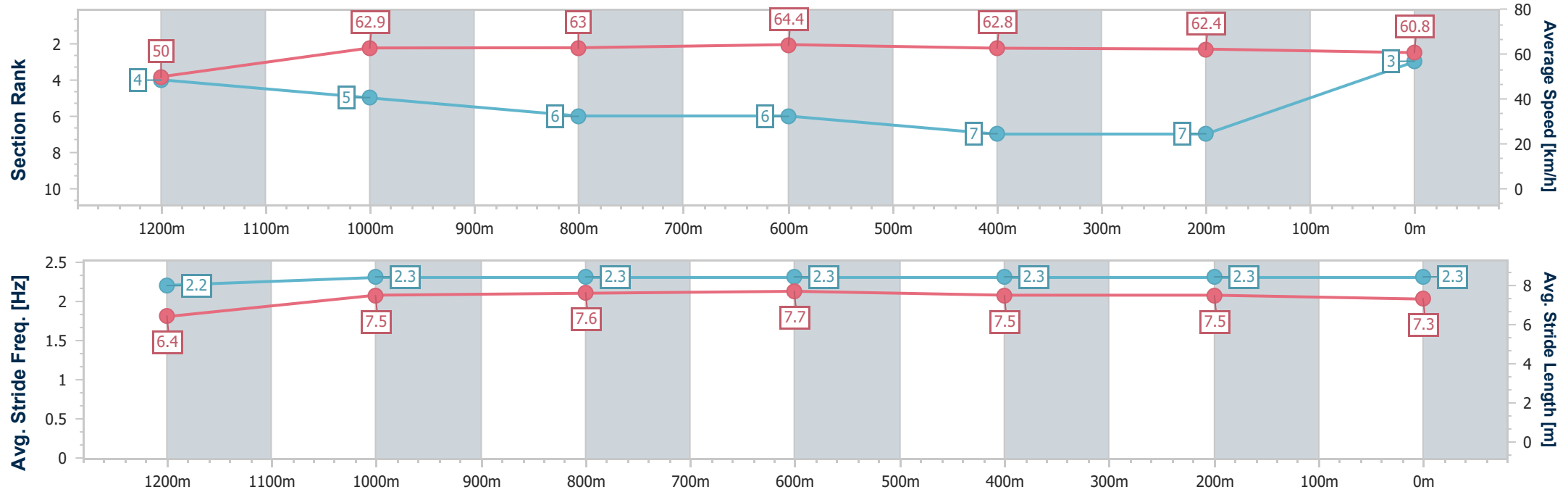
GattonProfessional
Race 5: CONGRATULATIONS TRL PREMIERSHIP WINNERS A
GRADE GATTON HAWKS BENCHMARK 65 Handicap - 1400m

16 October 2025 - 15:27

Track Rating: Good 4, Weather: Fine, Rail Position: True



Section	Overall	1200m	1000m	800m	600m	400m	200m						
Section Times	1:23.78 [3] (0:14.37)	1:09.41 [4] (0:11.61)	0:57.80 [5] (0:11.51)	0:46.29 [6] (0:11.26)	0:35.03 [6] (0:11.60)	0:23.43 [7] (0:11.60)	0:11.83 [7] (0:11.83)						
Average Speed [km/h]	50.0	62.9	63.0	64.4	62.8	62.4	60.8						
Top Speed [km/h]	62.6	63.9	64.2	66.2	64.5	63.2	62.0						
Avg. Dist. to Rail [m]	3.4	2.5	2.2	2.8	1.9	3.3	6.5						
Avg. Stride Freq. [Hz]	2.2	2.3	2.3	2.3	2.3	2.3	2.3						
Avg. Stride Length [m]	6.4	7.5	7.6	7.7	7.5	7.5	7.3						



- [] Ranking at each section and finish
- .-.- No data available at this section
- NA No data available



Horse/Jockey Name	Intruder
Final Rank	4
Fastest Section Time (Section)	0:11.21 (800m)
Top Speed [km/h] (Section)	67.2 (800m)
Race State	Finished



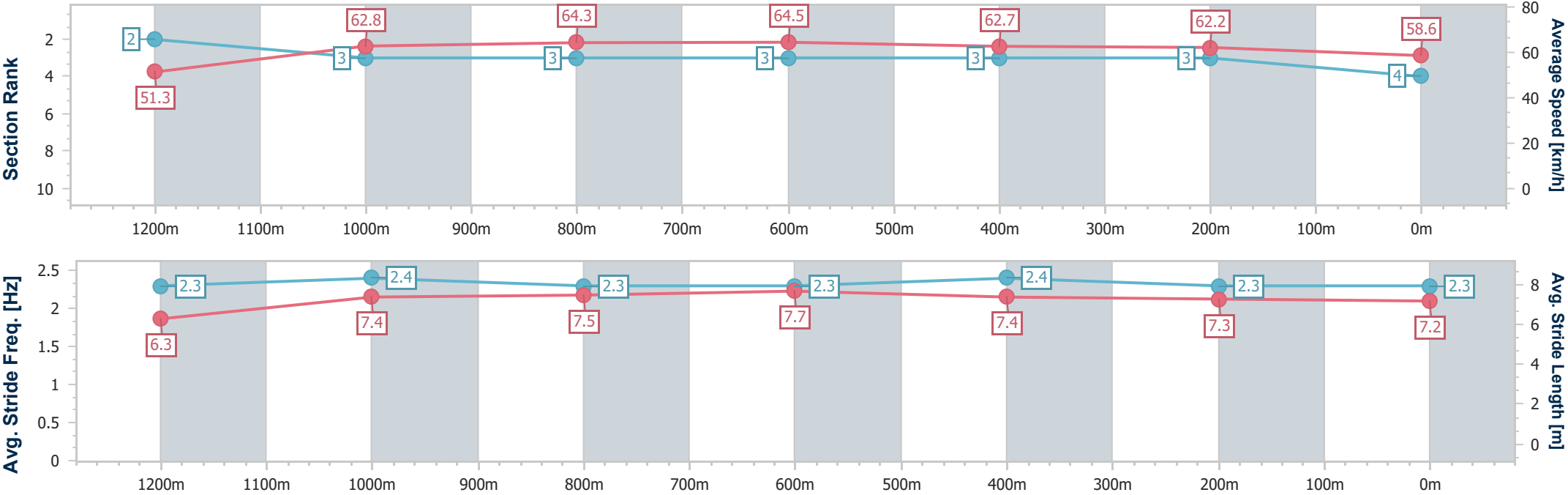
GattonProfessional
Race 5: CONGRATULATIONS TRL PREMIERSHIP WINNERS A
GRADE GATTON HAWKS BENCHMARK 65 Handicap - 1400m

16 October 2025 - 15:27

Track Rating: Good 4, Weather: Fine, Rail Position: True



Section	Overall	1200m	1000m	800m	600m	400m	200m						
Section Times	1:23.82 [4] (0:14.09)	1:09.73 [2] (0:11.63)	0:58.10 [3] (0:11.33)	0:46.77 [3] (0:11.21)	0:35.56 [3] (0:11.63)	0:23.93 [3] (0:11.64)	0:12.29 [3] (0:12.29)						
Average Speed [km/h]	51.3	62.8	64.3	64.5	62.7	62.2	58.6						
Top Speed [km/h]	62.0	64.0	66.7	67.2	64.9	63.2	61.9						
Avg. Dist. to Rail [m]	2.3	2.8	2.7	2.8	2.1	2.8	5.3						
Avg. Stride Freq. [Hz]	2.3	2.4	2.3	2.3	2.4	2.3	2.3						
Avg. Stride Length [m]	6.3	7.4	7.5	7.7	7.4	7.3	7.2						





Horse/Jockey Name	Paro
Final Rank	5
Fastest Section Time (Section)	0:11.19 (800m)
Top Speed [km/h] (Section)	65.7 (800m)
Race State	Finished



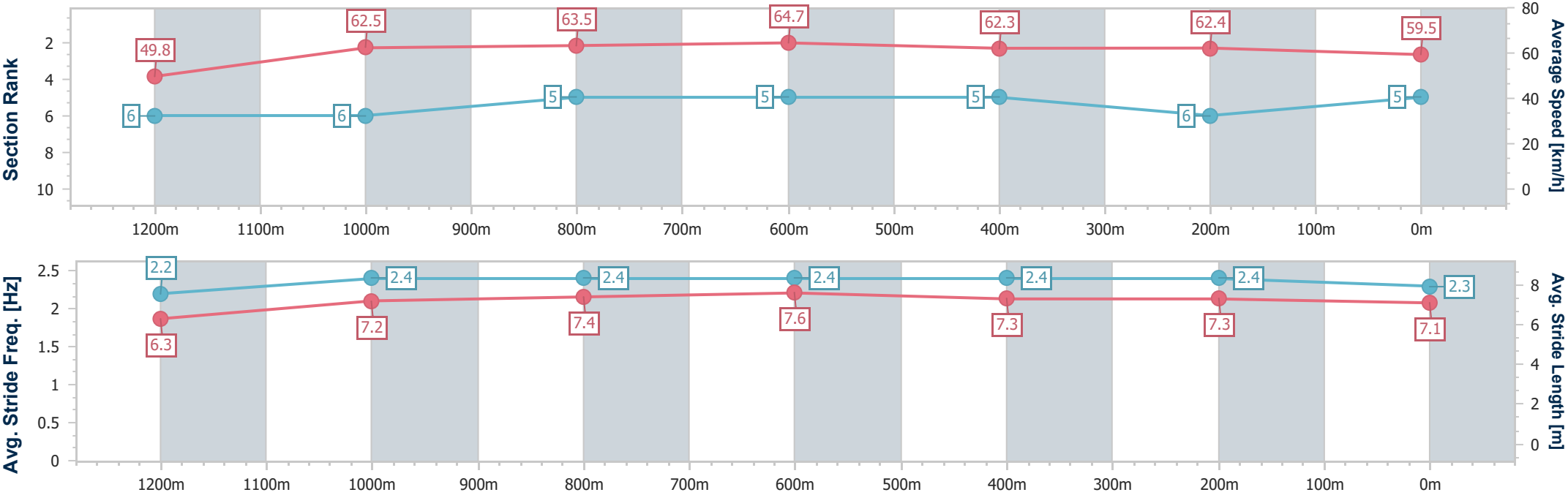
GattonProfessional
Race 5: CONGRATULATIONS TRL PREMIERSHIP WINNERS A
GRADE GATTON HAWKS BENCHMARK 65 Handicap - 1400m

16 October 2025 - 15:27

Track Rating: Good 4, Weather: Fine, Rail Position: True



Section	Overall	1200m	1000m	800m	600m	400m	200m						
Section Times	1:23.95 [5] (0:14.42)	1:09.53 [6] (0:11.58)	0:57.95 [6] (0:11.41)	0:46.54 [5] (0:11.19)	0:35.35 [5] (0:11.67)	0:23.68 [5] (0:11.59)	0:12.09 [6] (0:12.09)						
Average Speed [km/h]	49.8	62.5	63.5	64.7	62.3	62.4	59.5						
Top Speed [km/h]	61.4	63.8	64.2	65.7	64.4	64.5	61.4						
Avg. Dist. to Rail [m]	2.1	1.1	1.2	1.8	1.7	2.3	5.3						
Avg. Stride Freq. [Hz]	2.2	2.4	2.4	2.4	2.4	2.4	2.3						
Avg. Stride Length [m]	6.3	7.2	7.4	7.6	7.3	7.3	7.1						



- [] Ranking at each section and finish
- .-.- No data available at this section
- NA No data available



Horse/Jockey Name	Blue Chip Girl
Final Rank	6
Fastest Section Time (Section)	0:11.20 (800m)
Top Speed [km/h] (Section)	67.2 (800m)
Race State	Finished



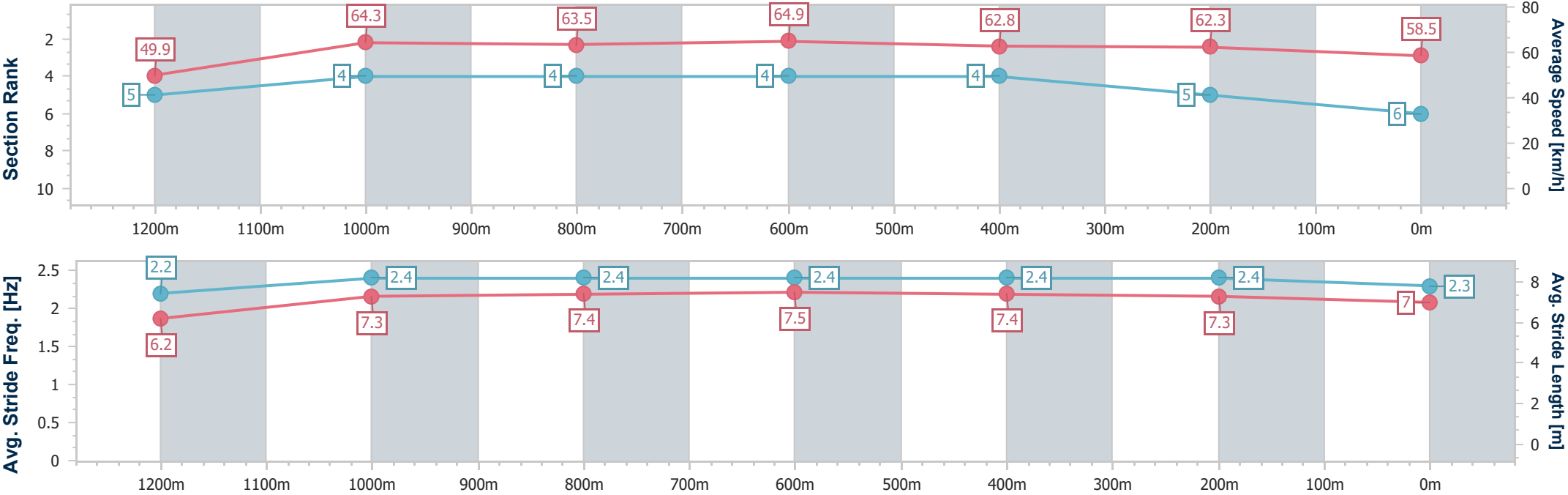
GattonProfessional
Race 5: CONGRATULATIONS TRL PREMIERSHIP WINNERS A
GRADE GATTON HAWKS BENCHMARK 65 Handicap - 1400m

16 October 2025 - 15:27

Track Rating: Good 4, Weather: Fine, Rail Position: True



Section	Overall	1200m	1000m	800m	600m	400m	200m						
Section Times	1:24.12 [6] (0:14.41)	1:09.71 [5] (0:11.50)	0:58.21 [4] (0:11.41)	0:46.80 [4] (0:11.20)	0:35.60 [4] (0:11.67)	0:23.93 [4] (0:11.58)	0:12.35 [5] (0:12.35)						
Average Speed [km/h]	49.9	64.3	63.5	64.9	62.8	62.3	58.5						
Top Speed [km/h]	62.6	65.6	65.9	67.2	65.6	65.0	60.8						
Avg. Dist. to Rail [m]	4.5	4.0	2.7	3.1	2.7	3.7	6.8						
Avg. Stride Freq. [Hz]	2.2	2.4	2.4	2.4	2.4	2.4	2.3						
Avg. Stride Length [m]	6.2	7.3	7.4	7.5	7.4	7.3	7.0						





Horse/Jockey Name	Araminta
Final Rank	7
Fastest Section Time (Section)	0:11.03 (1000m)
Top Speed [km/h] (Section)	67.1 (1000m)
Race State	Finished



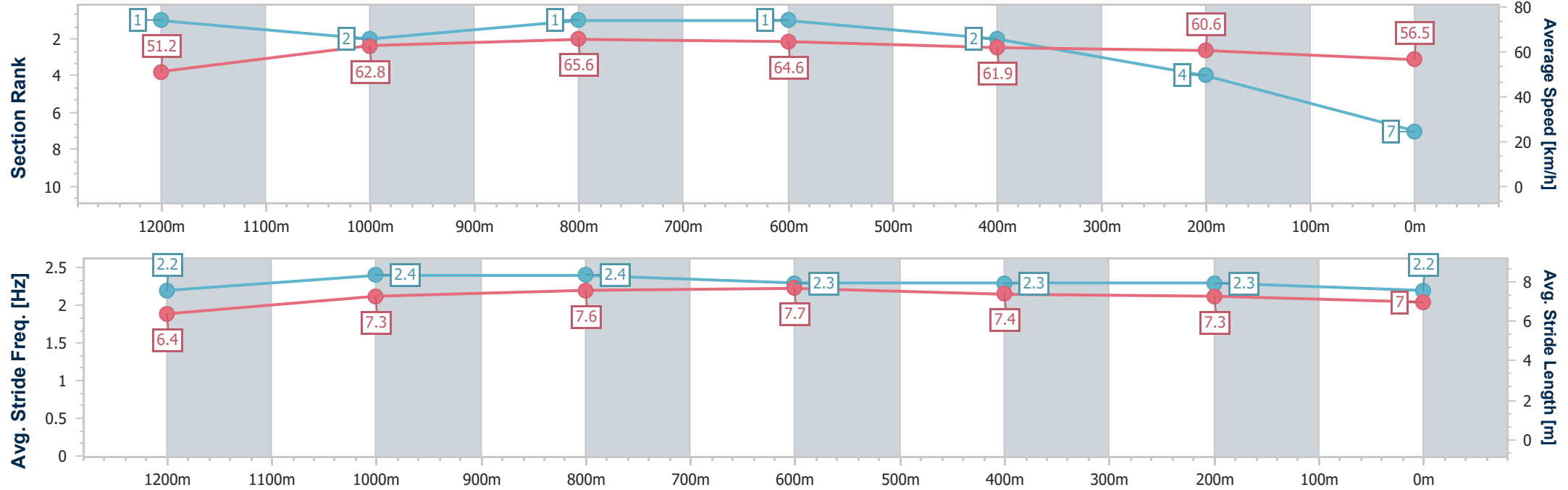
GattonProfessional
Race 5: CONGRATULATIONS TRL PREMIERSHIP WINNERS A
GRADE GATTON HAWKS BENCHMARK 65 Handicap - 1400m

16 October 2025 - 15:27

Track Rating: Good 4, Weather: Fine, Rail Position: True



Section	Overall	1200m	1000m	800m	600m	400m	200m						
Section Times	1:24.31 [7] (0:14.07)	1:10.24 [1] (0:11.56)	0:58.68 [2] (0:11.03)	0:47.65 [1] (0:11.21)	0:36.44 [1] (0:11.76)	0:24.68 [2] (0:11.93)	0:12.75 [4] (0:12.75)						
Average Speed [km/h]	51.2	62.8	65.6	64.6	61.9	60.6	56.5						
Top Speed [km/h]	62.4	65.0	67.1	66.4	63.9	62.2	58.4						
Avg. Dist. to Rail [m]	1.5	1.5	1.9	1.9	2.1	1.8	2.9						
Avg. Stride Freq. [Hz]	2.2	2.4	2.4	2.3	2.3	2.3	2.2						
Avg. Stride Length [m]	6.4	7.3	7.6	7.7	7.4	7.3	7.0						





Horse/Jockey Name	Don't Diss Around
Final Rank	8
Fastest Section Time (Section)	0:11.27 (800m)
Top Speed [km/h] (Section)	65.8 (800m)
Race State	Finished



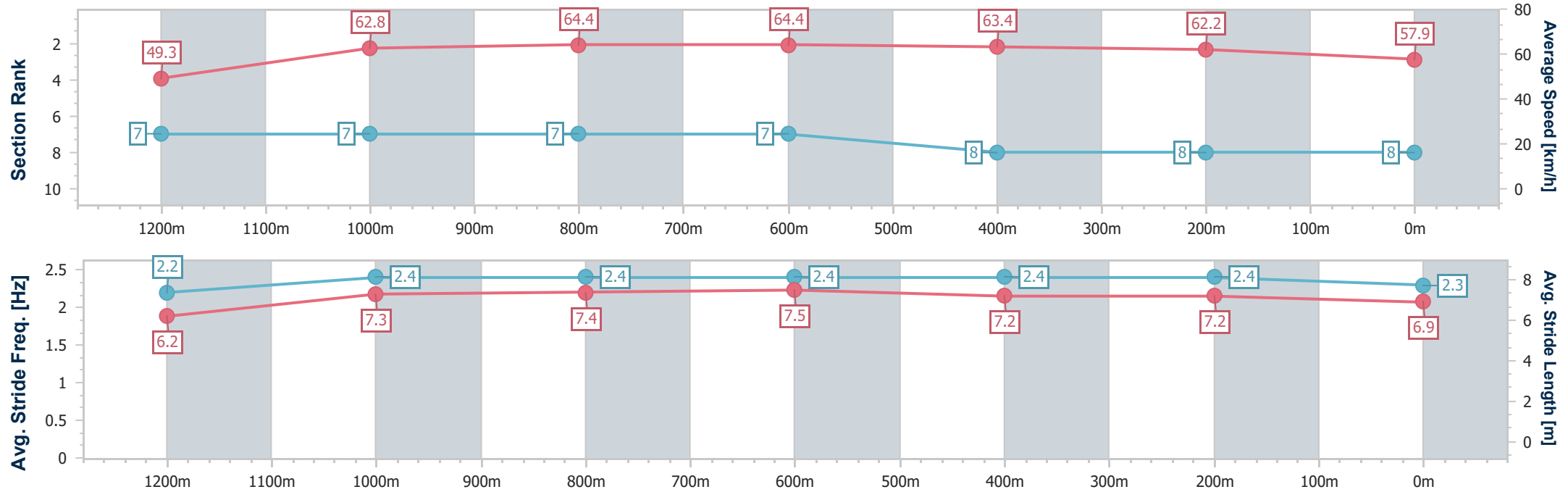
GattonProfessional
Race 5: CONGRATULATIONS TRL PREMIERSHIP WINNERS A
GRADE GATTON HAWKS BENCHMARK 65 Handicap - 1400m

16 October 2025 - 15:27

Track Rating: Good 4, Weather: Fine, Rail Position: True



Section	Overall	1200m	1000m	800m	600m	400m	200m						
Section Times	1:24.68 [8] (0:14.59)	1:10.09 [7] (0:11.65)	0:58.44 [7] (0:11.34)	0:47.10 [7] (0:11.27)	0:35.83 [7] (0:11.70)	0:24.13 [8] (0:11.64)	0:12.49 [8] (0:12.49)						
Average Speed [km/h]	49.3	62.8	64.4	64.4	63.4	62.2	57.9						
Top Speed [km/h]	61.1	63.1	65.4	65.8	65.0	64.9	60.5						
Avg. Dist. to Rail [m]	7.3	2.9	3.4	3.8	4.8	4.7	2.9						
Avg. Stride Freq. [Hz]	2.2	2.4	2.4	2.4	2.4	2.4	2.3						
Avg. Stride Length [m]	6.2	7.3	7.4	7.5	7.2	7.2	6.9						





GattonProfessional
Race 6: LVTC 2025 MELBOURNE CUP CALCUTTA 2ND NOVEMBER
TICKETS ON SALE NOW Class 1 Handicap - 1100m
16 October 2025 - 16:07



LOCKYER VALLEY
· TURF CLUB ·

Track Rating: Good 4, Weather: Fine, Rail Position: True

Section		Overall				1000m	800m	600m	400m	200m	Last 600m		
Field Times		1:05.79				0:57.56	0:45.91	0:34.17	0:22.14	0:11.05	0:34.17		
		(0:08.23)				(0:11.65)	(0:11.74)	(0:12.03)	(0:11.09)	(0:11.05)			
Rank	TAB	Horse/Jockey	Barrier	Top Speed [km/h]	Fastest Section						Margin	Distance Travelled [m]	
1	1	GOLD FEVER	5	68.1	0:08.58	1:05.79 [1]	0:57.21 [5]	0:45.71 [4]	0:34.05 [3]	0:22.00 [2]	0:11.03 [2]	1:05.79	0:34.05
		Corey Sutherland		200m	Overall	(0:08.58)	(0:11.50)	(0:11.66)	(0:12.05)	(0:10.97)	(0:11.03)		
2	5	DAZZLING DIAMOND	8	67.2	0:08.52	1:05.82 [2]	0:57.30 [3]	0:45.47 [5]	0:33.85 [5]	0:21.92 [5]	0:10.99 [3]	0.18L	0:33.85 +3
		Kayla Johnston		400m	Overall	(0:08.52)	(0:11.83)	(0:11.62)	(0:11.93)	(0:10.93)	(0:10.99)		
3	8	WISE CHOICE	2	66.6	0:08.23	1:05.98 [3]	0:57.75 [1]	0:46.10 [1]	0:34.36 [1]	0:22.33 [1]	0:11.24 [1]	1.14L	0:34.36 -4
		Les Tilley		200m	Overall	(0:08.23)	(0:11.65)	(0:11.74)	(0:12.03)	(0:11.09)	(0:11.24)		
4	7	SPIRIT OF NURAI	3	66.7	0:08.66	1:06.23 [4]	0:57.57 [6]	0:45.78 [6]	0:34.09 [6]	0:22.04 [6]	0:10.97 [6]	2.59L	0:34.09 -4
		Corey Bayliss		400m	Overall	(0:08.66)	(0:11.79)	(0:11.69)	(0:12.05)	(0:11.07)	(0:10.97)		
5	14	PEACH GALANTES	1	65.5	0:08.40	1:06.25 [5]	0:57.85 [2]	0:46.19 [2]	0:34.53 [2]	0:22.45 [3]	0:11.24 [4]	2.74L	0:34.53 -2
		Georgina Cartwright		200m	Overall	(0:08.40)	(0:11.66)	(0:11.66)	(0:12.08)	(0:11.21)	(0:11.24)		
6	10	BOMBISCUIT	6	65.8	0:08.88	1:06.60 [6]	0:57.72 [7]	0:46.11 [7]	0:34.45 [7]	0:22.40 [7]	0:11.26 [7]	4.8L	0:34.45 +2
		Scott Sheargold		400m	Overall	(0:08.88)	(0:11.61)	(0:11.66)	(0:12.05)	(0:11.14)	(0:11.26)		
7	6	AIN'T TELLIN	7	65.6	0:08.55	1:06.74 [7]	0:58.19 [4]	0:46.67 [3]	0:34.96 [4]	0:22.91 [4]	0:11.64 [5]	5.6L	0:34.96 +4
		Sarah Robbins		400m	Overall	(0:08.55)	(0:11.52)	(0:11.71)	(0:12.05)	(0:11.27)	(0:11.64)		

Scratched: Zimbara (#9), Turn Up The Music (#3), Maikrow (#2), Marathia (#11), Destinys Pinnacle (#12), She's My Lady (#13), Keepmeintheleope (#4)



Horse/Jockey Name	Gold Fever
Final Rank	1
Fastest Section Time (Section)	0:08.58 (Overall)
Top Speed [km/h] (Section)	68.1 (200m)
Race State	Finished



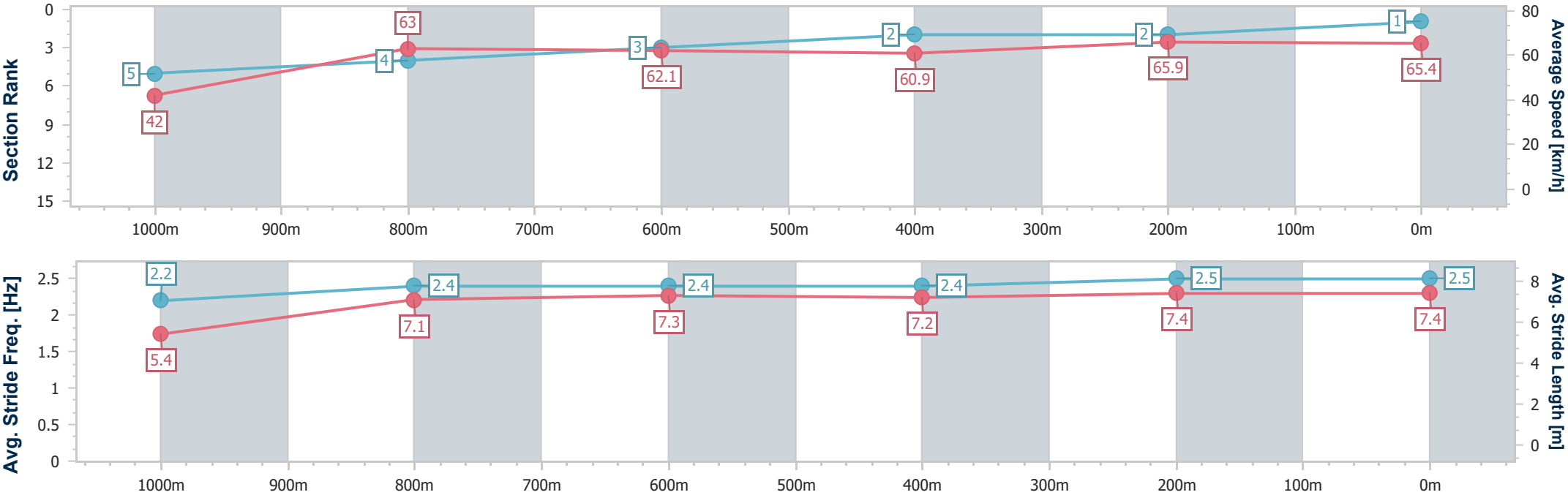
GattonProfessional
Race 6: LVTC 2025 MELBOURNE CUP CALCUTTA 2ND
NOVEMBER TICKETS ON SALE NOW Class 1 Handicap -
1100m



16 October 2025 - 16:07

Track Rating: Good 4, Weather: Fine, Rail Position: True

Section	Overall	1000m	800m	600m	400m	200m								
Section Times	1:05.79 [1] (0:08.58)	0:57.21 [5] (0:11.50)	0:45.71 [4] (0:11.66)	0:34.05 [3] (0:12.05)	0:22.00 [2] (0:10.97)	0:11.03 [2] (0:11.03)								
Average Speed [km/h]	42.0	63.0	62.1	60.9	65.9	65.4								
Top Speed [km/h]	60.8	64.2	63.8	62.5	67.4	68.1								
Avg. Dist. to Rail [m]	5.9	1.8	2.3	3.1	4.2	6.8								
Avg. Stride Freq. [Hz]	2.2	2.4	2.4	2.4	2.5	2.5								
Avg. Stride Length [m]	5.4	7.1	7.3	7.2	7.4	7.4								





Horse/Jockey Name	Dazzling Diamond
Final Rank	2
Fastest Section Time (Section)	0:08.52 (Overall)
Top Speed [km/h] (Section)	67.2 (400m)
Race State	Finished



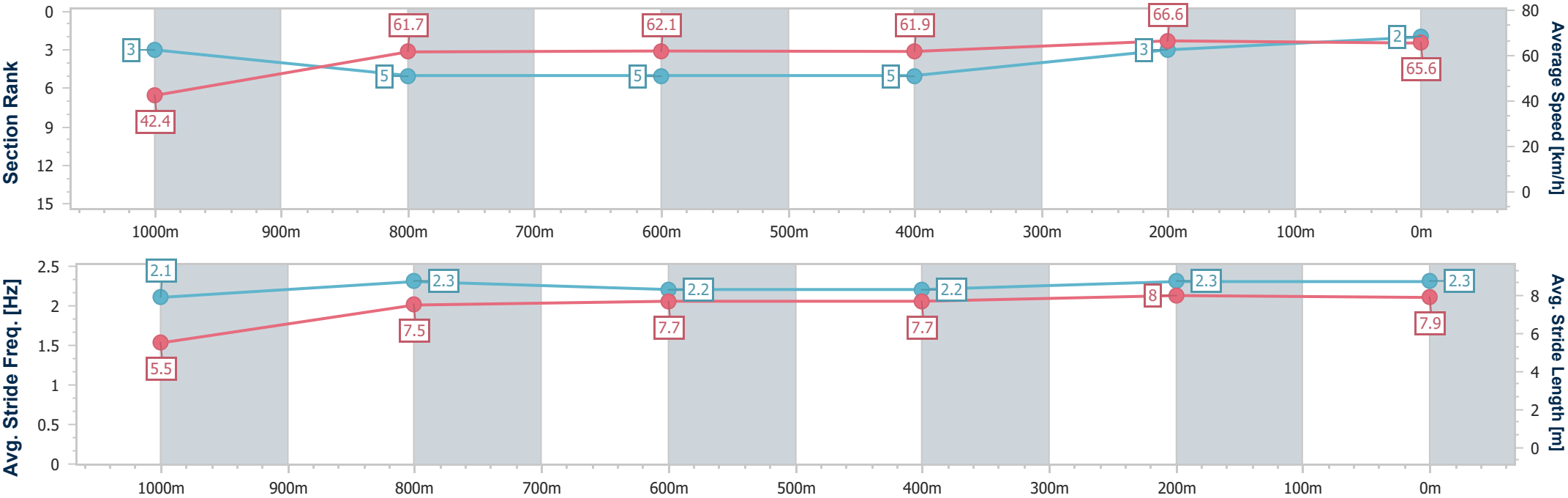
GattonProfessional
Race 6: LVTC 2025 MELBOURNE CUP CALCUTTA 2ND
NOVEMBER TICKETS ON SALE NOW Class 1 Handicap -
1100m



16 October 2025 - 16:07

Track Rating: Good 4, Weather: Fine, Rail Position: True

Section	Overall	1000m	800m	600m	400m	200m								
Section Times	1:05.82 [2] (0:08.52)	0:57.30 [3] (0:11.83)	0:45.47 [5] (0:11.62)	0:33.85 [5] (0:11.93)	0:21.92 [5] (0:10.93)	0:10.99 [3] (0:10.99)								
Average Speed [km/h]	42.4	61.7	62.1	61.9	66.6	65.6								
Top Speed [km/h]	61.3	62.5	63.7	65.3	67.2	66.8								
Avg. Dist. to Rail [m]	8.7	3.6	2.4	3.7	6.5	9.8								
Avg. Stride Freq. [Hz]	2.1	2.3	2.2	2.2	2.3	2.3								
Avg. Stride Length [m]	5.5	7.5	7.7	7.7	8.0	7.9								





Horse/Jockey Name	Wise Choice
Final Rank	3
Fastest Section Time (Section)	0:08.23 (Overall)
Top Speed [km/h] (Section)	66.6 (200m)
Race State	Finished



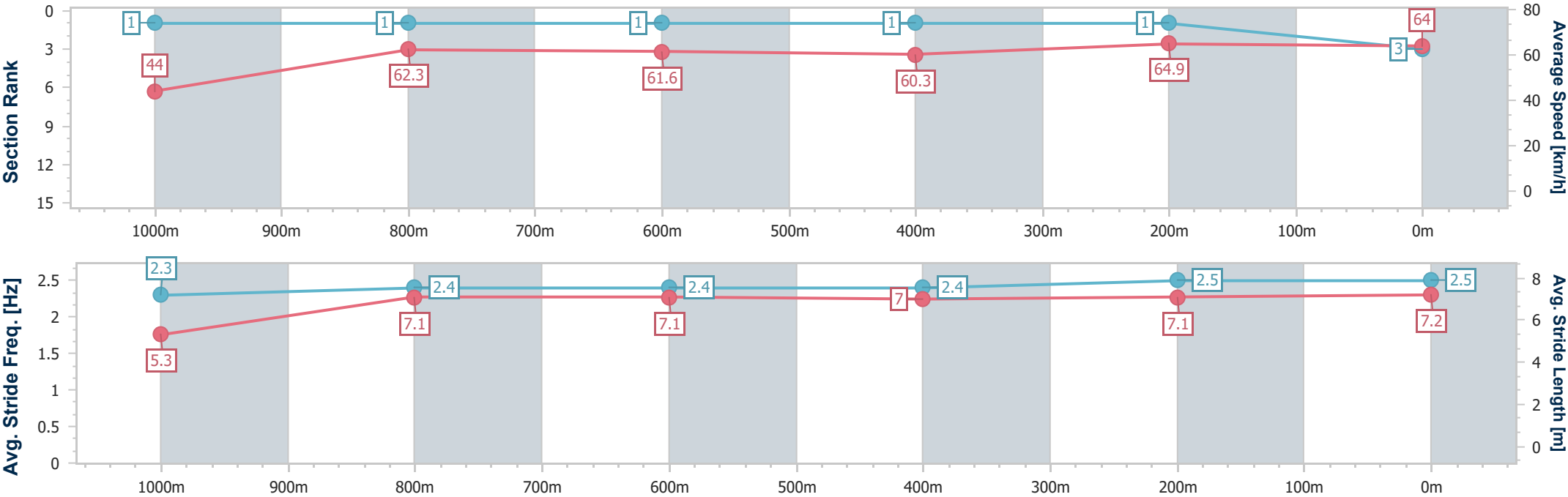
GattonProfessional
Race 6: LVTC 2025 MELBOURNE CUP CALCUTTA 2ND
NOVEMBER TICKETS ON SALE NOW Class 1 Handicap -
1100m



16 October 2025 - 16:07

Track Rating: Good 4, Weather: Fine, Rail Position: True

Section	Overall	1000m	800m	600m	400m	200m							
Section Times	1:05.98 [3] (0:08.23)	0:57.75 [1] (0:11.65)	0:46.10 [1] (0:11.74)	0:34.36 [1] (0:12.03)	0:22.33 [1] (0:11.09)	0:11.24 [1] (0:11.24)							
Average Speed [km/h]	44.0	62.3	61.6	60.3	64.9	64.0							
Top Speed [km/h]	62.4	63.2	62.6	63.1	66.4	66.6							
Avg. Dist. to Rail [m]	5.8	2.7	1.3	0.9	2.2	4.7							
Avg. Stride Freq. [Hz]	2.3	2.4	2.4	2.4	2.5	2.5							
Avg. Stride Length [m]	5.3	7.1	7.1	7.0	7.1	7.2							





Horse/Jockey Name	Spirit Of Nurai
Final Rank	4
Fastest Section Time (Section)	0:08.66 (Overall)
Top Speed [km/h] (Section)	66.7 (400m)
Race State	Finished



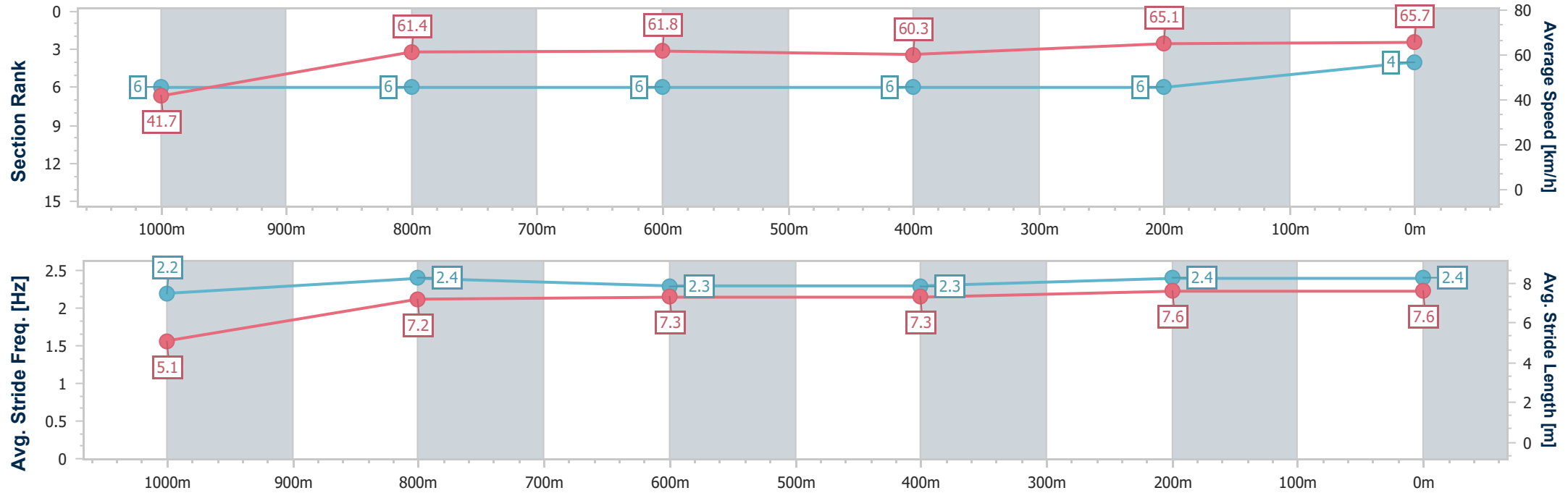
GattonProfessional
Race 6: LVTC 2025 MELBOURNE CUP CALCUTTA 2ND
NOVEMBER TICKETS ON SALE NOW Class 1 Handicap -
1100m



16 October 2025 - 16:07

Track Rating: Good 4, Weather: Fine, Rail Position: True

Section	Overall	1000m	800m	600m	400m	200m								
Section Times	1:06.23 [4] (0:08.66)	0:57.57 [6] (0:11.79)	0:45.78 [6] (0:11.69)	0:34.09 [6] (0:12.05)	0:22.04 [6] (0:11.07)	0:10.97 [6] (0:10.97)								
Average Speed [km/h]	41.7	61.4	61.8	60.3	65.1	65.7								
Top Speed [km/h]	59.5	62.8	63.7	63.0	66.7	66.6								
Avg. Dist. to Rail [m]	4.5	1.3	1.3	1.3	2.2	1.8								
Avg. Stride Freq. [Hz]	2.2	2.4	2.3	2.3	2.4	2.4								
Avg. Stride Length [m]	5.1	7.2	7.3	7.3	7.6	7.6								





Horse/Jockey Name	Peach Galantes
Final Rank	5
Fastest Section Time (Section)	0:08.40 (Overall)
Top Speed [km/h] (Section)	65.5 (200m)
Race State	Finished



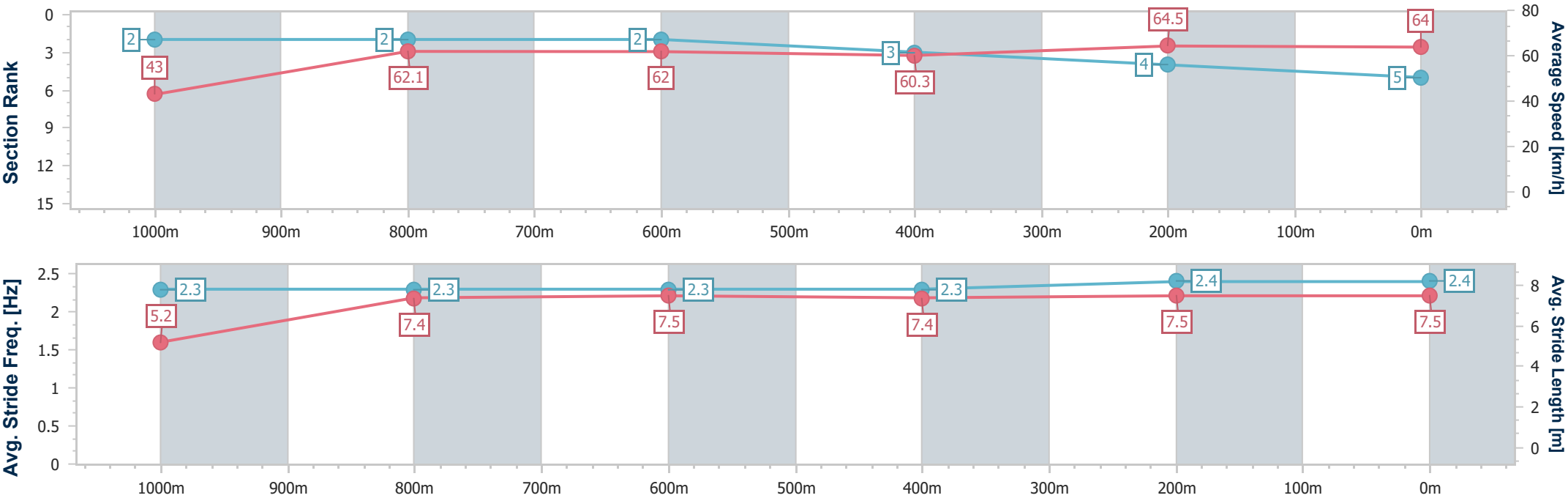
GattonProfessional
Race 6: LVTC 2025 MELBOURNE CUP CALCUTTA 2ND
NOVEMBER TICKETS ON SALE NOW Class 1 Handicap -
1100m



16 October 2025 - 16:07

Track Rating: Good 4, Weather: Fine, Rail Position: True

Section	Overall	1000m	800m	600m	400m	200m							
Section Times	1:06.25 [5] (0:08.40)	0:57.85 [2] (0:11.66)	0:46.19 [2] (0:11.66)	0:34.53 [2] (0:12.08)	0:22.45 [3] (0:11.21)	0:11.24 [4] (0:11.24)							
Average Speed [km/h]	43.0	62.1	62.0	60.3	64.5	64.0							
Top Speed [km/h]	61.1	63.7	63.7	62.7	65.5	65.5							
Avg. Dist. to Rail [m]	3.5	1.5	1.7	2.3	3.2	4.0							
Avg. Stride Freq. [Hz]	2.3	2.3	2.3	2.3	2.4	2.4							
Avg. Stride Length [m]	5.2	7.4	7.5	7.4	7.5	7.5							





Horse/Jockey Name	Bombiscuit
Final Rank	6
Fastest Section Time (Section)	0:08.88 (Overall)
Top Speed [km/h] (Section)	65.8 (400m)
Race State	Finished



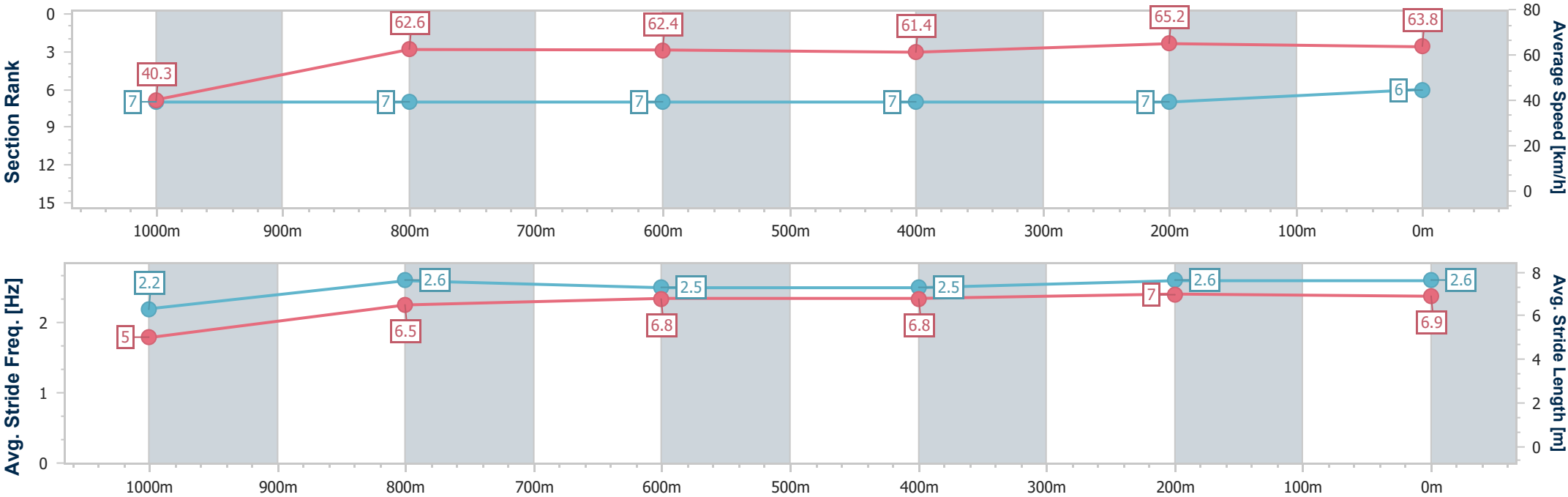
GattonProfessional
Race 6: LVTC 2025 MELBOURNE CUP CALCUTTA 2ND
NOVEMBER TICKETS ON SALE NOW Class 1 Handicap -
1100m



16 October 2025 - 16:07

Track Rating: Good 4, Weather: Fine, Rail Position: True

Section	Overall	1000m	800m	600m	400m	200m							
Section Times	1:06.60 [6] (0:08.88)	0:57.72 [7] (0:11.61)	0:46.11 [7] (0:11.66)	0:34.45 [7] (0:12.05)	0:22.40 [7] (0:11.14)	0:11.26 [7] (0:11.26)							
Average Speed [km/h]	40.3	62.6	62.4	61.4	65.2	63.8							
Top Speed [km/h]	58.3	64.9	63.6	63.5	65.8	65.3							
Avg. Dist. to Rail [m]	5.5	2.3	3.7	3.9	4.7	4.6							
Avg. Stride Freq. [Hz]	2.2	2.6	2.5	2.5	2.6	2.6							
Avg. Stride Length [m]	5.0	6.5	6.8	6.8	7.0	6.9							





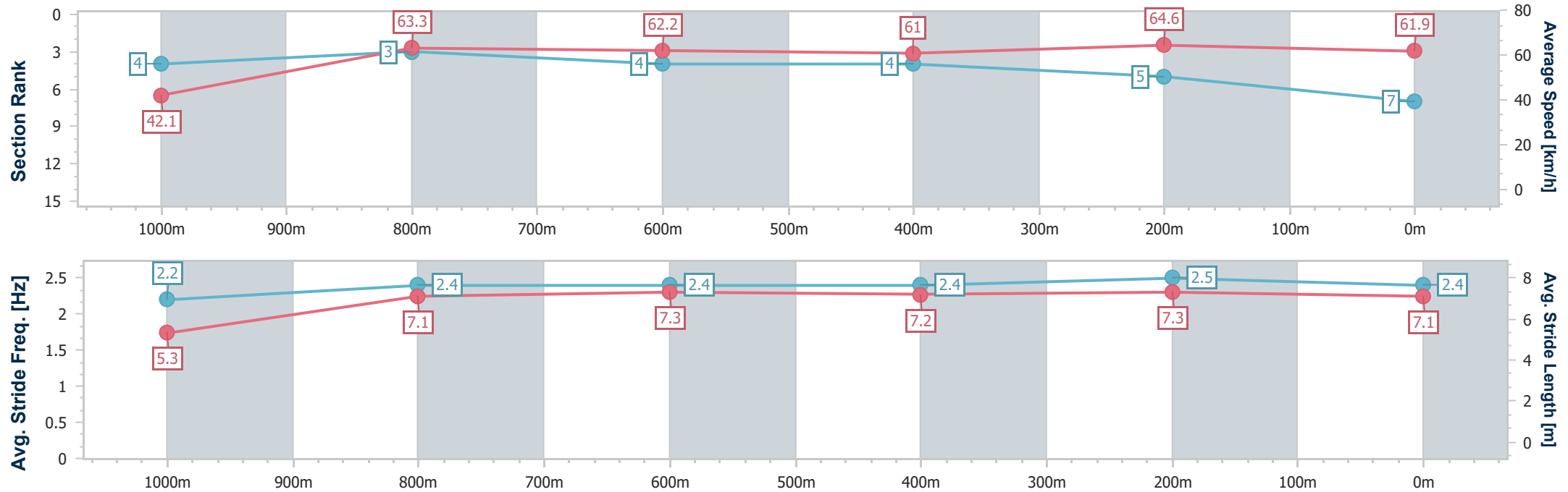
Horse/Jockey Name	Ain't Tellin
Final Rank	7
Fastest Section Time (Section)	0:08.55 (Overall)
Top Speed [km/h] (Section)	65.6 (400m)
Race State	Finished



GattonProfessional
Race 6: LVTC 2025 MELBOURNE CUP CALCUTTA 2ND
NOVEMBER TICKETS ON SALE NOW Class 1 Handicap -
1100m
16 October 2025 - 16:07
Track Rating: Good 4, Weather: Fine, Rail Position: True



Section	Overall	1000m	800m	600m	400m	200m							
Section Times	1:06.74 [7] (0:08.55)	0:58.19 [4] (0:11.52)	0:46.67 [3] (0:11.71)	0:34.96 [4] (0:12.05)	0:22.91 [4] (0:11.27)	0:11.64 [5] (0:11.64)							
Average Speed [km/h]	42.1	63.3	62.2	61.0	64.6	61.9							
Top Speed [km/h]	61.1	65.6	63.0	62.3	65.6	64.3							
Avg. Dist. to Rail [m]	7.6	3.7	3.9	3.9	5.3	7.5							
Avg. Stride Freq. [Hz]	2.2	2.4	2.4	2.4	2.5	2.4							
Avg. Stride Length [m]	5.3	7.1	7.3	7.2	7.3	7.1							



[] Ranking at each section and finish
-.-.- No data available at this section
NA No data available



GattonProfessional
Race 7: 2025 MELB CUP CALCUTTA TICKETS ON SALE NOW
LOCKYERVALLEYTURFCLUB.COM.AU RATINGS BAND 0 - 55 Handicap
16 October 2025 - 16:40



Track Rating: Good 4, Weather: Fine, Rail Position: True

Section		Overall				1200m	1000m	800m	600m	400m	Last 600m	
Field Times		1:23.97				1:10.55	0:59.64	0:48.71	0:37.51	0:25.60	0:37.51	
		(0:13.42)				(0:10.91)	(0:10.93)	(0:11.20)	(0:11.91)	(0:12.37)		
Rank	TAB	Horse/Jockey	Barrier	Top Speed [km/h]	Fastest Section							Distance Travelled [m]
1	4	BEAT HOLLOW	2	70.4	0:10.87	1:23.97 [1]	1:10.51 [2]	0:59.64 [1]	0:48.71 [1]	0:37.51 [1]	0:25.60 [1]	0:37.51
		Amelia Heinrich		Overall	1200m	(0:13.46)	(0:10.87)	(0:10.93)	(0:11.20)	(0:11.91)	(0:12.37)	
2	5	BESIEGE	5	66.4	0:11.12	1:24.41 [2]	1:10.76 [5]	0:59.64 [4]	0:48.39 [5]	0:36.99 [5]	0:24.95 [4]	0:36.99 +5
		Nozi Tomizawa		1200m	1200m	(0:13.65)	(0:11.12)	(0:11.25)	(0:11.40)	(0:12.04)	(0:12.24)	
3	14	MIDNIGHT BOOM	1	65.4	0:11.21	1:24.59 [3]	1:10.66 [7]	0:59.29 [7]	0:47.91 [7]	0:36.70 [7]	0:24.76 [6]	0:36.70 -2
		Reece O'Connell		800m	800m	(0:13.93)	(0:11.37)	(0:11.38)	(0:11.21)	(0:11.94)	(0:12.12)	
4	1	BEST COFFEE	4	65.6	0:11.24	1:24.63 [4]	1:10.80 [6]	0:59.56 [6]	0:48.20 [6]	0:36.89 [6]	0:24.69 [7]	0:36.89 +14
		Les Tilley		1200m	1200m	(0:13.83)	(0:11.24)	(0:11.36)	(0:11.31)	(0:12.20)	(0:11.99)	
5	10	HALF MOON ROO	10	66.3	0:11.43	1:24.72 [5]	1:10.68 [8]	0:59.25 [8]	0:47.81 [8]	0:36.36 [9]	0:24.39 [9]	0:36.36 +3
		Kayla Johnston		1200m	1200m	(0:14.04)	(0:11.43)	(0:11.44)	(0:11.45)	(0:11.97)	(0:11.95)	
6	3	WANT TO BE PROUD	9	65.0	0:11.34	1:24.79 [6]	1:10.65 [10]	0:59.08 [11]	0:47.74 [11]	0:36.32 [10]	0:24.30 [10]	0:36.32 +10
		Karl Zechner		1000m	1000m	(0:14.14)	(0:11.57)	(0:11.34)	(0:11.42)	(0:12.02)	(0:11.99)	
7	8	SEEYA LATER GATER	8	65.5	0:11.41	1:24.81 [7]	1:10.51 [12]	0:58.97 [12]	0:47.56 [12]	0:36.15 [12]	0:24.16 [12]	0:36.15 +6
		Luke Dempsey		Overall	1000m	(0:14.30)	(0:11.54)	(0:11.41)	(0:11.41)	(0:11.99)	(0:11.90)	
8	2	PLATINUM GIFT	7	66.9	0:11.22	1:24.98 [8]	1:11.52 [2]	1:00.21 [5]	0:48.99 [4]	0:37.61 [4]	0:25.83 [2]	0:37.61 -1
		Justin Huxtable		1200m	1000m	(0:13.46)	(0:11.31)	(0:11.22)	(0:11.38)	(0:11.78)	(0:12.45)	
9	7	GERRY'S PICK	12	68.6	0:11.07	1:25.12 [9]	1:11.60 [4]	1:00.52 [3]	0:49.45 [2]	0:38.06 [2]	0:25.76 [3]	0:38.06 +14
		Anthony Allen		1200m	1000m	(0:13.52)	(0:11.08)	(0:11.07)	(0:11.39)	(0:12.30)	(0:12.55)	
10	13	EARLSTON	6	67.7	0:11.09	1:25.55 [10]	1:12.13 [1]	1:01.04 [2]	0:49.79 [3]	0:38.23 [3]	0:25.96 [5]	0:38.23 +3
		Georgina Cartwright		1200m	1200m	(0:13.42)	(0:11.09)	(0:11.25)	(0:11.56)	(0:12.27)	(0:12.55)	

Scratched: Sugar Island (#6), Coco Jewel (#9)

Report Created: Thu 16 October 2025 17:03 GMT+ (Note: Timing is based on position data)

Page 1/18

[] Ranking at each section and finish
-:-:- No data available at this section
NA No data available

SCN Saddle cloth number
DNF Did not finish
DNT Did not track

data processed by  TRIPLESDATA

Section	Overall	1200m	1000m	800m	600m	400m	Last 600m
Field Times	1:23.97 (0:13.42)	1:10.55 (0:10.91)	0:59.64 (0:10.93)	0:48.71 (0:11.20)	0:37.51 (0:11.91)	0:25.60 (0:12.37)	0:37.51

[] Ranking at each section and finish
-:-:- No data available at this section
NA No data available

SCN Saddle cloth number
DNF Did not finish
DNT Did not track



GattonProfessional
Race 7: 2025 MELB CUP CALCUTTA TICKETS ON SALE NOW
LOCKYERVALLEYTURFCLUB.COM.AU RATINGS BAND 0 - 55 Handicap
16 October 2025 - 16:40



Track Rating: Good 4, Weather: Fine, Rail Position: True

Section						Overall	1200m	1000m	800m	600m	400m	Last 600m	
Field Times						1:23.97 (0:13.42)	1:10.55 (0:10.91)	0:59.64 (0:10.93)	0:48.71 (0:11.20)	0:37.51 (0:11.91)	0:25.60 (0:12.37)	0:37.51	
Rank	TAB	Horse/Jockey	Barrier	Top Speed [km/h]	Fastest Section							Distance Travelled [m]	
11	11	DARLHISMA	11	65.8	0:11.32	1:26.06 [11]	1:11.88 [11]	1:00.40 [10]	0:49.08 [9]	0:37.54 [11]	0:25.48 [11]	0:37.54	+15
		Samantha Pointon		1000m	1000m	(0:14.18)	(0:11.48)	(0:11.32)	(0:11.54)	(0:12.06)	(0:12.10)		
12	12	THUNDER SHANGHAI	3	64.9	0:11.36	1:27.18 [12]	1:13.13 [9]	1:01.55 [9]	0:50.19 [10]	0:38.82 [8]	0:26.87 [8]	0:38.82	+3
		Scott Sheargold		800m	1000m	(0:14.05)	(0:11.58)	(0:11.36)	(0:11.37)	(0:11.95)	(0:12.07)		

Scratched: Sugar Island (#6), Coco Jewel (#9)



GattonProfessional
Race 7: 2025 MELB CUP CALCUTTA TICKETS ON SALE NOW
LOCKYERVALLEYTURFCLUB.COM.AU RATINGS BAND 0 - 55 Handicap
16 October 2025 - 16:40



Track Rating: Good 4, Weather: Fine, Rail Position: True

Section Field Times		200m 0:13.23 (0:13.23)					Last 600m 0:37.51		
Rank	TAB	Horse/Jockey	Barrier	Top Speed [km/h]	Fastest Section	Margin		Distance Travelled [m]	
1	4	BEAT HOLLOW	2	70.4	0:10.87	0:13.23 [1]	1:23.97	0:37.51	
		Amelia Heinrich		Overall	1200m	(0:13.23)			
2	5	BESIEGE	5	66.4	0:11.12	0:12.71 [3]	2.58L	0:36.99	+5
		Nozi Tomizawa		1200m	1200m	(0:12.71)			
3	14	MIDNIGHT BOOM	1	65.4	0:11.21	0:12.64 [6]	3.63L	0:36.70	-2
		Reece O'Connell		800m	800m	(0:12.64)			
4	1	BEST COFFEE	4	65.6	0:11.24	0:12.70 [5]	3.86L	0:36.89	+14
		Les Tilley		1200m	1200m	(0:12.70)			
5	10	HALF MOON ROO	10	66.3	0:11.43	0:12.44 [8]	4.39L	0:36.36	+3
		Kayla Johnston		1200m	1200m	(0:12.44)			
6	3	WANT TO BE PROUD	9	65.0	0:11.34	0:12.31 [10]	4.79L	0:36.32	+10
		Karl Zechner		1000m	1000m	(0:12.31)			
7	8	SEEYA LATER GATER	8	65.5	0:11.41	0:12.26 [11]	4.93L	0:36.15	+6
		Luke Dempsey		Overall	1000m	(0:12.26)			
8	2	PLATINUM GIFT	7	66.9	0:11.22	0:13.38 [2]	5.93L	0:37.61	-1
		Justin Huxtable		1200m	1000m	(0:13.38)			
9	7	GERRY'S PICK	12	68.6	0:11.07	0:13.21 [4]	6.76L	0:38.06	+14
		Anthony Allen		1200m	1000m	(0:13.21)			
10	13	EARLSTON	6	67.7	0:11.09	0:13.41 [7]	9.28L	0:38.23	+3
		Georgina Cartwright		1200m	1200m	(0:13.41)			

Scratched: Sugar Island (#6), Coco Jewel (#9)

Report Created: Thu 16 October 2025 17:03 GMT+ (Note: Timing is based on position data)

Page 4/18

[] Ranking at each section and finish
-:-:- No data available at this section
NA No data available

SCN Saddle cloth number
DNF Did not finish
DNT Did not track

data processed by  **TRIPLESDATA**

Section	200m	Last 600m
Field Times	0:13.23 (0:13.23)	0:37.51



GattonProfessional
Race 7: 2025 MELB CUP CALCUTTA TICKETS ON SALE NOW
LOCKYERVALLEYTURFCLUB.COM.AU RATINGS BAND 0 - 55 Handicap
16 October 2025 - 16:40



Track Rating: Good 4, Weather: Fine, Rail Position: True

Section						200m		Last 600m	
Field Times						0:13.23 (0:13.23)		0:37.51	
Rank	TAB	Horse/Jockey	Barrier	Top Speed [km/h]	Fastest Section	Margin		Distance Travelled [m]	
11	11	DARLHISMA	11	65.8	0:11.32	0:13.38 [12]	12.28L	0:37.54	+15
		Samantha Pointon		1000m	1000m	(0:13.38)			
12	12	THUNDER SHANGHAI	3	64.9	0:11.36	0:14.80 [9]	18.85L	0:38.82	+3
		Scott Sheargold		800m	1000m	(0:14.80)			

Scratched: Sugar Island (#6), Coco Jewel (#9)



Horse/Jockey Name	Beat Hollow
Final Rank	1
Fastest Section Time (Section)	0:10.87 (1200m)
Top Speed [km/h] (Section)	70.4 (Overall)
Race State	Finished

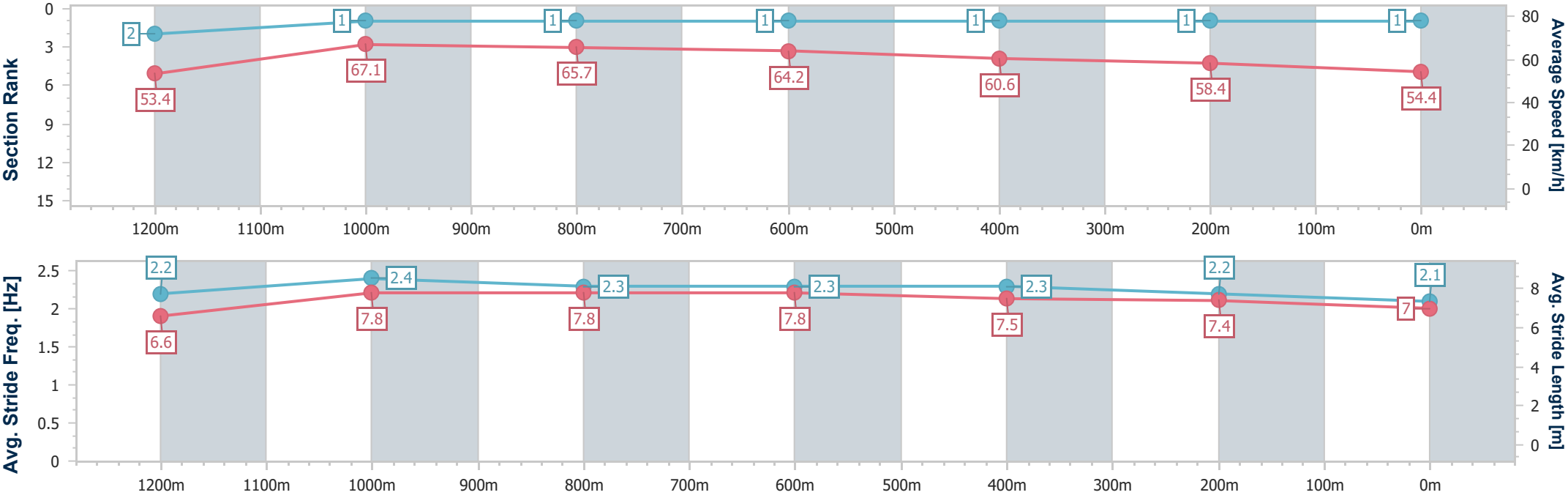


GattonProfessional
Race 7: 2025 MELB CUP CALCUTTA TICKETS ON SALE NOW
LOCKYERVALLEYTURFCLUB.COM.AU RATINGS BAND 0 - 55
Handicap - 1400m
16 October 2025 - 16:40



Track Rating: Good 4, Weather: Fine, Rail Position: True

Section	Overall	1200m	1000m	800m	600m	400m	200m						
Section Times	1:23.97 [1] (0:13.46)	1:10.51 [2] (0:10.87)	0:59.64 [1] (0:10.93)	0:48.71 [1] (0:11.20)	0:37.51 [1] (0:11.91)	0:25.60 [1] (0:12.37)	0:13.23 [1] (0:13.23)						
Average Speed [km/h]	53.4	67.1	65.7	64.2	60.6	58.4	54.4						
Top Speed [km/h]	70.4	70.3	66.5	65.4	63.0	59.7	57.1						
Avg. Dist. to Rail [m]	1.6	1.5	0.6	0.4	0.3	1.1	3.2						
Avg. Stride Freq. [Hz]	2.2	2.4	2.3	2.3	2.3	2.2	2.1						
Avg. Stride Length [m]	6.6	7.8	7.8	7.8	7.5	7.4	7.0						





Horse/Jockey Name	Besiege
Final Rank	2
Fastest Section Time (Section)	0:11.12 (1200m)
Top Speed [km/h] (Section)	66.4 (1200m)
Race State	Finished

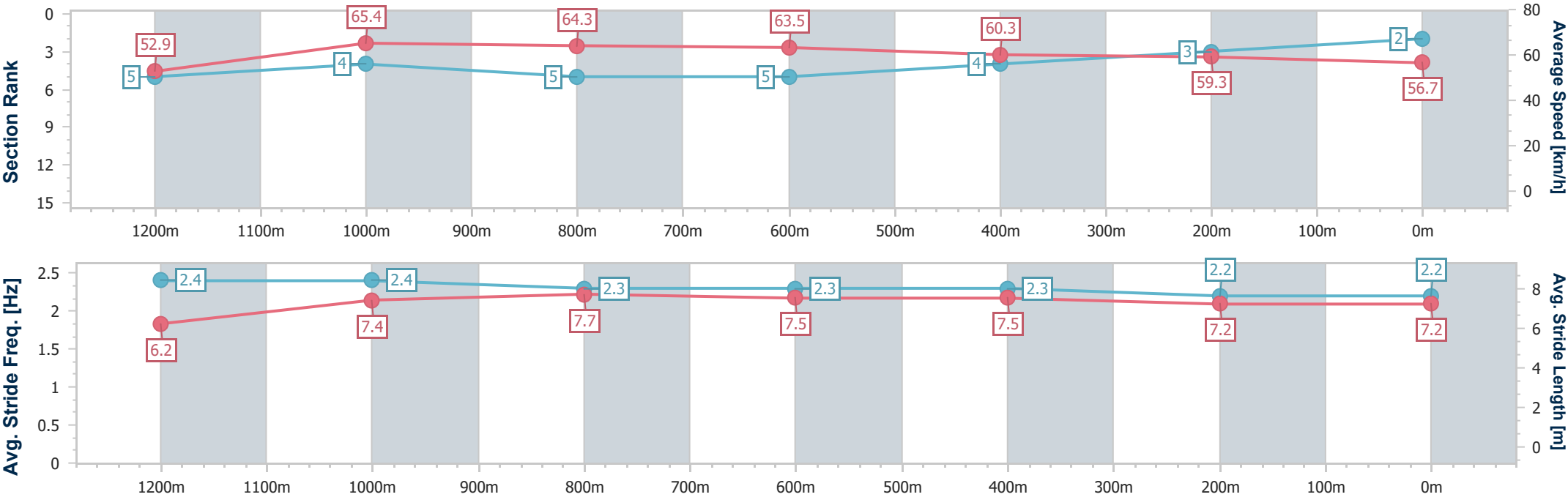


GattonProfessional
Race 7: 2025 MELB CUP CALCUTTA TICKETS ON SALE NOW
LOCKYERVALLEYTURFCLUB.COM.AU RATINGS BAND 0 - 55
Handicap - 1400m
16 October 2025 - 16:40



Track Rating: Good 4, Weather: Fine, Rail Position: True

Section	Overall	1200m	1000m	800m	600m	400m	200m						
Section Times	1:24.41 [2] (0:13.65)	1:10.76 [5] (0:11.12)	0:59.64 [4] (0:11.25)	0:48.39 [5] (0:11.40)	0:36.99 [5] (0:12.04)	0:24.95 [4] (0:12.24)	0:12.71 [3] (0:12.71)						
Average Speed [km/h]	52.9	65.4	64.3	63.5	60.3	59.3	56.7						
Top Speed [km/h]	65.8	66.4	65.0	65.0	63.0	59.9	58.6						
Avg. Dist. to Rail [m]	4.3	1.3	1.2	1.8	2.3	4.2	5.4						
Avg. Stride Freq. [Hz]	2.4	2.4	2.3	2.3	2.3	2.2	2.2						
Avg. Stride Length [m]	6.2	7.4	7.7	7.5	7.5	7.2	7.2						





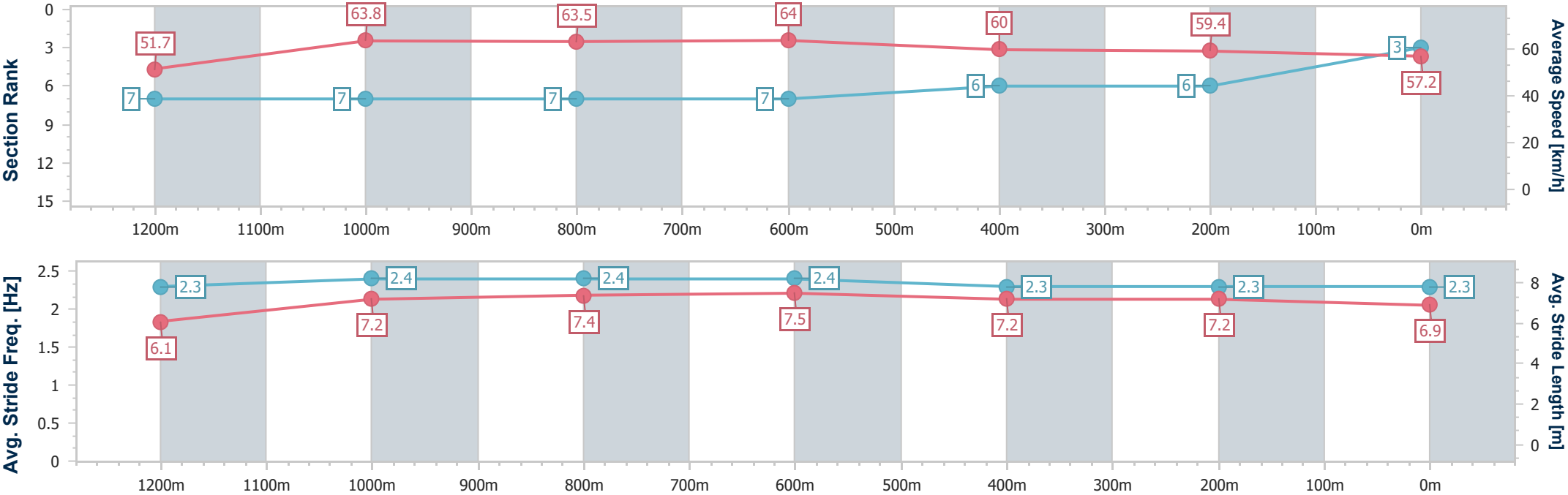
Horse/Jockey Name	Midnight Boom
Final Rank	3
Fastest Section Time (Section)	0:11.21 (800m)
Top Speed [km/h] (Section)	65.4 (800m)
Race State	Finished



GattonProfessional
Race 7: 2025 MELB CUP CALCUTTA TICKETS ON SALE NOW
LOCKYERVALLEYTURFCLUB.COM.AU RATINGS BAND 0 - 55
Handicap - 1400m
16 October 2025 - 16:40
Track Rating: Good 4, Weather: Fine, Rail Position: True



Section	Overall	1200m	1000m	800m	600m	400m	200m						
Section Times	1:24.59 [3] (0:13.93)	1:10.66 [7] (0:11.37)	0:59.29 [7] (0:11.38)	0:47.91 [7] (0:11.21)	0:36.70 [7] (0:11.94)	0:24.76 [6] (0:12.12)	0:12.64 [6] (0:12.64)						
Average Speed [km/h]	51.7	63.8	63.5	64.0	60.0	59.4	57.2						
Top Speed [km/h]	64.1	64.3	65.3	65.4	63.8	60.9	59.7						
Avg. Dist. to Rail [m]	1.1	1.0	0.7	0.2	0.6	2.1	6.8						
Avg. Stride Freq. [Hz]	2.3	2.4	2.4	2.4	2.3	2.3	2.3						
Avg. Stride Length [m]	6.1	7.2	7.4	7.5	7.2	7.2	6.9						





Horse/Jockey Name	Best Coffee
Final Rank	4
Fastest Section Time (Section)	0:11.24 (1200m)
Top Speed [km/h] (Section)	65.6 (1200m)
Race State	Finished

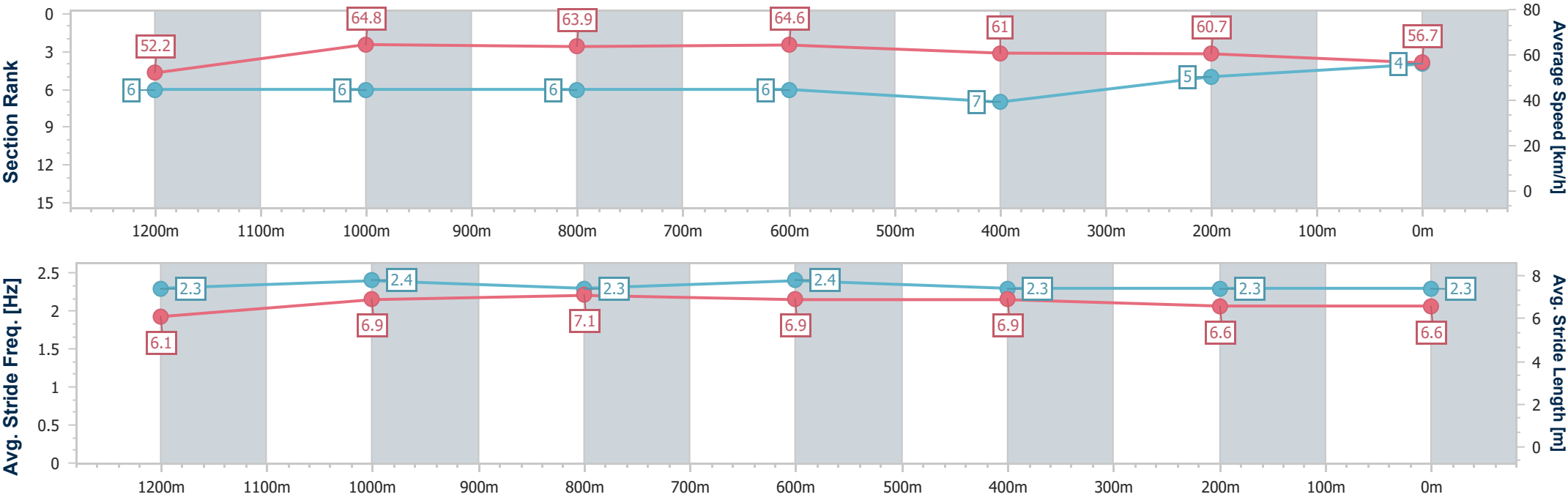


GattonProfessional
Race 7: 2025 MELB CUP CALCUTTA TICKETS ON SALE NOW
LOCKYERVALLEYTURFCLUB.COM.AU RATINGS BAND 0 - 55
Handicap - 1400m
16 October 2025 - 16:40



Track Rating: Good 4, Weather: Fine, Rail Position: True

Section	Overall	1200m	1000m	800m	600m	400m	200m						
Section Times	1:24.63 [4] (0:13.83)	1:10.80 [6] (0:11.24)	0:59.56 [6] (0:11.36)	0:48.20 [6] (0:11.31)	0:36.89 [6] (0:12.20)	0:24.69 [7] (0:11.99)	0:12.70 [5] (0:12.70)						
Average Speed [km/h]	52.2	64.8	63.9	64.6	61.0	60.7	56.7						
Top Speed [km/h]	63.7	65.6	65.1	65.1	63.8	61.8	59.6						
Avg. Dist. to Rail [m]	3.3	2.5	3.0	4.3	5.3	6.5	9.6						
Avg. Stride Freq. [Hz]	2.3	2.4	2.3	2.4	2.3	2.3	2.3						
Avg. Stride Length [m]	6.1	6.9	7.1	6.9	6.9	6.6	6.6						





Horse/Jockey Name	Half Moon Roo
Final Rank	5
Fastest Section Time (Section)	0:11.43 (1200m)
Top Speed [km/h] (Section)	66.3 (1200m)
Race State	Finished

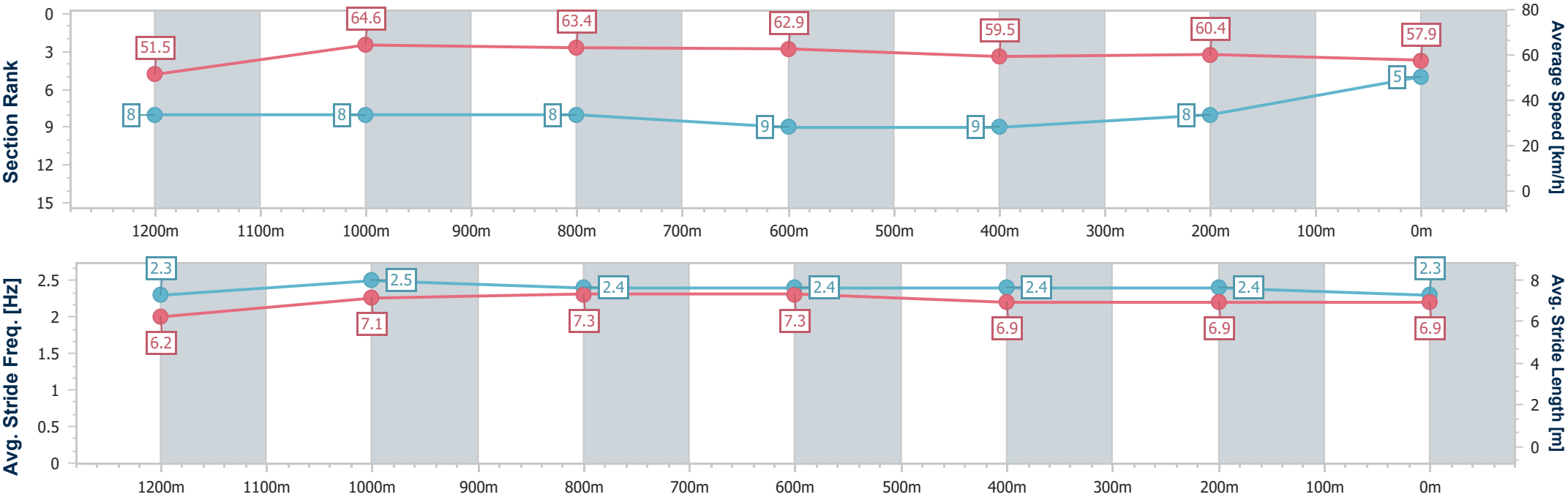


GattonProfessional
Race 7: 2025 MELB CUP CALCUTTA TICKETS ON SALE NOW
LOCKYERVALLEYTURFCLUB.COM.AU RATINGS BAND 0 - 55
Handicap - 1400m
16 October 2025 - 16:40



Track Rating: Good 4, Weather: Fine, Rail Position: True

Section	Overall	1200m	1000m	800m	600m	400m	200m						
Section Times	1:24.72 [5] (0:14.04)	1:10.68 [8] (0:11.43)	0:59.25 [8] (0:11.44)	0:47.81 [8] (0:11.45)	0:36.36 [9] (0:11.97)	0:24.39 [9] (0:11.95)	0:12.44 [8] (0:12.44)						
Average Speed [km/h]	51.5	64.6	63.4	62.9	59.5	60.4	57.9						
Top Speed [km/h]	66.0	66.3	65.3	65.0	61.8	62.4	58.8						
Avg. Dist. to Rail [m]	7.6	4.4	2.8	0.6	1.5	2.0	8.3						
Avg. Stride Freq. [Hz]	2.3	2.5	2.4	2.4	2.4	2.4	2.3						
Avg. Stride Length [m]	6.2	7.1	7.3	7.3	6.9	6.9	6.9						





Horse/Jockey Name	Want To Be Proud
Final Rank	6
Fastest Section Time (Section)	0:11.34 (1000m)
Top Speed [km/h] (Section)	65.0 (1000m)
Race State	Finished

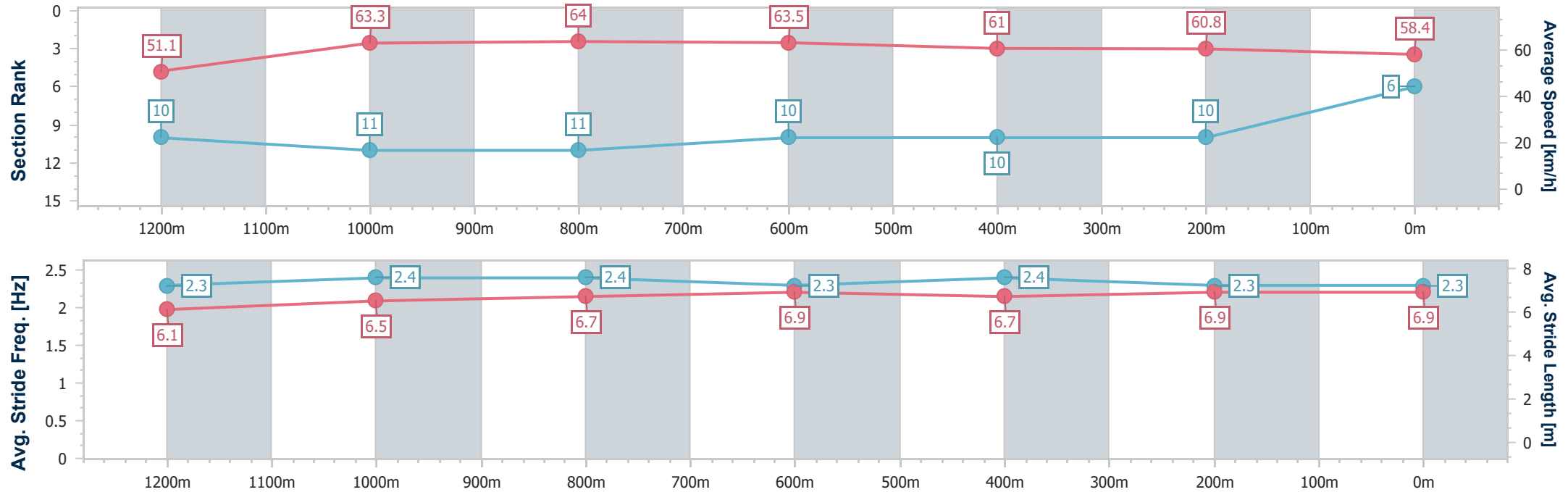


GattonProfessional
Race 7: 2025 MELB CUP CALCUTTA TICKETS ON SALE NOW
LOCKYERVALLEYTURFCLUB.COM.AU RATINGS BAND 0 - 55
Handicap - 1400m
16 October 2025 - 16:40



Track Rating: Good 4, Weather: Fine, Rail Position: True

Section	Overall	1200m	1000m	800m	600m	400m	200m						
Section Times	1:24.79 [6] (0:14.14)	1:10.65 [10] (0:11.57)	0:59.08 [11] (0:11.34)	0:47.74 [11] (0:11.42)	0:36.32 [10] (0:12.02)	0:24.30 [10] (0:11.99)	0:12.31 [10] (0:12.31)						
Average Speed [km/h]	51.1	63.3	64.0	63.5	61.0	60.8	58.4						
Top Speed [km/h]	64.1	64.5	65.0	64.2	62.7	61.8	59.4						
Avg. Dist. to Rail [m]	6.0	2.7	2.4	2.7	3.6	6.1	10.2						
Avg. Stride Freq. [Hz]	2.3	2.4	2.4	2.3	2.4	2.3	2.3						
Avg. Stride Length [m]	6.1	6.5	6.7	6.9	6.7	6.9	6.9						





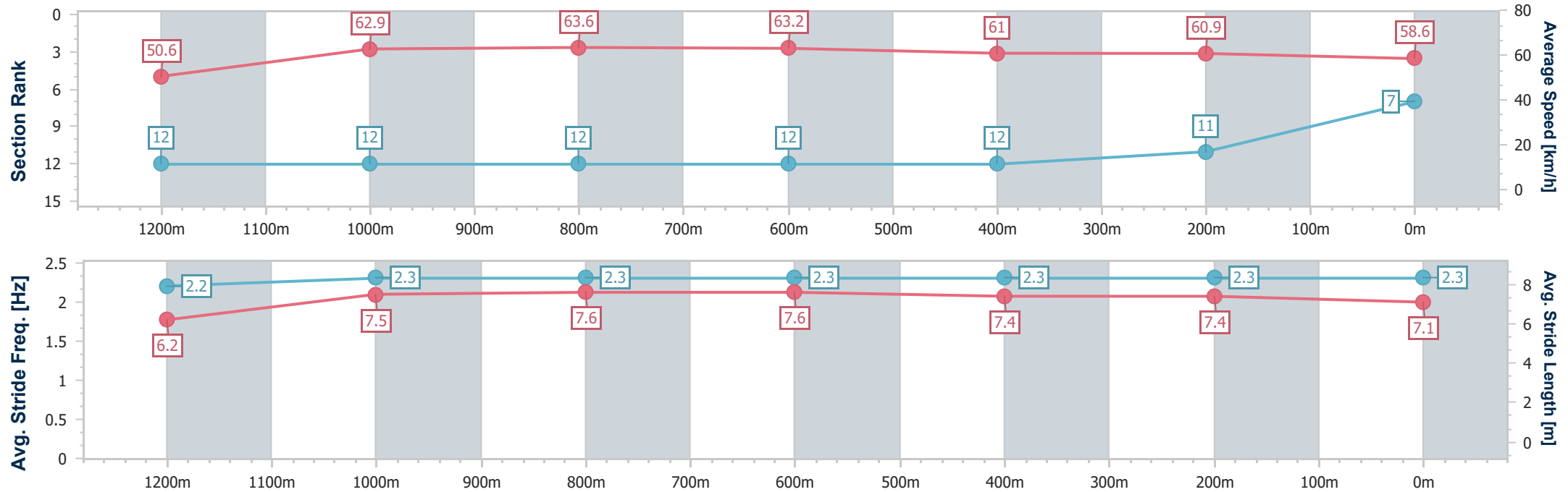
Horse/Jockey Name	Seeya Later Gater
Final Rank	7
Fastest Section Time (Section)	0:11.41 (1000m)
Top Speed [km/h] (Section)	65.5 (Overall)
Race State	Finished



GattonProfessional
Race 7: 2025 MELB CUP CALCUTTA TICKETS ON SALE NOW
LOCKYERVALLEYTURFCLUB.COM.AU RATINGS BAND 0 - 55
Handicap - 1400m
16 October 2025 - 16:40
Track Rating: Good 4, Weather: Fine, Rail Position: True



Section	Overall	1200m	1000m	800m	600m	400m	200m						
Section Times	1:24.81 [7] (0:14.30)	1:10.51 [12] (0:11.54)	0:58.97 [12] (0:11.41)	0:47.56 [12] (0:11.41)	0:36.15 [12] (0:11.99)	0:24.16 [12] (0:11.90)	0:12.26 [11] (0:12.26)						
Average Speed [km/h]	50.6	62.9	63.6	63.2	61.0	60.9	58.6						
Top Speed [km/h]	65.5	65.3	65.2	64.4	62.5	61.6	60.7						
Avg. Dist. to Rail [m]	4.6	1.9	2.0	2.0	2.0	4.4	8.0						
Avg. Stride Freq. [Hz]	2.2	2.3	2.3	2.3	2.3	2.3	2.3						
Avg. Stride Length [m]	6.2	7.5	7.6	7.6	7.4	7.4	7.1						





Horse/Jockey Name	Platinum Gift
Final Rank	8
Fastest Section Time (Section)	0:11.22 (1000m)
Top Speed [km/h] (Section)	66.9 (1200m)
Race State	Finished

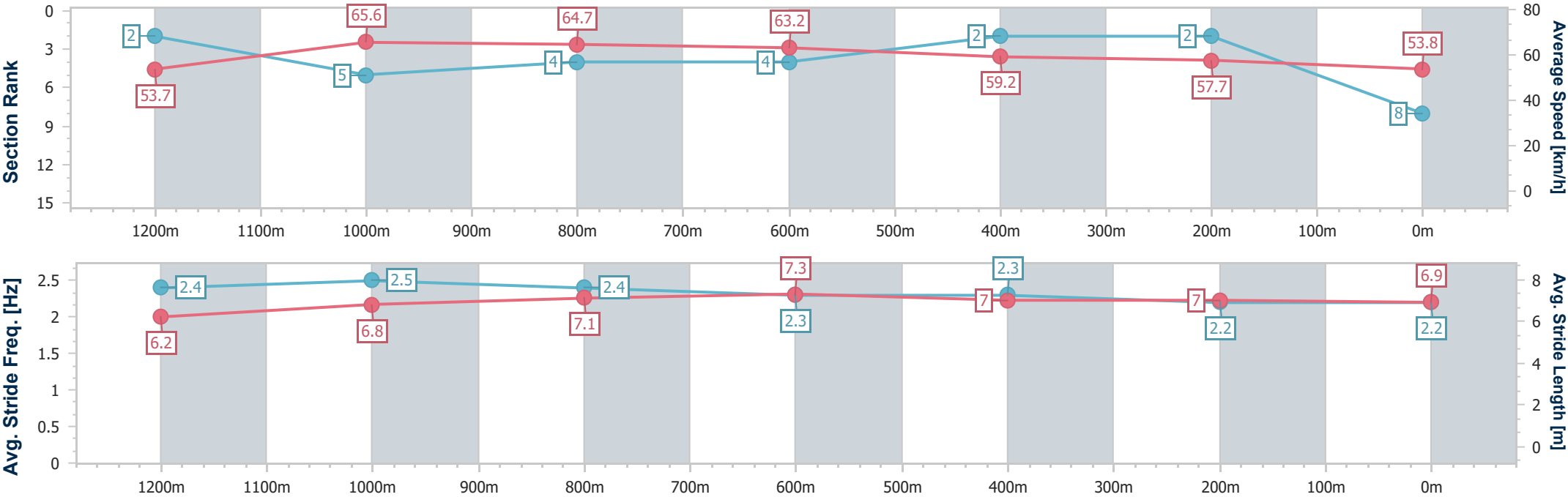


GattonProfessional
Race 7: 2025 MELB CUP CALCUTTA TICKETS ON SALE NOW
LOCKYERVALLEYTURFCLUB.COM.AU RATINGS BAND 0 - 55
Handicap - 1400m
16 October 2025 - 16:40



Track Rating: Good 4, Weather: Fine, Rail Position: True

Section	Overall	1200m	1000m	800m	600m	400m	200m						
Section Times	1:24.98 [8] (0:13.46)	1:11.52 [2] (0:11.31)	1:00.21 [5] (0:11.22)	0:48.99 [4] (0:11.38)	0:37.61 [4] (0:11.78)	0:25.83 [2] (0:12.45)	0:13.38 [2] (0:13.38)						
Average Speed [km/h]	53.7	65.6	64.7	63.2	59.2	57.7	53.8						
Top Speed [km/h]	66.7	66.9	65.8	65.1	62.0	59.3	55.3						
Avg. Dist. to Rail [m]	7.1	4.7	2.8	1.4	4.2	2.0	5.0						
Avg. Stride Freq. [Hz]	2.4	2.5	2.4	2.3	2.3	2.2	2.2						
Avg. Stride Length [m]	6.2	6.8	7.1	7.3	7.0	7.0	6.9						





Horse/Jockey Name	Gerry's Pick
Final Rank	9
Fastest Section Time (Section)	0:11.07 (1000m)
Top Speed [km/h] (Section)	68.6 (1200m)
Race State	Finished

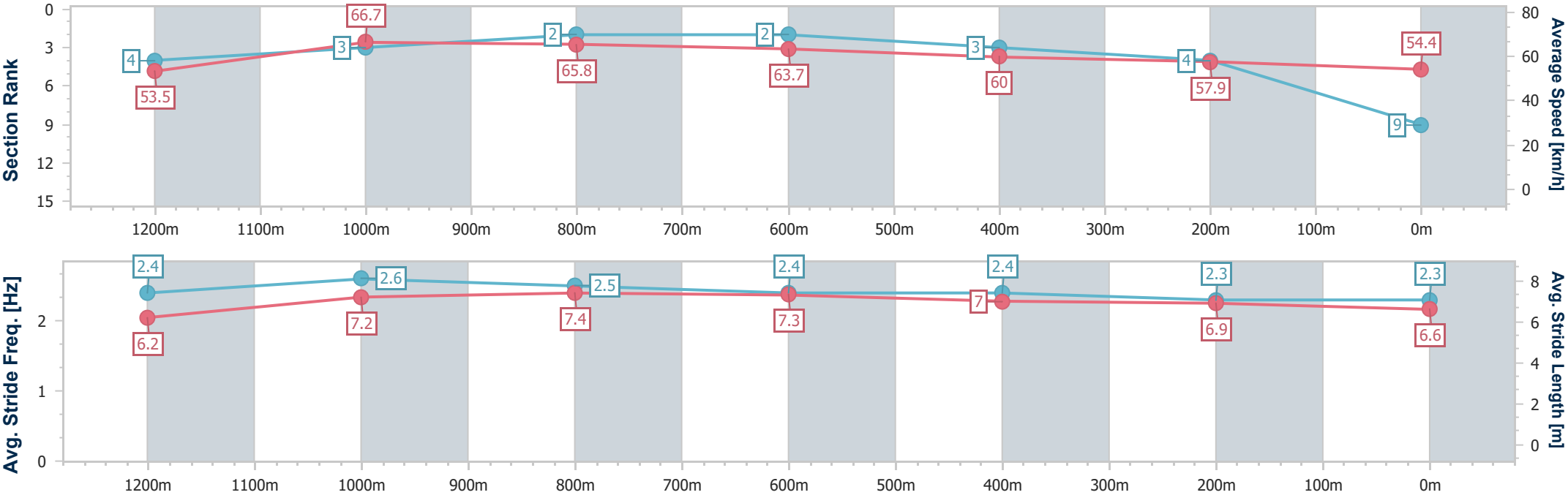


GattonProfessional
Race 7: 2025 MELB CUP CALCUTTA TICKETS ON SALE NOW
LOCKYERVALLEYTURFCLUB.COM.AU RATINGS BAND 0 - 55
Handicap - 1400m
16 October 2025 - 16:40



Track Rating: Good 4, Weather: Fine, Rail Position: True

Section	Overall	1200m	1000m	800m	600m	400m	200m						
Section Times	1:25.12 [9] (0:13.52)	1:11.60 [4] (0:11.08)	1:00.52 [3] (0:11.07)	0:49.45 [2] (0:11.39)	0:38.06 [2] (0:12.30)	0:25.76 [3] (0:12.55)	0:13.21 [4] (0:13.21)						
Average Speed [km/h]	53.5	66.7	65.8	63.7	60.0	57.9	54.4						
Top Speed [km/h]	67.6	68.6	68.4	64.9	63.1	58.9	56.7						
Avg. Dist. to Rail [m]	9.7	5.0	2.7	3.3	4.3	4.6	5.5						
Avg. Stride Freq. [Hz]	2.4	2.6	2.5	2.4	2.4	2.3	2.3						
Avg. Stride Length [m]	6.2	7.2	7.4	7.3	7.0	6.9	6.6						





Horse/Jockey Name	Earlston
Final Rank	10
Fastest Section Time (Section)	0:11.09 (1200m)
Top Speed [km/h] (Section)	67.7 (1200m)
Race State	Finished

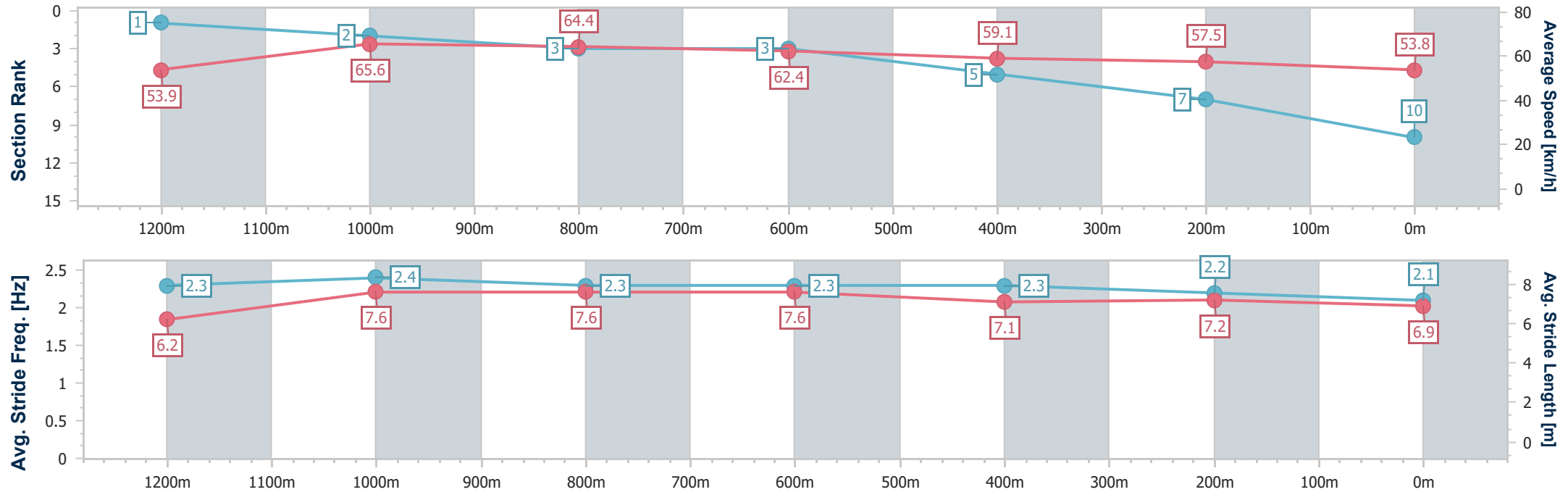


GattonProfessional
Race 7: 2025 MELB CUP CALCUTTA TICKETS ON SALE NOW
LOCKYERVALLEYTURFCLUB.COM.AU RATINGS BAND 0 - 55
Handicap - 1400m
16 October 2025 - 16:40



Track Rating: Good 4, Weather: Fine, Rail Position: True

Section	Overall	1200m	1000m	800m	600m	400m	200m						
Section Times	1:25.55 [10] (0:13.42)	1:12.13 [1] (0:11.09)	1:01.04 [2] (0:11.25)	0:49.79 [3] (0:11.56)	0:38.23 [3] (0:12.27)	0:25.96 [5] (0:12.55)	0:13.41 [7] (0:13.41)						
Average Speed [km/h]	53.9	65.6	64.4	62.4	59.1	57.5	53.8						
Top Speed [km/h]	67.5	67.7	65.0	63.8	61.6	58.7	58.1						
Avg. Dist. to Rail [m]	5.7	2.3	1.1	0.9	1.4	1.8	3.2						
Avg. Stride Freq. [Hz]	2.3	2.4	2.3	2.3	2.3	2.2	2.1						
Avg. Stride Length [m]	6.2	7.6	7.6	7.6	7.1	7.2	6.9						





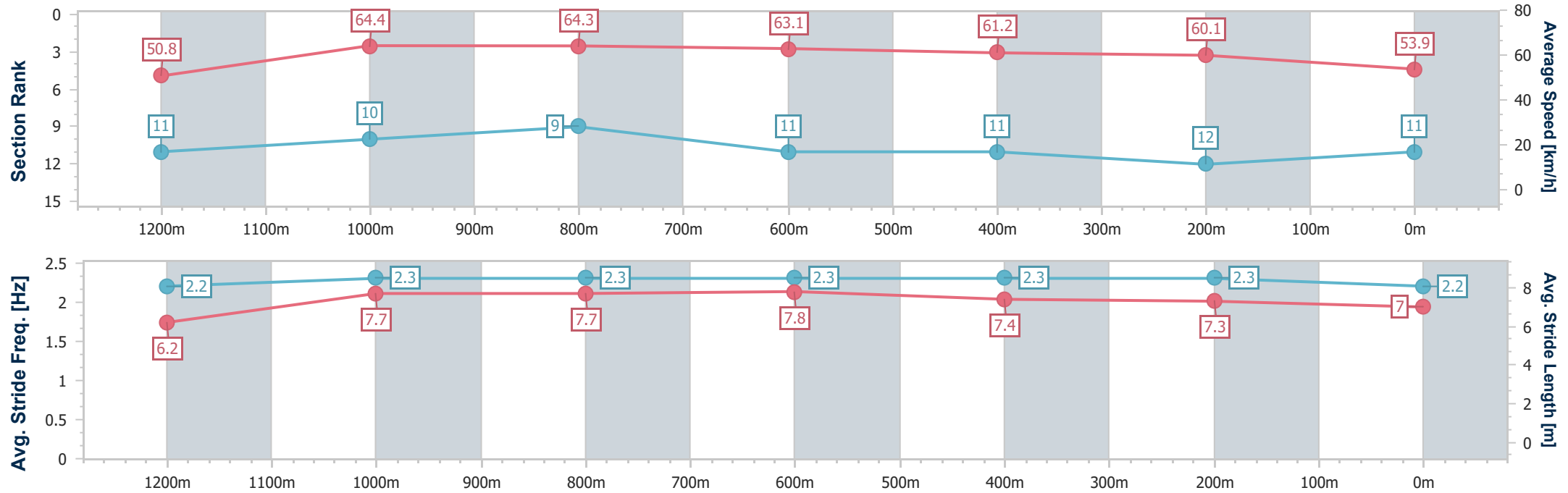
Horse/Jockey Name	Darlhisma
Final Rank	11
Fastest Section Time (Section)	0:11.32 (1000m)
Top Speed [km/h] (Section)	65.8 (1000m)
Race State	Finished



GattonProfessional
Race 7: 2025 MELB CUP CALCUTTA TICKETS ON SALE NOW
LOCKYERVALLEYTURFCLUB.COM.AU RATINGS BAND 0 - 55
Handicap - 1400m
16 October 2025 - 16:40
Track Rating: Good 4, Weather: Fine, Rail Position: True



Section	Overall	1200m	1000m	800m	600m	400m	200m						
Section Times	1:26.06 [11] (0:14.18)	1:11.88 [11] (0:11.48)	1:00.40 [10] (0:11.32)	0:49.08 [9] (0:11.54)	0:37.54 [11] (0:12.06)	0:25.48 [11] (0:12.10)	0:13.38 [12] (0:13.38)						
Average Speed [km/h]	50.8	64.4	64.3	63.1	61.2	60.1	53.9						
Top Speed [km/h]	64.0	64.8	65.8	63.6	62.8	61.5	57.9						
Avg. Dist. to Rail [m]	9.0	4.3	3.6	4.2	4.4	6.4	9.7						
Avg. Stride Freq. [Hz]	2.2	2.3	2.3	2.3	2.3	2.3	2.2						
Avg. Stride Length [m]	6.2	7.7	7.7	7.8	7.4	7.3	7.0						





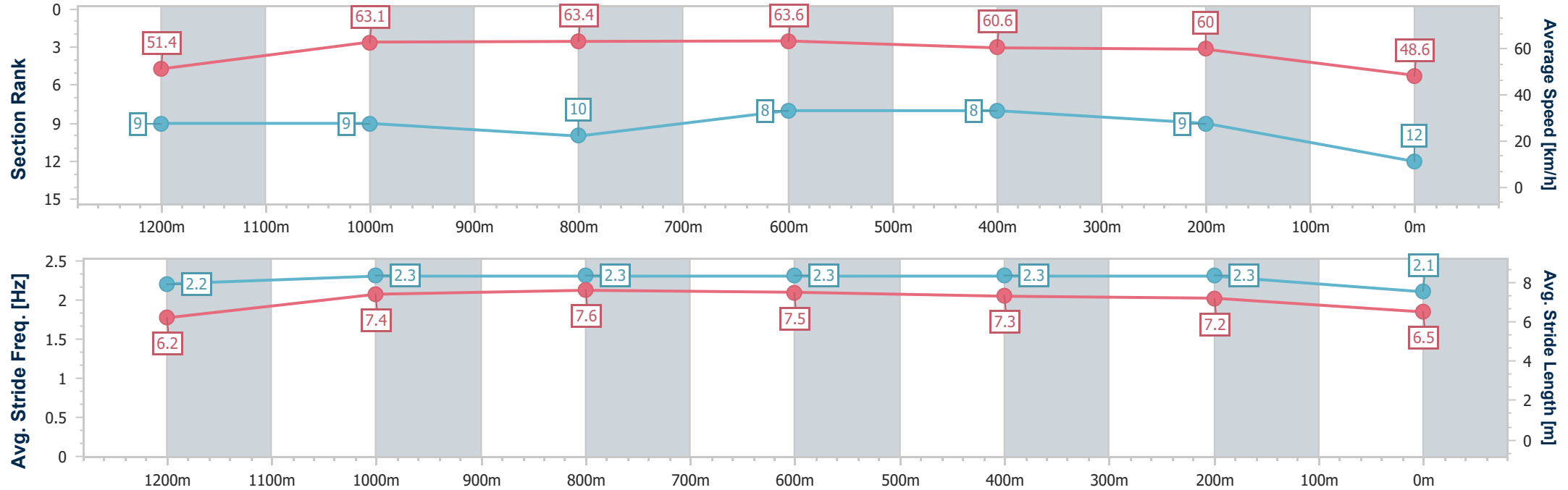
Horse/Jockey Name	Thunder Shanghai
Final Rank	12
Fastest Section Time (Section)	0:11.36 (1000m)
Top Speed [km/h] (Section)	64.9 (800m)
Race State	Finished



GattonProfessional
Race 7: 2025 MELB CUP CALCUTTA TICKETS ON SALE NOW
LOCKYERVALLEYTURFCLUB.COM.AU RATINGS BAND 0 - 55
Handicap - 1400m
16 October 2025 - 16:40
Track Rating: Good 4, Weather: Fine, Rail Position: True



Section	Overall	1200m	1000m	800m	600m	400m	200m						
Section Times	1:27.18 [12] (0:14.05)	1:13.13 [9] (0:11.58)	1:01.55 [9] (0:11.36)	0:50.19 [10] (0:11.37)	0:38.82 [8] (0:11.95)	0:26.87 [8] (0:12.07)	0:14.80 [9] (0:14.80)						
Average Speed [km/h]	51.4	63.1	63.4	63.6	60.6	60.0	48.6						
Top Speed [km/h]	64.1	63.8	64.7	64.9	62.6	61.3	57.5						
Avg. Dist. to Rail [m]	2.7	2.0	1.3	1.5	1.3	1.8	2.6						
Avg. Stride Freq. [Hz]	2.2	2.3	2.3	2.3	2.3	2.3	2.1						
Avg. Stride Length [m]	6.2	7.4	7.6	7.5	7.3	7.2	6.5						





GattonProfessional
Race 8: BOOK YOUR CORPORATE XMAS PARTY TRACKSIDE SUNDAY
21ST DECEMBER RATINGS BAND 0 - 55 Handicap - 1400m
16 October 2025 - 17:20



LOCKYER VALLEY
· TURF CLUB ·

Track Rating: Good 4, Weather: Fine, Rail Position: True

Section						Overall	1200m	1000m	800m	600m	400m	Last 600m	
Field Times						1:23.77 (0:13.55)	1:10.22 (0:11.25)	0:58.97 (0:11.66)	0:47.31 (0:11.46)	0:35.85 (0:11.76)	0:24.09 (0:11.86)	0:35.85	
Rank	TAB	Horse/Jockey	Barrier	Top Speed [km/h]	Fastest Section								Distance Travelled [m]
1	13	FOREBEARS	11	67.3	0:11.25	1:23.77 [1]	1:10.22 [1]	0:58.97 [1]	0:47.31 [1]	0:35.85 [1]	0:24.09 [1]	0:35.85	
		Brea Harrison		Overall	1200m	(0:13.55)	(0:11.25)	(0:11.66)	(0:11.46)	(0:11.76)	(0:11.86)		
2	10	UCELLE	10	67.4	0:11.32	1:23.91 [2]	1:10.15 [2]	0:58.83 [2]	0:47.21 [2]	0:35.67 [2]	0:23.73 [2]	0:35.67	-1
		Corey Sutherland		1200m	1200m	(0:13.76)	(0:11.32)	(0:11.62)	(0:11.54)	(0:11.94)	(0:11.62)		
3	1	MIDNIGHT MADNESS	3	65.8	0:11.28	1:24.00 [3]	1:09.77 [10]	0:58.49 [8]	0:46.66 [9]	0:35.17 [9]	0:23.40 [7]	0:35.17	+2
		Kayla Johnston		Overall	1200m	(0:14.23)	(0:11.28)	(0:11.83)	(0:11.49)	(0:11.77)	(0:11.44)		
4	6	MAY	2	66.0	0:11.44	1:24.01 [4]	1:10.17 [3]	0:58.68 [5]	0:46.92 [6]	0:35.48 [6]	0:23.53 [5]	0:35.48	+3
		Justin Huxtable		1200m	800m	(0:13.84)	(0:11.49)	(0:11.76)	(0:11.44)	(0:11.95)	(0:11.54)		
5	3	YEAH COPY	1	64.5	0:11.37	1:24.05 [5]	1:10.07 [4]	0:58.70 [6]	0:46.98 [5]	0:35.55 [4]	0:23.58 [4]	0:35.55	+2
		Karl Zechner		1200m	1200m	(0:13.98)	(0:11.37)	(0:11.72)	(0:11.43)	(0:11.97)	(0:11.59)		
6	7	RESOLUTE LADY	6	65.8	0:11.30	1:24.07 [6]	1:10.09 [5]	0:58.79 [4]	0:47.06 [4]	0:35.55 [5]	0:23.71 [3]	0:35.55	+6
		Jackson Murphy		1200m	1200m	(0:13.98)	(0:11.30)	(0:11.73)	(0:11.51)	(0:11.84)	(0:11.63)		
7	15	WHISTLIN' RULER	5	64.7	0:11.38	1:24.53 [7]	1:10.41 [9]	0:59.03 [7]	0:47.29 [8]	0:35.71 [8]	0:23.96 [6]	0:35.71	+6
		Billie-Rose Andrew		1200m	1200m	(0:14.12)	(0:11.38)	(0:11.74)	(0:11.58)	(0:11.75)	(0:11.73)		
8	11	MILAGRO	4	64.6	0:11.37	1:25.03 [8]	1:10.47 [11]	0:59.10 [11]	0:47.50 [11]	0:35.78 [11]	0:23.75 [11]	0:35.78	+6
		Corey Bayliss		1200m	1200m	(0:14.56)	(0:11.37)	(0:11.60)	(0:11.72)	(0:12.03)	(0:11.48)		
9	8	PRETTY LITTLE LASS	7	66.7	0:11.48	1:25.20 [9]	1:11.12 [7]	0:59.64 [9]	0:48.05 [7]	0:36.57 [7]	0:24.49 [9]	0:36.57	+15
		Jaden Lloyd		1200m	1200m	(0:14.08)	(0:11.48)	(0:11.59)	(0:11.48)	(0:12.08)	(0:11.89)		
10	12	LIPSTICK LIES	8	66.7	0:11.54	1:25.23 [10]	1:11.12 [8]	0:59.58 [10]	0:47.85 [10]	0:36.19 [10]	0:24.17 [10]	0:36.19	+11
		Montanna Savva		Overall	1200m	(0:14.11)	(0:11.54)	(0:11.73)	(0:11.66)	(0:12.02)	(0:11.70)		

Scratched: Xuanfeng (#5), Battlespace (#4), He's Viral (#14), Shubman (#9)

Report Created: Thu 16 October 2025 17:42 GMT+ (Note: Timing is based on position data)

Page 1/15

[] Ranking at each section and finish
-:-:- No data available at this section
NA No data available

SCN Saddle cloth number
DNF Did not finish
DNT Did not track

data processed by  TRIPLESDATA



GattonProfessional
Race 8: BOOK YOUR CORPORATE XMAS PARTY TRACKSIDE SUNDAY
21ST DECEMBER RATINGS BAND 0 - 55 Handicap - 1400m
16 October 2025 - 17:20



LOCKYER VALLEY
· TURF CLUB ·

Track Rating: Good 4, Weather: Fine, Rail Position: True

Section						Overall	1200m	1000m	800m	600m	400m	Last 600m	
Field Times						1:23.77 (0:13.55)	1:10.22 (0:11.25)	0:58.97 (0:11.66)	0:47.31 (0:11.46)	0:35.85 (0:11.76)	0:24.09 (0:11.86)	0:35.85	
Rank	TAB	Horse/Jockey	Barrier	Top Speed [km/h]	Fastest Section								Distance Travelled [m]
11	2	SWEETPEA MOOCHI	9	68.0	0:11.21	1:25.78 [11]	1:11.78 [6]	1:00.57 [3]	0:48.86 [3]	0:37.32 [3]	0:25.16 [8]	0:37.32	+13
		Kayla Barker		1200m	1200m	(0:14.00)	(0:11.21)	(0:11.71)	(0:11.54)	(0:12.16)	(0:12.17)		

Scratched: Xuanfeng (#5), Battlespace (#4), He's Viral (#14), Shubman (#9)



GattonProfessional
Race 8: BOOK YOUR CORPORATE XMAS PARTY TRACKSIDE SUNDAY
21ST DECEMBER RATINGS BAND 0 - 55 Handicap - 1400m
16 October 2025 - 17:20



Track Rating: Good 4, Weather: Fine, Rail Position: True

Section Field Times				200m 0:12.23 (0:12.23)				Last 600m 0:35.85	
Rank	TAB	Horse/Jockey	Barrier	Top Speed [km/h]	Fastest Section	Margin		Distance Travelled [m]	
1	13	FOREBEARS	11	67.3	0:11.25	0:12.23 [1]	1:23.77	0:35.85	
		Brea Harrison		Overall	1200m	(0:12.23)			
2	10	UCELLE	10	67.4	0:11.32	0:12.11 [2]	0.82L	0:35.67	-1
		Corey Sutherland		1200m	1200m	(0:12.11)			
3	1	MIDNIGHT MADNESS	3	65.8	0:11.28	0:11.96 [5]	1.33L	0:35.17	+2
		Kayla Johnston		Overall	1200m	(0:11.96)			
4	6	MAY	2	66.0	0:11.44	0:11.99 [4]	1.4L	0:35.48	+3
		Justin Huxtable		1200m	800m	(0:11.99)			
5	3	YEAH COPY	1	64.5	0:11.37	0:11.99 [6]	1.62L	0:35.55	+2
		Karl Zechner		1200m	1200m	(0:11.99)			
6	7	RESOLUTE LADY	6	65.8	0:11.30	0:12.08 [3]	1.74L	0:35.55	+6
		Jackson Murphy		1200m	1200m	(0:12.08)			
7	15	WHISTLIN' RULER	5	64.7	0:11.38	0:12.23 [7]	4.44L	0:35.71	+6
		Billie-Rose Andrew		1200m	1200m	(0:12.23)			
8	11	MILAGRO	4	64.6	0:11.37	0:12.27 [10]	7.39L	0:35.78	+6
		Corey Bayliss		1200m	1200m	(0:12.27)			
9	8	PRETTY LITTLE LASS	7	66.7	0:11.48	0:12.60 [8]	8.38L	0:36.57	+15
		Jaden Lloyd		1200m	1200m	(0:12.60)			
10	12	LIPSTICK LIES	8	66.7	0:11.54	0:12.47 [9]	8.59L	0:36.19	+11
		Montanna Savva		Overall	1200m	(0:12.47)			

Scratched: Xuanfeng (#5), Battlespace (#4), He's Viral (#14), Shubman (#9)

Report Created: Thu 16 October 2025 17:42 GMT+ (Note: Timing is based on position data)

Page 3/15

[] Ranking at each section and finish
-:-:- No data available at this section
NA No data available

SCN Saddle cloth number
DNF Did not finish
DNT Did not track

data processed by  **TRIPLESDATA**



GattonProfessional
Race 8: BOOK YOUR CORPORATE XMAS PARTY TRACKSIDE SUNDAY
21ST DECEMBER RATINGS BAND 0 - 55 Handicap - 1400m
16 October 2025 - 17:20



Track Rating: Good 4, Weather: Fine, Rail Position: True

Section						200m	Last 600m		
Field Times						0:12.23 (0:12.23)	0:35.85		
Rank	TAB	Horse/Jockey	Barrier	Top Speed [km/h]	Fastest Section	Margin	Distance Travelled [m]		
11	2	SWEETPEA MOOCHI	9	68.0	0:11.21	0:12.99 [11]	11.83L	0:37.32	+13
		Kayla Barker		1200m	1200m	(0:12.99)			

Scratched: Xuanfeng (#5), Battlespace (#4), He's Viral (#14), Shubman (#9)



Horse/Jockey Name	Forebears
Final Rank	1
Fastest Section Time (Section)	0:11.25 (1200m)
Top Speed [km/h] (Section)	67.3 (Overall)
Race State	Finished



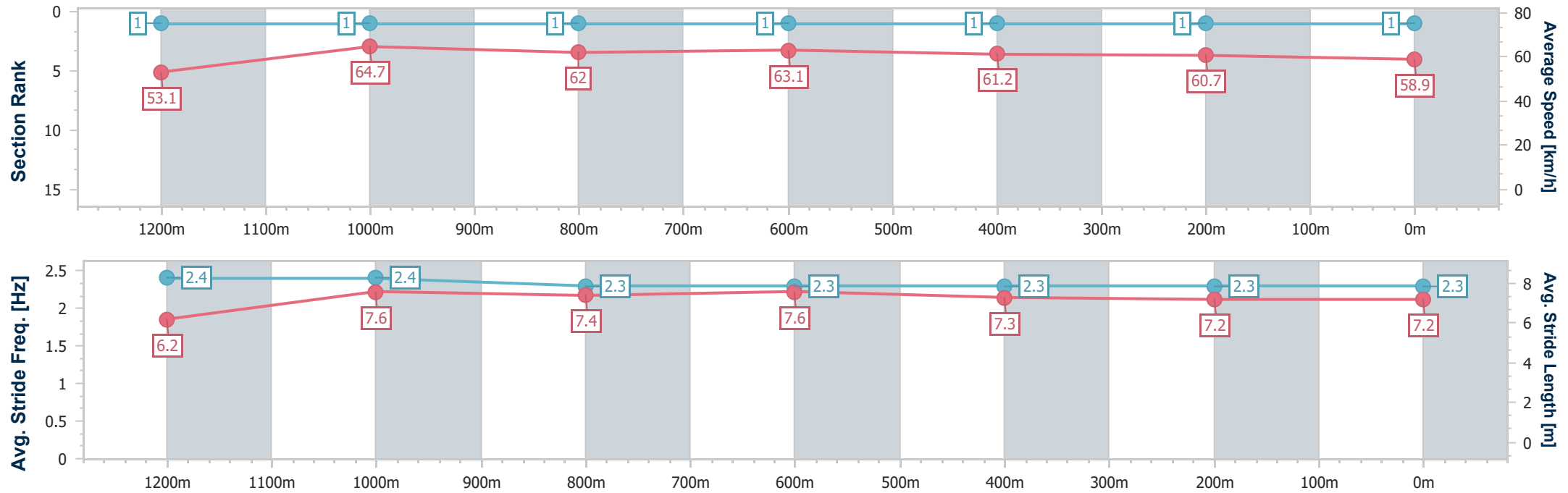
GattonProfessional
Race 8: BOOK YOUR CORPORATE XMAS PARTY TRACKSIDE
SUNDAY 21ST DECEMBER RATINGS BAND 0 - 55 Handicap -
1400m



16 October 2025 - 17:20

Track Rating: Good 4, Weather: Fine, Rail Position: True

Section	Overall	1200m	1000m	800m	600m	400m	200m						
Section Times	1:23.77 [1] (0:13.55)	1:10.22 [1] (0:11.25)	0:58.97 [1] (0:11.66)	0:47.31 [1] (0:11.46)	0:35.85 [1] (0:11.76)	0:24.09 [1] (0:11.86)	0:12.23 [1] (0:12.23)						
Average Speed [km/h]	53.1	64.7	62.0	63.1	61.2	60.7	58.9						
Top Speed [km/h]	67.3	67.3	63.5	63.8	62.7	61.4	61.2						
Avg. Dist. to Rail [m]	8.3	1.9	1.3	0.7	0.5	1.4	1.7						
Avg. Stride Freq. [Hz]	2.4	2.4	2.3	2.3	2.3	2.3	2.3						
Avg. Stride Length [m]	6.2	7.6	7.4	7.6	7.3	7.2	7.2						





Horse/Jockey Name	Ucelle
Final Rank	2
Fastest Section Time (Section)	0:11.32 (1200m)
Top Speed [km/h] (Section)	67.4 (1200m)
Race State	Finished



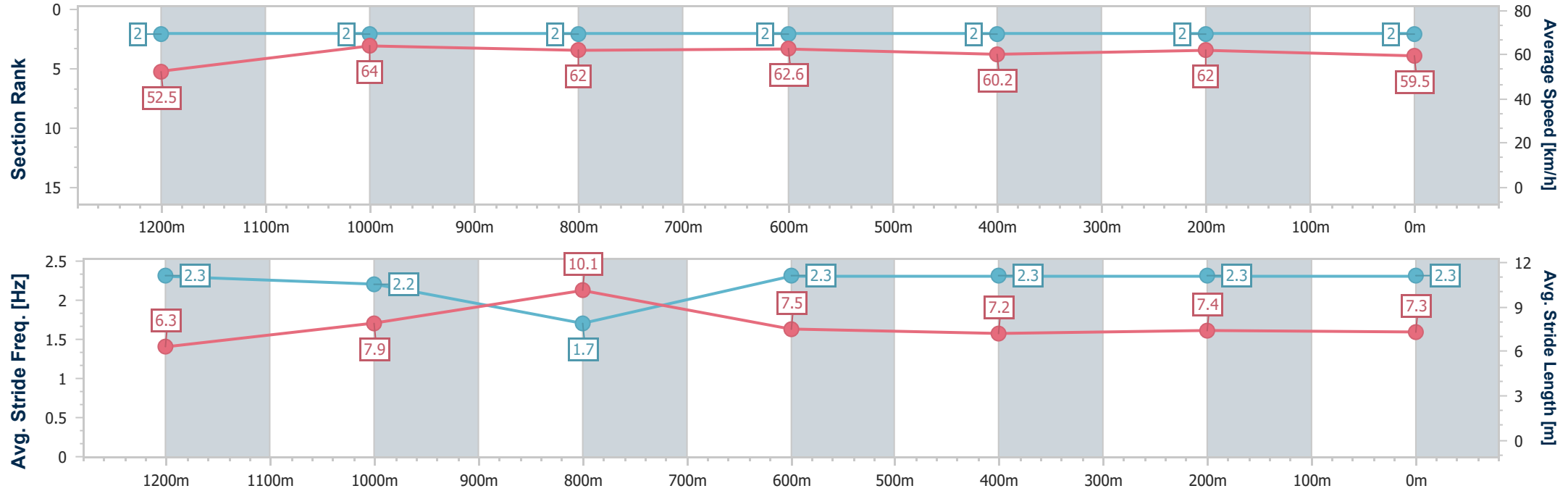
GattonProfessional
Race 8: BOOK YOUR CORPORATE XMAS PARTY TRACKSIDE
SUNDAY 21ST DECEMBER RATINGS BAND 0 - 55 Handicap -
1400m



16 October 2025 - 17:20

Track Rating: Good 4, Weather: Fine, Rail Position: True

Section	Overall	1200m	1000m	800m	600m	400m	200m						
Section Times	1:23.91 [2] (0:13.76)	1:10.15 [2] (0:11.32)	0:58.83 [2] (0:11.62)	0:47.21 [2] (0:11.54)	0:35.67 [2] (0:11.94)	0:23.73 [2] (0:11.62)	0:12.11 [2] (0:12.11)						
Average Speed [km/h]	52.5	64.0	62.0	62.6	60.2	62.0	59.5						
Top Speed [km/h]	67.0	67.4	63.1	64.1	61.5	63.4	60.3						
Avg. Dist. to Rail [m]	6.8	1.5	0.7	0.4	0.3	1.4	4.2						
Avg. Stride Freq. [Hz]	2.3	2.2	1.7	2.3	2.3	2.3	2.3						
Avg. Stride Length [m]	6.3	7.9	10.1	7.5	7.2	7.4	7.3						



- [] Ranking at each section and finish
- .-.- No data available at this section
- NA No data available



Horse/Jockey Name	Midnight Madness
Final Rank	3
Fastest Section Time (Section)	0:11.28 (1200m)
Top Speed [km/h] (Section)	65.8 (Overall)
Race State	Finished



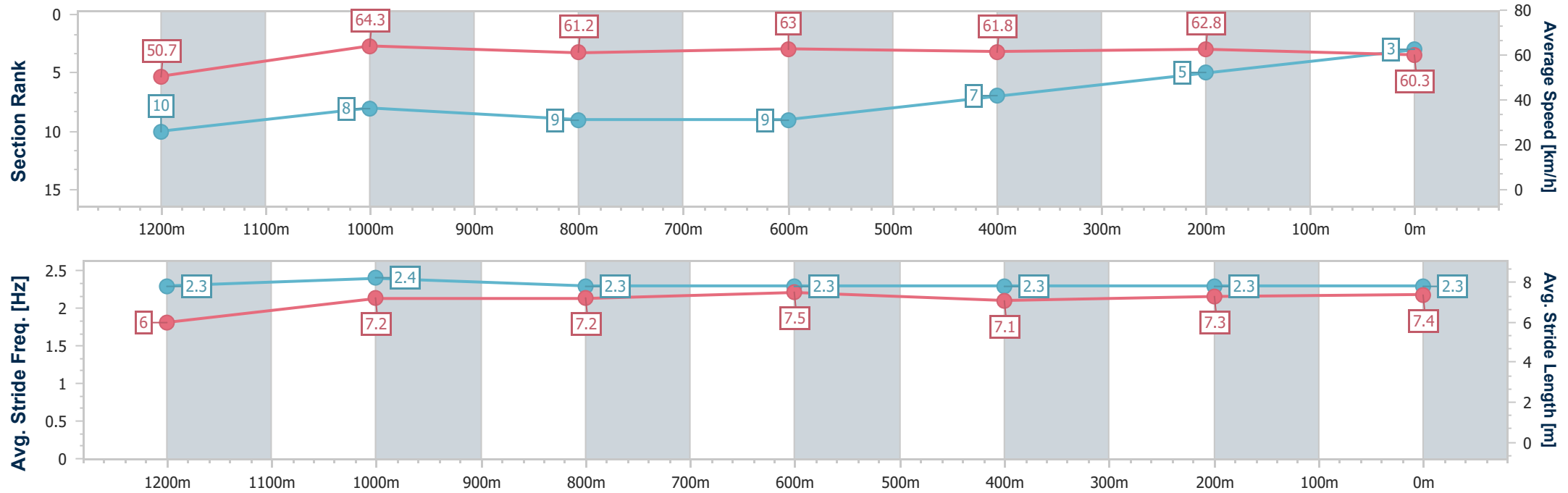
GattonProfessional
Race 8: BOOK YOUR CORPORATE XMAS PARTY TRACKSIDE
SUNDAY 21ST DECEMBER RATINGS BAND 0 - 55 Handicap -
1400m



16 October 2025 - 17:20

Track Rating: Good 4, Weather: Fine, Rail Position: True

Section	Overall	1200m	1000m	800m	600m	400m	200m						
Section Times	1:24.00 [3] (0:14.23)	1:09.77 [10] (0:11.28)	0:58.49 [8] (0:11.83)	0:46.66 [9] (0:11.49)	0:35.17 [9] (0:11.77)	0:23.40 [7] (0:11.44)	0:11.96 [5] (0:11.96)						
Average Speed [km/h]	50.7	64.3	61.2	63.0	61.8	62.8	60.3						
Top Speed [km/h]	65.8	65.5	62.8	64.4	64.3	63.6	62.7						
Avg. Dist. to Rail [m]	2.7	1.2	2.0	1.9	1.4	1.2	1.5						
Avg. Stride Freq. [Hz]	2.3	2.4	2.3	2.3	2.3	2.3	2.3						
Avg. Stride Length [m]	6.0	7.2	7.2	7.5	7.1	7.3	7.4						





Horse/Jockey Name	May
Final Rank	4
Fastest Section Time (Section)	0:11.44 (800m)
Top Speed [km/h] (Section)	66.0 (1200m)
Race State	Finished



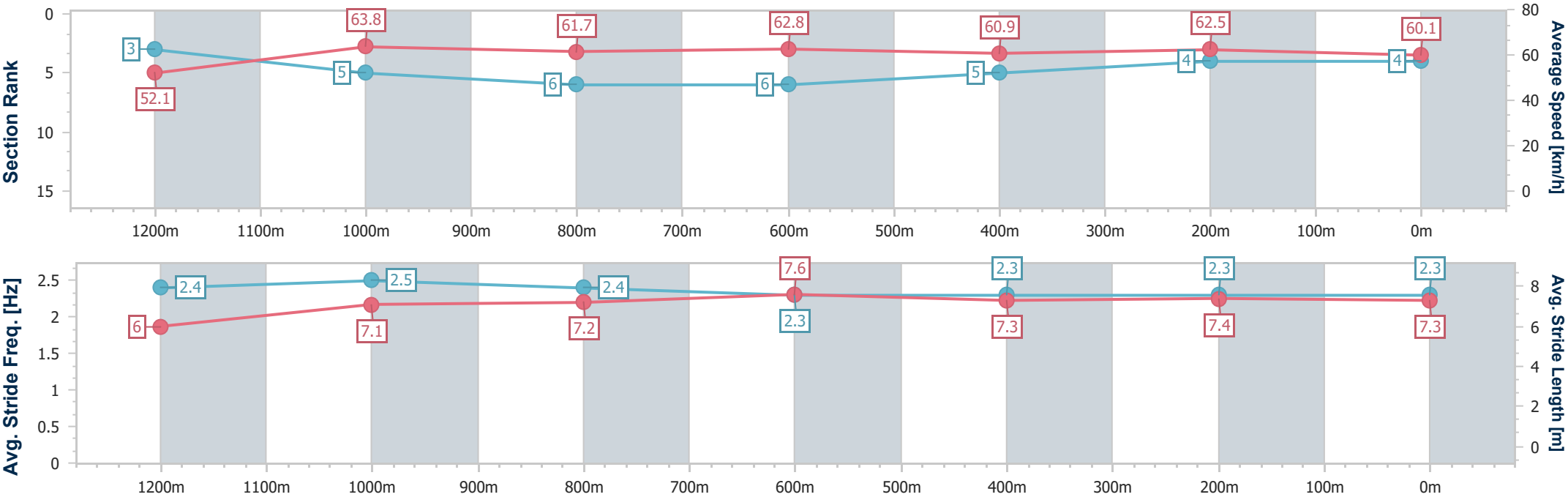
GattonProfessional
Race 8: BOOK YOUR CORPORATE XMAS PARTY TRACKSIDE
SUNDAY 21ST DECEMBER RATINGS BAND 0 - 55 Handicap -
1400m



16 October 2025 - 17:20

Track Rating: Good 4, Weather: Fine, Rail Position: True

Section	Overall	1200m	1000m	800m	600m	400m	200m						
Section Times	1:24.01 [4] (0:13.84)	1:10.17 [3] (0:11.49)	0:58.68 [5] (0:11.76)	0:46.92 [6] (0:11.44)	0:35.48 [6] (0:11.95)	0:23.53 [5] (0:11.54)	0:11.99 [4] (0:11.99)						
Average Speed [km/h]	52.1	63.8	61.7	62.8	60.9	62.5	60.1						
Top Speed [km/h]	65.9	66.0	63.6	64.3	63.3	63.7	61.9						
Avg. Dist. to Rail [m]	2.8	2.9	2.0	1.0	1.3	1.5	4.0						
Avg. Stride Freq. [Hz]	2.4	2.5	2.4	2.3	2.3	2.3	2.3						
Avg. Stride Length [m]	6.0	7.1	7.2	7.6	7.3	7.4	7.3						





Horse/Jockey Name	Yeah Copy
Final Rank	5
Fastest Section Time (Section)	0:11.37 (1200m)
Top Speed [km/h] (Section)	64.5 (1200m)
Race State	Finished



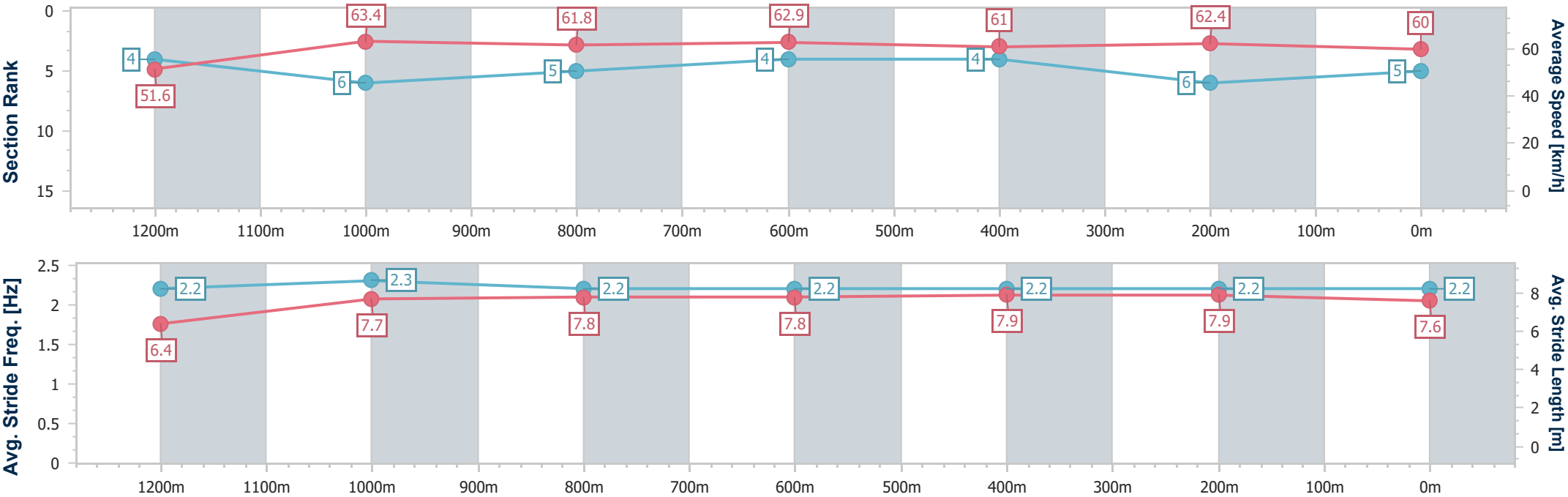
GattonProfessional
Race 8: BOOK YOUR CORPORATE XMAS PARTY TRACKSIDE
SUNDAY 21ST DECEMBER RATINGS BAND 0 - 55 Handicap -
1400m



16 October 2025 - 17:20

Track Rating: Good 4, Weather: Fine, Rail Position: True

Section	Overall	1200m	1000m	800m	600m	400m	200m						
Section Times	1:24.05 [5] (0:13.98)	1:10.07 [4] (0:11.37)	0:58.70 [6] (0:11.72)	0:46.98 [5] (0:11.43)	0:35.55 [4] (0:11.97)	0:23.58 [4] (0:11.59)	0:11.99 [6] (0:11.99)						
Average Speed [km/h]	51.6	63.4	61.8	62.9	61.0	62.4	60.0						
Top Speed [km/h]	64.4	64.5	62.7	63.6	62.6	62.9	62.2						
Avg. Dist. to Rail [m]	1.2	0.6	1.1	1.4	1.7	3.1	4.7						
Avg. Stride Freq. [Hz]	2.2	2.3	2.2	2.2	2.2	2.2	2.2						
Avg. Stride Length [m]	6.4	7.7	7.8	7.8	7.9	7.9	7.6						





Horse/Jockey Name	Resolute Lady
Final Rank	6
Fastest Section Time (Section)	0:11.30 (1200m)
Top Speed [km/h] (Section)	65.8 (1200m)
Race State	Finished



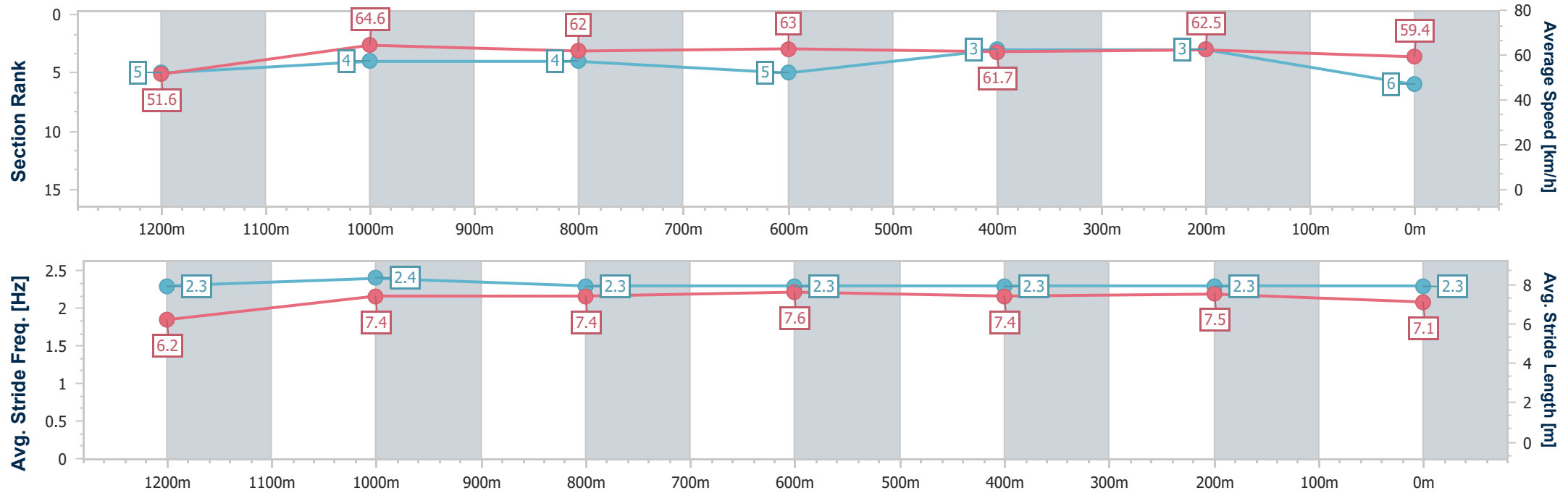
GattonProfessional
Race 8: BOOK YOUR CORPORATE XMAS PARTY TRACKSIDE
SUNDAY 21ST DECEMBER RATINGS BAND 0 - 55 Handicap -
1400m



16 October 2025 - 17:20

Track Rating: Good 4, Weather: Fine, Rail Position: True

Section	Overall	1200m	1000m	800m	600m	400m	200m						
Section Times	1:24.07 [6] (0:13.98)	1:10.09 [5] (0:11.30)	0:58.79 [4] (0:11.73)	0:47.06 [4] (0:11.51)	0:35.55 [5] (0:11.84)	0:23.71 [3] (0:11.63)	0:12.08 [3] (0:12.08)						
Average Speed [km/h]	51.6	64.6	62.0	63.0	61.7	62.5	59.4						
Top Speed [km/h]	65.4	65.8	63.9	64.7	63.0	63.4	62.1						
Avg. Dist. to Rail [m]	5.1	2.7	2.3	2.5	2.4	4.2	7.0						
Avg. Stride Freq. [Hz]	2.3	2.4	2.3	2.3	2.3	2.3	2.3						
Avg. Stride Length [m]	6.2	7.4	7.4	7.6	7.4	7.5	7.1						





Horse/Jockey Name	Whistlin' Ruler
Final Rank	7
Fastest Section Time (Section)	0:11.38 (1200m)
Top Speed [km/h] (Section)	64.7 (1200m)
Race State	Finished



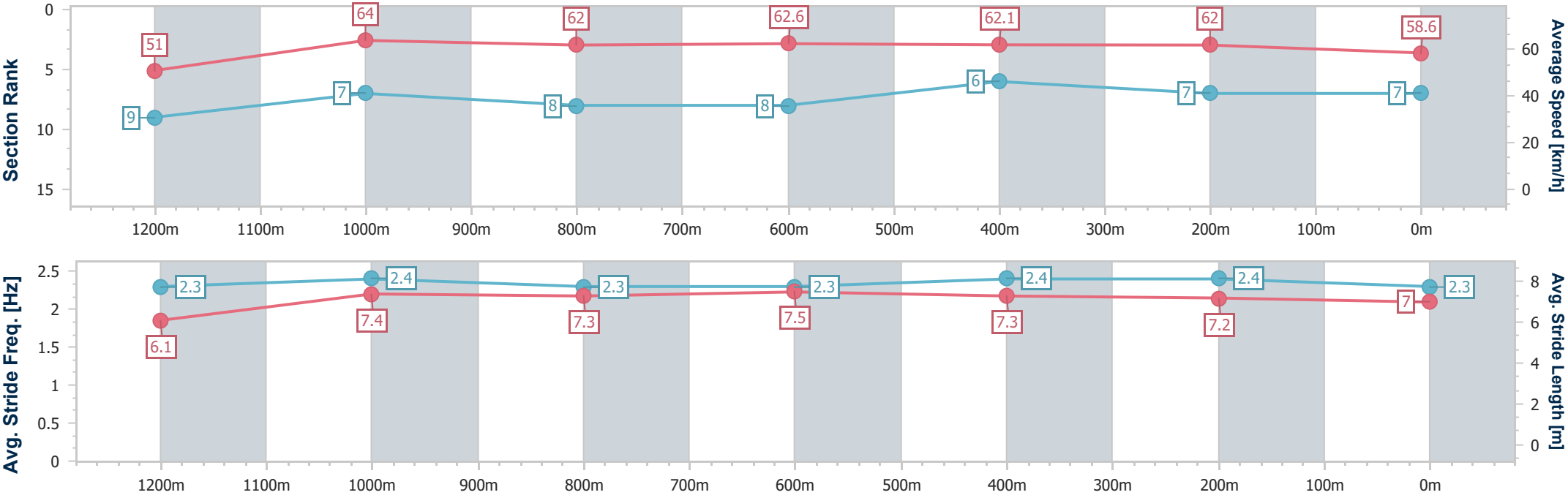
GattonProfessional
Race 8: BOOK YOUR CORPORATE XMAS PARTY TRACKSIDE
SUNDAY 21ST DECEMBER RATINGS BAND 0 - 55 Handicap -
1400m



16 October 2025 - 17:20

Track Rating: Good 4, Weather: Fine, Rail Position: True

Section	Overall	1200m	1000m	800m	600m	400m	200m						
Section Times	1:24.53 [7] (0:14.12)	1:10.41 [9] (0:11.38)	0:59.03 [7] (0:11.74)	0:47.29 [8] (0:11.58)	0:35.71 [8] (0:11.75)	0:23.96 [6] (0:11.73)	0:12.23 [7] (0:12.23)						
Average Speed [km/h]	51.0	64.0	62.0	62.6	62.1	62.0	58.6						
Top Speed [km/h]	64.2	64.7	64.4	63.5	63.4	63.8	62.3						
Avg. Dist. to Rail [m]	4.2	2.4	2.9	2.5	2.3	4.8	7.5						
Avg. Stride Freq. [Hz]	2.3	2.4	2.3	2.3	2.4	2.4	2.3						
Avg. Stride Length [m]	6.1	7.4	7.3	7.5	7.3	7.2	7.0						





Horse/Jockey Name	Milagro
Final Rank	8
Fastest Section Time (Section)	0:11.37 (1200m)
Top Speed [km/h] (Section)	64.6 (1200m)
Race State	Finished



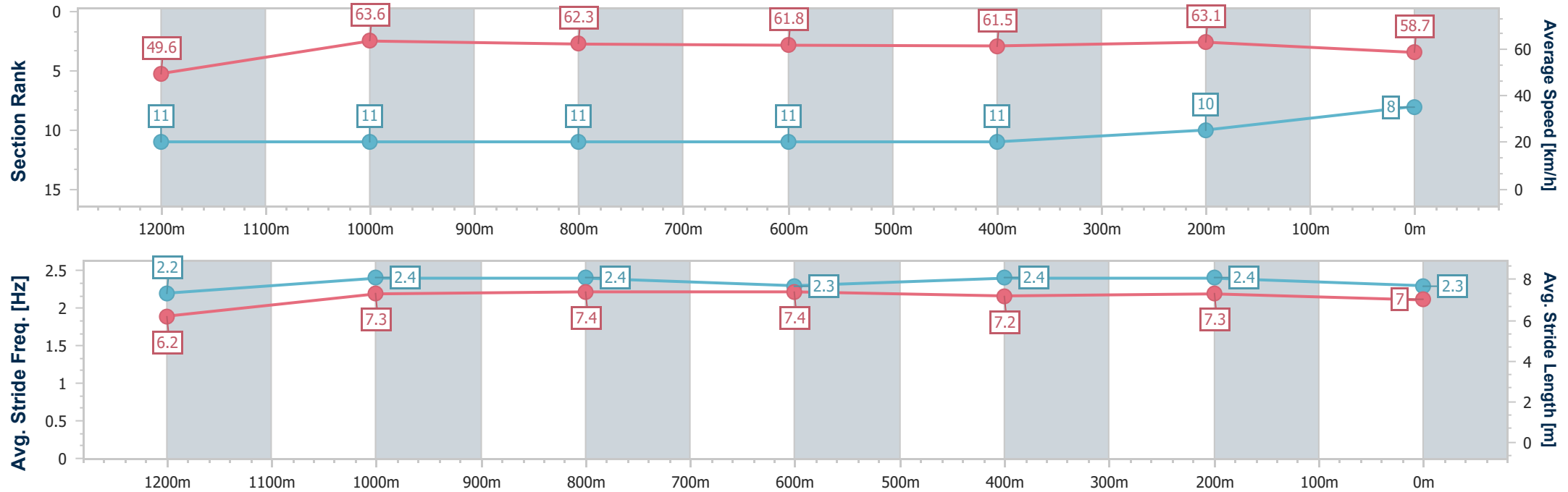
GattonProfessional
Race 8: BOOK YOUR CORPORATE XMAS PARTY TRACKSIDE
SUNDAY 21ST DECEMBER RATINGS BAND 0 - 55 Handicap -
1400m



16 October 2025 - 17:20

Track Rating: Good 4, Weather: Fine, Rail Position: True

Section	Overall	1200m	1000m	800m	600m	400m	200m						
Section Times	1:25.03 [8] (0:14.56)	1:10.47 [11] (0:11.37)	0:59.10 [11] (0:11.60)	0:47.50 [11] (0:11.72)	0:35.78 [11] (0:12.03)	0:23.75 [11] (0:11.48)	0:12.27 [10] (0:12.27)						
Average Speed [km/h]	49.6	63.6	62.3	61.8	61.5	63.1	58.7						
Top Speed [km/h]	64.1	64.6	63.9	63.3	62.7	64.4	62.3						
Avg. Dist. to Rail [m]	3.6	1.3	1.1	2.1	4.3	5.6	10.5						
Avg. Stride Freq. [Hz]	2.2	2.4	2.4	2.3	2.4	2.4	2.3						
Avg. Stride Length [m]	6.2	7.3	7.4	7.4	7.2	7.3	7.0						





Horse/Jockey Name	Pretty Little Lass
Final Rank	9
Fastest Section Time (Section)	0:11.48 (1200m)
Top Speed [km/h] (Section)	66.7 (1200m)
Race State	Finished



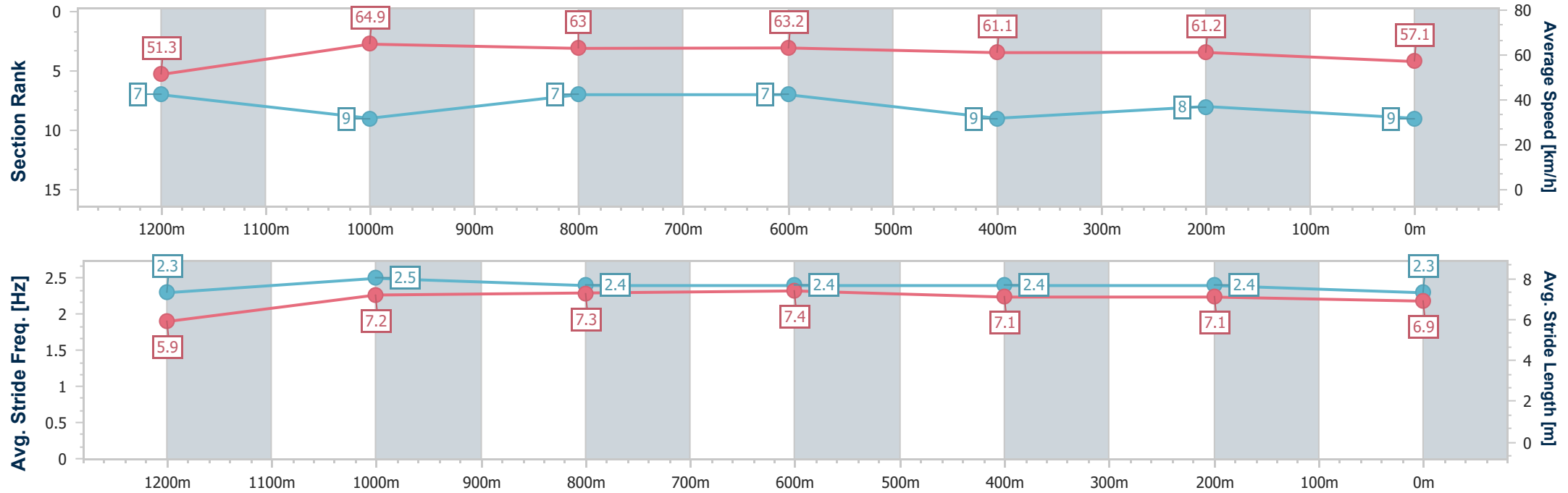
GattonProfessional
Race 8: BOOK YOUR CORPORATE XMAS PARTY TRACKSIDE
SUNDAY 21ST DECEMBER RATINGS BAND 0 - 55 Handicap -
1400m



16 October 2025 - 17:20

Track Rating: Good 4, Weather: Fine, Rail Position: True

Section	Overall	1200m	1000m	800m	600m	400m	200m						
Section Times	1:25.20 [9] (0:14.08)	1:11.12 [7] (0:11.48)	0:59.64 [9] (0:11.59)	0:48.05 [7] (0:11.48)	0:36.57 [7] (0:12.08)	0:24.49 [9] (0:11.89)	0:12.60 [8] (0:12.60)						
Average Speed [km/h]	51.3	64.9	63.0	63.2	61.1	61.2	57.1						
Top Speed [km/h]	65.8	66.7	64.1	63.9	63.4	62.5	59.3						
Avg. Dist. to Rail [m]	6.7	5.9	4.0	3.2	3.8	6.0	6.5						
Avg. Stride Freq. [Hz]	2.3	2.5	2.4	2.4	2.4	2.4	2.3						
Avg. Stride Length [m]	5.9	7.2	7.3	7.4	7.1	7.1	6.9						





Horse/Jockey Name	Lipstick Lies
Final Rank	10
Fastest Section Time (Section)	0:11.54 (1200m)
Top Speed [km/h] (Section)	66.7 (Overall)
Race State	Finished



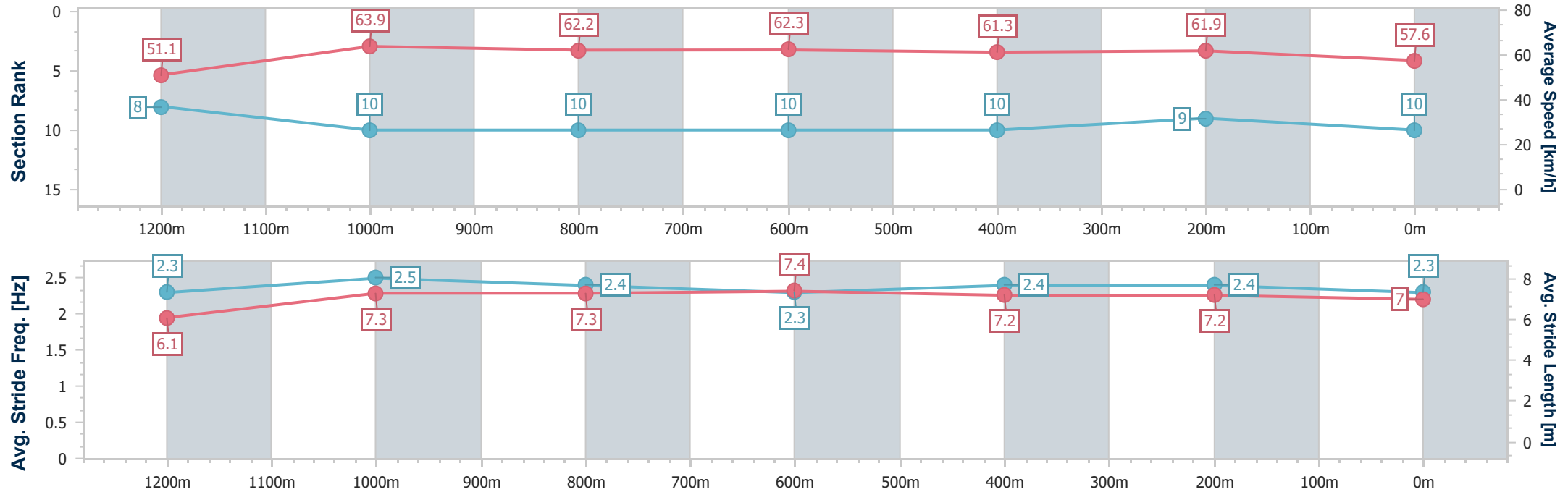
GattonProfessional
Race 8: BOOK YOUR CORPORATE XMAS PARTY TRACKSIDE
SUNDAY 21ST DECEMBER RATINGS BAND 0 - 55 Handicap -
1400m



16 October 2025 - 17:20

Track Rating: Good 4, Weather: Fine, Rail Position: True

Section	Overall	1200m	1000m	800m	600m	400m	200m						
Section Times	1:25.23 [10] (0:14.11)	1:11.12 [8] (0:11.54)	0:59.58 [10] (0:11.73)	0:47.85 [10] (0:11.66)	0:36.19 [10] (0:12.02)	0:24.17 [10] (0:11.70)	0:12.47 [9] (0:12.47)						
Average Speed [km/h]	51.1	63.9	62.2	62.3	61.3	61.9	57.6						
Top Speed [km/h]	66.7	66.7	63.3	63.7	63.1	62.9	61.4						
Avg. Dist. to Rail [m]	6.8	4.5	4.0	3.8	3.5	3.5	3.7						
Avg. Stride Freq. [Hz]	2.3	2.5	2.4	2.3	2.4	2.4	2.3						
Avg. Stride Length [m]	6.1	7.3	7.3	7.4	7.2	7.2	7.0						





Horse/Jockey Name	Sweetpea Moochi
Final Rank	11
Fastest Section Time (Section)	0:11.21 (1200m)
Top Speed [km/h] (Section)	68.0 (1200m)
Race State	Finished



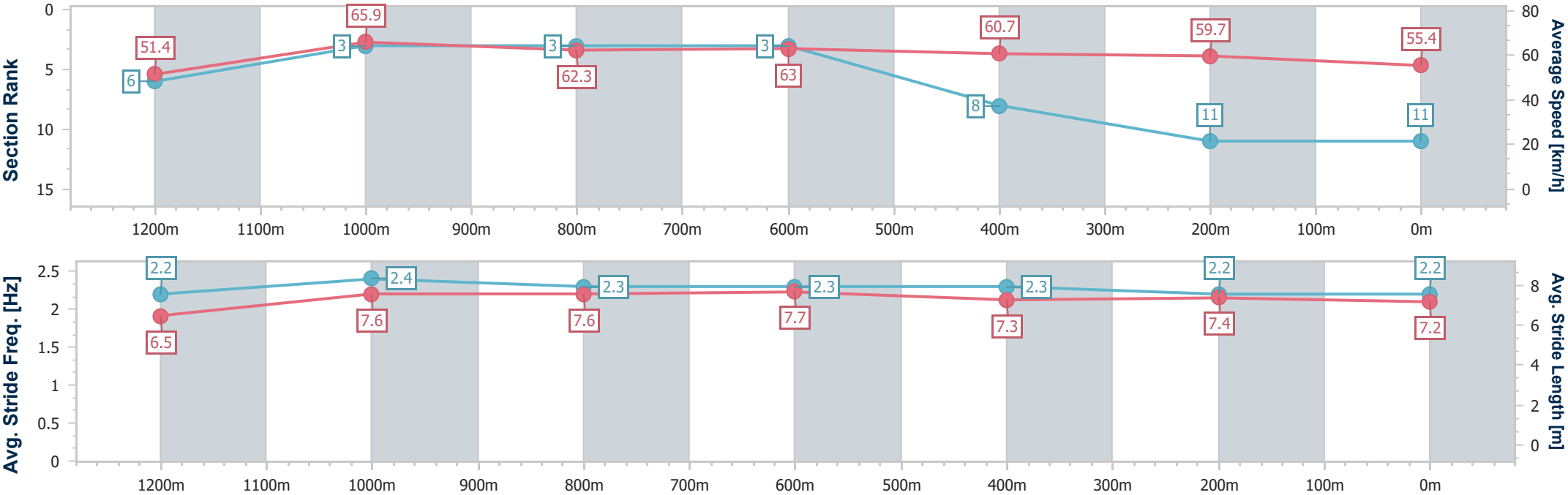
GattonProfessional
Race 8: BOOK YOUR CORPORATE XMAS PARTY TRACKSIDE
SUNDAY 21ST DECEMBER RATINGS BAND 0 - 55 Handicap -
1400m



16 October 2025 - 17:20

Track Rating: Good 4, Weather: Fine, Rail Position: True

Section	Overall	1200m	1000m	800m	600m	400m	200m						
Section Times	1:25.78 [11] (0:14.00)	1:11.78 [6] (0:11.21)	1:00.57 [3] (0:11.71)	0:48.86 [3] (0:11.54)	0:37.32 [3] (0:12.16)	0:25.16 [8] (0:12.17)	0:12.99 [11] (0:12.99)						
Average Speed [km/h]	51.4	65.9	62.3	63.0	60.7	59.7	55.4						
Top Speed [km/h]	67.5	68.0	64.5	64.1	62.1	61.3	58.3						
Avg. Dist. to Rail [m]	8.3	4.1	3.4	4.1	4.6	5.1	6.4						
Avg. Stride Freq. [Hz]	2.2	2.4	2.3	2.3	2.3	2.2	2.2						
Avg. Stride Length [m]	6.5	7.6	7.6	7.7	7.3	7.4	7.2						



[] Ranking at each section and finish
-.-.- No data available at this section
NA No data available