



Aquis Park Gold Coast Professional
Race 1: REVELSTONE STUD Maiden Handicap - 1800m
18 October 2025 - 13:05



Track Rating: Good 4, Weather: Fine, Rail Position: +7m 1000m-400m; +4m Remainder

Section					Overall	1600m	1400m	1200m	1000m	800m	600m	Last 600m		
Field Times					1:50.50 (0:14.55)	1:35.95 (0:12.01)	1:23.94 (0:11.73)	1:12.21 (0:12.02)	1:00.19 (0:12.10)	0:48.09 (0:11.89)	0:36.20 (0:11.85)	0:36.20		
Rank	TAB	Horse/Jockey	Barrier	Top Speed [km/h]	Fastest Section									Distance Travelled [m]
1	3	STOICISM	3	63.3	0:11.79	1:50.50 [1]	1:35.64 [5]	1:23.51 [5]	1:11.61 [5]	0:59.63 [5]	0:47.68 [5]	0:35.89 [5]	0:35.89	
		Dylan Turner		600m	800m	(0:14.86)	(0:12.13)	(0:11.90)	(0:11.98)	(0:11.95)	(0:11.79)	(0:11.88)		
2	6	WEEKEND ARTIST	4	62.0	0:11.73	1:50.57 [2]	1:36.02 [1]	1:24.01 [1]	1:12.28 [1]	1:00.26 [1]	0:48.16 [1]	0:36.26 [2]	0:36.26	-1
		Courtney Bellamy		800m	1400m	(0:14.55)	(0:12.01)	(0:11.73)	(0:12.02)	(0:12.10)	(0:11.90)	(0:11.94)		
3	5	EFFIE'S JOY	6	63.1	0:11.77	1:50.95 [3]	1:36.30 [2]	1:24.29 [2]	1:12.52 [2]	1:00.50 [2]	0:48.50 [2]	0:36.65 [1]	0:36.65	+1
		Chelsea Baker		600m	1400m	(0:14.65)	(0:12.01)	(0:11.77)	(0:12.02)	(0:12.00)	(0:11.85)	(0:11.85)		
4	2	JAM PACKED	2	62.9	0:11.77	1:51.24 [4]	1:36.20 [6]	1:24.00 [6]	1:12.19 [6]	1:00.23 [6]	0:48.28 [6]	0:36.42 [6]	0:36.42	+2
		Brandon Lerena		600m	600m	(0:15.04)	(0:12.20)	(0:11.81)	(0:11.96)	(0:11.95)	(0:11.86)	(0:11.77)		
5	4	LA GRACIA	1	62.6	0:11.82	1:51.36 [5]	1:36.56 [3]	1:24.44 [4]	1:12.62 [4]	1:00.65 [3]	0:48.62 [3]	0:36.80 [3]	0:36.80	+2
		Les Tilley		600m	1400m	(0:14.80)	(0:12.12)	(0:11.82)	(0:11.97)	(0:12.03)	(0:11.82)	(0:11.89)		
6	8	PHYLISS	8	63.6	0:11.82	1:51.40 [6]	1:36.59 [4]	1:24.64 [3]	1:12.66 [3]	1:00.64 [4]	0:48.61 [4]	0:36.79 [4]	0:36.79	+4
		Tiffani Brooker		600m	800m	(0:14.81)	(0:11.95)	(0:11.98)	(0:12.02)	(0:12.03)	(0:11.82)	(0:11.86)		
7	1	KIRORO PEAK	5	63.1	0:11.84	1:51.55 [7]	1:36.28 [8]	1:24.05 [7]	1:12.21 [8]	1:00.27 [8]	0:48.34 [8]	0:36.44 [8]	0:36.44	+1
		Scott Sheargold		1000m	1400m	(0:15.27)	(0:12.23)	(0:11.84)	(0:11.94)	(0:11.93)	(0:11.90)	(0:11.90)		
8	7	SAVEA	7	63.2	0:11.77	1:51.86 [8]	1:36.62 [7]	1:24.33 [8]	1:12.56 [7]	1:00.62 [7]	0:48.70 [7]	0:36.83 [7]	0:36.83	+6
		Ron Stewart		1000m	1400m	(0:15.24)	(0:12.29)	(0:11.77)	(0:11.94)	(0:11.92)	(0:11.87)	(0:11.94)		

Scratched: Happy Coffee (#9)



Aquis Park Gold Coast Professional

Race 1: REVELSTONE STUD Maiden Handicap - 1800m

18 October 2025 - 13:05



Track Rating: Good 4, Weather: Fine, Rail Position: +7m 1000m-400m; +4m Remainder

Section		400m		200m		Last 600m				
Field Times		0:24.35 (0:12.07)		0:12.28 (0:12.28)		0:36.20				
Rank	TAB	Horse/Jockey	Barrier	Top Speed [km/h]	Fastest Section	Margin		Distance Travelled [m]		
1	3	STOICISM	3	63.3	0:11.79	0:24.01 [5]	0:12.07 [3]	1:50.50	0:35.89	
		Dylan Turner		600m	800m	(0:11.94)	(0:12.07)			
2	6	WEEKEND ARTIST	4	62.0	0:11.73	0:24.32 [2]	0:12.35 [1]	0.3L	0:36.26	-1
		Courtney Bellamy		800m	1400m	(0:11.97)	(0:12.35)			
3	5	EFFIE'S JOY	6	63.1	0:11.77	0:24.80 [1]	0:12.67 [2]	2.3L	0:36.65	+1
		Chelsea Baker		600m	1400m	(0:12.13)	(0:12.67)			
4	2	JAM PACKED	2	62.9	0:11.77	0:24.65 [6]	0:12.66 [4]	3.8L	0:36.42	+2
		Brandon Lerena		600m	600m	(0:11.99)	(0:12.66)			
5	4	LA GRACIA	1	62.6	0:11.82	0:24.91 [3]	0:12.74 [5]	4.3L	0:36.80	+2
		Les Tilley		600m	1400m	(0:12.17)	(0:12.74)			
6	8	PHYLISS	8	63.6	0:11.82	0:24.93 [4]	0:12.76 [6]	4.5L	0:36.79	+4
		Tiffani Brooker		600m	800m	(0:12.17)	(0:12.76)			
7	1	KIRORO PEAK	5	63.1	0:11.84	0:24.54 [8]	0:12.45 [8]	5.3L	0:36.44	+1
		Scott Sheargold		1000m	1400m	(0:12.09)	(0:12.45)			
8	7	SAVEA	7	63.2	0:11.77	0:24.89 [7]	0:12.80 [7]	7.1L	0:36.83	+6
		Ron Stewart		1000m	1400m	(0:12.09)	(0:12.80)			

Scratched: Happy Coffee (#9)



Horse/Jockey Name	Stoicism
Final Rank	1
Fastest Section Time (Section)	0:11.79 (800m)
Top Speed [km/h] (Section)	63.3 (600m)
Race State	Finished

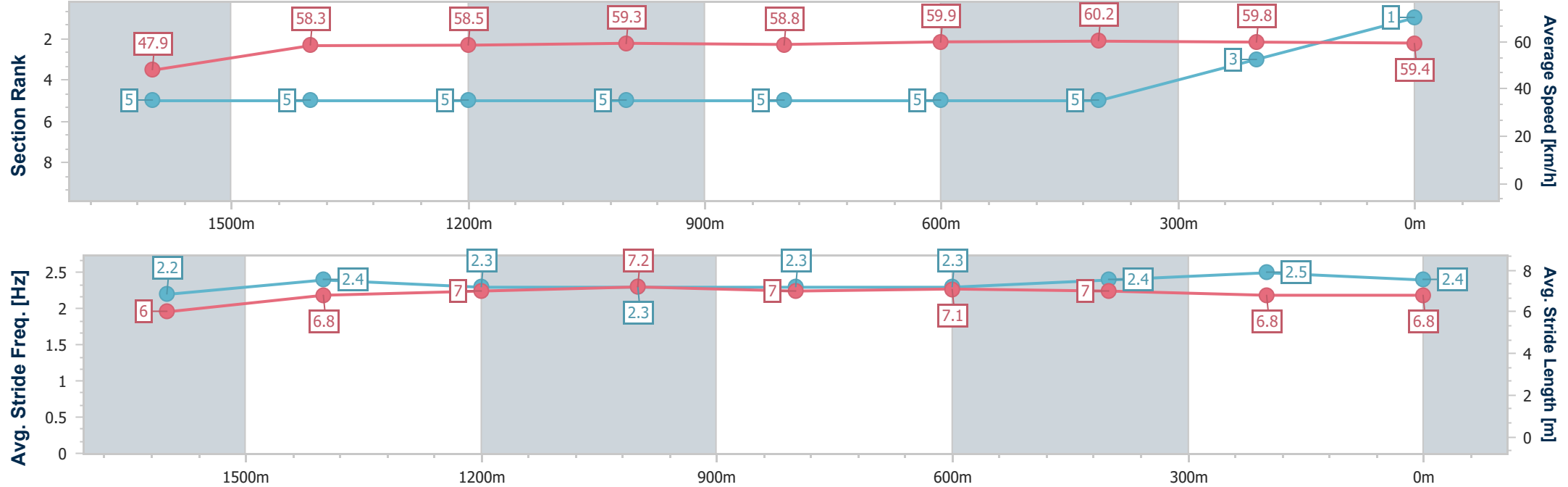


Aquis Park Gold CoastProfessional
Race 1: REVELSTONE STUD Maiden Handicap - 1800m



18 October 2025 - 13:05
Track Rating: Good 4, Weather: Fine, Rail Position: +7m 1000m-400m; +4m Remainder

Section	Overall	1600m	1400m	1200m	1000m	800m	600m	400m	200m				
Section Times	1:50.50 [1] (0:14.86)	1:35.64 [5] (0:12.13)	1:23.51 [5] (0:11.90)	1:11.61 [5] (0:11.98)	0:59.63 [5] (0:11.95)	0:47.68 [5] (0:11.79)	0:35.89 [5] (0:11.88)	0:24.01 [5] (0:11.94)	0:12.07 [3] (0:12.07)				
Average Speed [km/h]	47.9	58.3	58.5	59.3	58.8	59.9	60.2	59.8	59.4				
Top Speed [km/h]	59.2	61.4	62.0	62.3	61.4	62.2	63.3	62.6	61.8				
Avg. Dist. to Rail [m]	2.6	1.7	1.0	1.0	1.3	0.9	3.5	4.9	3.9				
Avg. Stride Freq. [Hz]	2.2	2.4	2.3	2.3	2.3	2.3	2.4	2.5	2.4				
Avg. Stride Length [m]	6.0	6.8	7.0	7.2	7.0	7.1	7.0	6.8	6.8				



[] Ranking at each section and finish
-.-.- No data available at this section
NA No data available



Horse/Jockey Name	Weekend Artist
Final Rank	2
Fastest Section Time (Section)	0:11.73 (1400m)
Top Speed [km/h] (Section)	62.0 (800m)
Race State	Finished

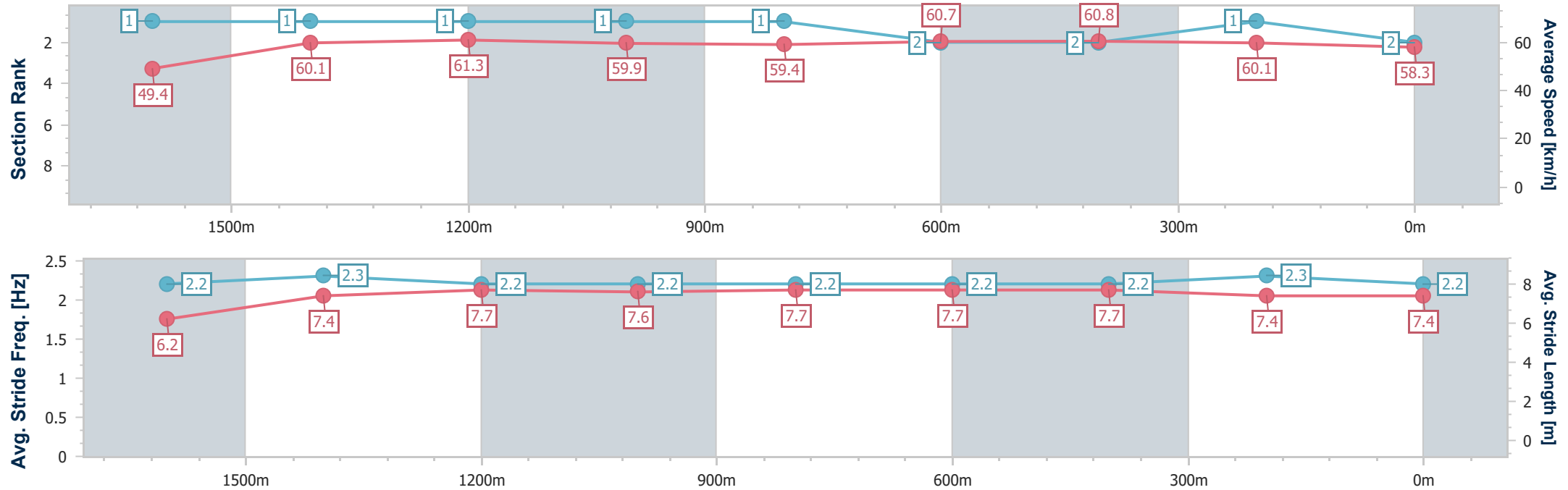


Aquis Park Gold CoastProfessional
Race 1: REVELSTONE STUD Maiden Handicap - 1800m



18 October 2025 - 13:05
Track Rating: Good 4, Weather: Fine, Rail Position: +7m 1000m-400m; +4m Remainder

Section	Overall	1600m	1400m	1200m	1000m	800m	600m	400m	200m				
Section Times	1:50.57 [2] (0:14.55)	1:36.02 [1] (0:12.01)	1:24.01 [1] (0:11.73)	1:12.28 [1] (0:12.02)	1:00.26 [1] (0:12.10)	0:48.16 [1] (0:11.90)	0:36.26 [2] (0:11.94)	0:24.32 [2] (0:11.97)	0:12.35 [1] (0:12.35)				
Average Speed [km/h]	49.4	60.1	61.3	59.9	59.4	60.7	60.8	60.1	58.3				
Top Speed [km/h]	61.2	61.6	61.8	61.0	60.3	62.0	61.7	60.6	59.4				
Avg. Dist. to Rail [m]	2.4	0.9	0.3	1.1	1.5	0.9	1.2	0.6	0.2				
Avg. Stride Freq. [Hz]	2.2	2.3	2.2	2.2	2.2	2.2	2.2	2.3	2.2				
Avg. Stride Length [m]	6.2	7.4	7.7	7.6	7.7	7.7	7.7	7.4	7.4				



[] Ranking at each section and finish
-.-.- No data available at this section
NA No data available



Horse/Jockey Name	Effie's Joy
Final Rank	3
Fastest Section Time (Section)	0:11.77 (1400m)
Top Speed [km/h] (Section)	63.1 (600m)
Race State	Finished

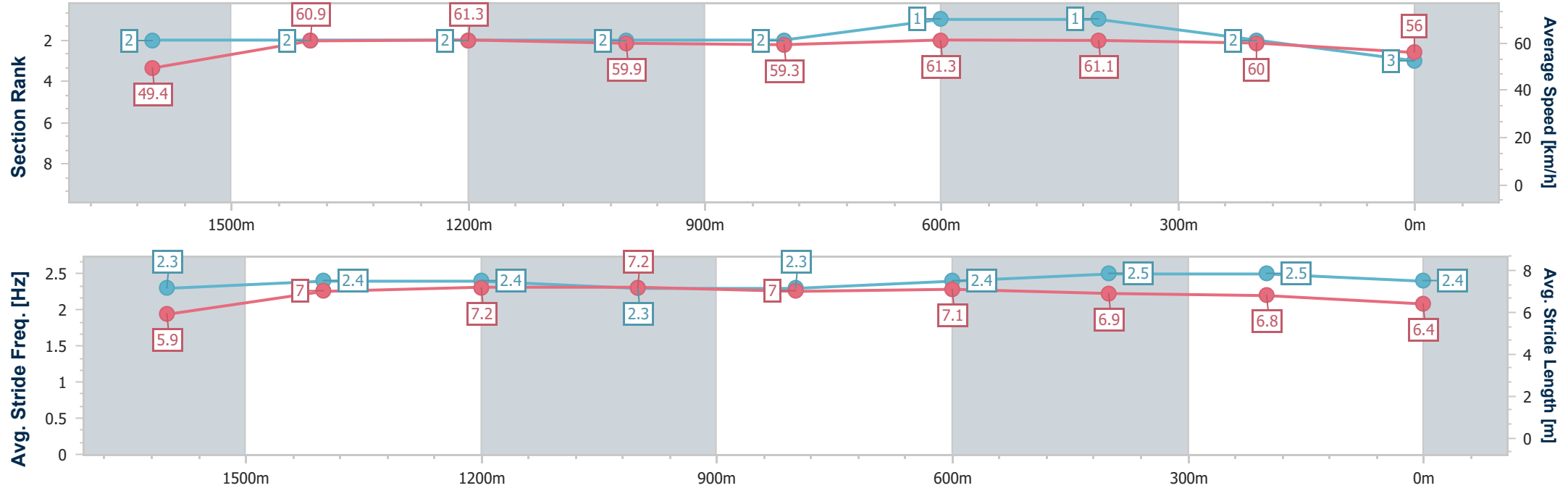


Aquis Park Gold CoastProfessional
Race 1: REVELSTONE STUD Maiden Handicap - 1800m



18 October 2025 - 13:05
Track Rating: Good 4, Weather: Fine, Rail Position: +7m 1000m-400m; +4m Remainder

Section	Overall	1600m	1400m	1200m	1000m	800m	600m	400m	200m				
Section Times	1:50.95 [3] (0:14.65)	1:36.30 [2] (0:12.01)	1:24.29 [2] (0:11.77)	1:12.52 [2] (0:12.02)	1:00.50 [2] (0:12.00)	0:48.50 [2] (0:11.85)	0:36.65 [1] (0:11.85)	0:24.80 [1] (0:12.13)	0:12.67 [2] (0:12.67)				
Average Speed [km/h]	49.4	60.9	61.3	59.9	59.3	61.3	61.1	60.0	56.0				
Top Speed [km/h]	59.5	61.7	62.4	62.3	61.4	62.0	63.1	62.2	60.7				
Avg. Dist. to Rail [m]	3.8	1.4	0.7	0.9	1.4	1.1	2.1	2.1	1.8				
Avg. Stride Freq. [Hz]	2.3	2.4	2.4	2.3	2.3	2.4	2.5	2.5	2.4				
Avg. Stride Length [m]	5.9	7.0	7.2	7.2	7.0	7.1	6.9	6.8	6.4				





Horse/Jockey Name	Jam Packed
Final Rank	4
Fastest Section Time (Section)	0:11.77 (600m)
Top Speed [km/h] (Section)	62.9 (600m)
Race State	Finished

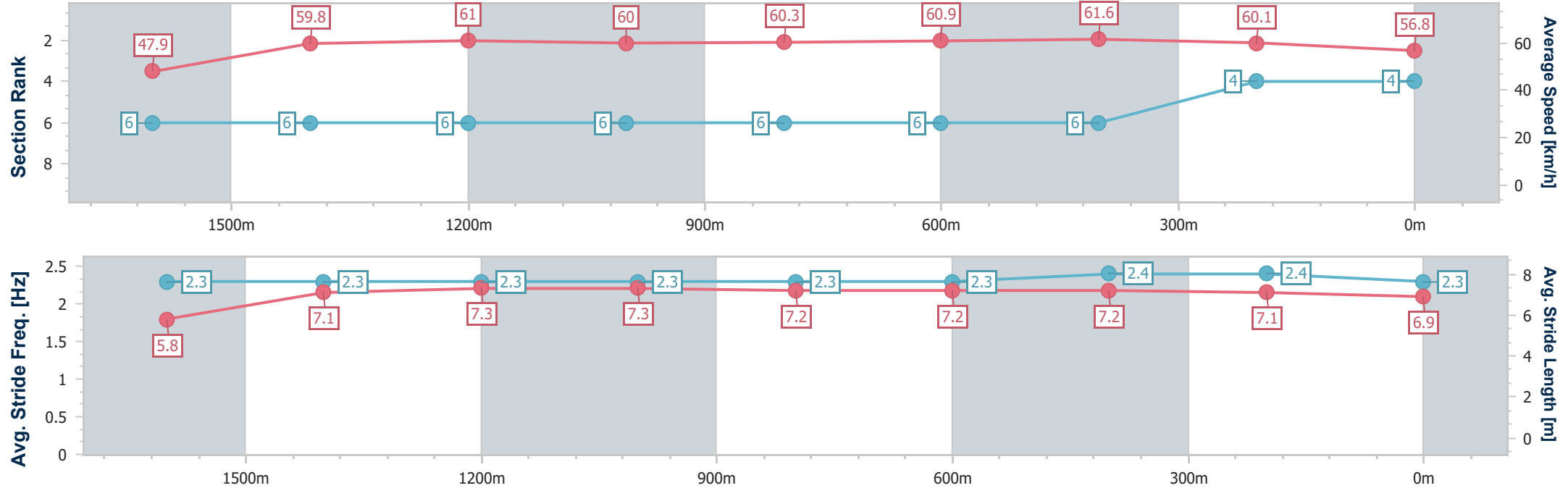


Aquis Park Gold CoastProfessional
Race 1: REVELSTONE STUD Maiden Handicap - 1800m



18 October 2025 - 13:05
Track Rating: Good 4, Weather: Fine, Rail Position: +7m 1000m-400m; +4m Remainder

Section	Overall	1600m	1400m	1200m	1000m	800m	600m	400m	200m				
Section Times	1:51.24 [4] (0:15.04)	1:36.20 [6] (0:12.20)	1:24.00 [6] (0:11.81)	1:12.19 [6] (0:11.96)	1:00.23 [6] (0:11.95)	0:48.28 [6] (0:11.86)	0:36.42 [6] (0:11.77)	0:24.65 [6] (0:11.99)	0:12.66 [4] (0:12.66)				
Average Speed [km/h]	47.9	59.8	61.0	60.0	60.3	60.9	61.6	60.1	56.8				
Top Speed [km/h]	60.8	60.8	61.9	61.9	62.7	62.4	62.9	61.2	58.7				
Avg. Dist. to Rail [m]	1.8	1.7	1.2	1.0	1.4	0.9	1.5	0.5	0.2				
Avg. Stride Freq. [Hz]	2.3	2.3	2.3	2.3	2.3	2.3	2.4	2.4	2.3				
Avg. Stride Length [m]	5.8	7.1	7.3	7.3	7.2	7.2	7.2	7.1	6.9				



[] Ranking at each section and finish
-.-.- No data available at this section
NA No data available



Horse/Jockey Name	La Gracia
Final Rank	5
Fastest Section Time (Section)	0:11.82 (1400m)
Top Speed [km/h] (Section)	62.6 (600m)
Race State	Finished

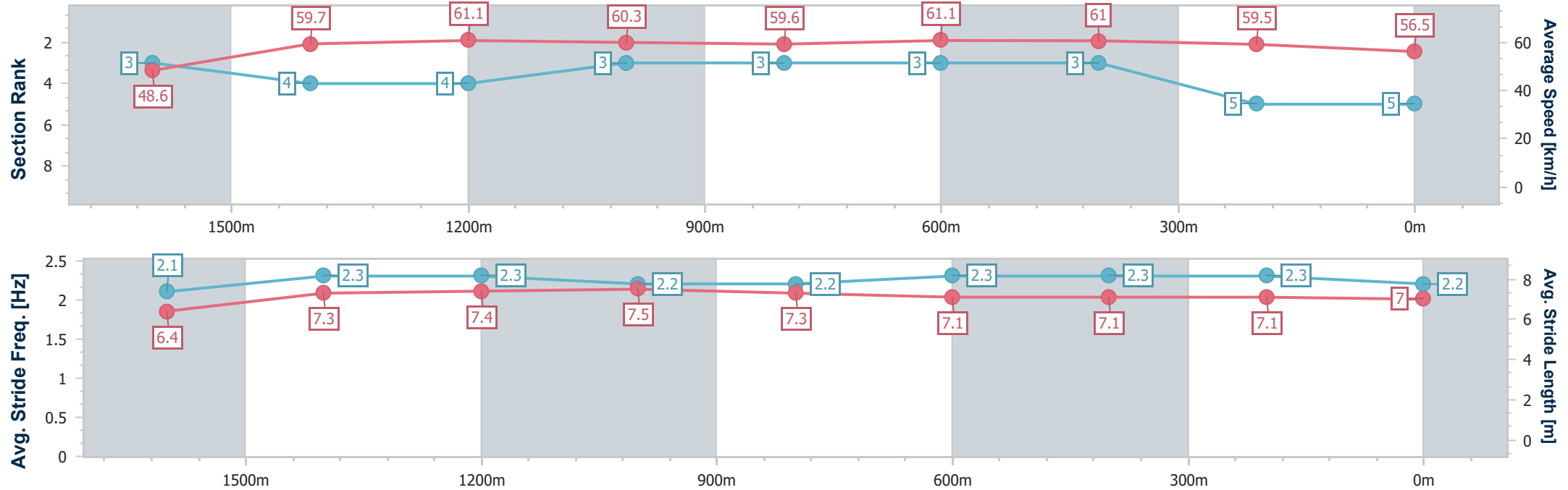


Aquis Park Gold CoastProfessional
Race 1: REVELSTONE STUD Maiden Handicap - 1800m



18 October 2025 - 13:05
Track Rating: Good 4, Weather: Fine, Rail Position: +7m 1000m-400m; +4m Remainder

Section	Overall	1600m	1400m	1200m	1000m	800m	600m	400m	200m				
Section Times	1:51.36 [5] (0:14.80)	1:36.56 [3] (0:12.12)	1:24.44 [4] (0:11.82)	1:12.62 [4] (0:11.97)	1:00.65 [3] (0:12.03)	0:48.62 [3] (0:11.82)	0:36.80 [3] (0:11.89)	0:24.91 [3] (0:12.17)	0:12.74 [5] (0:12.74)				
Average Speed [km/h]	48.6	59.7	61.1	60.3	59.6	61.1	61.0	59.5	56.5				
Top Speed [km/h]	61.1	60.5	62.1	61.6	60.5	62.2	62.6	60.2	58.3				
Avg. Dist. to Rail [m]	1.2	1.4	1.0	1.0	1.3	0.8	2.0	2.3	2.5				
Avg. Stride Freq. [Hz]	2.1	2.3	2.3	2.2	2.2	2.3	2.3	2.3	2.2				
Avg. Stride Length [m]	6.4	7.3	7.4	7.5	7.3	7.1	7.1	7.1	7.0				



[] Ranking at each section and finish
-.-.- No data available at this section
NA No data available



Horse/Jockey Name	Phylliss
Final Rank	6
Fastest Section Time (Section)	0:11.82 (800m)
Top Speed [km/h] (Section)	63.6 (600m)
Race State	Finished

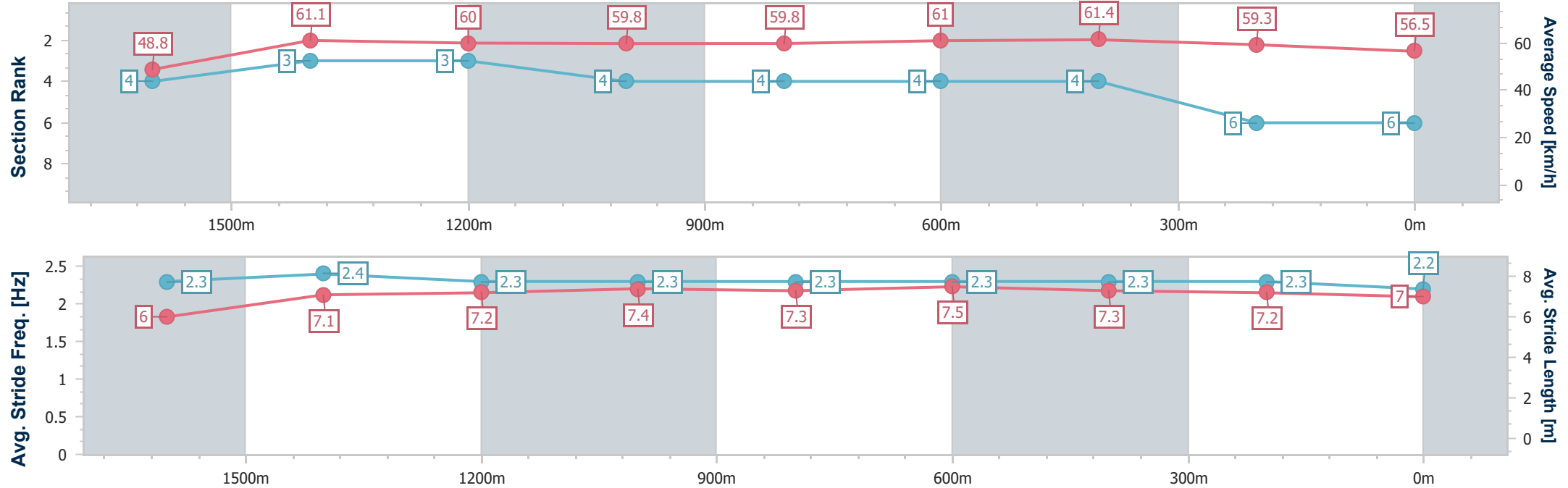


Aquis Park Gold CoastProfessional
Race 1: REVELSTONE STUD Maiden Handicap - 1800m



18 October 2025 - 13:05
Track Rating: Good 4, Weather: Fine, Rail Position: +7m 1000m-400m; +4m Remainder

Section	Overall	1600m	1400m	1200m	1000m	800m	600m	400m	200m				
Section Times	1:51.40 [6] (0:14.81)	1:36.59 [4] (0:11.95)	1:24.64 [3] (0:11.98)	1:12.66 [3] (0:12.02)	1:00.64 [4] (0:12.03)	0:48.61 [4] (0:11.82)	0:36.79 [4] (0:11.86)	0:24.93 [4] (0:12.17)	0:12.76 [6] (0:12.76)				
Average Speed [km/h]	48.8	61.1	60.0	59.8	59.8	61.0	61.4	59.3	56.5				
Top Speed [km/h]	61.3	62.7	61.4	60.9	61.4	62.9	63.6	60.7	58.1				
Avg. Dist. to Rail [m]	6.2	2.2	1.0	0.9	1.1	0.7	2.3	3.1	3.4				
Avg. Stride Freq. [Hz]	2.3	2.4	2.3	2.3	2.3	2.3	2.3	2.3	2.2				
Avg. Stride Length [m]	6.0	7.1	7.2	7.4	7.3	7.5	7.3	7.2	7.0				



- [] Ranking at each section and finish
- .-.-.- No data available at this section
- NA No data available



Horse/Jockey Name	Kiroro Peak
Final Rank	7
Fastest Section Time (Section)	0:11.84 (1400m)
Top Speed [km/h] (Section)	63.1 (1000m)
Race State	Finished

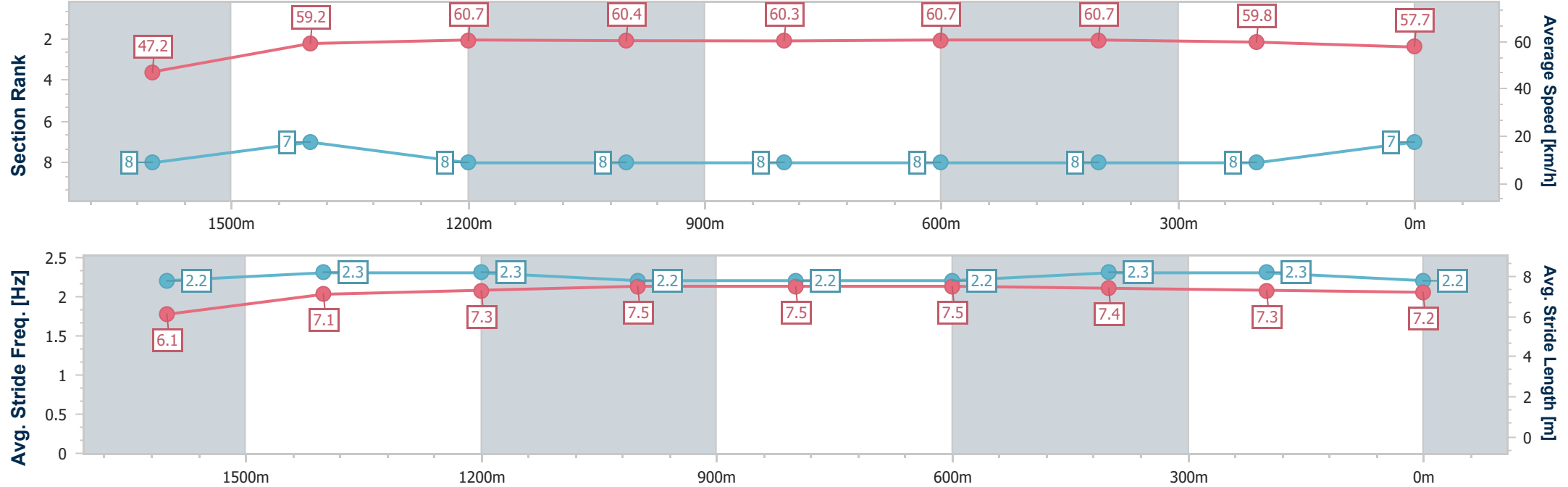


Aquis Park Gold CoastProfessional
Race 1: REVELSTONE STUD Maiden Handicap - 1800m



18 October 2025 - 13:05
Track Rating: Good 4, Weather: Fine, Rail Position: +7m 1000m-400m; +4m Remainder

Section	Overall	1600m	1400m	1200m	1000m	800m	600m	400m	200m				
Section Times	1:51.55 [7] (0:15.27)	1:36.28 [8] (0:12.23)	1:24.05 [7] (0:11.84)	1:12.21 [8] (0:11.94)	1:00.27 [8] (0:11.93)	0:48.34 [8] (0:11.90)	0:36.44 [8] (0:11.90)	0:24.54 [8] (0:12.09)	0:12.45 [8] (0:12.45)				
Average Speed [km/h]	47.2	59.2	60.7	60.4	60.3	60.7	60.7	59.8	57.7				
Top Speed [km/h]	59.6	60.7	62.7	61.9	63.1	61.9	62.6	60.4	59.5				
Avg. Dist. to Rail [m]	3.1	1.0	0.7	1.0	1.4	1.0	1.3	0.9	0.3				
Avg. Stride Freq. [Hz]	2.2	2.3	2.3	2.2	2.2	2.2	2.3	2.3	2.2				
Avg. Stride Length [m]	6.1	7.1	7.3	7.5	7.5	7.5	7.4	7.3	7.2				



[] Ranking at each section and finish
- - - - - No data available at this section
NA No data available



Horse/Jockey Name	Savea
Final Rank	8
Fastest Section Time (Section)	0:11.77 (1400m)
Top Speed [km/h] (Section)	63.2 (1000m)
Race State	Finished

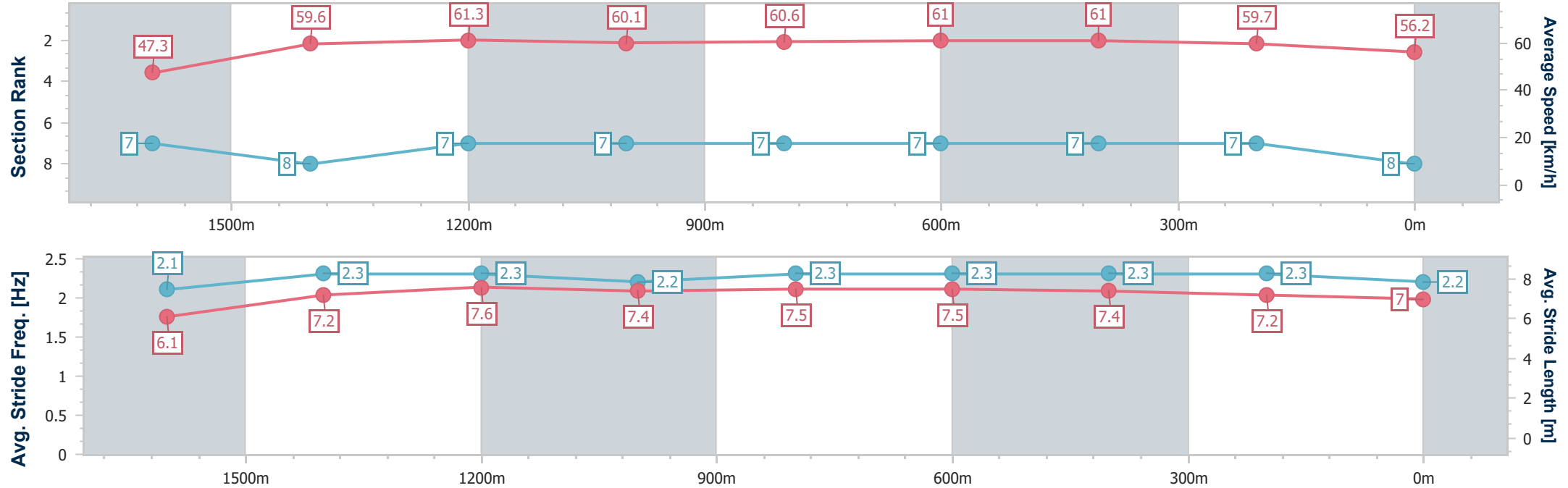


Aquis Park Gold CoastProfessional
Race 1: REVELSTONE STUD Maiden Handicap - 1800m



18 October 2025 - 13:05
Track Rating: Good 4, Weather: Fine, Rail Position: +7m 1000m-400m; +4m Remainder

Section	Overall	1600m	1400m	1200m	1000m	800m	600m	400m	200m				
Section Times	1:51.86 [8] (0:15.24)	1:36.62 [7] (0:12.29)	1:24.33 [8] (0:11.77)	1:12.56 [7] (0:11.94)	1:00.62 [7] (0:11.92)	0:48.70 [7] (0:11.87)	0:36.83 [7] (0:11.94)	0:24.89 [7] (0:12.09)	0:12.80 [7] (0:12.80)				
Average Speed [km/h]	47.3	59.6	61.3	60.1	60.6	61.0	61.0	59.7	56.2				
Top Speed [km/h]	59.2	61.7	62.2	61.5	63.2	62.4	62.3	60.4	58.8				
Avg. Dist. to Rail [m]	5.5	2.5	2.0	1.2	1.6	1.9	2.2	2.3	3.3				
Avg. Stride Freq. [Hz]	2.1	2.3	2.3	2.2	2.3	2.3	2.3	2.3	2.2				
Avg. Stride Length [m]	6.1	7.2	7.6	7.4	7.5	7.5	7.4	7.2	7.0				





Aquis Park Gold Coast Professional
Race 2: RICHARD ATTWOOD 80TH QTIS Three-Year-Old & Four-Year-Old
BENCHMARK 65 Handicap - 1400m
18 October 2025 - 13:40



Track Rating: Good 4, Weather: Fine, Rail Position: +7m 1000m-400m; +4m Remainder

Section						Overall	1200m	1000m	800m	600m	400m	Last 600m	
Field Times						1:22.82 (0:13.74)	1:09.08 (0:10.61)	0:58.47 (0:11.58)	0:46.89 (0:11.85)	0:35.04 (0:11.64)	0:23.40 (0:11.51)	0:35.04	
Rank	TAB	Horse/Jockey	Barrier	Top Speed [km/h]	Fastest Section								Distance Travelled [m]
1	6	KEIKO SAY	7	70.2	0:10.44	1:22.82 [1]	1:08.91 [3]	0:58.47 [1]	0:46.89 [1]	0:35.04 [1]	0:23.40 [1]	0:35.04	
		Jasper Franklin		1200m	1200m	(0:13.91)	(0:10.44)	(0:11.58)	(0:11.85)	(0:11.64)	(0:11.51)		
2	8	EVERY HEART	3	68.2	0:10.76	1:23.12 [2]	1:09.33 [2]	0:58.57 [3]	0:46.85 [4]	0:34.98 [6]	0:23.44 [5]	0:34.98	-1
		Brandon Lerena		Overall	1200m	(0:13.79)	(0:10.76)	(0:11.72)	(0:11.87)	(0:11.54)	(0:11.55)		
3	7	WAKU WAKU	8	69.4	0:10.58	1:23.24 [3]	1:08.91 [8]	0:58.33 [7]	0:46.95 [6]	0:35.13 [5]	0:23.61 [4]	0:35.13	+10
		Dylan Turner		1200m	1200m	(0:14.33)	(0:10.58)	(0:11.38)	(0:11.82)	(0:11.52)	(0:11.56)		
4	1	PROMINENT LAD	6	67.4	0:10.79	1:23.29 [4]	1:09.55 [1]	0:58.76 [2]	0:47.21 [2]	0:35.38 [2]	0:23.80 [2]	0:35.38	+7
		Ron Stewart		1200m	1200m	(0:13.74)	(0:10.79)	(0:11.55)	(0:11.83)	(0:11.58)	(0:11.67)		
5	4	BLANTONS RUN	5	68.1	0:10.73	1:23.61 [5]	1:09.39 [7]	0:58.66 [8]	0:47.02 [8]	0:35.19 [8]	0:23.64 [7]	0:35.19	+5
		Danny Peisley		1200m	1200m	(0:14.22)	(0:10.73)	(0:11.64)	(0:11.83)	(0:11.55)	(0:11.46)		
6	9	MISHANI MOET	4	68.5	0:10.73	1:23.83 [6]	1:09.83 [6]	0:59.10 [4]	0:47.68 [3]	0:35.85 [3]	0:24.21 [3]	0:35.85	+5
		Olivia Kendal		Overall	1200m	(0:14.00)	(0:10.73)	(0:11.42)	(0:11.83)	(0:11.64)	(0:11.98)		
7	2	VACILLATION	2	68.1	0:10.81	1:23.89 [7]	1:09.96 [4]	0:59.15 [5]	0:47.60 [5]	0:35.79 [4]	0:24.17 [6]	0:35.79	+4
		Scott Sheargold		Overall	1200m	(0:13.93)	(0:10.81)	(0:11.55)	(0:11.81)	(0:11.62)	(0:11.75)		
8	5	THAT'S INTERESTING	1	68.1	0:10.80	1:24.15 [8]	1:10.17 [5]	0:59.37 [6]	0:47.68 [7]	0:35.75 [7]	0:24.15 [8]	0:35.75	-1
		Les Tilley		1200m	1200m	(0:13.98)	(0:10.80)	(0:11.69)	(0:11.93)	(0:11.60)	(0:11.73)		

Scratched: Assent (#3)



Aquis Park Gold Coast Professional
Race 2: RICHARD ATTWOOD 80TH QTIS Three-Year-Old & Four-Year-Old
BENCHMARK 65 Handicap - 1400m
18 October 2025 - 13:40



Track Rating: Good 4, Weather: Fine, Rail Position: +7m 1000m-400m; +4m Remainder

Section						200m	Last 600m		
Field Times						0:11.89 (0:11.89)	0:35.04		
Rank	TAB	Horse/Jockey	Barrier	Top Speed [km/h]	Fastest Section	Margin		Distance Travelled [m]	
1	6	KEIKO SAY	7	70.2	0:10.44	0:11.89 [1]	1:22.82	0:35.04	
		Jasper Franklin		1200m	1200m	(0:11.89)			
2	8	EVERY HEART	3	68.2	0:10.76	0:11.89 [4]	1.8L	0:34.98 -1	
		Brandon Lerena		Overall	1200m	(0:11.89)			
3	7	WAKU WAKU	8	69.4	0:10.58	0:12.05 [3]	2.3L	0:35.13 +10	
		Dylan Turner		1200m	1200m	(0:12.05)			
4	1	PROMINENT LAD	6	67.4	0:10.79	0:12.13 [2]	2.5L	0:35.38 +7	
		Ron Stewart		1200m	1200m	(0:12.13)			
5	4	BLANTONS RUN	5	68.1	0:10.73	0:12.18 [5]	4.3L	0:35.19 +5	
		Danny Peisley		1200m	1200m	(0:12.18)			
6	9	MISHANI MOET	4	68.5	0:10.73	0:12.23 [7]	5.6L	0:35.85 +5	
		Olivia Kendal		Overall	1200m	(0:12.23)			
7	2	VACILLATION	2	68.1	0:10.81	0:12.42 [6]	5.9L	0:35.79 +4	
		Scott Sheargold		Overall	1200m	(0:12.42)			
8	5	THAT'S INTERESTING	1	68.1	0:10.80	0:12.42 [8]	7.4L	0:35.75 -1	
		Les Tilley		1200m	1200m	(0:12.42)			

Scratched: Assent (#3)

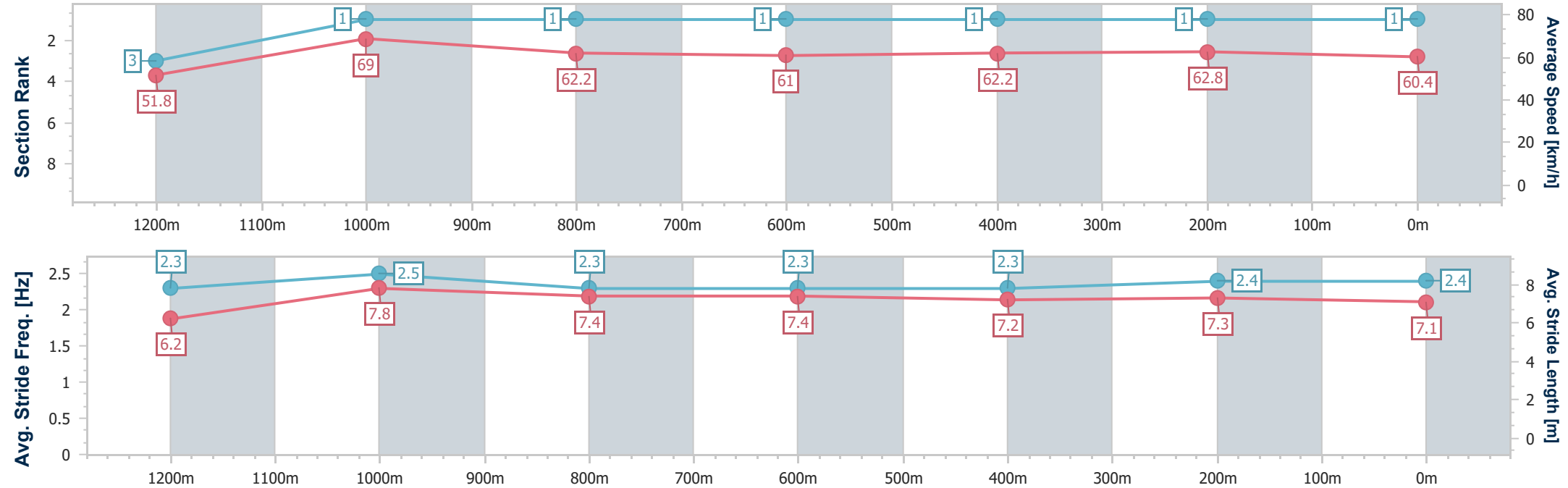


Horse/Jockey Name	Keiko Say
Final Rank	1
Fastest Section Time (Section)	0:10.44 (1200m)
Top Speed [km/h] (Section)	70.2 (1200m)
Race State	Finished



Aquis Park Gold CoastProfessional
Race 2: RICHARD ATTWOOD 80TH QTIS Three-Year-Old & Four Year-Old BENCHMARK 65 Handicap - 1400m
18 October 2025 - 13:40
Track Rating: Good 4, Weather: Fine, Rail Position: +7m 1000m-400m; +4m Remainder

Section	Overall	1200m	1000m	800m	600m	400m	200m							
Section Times	1:22.82 [1] (0:13.91)	1:08.91 [3] (0:10.44)	0:58.47 [1] (0:11.58)	0:46.89 [1] (0:11.85)	0:35.04 [1] (0:11.64)	0:23.40 [1] (0:11.51)	0:11.89 [1] (0:11.89)							
Average Speed [km/h]	51.8	69.0	62.2	61.0	62.2	62.8	60.4							
Top Speed [km/h]	69.4	70.2	65.1	61.7	62.9	63.3	62.1							
Avg. Dist. to Rail [m]	10.1	2.5	1.5	1.2	1.5	0.6	0.2							
Avg. Stride Freq. [Hz]	2.3	2.5	2.3	2.3	2.3	2.4	2.4							
Avg. Stride Length [m]	6.2	7.8	7.4	7.4	7.2	7.3	7.1							



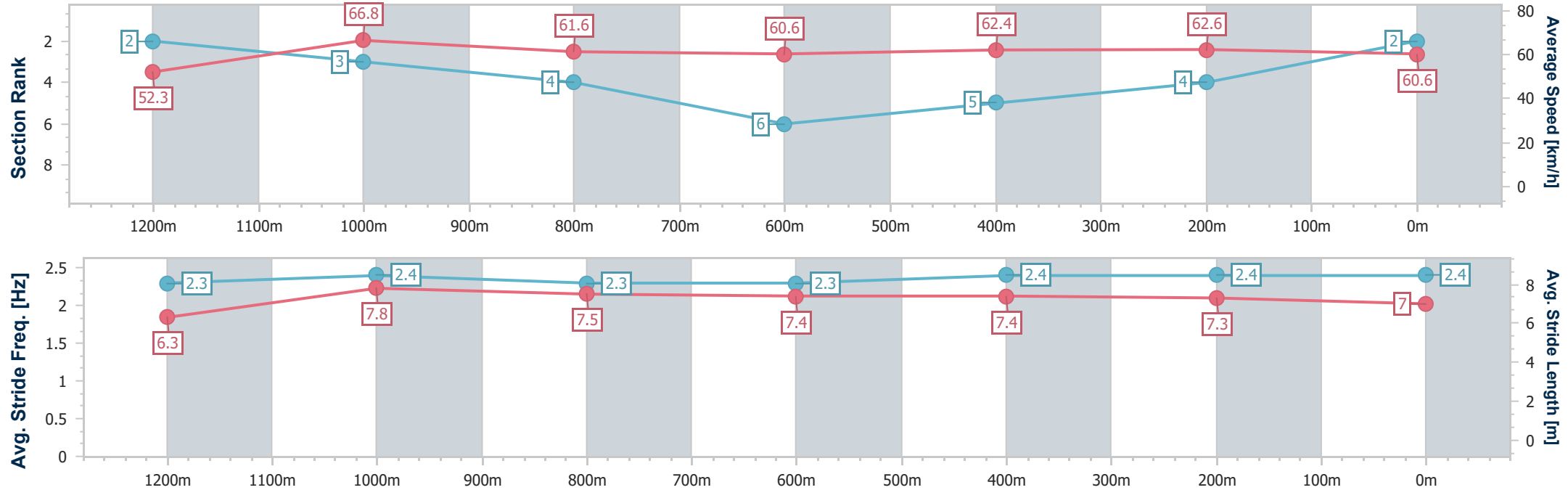


Horse/Jockey Name	Every Heart
Final Rank	2
Fastest Section Time (Section)	0:10.76 (1200m)
Top Speed [km/h] (Section)	68.2 (Overall)
Race State	Finished



Aquis Park Gold CoastProfessional
Race 2: RICHARD ATTWOOD 80TH QTIS Three-Year-Old & Four-Year-Old BENCHMARK 65 Handicap - 1400m
18 October 2025 - 13:40
Track Rating: Good 4, Weather: Fine, Rail Position: +7m 1000m-400m; +4m Remainder

Section	Overall	1200m	1000m	800m	600m	400m	200m							
Section Times	1:23.12 [2] (0:13.79)	1:09.33 [2] (0:10.76)	0:58.57 [3] (0:11.72)	0:46.85 [4] (0:11.87)	0:34.98 [6] (0:11.54)	0:23.44 [5] (0:11.55)	0:11.89 [4] (0:11.89)							
Average Speed [km/h]	52.3	66.8	61.6	60.6	62.4	62.6	60.6							
Top Speed [km/h]	68.2	68.2	63.8	61.8	63.5	63.2	62.9							
Avg. Dist. to Rail [m]	6.9	1.1	1.7	0.7	1.0	1.7	2.0							
Avg. Stride Freq. [Hz]	2.3	2.4	2.3	2.3	2.4	2.4	2.4							
Avg. Stride Length [m]	6.3	7.8	7.5	7.4	7.4	7.3	7.0							



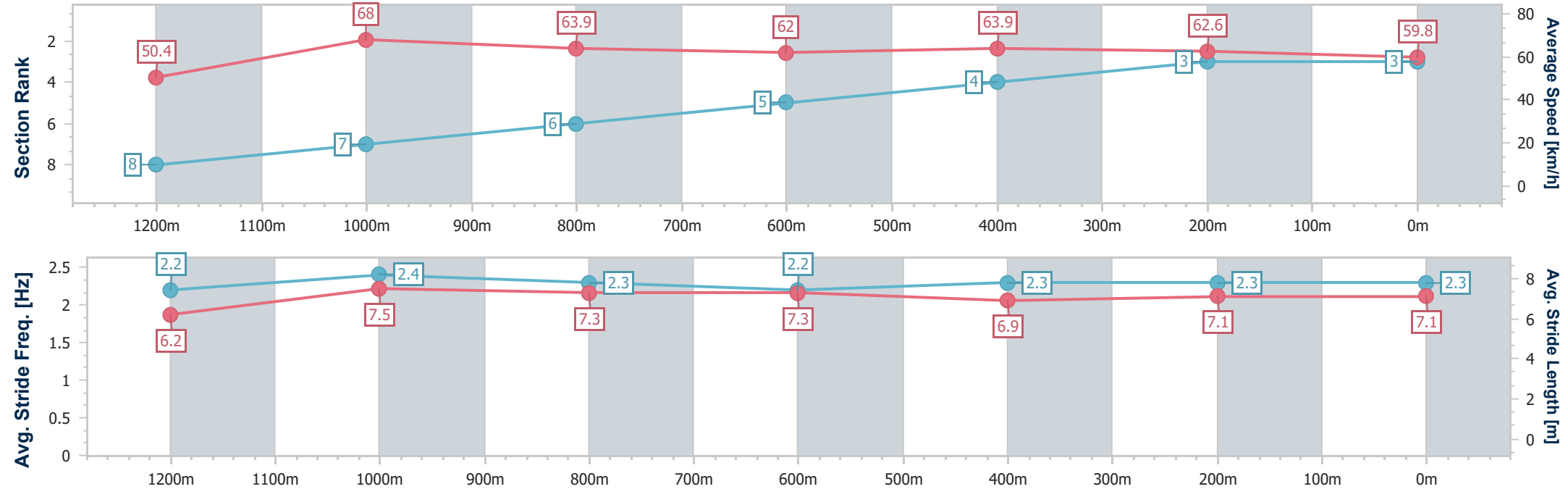


Horse/Jockey Name	Waku Waku
Final Rank	3
Fastest Section Time (Section)	0:10.58 (1200m)
Top Speed [km/h] (Section)	69.4 (1200m)
Race State	Finished



Aquis Park Gold CoastProfessional
Race 2: RICHARD ATTWOOD 80TH QTIS Three-Year-Old & Four
-Year-Old BENCHMARK 65 Handicap - 1400m
18 October 2025 - 13:40
Track Rating: Good 4, Weather: Fine, Rail Position: +7m 1000m-
400m; +4m Remainder

Section	Overall	1200m	1000m	800m	600m	400m	200m						
Section Times	1:23.24 [3] (0:14.33)	1:08.91 [8] (0:10.58)	0:58.33 [7] (0:11.38)	0:46.95 [6] (0:11.82)	0:35.13 [5] (0:11.52)	0:23.61 [4] (0:11.56)	0:12.05 [3] (0:12.05)						
Average Speed [km/h]	50.4	68.0	63.9	62.0	63.9	62.6	59.8						
Top Speed [km/h]	68.2	69.4	65.3	63.5	64.6	63.4	61.9						
Avg. Dist. to Rail [m]	9.0	1.5	2.7	4.1	4.4	3.7	3.5						
Avg. Stride Freq. [Hz]	2.2	2.4	2.3	2.2	2.3	2.3	2.3						
Avg. Stride Length [m]	6.2	7.5	7.3	7.3	6.9	7.1	7.1						



[] Ranking at each section and finish
-.-.- No data available at this section
NA No data available

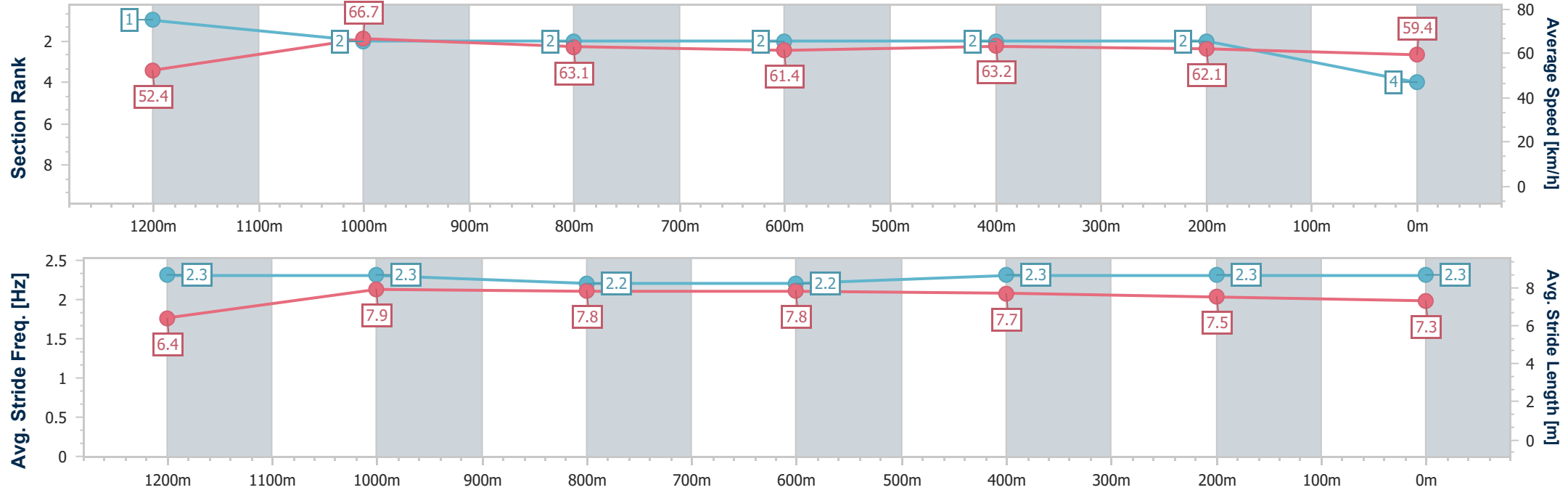


Horse/Jockey Name	Prominent Lad
Final Rank	4
Fastest Section Time (Section)	0:10.79 (1200m)
Top Speed [km/h] (Section)	67.4 (1200m)
Race State	Finished



Aquis Park Gold CoastProfessional
Race 2: RICHARD ATTWOOD 80TH QTIS Three-Year-Old & Four-Year-Old BENCHMARK 65 Handicap - 1400m
18 October 2025 - 13:40
Track Rating: Good 4, Weather: Fine, Rail Position: +7m 1000m-400m; +4m Remainder

Section	Overall	1200m	1000m	800m	600m	400m	200m						
Section Times	1:23.29 [4] (0:13.74)	1:09.55 [1] (0:10.79)	0:58.76 [2] (0:11.55)	0:47.21 [2] (0:11.83)	0:35.38 [2] (0:11.58)	0:23.80 [2] (0:11.67)	0:12.13 [2] (0:12.13)						
Average Speed [km/h]	52.4	66.7	63.1	61.4	63.2	62.1	59.4						
Top Speed [km/h]	66.9	67.4	66.0	62.7	64.1	62.9	60.9						
Avg. Dist. to Rail [m]	8.0	1.0	2.9	3.2	2.8	2.7	3.3						
Avg. Stride Freq. [Hz]	2.3	2.3	2.2	2.2	2.3	2.3	2.3						
Avg. Stride Length [m]	6.4	7.9	7.8	7.8	7.7	7.5	7.3						



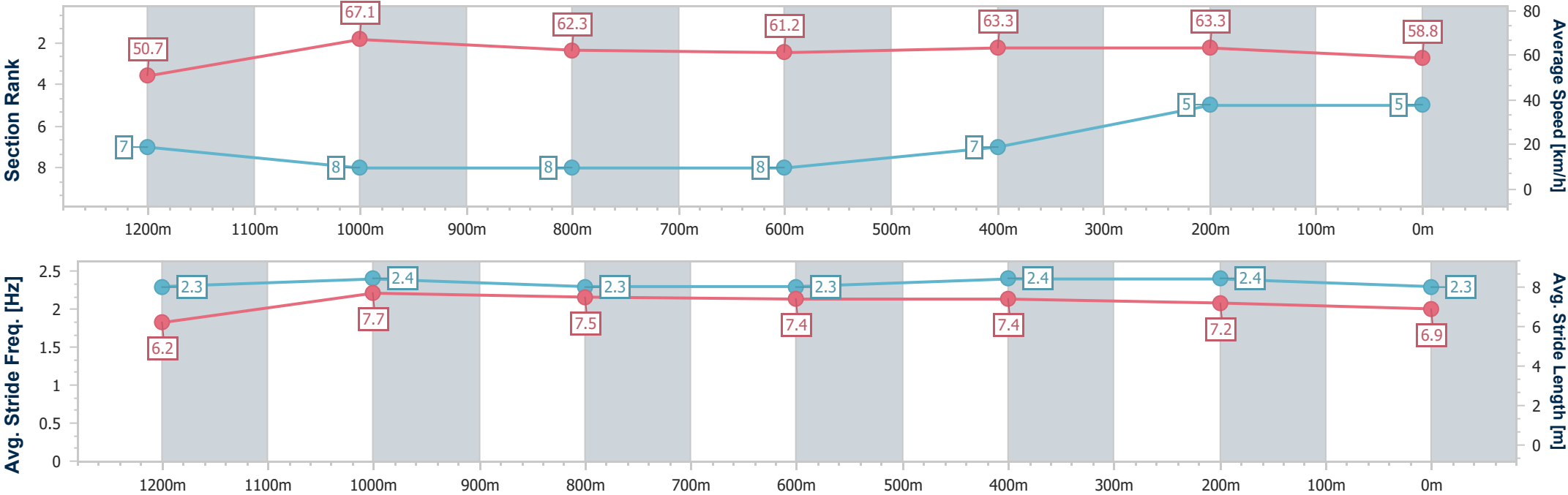


Horse/Jockey Name	Blantons Run
Final Rank	5
Fastest Section Time (Section)	0:10.73 (1200m)
Top Speed [km/h] (Section)	68.1 (1200m)
Race State	Finished



Aquis Park Gold CoastProfessional
Race 2: RICHARD ATTWOOD 80TH QTIS Three-Year-Old & Four-Year-Old BENCHMARK 65 Handicap - 1400m
18 October 2025 - 13:40
Track Rating: Good 4, Weather: Fine, Rail Position: +7m 1000m-400m; +4m Remainder

Section	Overall	1200m	1000m	800m	600m	400m	200m							
Section Times	1:23.61 [5] (0:14.22)	1:09.39 [7] (0:10.73)	0:58.66 [8] (0:11.64)	0:47.02 [8] (0:11.83)	0:35.19 [8] (0:11.55)	0:23.64 [7] (0:11.46)	0:12.18 [5] (0:12.18)							
Average Speed [km/h]	50.7	67.1	62.3	61.2	63.3	63.3	58.8							
Top Speed [km/h]	68.0	68.1	64.0	62.6	63.9	63.9	61.9							
Avg. Dist. to Rail [m]	6.3	1.3	2.2	2.2	2.7	3.9	4.3							
Avg. Stride Freq. [Hz]	2.3	2.4	2.3	2.3	2.4	2.4	2.3							
Avg. Stride Length [m]	6.2	7.7	7.5	7.4	7.4	7.2	6.9							



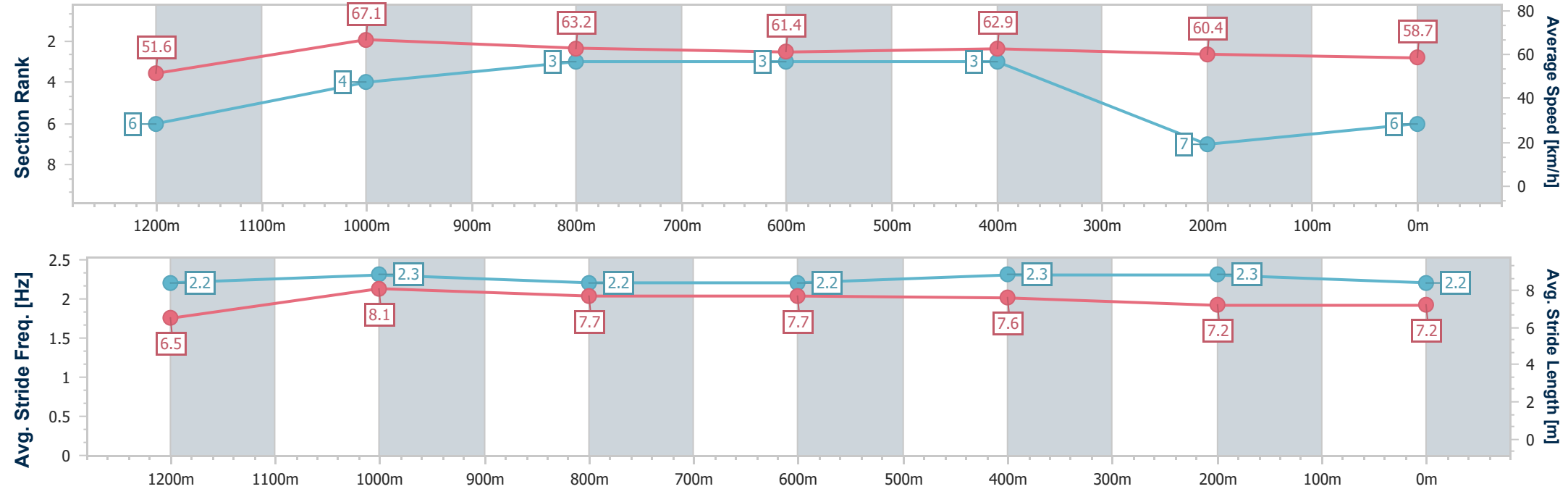


Horse/Jockey Name	Mishani Moet
Final Rank	6
Fastest Section Time (Section)	0:10.73 (1200m)
Top Speed [km/h] (Section)	68.5 (Overall)
Race State	Finished



Aquis Park Gold CoastProfessional
Race 2: RICHARD ATTWOOD 80TH QTIS Three-Year-Old & Four Year-Old BENCHMARK 65 Handicap - 1400m
18 October 2025 - 13:40
Track Rating: Good 4, Weather: Fine, Rail Position: +7m 1000m-400m; +4m Remainder

Section	Overall	1200m	1000m	800m	600m	400m	200m						
Section Times	1:23.83 [6] (0:14.00)	1:09.83 [6] (0:10.73)	0:59.10 [4] (0:11.42)	0:47.68 [3] (0:11.83)	0:35.85 [3] (0:11.64)	0:24.21 [3] (0:11.98)	0:12.23 [7] (0:12.23)						
Average Speed [km/h]	51.6	67.1	63.2	61.4	62.9	60.4	58.7						
Top Speed [km/h]	68.5	68.0	66.5	62.4	64.1	61.5	62.0						
Avg. Dist. to Rail [m]	6.1	1.0	1.9	2.5	3.0	2.8	2.1						
Avg. Stride Freq. [Hz]	2.2	2.3	2.2	2.2	2.3	2.3	2.2						
Avg. Stride Length [m]	6.5	8.1	7.7	7.7	7.6	7.2	7.2						



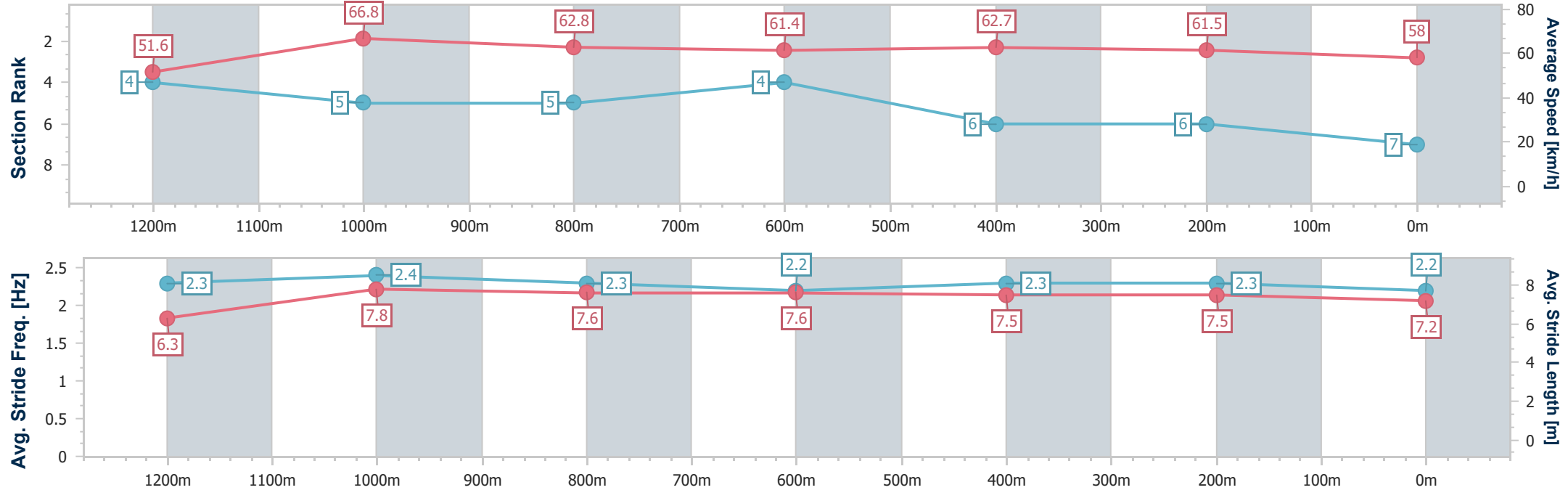


Horse/Jockey Name	Vacillation
Final Rank	7
Fastest Section Time (Section)	0:10.81 (1200m)
Top Speed [km/h] (Section)	68.1 (Overall)
Race State	Finished



Aquis Park Gold CoastProfessional
Race 2: RICHARD ATTWOOD 80TH QTIS Three-Year-Old & Four-Year-Old BENCHMARK 65 Handicap - 1400m
18 October 2025 - 13:40
Track Rating: Good 4, Weather: Fine, Rail Position: +7m 1000m-400m; +4m Remainder

Section	Overall	1200m	1000m	800m	600m	400m	200m						
Section Times	1:23.89 [7] (0:13.93)	1:09.96 [4] (0:10.81)	0:59.15 [5] (0:11.55)	0:47.60 [5] (0:11.81)	0:35.79 [4] (0:11.62)	0:24.17 [6] (0:11.75)	0:12.42 [6] (0:12.42)						
Average Speed [km/h]	51.6	66.8	62.8	61.4	62.7	61.5	58.0						
Top Speed [km/h]	68.1	67.7	65.0	63.3	63.5	62.7	59.3						
Avg. Dist. to Rail [m]	4.7	0.9	2.1	2.3	2.5	1.7	0.2						
Avg. Stride Freq. [Hz]	2.3	2.4	2.3	2.2	2.3	2.3	2.2						
Avg. Stride Length [m]	6.3	7.8	7.6	7.6	7.5	7.5	7.2						



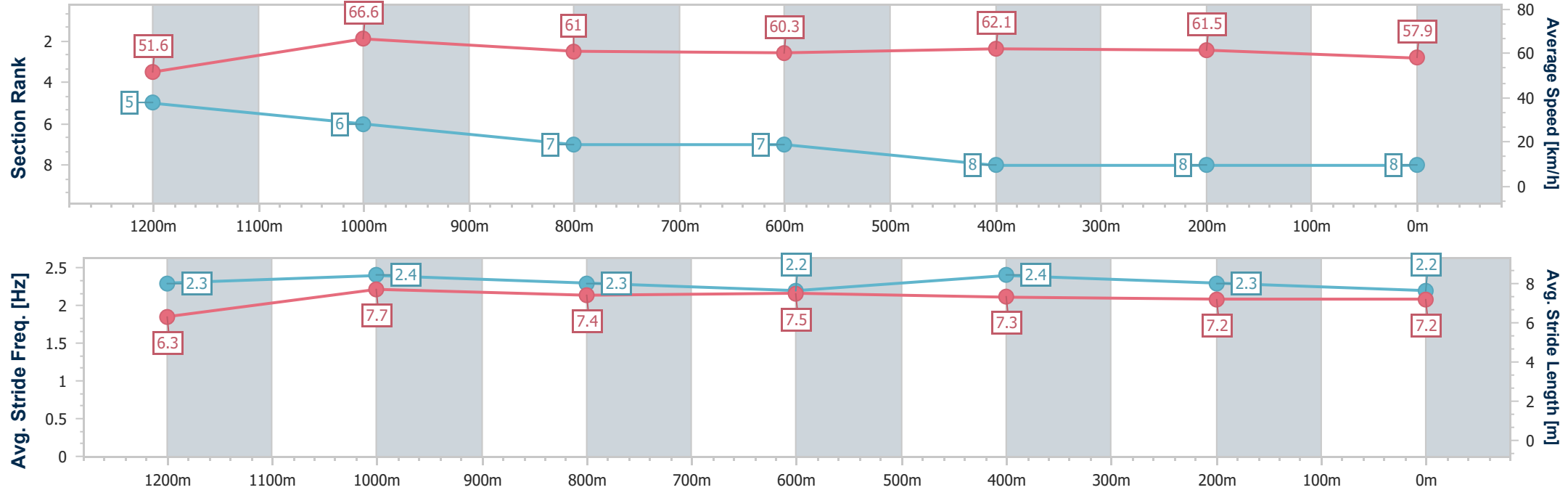


Horse/Jockey Name	That's Interesting
Final Rank	8
Fastest Section Time (Section)	0:10.80 (1200m)
Top Speed [km/h] (Section)	68.1 (1200m)
Race State	Finished



Aquis Park Gold CoastProfessional
Race 2: RICHARD ATTWOOD 80TH QTIS Three-Year-Old & Four-Year-Old BENCHMARK 65 Handicap - 1400m
18 October 2025 - 13:40
Track Rating: Good 4, Weather: Fine, Rail Position: +7m 1000m-400m; +4m Remainder

Section	Overall	1200m	1000m	800m	600m	400m	200m						
Section Times	1:24.15 [8] (0:13.98)	1:10.17 [5] (0:10.80)	0:59.37 [6] (0:11.69)	0:47.68 [7] (0:11.93)	0:35.75 [7] (0:11.60)	0:24.15 [8] (0:11.73)	0:12.42 [8] (0:12.42)						
Average Speed [km/h]	51.6	66.6	61.0	60.3	62.1	61.5	57.9						
Top Speed [km/h]	67.5	68.1	64.0	62.2	62.9	62.2	61.4						
Avg. Dist. to Rail [m]	3.4	1.1	1.3	0.6	1.0	0.4	1.1						
Avg. Stride Freq. [Hz]	2.3	2.4	2.3	2.2	2.4	2.3	2.2						
Avg. Stride Length [m]	6.3	7.7	7.4	7.5	7.3	7.2	7.2						



Aquis Park Gold Coast Professional

Race 3: BOB MARSHALL Maiden Handicap - 1100m

18 October 2025 - 14:15

Track Rating: Good 4, Weather: Fine, Rail Position: +7m 1000m-400m; +4m Remainder

Section						Overall	1000m	800m	600m	400m	200m	Last 600m				
Field Times						1:04.72 (0:08.15)	0:56.57 (0:10.40)	0:46.17 (0:10.54)	0:35.63 (0:11.33)	0:24.30 (0:11.90)	0:12.40 (0:12.40)	0:35.63				
Rank	TAB	Horse/Jockey	Barrier	Top Speed [km/h]	Fastest Section									Margin	Distance Travelled [m]	
1	10	TIDAL POINT	5	69.9	0:08.46	1:04.72 [1]	0:56.26 [5]	0:45.50 [5]	0:34.72 [5]	0:23.63 [5]	0:12.23 [2]	1:04.72	0:34.72			
		Bella Youngberry		1000m	Overall	(0:08.46)	(0:10.76)	(0:10.78)	(0:11.09)	(0:11.40)	(0:12.23)					
2	7	NINJASK	7	70.1	0:08.39	1:04.82 [2]	0:56.43 [4]	0:45.75 [4]	0:35.00 [4]	0:23.83 [4]	0:12.25 [3]	0.5L	0:35.00	+10		
		Jasper Franklin		1000m	Overall	(0:08.39)	(0:10.68)	(0:10.75)	(0:11.17)	(0:11.58)	(0:12.25)					
3	1	BETTA THAN PRESLEY	6	69.5	0:08.67	1:05.03 [3]	0:56.36 [7]	0:45.56 [8]	0:34.92 [7]	0:23.65 [6]	0:12.07 [6]	1.5L	0:34.92	+7		
		Ron Stewart		800m	Overall	(0:08.67)	(0:10.80)	(0:10.64)	(0:11.27)	(0:11.58)	(0:12.07)					
4	5	HELLARIOUS	3	71.3	0:08.28	1:05.07 [4]	0:56.79 [3]	0:46.24 [3]	0:35.53 [3]	0:24.11 [2]	0:12.42 [4]	1.7L	0:35.53	+11		
		Nozi Tomizawa		1000m	Overall	(0:08.28)	(0:10.55)	(0:10.71)	(0:11.42)	(0:11.69)	(0:12.42)					
5	2	BOOTS WITH THE FUR	2	68.6	0:08.71	1:05.10 [5]	0:56.39 [8]	0:45.63 [7]	0:34.87 [8]	0:23.64 [8]	0:12.17 [5]	1.9L	0:34.87	+3		
		Matthew Palmer		800m	Overall	(0:08.71)	(0:10.76)	(0:10.76)	(0:11.23)	(0:11.47)	(0:12.17)					
6	8	MEANIE	9	71.0	0:08.15	1:05.16 [6]	0:57.01 [1]	0:46.61 [1]	0:36.07 [1]	0:24.74 [1]	0:12.84 [1]	2.1L	0:36.07	+3		
		Courtney Bellamy		1000m	Overall	(0:08.15)	(0:10.40)	(0:10.54)	(0:11.33)	(0:11.90)	(0:12.84)					
7	9	BOOM FLYER	4	68.9	0:08.71	1:05.75 [7]	0:57.04 [9]	0:46.01 [9]	0:35.31 [9]	0:24.16 [9]	0:12.50 [9]	5.6L	0:35.31	+5		
		Brandon Lerena		800m	Overall	(0:08.71)	(0:11.03)	(0:10.70)	(0:11.15)	(0:11.66)	(0:12.50)					
8	3	LOPE BY NIGHT	8	70.3	0:08.54	1:05.89 [8]	0:57.35 [6]	0:46.62 [6]	0:35.79 [6]	0:24.48 [7]	0:12.69 [7]	6.4L	0:35.79	+9		
		Olivia Kendal		1000m	Overall	(0:08.54)	(0:10.73)	(0:10.83)	(0:11.31)	(0:11.79)	(0:12.69)					
9	4	EMSIES GIRL	1	70.0	0:08.27	1:06.24 [9]	0:57.97 [2]	0:47.45 [2]	0:36.80 [2]	0:25.28 [2]	0:13.03 [8]	8.4L	0:36.80	+9		
		Madeleine Wishart		1000m	Overall	(0:08.27)	(0:10.52)	(0:10.65)	(0:11.52)	(0:12.25)	(0:13.03)					

Scratched: The Hopestar (#6), Gold Stars (#11)



Horse/Jockey Name	Tidal Point
Final Rank	1
Fastest Section Time (Section)	0:08.46 (Overall)
Top Speed [km/h] (Section)	69.9 (1000m)
Race State	Finished

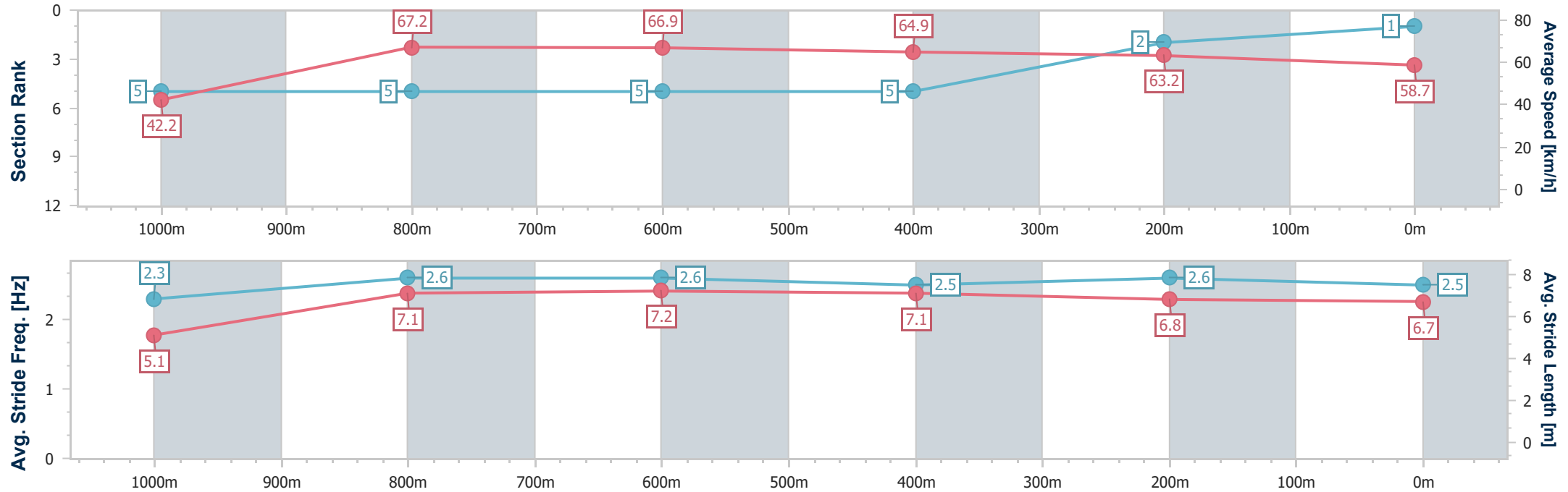


Aquis Park Gold CoastProfessional
Race 3: BOB MARSHALL Maiden Handicap - 1100m



18 October 2025 - 14:15
Track Rating: Good 4, Weather: Fine, Rail Position: +7m 1000m-400m; +4m Remainder

Section	Overall	1000m	800m	600m	400m	200m								
Section Times	1:04.72 [1] (0:08.46)	0:56.26 [5] (0:10.76)	0:45.50 [5] (0:10.78)	0:34.72 [5] (0:11.09)	0:23.63 [5] (0:11.40)	0:12.23 [2] (0:12.23)								
Average Speed [km/h]	42.2	67.2	66.9	64.9	63.2	58.7								
Top Speed [km/h]	62.6	69.9	68.7	67.6	64.2	61.4								
Avg. Dist. to Rail [m]	4.2	1.5	1.0	0.7	0.7	3.1								
Avg. Stride Freq. [Hz]	2.3	2.6	2.6	2.5	2.6	2.5								
Avg. Stride Length [m]	5.1	7.1	7.2	7.1	6.8	6.7								



- [] Ranking at each section and finish
- .-.- No data available at this section
- NA No data available



Horse/Jockey Name	Ninjask
Final Rank	2
Fastest Section Time (Section)	0:08.39 (Overall)
Top Speed [km/h] (Section)	70.1 (1000m)
Race State	Finished



Aquis Park Gold CoastProfessional

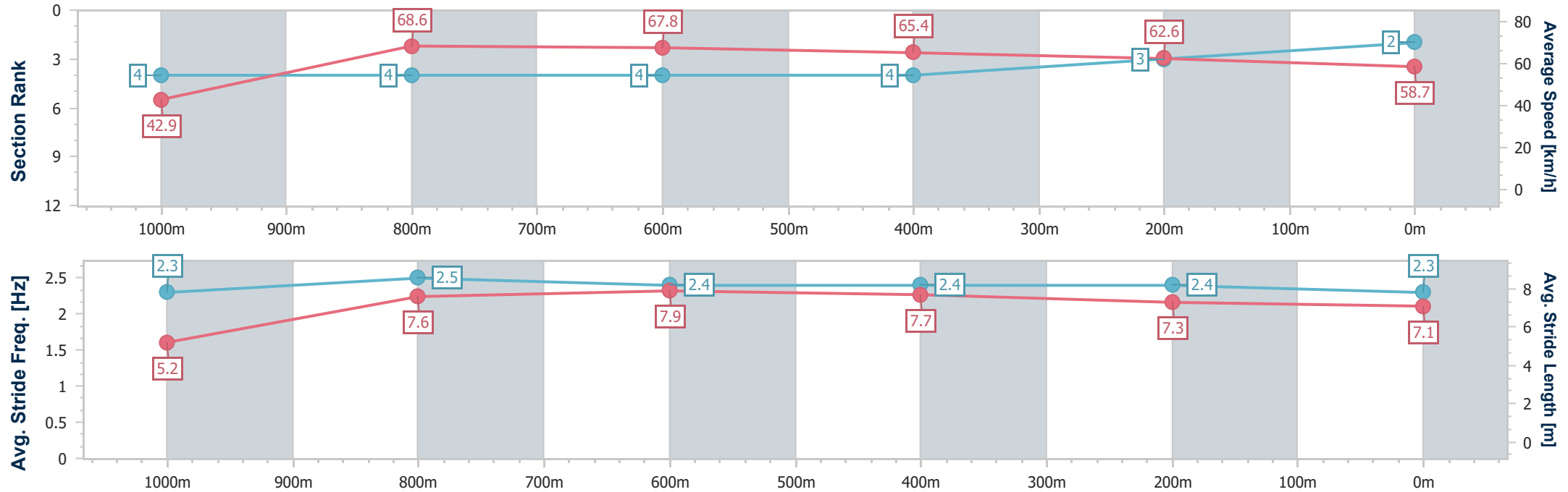
Race 3: BOB MARSHALL Maiden Handicap - 1100m



18 October 2025 - 14:15

Track Rating: Good 4, Weather: Fine, Rail Position: +7m 1000m-400m; +4m Remainder

Section	Overall	1000m	800m	600m	400m	200m								
Section Times	1:04.82 [2] (0:08.39)	0:56.43 [4] (0:10.68)	0:45.75 [4] (0:10.75)	0:35.00 [4] (0:11.17)	0:23.83 [4] (0:11.58)	0:12.25 [3] (0:12.25)								
Average Speed [km/h]	42.9	68.6	67.8	65.4	62.6	58.7								
Top Speed [km/h]	65.2	70.1	69.9	68.8	63.6	60.9								
Avg. Dist. to Rail [m]	6.8	3.3	3.5	3.0	4.4	5.7								
Avg. Stride Freq. [Hz]	2.3	2.5	2.4	2.4	2.4	2.3								
Avg. Stride Length [m]	5.2	7.6	7.9	7.7	7.3	7.1								



- [] Ranking at each section and finish
- .-.- No data available at this section
- NA No data available



Horse/Jockey Name	Betta Than Presley
Final Rank	3
Fastest Section Time (Section)	0:08.67 (Overall)
Top Speed [km/h] (Section)	69.5 (800m)
Race State	Finished



Aquis Park Gold CoastProfessional

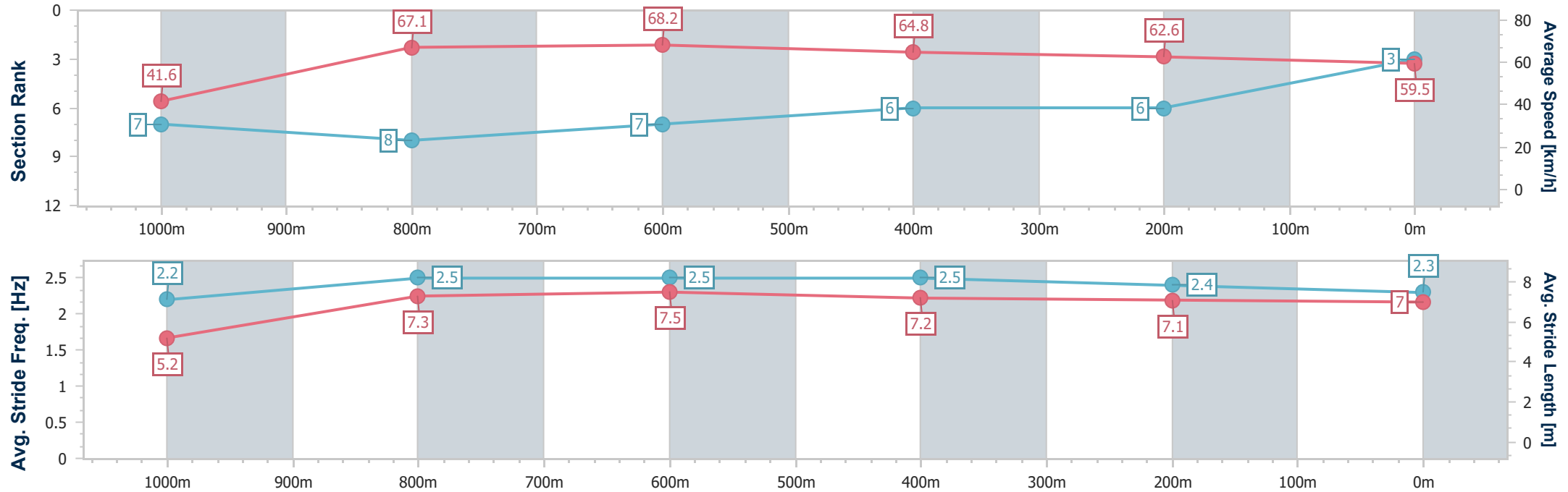
Race 3: BOB MARSHALL Maiden Handicap - 1100m



18 October 2025 - 14:15

Track Rating: Good 4, Weather: Fine, Rail Position: +7m 1000m-400m; +4m Remainder

Section	Overall	1000m	800m	600m	400m	200m								
Section Times	1:05.03 [3] (0:08.67)	0:56.36 [7] (0:10.80)	0:45.56 [8] (0:10.64)	0:34.92 [7] (0:11.27)	0:23.65 [6] (0:11.58)	0:12.07 [6] (0:12.07)								
Average Speed [km/h]	41.6	67.1	68.2	64.8	62.6	59.5								
Top Speed [km/h]	63.3	68.1	69.5	67.0	63.7	61.2								
Avg. Dist. to Rail [m]	4.8	1.8	1.8	3.0	5.0	6.1								
Avg. Stride Freq. [Hz]	2.2	2.5	2.5	2.5	2.4	2.3								
Avg. Stride Length [m]	5.2	7.3	7.5	7.2	7.1	7.0								



- [] Ranking at each section and finish
- .-.- No data available at this section
- NA No data available



Horse/Jockey Name	Hellarious
Final Rank	4
Fastest Section Time (Section)	0:08.28 (Overall)
Top Speed [km/h] (Section)	71.3 (1000m)
Race State	Finished



Aquis Park Gold CoastProfessional

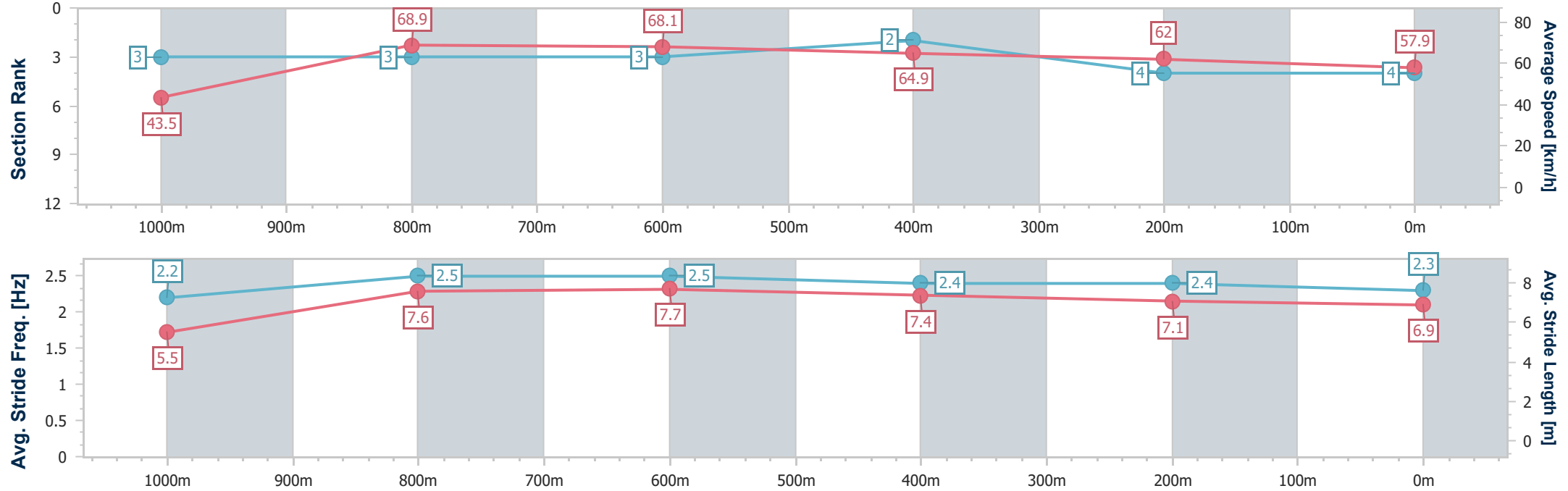
Race 3: BOB MARSHALL Maiden Handicap - 1100m



18 October 2025 - 14:15

Track Rating: Good 4, Weather: Fine, Rail Position: +7m 1000m-400m; +4m Remainder

Section	Overall	1000m	800m	600m	400m	200m								
Section Times	1:05.07 [4] (0:08.28)	0:56.79 [3] (0:10.55)	0:46.24 [3] (0:10.71)	0:35.53 [3] (0:11.42)	0:24.11 [2] (0:11.69)	0:12.42 [4] (0:12.42)								
Average Speed [km/h]	43.5	68.9	68.1	64.9	62.0	57.9								
Top Speed [km/h]	65.7	71.3	68.8	66.3	63.6	60.0								
Avg. Dist. to Rail [m]	2.9	2.5	3.8	5.1	3.6	3.4								
Avg. Stride Freq. [Hz]	2.2	2.5	2.5	2.4	2.4	2.3								
Avg. Stride Length [m]	5.5	7.6	7.7	7.4	7.1	6.9								





Horse/Jockey Name	Boots With The Fur
Final Rank	5
Fastest Section Time (Section)	0:08.71 (Overall)
Top Speed [km/h] (Section)	68.6 (800m)
Race State	Finished

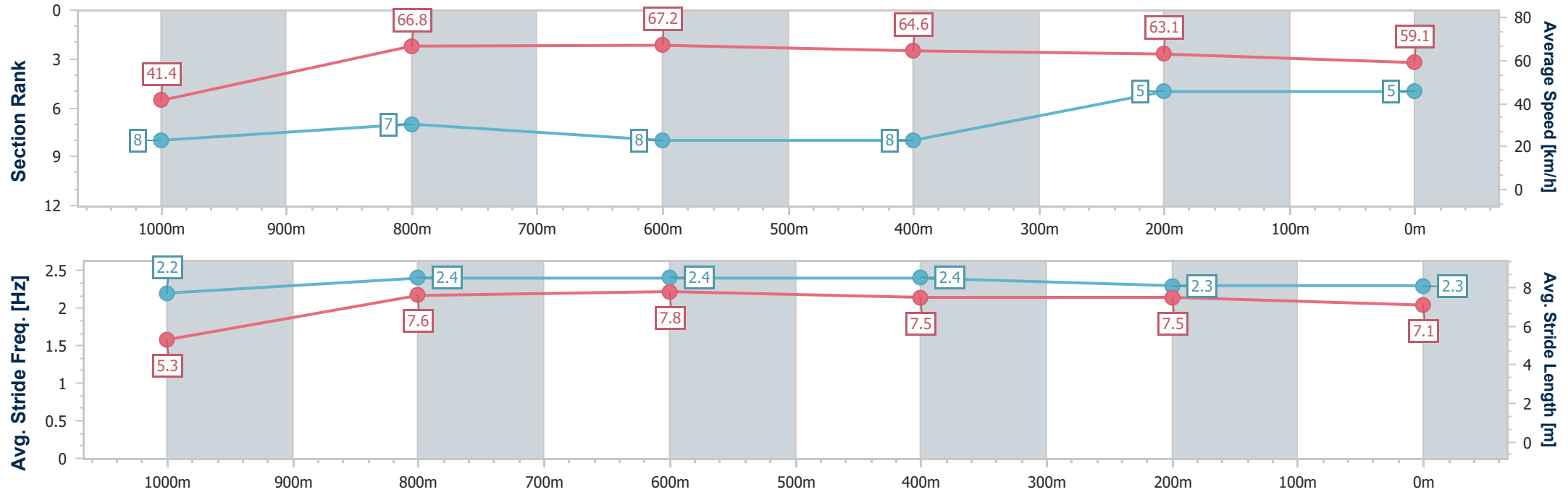


Aquis Park Gold CoastProfessional
Race 3: BOB MARSHALL Maiden Handicap - 1100m



18 October 2025 - 14:15
Track Rating: Good 4, Weather: Fine, Rail Position: +7m 1000m-400m; +4m Remainder

Section	Overall	1000m	800m	600m	400m	200m							
Section Times	1:05.10 [5] (0:08.71)	0:56.39 [8] (0:10.76)	0:45.63 [7] (0:10.76)	0:34.87 [8] (0:11.23)	0:23.64 [8] (0:11.47)	0:12.17 [5] (0:12.17)							
Average Speed [km/h]	41.4	66.8	67.2	64.6	63.1	59.1							
Top Speed [km/h]	64.8	68.5	68.6	66.7	63.8	61.8							
Avg. Dist. to Rail [m]	2.5	1.5	1.0	1.9	1.8	2.1							
Avg. Stride Freq. [Hz]	2.2	2.4	2.4	2.4	2.3	2.3							
Avg. Stride Length [m]	5.3	7.6	7.8	7.5	7.5	7.1							



- [] Ranking at each section and finish
- .-.- No data available at this section
- NA No data available



Horse/Jockey Name	Meanie
Final Rank	6
Fastest Section Time (Section)	0:08.15 (Overall)
Top Speed [km/h] (Section)	71.0 (1000m)
Race State	Finished

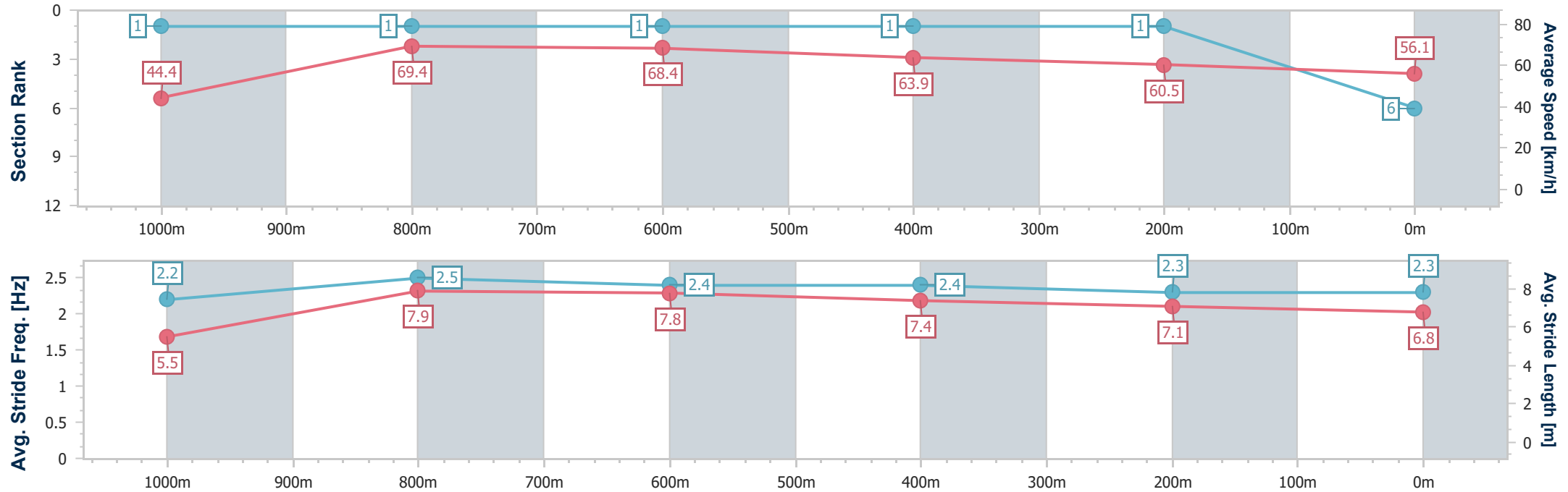


Aquis Park Gold CoastProfessional
Race 3: BOB MARSHALL Maiden Handicap - 1100m



18 October 2025 - 14:15
Track Rating: Good 4, Weather: Fine, Rail Position: +7m 1000m-400m; +4m Remainder

Section	Overall	1000m	800m	600m	400m	200m								
Section Times	1:05.16 [6] (0:08.15)	0:57.01 [1] (0:10.40)	0:46.61 [1] (0:10.54)	0:36.07 [1] (0:11.33)	0:24.74 [1] (0:11.90)	0:12.84 [1] (0:12.84)								
Average Speed [km/h]	44.4	69.4	68.4	63.9	60.5	56.1								
Top Speed [km/h]	68.5	71.0	70.1	66.6	64.6	57.6								
Avg. Dist. to Rail [m]	7.4	1.4	1.2	1.1	0.4	0.2								
Avg. Stride Freq. [Hz]	2.2	2.5	2.4	2.4	2.3	2.3								
Avg. Stride Length [m]	5.5	7.9	7.8	7.4	7.1	6.8								



[] Ranking at each section and finish
- - - - No data available at this section
NA No data available



Horse/Jockey Name	Boom Flyer
Final Rank	7
Fastest Section Time (Section)	0:08.71 (Overall)
Top Speed [km/h] (Section)	68.9 (800m)
Race State	Finished



Aquis Park Gold CoastProfessional

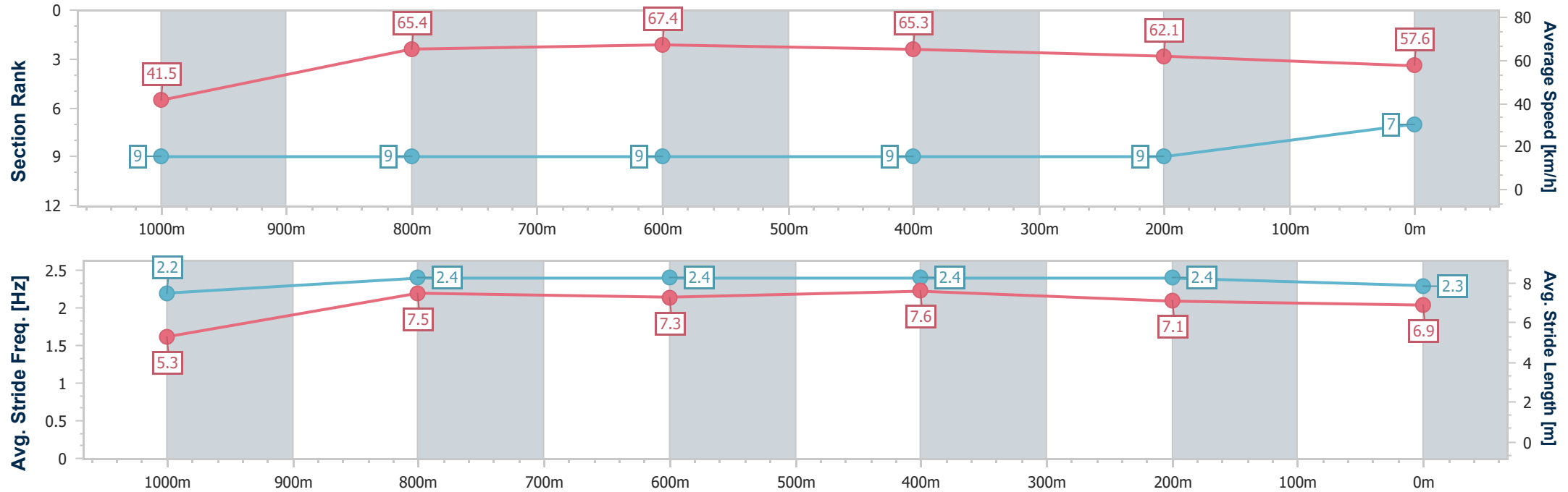
Race 3: BOB MARSHALL Maiden Handicap - 1100m

18 October 2025 - 14:15

Track Rating: Good 4, Weather: Fine, Rail Position: +7m 1000m-400m; +4m Remainder



Section	Overall	1000m	800m	600m	400m	200m							
Section Times	1:05.75 [7] (0:08.71)	0:57.04 [9] (0:11.03)	0:46.01 [9] (0:10.70)	0:35.31 [9] (0:11.15)	0:24.16 [9] (0:11.66)	0:12.50 [9] (0:12.50)							
Average Speed [km/h]	41.5	65.4	67.4	65.3	62.1	57.6							
Top Speed [km/h]	62.1	68.7	68.9	66.6	63.6	59.8							
Avg. Dist. to Rail [m]	3.3	1.2	0.6	2.1	5.6	6.8							
Avg. Stride Freq. [Hz]	2.2	2.4	2.4	2.4	2.4	2.3							
Avg. Stride Length [m]	5.3	7.5	7.3	7.6	7.1	6.9							





Horse/Jockey Name	Lope By Night
Final Rank	8
Fastest Section Time (Section)	0:08.54 (Overall)
Top Speed [km/h] (Section)	70.3 (1000m)
Race State	Finished



Aquis Park Gold CoastProfessional

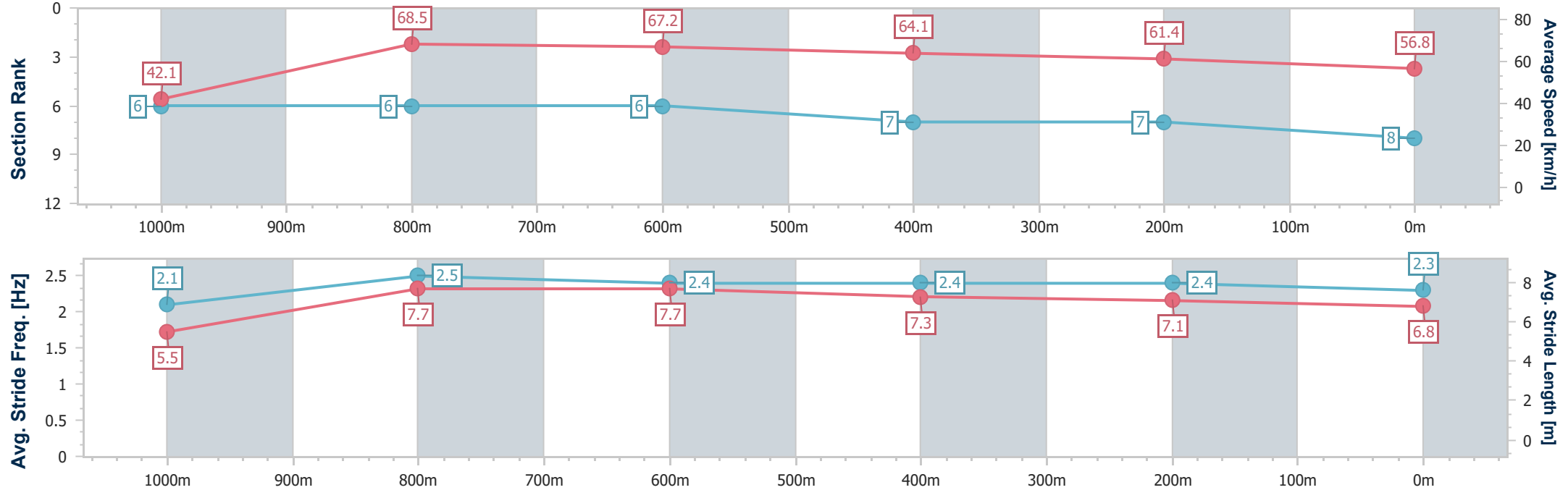
Race 3: BOB MARSHALL Maiden Handicap - 1100m



18 October 2025 - 14:15

Track Rating: Good 4, Weather: Fine, Rail Position: +7m 1000m-400m; +4m Remainder

Section	Overall	1000m	800m	600m	400m	200m							
Section Times	1:05.89 [8] (0:08.54)	0:57.35 [6] (0:10.73)	0:46.62 [6] (0:10.83)	0:35.79 [6] (0:11.31)	0:24.48 [7] (0:11.79)	0:12.69 [7] (0:12.69)							
Average Speed [km/h]	42.1	68.5	67.2	64.1	61.4	56.8							
Top Speed [km/h]	64.9	70.3	70.0	66.8	62.9	59.6							
Avg. Dist. to Rail [m]	8.8	4.1	2.5	1.5	4.1	5.5							
Avg. Stride Freq. [Hz]	2.1	2.5	2.4	2.4	2.4	2.3							
Avg. Stride Length [m]	5.5	7.7	7.7	7.3	7.1	6.8							



- [] Ranking at each section and finish
- .-.- No data available at this section
- NA No data available



Horse/Jockey Name	Emsies Girl
Final Rank	9
Fastest Section Time (Section)	0:08.27 (Overall)
Top Speed [km/h] (Section)	70.0 (1000m)
Race State	Finished



Aquis Park Gold CoastProfessional

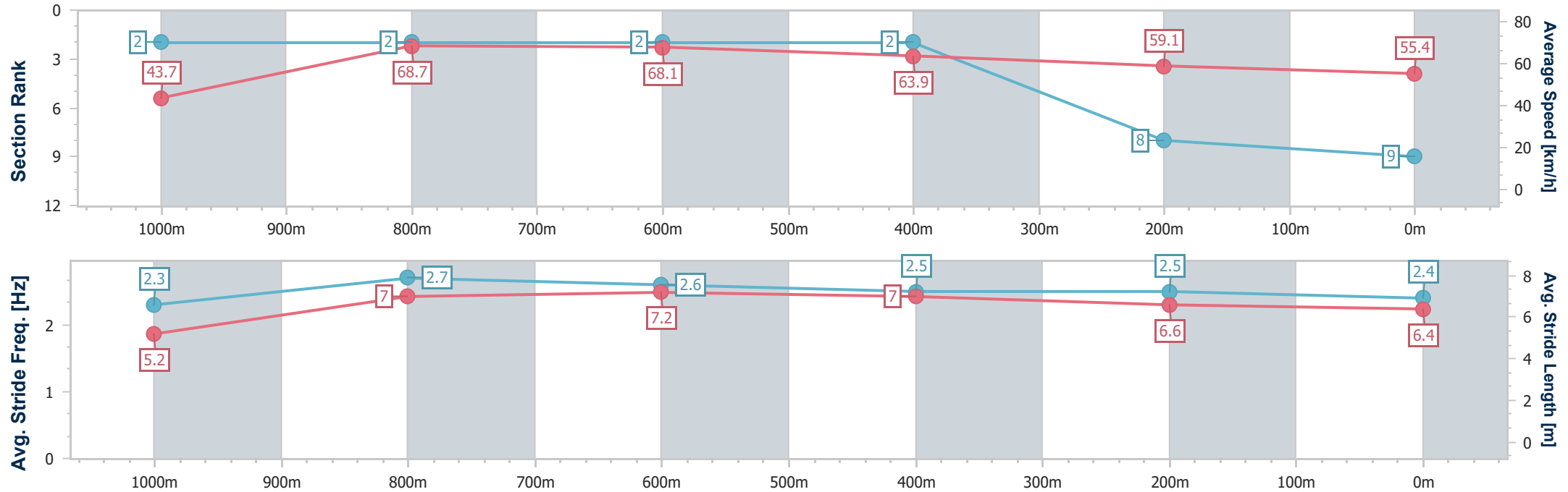
Race 3: BOB MARSHALL Maiden Handicap - 1100m



18 October 2025 - 14:15

Track Rating: Good 4, Weather: Fine, Rail Position: +7m 1000m-400m; +4m Remainder

Section	Overall	1000m	800m	600m	400m	200m								
Section Times	1:06.24 [9] (0:08.27)	0:57.97 [2] (0:10.52)	0:47.45 [2] (0:10.65)	0:36.80 [2] (0:11.52)	0:25.28 [2] (0:12.25)	0:13.03 [8] (0:13.03)								
Average Speed [km/h]	43.7	68.7	68.1	63.9	59.1	55.4								
Top Speed [km/h]	65.7	70.0	69.7	66.5	61.3	56.7								
Avg. Dist. to Rail [m]	1.5	1.5	2.9	4.2	4.2	4.4								
Avg. Stride Freq. [Hz]	2.3	2.7	2.6	2.5	2.5	2.4								
Avg. Stride Length [m]	5.2	7.0	7.2	7.0	6.6	6.4								





Aquis Park Gold Coast Professional
Race 4: ENRICHING LIVES FOUNDATION BENCHMARK 70 Handicap - 1400m

18 October 2025 - 14:55



Track Rating: Good 4, Weather: Fine, Rail Position: +7m 1000m-400m; +4m Remainder

Section		Overall				1200m	1000m	800m	600m	400m	Last 600m	
Field Times		1:25.05				1:10.23	0:58.22	0:46.15	0:34.13	0:22.47	0:34.13	
		(0:14.82)				(0:12.01)	(0:12.07)	(0:12.02)	(0:11.66)	(0:11.17)		
Rank	TAB	Horse/Jockey	Barrier	Top Speed [km/h]	Fastest Section							Distance Travelled [m]
1	7	PASIMA	3	68.7	0:11.17	1:25.05 [1]	1:10.04 [2]	0:58.07 [2]	0:46.03 [2]	0:34.00 [2]	0:22.47 [1]	0:34.00
		Ron Stewart		600m	400m	(0:15.01)	(0:11.97)	(0:12.04)	(0:12.03)	(0:11.53)	(0:11.17)	
2	4	LIBERTY STEPS	2	67.2	0:10.93	1:25.06 [2]	1:09.79 [3]	0:57.81 [4]	0:45.87 [3]	0:33.78 [4]	0:22.14 [3]	0:33.78
		Jasper Franklin		400m	400m	(0:15.27)	(0:11.98)	(0:11.94)	(0:12.09)	(0:11.64)	(0:10.93)	-7
3	1	HULKAMANIA	4	65.6	0:11.19	1:25.42 [3]	1:10.60 [1]	0:58.59 [1]	0:46.52 [1]	0:34.50 [1]	0:22.78 [2]	0:34.50
		Bella Youngberry		400m	400m	(0:14.82)	(0:12.01)	(0:12.07)	(0:12.02)	(0:11.72)	(0:11.19)	-2
4	8	AROUND THE BUOY	1	65.4	0:11.15	1:25.52 [4]	1:10.22 [4]	0:58.35 [3]	0:46.28 [4]	0:34.25 [3]	0:22.46 [4]	0:34.25
		Courtney Bellamy		200m	200m	(0:15.30)	(0:11.87)	(0:12.07)	(0:12.03)	(0:11.79)	(0:11.31)	+1

Scratched: Light Of Boom (#5), Midnight Drifter (#6), Yoshino (#3), Fake Magic (#2), Love Rat (#9)



Aquis Park Gold Coast Professional
Race 4: ENRICHING LIVES FOUNDATION BENCHMARK 70 Handicap - 1400m

18 October 2025 - 14:55



Track Rating: Good 4, Weather: Fine, Rail Position: +7m 1000m-400m; +4m Remainder

Section		200m					Last 600m		
Field Times		0:11.30 (0:11.30)					0:34.13		
Rank	TAB	Horse/Jockey	Barrier	Top Speed [km/h]	Fastest Section	Margin		Distance Travelled [m]	
1	7	PASIMA	3	68.7	0:11.17	0:11.30 [1]	1:25.05	0:34.00	
		Ron Stewart		600m	400m	(0:11.30)			
2	4	LIBERTY STEPS	2	67.2	0:10.93	0:11.21 [3]	0.1L	0:33.78	-7
		Jasper Franklin		400m	400m	(0:11.21)			
3	1	HULKAMANIA	4	65.6	0:11.19	0:11.59 [2]	2.1L	0:34.50	-2
		Bella Youngberry		400m	400m	(0:11.59)			
4	8	AROUND THE BUOY	1	65.4	0:11.15	0:11.15 [4]	2.6L	0:34.25	+1
		Courtney Bellamy		200m	200m	(0:11.15)			

Scratched: Light Of Boom (#5), Midnight Drifter (#6), Yoshino (#3), Fake Magic (#2), Love Rat (#9)



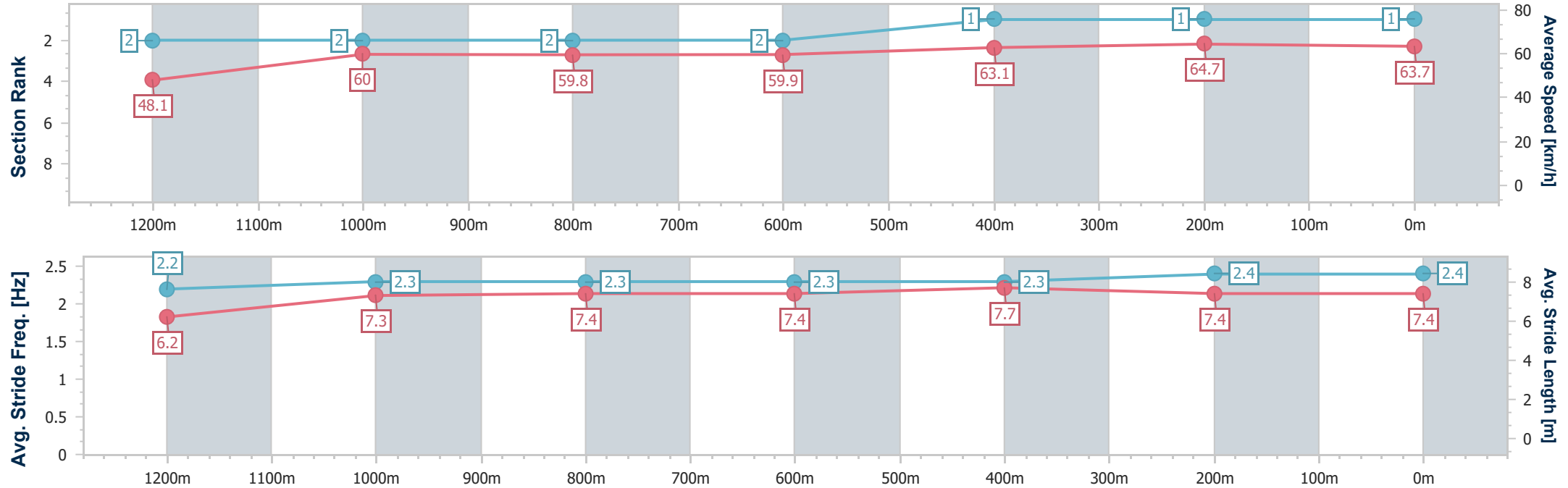
Horse/Jockey Name	Pasima
Final Rank	1
Fastest Section Time (Section)	0:11.17 (400m)
Top Speed [km/h] (Section)	68.7 (600m)
Race State	Finished



Aquis Park Gold CoastProfessional
Race 4: ENRICHING LIVES FOUNDATION BENCHMARK 70
Handicap - 1400m
18 October 2025 - 14:55
Track Rating: Good 4, Weather: Fine, Rail Position: +7m 1000m-400m; +4m Remainder



Section	Overall	1200m	1000m	800m	600m	400m	200m							
Section Times	1:25.05 [1] (0:15.01)	1:10.04 [2] (0:11.97)	0:58.07 [2] (0:12.04)	0:46.03 [2] (0:12.03)	0:34.00 [2] (0:11.53)	0:22.47 [1] (0:11.17)	0:11.30 [1] (0:11.30)							
Average Speed [km/h]	48.1	60.0	59.8	59.9	63.1	64.7	63.7							
Top Speed [km/h]	62.1	62.4	61.0	60.8	68.7	66.5	65.4							
Avg. Dist. to Rail [m]	5.0	1.1	1.4	1.2	2.1	2.4	5.8							
Avg. Stride Freq. [Hz]	2.2	2.3	2.3	2.3	2.3	2.4	2.4							
Avg. Stride Length [m]	6.2	7.3	7.4	7.4	7.7	7.4	7.4							





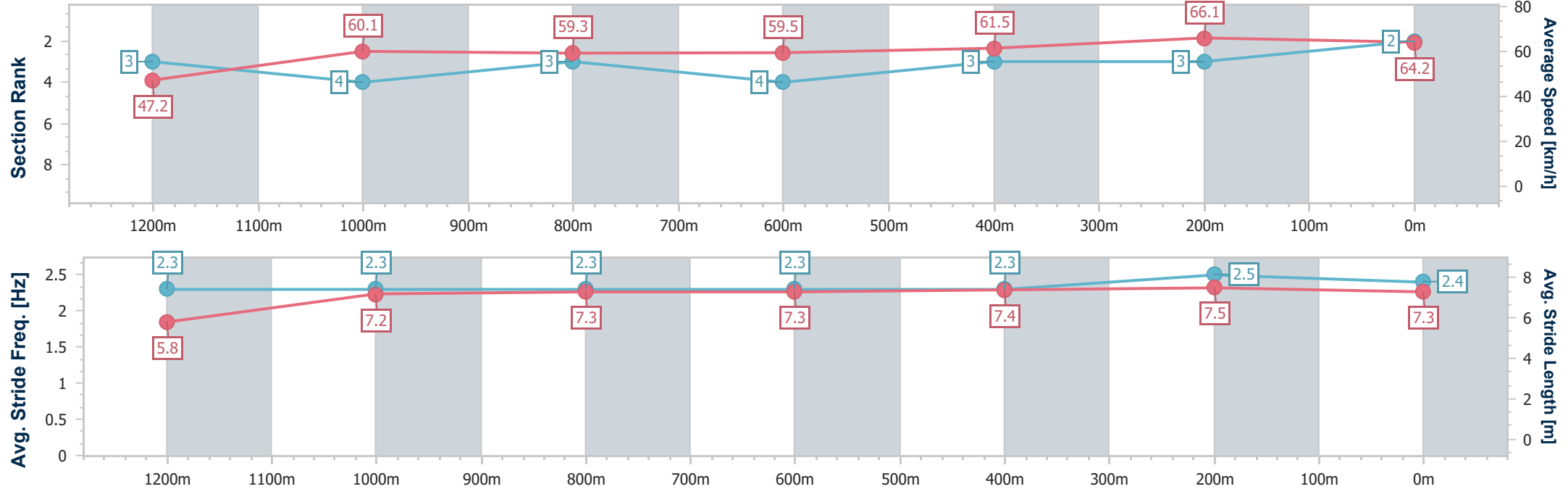
Horse/Jockey Name	Liberty Steps
Final Rank	2
Fastest Section Time (Section)	0:10.93 (400m)
Top Speed [km/h] (Section)	67.2 (400m)
Race State	Finished



Aquis Park Gold CoastProfessional
Race 4: ENRICHING LIVES FOUNDATION BENCHMARK 70
Handicap - 1400m
18 October 2025 - 14:55
Track Rating: Good 4, Weather: Fine, Rail Position: +7m 1000m-
400m; +4m Remainder



Section	Overall	1200m	1000m	800m	600m	400m	200m						
Section Times	1:25.06 [2] (0:15.27)	1:09.79 [3] (0:11.98)	0:57.81 [4] (0:11.94)	0:45.87 [3] (0:12.09)	0:33.78 [4] (0:11.64)	0:22.14 [3] (0:10.93)	0:11.21 [3] (0:11.21)						
Average Speed [km/h]	47.2	60.1	59.3	59.5	61.5	66.1	64.2						
Top Speed [km/h]	60.8	61.6	60.9	60.1	63.5	67.2	66.7						
Avg. Dist. to Rail [m]	3.3	3.2	2.5	0.7	1.1	2.4	6.3						
Avg. Stride Freq. [Hz]	2.3	2.3	2.3	2.3	2.3	2.5	2.4						
Avg. Stride Length [m]	5.8	7.2	7.3	7.3	7.4	7.5	7.3						





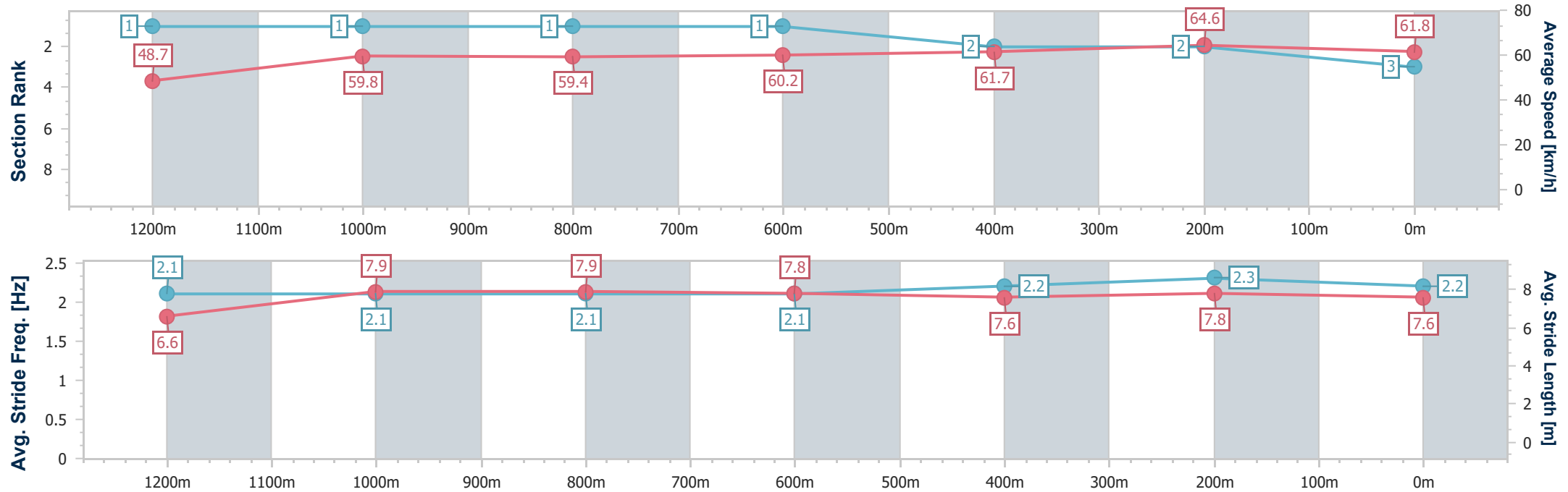
Horse/Jockey Name	Hulkamania
Final Rank	3
Fastest Section Time (Section)	0:11.19 (400m)
Top Speed [km/h] (Section)	65.6 (400m)
Race State	Finished



Aquis Park Gold CoastProfessional
Race 4: ENRICHING LIVES FOUNDATION BENCHMARK 70
Handicap - 1400m
18 October 2025 - 14:55
Track Rating: Good 4, Weather: Fine, Rail Position: +7m 1000m-400m; +4m Remainder



Section	Overall	1200m	1000m	800m	600m	400m	200m							
Section Times	1:25.42 [3] (0:14.82)	1:10.60 [1] (0:12.01)	0:58.59 [1] (0:12.07)	0:46.52 [1] (0:12.02)	0:34.50 [1] (0:11.72)	0:22.78 [2] (0:11.19)	0:11.59 [2] (0:11.59)							
Average Speed [km/h]	48.7	59.8	59.4	60.2	61.7	64.6	61.8							
Top Speed [km/h]	61.3	61.4	60.2	60.5	62.9	65.6	64.3							
Avg. Dist. to Rail [m]	5.4	0.9	1.2	0.9	1.4	1.4	3.4							
Avg. Stride Freq. [Hz]	2.1	2.1	2.1	2.1	2.2	2.3	2.2							
Avg. Stride Length [m]	6.6	7.9	7.9	7.8	7.6	7.8	7.6							



- [] Ranking at each section and finish
- .-.- No data available at this section
- NA No data available



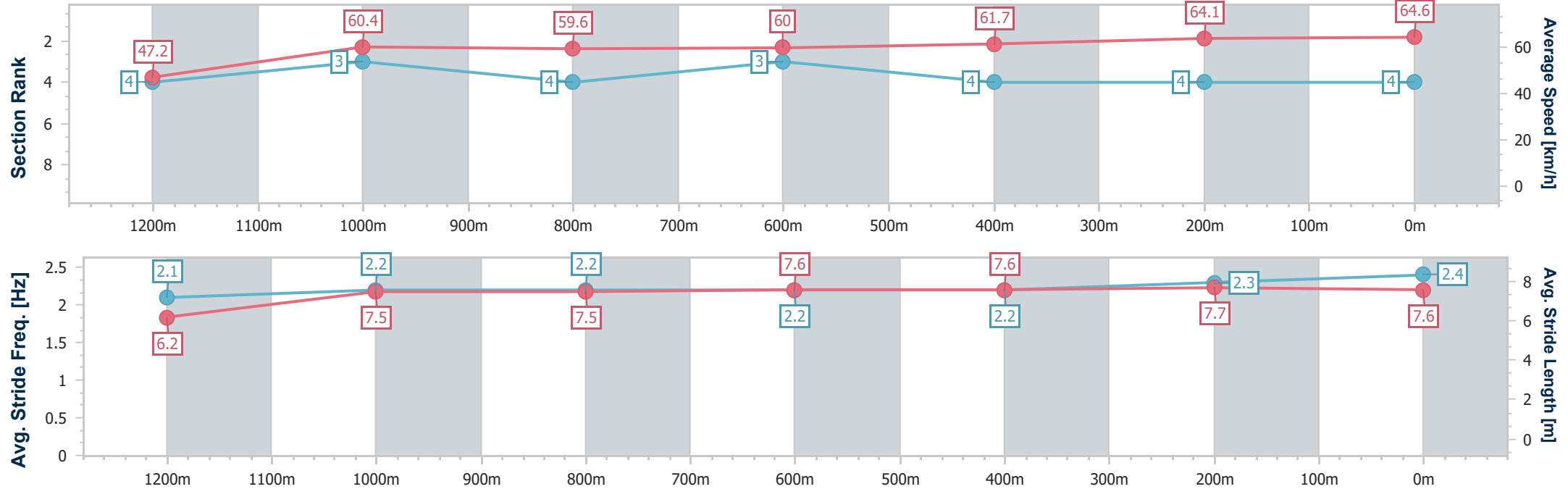
Horse/Jockey Name	Around The Buoy
Final Rank	4
Fastest Section Time (Section)	0:11.15 (200m)
Top Speed [km/h] (Section)	65.4 (200m)
Race State	Finished



Aquis Park Gold CoastProfessional
Race 4: ENRICHING LIVES FOUNDATION BENCHMARK 70
Handicap - 1400m
18 October 2025 - 14:55
Track Rating: Good 4, Weather: Fine, Rail Position: +7m 1000m-
400m; +4m Remainder



Section	Overall	1200m	1000m	800m	600m	400m	200m						
Section Times	1:25.52 [4] (0:15.30)	1:10.22 [4] (0:11.87)	0:58.35 [3] (0:12.07)	0:46.28 [4] (0:12.03)	0:34.25 [3] (0:11.79)	0:22.46 [4] (0:11.31)	0:11.15 [4] (0:11.15)						
Average Speed [km/h]	47.2	60.4	59.6	60.0	61.7	64.1	64.6						
Top Speed [km/h]	61.0	62.1	60.7	60.8	62.9	65.3	65.4						
Avg. Dist. to Rail [m]	1.6	1.2	1.7	1.6	2.1	2.7	1.8						
Avg. Stride Freq. [Hz]	2.1	2.2	2.2	2.2	2.2	2.3	2.4						
Avg. Stride Length [m]	6.2	7.5	7.5	7.6	7.6	7.7	7.6						



Aquis Park Gold Coast Professional

Race 5: DEBBIE SAGE 20 YEARS OPEN Handicap - 1400m

18 October 2025 - 15:39

Track Rating: Good 4, Weather: Fine, Rail Position: +7m 1000m-400m; +4m Remainder

Section						Overall	1200m	1000m	800m	600m	400m	Last 600m	
Field Times						1:22.70 (0:13.80)	1:08.90 (0:10.61)	0:58.29 (0:10.92)	0:47.37 (0:11.14)	0:36.23 (0:11.64)	0:24.59 (0:11.92)	0:36.23	
Rank	TAB	Horse/Jockey	Barrier	Top Speed [km/h]	Fastest Section								Distance Travelled [m]
1	5	BADGERS NUTS	5	68.6	0:10.71	1:22.70 [1]	1:08.56 [3]	0:57.85 [3]	0:46.96 [2]	0:35.81 [2]	0:24.44 [2]	0:35.81	
		Scott Sheargold		1200m	1200m	(0:14.14)	(0:10.71)	(0:10.89)	(0:11.15)	(0:11.37)	(0:11.77)		
2	2	INVER PARK	2	68.9	0:10.51	1:22.76 [2]	1:08.38 [4]	0:57.87 [4]	0:46.74 [5]	0:35.55 [5]	0:24.00 [5]	0:35.55	+1
		Jasper Franklin		1200m	1200m	(0:14.38)	(0:10.51)	(0:11.13)	(0:11.19)	(0:11.55)	(0:11.72)		
3	7	FAKE MAGIC	3	68.4	0:10.64	1:22.99 [3]	1:08.86 [2]	0:58.22 [2]	0:47.08 [4]	0:35.92 [4]	0:24.55 [4]	0:35.92	-1
		Olivia Kendal		1200m	1200m	(0:14.13)	(0:10.64)	(0:11.14)	(0:11.16)	(0:11.37)	(0:11.85)		
4	3	ATMOSPHERE	6	69.7	0:10.61	1:23.11 [4]	1:09.31 [1]	0:58.70 [1]	0:47.78 [1]	0:36.64 [1]	0:25.00 [1]	0:36.64	+0
		Brandon Lerena		1200m	1200m	(0:13.80)	(0:10.61)	(0:10.92)	(0:11.14)	(0:11.64)	(0:12.12)		
5	1	RED WAVE	1	68.2	0:10.69	1:23.43 [5]	1:08.60 [6]	0:57.91 [6]	0:47.02 [6]	0:35.90 [6]	0:24.38 [6]	0:35.90	+0
		Courtney Bellamy		1200m	1200m	(0:14.83)	(0:10.69)	(0:10.89)	(0:11.12)	(0:11.52)	(0:11.96)		
6	9	LIGHT OF BOOM	4	68.9	0:10.61	1:23.59 [6]	1:09.05 [5]	0:58.44 [5]	0:47.68 [3]	0:36.61 [3]	0:25.30 [3]	0:36.61	+0
		Karl Zechner		1200m	1200m	(0:14.54)	(0:10.61)	(0:10.76)	(0:11.07)	(0:11.31)	(0:12.07)		

Scratched: Hulkamania (#6), Winston Smurhill (#4), Yoshino (#8)



Aquis Park Gold Coast Professional

Race 5: DEBBIE SAGE 20 YEARS OPEN Handicap - 1400m

18 October 2025 - 15:39



Track Rating: Good 4, Weather: Fine, Rail Position: +7m 1000m-400m; +4m Remainder

Section		Field Times					200m		Last 600m		
							0:12.67 (0:12.67)		0:36.23		
Rank	TAB	Horse/Jockey	Barrier	Top Speed [km/h]	Fastest Section	Margin			Distance Travelled [m]		
1	5	BADGERS NUTS	5	68.6	0:10.71	0:12.67 [1]	1:22.70			0:35.81	
		Scott Sheargold		1200m	1200m	(0:12.67)					
2	2	INVER PARK	2	68.9	0:10.51	0:12.28 [5]	0.2L			0:35.55 +1	
		Jasper Franklin		1200m	1200m	(0:12.28)					
3	7	FAKE MAGIC	3	68.4	0:10.64	0:12.70 [3]	1.5L			0:35.92 -1	
		Olivia Kendal		1200m	1200m	(0:12.70)					
4	3	ATMOSPHERE	6	69.7	0:10.61	0:12.88 [2]	2L			0:36.64 +0	
		Brandon Lerena		1200m	1200m	(0:12.88)					
5	1	RED WAVE	1	68.2	0:10.69	0:12.42 [6]	3.8L			0:35.90 +0	
		Courtney Bellamy		1200m	1200m	(0:12.42)					
6	9	LIGHT OF BOOM	4	68.9	0:10.61	0:13.23 [4]	4.6L			0:36.61 +0	
		Karl Zechner		1200m	1200m	(0:13.23)					

Scratched: Hulkamania (#6), Winston Smurhill (#4), Yoshino (#8)



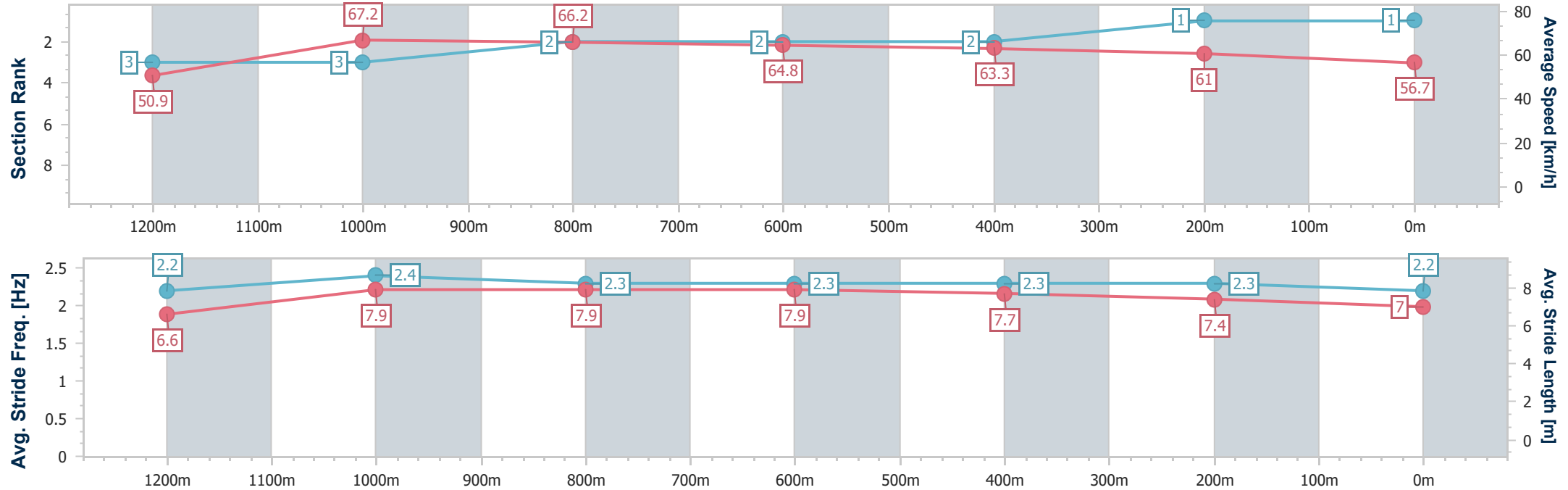
Horse/Jockey Name	Badgers Nuts
Final Rank	1
Fastest Section Time (Section)	0:10.71 (1200m)
Top Speed [km/h] (Section)	68.6 (1200m)
Race State	Finished



Aquis Park Gold CoastProfessional
Race 5: DEBBIE SAGE 20 YEARS OPEN Handicap - 1400m
18 October 2025 - 15:39
Track Rating: Good 4, Weather: Fine, Rail Position: +7m 1000m-400m; +4m Remainder



Section	Overall	1200m	1000m	800m	600m	400m	200m						
Section Times	1:22.70 [1] (0:14.14)	1:08.56 [3] (0:10.71)	0:57.85 [3] (0:10.89)	0:46.96 [2] (0:11.15)	0:35.81 [2] (0:11.37)	0:24.44 [2] (0:11.77)	0:12.67 [1] (0:12.67)						
Average Speed [km/h]	50.9	67.2	66.2	64.8	63.3	61.0	56.7						
Top Speed [km/h]	67.2	68.6	66.5	65.9	64.1	62.2	59.0						
Avg. Dist. to Rail [m]	7.3	1.2	1.3	0.6	0.9	0.2	0.7						
Avg. Stride Freq. [Hz]	2.2	2.4	2.3	2.3	2.3	2.3	2.2						
Avg. Stride Length [m]	6.6	7.9	7.9	7.9	7.7	7.4	7.0						





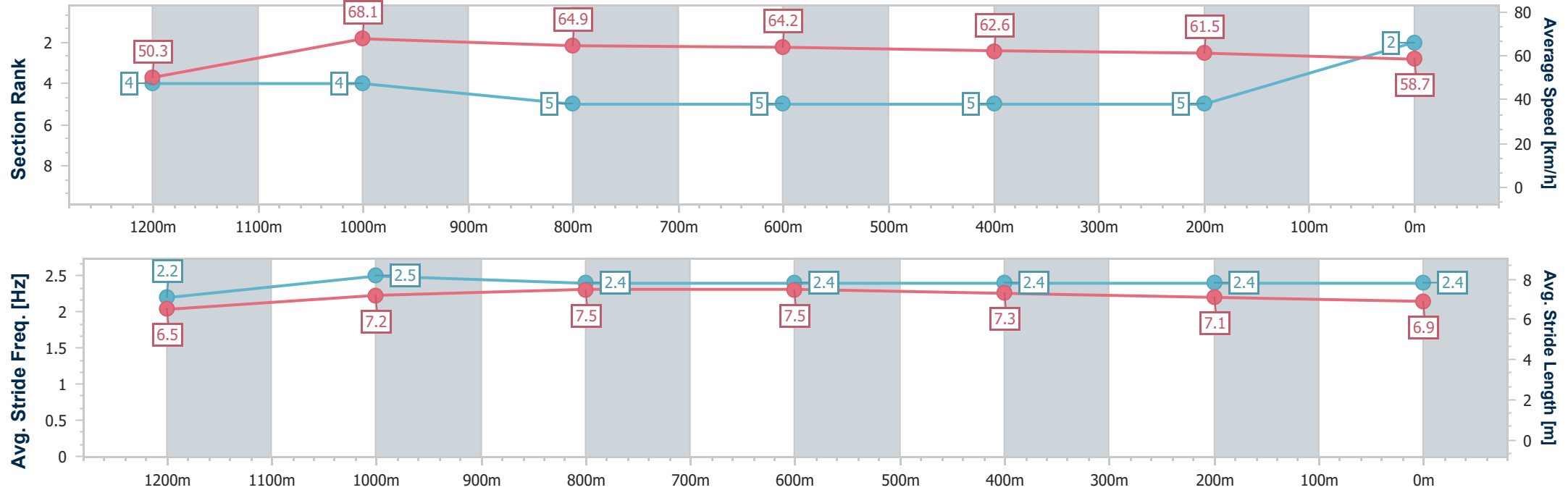
Horse/Jockey Name	Inver Park
Final Rank	2
Fastest Section Time (Section)	0:10.51 (1200m)
Top Speed [km/h] (Section)	68.9 (1200m)
Race State	Finished



Aquis Park Gold CoastProfessional
Race 5: DEBBIE SAGE 20 YEARS OPEN Handicap - 1400m
18 October 2025 - 15:39
Track Rating: Good 4, Weather: Fine, Rail Position: +7m 1000m-400m; +4m Remainder



Section	Overall	1200m	1000m	800m	600m	400m	200m							
Section Times	1:22.76 [2] (0:14.38)	1:08.38 [4] (0:10.51)	0:57.87 [4] (0:11.13)	0:46.74 [5] (0:11.19)	0:35.55 [5] (0:11.55)	0:24.00 [5] (0:11.72)	0:12.28 [5] (0:12.28)							
Average Speed [km/h]	50.3	68.1	64.9	64.2	62.6	61.5	58.7							
Top Speed [km/h]	67.9	68.9	67.1	66.2	64.8	62.9	60.7							
Avg. Dist. to Rail [m]	4.5	1.1	1.3	0.4	1.5	2.4	3.6							
Avg. Stride Freq. [Hz]	2.2	2.5	2.4	2.4	2.4	2.4	2.4							
Avg. Stride Length [m]	6.5	7.2	7.5	7.5	7.3	7.1	6.9							





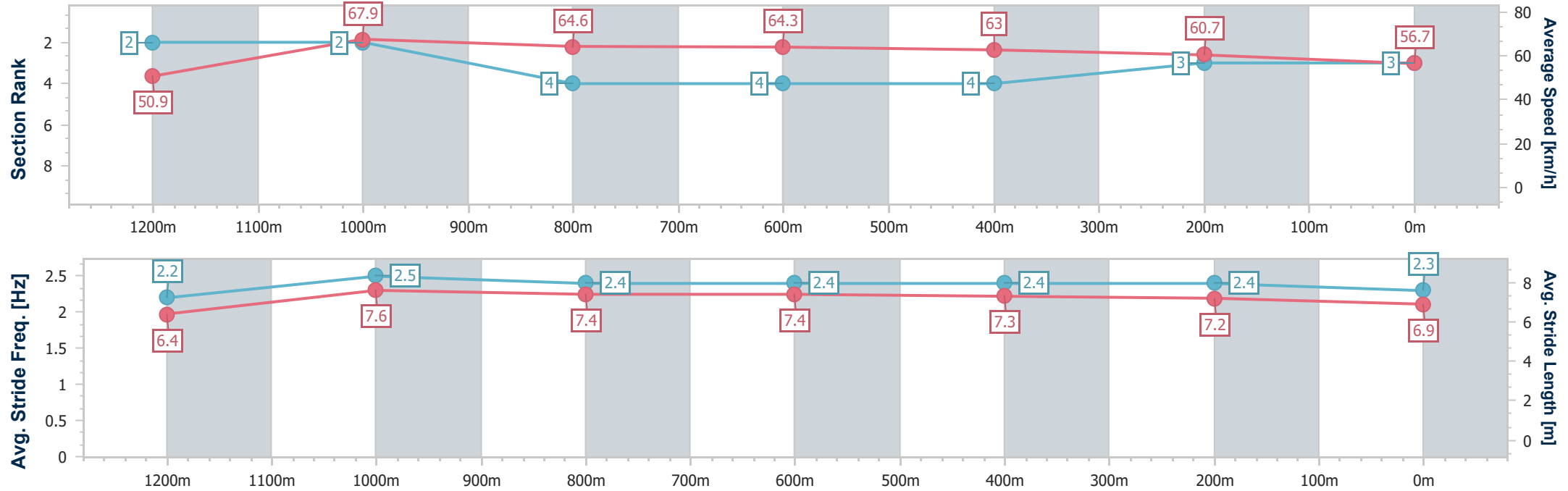
Horse/Jockey Name	Fake Magic
Final Rank	3
Fastest Section Time (Section)	0:10.64 (1200m)
Top Speed [km/h] (Section)	68.4 (1200m)
Race State	Finished



Aquis Park Gold CoastProfessional
Race 5: DEBBIE SAGE 20 YEARS OPEN Handicap - 1400m
18 October 2025 - 15:39
Track Rating: Good 4, Weather: Fine, Rail Position: +7m 1000m-400m; +4m Remainder



Section	Overall	1200m	1000m	800m	600m	400m	200m						
Section Times	1:22.99 [3] (0:14.13)	1:08.86 [2] (0:10.64)	0:58.22 [2] (0:11.14)	0:47.08 [4] (0:11.16)	0:35.92 [4] (0:11.37)	0:24.55 [4] (0:11.85)	0:12.70 [3] (0:12.70)						
Average Speed [km/h]	50.9	67.9	64.6	64.3	63.0	60.7	56.7						
Top Speed [km/h]	67.6	68.4	65.8	65.7	64.8	61.6	59.2						
Avg. Dist. to Rail [m]	4.2	0.5	1.0	0.5	1.1	0.6	1.5						
Avg. Stride Freq. [Hz]	2.2	2.5	2.4	2.4	2.4	2.4	2.3						
Avg. Stride Length [m]	6.4	7.6	7.4	7.4	7.3	7.2	6.9						





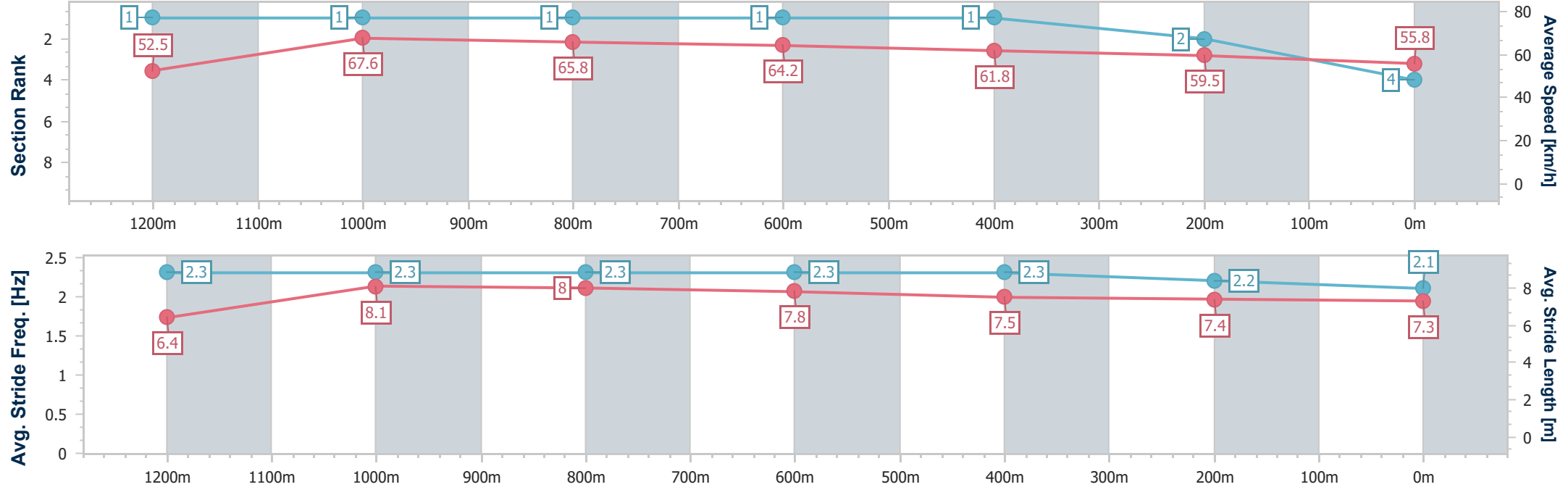
Horse/Jockey Name	Atmosphere
Final Rank	4
Fastest Section Time (Section)	0:10.61 (1200m)
Top Speed [km/h] (Section)	69.7 (1200m)
Race State	Finished



Aquis Park Gold CoastProfessional
Race 5: DEBBIE SAGE 20 YEARS OPEN Handicap - 1400m
18 October 2025 - 15:39
Track Rating: Good 4, Weather: Fine, Rail Position: +7m 1000m-400m; +4m Remainder



Section	Overall	1200m	1000m	800m	600m	400m	200m						
Section Times	1:23.11 [4] (0:13.80)	1:09.31 [1] (0:10.61)	0:58.70 [1] (0:10.92)	0:47.78 [1] (0:11.14)	0:36.64 [1] (0:11.64)	0:25.00 [1] (0:12.12)	0:12.88 [2] (0:12.88)						
Average Speed [km/h]	52.5	67.6	65.8	64.2	61.8	59.5	55.8						
Top Speed [km/h]	69.1	69.7	66.2	66.0	63.0	60.5	57.3						
Avg. Dist. to Rail [m]	9.8	1.9	1.4	0.4	0.9	0.5	0.4						
Avg. Stride Freq. [Hz]	2.3	2.3	2.3	2.3	2.3	2.2	2.1						
Avg. Stride Length [m]	6.4	8.1	8.0	7.8	7.5	7.4	7.3						



[] Ranking at each section and finish
-.-.- No data available at this section
NA No data available



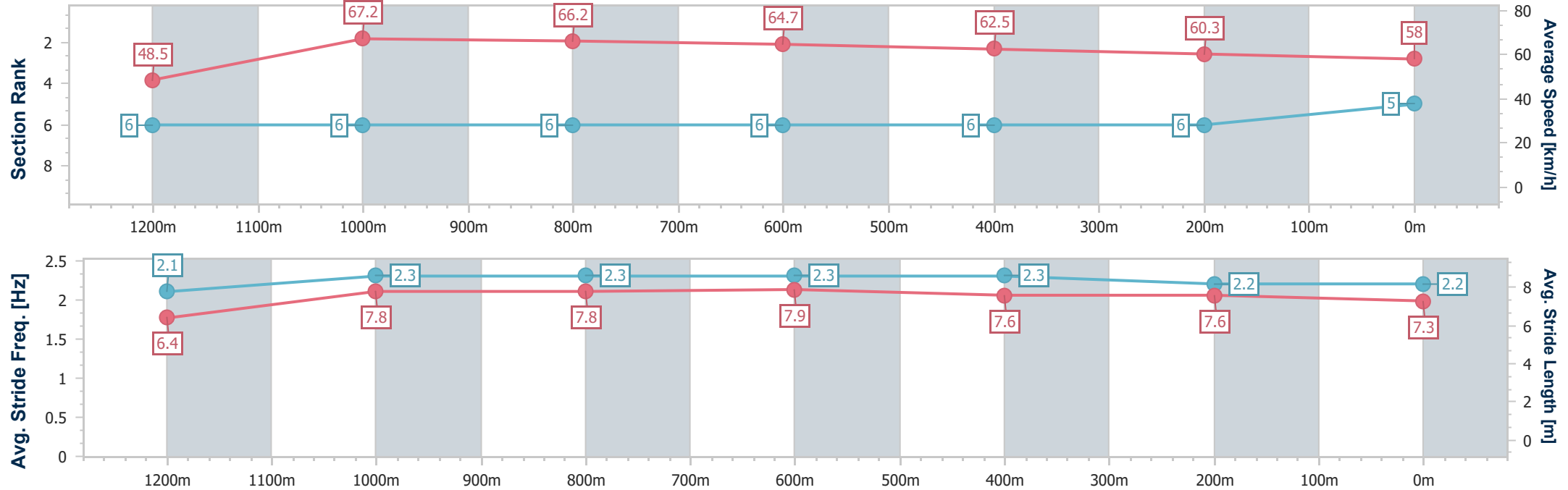
Horse/Jockey Name	Red Wave
Final Rank	5
Fastest Section Time (Section)	0:10.69 (1200m)
Top Speed [km/h] (Section)	68.2 (1200m)
Race State	Finished



Aquis Park Gold CoastProfessional
Race 5: DEBBIE SAGE 20 YEARS OPEN Handicap - 1400m
18 October 2025 - 15:39
Track Rating: Good 4, Weather: Fine, Rail Position: +7m 1000m-400m; +4m Remainder



Section	Overall	1200m	1000m	800m	600m	400m	200m						
Section Times	1:23.43 [5] (0:14.83)	1:08.60 [6] (0:10.69)	0:57.91 [6] (0:10.89)	0:47.02 [6] (0:11.12)	0:35.90 [6] (0:11.52)	0:24.38 [6] (0:11.96)	0:12.42 [6] (0:12.42)						
Average Speed [km/h]	48.5	67.2	66.2	64.7	62.5	60.3	58.0						
Top Speed [km/h]	66.1	68.2	67.0	66.2	63.7	61.2	59.3						
Avg. Dist. to Rail [m]	4.2	1.2	1.3	0.5	1.0	2.0	3.3						
Avg. Stride Freq. [Hz]	2.1	2.3	2.3	2.3	2.3	2.2	2.2						
Avg. Stride Length [m]	6.4	7.8	7.8	7.9	7.6	7.6	7.3						





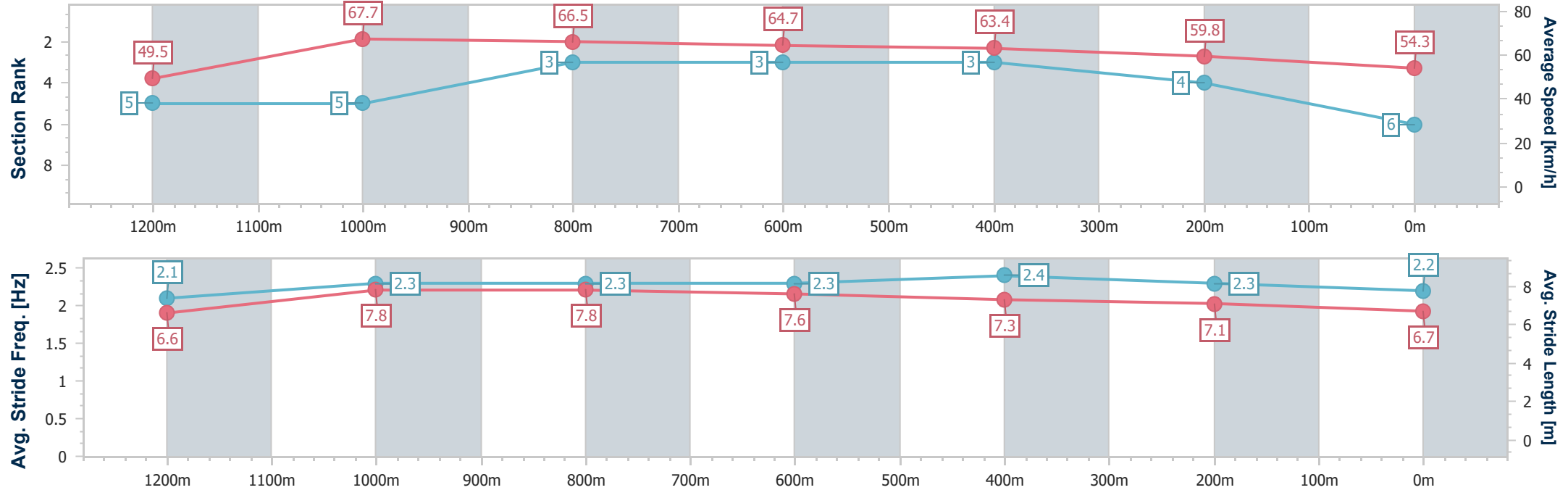
Horse/Jockey Name	Light Of Boom
Final Rank	6
Fastest Section Time (Section)	0:10.61 (1200m)
Top Speed [km/h] (Section)	68.9 (1200m)
Race State	Finished



Aquis Park Gold CoastProfessional
Race 5: DEBBIE SAGE 20 YEARS OPEN Handicap - 1400m
18 October 2025 - 15:39
Track Rating: Good 4, Weather: Fine, Rail Position: +7m 1000m-400m; +4m Remainder



Section	Overall	1200m	1000m	800m	600m	400m	200m						
Section Times	1:23.59 [6] (0:14.54)	1:09.05 [5] (0:10.61)	0:58.44 [5] (0:10.76)	0:47.68 [3] (0:11.07)	0:36.61 [3] (0:11.31)	0:25.30 [3] (0:12.07)	0:13.23 [4] (0:13.23)						
Average Speed [km/h]	49.5	67.7	66.5	64.7	63.4	59.8	54.3						
Top Speed [km/h]	67.6	68.9	67.4	65.1	64.7	61.2	57.3						
Avg. Dist. to Rail [m]	6.0	0.9	1.5	1.6	1.4	1.9	2.4						
Avg. Stride Freq. [Hz]	2.1	2.3	2.3	2.3	2.4	2.3	2.2						
Avg. Stride Length [m]	6.6	7.8	7.8	7.6	7.3	7.1	6.7						





Aquis Park Gold Coast Professional
Race 6: ATTWOOD MARSHALL LAWYERS BENCHMARK 65 Handicap - 2400m

18 October 2025 - 16:24



Track Rating: Good 4, Weather: Fine, Rail Position: +7m 1000m-400m; +4m Remainder

Section						Overall	2200m	2000m	1800m	1600m	1400m	1200m	Last 600m		
Field Times						2:29.78 (0:15.00)	2:14.78 (0:11.61)	2:03.17 (0:11.92)	1:51.25 (0:12.33)	1:38.92 (0:12.35)	1:26.57 (0:12.16)	1:14.41 (0:12.12)	0:38.25		
Rank	TAB	Horse/Jockey	Barrier	Top Speed [km/h]	Fastest Section									Distance Travelled [m]	
1	6	GIDDY GAN'S JOY	5	63.2	0:11.60	2:29.78 [1]	2:14.03 [7]	2:02.43 [7]	1:50.64 [7]	1:38.36 [6]	1:25.85 [6]	1:13.70 [6]	0:37.63		
		Jason Taylor		2200m	2200m	(0:15.75)	(0:11.60)	(0:11.79)	(0:12.28)	(0:12.51)	(0:12.15)	(0:12.07)			
2	3	TENNESSEE WHISKEY	1	63.2	0:11.61	2:30.08 [2]	2:15.08 [1]	2:03.47 [1]	1:51.55 [1]	1:39.22 [1]	1:26.87 [1]	1:14.71 [1]	0:38.55 -9		
		Danny Peisley		2200m	2200m	(0:15.00)	(0:11.61)	(0:11.92)	(0:12.33)	(0:12.35)	(0:12.16)	(0:12.12)			
3	9	BIG HITTER	8	62.6	0:11.74	2:30.11 [3]	2:14.29 [9]	2:02.55 [8]	1:50.58 [9]	1:38.30 [9]	1:25.91 [9]	1:13.75 [9]	0:37.74 -5		
		Noriyuki Masuda		800m	2200m	(0:15.82)	(0:11.74)	(0:11.97)	(0:12.28)	(0:12.39)	(0:12.16)	(0:12.08)			
4	7	GOING TO THE SUN	7	63.6	0:11.69	2:30.25 [4]	2:15.03 [3]	2:03.34 [4]	1:51.45 [5]	1:39.16 [5]	1:26.63 [5]	1:14.47 [5]	0:38.25 +2		
		Nathan Thomas		2200m	2200m	(0:15.22)	(0:11.69)	(0:11.89)	(0:12.29)	(0:12.53)	(0:12.16)	(0:12.09)			
5	4	THE CLAIMANT	3	63.6	0:11.69	2:30.29 [5]	2:15.28 [2]	2:03.59 [2]	1:51.75 [2]	1:39.43 [2]	1:26.88 [2]	1:14.70 [2]	0:38.46 +2		
		Bella Youngberry		2000m	2200m	(0:15.01)	(0:11.69)	(0:11.84)	(0:12.32)	(0:12.55)	(0:12.18)	(0:12.10)			
6	1	GRIPPING	6	63.5	0:11.53	2:30.62 [6]	2:15.29 [5]	2:03.76 [3]	1:51.97 [3]	1:39.71 [3]	1:27.13 [4]	1:15.02 [3]	0:38.83 +11		
		Jasper Franklin		Overall	2200m	(0:15.33)	(0:11.53)	(0:11.79)	(0:12.26)	(0:12.58)	(0:12.11)	(0:12.07)			
7	2	OUR ORATOR	9	62.2	0:11.76	2:30.86 [7]	2:15.05 [8]	2:03.29 [9]	1:51.37 [8]	1:39.13 [8]	1:26.67 [8]	1:14.54 [8]	0:38.37 +3		
		Dale Smith		2000m	2200m	(0:15.81)	(0:11.76)	(0:11.92)	(0:12.24)	(0:12.46)	(0:12.13)	(0:12.10)			
8	5	MAN TALK	2	62.3	0:11.64	2:31.08 [8]	2:15.75 [4]	2:04.11 [5]	1:52.32 [4]	1:40.07 [4]	1:27.66 [3]	1:15.45 [4]	0:39.19 -8		
		Karl Zechner		2200m	2200m	(0:15.33)	(0:11.64)	(0:11.79)	(0:12.25)	(0:12.41)	(0:12.21)	(0:12.07)			
9	8	CONTRERAS	4	62.1	0:11.71	2:32.03 [9]	2:16.56 [6]	2:04.85 [6]	1:52.91 [6]	1:40.53 [7]	1:28.08 [7]	1:15.89 [7]	0:39.85 -5		
		Ron Stewart		2000m	2200m	(0:15.47)	(0:11.71)	(0:11.94)	(0:12.38)	(0:12.45)	(0:12.19)	(0:12.08)			



Aquis Park Gold Coast Professional
Race 6: ATTWOOD MARSHALL LAWYERS BENCHMARK 65 Handicap - 2400m

18 October 2025 - 16:24



Track Rating: Good 4, Weather: Fine, Rail Position: +7m 1000m-400m; +4m Remainder

Section						1000m	800m	600m	400m	200m			Last 600m	
Field Times						1:02.29 (0:12.06)	0:50.23 (0:11.98)	0:38.25 (0:12.38)	0:25.87 (0:12.90)	0:12.97 (0:12.97)			0:38.25	
Rank	TAB	Horse/Jockey	Barrier	Top Speed [km/h]	Fastest Section								Margin	Distance Travelled [m]
1	6	GIDDY GAN'S JOY	5	63.2	0:11.60	1:01.63 [6]	0:49.52 [6]	0:37.63 [6]	0:25.47 [3]	0:12.96 [2]	2:29.78	0:37.63		
		Jason Taylor		2200m	2200m	(0:12.11)	(0:11.89)	(0:12.16)	(0:12.51)	(0:12.96)				
2	3	TENNESSEE WHISKEY	1	63.2	0:11.61	1:02.59 [1]	0:50.53 [1]	0:38.55 [1]	0:26.17 [1]	0:13.27 [1]	1.8L	0:38.55	-9	
		Danny Peisley		2200m	2200m	(0:12.06)	(0:11.98)	(0:12.38)	(0:12.90)	(0:13.27)				
3	9	BIG HITTER	8	62.6	0:11.74	1:01.67 [9]	0:49.61 [8]	0:37.74 [8]	0:25.38 [7]	0:12.88 [5]	2L	0:37.74	-5	
		Noriyuki Masuda		800m	2200m	(0:12.06)	(0:11.87)	(0:12.36)	(0:12.50)	(0:12.88)				
4	7	GOING TO THE SUN	7	63.6	0:11.69	1:02.38 [5]	0:50.22 [5]	0:38.25 [5]	0:25.94 [5]	0:13.18 [3]	2.8L	0:38.25	+2	
		Nathan Thomas		2200m	2200m	(0:12.16)	(0:11.97)	(0:12.31)	(0:12.76)	(0:13.18)				
5	4	THE CLAIMANT	3	63.6	0:11.69	1:02.60 [3]	0:50.43 [4]	0:38.46 [3]	0:26.05 [2]	0:13.19 [4]	3L	0:38.46	+2	
		Bella Youngberry		2000m	2200m	(0:12.17)	(0:11.97)	(0:12.41)	(0:12.86)	(0:13.19)				
6	1	GRIPPING	6	63.5	0:11.53	1:02.95 [2]	0:50.83 [2]	0:38.83 [2]	0:26.26 [6]	0:13.29 [6]	4.8L	0:38.83	+11	
		Jasper Franklin		Overall	2200m	(0:12.12)	(0:12.00)	(0:12.57)	(0:12.97)	(0:13.29)				
7	2	OUR ORATOR	9	62.2	0:11.76	1:02.44 [8]	0:50.32 [9]	0:38.37 [9]	0:25.99 [9]	0:13.28 [8]	6.1L	0:38.37	+3	
		Dale Smith		2000m	2200m	(0:12.12)	(0:11.95)	(0:12.38)	(0:12.71)	(0:13.28)				
8	5	MAN TALK	2	62.3	0:11.64	1:03.38 [4]	0:51.23 [3]	0:39.19 [4]	0:26.77 [3]	0:13.53 [7]	7.4L	0:39.19	-8	
		Karl Zechner		2200m	2200m	(0:12.15)	(0:12.04)	(0:12.42)	(0:13.24)	(0:13.53)				
9	8	CONTRERAS	4	62.1	0:11.71	1:03.81 [7]	0:51.77 [6]	0:39.85 [7]	0:27.30 [8]	0:13.92 [9]	12.9L	0:39.85	-5	
		Ron Stewart		2000m	2200m	(0:12.04)	(0:11.92)	(0:12.55)	(0:13.38)	(0:13.92)				



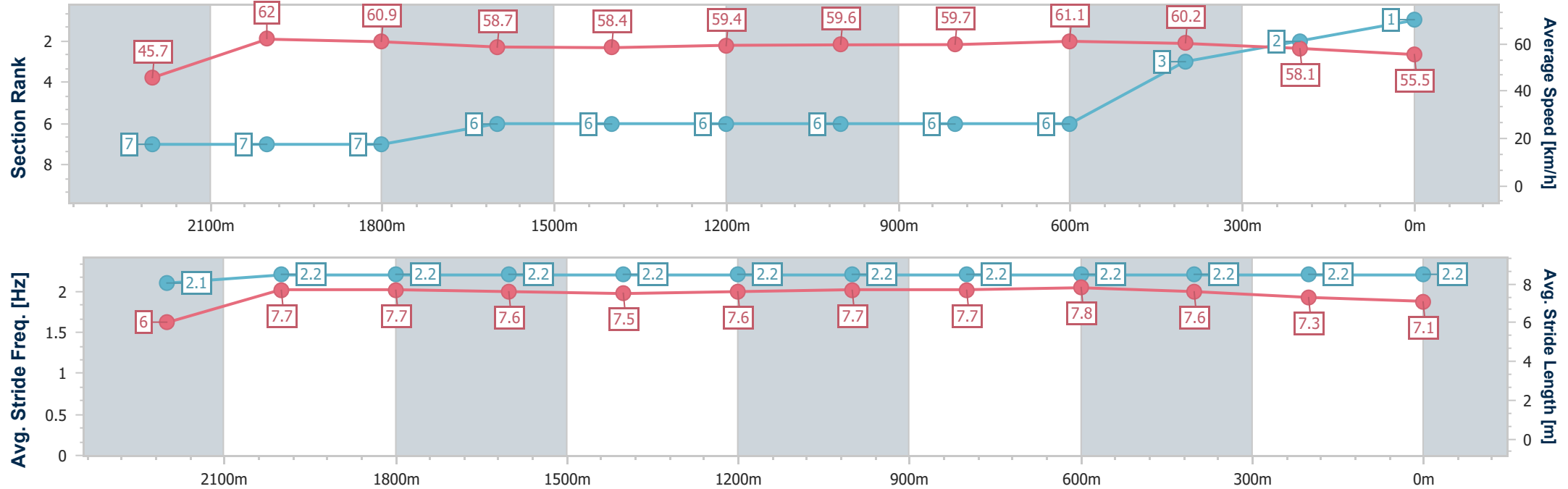
Horse/Jockey Name	Giddy Gan's Joy
Final Rank	1
Fastest Section Time (Section)	0:11.60 (2200m)
Top Speed [km/h] (Section)	63.2 (2200m)
Race State	Finished



Aquis Park Gold CoastProfessional
Race 6: ATTWOOD MARSHALL LAWYERS BENCHMARK 65
Handicap - 2400m
18 October 2025 - 16:24
Track Rating: Good 4, Weather: Fine, Rail Position: +7m 1000m-400m; +4m Remainder



Section	Overall	2200m	2000m	1800m	1600m	1400m	1200m	1000m	800m	600m	400m	200m	
Section Times	2:29.78 [1] (0:15.75)	2:14.03 [7] (0:11.60)	2:02.43 [7] (0:11.79)	1:50.64 [7] (0:12.28)	1:38.36 [6] (0:12.51)	1:25.85 [6] (0:12.15)	1:13.70 [6] (0:12.07)	1:01.63 [6] (0:12.11)	0:49.52 [6] (0:11.89)	0:37.63 [6] (0:12.16)	0:25.47 [3] (0:12.51)	0:12.96 [2] (0:12.96)	
Average Speed [km/h]	45.7	62.0	60.9	58.7	58.4	59.4	59.6	59.7	61.1	60.2	58.1	55.5	
Top Speed [km/h]	62.1	63.2	62.6	61.1	59.9	61.6	60.0	61.2	61.7	61.6	59.2	56.7	
Avg. Dist. to Rail [m]	2.9	1.5	1.4	1.5	2.4	2.6	1.4	2.2	2.4	3.1	5.2	2.4	
Avg. Stride Freq. [Hz]	2.1	2.2	2.2	2.2	2.2	2.2	2.2	2.2	2.2	2.2	2.2	2.2	
Avg. Stride Length [m]	6.0	7.7	7.7	7.6	7.5	7.6	7.7	7.7	7.8	7.6	7.3	7.1	



[] Ranking at each section and finish
- - - - No data available at this section
NA No data available



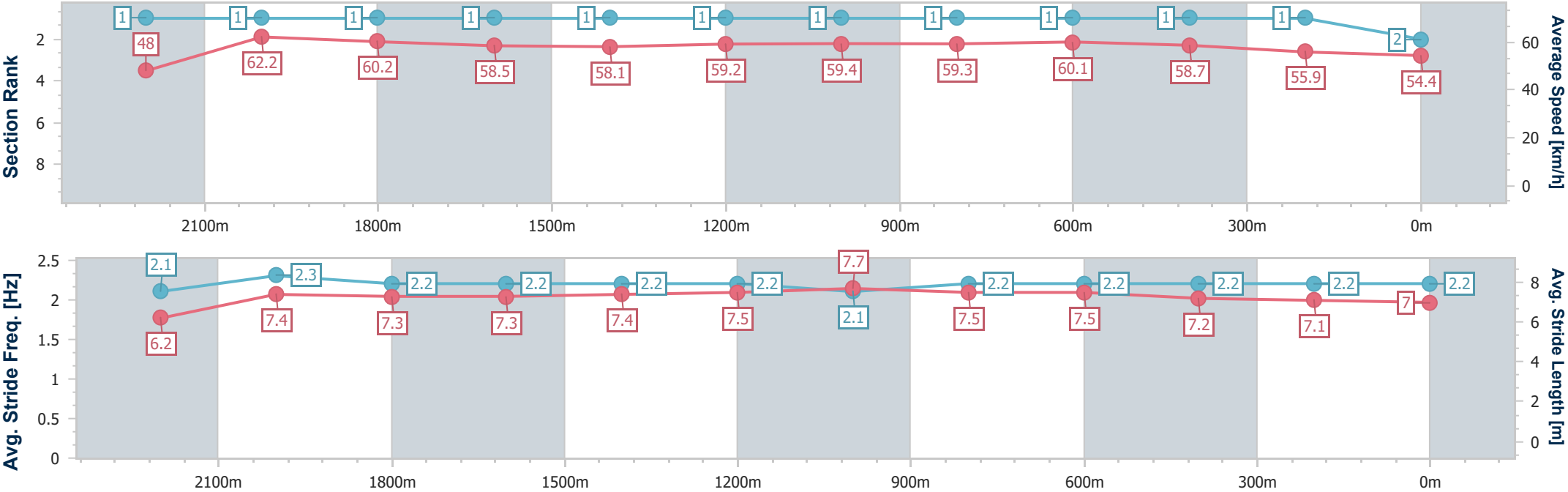
Horse/Jockey Name	Tennessee Whiskey
Final Rank	2
Fastest Section Time (Section)	0:11.61 (2200m)
Top Speed [km/h] (Section)	63.2 (2200m)
Race State	Finished



Aquis Park Gold CoastProfessional
Race 6: ATTWOOD MARSHALL LAWYERS BENCHMARK 65
Handicap - 2400m
18 October 2025 - 16:24
Track Rating: Good 4, Weather: Fine, Rail Position: +7m 1000m-400m; +4m Remainder



Section	Overall	2200m	2000m	1800m	1600m	1400m	1200m	1000m	800m	600m	400m	200m	
Section Times	2:30.08 [2] (0:15.00)	2:15.08 [1] (0:11.61)	2:03.47 [1] (0:11.92)	1:51.55 [1] (0:12.33)	1:39.22 [1] (0:12.35)	1:26.87 [1] (0:12.16)	1:14.71 [1] (0:12.12)	1:02.59 [1] (0:12.06)	0:50.53 [1] (0:11.98)	0:38.55 [1] (0:12.38)	0:26.17 [1] (0:12.90)	0:13.27 [1] (0:13.27)	
Average Speed [km/h]	48.0	62.2	60.2	58.5	58.1	59.2	59.4	59.3	60.1	58.7	55.9	54.4	
Top Speed [km/h]	62.9	63.2	61.5	59.7	58.5	60.2	59.8	61.1	60.7	60.1	56.5	55.0	
Avg. Dist. to Rail [m]	3.0	0.2	0.3	0.6	0.7	0.5	1.2	1.4	1.0	1.6	2.6	3.5	
Avg. Stride Freq. [Hz]	2.1	2.3	2.2	2.2	2.2	2.2	2.1	2.2	2.2	2.2	2.2	2.2	
Avg. Stride Length [m]	6.2	7.4	7.3	7.3	7.4	7.5	7.7	7.5	7.5	7.2	7.1	7.0	





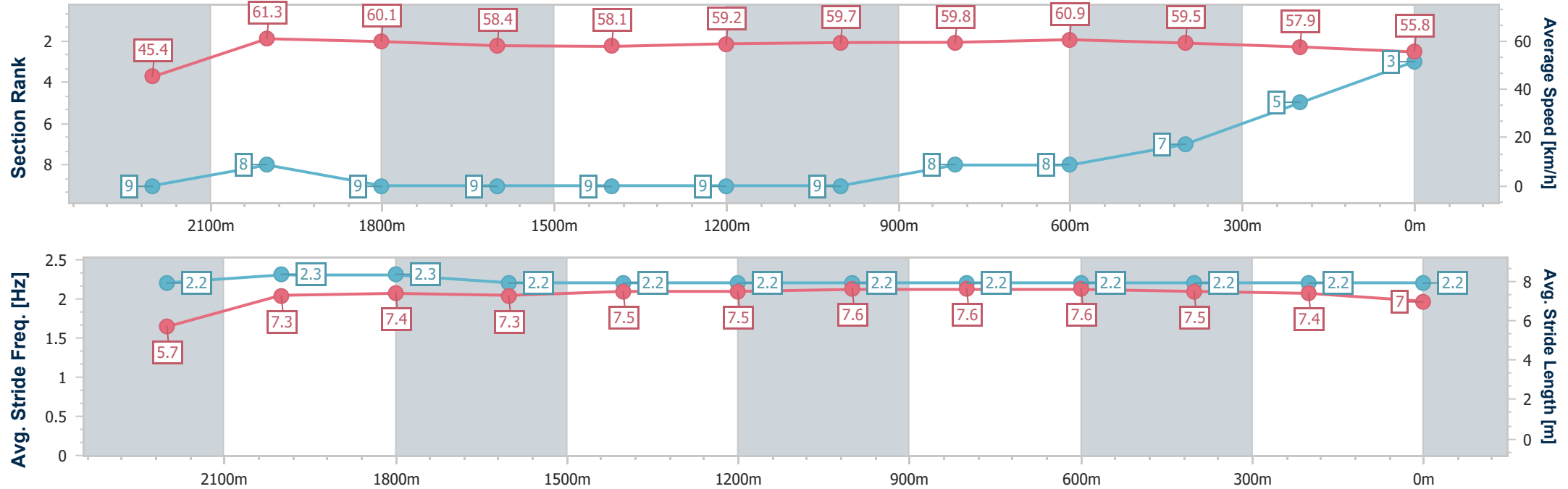
Horse/Jockey Name	Big Hitter
Final Rank	3
Fastest Section Time (Section)	0:11.74 (2200m)
Top Speed [km/h] (Section)	62.6 (800m)
Race State	Finished



Aquis Park Gold CoastProfessional
Race 6: ATTWOOD MARSHALL LAWYERS BENCHMARK 65
Handicap - 2400m
18 October 2025 - 16:24
Track Rating: Good 4, Weather: Fine, Rail Position: +7m 1000m-400m; +4m Remainder



Section	Overall	2200m	2000m	1800m	1600m	1400m	1200m	1000m	800m	600m	400m	200m	
Section Times	2:30.11 [3] (0:15.82)	2:14.29 [9] (0:11.74)	2:02.55 [8] (0:11.97)	1:50.58 [9] (0:12.28)	1:38.30 [9] (0:12.39)	1:25.91 [9] (0:12.16)	1:13.75 [9] (0:12.08)	1:01.67 [9] (0:12.06)	0:49.61 [8] (0:11.87)	0:37.74 [8] (0:12.36)	0:25.38 [7] (0:12.50)	0:12.88 [5] (0:12.88)	
Average Speed [km/h]	45.4	61.3	60.1	58.4	58.1	59.2	59.7	59.8	60.9	59.5	57.9	55.8	
Top Speed [km/h]	60.2	62.3	62.4	59.3	59.0	60.8	60.5	60.6	62.6	60.3	58.5	57.2	
Avg. Dist. to Rail [m]	2.4	0.4	0.6	0.6	0.7	1.1	0.9	1.7	2.4	3.3	5.9	7.9	
Avg. Stride Freq. [Hz]	2.2	2.3	2.3	2.2	2.2	2.2	2.2	2.2	2.2	2.2	2.2	2.2	
Avg. Stride Length [m]	5.7	7.3	7.4	7.3	7.5	7.5	7.6	7.6	7.6	7.5	7.4	7.0	



[] Ranking at each section and finish
-.-.- No data available at this section
NA No data available



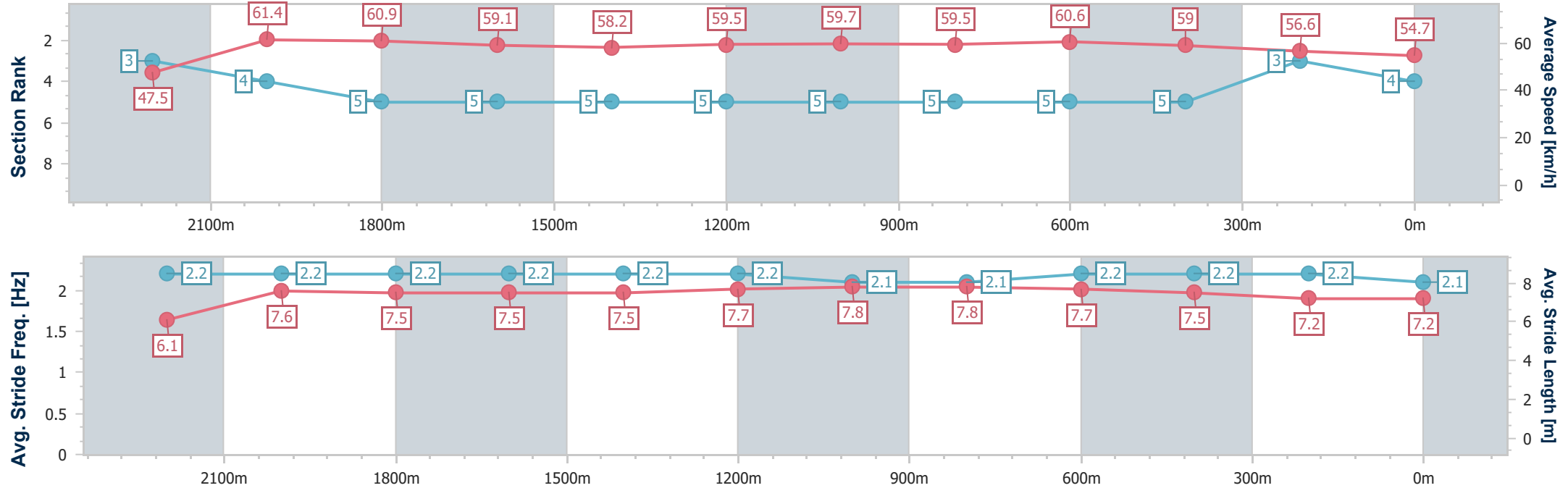
Horse/Jockey Name	Going To The Sun
Final Rank	4
Fastest Section Time (Section)	0:11.69 (2200m)
Top Speed [km/h] (Section)	63.6 (2200m)
Race State	Finished



Aquis Park Gold CoastProfessional
Race 6: ATTWOOD MARSHALL LAWYERS BENCHMARK 65
Handicap - 2400m
18 October 2025 - 16:24
Track Rating: Good 4, Weather: Fine, Rail Position: +7m 1000m-400m; +4m Remainder



Section	Overall	2200m	2000m	1800m	1600m	1400m	1200m	1000m	800m	600m	400m	200m	
Section Times	2:30.25 [4] (0:15.22)	2:15.03 [3] (0:11.69)	2:03.34 [4] (0:11.89)	1:51.45 [5] (0:12.29)	1:39.16 [5] (0:12.53)	1:26.63 [5] (0:12.16)	1:14.47 [5] (0:12.09)	1:02.38 [5] (0:12.16)	0:50.22 [5] (0:11.97)	0:38.25 [5] (0:12.31)	0:25.94 [5] (0:12.76)	0:13.18 [3] (0:13.18)	
Average Speed [km/h]	47.5	61.4	60.9	59.1	58.2	59.5	59.7	59.5	60.6	59.0	56.6	54.7	
Top Speed [km/h]	63.0	63.6	61.9	60.5	59.1	60.5	60.1	60.7	61.4	61.0	57.9	55.5	
Avg. Dist. to Rail [m]	2.6	0.7	1.2	2.4	2.3	2.6	1.4	1.9	2.2	2.1	3.6	5.1	
Avg. Stride Freq. [Hz]	2.2	2.2	2.2	2.2	2.2	2.2	2.1	2.1	2.2	2.2	2.2	2.1	
Avg. Stride Length [m]	6.1	7.6	7.5	7.5	7.5	7.7	7.8	7.8	7.7	7.5	7.2	7.2	



[] Ranking at each section and finish
-.-.- No data available at this section
NA No data available



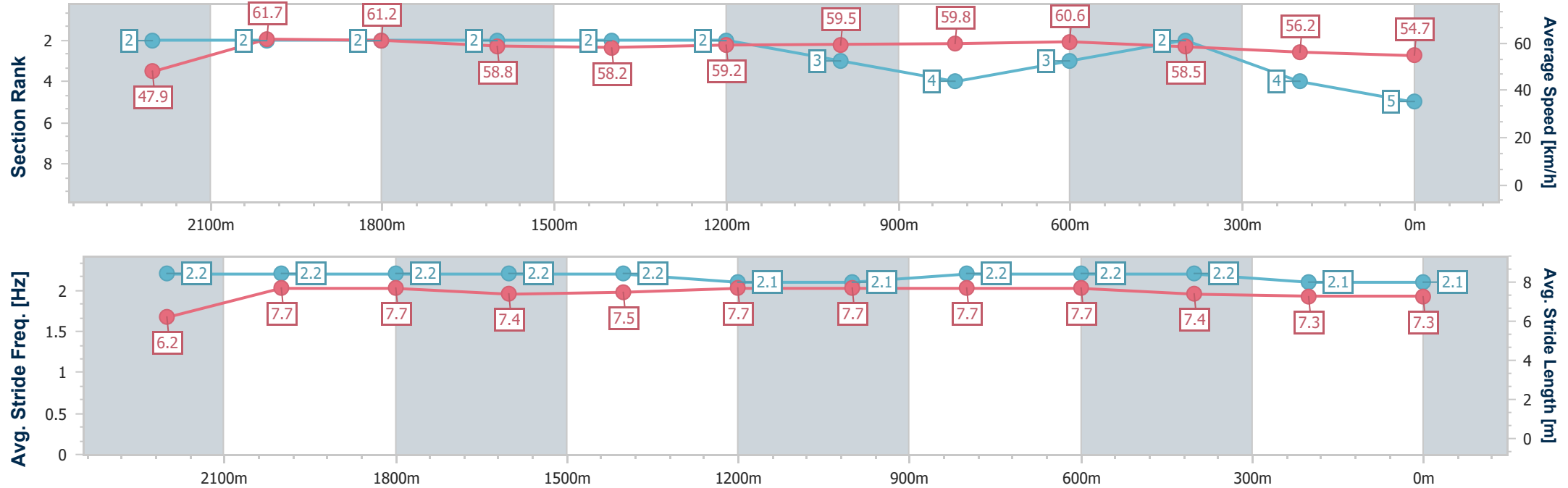
Horse/Jockey Name	The Claimant
Final Rank	5
Fastest Section Time (Section)	0:11.69 (2200m)
Top Speed [km/h] (Section)	63.6 (2000m)
Race State	Finished



Aquis Park Gold CoastProfessional
Race 6: ATTWOOD MARSHALL LAWYERS BENCHMARK 65
Handicap - 2400m
18 October 2025 - 16:24
Track Rating: Good 4, Weather: Fine, Rail Position: +7m 1000m-400m; +4m Remainder



Section	Overall	2200m	2000m	1800m	1600m	1400m	1200m	1000m	800m	600m	400m	200m	
Section Times	2:30.29 [5] (0:15.01)	2:15.28 [2] (0:11.69)	2:03.59 [2] (0:11.84)	1:51.75 [2] (0:12.32)	1:39.43 [2] (0:12.55)	1:26.88 [2] (0:12.18)	1:14.70 [2] (0:12.10)	1:02.60 [3] (0:12.17)	0:50.43 [4] (0:11.97)	0:38.46 [3] (0:12.41)	0:26.05 [2] (0:12.86)	0:13.19 [4] (0:13.19)	
Average Speed [km/h]	47.9	61.7	61.2	58.8	58.2	59.2	59.5	59.8	60.6	58.5	56.2	54.7	
Top Speed [km/h]	63.2	63.0	63.6	59.7	59.1	59.9	59.9	61.0	61.6	60.6	57.3	56.7	
Avg. Dist. to Rail [m]	2.8	0.2	0.8	2.4	2.4	3.0	1.8	1.9	2.6	1.8	2.5	3.8	
Avg. Stride Freq. [Hz]	2.2	2.2	2.2	2.2	2.2	2.1	2.1	2.2	2.2	2.2	2.1	2.1	
Avg. Stride Length [m]	6.2	7.7	7.7	7.4	7.5	7.7	7.7	7.7	7.7	7.4	7.3	7.3	



[] Ranking at each section and finish
-.-.- No data available at this section
NA No data available



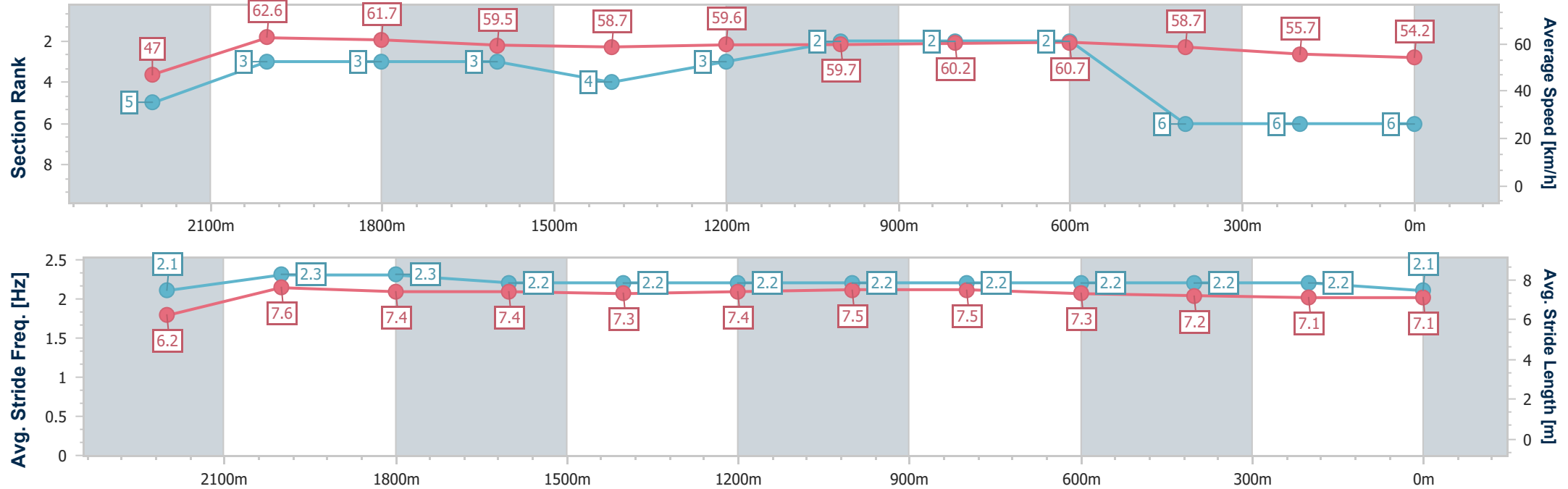
Horse/Jockey Name	Gripping
Final Rank	6
Fastest Section Time (Section)	0:11.53 (2200m)
Top Speed [km/h] (Section)	63.5 (Overall)
Race State	Finished



Aquis Park Gold CoastProfessional
Race 6: ATTWOOD MARSHALL LAWYERS BENCHMARK 65
Handicap - 2400m
18 October 2025 - 16:24
Track Rating: Good 4, Weather: Fine, Rail Position: +7m 1000m-400m; +4m Remainder



Section	Overall	2200m	2000m	1800m	1600m	1400m	1200m	1000m	800m	600m	400m	200m	
Section Times	2:30.62 [6] (0:15.33)	2:15.29 [5] (0:11.53)	2:03.76 [3] (0:11.79)	1:51.97 [3] (0:12.26)	1:39.71 [3] (0:12.58)	1:27.13 [4] (0:12.11)	1:15.02 [3] (0:12.07)	1:02.95 [2] (0:12.12)	0:50.83 [2] (0:12.00)	0:38.83 [2] (0:12.57)	0:26.26 [6] (0:12.97)	0:13.29 [6] (0:13.29)	
Average Speed [km/h]	47.0	62.6	61.7	59.5	58.7	59.6	59.7	60.2	60.7	58.7	55.7	54.2	
Top Speed [km/h]	63.5	63.4	62.3	61.0	60.2	60.5	60.1	61.7	61.3	60.2	57.5	55.2	
Avg. Dist. to Rail [m]	2.6	2.0	2.2	4.0	3.9	3.6	2.3	2.3	4.0	4.3	5.0	6.6	
Avg. Stride Freq. [Hz]	2.1	2.3	2.3	2.2	2.2	2.2	2.2	2.2	2.2	2.2	2.2	2.1	
Avg. Stride Length [m]	6.2	7.6	7.4	7.4	7.3	7.4	7.5	7.5	7.3	7.2	7.1	7.1	



[] Ranking at each section and finish
-.-.- No data available at this section
NA No data available



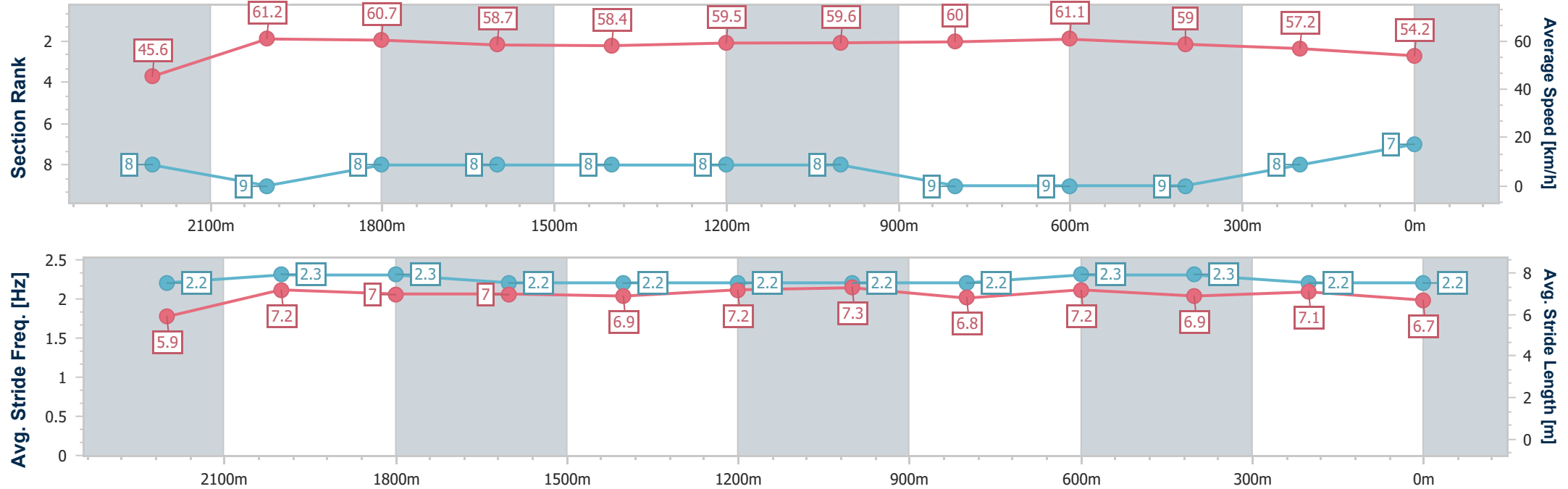
Horse/Jockey Name	Our Orator
Final Rank	7
Fastest Section Time (Section)	0:11.76 (2200m)
Top Speed [km/h] (Section)	62.2 (2000m)
Race State	Finished



Aquis Park Gold CoastProfessional
Race 6: ATTWOOD MARSHALL LAWYERS BENCHMARK 65
Handicap - 2400m
18 October 2025 - 16:24
Track Rating: Good 4, Weather: Fine, Rail Position: +7m 1000m-400m; +4m Remainder



Section	Overall	2200m	2000m	1800m	1600m	1400m	1200m	1000m	800m	600m	400m	200m	
Section Times	2:30.86 [7] (0:15.81)	2:15.05 [8] (0:11.76)	2:03.29 [9] (0:11.92)	1:51.37 [8] (0:12.24)	1:39.13 [8] (0:12.46)	1:26.67 [8] (0:12.13)	1:14.54 [8] (0:12.10)	1:02.44 [8] (0:12.12)	0:50.32 [9] (0:11.95)	0:38.37 [9] (0:12.38)	0:25.99 [9] (0:12.71)	0:13.28 [8] (0:13.28)	
Average Speed [km/h]	45.6	61.2	60.7	58.7	58.4	59.5	59.6	60.0	61.1	59.0	57.2	54.2	
Top Speed [km/h]	60.4	62.1	62.2	59.8	59.6	60.4	60.2	60.7	61.9	60.8	58.1	55.9	
Avg. Dist. to Rail [m]	4.7	1.1	0.6	1.1	1.6	3.0	2.1	2.6	3.7	3.7	5.7	8.5	
Avg. Stride Freq. [Hz]	2.2	2.3	2.3	2.2	2.2	2.2	2.2	2.2	2.3	2.3	2.2	2.2	
Avg. Stride Length [m]	5.9	7.2	7.0	7.0	6.9	7.2	7.3	6.8	7.2	6.9	7.1	6.7	





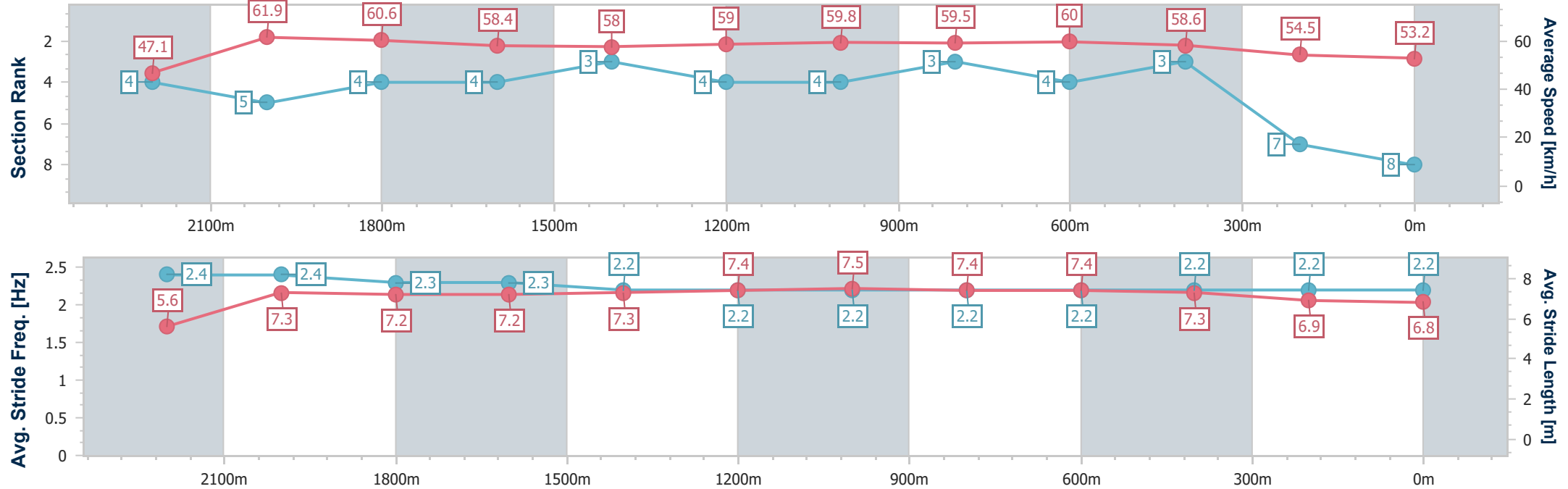
Horse/Jockey Name	Man Talk
Final Rank	8
Fastest Section Time (Section)	0:11.64 (2200m)
Top Speed [km/h] (Section)	62.3 (2200m)
Race State	Finished



Aquis Park Gold CoastProfessional
Race 6: ATTWOOD MARSHALL LAWYERS BENCHMARK 65
Handicap - 2400m
18 October 2025 - 16:24
Track Rating: Good 4, Weather: Fine, Rail Position: +7m 1000m-400m; +4m Remainder



Section	Overall	2200m	2000m	1800m	1600m	1400m	1200m	1000m	800m	600m	400m	200m	
Section Times	2:31.08 [8] (0:15.33)	2:15.75 [4] (0:11.64)	2:04.11 [5] (0:11.79)	1:52.32 [4] (0:12.25)	1:40.07 [4] (0:12.41)	1:27.66 [3] (0:12.21)	1:15.45 [4] (0:12.07)	1:03.38 [4] (0:12.15)	0:51.23 [3] (0:12.04)	0:39.19 [4] (0:12.42)	0:26.77 [3] (0:13.24)	0:13.53 [7] (0:13.53)	
Average Speed [km/h]	47.1	61.9	60.6	58.4	58.0	59.0	59.8	59.5	60.0	58.6	54.5	53.2	
Top Speed [km/h]	61.9	62.3	61.8	59.5	59.5	59.7	60.4	60.6	61.3	60.3	56.3	53.9	
Avg. Dist. to Rail [m]	3.3	1.7	2.1	0.6	1.0	1.3	1.1	2.0	1.8	1.7	1.7	2.8	
Avg. Stride Freq. [Hz]	2.4	2.4	2.3	2.3	2.2	2.2	2.2	2.2	2.2	2.2	2.2	2.2	
Avg. Stride Length [m]	5.6	7.3	7.2	7.2	7.3	7.4	7.5	7.4	7.4	7.3	6.9	6.8	



[] Ranking at each section and finish
- - - - No data available at this section
NA No data available



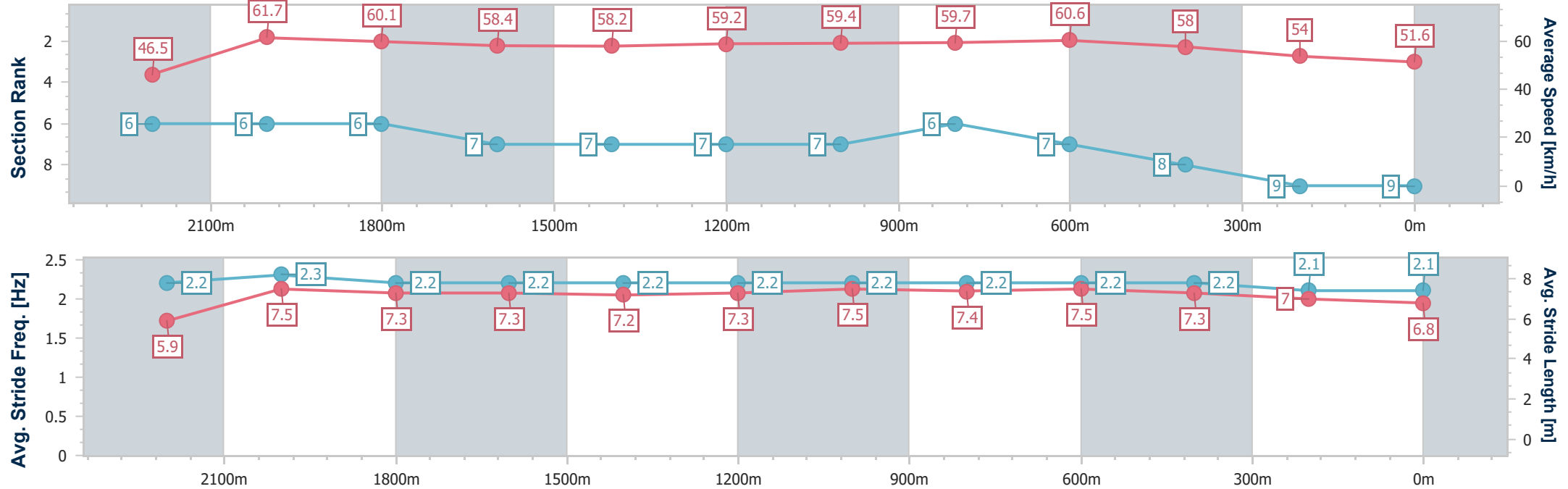
Horse/Jockey Name	Contreras
Final Rank	9
Fastest Section Time (Section)	0:11.71 (2200m)
Top Speed [km/h] (Section)	62.1 (2000m)
Race State	Finished



Aquis Park Gold CoastProfessional
Race 6: ATTWOOD MARSHALL LAWYERS BENCHMARK 65
Handicap - 2400m
18 October 2025 - 16:24
Track Rating: Good 4, Weather: Fine, Rail Position: +7m 1000m-400m; +4m Remainder



Section	Overall	2200m	2000m	1800m	1600m	1400m	1200m	1000m	800m	600m	400m	200m	
Section Times	2:32.03 [9] (0:15.47)	2:16.56 [6] (0:11.71)	2:04.85 [6] (0:11.94)	1:52.91 [6] (0:12.38)	1:40.53 [7] (0:12.45)	1:28.08 [7] (0:12.19)	1:15.89 [7] (0:12.08)	1:03.81 [7] (0:12.04)	0:51.77 [6] (0:11.92)	0:39.85 [7] (0:12.55)	0:27.30 [8] (0:13.38)	0:13.92 [9] (0:13.92)	
Average Speed [km/h]	46.5	61.7	60.1	58.4	58.2	59.2	59.4	59.7	60.6	58.0	54.0	51.6	
Top Speed [km/h]	60.8	62.1	62.1	59.7	59.8	60.6	59.9	60.7	61.5	59.7	55.6	53.0	
Avg. Dist. to Rail [m]	2.4	0.1	0.2	0.9	1.3	1.3	1.0	1.4	1.4	1.9	3.6	4.9	
Avg. Stride Freq. [Hz]	2.2	2.3	2.2	2.2	2.2	2.2	2.2	2.2	2.2	2.2	2.1	2.1	
Avg. Stride Length [m]	5.9	7.5	7.3	7.3	7.2	7.3	7.5	7.4	7.5	7.3	7.0	6.8	





Aquis Park Gold Coast Professional
Race 7: ATTWOOD MARSHALL LAWYERS BENCHMARK 65 Handicap - 1100m
18 October 2025 - 17:00



Track Rating: Good 4, Weather: Fine, Rail Position: +7m 1000m-400m; +4m Remainder

Section		Overall				1000m	800m	600m	400m	200m	Last 600m		
Field Times		1:03.70				0:55.52	0:44.74	0:34.19	0:23.14	0:11.67	0:34.19		
		(0:08.18)				(0:10.78)	(0:10.55)	(0:11.05)	(0:11.47)	(0:11.67)			
Rank	TAB	Horse/Jockey	Barrier	Top Speed [km/h]	Fastest Section						Margin	Distance Travelled [m]	
1	8	SCHEHERAZADE	4	69.8	0:08.50	1:03.70 [1]	0:55.20 [6]	0:44.43 [5]	0:33.88 [5]	0:22.98 [4]	0:11.67 [1]	1:03.70	0:33.88
		Dylan Turner		800m	Overall	(0:08.50)	(0:10.77)	(0:10.55)	(0:10.90)	(0:11.31)	(0:11.67)		
2	2	CUTEPI	3	68.8	0:08.75	1:03.95 [2]	0:55.20 [8]	0:44.34 [8]	0:33.64 [8]	0:22.67 [8]	0:11.61 [6]	1.3L	0:33.64 +11
		Brandon Lerena		1000m	Overall	(0:08.75)	(0:10.86)	(0:10.70)	(0:10.97)	(0:11.06)	(0:11.61)		
3	7	BOOMROUX	1	68.9	0:08.76	1:04.11 [3]	0:55.35 [9]	0:44.32 [9]	0:33.60 [9]	0:22.75 [9]	0:11.74 [8]	2.1L	0:33.60 +1
		Courtney Bellamy		800m	Overall	(0:08.76)	(0:11.03)	(0:10.72)	(0:10.85)	(0:11.01)	(0:11.74)		
4	5	MISHANI CROWN	8	68.7	0:08.44	1:04.30 [4]	0:55.86 [5]	0:44.93 [6]	0:34.11 [7]	0:23.09 [7]	0:11.87 [9]	3.1L	0:34.11 +10
		Olivia Kendal		800m	Overall	(0:08.44)	(0:10.93)	(0:10.82)	(0:11.02)	(0:11.22)	(0:11.87)		
5	3	THE GAMBLING GREEK	5	69.3	0:08.24	1:04.43 [5]	0:56.19 [2]	0:45.47 [1]	0:34.91 [2]	0:23.87 [1]	0:12.34 [2]	3.9L	0:34.91 +3
		Jasper Franklin		800m	Overall	(0:08.24)	(0:10.72)	(0:10.56)	(0:11.04)	(0:11.53)	(0:12.34)		
6	6	SHAPIN POWER	9	69.0	0:08.38	1:04.52 [6]	0:56.14 [3]	0:45.46 [4]	0:34.73 [4]	0:23.62 [5]	0:12.19 [5]	4.4L	0:34.73 +10
		Matthew Palmer		1000m	Overall	(0:08.38)	(0:10.68)	(0:10.73)	(0:11.11)	(0:11.43)	(0:12.19)		
7	9	STARSARISE	7	68.6	0:08.59	1:04.70 [7]	0:56.11 [7]	0:45.27 [7]	0:34.60 [6]	0:23.56 [6]	0:12.35 [7]	5.4L	0:34.60 +3
		Nozi Tomizawa		1000m	Overall	(0:08.59)	(0:10.84)	(0:10.67)	(0:11.04)	(0:11.21)	(0:12.35)		
8	4	LA PETITE MAISON	6	69.7	0:08.40	1:04.80 [8]	0:56.40 [4]	0:45.83 [2]	0:35.23 [3]	0:24.21 [2]	0:12.58 [3]	5.9L	0:35.23 +8
		Madeleine Wishart		1000m	Overall	(0:08.40)	(0:10.57)	(0:10.60)	(0:11.02)	(0:11.63)	(0:12.58)		
9	10	TOP BIRD	2	70.4	0:08.18	1:05.21 [9]	0:57.03 [1]	0:46.24 [3]	0:35.70 [1]	0:24.57 [3]	0:12.97 [4]	8.2L	0:35.70 +5
		Karl Zechner		800m	Overall	(0:08.18)	(0:10.79)	(0:10.54)	(0:11.13)	(0:11.60)	(0:12.97)		

Scratched: Krakarib (#1)



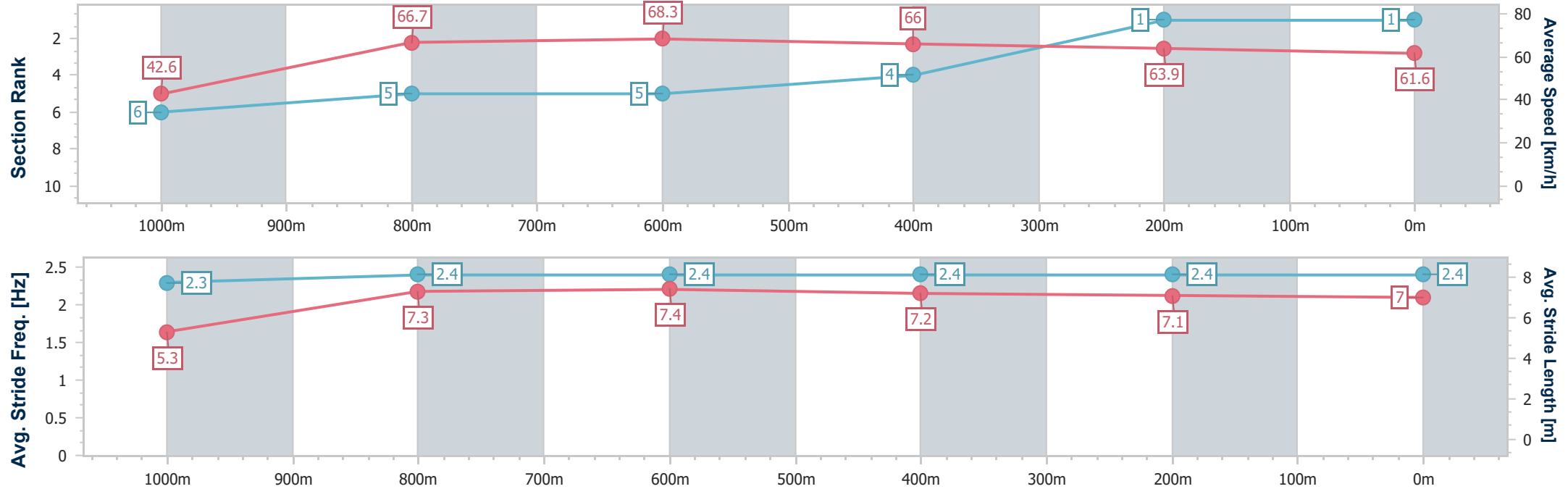
Horse/Jockey Name	Scheherazade
Final Rank	1
Fastest Section Time (Section)	0:08.50 (Overall)
Top Speed [km/h] (Section)	69.8 (800m)
Race State	Finished



Aquis Park Gold CoastProfessional
Race 7: ATTWOOD MARSHALL LAWYERS BENCHMARK 65
Handicap - 1100m
18 October 2025 - 17:00
Track Rating: Good 4, Weather: Fine, Rail Position: +7m 1000m-400m; +4m Remainder



Section	Overall	1000m	800m	600m	400m	200m								
Section Times	1:03.70 [1] (0:08.50)	0:55.20 [6] (0:10.77)	0:44.43 [5] (0:10.55)	0:33.88 [5] (0:10.90)	0:22.98 [4] (0:11.31)	0:11.67 [1] (0:11.67)								
Average Speed [km/h]	42.6	66.7	68.3	66.0	63.9	61.6								
Top Speed [km/h]	64.1	67.9	69.8	67.8	65.3	63.6								
Avg. Dist. to Rail [m]	3.9	0.8	0.7	0.9	0.6	1.5								
Avg. Stride Freq. [Hz]	2.3	2.4	2.4	2.4	2.4	2.4								
Avg. Stride Length [m]	5.3	7.3	7.4	7.2	7.1	7.0								





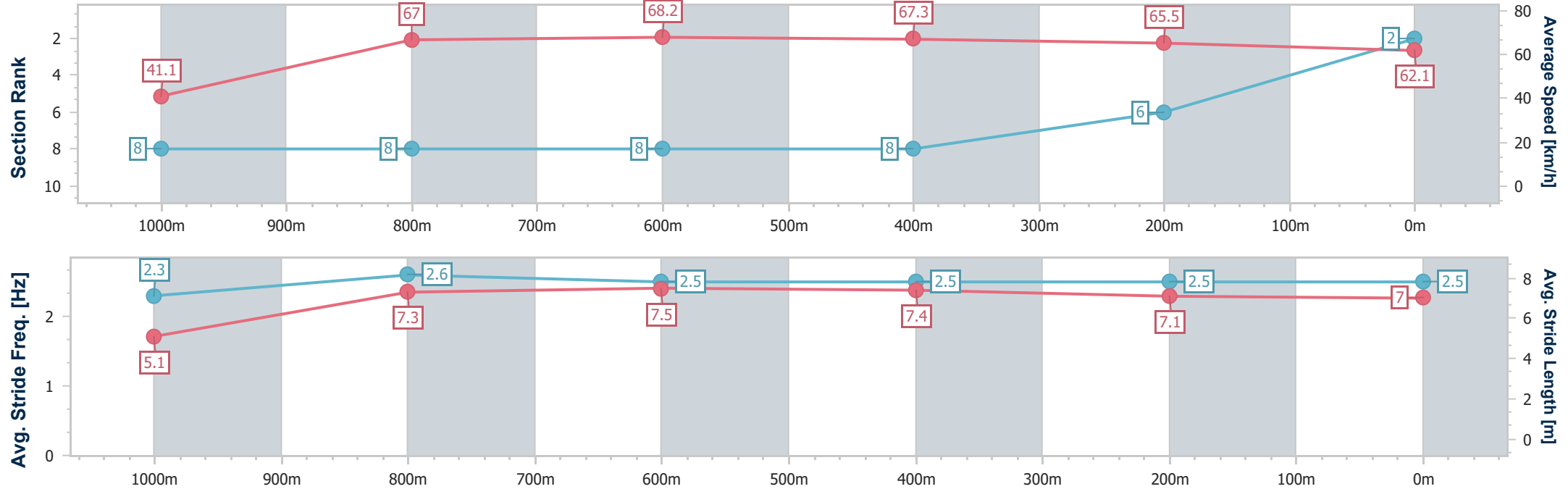
Horse/Jockey Name	Cutepi
Final Rank	2
Fastest Section Time (Section)	0:08.75 (Overall)
Top Speed [km/h] (Section)	68.8 (1000m)
Race State	Finished



Aquis Park Gold CoastProfessional
Race 7: ATTWOOD MARSHALL LAWYERS BENCHMARK 65
Handicap - 1100m
18 October 2025 - 17:00
Track Rating: Good 4, Weather: Fine, Rail Position: +7m 1000m-400m; +4m Remainder



Section	Overall	1000m	800m	600m	400m	200m								
Section Times	1:03.95 [2] (0:08.75)	0:55.20 [8] (0:10.86)	0:44.34 [8] (0:10.70)	0:33.64 [8] (0:10.97)	0:22.67 [8] (0:11.06)	0:11.61 [6] (0:11.61)								
Average Speed [km/h]	41.1	67.0	68.2	67.3	65.5	62.1								
Top Speed [km/h]	63.7	68.8	68.7	68.0	66.8	64.8								
Avg. Dist. to Rail [m]	4.1	2.3	3.0	4.7	6.8	9.3								
Avg. Stride Freq. [Hz]	2.3	2.6	2.5	2.5	2.5	2.5								
Avg. Stride Length [m]	5.1	7.3	7.5	7.4	7.1	7.0								





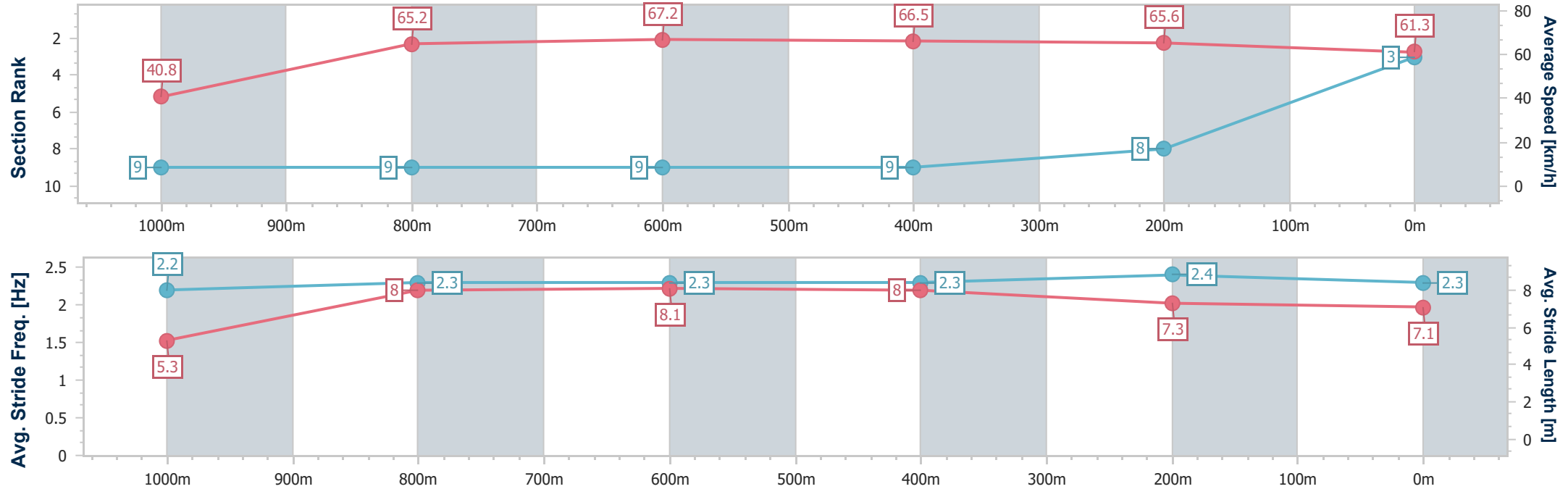
Horse/Jockey Name	Boomroux
Final Rank	3
Fastest Section Time (Section)	0:08.76 (Overall)
Top Speed [km/h] (Section)	68.9 (800m)
Race State	Finished



Aquis Park Gold CoastProfessional
Race 7: ATTWOOD MARSHALL LAWYERS BENCHMARK 65
Handicap - 1100m
18 October 2025 - 17:00
Track Rating: Good 4, Weather: Fine, Rail Position: +7m 1000m-
400m; +4m Remainder



Section	Overall	1000m	800m	600m	400m	200m								
Section Times	1:04.11 [3] (0:08.76)	0:55.35 [9] (0:11.03)	0:44.32 [9] (0:10.72)	0:33.60 [9] (0:10.85)	0:22.75 [9] (0:11.01)	0:11.74 [8] (0:11.74)								
Average Speed [km/h]	40.8	65.2	67.2	66.5	65.6	61.3								
Top Speed [km/h]	62.2	66.8	68.9	67.3	67.0	64.2								
Avg. Dist. to Rail [m]	1.9	1.2	0.8	1.1	2.9	5.8								
Avg. Stride Freq. [Hz]	2.2	2.3	2.3	2.3	2.4	2.3								
Avg. Stride Length [m]	5.3	8.0	8.1	8.0	7.3	7.1								



- [] Ranking at each section and finish
- .-.- No data available at this section
- NA No data available



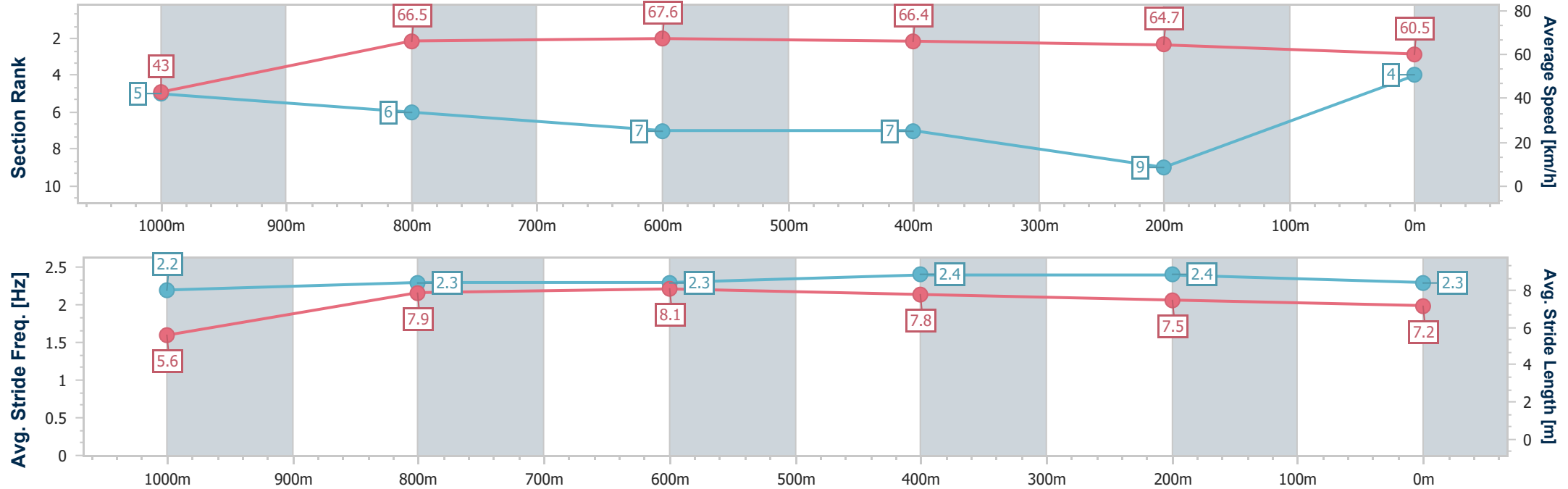
Horse/Jockey Name	Mishani Crown
Final Rank	4
Fastest Section Time (Section)	0:08.44 (Overall)
Top Speed [km/h] (Section)	68.7 (800m)
Race State	Finished



Aquis Park Gold CoastProfessional
Race 7: ATTWOOD MARSHALL LAWYERS BENCHMARK 65
Handicap - 1100m
18 October 2025 - 17:00
Track Rating: Good 4, Weather: Fine, Rail Position: +7m 1000m-
400m; +4m Remainder



Section	Overall	1000m	800m	600m	400m	200m								
Section Times	1:04.30 [4] (0:08.44)	0:55.86 [5] (0:10.93)	0:44.93 [6] (0:10.82)	0:34.11 [7] (0:11.02)	0:23.09 [7] (0:11.22)	0:11.87 [9] (0:11.87)								
Average Speed [km/h]	43.0	66.5	67.6	66.4	64.7	60.5								
Top Speed [km/h]	64.5	68.1	68.7	68.0	65.8	65.6								
Avg. Dist. to Rail [m]	9.0	2.8	3.3	3.2	5.0	7.4								
Avg. Stride Freq. [Hz]	2.2	2.3	2.3	2.4	2.4	2.3								
Avg. Stride Length [m]	5.6	7.9	8.1	7.8	7.5	7.2								





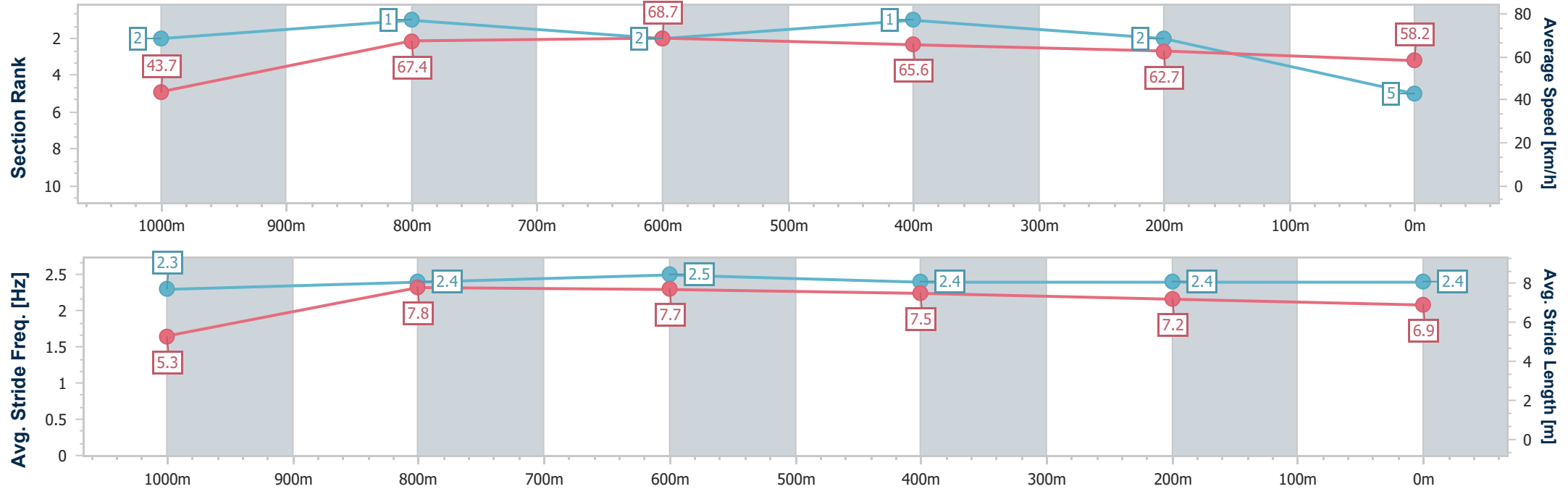
Horse/Jockey Name	The Gambling Greek
Final Rank	5
Fastest Section Time (Section)	0:08.24 (Overall)
Top Speed [km/h] (Section)	69.3 (800m)
Race State	Finished



Aquis Park Gold CoastProfessional
Race 7: ATTWOOD MARSHALL LAWYERS BENCHMARK 65
Handicap - 1100m
18 October 2025 - 17:00
Track Rating: Good 4, Weather: Fine, Rail Position: +7m 1000m-
400m; +4m Remainder



Section	Overall	1000m	800m	600m	400m	200m								
Section Times	1:04.43 [5] (0:08.24)	0:56.19 [2] (0:10.72)	0:45.47 [1] (0:10.56)	0:34.91 [2] (0:11.04)	0:23.87 [1] (0:11.53)	0:12.34 [2] (0:12.34)								
Average Speed [km/h]	43.7	67.4	68.7	65.6	62.7	58.2								
Top Speed [km/h]	66.4	68.9	69.3	67.6	64.8	60.4								
Avg. Dist. to Rail [m]	5.5	1.0	2.0	1.4	1.7	2.3								
Avg. Stride Freq. [Hz]	2.3	2.4	2.5	2.4	2.4	2.4								
Avg. Stride Length [m]	5.3	7.8	7.7	7.5	7.2	6.9								



[] Ranking at each section and finish
- - - - No data available at this section
NA No data available



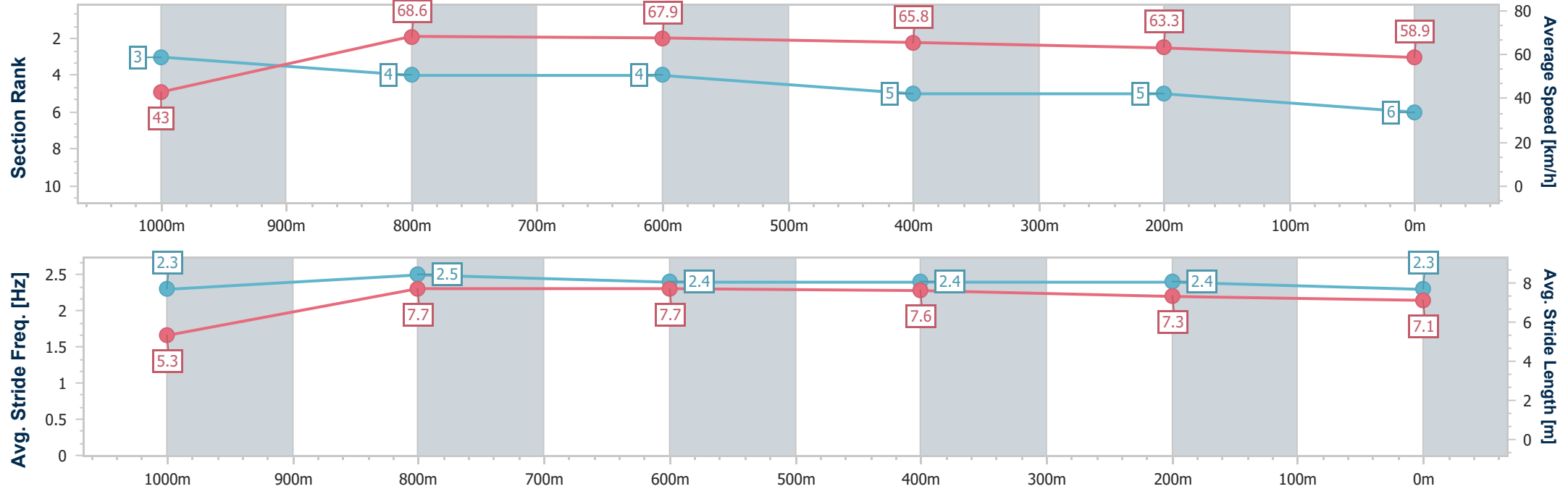
Horse/Jockey Name	Shapin Power
Final Rank	6
Fastest Section Time (Section)	0:08.38 (Overall)
Top Speed [km/h] (Section)	69.0 (1000m)
Race State	Finished



Aquis Park Gold CoastProfessional
Race 7: ATTWOOD MARSHALL LAWYERS BENCHMARK 65
Handicap - 1100m
18 October 2025 - 17:00
Track Rating: Good 4, Weather: Fine, Rail Position: +7m 1000m-
400m; +4m Remainder



Section	Overall	1000m	800m	600m	400m	200m								
Section Times	1:04.52 [6] (0:08.38)	0:56.14 [3] (0:10.68)	0:45.46 [4] (0:10.73)	0:34.73 [4] (0:11.11)	0:23.62 [5] (0:11.43)	0:12.19 [5] (0:12.19)								
Average Speed [km/h]	43.0	68.6	67.9	65.8	63.3	58.9								
Top Speed [km/h]	66.8	69.0	68.8	66.7	65.5	62.6								
Avg. Dist. to Rail [m]	8.9	3.4	3.5	2.9	4.8	7.1								
Avg. Stride Freq. [Hz]	2.3	2.5	2.4	2.4	2.4	2.3								
Avg. Stride Length [m]	5.3	7.7	7.7	7.6	7.3	7.1								



- [] Ranking at each section and finish
- .-.- No data available at this section
- NA No data available



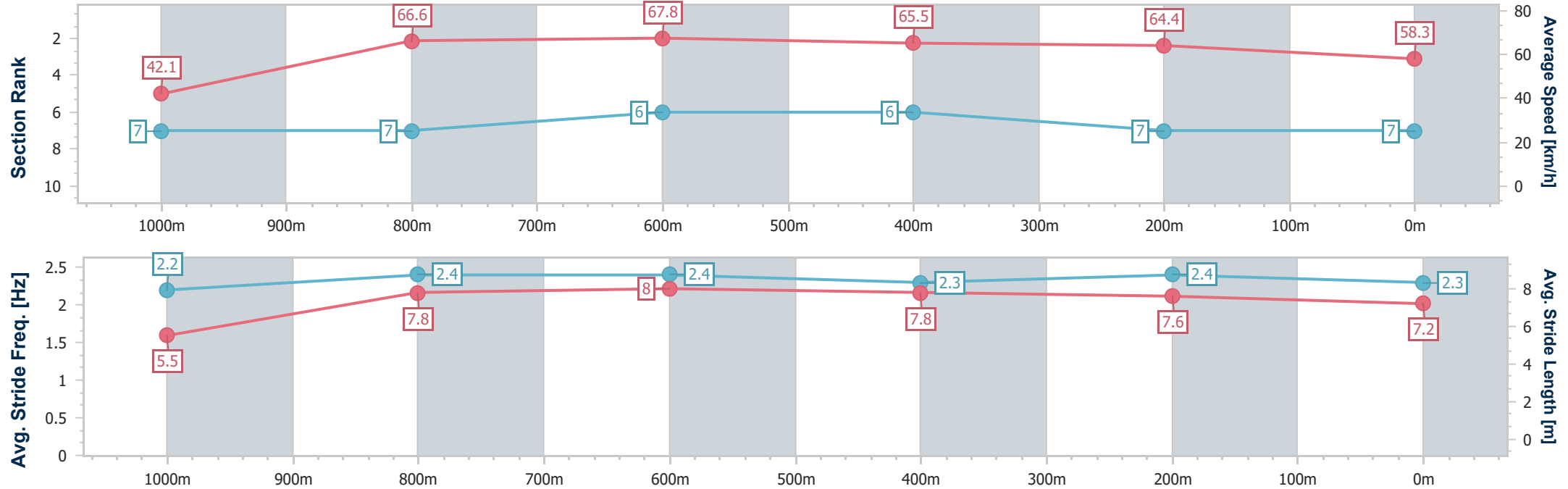
Horse/Jockey Name	Starsarise
Final Rank	7
Fastest Section Time (Section)	0:08.59 (Overall)
Top Speed [km/h] (Section)	68.6 (1000m)
Race State	Finished



Aquis Park Gold CoastProfessional
Race 7: ATTWOOD MARSHALL LAWYERS BENCHMARK 65
Handicap - 1100m
18 October 2025 - 17:00
Track Rating: Good 4, Weather: Fine, Rail Position: +7m 1000m-
400m; +4m Remainder



Section	Overall	1000m	800m	600m	400m	200m								
Section Times	1:04.70 [7] (0:08.59)	0:56.11 [7] (0:10.84)	0:45.27 [7] (0:10.67)	0:34.60 [6] (0:11.04)	0:23.56 [6] (0:11.21)	0:12.35 [7] (0:12.35)								
Average Speed [km/h]	42.1	66.6	67.8	65.5	64.4	58.3								
Top Speed [km/h]	63.4	68.6	68.4	68.2	65.8	62.0								
Avg. Dist. to Rail [m]	7.2	1.1	0.8	1.3	1.9	3.3								
Avg. Stride Freq. [Hz]	2.2	2.4	2.4	2.3	2.4	2.3								
Avg. Stride Length [m]	5.5	7.8	8.0	7.8	7.6	7.2								





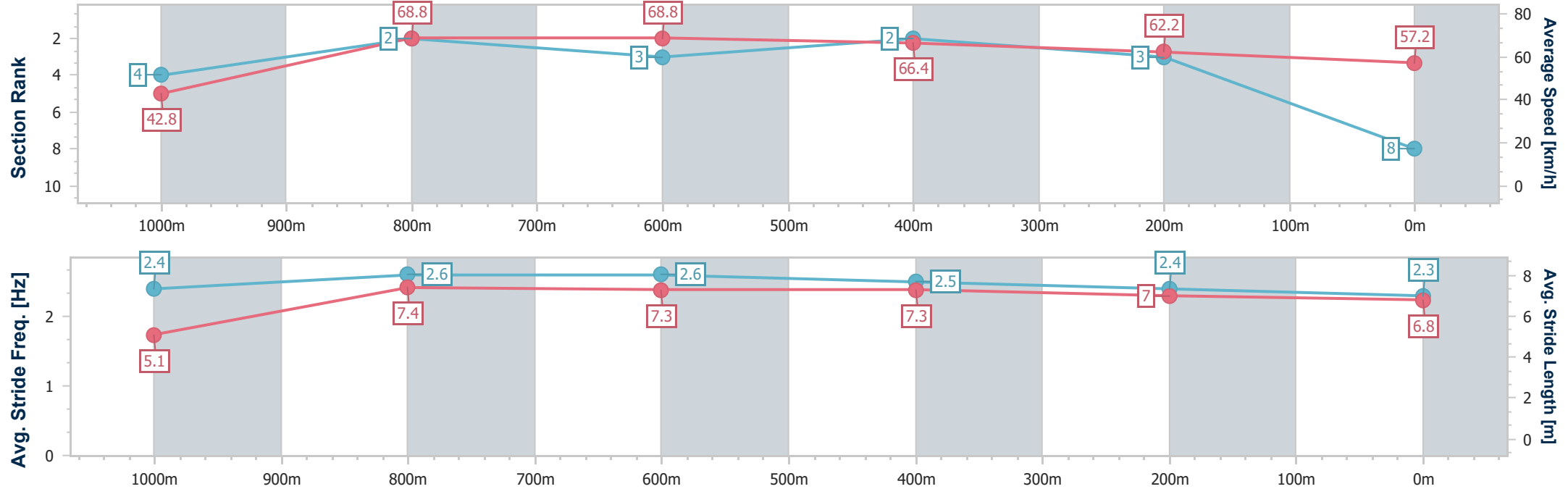
Horse/Jockey Name	La Petite Maison
Final Rank	8
Fastest Section Time (Section)	0:08.40 (Overall)
Top Speed [km/h] (Section)	69.7 (1000m)
Race State	Finished



Aquis Park Gold CoastProfessional
Race 7: ATTWOOD MARSHALL LAWYERS BENCHMARK 65
Handicap - 1100m
18 October 2025 - 17:00
Track Rating: Good 4, Weather: Fine, Rail Position: +7m 1000m-400m; +4m Remainder



Section	Overall	1000m	800m	600m	400m	200m								
Section Times	1:04.80 [8] (0:08.40)	0:56.40 [4] (0:10.57)	0:45.83 [2] (0:10.60)	0:35.23 [3] (0:11.02)	0:24.21 [2] (0:11.63)	0:12.58 [3] (0:12.58)								
Average Speed [km/h]	42.8	68.8	68.8	66.4	62.2	57.2								
Top Speed [km/h]	65.6	69.7	69.5	68.0	63.6	60.3								
Avg. Dist. to Rail [m]	6.9	2.1	4.4	2.9	3.1	5.2								
Avg. Stride Freq. [Hz]	2.4	2.6	2.6	2.5	2.4	2.3								
Avg. Stride Length [m]	5.1	7.4	7.3	7.3	7.0	6.8								





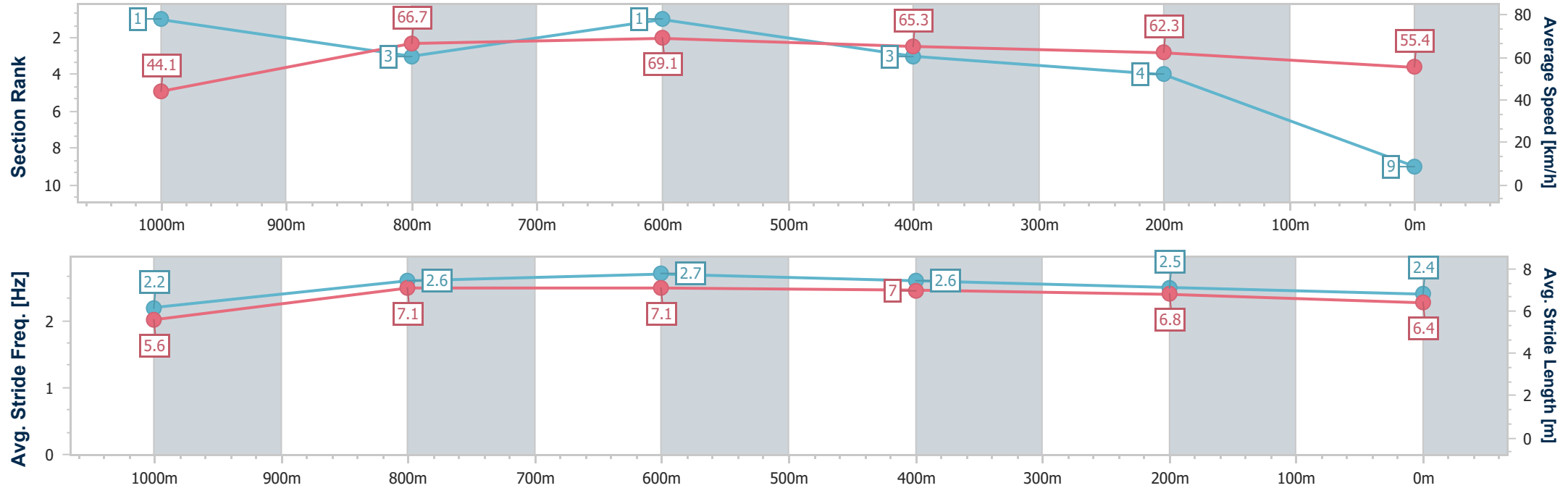
Horse/Jockey Name	Top Bird
Final Rank	9
Fastest Section Time (Section)	0:08.18 (Overall)
Top Speed [km/h] (Section)	70.4 (800m)
Race State	Finished



Aquis Park Gold CoastProfessional
Race 7: ATTWOOD MARSHALL LAWYERS BENCHMARK 65
Handicap - 1100m
18 October 2025 - 17:00
Track Rating: Good 4, Weather: Fine, Rail Position: +7m 1000m-
400m; +4m Remainder



Section	Overall	1000m	800m	600m	400m	200m								
Section Times	1:05.21 [9] (0:08.18)	0:57.03 [1] (0:10.79)	0:46.24 [3] (0:10.54)	0:35.70 [1] (0:11.13)	0:24.57 [3] (0:11.60)	0:12.97 [4] (0:12.97)								
Average Speed [km/h]	44.1	66.7	69.1	65.3	62.3	55.4								
Top Speed [km/h]	66.0	68.5	70.4	67.7	64.4	59.8								
Avg. Dist. to Rail [m]	2.8	1.4	3.5	1.9	2.0	1.6								
Avg. Stride Freq. [Hz]	2.2	2.6	2.7	2.6	2.5	2.4								
Avg. Stride Length [m]	5.6	7.1	7.1	7.0	6.8	6.4								





Aquis Park Gold Coast Professional
Race 8: VALE KAYE TINSLEY Class 1 Plate - 1800m
18 October 2025 - 17:33



Track Rating: Good 4, Weather: Fine, Rail Position: +7m 1000m-400m; +4m Remainder

Section					Overall	1600m	1400m	1200m	1000m	800m	600m	Last 600m			
Field Times					1:49.57 (0:13.94)	1:35.63 (0:11.50)	1:24.13 (0:11.65)	1:12.48 (0:12.29)	1:00.19 (0:12.41)	0:47.78 (0:12.18)	0:35.60 (0:11.80)	0:35.60			
Rank	TAB	Horse/Jockey	Barrier	Top Speed [km/h]	Fastest Section										Distance Travelled [m]
1	7	AMAHNI'S GIRL	6	65.0	0:11.50	1:49.57 [1]	1:35.63 [1]	1:24.13 [1]	1:12.48 [1]	1:00.19 [1]	0:47.78 [1]	0:35.60 [1]	0:35.60		
		Dylan Turner		Overall	1600m	(0:13.94)	(0:11.50)	(0:11.65)	(0:12.29)	(0:12.41)	(0:12.18)	(0:11.80)			
2	2	HE'S A SAINT	3	63.9	0:11.53	1:50.04 [2]	1:34.60 [9]	1:22.90 [9]	1:11.37 [9]	0:59.49 [9]	0:47.14 [9]	0:35.20 [9]	0:35.20	+5	
		Courtney Bellamy		1600m	1400m	(0:15.44)	(0:11.70)	(0:11.53)	(0:11.88)	(0:12.35)	(0:11.94)	(0:11.69)			
3	6	WELLY	7	62.8	0:11.72	1:50.22 [3]	1:35.95 [4]	1:24.19 [4]	1:12.47 [4]	1:00.34 [4]	0:47.99 [4]	0:36.04 [3]	0:36.04	+6	
		Chelsea Baker		600m	1400m	(0:14.27)	(0:11.76)	(0:11.72)	(0:12.13)	(0:12.35)	(0:11.95)	(0:11.81)			
4	10	MAD ANA	9	65.8	0:11.67	1:50.42 [4]	1:35.44 [8]	1:23.77 [7]	1:12.10 [7]	1:00.04 [7]	0:47.67 [7]	0:35.69 [8]	0:35.69	+11	
		Brandon Lerena		1600m	1600m	(0:14.98)	(0:11.67)	(0:11.67)	(0:12.06)	(0:12.37)	(0:11.98)	(0:11.69)			
5	8	CAVARETTA	1	65.0	0:11.70	1:50.66 [5]	1:36.55 [2]	1:24.72 [3]	1:13.02 [3]	1:00.88 [3]	0:48.58 [3]	0:36.45 [4]	0:36.45	+5	
		Ron Stewart		Overall	1400m	(0:14.11)	(0:11.83)	(0:11.70)	(0:12.14)	(0:12.30)	(0:12.13)	(0:11.78)			
6	1	AYASAKI	2	63.9	0:11.77	1:50.70 [6]	1:36.34 [5]	1:24.45 [5]	1:12.68 [5]	1:00.56 [5]	0:48.22 [5]	0:36.18 [5]	0:36.18	+2	
		Noriyuki Masuda		Overall	1400m	(0:14.36)	(0:11.89)	(0:11.77)	(0:12.12)	(0:12.34)	(0:12.04)	(0:11.87)			
7	3	MAGIC OF MILLO	4	63.5	0:11.78	1:51.15 [7]	1:36.46 [7]	1:24.49 [8]	1:12.68 [8]	1:00.69 [8]	0:48.37 [8]	0:36.54 [7]	0:36.54	+1	
		Matthew Palmer		1600m	600m	(0:14.69)	(0:11.97)	(0:11.81)	(0:11.99)	(0:12.32)	(0:11.83)	(0:11.78)			
8	4	ROCKRATA	5	64.4	0:11.63	1:51.58 [8]	1:37.44 [3]	1:25.81 [2]	1:14.09 [2]	1:01.93 [2]	0:49.62 [2]	0:37.47 [2]	0:37.47	+4	
		Tiffani Brooker		Overall	1600m	(0:14.14)	(0:11.63)	(0:11.72)	(0:12.16)	(0:12.31)	(0:12.15)	(0:12.01)			
9	9	LEXY ROSE	8	63.7	0:11.75	1:51.79 [9]	1:37.36 [6]	1:25.47 [6]	1:13.72 [6]	1:01.63 [6]	0:49.28 [6]	0:37.24 [6]	0:37.24	+8	
		Jasper Franklin		1600m	1400m	(0:14.43)	(0:11.89)	(0:11.75)	(0:12.09)	(0:12.35)	(0:12.04)	(0:11.81)			

Scratched: Throttle Response (#5)



Aquis Park Gold Coast Professional
Race 8: VALE KAYE TINSLEY Class 1 Plate - 1800m
18 October 2025 - 17:33



Track Rating: Good 4, Weather: Fine, Rail Position: +7m 1000m-400m; +4m Remainder

Section						400m	200m			Last 600m
Field Times						0:23.80 (0:11.79)	0:12.01 (0:12.01)			0:35.60
Rank	TAB	Horse/Jockey	Barrier	Top Speed [km/h]	Fastest Section			Margin		
1	7	AMAHNI'S GIRL	6	65.0	0:11.50	0:23.80 [1]	0:12.01 [1]	1:49.57		0:35.60
		Dylan Turner		Overall	1600m	(0:11.79)	(0:12.01)			
2	2	HE'S A SAINT	3	63.9	0:11.53	0:23.51 [9]	0:11.70 [5]	2.5L		0:35.20 +5
		Courtney Bellamy		1600m	1400m	(0:11.81)	(0:11.70)			
3	6	WELLY	7	62.8	0:11.72	0:24.23 [2]	0:12.35 [2]	3.5L		0:36.04 +6
		Chelsea Baker		600m	1400m	(0:11.88)	(0:12.35)			
4	10	MAD ANA	9	65.8	0:11.67	0:24.00 [8]	0:12.33 [4]	4.5L		0:35.69 +11
		Brandon Lerena		1600m	1600m	(0:11.67)	(0:12.33)			
5	8	CAVARETTA	1	65.0	0:11.70	0:24.67 [3]	0:12.73 [3]	5.8L		0:36.45 +5
		Ron Stewart		Overall	1400m	(0:11.94)	(0:12.73)			
6	1	AYASAKI	2	63.9	0:11.77	0:24.31 [7]	0:12.28 [7]	6L		0:36.18 +2
		Noriyuki Masuda		Overall	1400m	(0:12.03)	(0:12.28)			
7	3	MAGIC OF MILLO	4	63.5	0:11.78	0:24.76 [6]	0:12.65 [9]	8.5L		0:36.54 +1
		Matthew Palmer		1600m	600m	(0:12.11)	(0:12.65)			
8	4	ROCKRATA	5	64.4	0:11.63	0:25.46 [4]	0:13.17 [6]	10.8L		0:37.47 +4
		Tiffani Brooker		Overall	1600m	(0:12.29)	(0:13.17)			
9	9	LEXY ROSE	8	63.7	0:11.75	0:25.43 [5]	0:13.32 [8]	11.8L		0:37.24 +8
		Jasper Franklin		1600m	1400m	(0:12.11)	(0:13.32)			

Scratched: Throttle Response (#5)



Horse/Jockey Name	Amahni's Girl
Final Rank	1
Fastest Section Time (Section)	0:11.50 (1600m)
Top Speed [km/h] (Section)	65.0 (Overall)
Race State	Finished

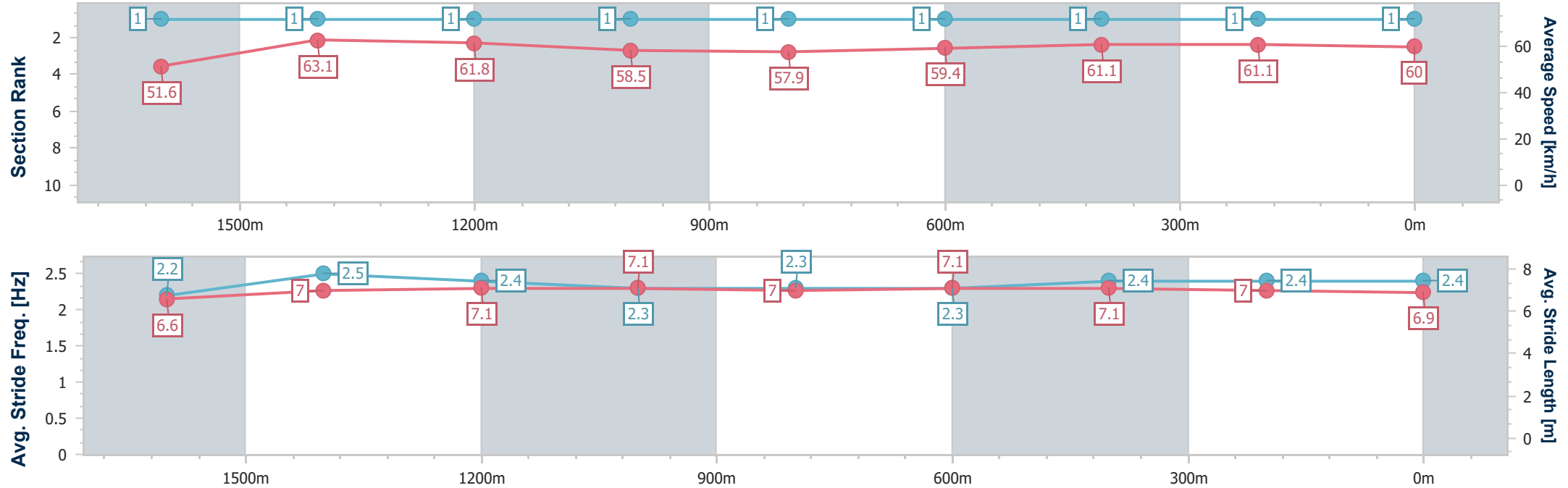


Aquis Park Gold CoastProfessional
Race 8: VALE KAYE TINSLEY Class 1 Plate - 1800m



18 October 2025 - 17:33
Track Rating: Good 4, Weather: Fine, Rail Position: +7m 1000m-400m; +4m Remainder

Section	Overall	1600m	1400m	1200m	1000m	800m	600m	400m	200m				
Section Times	1:49.57 [1] (0:13.94)	1:35.63 [1] (0:11.50)	1:24.13 [1] (0:11.65)	1:12.48 [1] (0:12.29)	1:00.19 [1] (0:12.41)	0:47.78 [1] (0:12.18)	0:35.60 [1] (0:11.80)	0:23.80 [1] (0:11.79)	0:12.01 [1] (0:12.01)				
Average Speed [km/h]	51.6	63.1	61.8	58.5	57.9	59.4	61.1	61.1	60.0				
Top Speed [km/h]	65.0	63.9	63.1	60.9	58.8	60.6	62.5	61.8	61.7				
Avg. Dist. to Rail [m]	4.9	1.1	0.8	1.0	1.3	1.0	0.8	0.7	0.4				
Avg. Stride Freq. [Hz]	2.2	2.5	2.4	2.3	2.3	2.3	2.4	2.4	2.4				
Avg. Stride Length [m]	6.6	7.0	7.1	7.1	7.0	7.1	7.1	7.0	6.9				



[] Ranking at each section and finish
- - - - No data available at this section
NA No data available



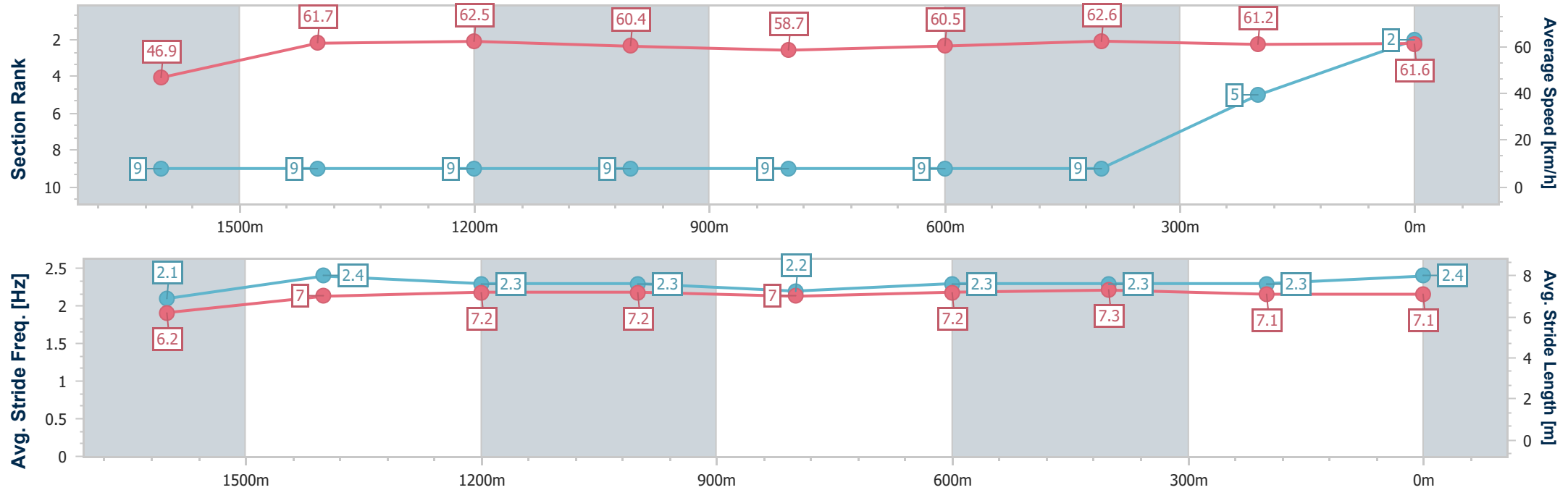
Horse/Jockey Name	He's A Saint
Final Rank	2
Fastest Section Time (Section)	0:11.53 (1400m)
Top Speed [km/h] (Section)	63.9 (1600m)
Race State	Finished



Aquis Park Gold CoastProfessional
Race 8: VALE KAYE TINSLEY Class 1 Plate - 1800m
18 October 2025 - 17:33
Track Rating: Good 4, Weather: Fine, Rail Position: +7m 1000m-400m; +4m Remainder



Section	Overall	1600m	1400m	1200m	1000m	800m	600m	400m	200m				
Section Times	1:50.04 [2] (0:15.44)	1:34.60 [9] (0:11.70)	1:22.90 [9] (0:11.53)	1:11.37 [9] (0:11.88)	0:59.49 [9] (0:12.35)	0:47.14 [9] (0:11.94)	0:35.20 [9] (0:11.69)	0:23.51 [9] (0:11.81)	0:11.70 [5] (0:11.70)				
Average Speed [km/h]	46.9	61.7	62.5	60.4	58.7	60.5	62.6	61.2	61.6				
Top Speed [km/h]	60.1	63.9	63.9	62.9	61.0	62.3	63.5	62.8	62.5				
Avg. Dist. to Rail [m]	2.8	1.1	0.9	0.9	1.5	1.7	2.9	5.1	5.7				
Avg. Stride Freq. [Hz]	2.1	2.4	2.3	2.3	2.2	2.3	2.3	2.3	2.4				
Avg. Stride Length [m]	6.2	7.0	7.2	7.2	7.0	7.2	7.3	7.1	7.1				





Horse/Jockey Name	Welly
Final Rank	3
Fastest Section Time (Section)	0:11.72 (1400m)
Top Speed [km/h] (Section)	62.8 (600m)
Race State	Finished

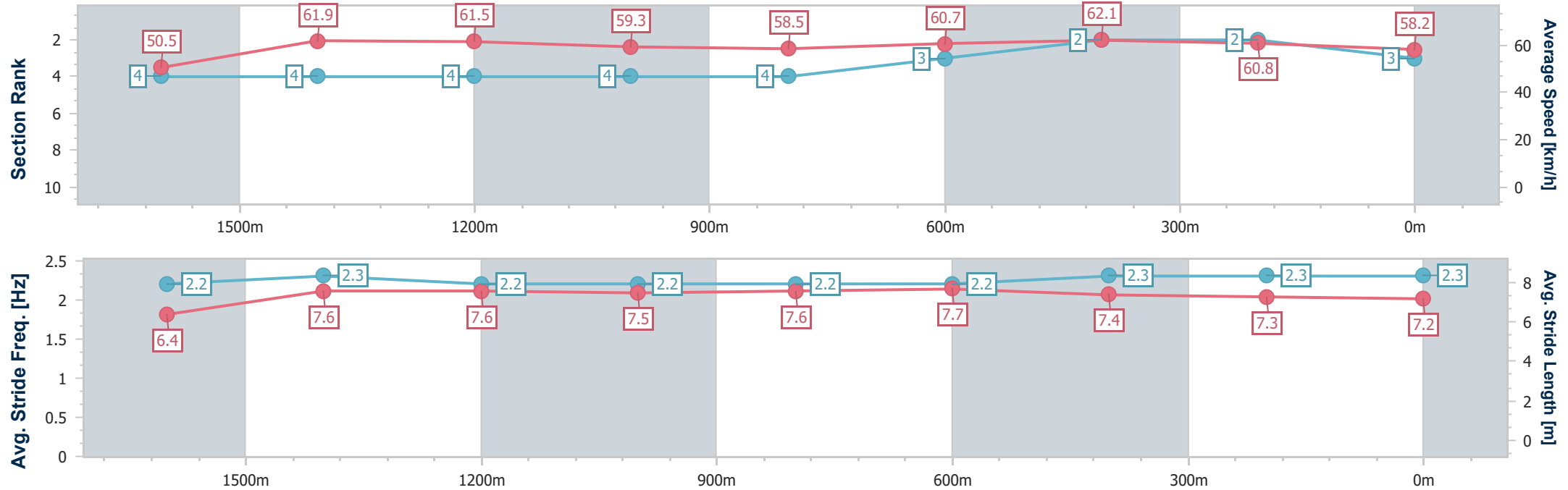


Aquis Park Gold CoastProfessional
Race 8: VALE KAYE TINSLEY Class 1 Plate - 1800m



18 October 2025 - 17:33
Track Rating: Good 4, Weather: Fine, Rail Position: +7m 1000m-400m; +4m Remainder

Section	Overall	1600m	1400m	1200m	1000m	800m	600m	400m	200m				
Section Times	1:50.22 [3] (0:14.27)	1:35.95 [4] (0:11.76)	1:24.19 [4] (0:11.72)	1:12.47 [4] (0:12.13)	1:00.34 [4] (0:12.35)	0:47.99 [4] (0:11.95)	0:36.04 [3] (0:11.81)	0:24.23 [2] (0:11.88)	0:12.35 [2] (0:12.35)				
Average Speed [km/h]	50.5	61.9	61.5	59.3	58.5	60.7	62.1	60.8	58.2				
Top Speed [km/h]	62.2	62.7	62.6	61.3	60.2	62.0	62.8	61.4	59.8				
Avg. Dist. to Rail [m]	6.1	1.9	1.6	1.1	1.6	2.1	3.4	3.3	3.0				
Avg. Stride Freq. [Hz]	2.2	2.3	2.2	2.2	2.2	2.2	2.3	2.3	2.3				
Avg. Stride Length [m]	6.4	7.6	7.6	7.5	7.6	7.7	7.4	7.3	7.2				



- [] Ranking at each section and finish
- .-.- No data available at this section
- NA No data available



Horse/Jockey Name	Mad Ana
Final Rank	4
Fastest Section Time (Section)	0:11.67 (1600m)
Top Speed [km/h] (Section)	65.8 (1600m)
Race State	Finished

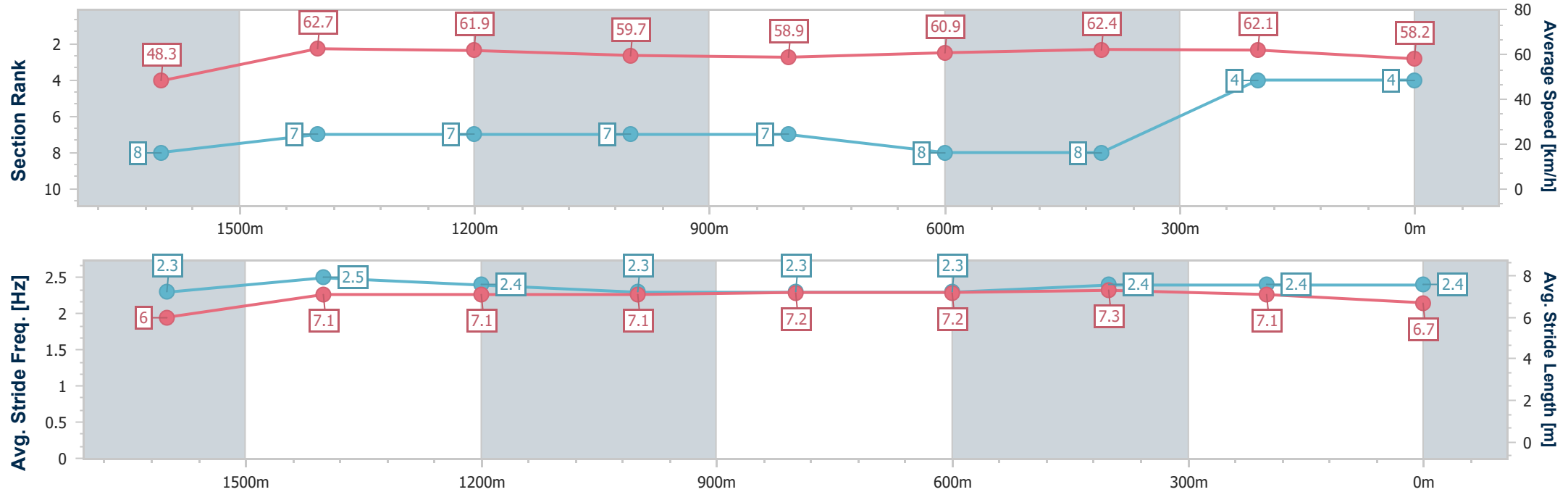


Aquis Park Gold CoastProfessional
Race 8: VALE KAYE TINSLEY Class 1 Plate - 1800m



18 October 2025 - 17:33
Track Rating: Good 4, Weather: Fine, Rail Position: +7m 1000m-400m; +4m Remainder

Section	Overall	1600m	1400m	1200m	1000m	800m	600m	400m	200m				
Section Times	1:50.42 [4] (0:14.98)	1:35.44 [8] (0:11.67)	1:23.77 [7] (0:11.67)	1:12.10 [7] (0:12.06)	1:00.04 [7] (0:12.37)	0:47.67 [7] (0:11.98)	0:35.69 [8] (0:11.69)	0:24.00 [8] (0:11.67)	0:12.33 [4] (0:12.33)				
Average Speed [km/h]	48.3	62.7	61.9	59.7	58.9	60.9	62.4	62.1	58.2				
Top Speed [km/h]	62.0	65.8	64.7	62.2	61.9	62.7	63.7	63.6	60.6				
Avg. Dist. to Rail [m]	7.2	2.5	3.7	2.1	2.3	3.7	3.0	3.2	2.7				
Avg. Stride Freq. [Hz]	2.3	2.5	2.4	2.3	2.3	2.3	2.4	2.4	2.4				
Avg. Stride Length [m]	6.0	7.1	7.1	7.1	7.2	7.2	7.3	7.1	6.7				



- [] Ranking at each section and finish
- .-.- No data available at this section
- NA No data available



Horse/Jockey Name	Cavaretta
Final Rank	5
Fastest Section Time (Section)	0:11.70 (1400m)
Top Speed [km/h] (Section)	65.0 (Overall)
Race State	Finished

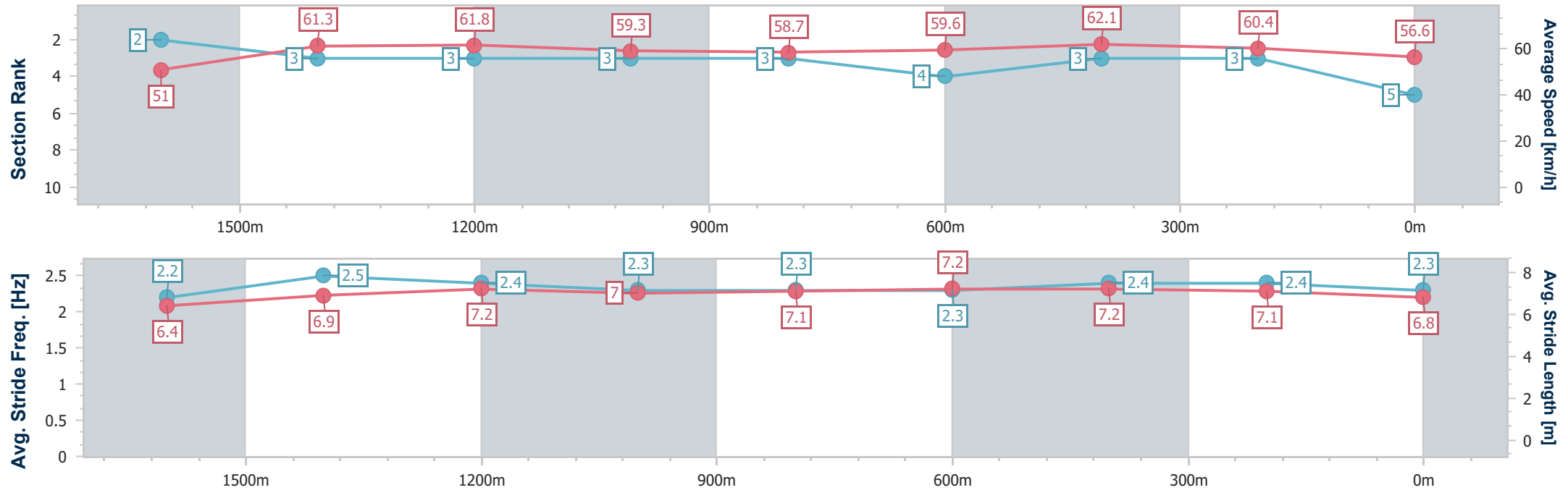


Aquis Park Gold CoastProfessional
Race 8: VALE KAYE TINSLEY Class 1 Plate - 1800m



18 October 2025 - 17:33
Track Rating: Good 4, Weather: Fine, Rail Position: +7m 1000m-400m; +4m Remainder

Section	Overall	1600m	1400m	1200m	1000m	800m	600m	400m	200m				
Section Times	1:50.66 [5] (0:14.11)	1:36.55 [2] (0:11.83)	1:24.72 [3] (0:11.70)	1:13.02 [3] (0:12.14)	1:00.88 [3] (0:12.30)	0:48.58 [3] (0:12.13)	0:36.45 [4] (0:11.78)	0:24.67 [3] (0:11.94)	0:12.73 [3] (0:12.73)				
Average Speed [km/h]	51.0	61.3	61.8	59.3	58.7	59.6	62.1	60.4	56.6				
Top Speed [km/h]	65.0	62.8	63.6	61.7	60.0	62.0	63.2	62.7	58.7				
Avg. Dist. to Rail [m]	1.4	1.3	2.9	1.7	1.6	1.7	2.7	2.8	1.3				
Avg. Stride Freq. [Hz]	2.2	2.5	2.4	2.3	2.3	2.3	2.4	2.4	2.3				
Avg. Stride Length [m]	6.4	6.9	7.2	7.0	7.1	7.2	7.2	7.1	6.8				





Horse/Jockey Name	Ayasaki
Final Rank	6
Fastest Section Time (Section)	0:11.77 (1400m)
Top Speed [km/h] (Section)	63.9 (Overall)
Race State	Finished

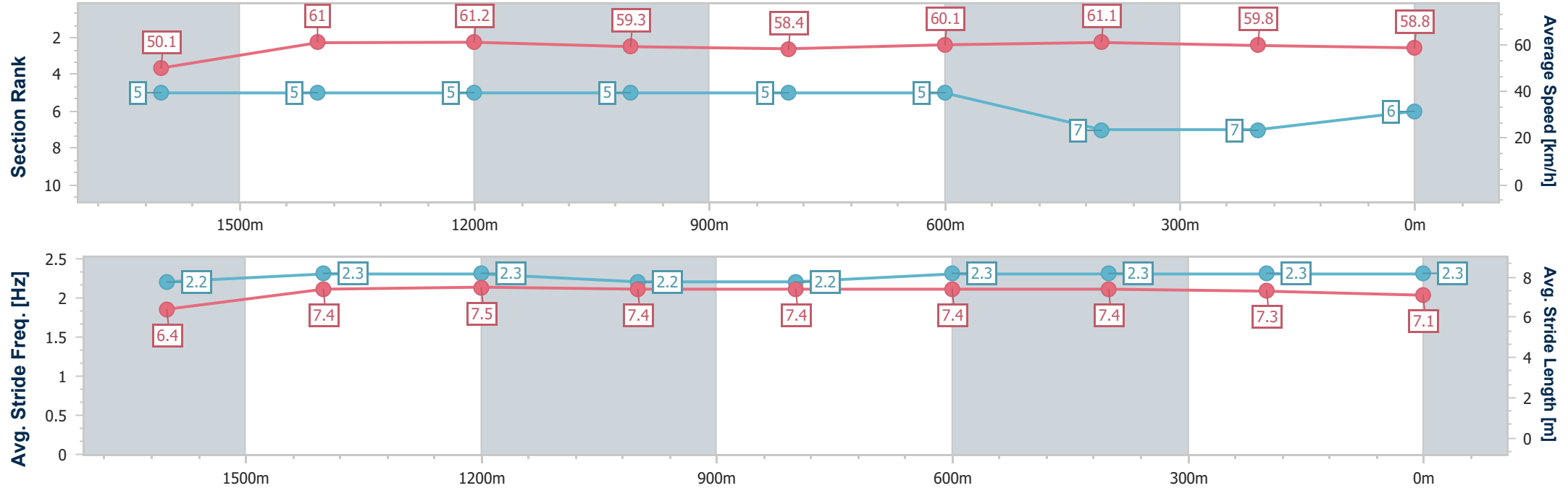


Aquis Park Gold CoastProfessional
Race 8: VALE KAYE TINSLEY Class 1 Plate - 1800m



18 October 2025 - 17:33
Track Rating: Good 4, Weather: Fine, Rail Position: +7m 1000m-400m; +4m Remainder

Section	Overall	1600m	1400m	1200m	1000m	800m	600m	400m	200m				
Section Times	1:50.70 [6] (0:14.36)	1:36.34 [5] (0:11.89)	1:24.45 [5] (0:11.77)	1:12.68 [5] (0:12.12)	1:00.56 [5] (0:12.34)	0:48.22 [5] (0:12.04)	0:36.18 [5] (0:11.87)	0:24.31 [7] (0:12.03)	0:12.28 [7] (0:12.28)				
Average Speed [km/h]	50.1	61.0	61.2	59.3	58.4	60.1	61.1	59.8	58.8				
Top Speed [km/h]	63.9	63.1	62.0	61.6	60.2	62.2	62.2	61.4	60.0				
Avg. Dist. to Rail [m]	2.6	1.2	0.8	1.0	1.6	1.2	1.7	3.2	4.5				
Avg. Stride Freq. [Hz]	2.2	2.3	2.3	2.2	2.2	2.3	2.3	2.3	2.3				
Avg. Stride Length [m]	6.4	7.4	7.5	7.4	7.4	7.4	7.4	7.3	7.1				



[] Ranking at each section and finish
- - - - - No data available at this section
NA No data available



Horse/Jockey Name	Magic Of Millo
Final Rank	7
Fastest Section Time (Section)	0:11.78 (600m)
Top Speed [km/h] (Section)	63.5 (1600m)
Race State	Finished



Aquis Park Gold CoastProfessional

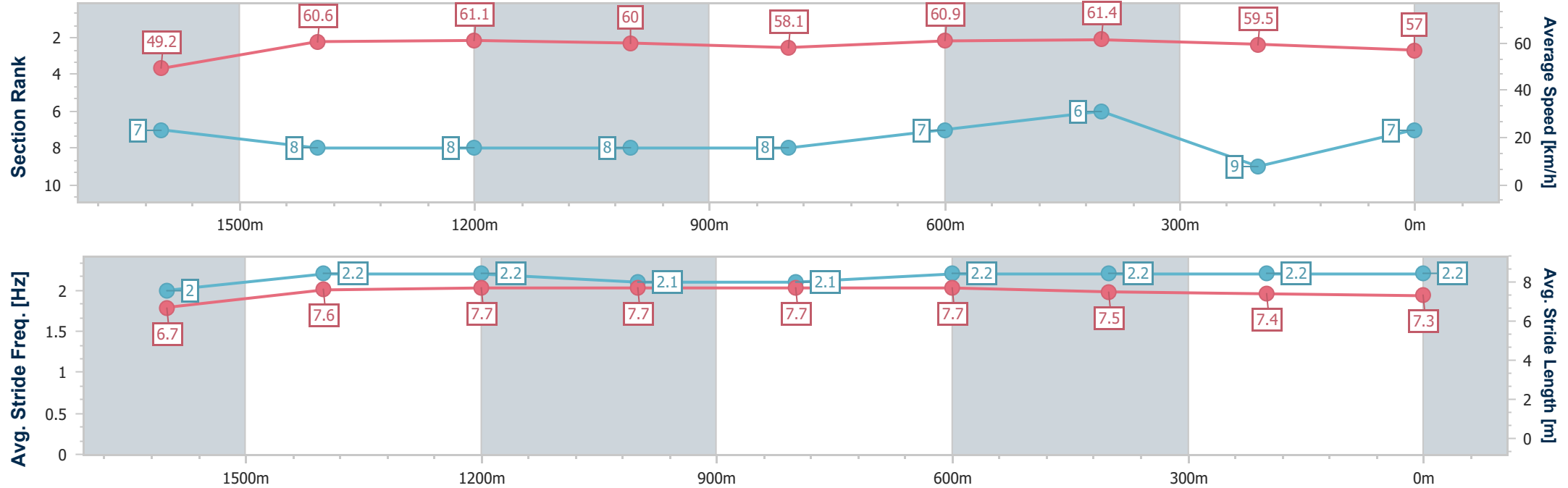
Race 8: VALE KAYE TINSLEY Class 1 Plate - 1800m



18 October 2025 - 17:33

Track Rating: Good 4, Weather: Fine, Rail Position: +7m 1000m-400m; +4m Remainder

Section	Overall	1600m	1400m	1200m	1000m	800m	600m	400m	200m				
Section Times	1:51.15 [7] (0:14.69)	1:36.46 [7] (0:11.97)	1:24.49 [8] (0:11.81)	1:12.68 [8] (0:11.99)	1:00.69 [8] (0:12.32)	0:48.37 [8] (0:11.83)	0:36.54 [7] (0:11.78)	0:24.76 [6] (0:12.11)	0:12.65 [9] (0:12.65)				
Average Speed [km/h]	49.2	60.6	61.1	60.0	58.1	60.9	61.4	59.5	57.0				
Top Speed [km/h]	62.0	63.5	62.5	61.8	60.2	61.7	62.4	60.3	59.5				
Avg. Dist. to Rail [m]	3.3	1.7	1.1	0.9	1.2	0.5	1.4	1.4	1.4				
Avg. Stride Freq. [Hz]	2.0	2.2	2.2	2.1	2.1	2.2	2.2	2.2	2.2				
Avg. Stride Length [m]	6.7	7.6	7.7	7.7	7.7	7.7	7.5	7.4	7.3				





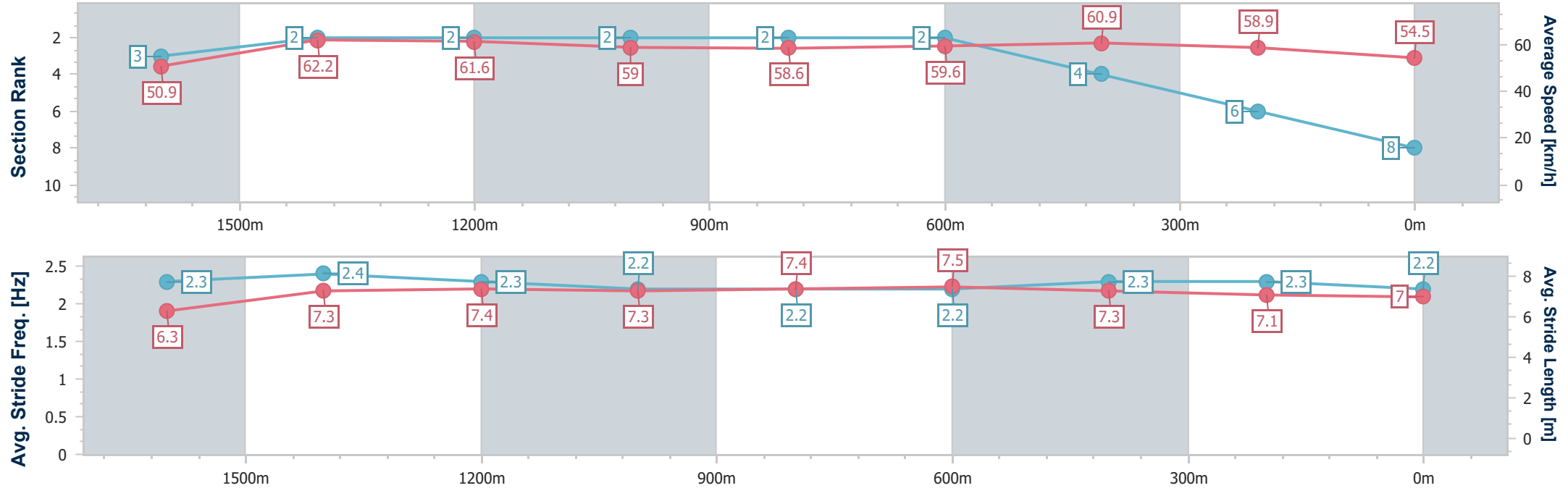
Horse/Jockey Name	Rockrata
Final Rank	8
Fastest Section Time (Section)	0:11.63 (1600m)
Top Speed [km/h] (Section)	64.4 (Overall)
Race State	Finished



Aquis Park Gold CoastProfessional
Race 8: VALE KAYE TINSLEY Class 1 Plate - 1800m
18 October 2025 - 17:33
Track Rating: Good 4, Weather: Fine, Rail Position: +7m 1000m-400m; +4m Remainder



Section	Overall	1600m	1400m	1200m	1000m	800m	600m	400m	200m				
Section Times	1:51.58 [8] (0:14.14)	1:37.44 [3] (0:11.63)	1:25.81 [2] (0:11.72)	1:14.09 [2] (0:12.16)	1:01.93 [2] (0:12.31)	0:49.62 [2] (0:12.15)	0:37.47 [2] (0:12.01)	0:25.46 [4] (0:12.29)	0:13.17 [6] (0:13.17)				
Average Speed [km/h]	50.9	62.2	61.6	59.0	58.6	59.6	60.9	58.9	54.5				
Top Speed [km/h]	64.4	63.6	62.6	61.3	60.1	60.3	61.9	60.4	57.2				
Avg. Dist. to Rail [m]	3.7	1.0	1.5	1.1	1.6	1.7	2.9	3.2	2.6				
Avg. Stride Freq. [Hz]	2.3	2.4	2.3	2.2	2.2	2.2	2.3	2.3	2.2				
Avg. Stride Length [m]	6.3	7.3	7.4	7.3	7.4	7.5	7.3	7.1	7.0				





Horse/Jockey Name	Lexy Rose
Final Rank	9
Fastest Section Time (Section)	0:11.75 (1400m)
Top Speed [km/h] (Section)	63.7 (1600m)
Race State	Finished

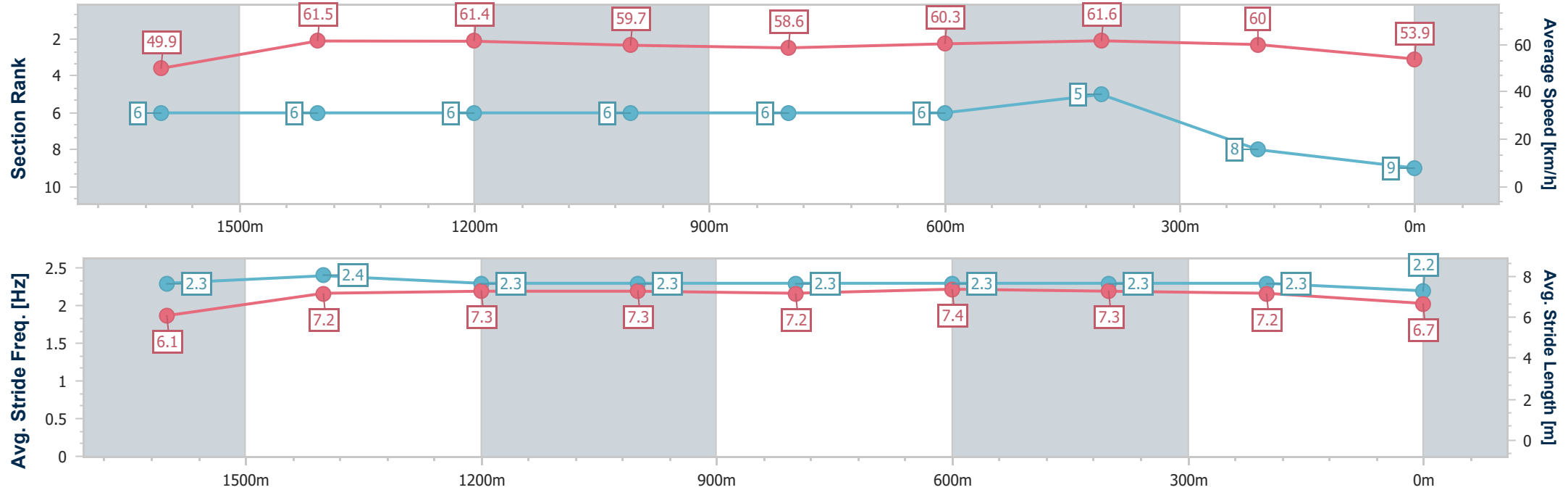


Aquis Park Gold CoastProfessional
Race 8: VALE KAYE TINSLEY Class 1 Plate - 1800m



18 October 2025 - 17:33
Track Rating: Good 4, Weather: Fine, Rail Position: +7m 1000m-400m; +4m Remainder

Section	Overall	1600m	1400m	1200m	1000m	800m	600m	400m	200m				
Section Times	1:51.79 [9] (0:14.43)	1:37.36 [6] (0:11.89)	1:25.47 [6] (0:11.75)	1:13.72 [6] (0:12.09)	1:01.63 [6] (0:12.35)	0:49.28 [6] (0:12.04)	0:37.24 [6] (0:11.81)	0:25.43 [5] (0:12.11)	0:13.32 [8] (0:13.32)				
Average Speed [km/h]	49.9	61.5	61.4	59.7	58.6	60.3	61.6	60.0	53.9				
Top Speed [km/h]	63.3	63.7	63.2	61.5	61.3	61.5	62.9	61.2	57.9				
Avg. Dist. to Rail [m]	7.7	2.3	2.8	1.8	1.6	2.1	2.4	5.0	5.8				
Avg. Stride Freq. [Hz]	2.3	2.4	2.3	2.3	2.3	2.3	2.3	2.3	2.2				
Avg. Stride Length [m]	6.1	7.2	7.3	7.3	7.2	7.4	7.3	7.2	6.7				



[] Ranking at each section and finish
- - - - No data available at this section
NA No data available