



Rockhampton Professional  
Race 1: GREAT NORTHERN Class 6 Plate - 1200m  
18 October 2025 - 12:01



Track Rating: Soft 5, Weather: Fine, Rail Position: +4.5m Entire

Section						Overall	1000m	800m	600m	400m	200m	Last 600m		
Field Times						1:11.00 (0:13.04)	0:57.96 (0:12.07)	0:45.89 (0:12.39)	0:33.50 (0:11.04)	0:22.46 (0:10.78)	0:11.68 (0:11.68)	0:33.50		
Rank	TAB	Horse/Jockey	Barrier	Top Speed [km/h]	Fastest Section							Margin	Distance Travelled [m]	
1	7	PANTELONE	1	68.9	0:10.70	1:11.00 [1]	0:57.63 [3]	0:45.55 [3]	0:33.24 [3]	0:22.12 [3]	0:11.42 [3]	1:11.00	0:33.24	
		Leah Martyn		400m	400m	(0:13.37)	(0:12.08)	(0:12.31)	(0:11.12)	(0:10.70)	(0:11.42)			
2	4	PALATIAL PRINCE	7	68.9	0:10.78	1:11.06 [2]	0:58.02 [1]	0:45.95 [1]	0:33.56 [1]	0:22.52 [1]	0:11.74 [1]	0.41L	0:33.56	+3
		Tasha Chambers		600m	400m	(0:13.04)	(0:12.07)	(0:12.39)	(0:11.04)	(0:10.78)	(0:11.74)			
3	1	CAPO STRADA	3	70.0	0:10.69	1:11.29 [3]	0:57.78 [6]	0:45.62 [5]	0:33.29 [5]	0:22.31 [4]	0:11.62 [4]	1.81L	0:33.29	+7
		Ashley Butler		400m	400m	(0:13.51)	(0:12.16)	(0:12.33)	(0:10.98)	(0:10.69)	(0:11.62)			
4	5	DARK GLEAM	4	68.2	0:10.75	1:11.34 [4]	0:57.87 [4]	0:45.87 [4]	0:33.43 [4]	0:22.35 [5]	0:11.60 [5]	2.01L	0:33.43	+8
		Warwick Satherley		400m	400m	(0:13.47)	(0:12.00)	(0:12.44)	(0:11.08)	(0:10.75)	(0:11.60)			
5	6	FORTRESS AUSTRALIA	2	68.1	0:10.78	1:11.44 [5]	0:58.15 [2]	0:46.18 [2]	0:33.86 [2]	0:22.86 [2]	0:12.08 [2]	2.67L	0:33.86	+7
		Sean Cormack		600m	400m	(0:13.29)	(0:11.97)	(0:12.32)	(0:11.00)	(0:10.78)	(0:12.08)			
6	3	MICRO	6	68.8	0:10.63	1:11.54 [6]	0:57.54 [7]	0:45.53 [7]	0:33.18 [7]	0:22.03 [7]	0:11.40 [7]	3.26L	0:33.18	+4
		Rob Thorburn		400m	400m	(0:14.00)	(0:12.01)	(0:12.35)	(0:11.15)	(0:10.63)	(0:11.40)			
7	2	DEPTH CHARGE	5	68.5	0:10.69	1:11.61 [7]	0:58.11 [5]	0:45.84 [6]	0:33.43 [6]	0:22.29 [6]	0:11.60 [6]	3.59L	0:33.43	+11
		Jackson Murphy		400m	400m	(0:13.50)	(0:12.27)	(0:12.41)	(0:11.14)	(0:10.69)	(0:11.60)			



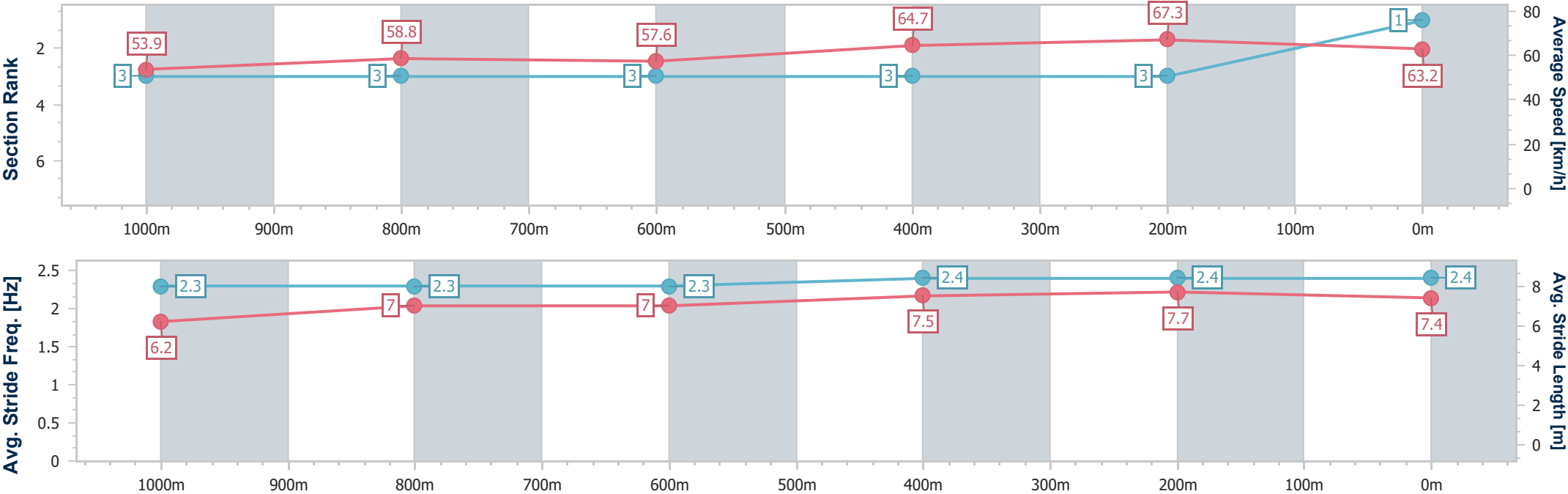
Horse/Jockey Name	Pantelone
Final Rank	1
Fastest Section Time (Section)	0:10.70 (400m)
Top Speed [km/h] (Section)	68.9 (400m)
Race State	Finished



RockhamptonProfessional  
Race 1: GREAT NORTHERN Class 6 Plate - 1200m  
18 October 2025 - 12:01  
Track Rating: Soft 5, Weather: Fine, Rail Position: +4.5m Entire



Section	Overall	1000m	800m	600m	400m	200m								
Section Times	1:11.00 [1] (0:13.37)	0:57.63 [3] (0:12.08)	0:45.55 [3] (0:12.31)	0:33.24 [3] (0:11.12)	0:22.12 [3] (0:10.70)	0:11.42 [3] (0:11.42)								
Average Speed [km/h]	53.9	58.8	57.6	64.7	67.3	63.2								
Top Speed [km/h]	62.5	62.6	60.8	68.6	68.9	67.1								
Avg. Dist. to Rail [m]	1.9	2.4	1.6	1.0	3.7	5.9								
Avg. Stride Freq. [Hz]	2.3	2.3	2.3	2.4	2.4	2.4								
Avg. Stride Length [m]	6.2	7.0	7.0	7.5	7.7	7.4								





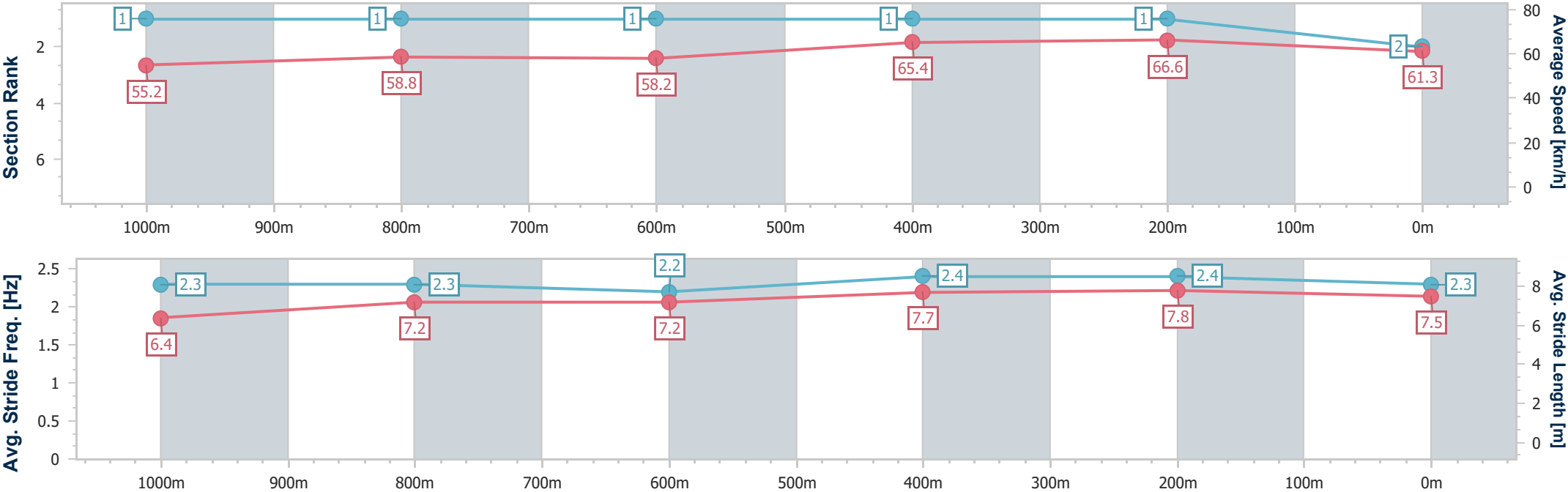
Horse/Jockey Name	Palatial Prince
Final Rank	2
Fastest Section Time (Section)	0:10.78 (400m)
Top Speed [km/h] (Section)	68.9 (600m)
Race State	Finished



RockhamptonProfessional  
Race 1: GREAT NORTHERN Class 6 Plate - 1200m  
18 October 2025 - 12:01  
Track Rating: Soft 5, Weather: Fine, Rail Position: +4.5m Entire



Section	Overall	1000m	800m	600m	400m	200m								
Section Times	1:11.06 [2] (0:13.04)	0:58.02 [1] (0:12.07)	0:45.95 [1] (0:12.39)	0:33.56 [1] (0:11.04)	0:22.52 [1] (0:10.78)	0:11.74 [1] (0:11.74)								
Average Speed [km/h]	55.2	58.8	58.2	65.4	66.6	61.3								
Top Speed [km/h]	64.9	61.8	59.3	68.9	68.7	64.8								
Avg. Dist. to Rail [m]	2.1	2.2	1.0	1.7	1.9	2.6								
Avg. Stride Freq. [Hz]	2.3	2.3	2.2	2.4	2.4	2.3								
Avg. Stride Length [m]	6.4	7.2	7.2	7.7	7.8	7.5								





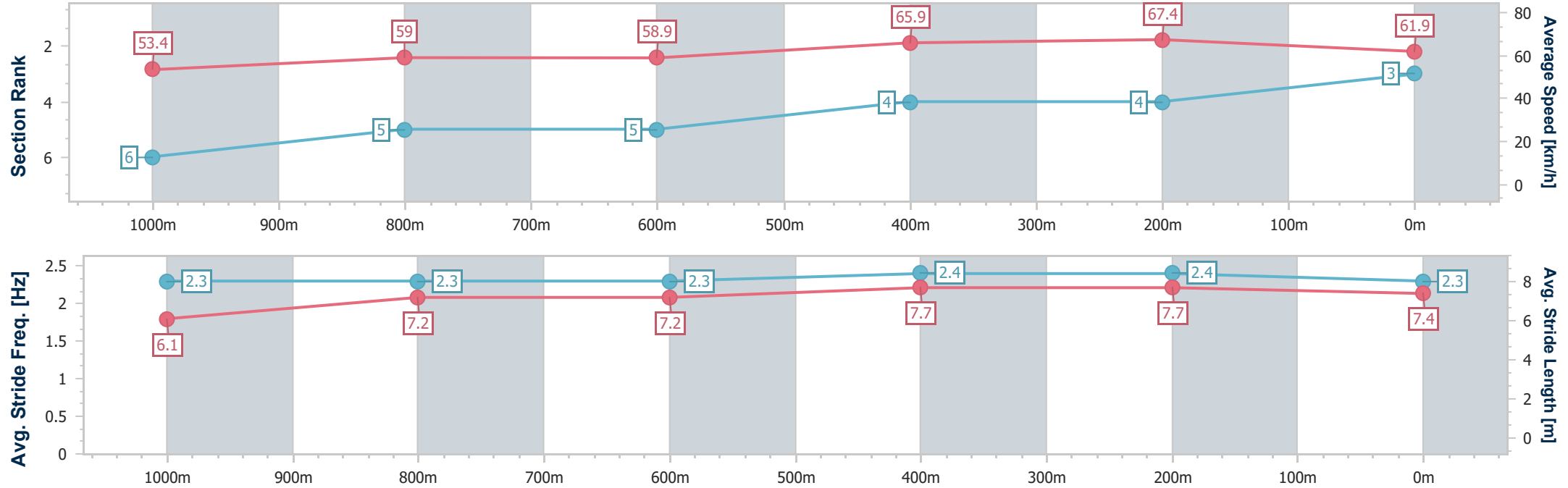
Horse/Jockey Name	Capo Strada
Final Rank	3
Fastest Section Time (Section)	0:10.69 (400m)
Top Speed [km/h] (Section)	70.0 (400m)
Race State	Finished



RockhamptonProfessional  
Race 1: GREAT NORTHERN Class 6 Plate - 1200m  
18 October 2025 - 12:01  
Track Rating: Soft 5, Weather: Fine, Rail Position: +4.5m Entire



Section	Overall	1000m	800m	600m	400m	200m								
Section Times	1:11.29 [3] (0:13.51)	0:57.78 [6] (0:12.16)	0:45.62 [5] (0:12.33)	0:33.29 [5] (0:10.98)	0:22.31 [4] (0:10.69)	0:11.62 [4] (0:11.62)								
Average Speed [km/h]	53.4	59.0	58.9	65.9	67.4	61.9								
Top Speed [km/h]	65.6	62.7	60.6	69.0	70.0	66.0								
Avg. Dist. to Rail [m]	1.2	0.6	1.3	2.1	3.0	4.6								
Avg. Stride Freq. [Hz]	2.3	2.3	2.3	2.4	2.4	2.3								
Avg. Stride Length [m]	6.1	7.2	7.2	7.7	7.7	7.4								



[ ] Ranking at each section and finish  
-.-.- No data available at this section  
NA No data available



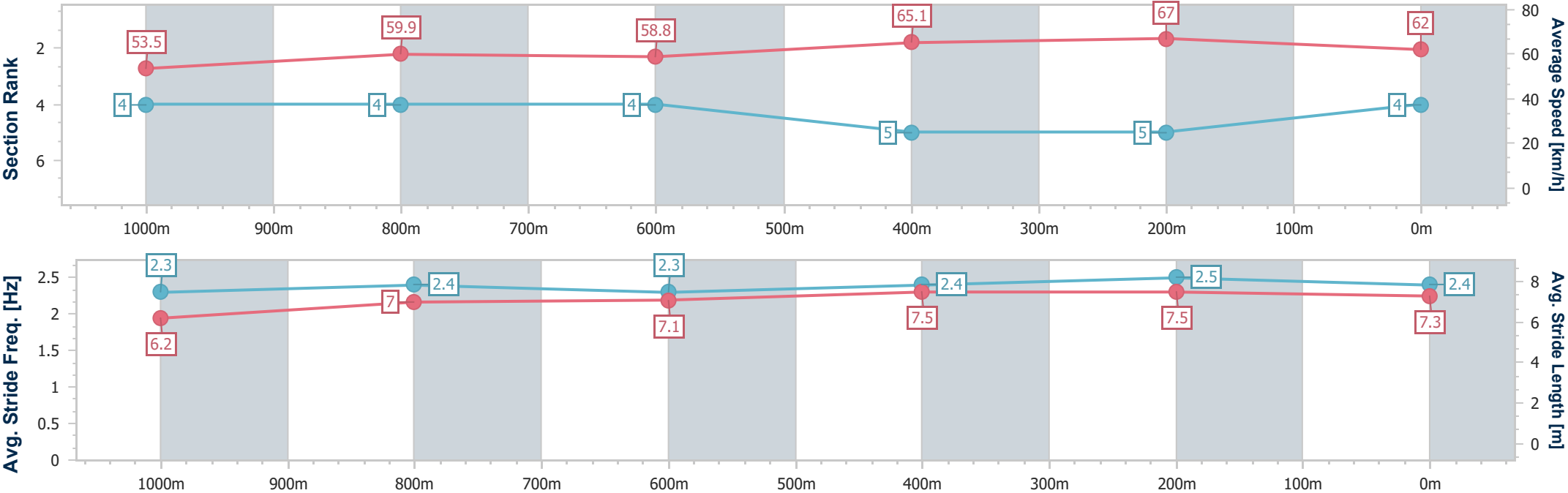
Horse/Jockey Name	Dark Gleam
Final Rank	4
Fastest Section Time (Section)	0:10.75 (400m)
Top Speed [km/h] (Section)	68.2 (400m)
Race State	Finished



RockhamptonProfessional  
Race 1: GREAT NORTHERN Class 6 Plate - 1200m  
18 October 2025 - 12:01  
Track Rating: Soft 5, Weather: Fine, Rail Position: +4.5m Entire



Section	Overall	1000m	800m	600m	400m	200m								
Section Times	1:11.34 [4] (0:13.47)	0:57.87 [4] (0:12.00)	0:45.87 [4] (0:12.44)	0:33.43 [4] (0:11.08)	0:22.35 [5] (0:10.75)	0:11.60 [5] (0:11.60)								
Average Speed [km/h]	53.5	59.9	58.8	65.1	67.0	62.0								
Top Speed [km/h]	61.8	63.4	60.7	68.2	68.2	66.2								
Avg. Dist. to Rail [m]	0.7	0.4	1.7	3.1	6.0	7.3								
Avg. Stride Freq. [Hz]	2.3	2.4	2.3	2.4	2.5	2.4								
Avg. Stride Length [m]	6.2	7.0	7.1	7.5	7.5	7.3								





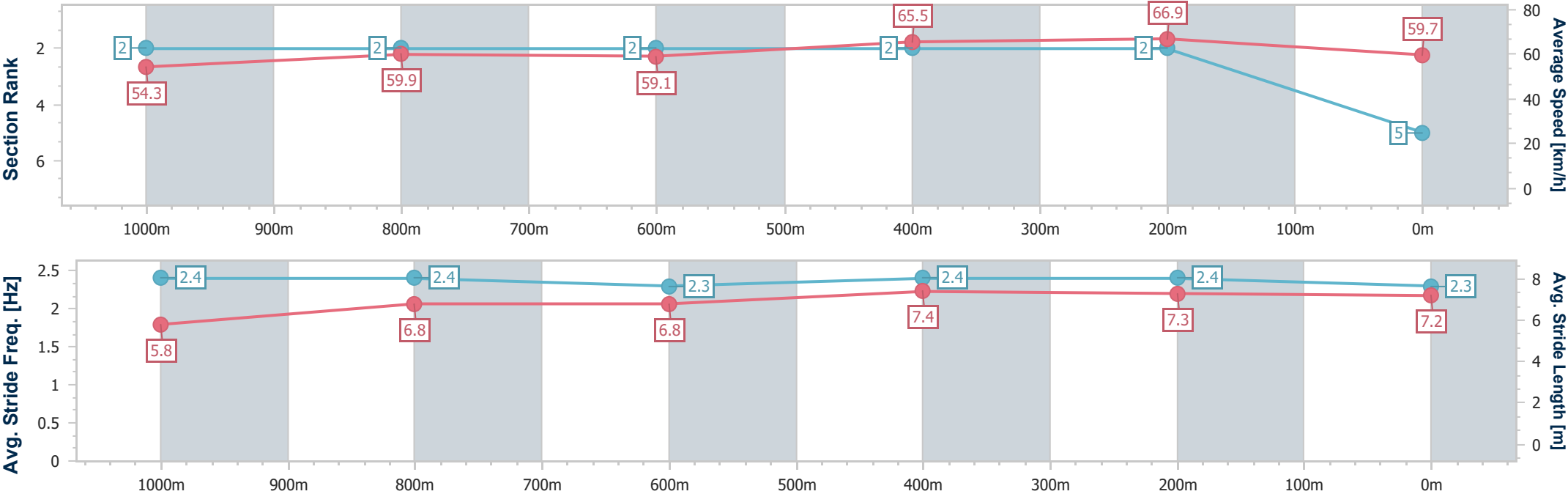
Horse/Jockey Name	Fortress Australia
Final Rank	5
Fastest Section Time (Section)	0:10.78 (400m)
Top Speed [km/h] (Section)	68.1 (600m)
Race State	Finished



RockhamptonProfessional  
Race 1: GREAT NORTHERN Class 6 Plate - 1200m  
18 October 2025 - 12:01  
Track Rating: Soft 5, Weather: Fine, Rail Position: +4.5m Entire



Section	Overall	1000m	800m	600m	400m	200m							
Section Times	1:11.44 [5] (0:13.29)	0:58.15 [2] (0:11.97)	0:46.18 [2] (0:12.32)	0:33.86 [2] (0:11.00)	0:22.86 [2] (0:10.78)	0:12.08 [2] (0:12.08)							
Average Speed [km/h]	54.3	59.9	59.1	65.5	66.9	59.7							
Top Speed [km/h]	64.0	64.0	61.6	68.1	68.1	64.4							
Avg. Dist. to Rail [m]	0.4	0.4	1.3	2.9	3.0	4.2							
Avg. Stride Freq. [Hz]	2.4	2.4	2.3	2.4	2.4	2.3							
Avg. Stride Length [m]	5.8	6.8	6.8	7.4	7.3	7.2							





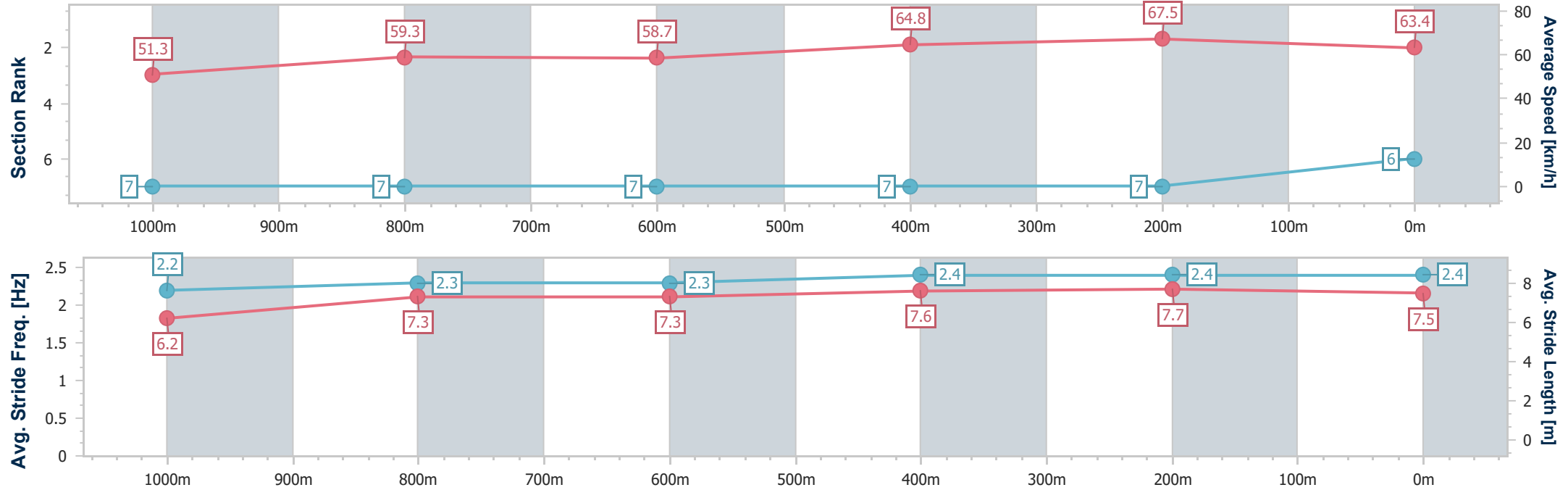
Horse/Jockey Name	Micro
Final Rank	6
Fastest Section Time (Section)	0:10.63 (400m)
Top Speed [km/h] (Section)	68.8 (400m)
Race State	Finished



RockhamptonProfessional  
Race 1: GREAT NORTHERN Class 6 Plate - 1200m  
18 October 2025 - 12:01  
Track Rating: Soft 5, Weather: Fine, Rail Position: +4.5m Entire



Section	Overall	1000m	800m	600m	400m	200m							
Section Times	1:11.54 [6] (0:14.00)	0:57.54 [7] (0:12.01)	0:45.53 [7] (0:12.35)	0:33.18 [7] (0:11.15)	0:22.03 [7] (0:10.63)	0:11.40 [7] (0:11.40)							
Average Speed [km/h]	51.3	59.3	58.7	64.8	67.5	63.4							
Top Speed [km/h]	63.8	62.2	60.8	68.5	68.8	67.1							
Avg. Dist. to Rail [m]	1.4	2.0	1.5	4.0	5.2	6.4							
Avg. Stride Freq. [Hz]	2.2	2.3	2.3	2.4	2.4	2.4							
Avg. Stride Length [m]	6.2	7.3	7.3	7.6	7.7	7.5							





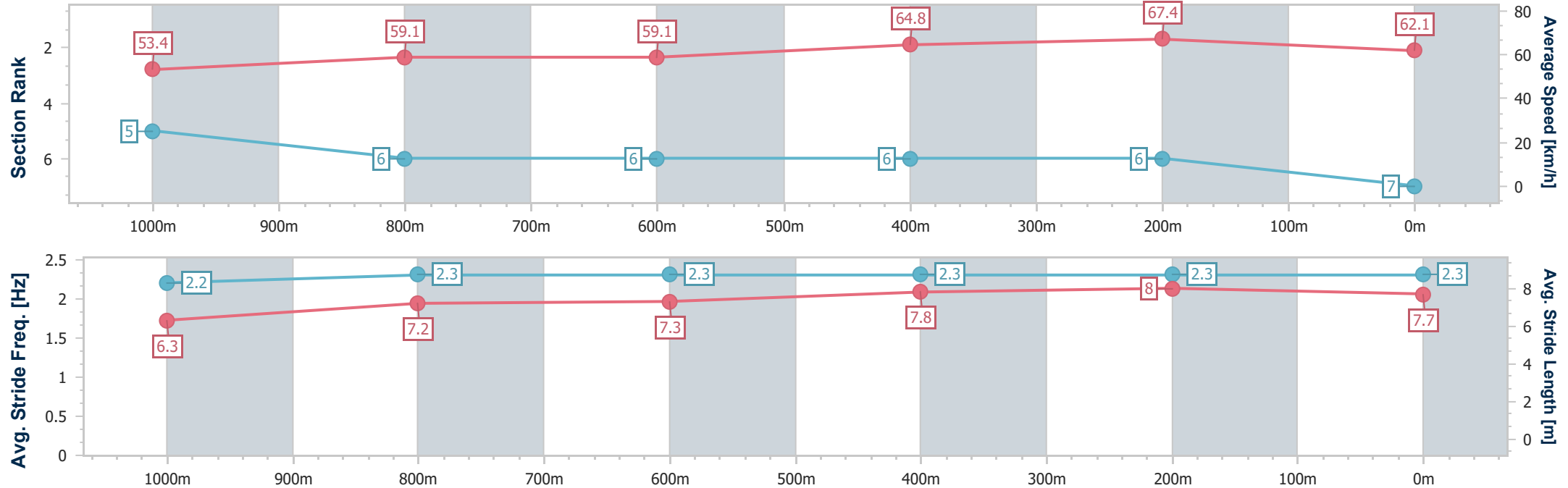
Horse/Jockey Name	Depth Charge
Final Rank	7
Fastest Section Time (Section)	0:10.69 (400m)
Top Speed [km/h] (Section)	68.5 (400m)
Race State	Finished



RockhamptonProfessional  
Race 1: GREAT NORTHERN Class 6 Plate - 1200m  
18 October 2025 - 12:01  
Track Rating: Soft 5, Weather: Fine, Rail Position: +4.5m Entire



Section	Overall	1000m	800m	600m	400m	200m							
Section Times	1:11.61 [7] (0:13.50)	0:58.11 [5] (0:12.27)	0:45.84 [6] (0:12.41)	0:33.43 [6] (0:11.14)	0:22.29 [6] (0:10.69)	0:11.60 [6] (0:11.60)							
Average Speed [km/h]	53.4	59.1	59.1	64.8	67.4	62.1							
Top Speed [km/h]	63.0	60.7	60.4	67.4	68.5	65.7							
Avg. Dist. to Rail [m]	2.2	1.0	2.6	3.5	3.7	5.1							
Avg. Stride Freq. [Hz]	2.2	2.3	2.3	2.3	2.3	2.3							
Avg. Stride Length [m]	6.3	7.2	7.3	7.8	8.0	7.7							







Rockhampton Professional  
Race 2: TAB BENCHMARK 60 Handicap (QTIS bonuses applicable for  
3,4&5YO's) - 1400m  
18 October 2025 - 12:41



Track Rating: Soft 5, Weather: Fine, Rail Position: +4.5m Entire

Section						Overall	1200m	1000m	800m	600m	400m	Last 600m	
Field Times						1:23.63 (0:13.48)	1:10.15 (0:11.67)	0:58.48 (0:12.17)	0:46.31 (0:12.46)	0:33.85 (0:11.28)	0:22.57 (0:10.80)	0:33.85	
Rank	TAB	Horse/Jockey	Barrier	Top Speed [km/h]	Fastest Section								Distance Travelled [m]
1	3	PRIDE OF VENUS	7	67.8	0:10.80	1:23.63 [1]	1:10.15 [1]	0:58.48 [1]	0:46.31 [1]	0:33.85 [1]	0:22.57 [1]	0:33.85	
		Ryan Wiggins		400m	400m	(0:13.48)	(0:11.67)	(0:12.17)	(0:12.46)	(0:11.28)	(0:10.80)		
2	7	MELO MELO KAVA	4	65.7	0:11.19	1:24.51 [2]	1:10.84 [2]	0:58.99 [3]	0:46.99 [2]	0:34.56 [2]	0:23.16 [2]	0:34.56	+4
		Ashley Butler		400m	400m	(0:13.67)	(0:11.85)	(0:12.00)	(0:12.43)	(0:11.40)	(0:11.19)		
3	1	VON BEE	2	65.9	0:11.13	1:24.54 [3]	1:10.65 [4]	0:58.87 [4]	0:46.98 [4]	0:34.48 [4]	0:23.14 [5]	0:34.48	+5
		Rob Thorburn		400m	400m	(0:13.89)	(0:11.78)	(0:11.89)	(0:12.50)	(0:11.34)	(0:11.13)		
4	6	AMBERINGER	5	66.7	0:11.09	1:24.63 [4]	1:10.57 [5]	0:58.78 [5]	0:46.86 [5]	0:34.43 [5]	0:23.25 [3]	0:34.43	+7
		Warwick Satherley		400m	400m	(0:14.06)	(0:11.79)	(0:11.92)	(0:12.43)	(0:11.18)	(0:11.09)		
5	2	ZIN ZAN READY	3	66.9	0:11.04	1:24.67 [5]	1:10.43 [7]	0:58.56 [6]	0:46.61 [6]	0:34.29 [6]	0:23.01 [6]	0:34.29	+7
		Leah Martyn		400m	400m	(0:14.24)	(0:11.87)	(0:11.95)	(0:12.32)	(0:11.28)	(0:11.04)		
6	4	PHANTOM FLIGHT	1	66.8	0:11.10	1:24.78 [6]	1:10.55 [6]	0:58.65 [7]	0:46.68 [7]	0:34.35 [7]	0:23.09 [7]	0:34.35	+3
		Raul Silvera Olivera		400m	400m	(0:14.23)	(0:11.90)	(0:11.97)	(0:12.33)	(0:11.26)	(0:11.10)		
7	8	SUPER TALON	6	64.9	0:11.42	1:25.22 [7]	1:11.52 [3]	0:59.72 [2]	0:47.70 [3]	0:35.26 [3]	0:23.83 [4]	0:35.26	-18
		Natalea Summers		400m	400m	(0:13.70)	(0:11.80)	(0:12.02)	(0:12.44)	(0:11.43)	(0:11.42)		

Scratched: Presszora (#5)



Rockhampton Professional  
Race 2: TAB BENCHMARK 60 Handicap (QTIS bonuses applicable for  
3,4&5YO's) - 1400m  
18 October 2025 - 12:41



Track Rating: Soft 5, Weather: Fine, Rail Position: +4.5m Entire

Section		200m					Last 600m		
Field Times		0:11.77 (0:11.77)					0:33.85		
Rank	TAB	Horse/Jockey	Barrier	Top Speed [km/h]	Fastest Section	Margin		Distance Travelled [m]	
1	3	PRIDE OF VENUS	7	67.8	0:10.80	0:11.77 [1]	1:23.63	0:33.85	
		Ryan Wiggins		400m	400m	(0:11.77)			
2	7	MELO MELO KAVA	4	65.7	0:11.19	0:11.97 [4]	5.2L	0:34.56	+4
		Ashley Butler		400m	400m	(0:11.97)			
3	1	VON BEE	2	65.9	0:11.13	0:12.01 [3]	5.38L	0:34.48	+5
		Rob Thorburn		400m	400m	(0:12.01)			
4	6	AMBERINGER	5	66.7	0:11.09	0:12.16 [2]	5.93L	0:34.43	+7
		Warwick Satherley		400m	400m	(0:12.16)			
5	2	ZIN ZAN READY	3	66.9	0:11.04	0:11.97 [5]	6.16L	0:34.29	+7
		Leah Martyn		400m	400m	(0:11.97)			
6	4	PHANTOM FLIGHT	1	66.8	0:11.10	0:11.99 [6]	6.81L	0:34.35	+3
		Raul Silvera Olivera		400m	400m	(0:11.99)			
7	8	SUPER TALON	6	64.9	0:11.42	0:12.41 [7]	9.37L	0:35.26	-18
		Natalea Summers		400m	400m	(0:12.41)			

Scratched: Presszora (#5)



Horse/Jockey Name	Pride Of Venus
Final Rank	1
Fastest Section Time (Section)	0:10.80 (400m)
Top Speed [km/h] (Section)	67.8 (400m)
Race State	Finished



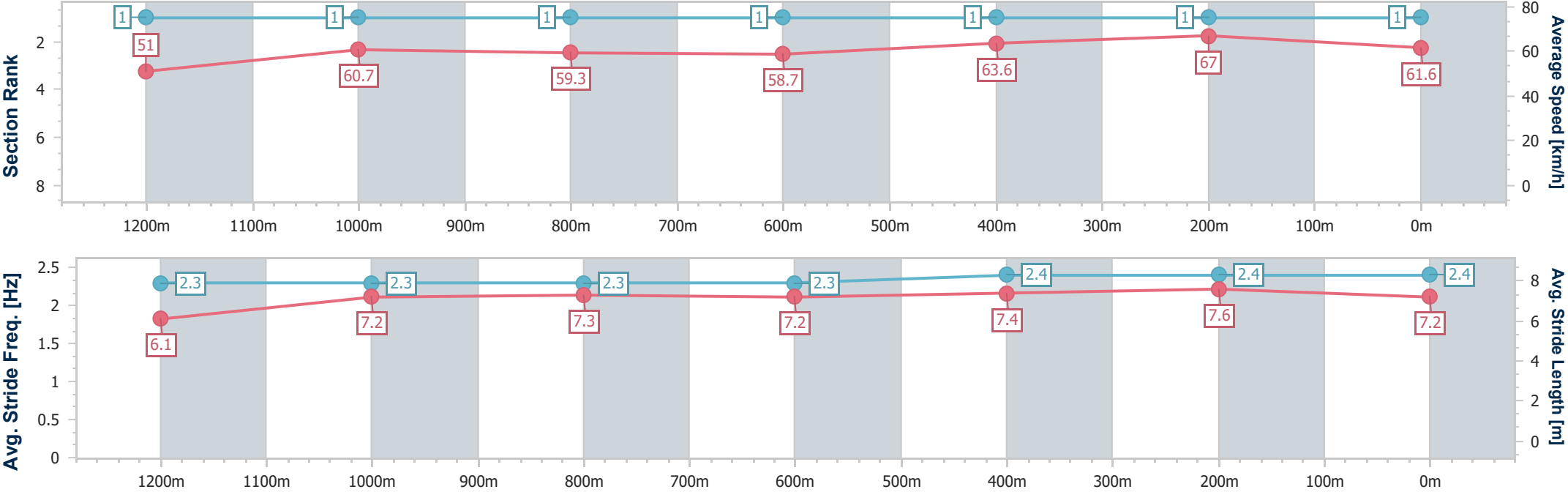
RockhamptonProfessional  
Race 2: TAB BENCHMARK 60 Handicap (QTIS bonuses  
applicable for 3,4&5YO's) - 1400m

18 October 2025 - 12:41

Track Rating: Soft 5, Weather: Fine, Rail Position: +4.5m Entire



Section	Overall	1200m	1000m	800m	600m	400m	200m						
Section Times	1:23.63 [1] (0:13.48)	1:10.15 [1] (0:11.67)	0:58.48 [1] (0:12.17)	0:46.31 [1] (0:12.46)	0:33.85 [1] (0:11.28)	0:22.57 [1] (0:10.80)	0:11.77 [1] (0:11.77)						
Average Speed [km/h]	51.0	60.7	59.3	58.7	63.6	67.0	61.6						
Top Speed [km/h]	61.2	64.3	62.4	59.7	65.1	67.8	67.5						
Avg. Dist. to Rail [m]	4.8	0.7	0.4	1.8	2.6	2.9	3.1						
Avg. Stride Freq. [Hz]	2.3	2.3	2.3	2.3	2.4	2.4	2.4						
Avg. Stride Length [m]	6.1	7.2	7.3	7.2	7.4	7.6	7.2						





Horse/Jockey Name	Melo Melo Kava
Final Rank	2
Fastest Section Time (Section)	0:11.19 (400m)
Top Speed [km/h] (Section)	65.7 (400m)
Race State	Finished



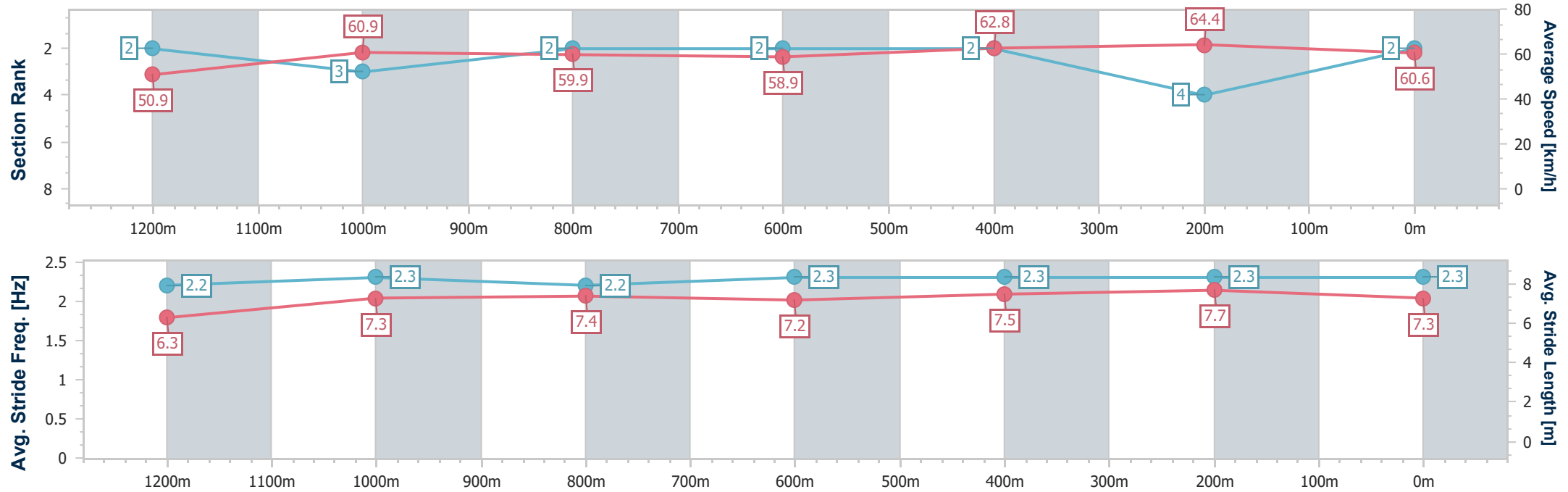
RockhamptonProfessional  
Race 2: TAB BENCHMARK 60 Handicap (QTIS bonuses  
applicable for 3,4&5YO's) - 1400m

18 October 2025 - 12:41

Track Rating: Soft 5, Weather: Fine, Rail Position: +4.5m Entire



Section	Overall	1200m	1000m	800m	600m	400m	200m						
Section Times	1:24.51 [2] (0:13.67)	1:10.84 [2] (0:11.85)	0:58.99 [3] (0:12.00)	0:46.99 [2] (0:12.43)	0:34.56 [2] (0:11.40)	0:23.16 [2] (0:11.19)	0:11.97 [4] (0:11.97)						
Average Speed [km/h]	50.9	60.9	59.9	58.9	62.8	64.4	60.6						
Top Speed [km/h]	60.3	62.2	61.7	60.4	64.5	65.7	65.2						
Avg. Dist. to Rail [m]	2.0	1.3	0.9	1.9	3.1	3.0	3.6						
Avg. Stride Freq. [Hz]	2.2	2.3	2.2	2.3	2.3	2.3	2.3						
Avg. Stride Length [m]	6.3	7.3	7.4	7.2	7.5	7.7	7.3						





Horse/Jockey Name	Von Bee
Final Rank	3
Fastest Section Time (Section)	0:11.13 (400m)
Top Speed [km/h] (Section)	65.9 (400m)
Race State	Finished



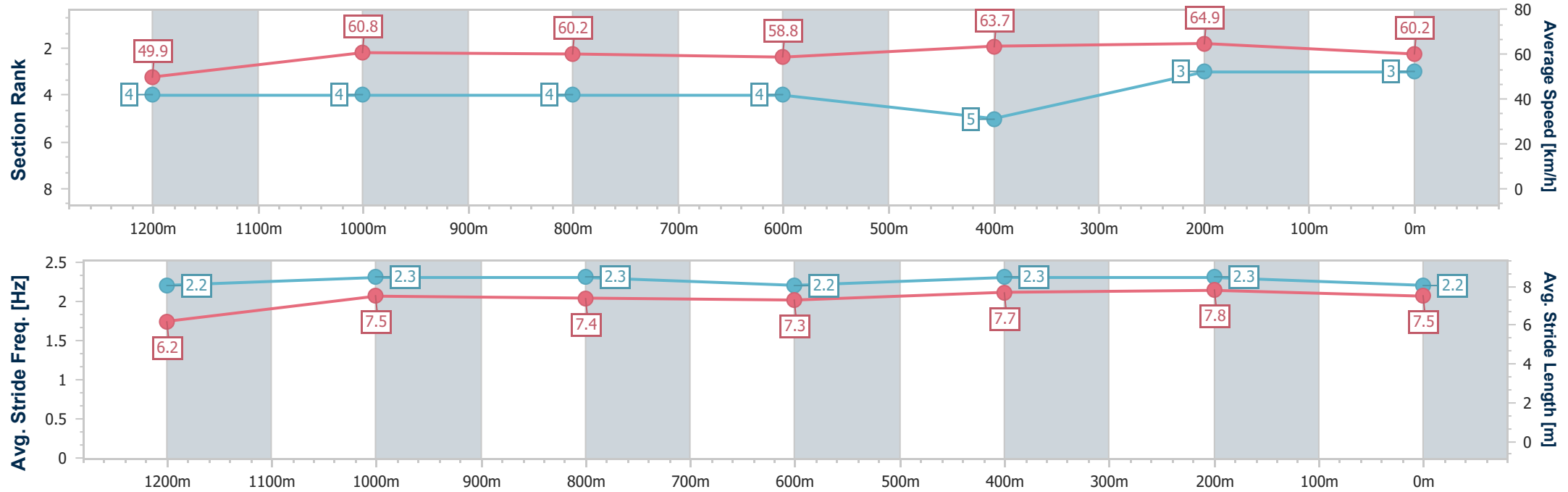
RockhamptonProfessional  
Race 2: TAB BENCHMARK 60 Handicap (QTIS bonuses  
applicable for 3,4&5YO's) - 1400m

18 October 2025 - 12:41

Track Rating: Soft 5, Weather: Fine, Rail Position: +4.5m Entire



Section	Overall	1200m	1000m	800m	600m	400m	200m						
Section Times	1:24.54 [3] (0:13.89)	1:10.65 [4] (0:11.78)	0:58.87 [4] (0:11.89)	0:46.98 [4] (0:12.50)	0:34.48 [4] (0:11.34)	0:23.14 [5] (0:11.13)	0:12.01 [3] (0:12.01)						
Average Speed [km/h]	49.9	60.8	60.2	58.8	63.7	64.9	60.2						
Top Speed [km/h]	59.2	61.8	62.1	60.5	64.9	65.9	65.6						
Avg. Dist. to Rail [m]	2.5	3.6	2.3	3.0	4.7	4.9	5.2						
Avg. Stride Freq. [Hz]	2.2	2.3	2.3	2.2	2.3	2.3	2.2						
Avg. Stride Length [m]	6.2	7.5	7.4	7.3	7.7	7.8	7.5						



- [ ] Ranking at each section and finish
- .-.- No data available at this section
- NA No data available



Horse/Jockey Name	Amberinger
Final Rank	4
Fastest Section Time (Section)	0:11.09 (400m)
Top Speed [km/h] (Section)	66.7 (400m)
Race State	Finished



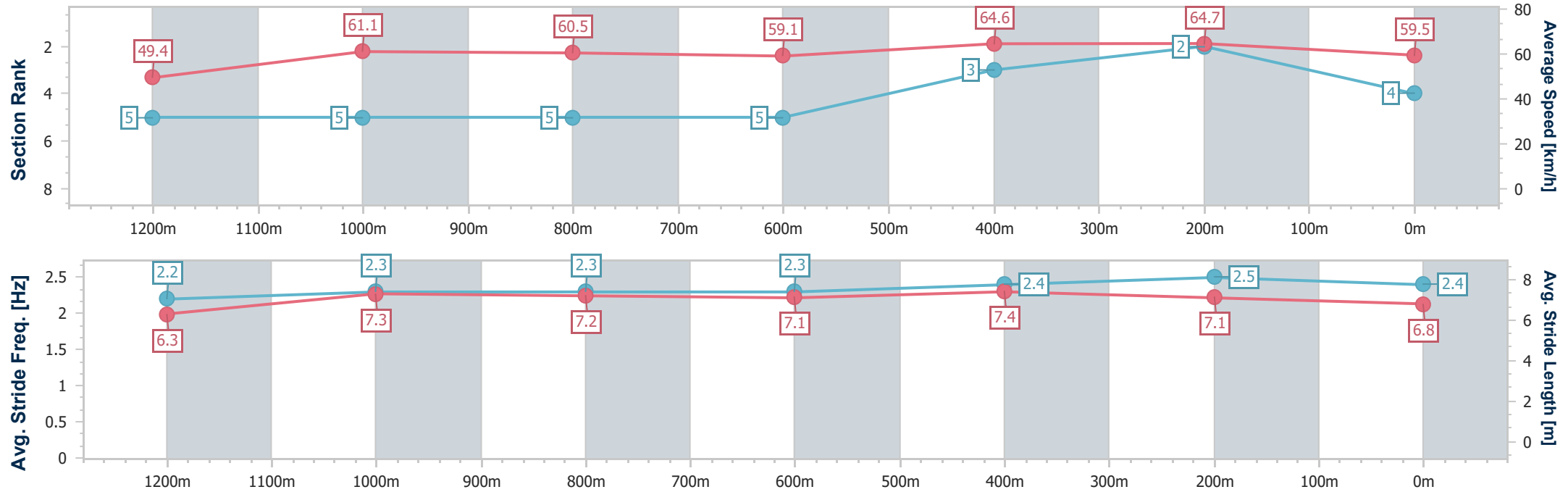
RockhamptonProfessional  
Race 2: TAB BENCHMARK 60 Handicap (QTIS bonuses  
applicable for 3,4&5YO's) - 1400m

18 October 2025 - 12:41

Track Rating: Soft 5, Weather: Fine, Rail Position: +4.5m Entire



Section	Overall	1200m	1000m	800m	600m	400m	200m						
Section Times	1:24.63 [4] (0:14.06)	1:10.57 [5] (0:11.79)	0:58.78 [5] (0:11.92)	0:46.86 [5] (0:12.43)	0:34.43 [5] (0:11.18)	0:23.25 [3] (0:11.09)	0:12.16 [2] (0:12.16)						
Average Speed [km/h]	49.4	61.1	60.5	59.1	64.6	64.7	59.5						
Top Speed [km/h]	59.6	62.0	62.3	61.0	65.7	66.7	65.7						
Avg. Dist. to Rail [m]	1.9	0.3	0.6	2.2	3.9	5.8	5.9						
Avg. Stride Freq. [Hz]	2.2	2.3	2.3	2.3	2.4	2.5	2.4						
Avg. Stride Length [m]	6.3	7.3	7.2	7.1	7.4	7.1	6.8						





Horse/Jockey Name	Zin Zan Ready
Final Rank	5
Fastest Section Time (Section)	0:11.04 (400m)
Top Speed [km/h] (Section)	66.9 (400m)
Race State	Finished



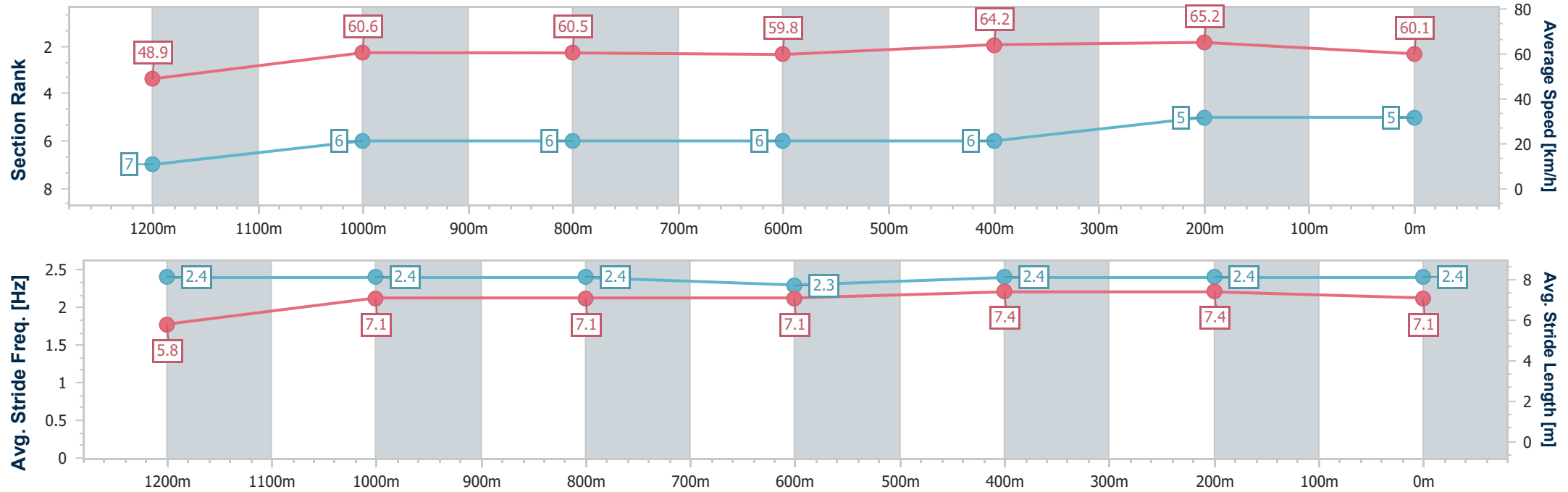
RockhamptonProfessional  
Race 2: TAB BENCHMARK 60 Handicap (QTIS bonuses  
applicable for 3,4&5YO's) - 1400m

18 October 2025 - 12:41

Track Rating: Soft 5, Weather: Fine, Rail Position: +4.5m Entire



Section	Overall	1200m	1000m	800m	600m	400m	200m						
Section Times	1:24.67 [5] (0:14.24)	1:10.43 [7] (0:11.87)	0:58.56 [6] (0:11.95)	0:46.61 [6] (0:12.32)	0:34.29 [6] (0:11.28)	0:23.01 [6] (0:11.04)	0:11.97 [5] (0:11.97)						
Average Speed [km/h]	48.9	60.6	60.5	59.8	64.2	65.2	60.1						
Top Speed [km/h]	58.5	61.7	62.0	61.0	65.2	66.9	66.0						
Avg. Dist. to Rail [m]	1.5	0.2	0.4	2.2	4.4	6.0	7.3						
Avg. Stride Freq. [Hz]	2.4	2.4	2.4	2.3	2.4	2.4	2.4						
Avg. Stride Length [m]	5.8	7.1	7.1	7.1	7.4	7.4	7.1						





Horse/Jockey Name	Phantom Flight
Final Rank	6
Fastest Section Time (Section)	0:11.10 (400m)
Top Speed [km/h] (Section)	66.8 (400m)
Race State	Finished



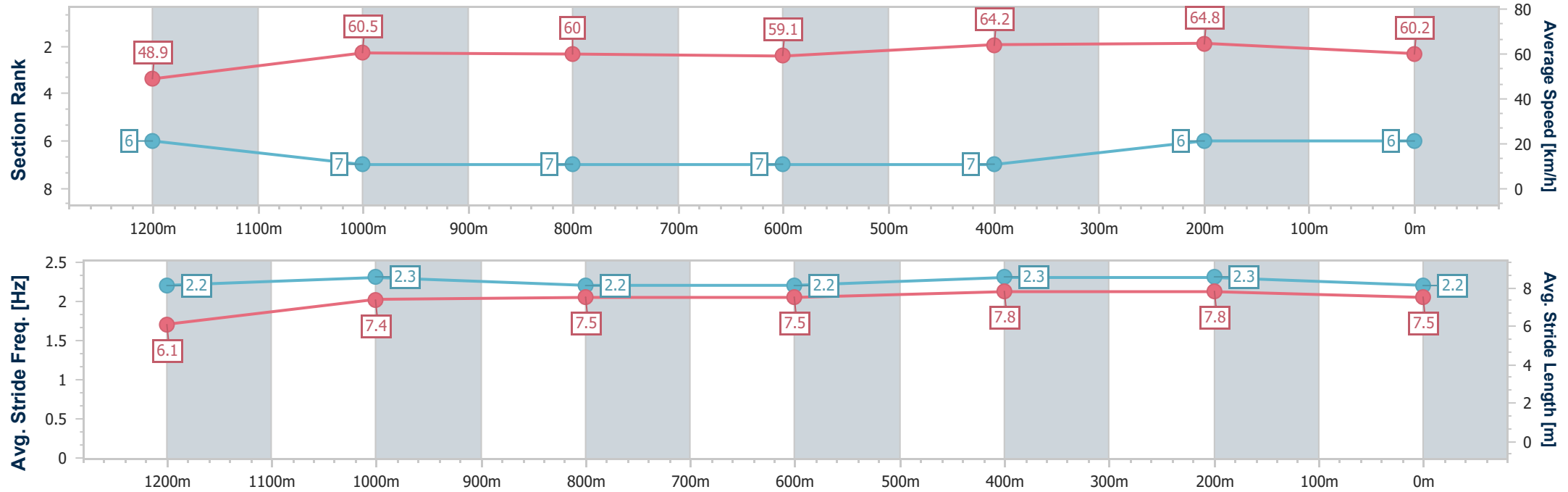
RockhamptonProfessional  
Race 2: TAB BENCHMARK 60 Handicap (QTIS bonuses  
applicable for 3,4&5YO's) - 1400m

18 October 2025 - 12:41

Track Rating: Soft 5, Weather: Fine, Rail Position: +4.5m Entire



Section	Overall	1200m	1000m	800m	600m	400m	200m						
Section Times	1:24.78 [6] (0:14.23)	1:10.55 [6] (0:11.90)	0:58.65 [7] (0:11.97)	0:46.68 [7] (0:12.33)	0:34.35 [7] (0:11.26)	0:23.09 [7] (0:11.10)	0:11.99 [6] (0:11.99)						
Average Speed [km/h]	48.9	60.5	60.0	59.1	64.2	64.8	60.2						
Top Speed [km/h]	59.1	61.5	61.6	60.6	65.4	66.8	65.7						
Avg. Dist. to Rail [m]	0.8	1.1	1.0	1.2	2.6	2.8	3.3						
Avg. Stride Freq. [Hz]	2.2	2.3	2.2	2.2	2.3	2.3	2.2						
Avg. Stride Length [m]	6.1	7.4	7.5	7.5	7.8	7.8	7.5						







Horse/Jockey Name	Super Talon
Final Rank	7
Fastest Section Time (Section)	0:11.42 (400m)
Top Speed [km/h] (Section)	64.9 (400m)
Race State	Finished



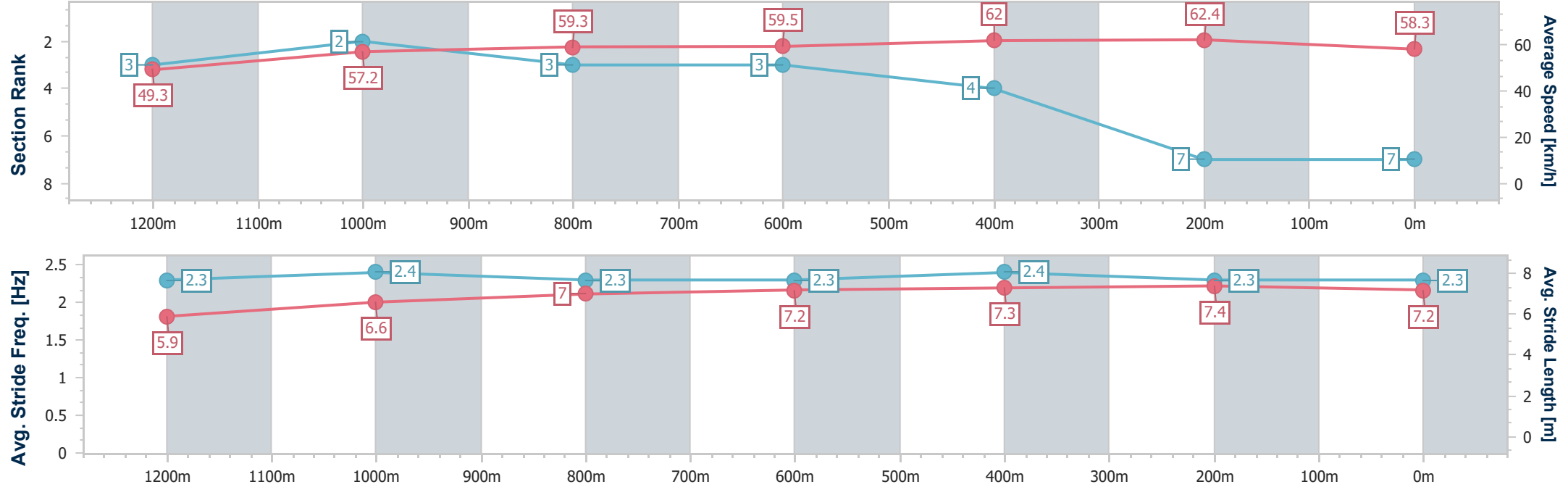
RockhamptonProfessional  
Race 2: TAB BENCHMARK 60 Handicap (QTIS bonuses  
applicable for 3,4&5YO's) - 1400m

18 October 2025 - 12:41

Track Rating: Soft 5, Weather: Fine, Rail Position: +4.5m Entire



Section	Overall	1200m	1000m	800m	600m	400m	200m						
Section Times	1:25.22 [7] (0:13.70)	1:11.52 [3] (0:11.80)	0:59.72 [2] (0:12.02)	0:47.70 [3] (0:12.44)	0:35.26 [3] (0:11.43)	0:23.83 [4] (0:11.42)	0:12.41 [7] (0:12.41)						
Average Speed [km/h]	49.3	57.2	59.3	59.5	62.0	62.4	58.3						
Top Speed [km/h]	59.6	62.2	62.1	60.9	64.4	64.9	63.8						
Avg. Dist. to Rail [m]	3.1	0.3	0.8	2.7	3.5	3.2	3.6						
Avg. Stride Freq. [Hz]	2.3	2.4	2.3	2.3	2.4	2.3	2.3						
Avg. Stride Length [m]	5.9	6.6	7.0	7.2	7.3	7.4	7.2						





Rockhampton Professional  
Race 3: FRENCHVILLE SPORTS CLUB OPEN Handicap - 1300m  
18 October 2025 - 13:11



Track Rating: Soft 5, Weather: Fine, Rail Position: +4.5m Entire

Section						Overall	1200m	1000m	800m	600m	400m	Last 600m	
Field Times						1:16.81 (0:08.00)	1:08.81 (0:11.44)	0:57.37 (0:11.65)	0:45.72 (0:11.61)	0:34.11 (0:11.07)	0:23.04 (0:11.07)	0:34.11	
Rank	TAB	Horse/Jockey	Barrier	Top Speed [km/h]	Fastest Section								Distance Travelled [m]
1	2	HOLLYWOOD NORTH	5	66.4	0:08.03	1:16.81 [1]	1:08.78 [2]	0:57.27 [2]	0:45.60 [2]	0:34.11 [1]	0:23.04 [1]	0:34.11	
		Leah Martyn		600m	Overall	(0:08.03)	(0:11.51)	(0:11.67)	(0:11.49)	(0:11.07)	(0:11.07)		
2	7	THE DEPUTY	1	66.5	0:08.39	1:17.11 [2]	1:08.72 [3]	0:56.82 [4]	0:45.18 [4]	0:33.69 [3]	0:22.71 [3]	0:33.69 -3	
		Rob Thorburn		600m	Overall	(0:08.39)	(0:11.90)	(0:11.64)	(0:11.49)	(0:10.98)	(0:11.02)		
3	4	FOR VALOUR	3	66.0	0:08.00	1:17.65 [3]	1:09.65 [1]	0:58.21 [1]	0:46.56 [1]	0:34.81 [2]	0:23.76 [2]	0:34.81 -5	
		Chris McIver		600m	Overall	(0:08.00)	(0:11.44)	(0:11.65)	(0:11.75)	(0:11.05)	(0:11.43)		
4	6	MOCAMBO	2	65.4	0:08.53	1:18.73 [4]	1:10.20 [4]	0:58.46 [3]	0:46.82 [3]	0:35.26 [4]	0:24.12 [4]	0:35.26 +1	
		Raul Silvera Olivera		600m	Overall	(0:08.53)	(0:11.74)	(0:11.64)	(0:11.56)	(0:11.14)	(0:11.49)		

Scratched: Nondisclosure (#8), Capo Strada (#5), I Say Boom (#9), Pantelone (#3), Master Montaro (#1)



# Rockhampton Professional

## Race 3: FRENCHVILLE SPORTS CLUB OPEN Handicap - 1300m

18 October 2025 - 13:11



Track Rating: Soft 5, Weather: Fine, Rail Position: +4.5m Entire

Section		200m					Last 600m		
Field Times		0:11.97 (0:11.97)					0:34.11		
Rank	TAB	Horse/Jockey	Barrier	Top Speed [km/h]	Fastest Section	Margin		Distance Travelled [m]	
1	2	HOLLYWOOD NORTH	5	66.4	0:08.03	0:11.97 [1]	1:16.81	0:34.11	
		Leah Martyn		600m	Overall	(0:11.97)			
2	7	THE DEPUTY	1	66.5	0:08.39	0:11.69 [3]	1.75L	0:33.69	-3
		Rob Thorburn		600m	Overall	(0:11.69)			
3	4	FOR VALOUR	3	66.0	0:08.00	0:12.33 [2]	4.96L	0:34.81	-5
		Chris McIver		600m	Overall	(0:12.33)			
4	6	MOCAMBO	2	65.4	0:08.53	0:12.63 [4]	11.31L	0:35.26	+1
		Raul Silvera Olivera		600m	Overall	(0:12.63)			

Scratched: Nondisclosure (#8), Capo Strada (#5), I Say Boom (#9), Pantelone (#3), Master Montaro (#1)



Horse/Jockey Name	Hollywood North
Final Rank	1
Fastest Section Time (Section)	0:08.03 (Overall)
Top Speed [km/h] (Section)	66.4 (600m)
Race State	Finished



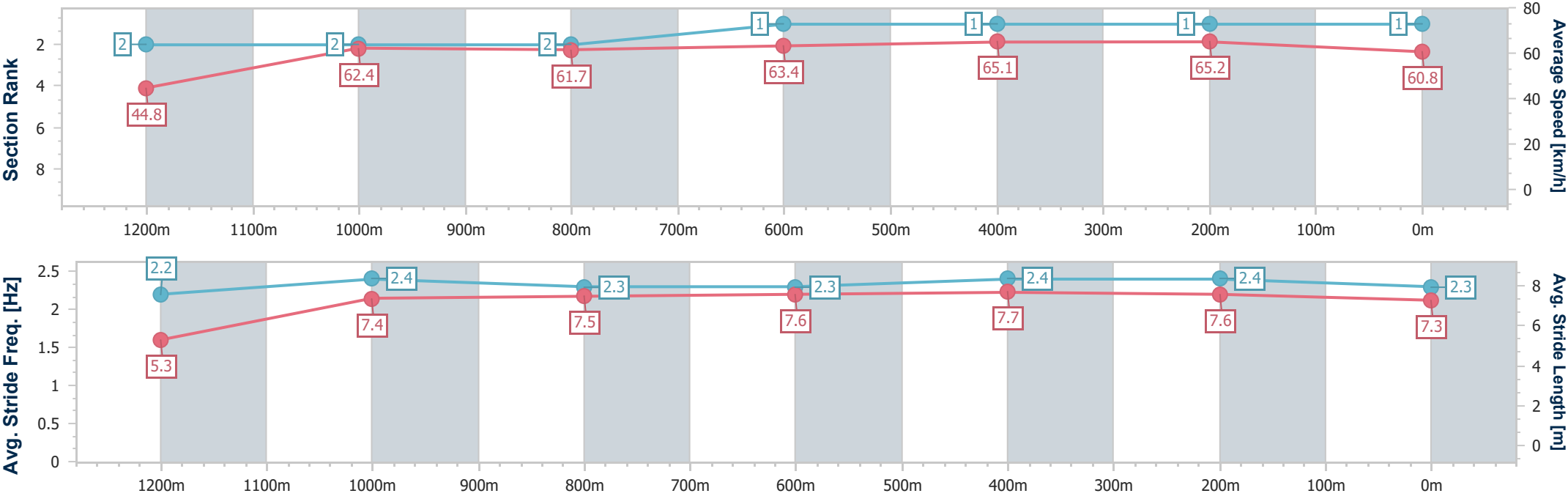
RockhamptonProfessional  
Race 3: FRENCHVILLE SPORTS CLUB OPEN Handicap -  
1300m

18 October 2025 - 13:11

Track Rating: Soft 5, Weather: Fine, Rail Position: +4.5m Entire



Section	Overall	1200m	1000m	800m	600m	400m	200m						
Section Times	1:16.81 [1] (0:08.03)	1:08.78 [2] (0:11.51)	0:57.27 [2] (0:11.67)	0:45.60 [2] (0:11.49)	0:34.11 [1] (0:11.07)	0:23.04 [1] (0:11.07)	0:11.97 [1] (0:11.97)						
Average Speed [km/h]	44.8	62.4	61.7	63.4	65.1	65.2	60.8						
Top Speed [km/h]	61.7	63.6	62.4	64.8	66.4	66.4	63.2						
Avg. Dist. to Rail [m]	2.5	1.0	0.7	1.6	3.5	4.1	4.2						
Avg. Stride Freq. [Hz]	2.2	2.4	2.3	2.3	2.4	2.4	2.3						
Avg. Stride Length [m]	5.3	7.4	7.5	7.6	7.7	7.6	7.3						





Horse/Jockey Name	The Deputy
Final Rank	2
Fastest Section Time (Section)	0:08.39 (Overall)
Top Speed [km/h] (Section)	66.5 (600m)
Race State	Finished



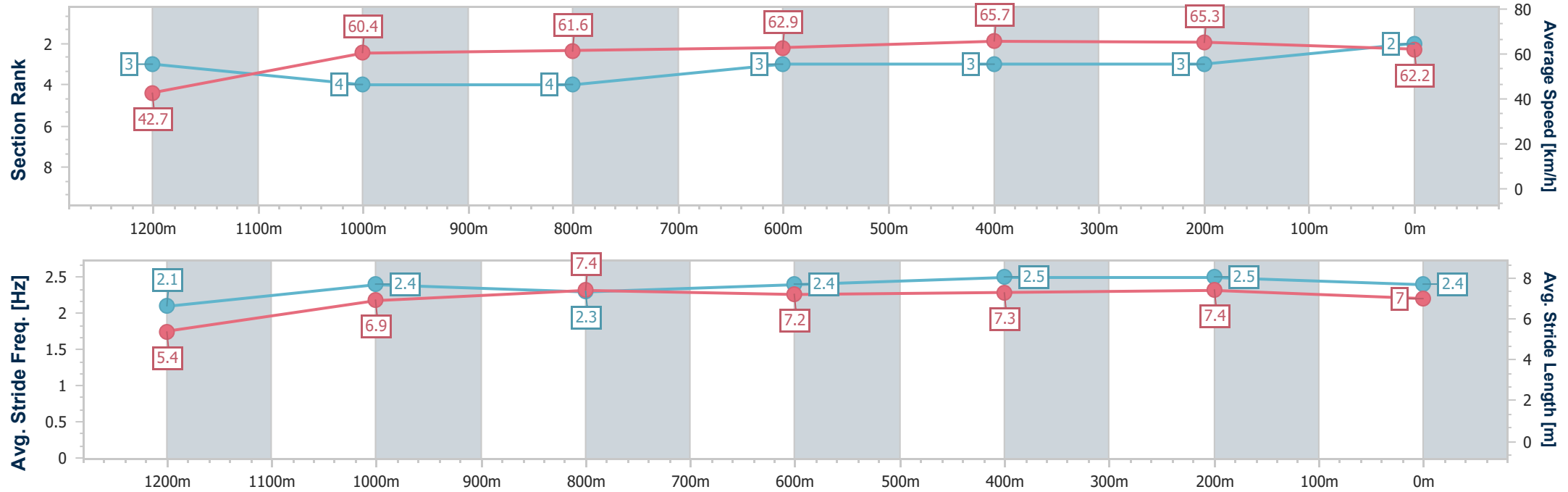
RockhamptonProfessional  
Race 3: FRENCHVILLE SPORTS CLUB OPEN Handicap -  
1300m

18 October 2025 - 13:11

Track Rating: Soft 5, Weather: Fine, Rail Position: +4.5m Entire



Section	Overall	1200m	1000m	800m	600m	400m	200m						
Section Times	1:17.11 [2] (0:08.39)	1:08.72 [3] (0:11.90)	0:56.82 [4] (0:11.64)	0:45.18 [4] (0:11.49)	0:33.69 [3] (0:10.98)	0:22.71 [3] (0:11.02)	0:11.69 [3] (0:11.69)						
Average Speed [km/h]	42.7	60.4	61.6	62.9	65.7	65.3	62.2						
Top Speed [km/h]	56.2	63.1	63.1	63.9	66.5	66.3	64.3						
Avg. Dist. to Rail [m]	1.3	0.9	0.7	0.6	2.2	1.7	2.0						
Avg. Stride Freq. [Hz]	2.1	2.4	2.3	2.4	2.5	2.5	2.4						
Avg. Stride Length [m]	5.4	6.9	7.4	7.2	7.3	7.4	7.0						





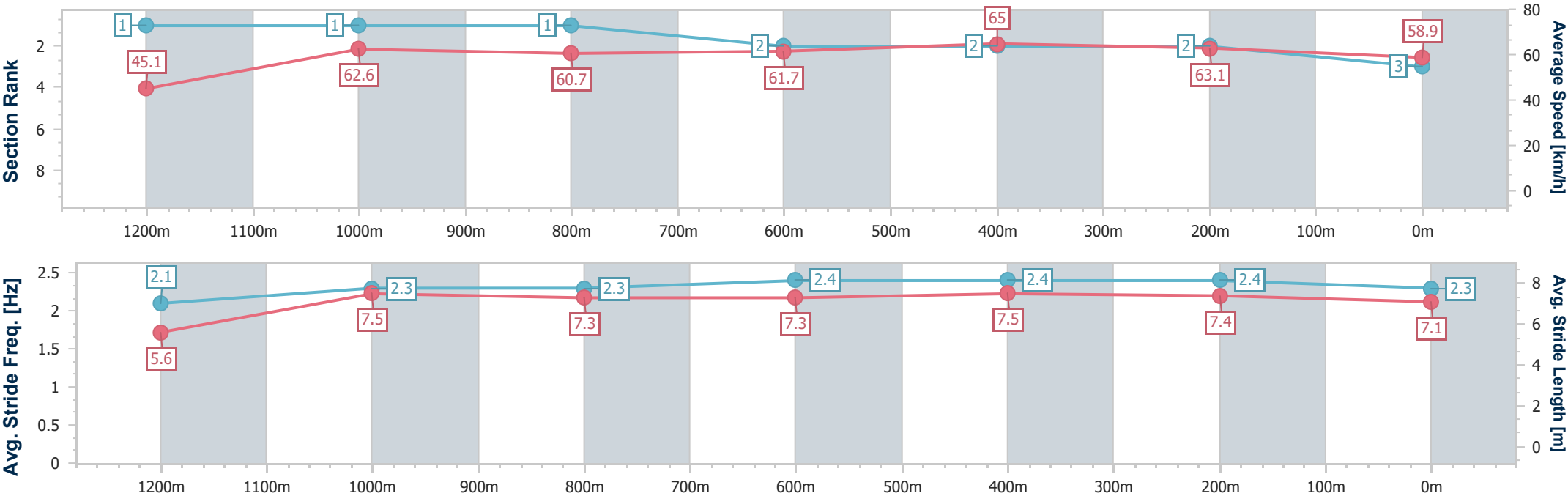
Horse/Jockey Name	For Valour
Final Rank	3
Fastest Section Time (Section)	0:08.00 (Overall)
Top Speed [km/h] (Section)	66.0 (600m)
Race State	Finished



RockhamptonProfessional  
Race 3: FRENCHVILLE SPORTS CLUB OPEN Handicap -  
1300m  
18 October 2025 - 13:11  
Track Rating: Soft 5, Weather: Fine, Rail Position: +4.5m Entire



Section	Overall	1200m	1000m	800m	600m	400m	200m						
Section Times	1:17.65 [3] (0:08.00)	1:09.65 [1] (0:11.44)	0:58.21 [1] (0:11.65)	0:46.56 [1] (0:11.75)	0:34.81 [2] (0:11.05)	0:23.76 [2] (0:11.43)	0:12.33 [2] (0:12.33)						
Average Speed [km/h]	45.1	62.6	60.7	61.7	65.0	63.1	58.9						
Top Speed [km/h]	60.8	63.5	62.3	62.5	66.0	64.6	62.3						
Avg. Dist. to Rail [m]	1.7	2.6	2.7	1.1	0.2	0.8	1.1						
Avg. Stride Freq. [Hz]	2.1	2.3	2.3	2.4	2.4	2.4	2.3						
Avg. Stride Length [m]	5.6	7.5	7.3	7.3	7.5	7.4	7.1						





Horse/Jockey Name	Mocambo
Final Rank	4
Fastest Section Time (Section)	0:08.53 (Overall)
Top Speed [km/h] (Section)	65.4 (600m)
Race State	Finished



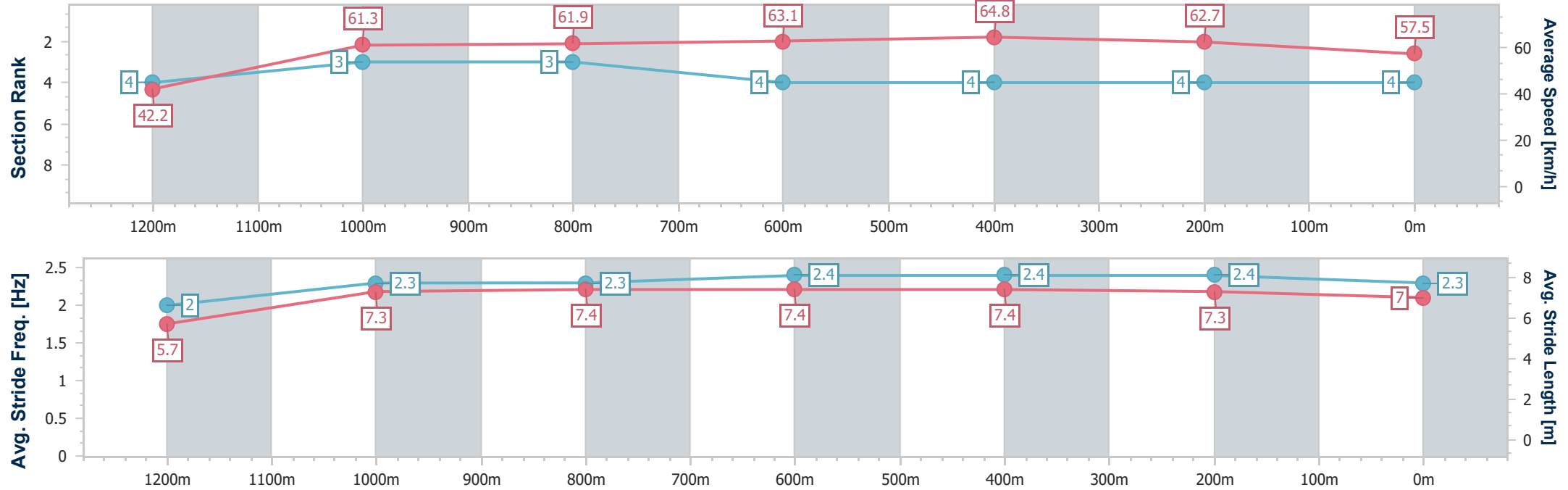
RockhamptonProfessional  
Race 3: FRENCHVILLE SPORTS CLUB OPEN Handicap -  
1300m

18 October 2025 - 13:11

Track Rating: Soft 5, Weather: Fine, Rail Position: +4.5m Entire



Section	Overall	1200m	1000m	800m	600m	400m	200m						
Section Times	1:18.73 [4] (0:08.53)	1:10.20 [4] (0:11.74)	0:58.46 [3] (0:11.64)	0:46.82 [3] (0:11.56)	0:35.26 [4] (0:11.14)	0:24.12 [4] (0:11.49)	0:12.63 [4] (0:12.63)						
Average Speed [km/h]	42.2	61.3	61.9	63.1	64.8	62.7	57.5						
Top Speed [km/h]	58.6	63.2	63.6	64.4	65.4	64.4	61.5						
Avg. Dist. to Rail [m]	1.2	0.5	0.3	1.7	3.9	5.5	4.6						
Avg. Stride Freq. [Hz]	2.0	2.3	2.3	2.4	2.4	2.4	2.3						
Avg. Stride Length [m]	5.7	7.3	7.4	7.4	7.4	7.3	7.0						





RockhamptonProfessional  
Race 4: QUEST APARTMENTS ROCKHAMPTON BENCHMARK 60  
Handicap - 1050m  
18 October 2025 - 13:47



Track Rating: Soft 5, Weather: Fine, Rail Position: +4.5m Entire

Section						Overall	1000m	800m	600m	400m	200m	Last 600m			
Field Times						1:00.32 (0:04.46)	0:55.86 (0:10.79)	0:45.07 (0:10.75)	0:34.32 (0:10.88)	0:23.44 (0:11.49)	0:11.95 (0:11.95)	0:34.32			
Rank	TAB	Horse/Jockey	Barrier	Top Speed [km/h]	Fastest Section								Margin	Distance Travelled [m]	
1	8	RED BEAUTY	4	68.6	0:04.70	1:00.32 [1]	0:55.62 [10]	0:44.40 [9]	0:33.53 [8]	0:22.78 [7]	0:11.77 [5]	1:00.32	0:33.53		
		Chris McIver		400m	Overall	(0:04.70)	(0:11.22)	(0:10.87)	(0:10.75)	(0:11.01)	(0:11.77)				
2	4	GILBERT'S GOLD	2	69.6	0:04.62	1:00.69 [2]	0:56.07 [8]	0:44.92 [7]	0:33.93 [7]	0:23.36 [5]	0:12.17 [3]	2.16L	0:33.93	+7	
		Sean Cormack		600m	Overall	(0:04.62)	(0:11.15)	(0:10.99)	(0:10.57)	(0:11.19)	(0:12.17)				
3	7	QUARTERSHARE	5	67.8	0:04.47	1:00.74 [3]	0:56.27 [2]	0:45.31 [2]	0:34.68 [2]	0:23.81 [2]	0:12.37 [1]	2.45L	0:34.68	-2	
		Jackson Murphy		800m	Overall	(0:04.47)	(0:10.96)	(0:10.63)	(0:10.87)	(0:11.44)	(0:12.37)				
4	6	SPELLHOUND	6	67.7	0:04.51	1:00.86 [4]	0:56.35 [3]	0:45.34 [4]	0:34.47 [3]	0:23.68 [4]	0:12.31 [6]	3.16L	0:34.47	+0	
		Nikki Olzard		600m	Overall	(0:04.51)	(0:11.01)	(0:10.87)	(0:10.79)	(0:11.37)	(0:12.31)				
5	2	KATHY'S ROSE	8	68.5	0:04.54	1:00.89 [5]	0:56.35 [5]	0:45.42 [3]	0:34.50 [4]	0:23.75 [3]	0:12.47 [2]	3.32L	0:34.50	+4	
		Ryan Wiggins		1000m	Overall	(0:04.54)	(0:10.93)	(0:10.92)	(0:10.75)	(0:11.28)	(0:12.47)				
6	5	SARAQAEI	9	68.5	0:04.54	1:00.90 [6]	0:56.36 [7]	0:45.07 [8]	0:33.93 [10]	0:23.24 [9]	0:12.15 [7]	3.39L	0:33.93	+10	
		Warwick Satherley		600m	Overall	(0:04.54)	(0:11.29)	(0:11.14)	(0:10.69)	(0:11.09)	(0:12.15)				
7	1	OUTBACK RINGER	1	66.9	0:04.54	1:01.49 [7]	0:56.95 [6]	0:45.84 [6]	0:34.83 [6]	0:23.94 [8]	0:12.46 [8]	6.84L	0:34.83	+2	
		Tom Orr		800m	Overall	(0:04.54)	(0:11.11)	(0:11.01)	(0:10.89)	(0:11.48)	(0:12.46)				
8	3	COBBO	10	69.2	0:04.52	1:01.73 [8]	0:57.21 [4]	0:46.48 [1]	0:35.73 [1]	0:24.85 [1]	0:13.21 [4]	8.28L	0:35.73	+2	
		Raul Silvera Olivera		1000m	Overall	(0:04.52)	(0:10.73)	(0:10.75)	(0:10.88)	(0:11.64)	(0:13.21)				
9	9	GOTTA HERO	3	68.6	0:04.64	1:02.41 [9]	0:57.77 [9]	0:46.45 [10]	0:35.45 [9]	0:24.46 [10]	0:13.04 [10]	12.26L	0:35.45	+6	
		Natalea Summers		800m	Overall	(0:04.64)	(0:11.32)	(0:11.00)	(0:10.99)	(0:11.42)	(0:13.04)				
10	10	TENNER	7	67.7	0:04.46	1:03.05 [10]	0:58.59 [1]	0:47.40 [5]	0:36.47 [5]	0:25.64 [6]	0:13.86 [9]	16.04L	0:36.47	+6	
		Adam Sewell		800m	Overall	(0:04.46)	(0:11.19)	(0:10.93)	(0:10.83)	(0:11.78)	(0:13.86)				





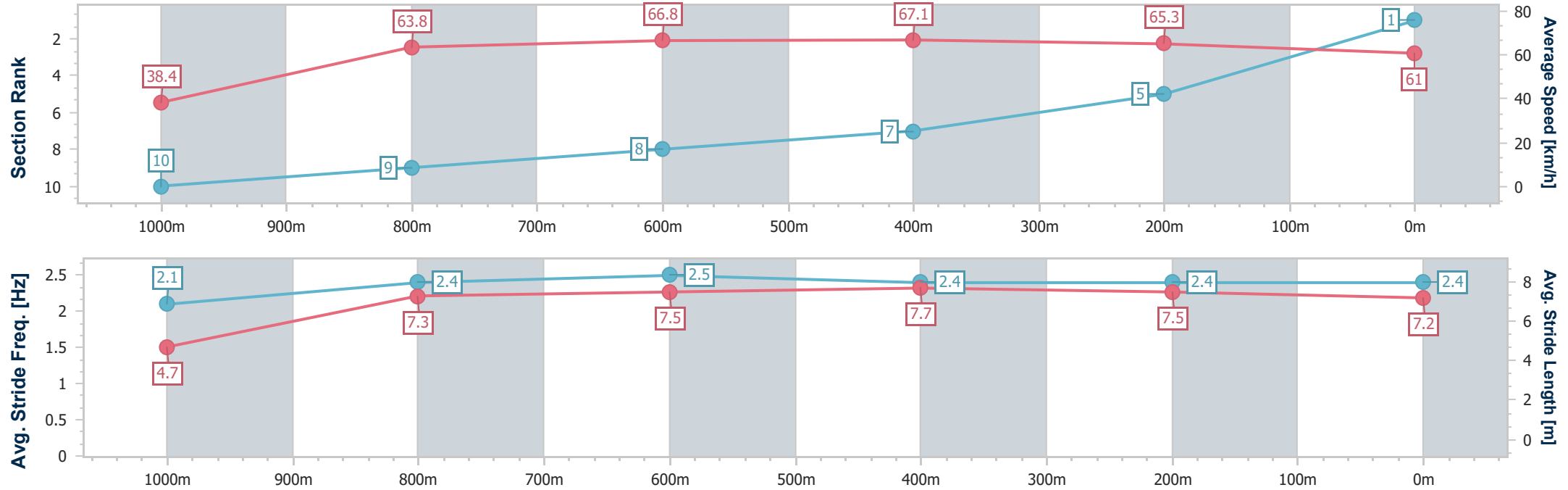
Horse/Jockey Name	Red Beauty
Final Rank	1
Fastest Section Time (Section)	0:04.70 (Overall)
Top Speed [km/h] (Section)	68.6 (400m)
Race State	Finished



RockhamptonProfessional  
Race 4: QUEST APARTMENTS ROCKHAMPTON BENCHMARK  
60 Handicap - 1050m  
18 October 2025 - 13:47  
Track Rating: Soft 5, Weather: Fine, Rail Position: +4.5m Entire



Section	Overall	1000m	800m	600m	400m	200m								
Section Times	1:00.32 [1] (0:04.70)	0:55.62 [10] (0:11.22)	0:44.40 [9] (0:10.87)	0:33.53 [8] (0:10.75)	0:22.78 [7] (0:11.01)	0:11.77 [5] (0:11.77)								
Average Speed [km/h]	38.4	63.8	66.8	67.1	65.3	61.0								
Top Speed [km/h]	55.0	67.4	68.0	68.5	68.6	63.0								
Avg. Dist. to Rail [m]	3.0	1.2	1.3	3.1	4.7	5.4								
Avg. Stride Freq. [Hz]	2.1	2.4	2.5	2.4	2.4	2.4								
Avg. Stride Length [m]	4.7	7.3	7.5	7.7	7.5	7.2								





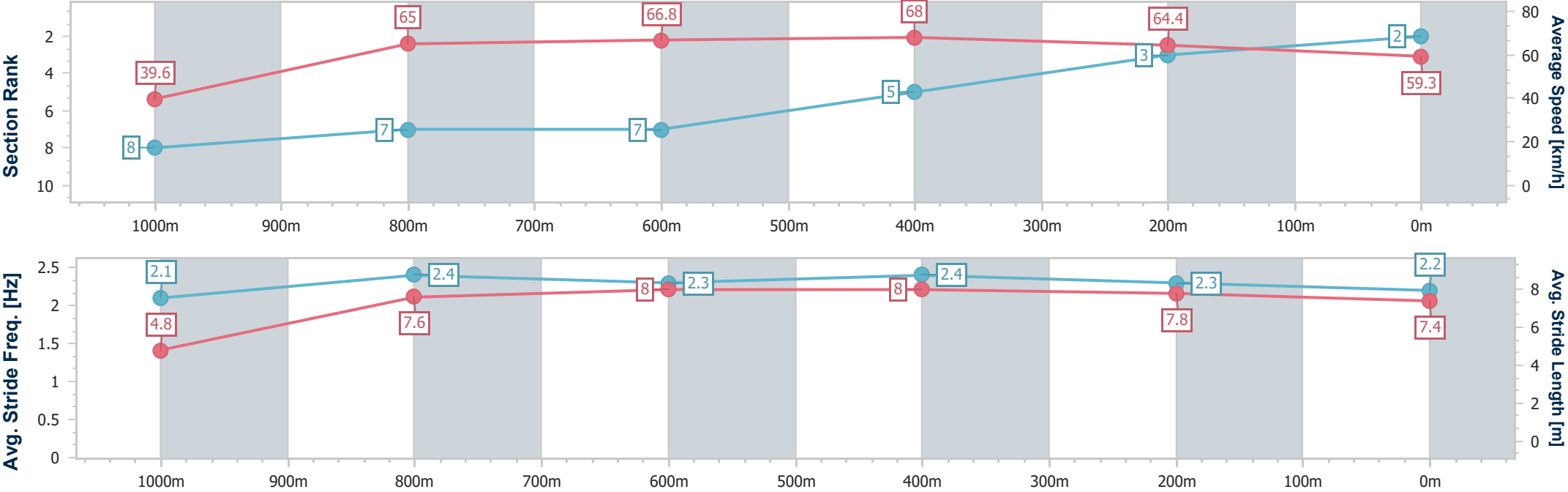
Horse/Jockey Name	Gilbert's Gold
Final Rank	2
Fastest Section Time (Section)	0:04.62 (Overall)
Top Speed [km/h] (Section)	69.6 (600m)
Race State	Finished



RockhamptonProfessional  
Race 4: QUEST APARTMENTS ROCKHAMPTON BENCHMARK  
60 Handicap - 1050m  
18 October 2025 - 13:47  
Track Rating: Soft 5, Weather: Fine, Rail Position: +4.5m Entire



Section	Overall	1000m	800m	600m	400m	200m								
Section Times	1:00.69 [2] (0:04.62)	0:56.07 [8] (0:11.15)	0:44.92 [7] (0:10.99)	0:33.93 [7] (0:10.57)	0:23.36 [5] (0:11.19)	0:12.17 [3] (0:12.17)								
Average Speed [km/h]	39.6	65.0	66.8	68.0	64.4	59.3								
Top Speed [km/h]	57.1	67.7	67.9	69.6	67.3	61.9								
Avg. Dist. to Rail [m]	1.0	1.0	2.4	4.8	7.8	7.4								
Avg. Stride Freq. [Hz]	2.1	2.4	2.3	2.4	2.3	2.2								
Avg. Stride Length [m]	4.8	7.6	8.0	8.0	7.8	7.4								





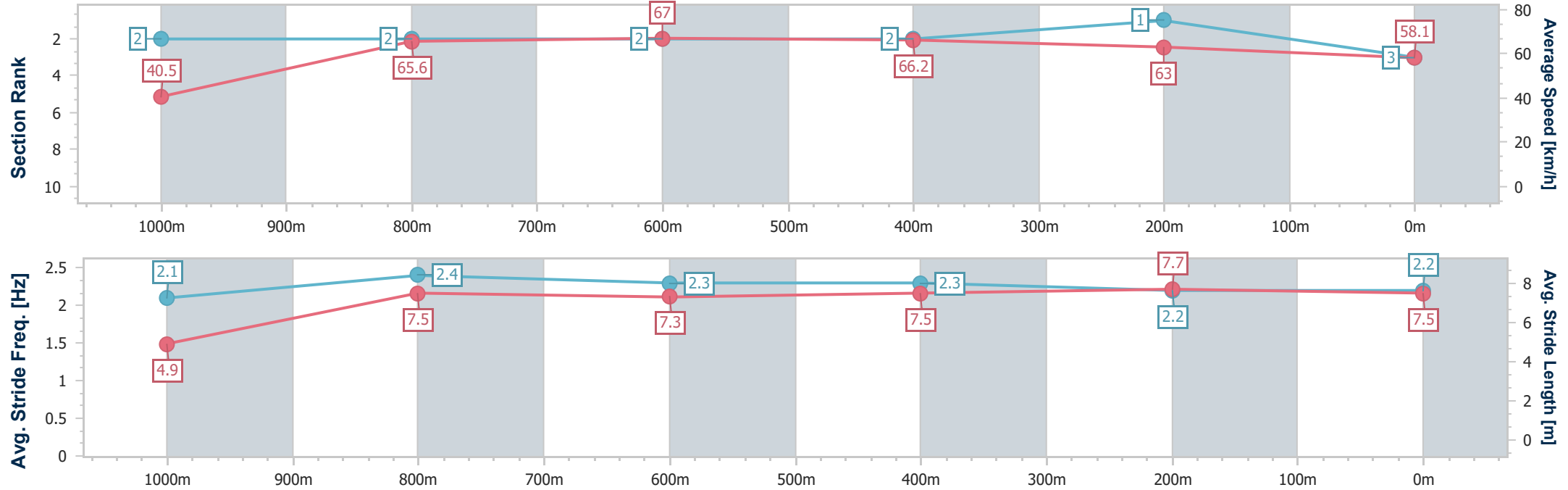
Horse/Jockey Name	Quartershare
Final Rank	3
Fastest Section Time (Section)	0:04.47 (Overall)
Top Speed [km/h] (Section)	67.8 (800m)
Race State	Finished



RockhamptonProfessional  
Race 4: QUEST APARTMENTS ROCKHAMPTON BENCHMARK  
60 Handicap - 1050m  
18 October 2025 - 13:47  
Track Rating: Soft 5, Weather: Fine, Rail Position: +4.5m Entire



Section	Overall	1000m	800m	600m	400m	200m								
Section Times	1:00.74 [3] (0:04.47)	0:56.27 [2] (0:10.96)	0:45.31 [2] (0:10.63)	0:34.68 [2] (0:10.87)	0:23.81 [2] (0:11.44)	0:12.37 [1] (0:12.37)								
Average Speed [km/h]	40.5	65.6	67.0	66.2	63.0	58.1								
Top Speed [km/h]	57.3	67.5	67.8	67.5	65.4	61.1								
Avg. Dist. to Rail [m]	4.0	0.7	1.0	0.6	0.9	1.9								
Avg. Stride Freq. [Hz]	2.1	2.4	2.3	2.3	2.2	2.2								
Avg. Stride Length [m]	4.9	7.5	7.3	7.5	7.7	7.5								





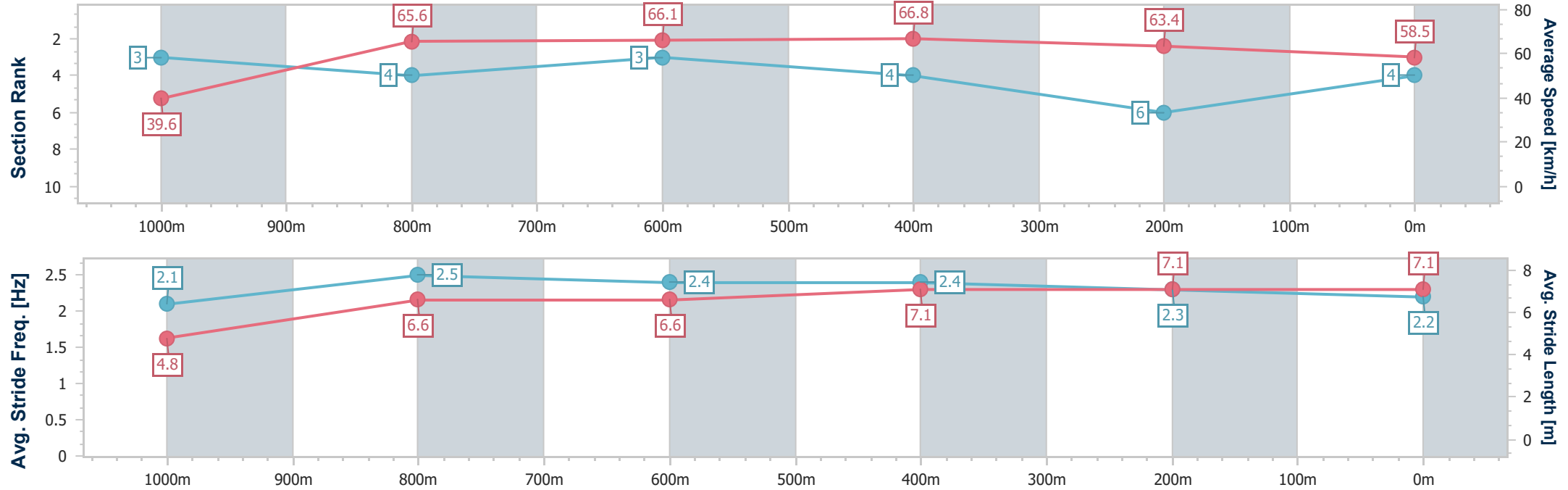
Horse/Jockey Name	Spellhound
Final Rank	4
Fastest Section Time (Section)	0:04.51 (Overall)
Top Speed [km/h] (Section)	67.7 (600m)
Race State	Finished



RockhamptonProfessional  
Race 4: QUEST APARTMENTS ROCKHAMPTON BENCHMARK  
60 Handicap - 1050m  
18 October 2025 - 13:47  
Track Rating: Soft 5, Weather: Fine, Rail Position: +4.5m Entire



Section	Overall	1000m	800m	600m	400m	200m								
Section Times	1:00.86 [4] (0:04.51)	0:56.35 [3] (0:11.01)	0:45.34 [4] (0:10.87)	0:34.47 [3] (0:10.79)	0:23.68 [4] (0:11.37)	0:12.31 [6] (0:12.31)								
Average Speed [km/h]	39.6	65.6	66.1	66.8	63.4	58.5								
Top Speed [km/h]	57.2	67.0	67.4	67.7	66.6	61.5								
Avg. Dist. to Rail [m]	4.6	0.9	0.9	1.9	2.6	1.8								
Avg. Stride Freq. [Hz]	2.1	2.5	2.4	2.4	2.3	2.2								
Avg. Stride Length [m]	4.8	6.6	6.6	7.1	7.1	7.1								





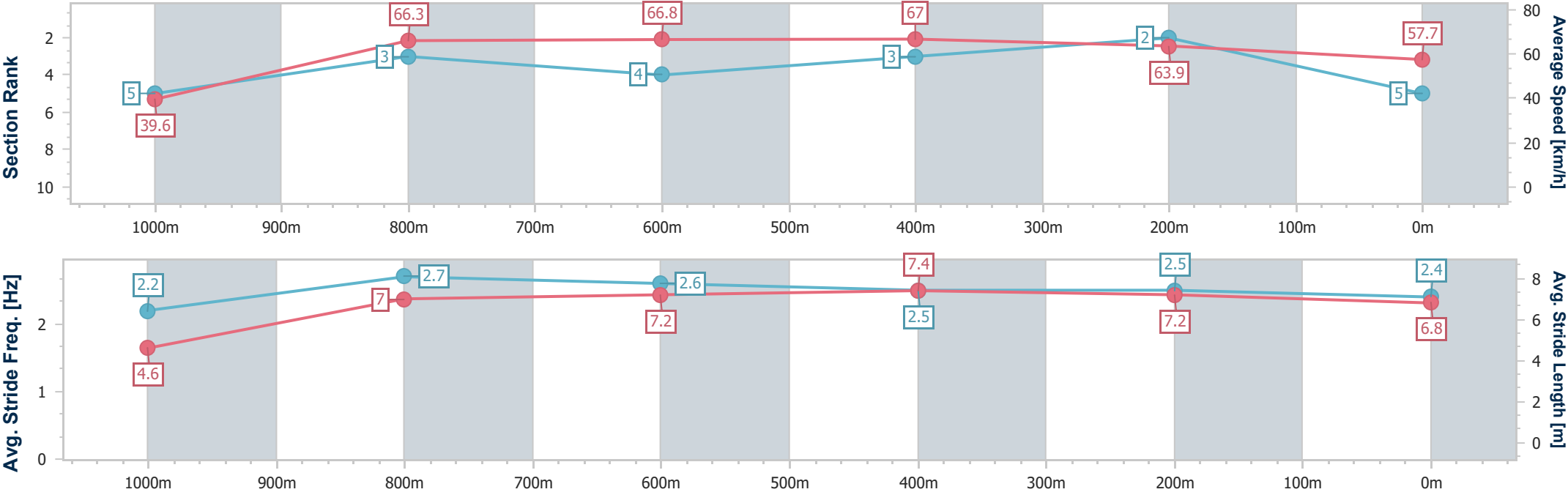
Horse/Jockey Name	Kathy's Rose
Final Rank	5
Fastest Section Time (Section)	0:04.54 (Overall)
Top Speed [km/h] (Section)	68.5 (1000m)
Race State	Finished



RockhamptonProfessional  
Race 4: QUEST APARTMENTS ROCKHAMPTON BENCHMARK  
60 Handicap - 1050m  
18 October 2025 - 13:47  
Track Rating: Soft 5, Weather: Fine, Rail Position: +4.5m Entire



Section	Overall	1000m	800m	600m	400m	200m							
Section Times	1:00.89 [5] (0:04.54)	0:56.35 [5] (0:10.93)	0:45.42 [3] (0:10.92)	0:34.50 [4] (0:10.75)	0:23.75 [3] (0:11.28)	0:12.47 [2] (0:12.47)							
Average Speed [km/h]	39.6	66.3	66.8	67.0	63.9	57.7							
Top Speed [km/h]	58.4	68.5	68.3	67.5	66.9	61.0							
Avg. Dist. to Rail [m]	6.2	1.7	1.5	3.8	5.2	4.7							
Avg. Stride Freq. [Hz]	2.2	2.7	2.6	2.5	2.5	2.4							
Avg. Stride Length [m]	4.6	7.0	7.2	7.4	7.2	6.8							



[ ] Ranking at each section and finish  
- - - - No data available at this section  
NA No data available



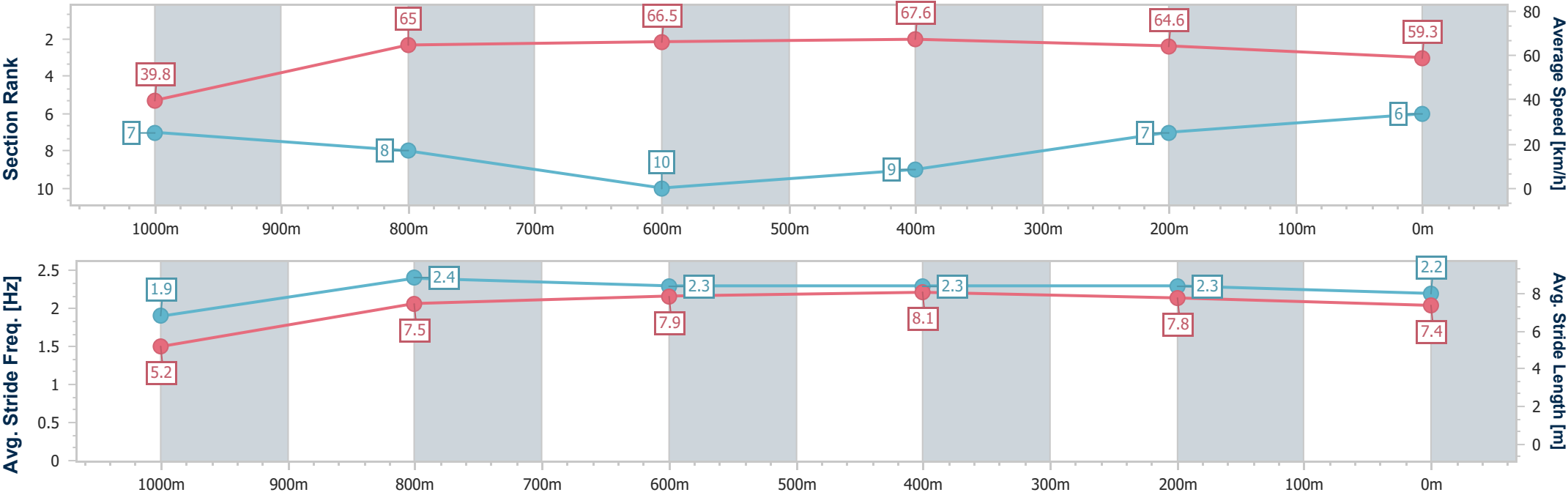
Horse/Jockey Name	Saraqael
Final Rank	6
Fastest Section Time (Section)	0:04.54 (Overall)
Top Speed [km/h] (Section)	68.5 (600m)
Race State	Finished



RockhamptonProfessional  
Race 4: QUEST APARTMENTS ROCKHAMPTON BENCHMARK  
60 Handicap - 1050m  
18 October 2025 - 13:47  
Track Rating: Soft 5, Weather: Fine, Rail Position: +4.5m Entire



Section	Overall	1000m	800m	600m	400m	200m								
Section Times	1:00.90 [6] (0:04.54)	0:56.36 [7] (0:11.29)	0:45.07 [8] (0:11.14)	0:33.93 [10] (0:10.69)	0:23.24 [9] (0:11.09)	0:12.15 [7] (0:12.15)								
Average Speed [km/h]	39.8	65.0	66.5	67.6	64.6	59.3								
Top Speed [km/h]	57.2	67.0	67.5	68.5	67.8	62.0								
Avg. Dist. to Rail [m]	7.5	4.0	3.6	4.9	5.7	7.8								
Avg. Stride Freq. [Hz]	1.9	2.4	2.3	2.3	2.3	2.2								
Avg. Stride Length [m]	5.2	7.5	7.9	8.1	7.8	7.4								





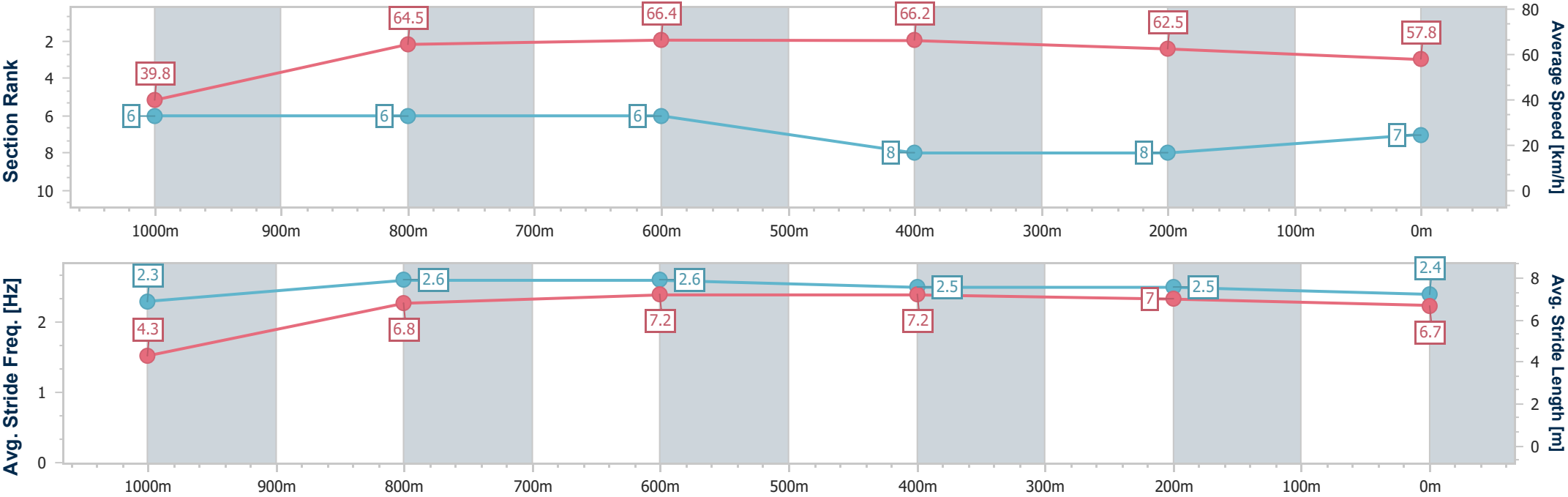
Horse/Jockey Name	Outback Ringer
Final Rank	7
Fastest Section Time (Section)	0:04.54 (Overall)
Top Speed [km/h] (Section)	66.9 (800m)
Race State	Finished



RockhamptonProfessional  
Race 4: QUEST APARTMENTS ROCKHAMPTON BENCHMARK  
60 Handicap - 1050m  
18 October 2025 - 13:47  
Track Rating: Soft 5, Weather: Fine, Rail Position: +4.5m Entire



Section	Overall	1000m	800m	600m	400m	200m								
Section Times	1:01.49 [7] (0:04.54)	0:56.95 [6] (0:11.11)	0:45.84 [6] (0:11.01)	0:34.83 [6] (0:10.89)	0:23.94 [8] (0:11.48)	0:12.46 [8] (0:12.46)								
Average Speed [km/h]	39.8	64.5	66.4	66.2	62.5	57.8								
Top Speed [km/h]	57.6	66.7	66.9	66.8	66.4	59.9								
Avg. Dist. to Rail [m]	0.7	0.4	1.6	2.5	2.0	2.2								
Avg. Stride Freq. [Hz]	2.3	2.6	2.6	2.5	2.5	2.4								
Avg. Stride Length [m]	4.3	6.8	7.2	7.2	7.0	6.7								





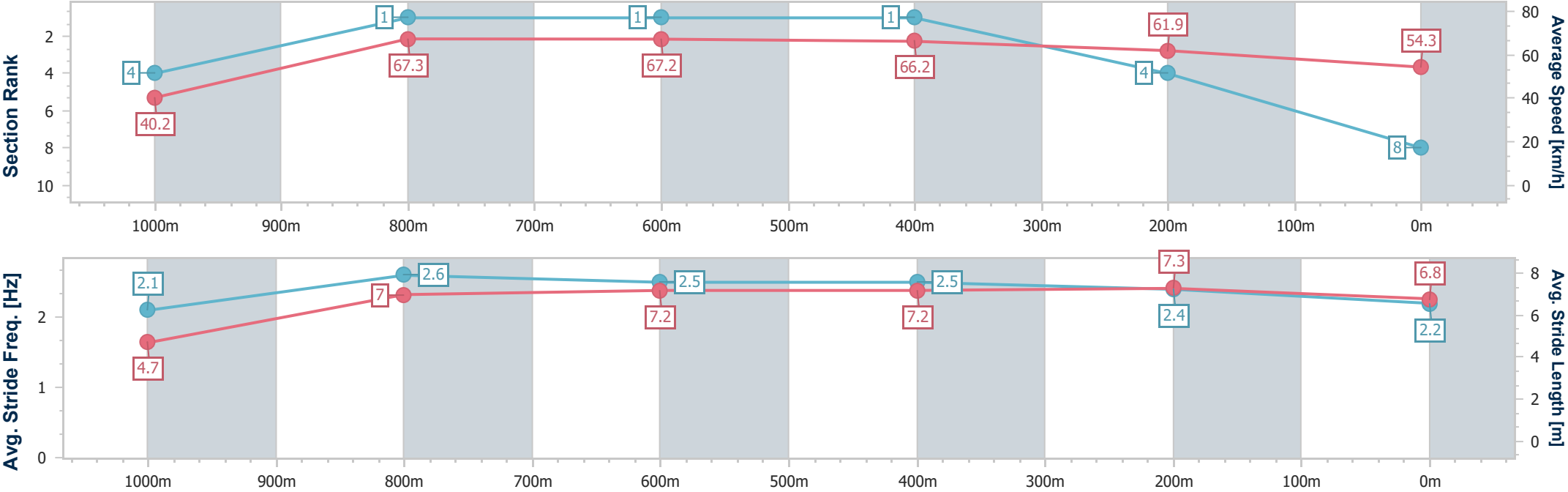
Horse/Jockey Name	Cobbo
Final Rank	8
Fastest Section Time (Section)	0:04.52 (Overall)
Top Speed [km/h] (Section)	69.2 (1000m)
Race State	Finished



RockhamptonProfessional  
Race 4: QUEST APARTMENTS ROCKHAMPTON BENCHMARK  
60 Handicap - 1050m  
18 October 2025 - 13:47  
Track Rating: Soft 5, Weather: Fine, Rail Position: +4.5m Entire



Section	Overall	1000m	800m	600m	400m	200m								
Section Times	1:01.73 [8] (0:04.52)	0:57.21 [4] (0:10.73)	0:46.48 [1] (0:10.75)	0:35.73 [1] (0:10.88)	0:24.85 [1] (0:11.64)	0:13.21 [4] (0:13.21)								
Average Speed [km/h]	40.2	67.3	67.2	66.2	61.9	54.3								
Top Speed [km/h]	59.7	69.2	67.8	66.7	65.4	58.6								
Avg. Dist. to Rail [m]	8.9	2.9	1.2	2.5	1.6	1.9								
Avg. Stride Freq. [Hz]	2.1	2.6	2.5	2.5	2.4	2.2								
Avg. Stride Length [m]	4.7	7.0	7.2	7.2	7.3	6.8								







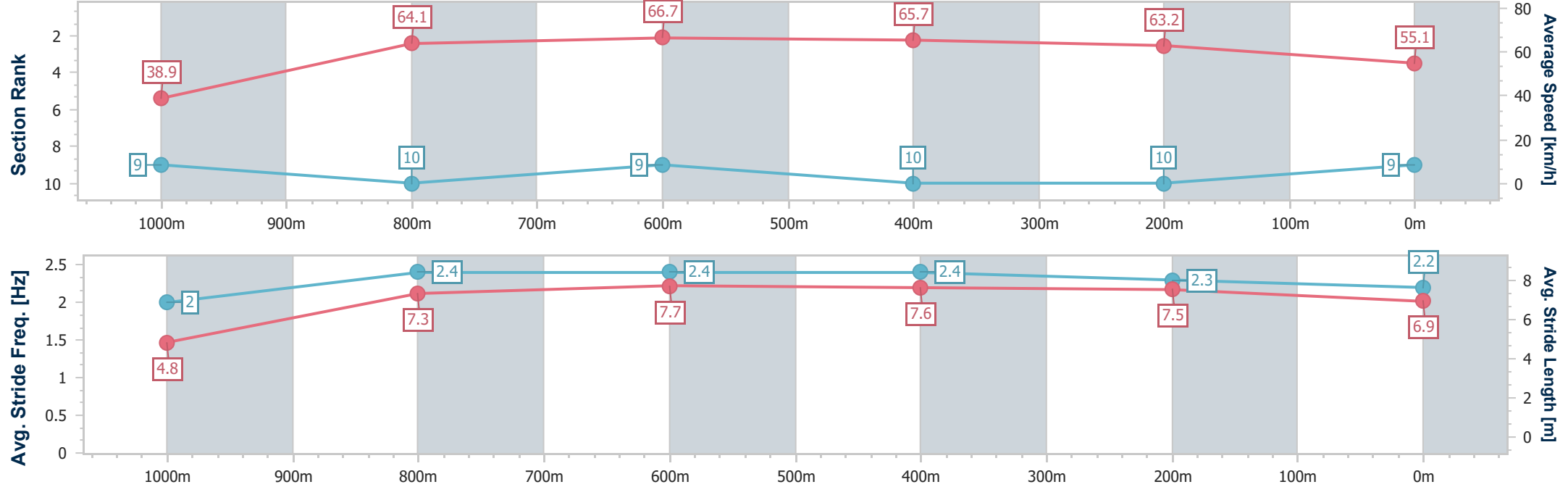
Horse/Jockey Name	Gotta Hero
Final Rank	9
Fastest Section Time (Section)	0:04.64 (Overall)
Top Speed [km/h] (Section)	68.6 (800m)
Race State	Finished



RockhamptonProfessional  
Race 4: QUEST APARTMENTS ROCKHAMPTON BENCHMARK  
60 Handicap - 1050m  
18 October 2025 - 13:47  
Track Rating: Soft 5, Weather: Fine, Rail Position: +4.5m Entire



Section	Overall	1000m	800m	600m	400m	200m								
Section Times	1:02.41 [9] (0:04.64)	0:57.77 [9] (0:11.32)	0:46.45 [10] (0:11.00)	0:35.45 [9] (0:10.99)	0:24.46 [10] (0:11.42)	0:13.04 [10] (0:13.04)								
Average Speed [km/h]	38.9	64.1	66.7	65.7	63.2	55.1								
Top Speed [km/h]	57.8	68.1	68.6	66.8	66.6	59.4								
Avg. Dist. to Rail [m]	2.0	1.3	2.5	4.6	6.4	5.0								
Avg. Stride Freq. [Hz]	2.0	2.4	2.4	2.4	2.3	2.2								
Avg. Stride Length [m]	4.8	7.3	7.7	7.6	7.5	6.9								





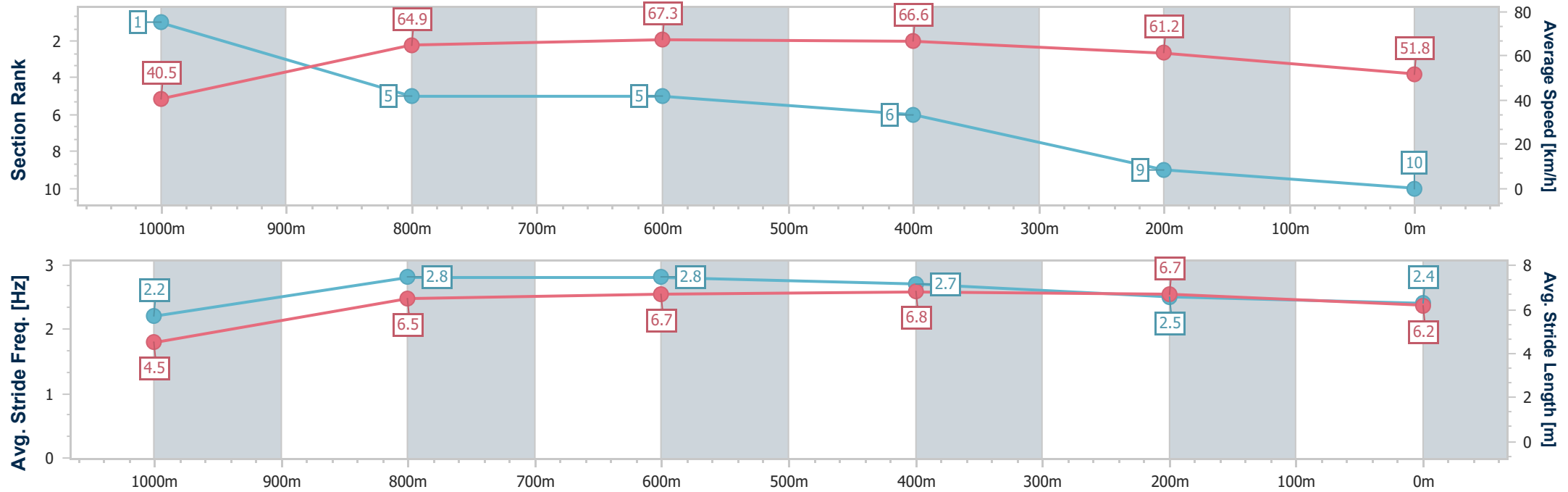
Horse/Jockey Name	Tenner
Final Rank	10
Fastest Section Time (Section)	0:04.46 (Overall)
Top Speed [km/h] (Section)	67.7 (800m)
Race State	Finished



RockhamptonProfessional  
Race 4: QUEST APARTMENTS ROCKHAMPTON BENCHMARK  
60 Handicap - 1050m  
18 October 2025 - 13:47  
Track Rating: Soft 5, Weather: Fine, Rail Position: +4.5m Entire



Section	Overall	1000m	800m	600m	400m	200m								
Section Times	1:03.05 [10] (0:04.46)	0:58.59 [1] (0:11.19)	0:47.40 [5] (0:10.93)	0:36.47 [5] (0:10.83)	0:25.64 [6] (0:11.78)	0:13.86 [9] (0:13.86)								
Average Speed [km/h]	40.5	64.9	67.3	66.6	61.2	51.8								
Top Speed [km/h]	56.9	67.1	67.7	67.4	64.7	57.2								
Avg. Dist. to Rail [m]	5.0	1.6	2.9	4.9	5.9	6.1								
Avg. Stride Freq. [Hz]	2.2	2.8	2.8	2.7	2.5	2.4								
Avg. Stride Length [m]	4.5	6.5	6.7	6.8	6.7	6.2								





# Rockhampton Professional

## Race 5: CARLY MAE PYE MEMORIAL Maiden Handicap - 1200m

18 October 2025 - 14:22



Track Rating: Soft 5, Weather: Fine, Rail Position: +4.5m Entire

Section		Overall				1000m	800m	600m	400m	200m	Last 600m		
Field Times		1:09.83				0:58.01	0:47.01	0:35.21	0:23.47	0:12.17	0:35.21		
		(0:11.82)				(0:11.00)	(0:11.80)	(0:11.74)	(0:11.30)	(0:12.17)			
Rank	TAB	Horse/Jockey	Barrier	Top Speed [km/h]	Fastest Section						Margin	Distance Travelled [m]	
1	1	THE BOSS MAN	8	67.4	0:11.16	1:09.83 [1]	0:57.93 [3]	0:46.69 [3]	0:34.79 [3]	0:23.33 [3]	0:12.17 [1]	1:09.83	0:34.79
		Rob Thorburn		1000m	400m	(0:11.90)	(0:11.24)	(0:11.90)	(0:11.46)	(0:11.16)	(0:12.17)		
2	10	EAST WEST MISS	1	65.7	0:11.22	1:09.91 [2]	0:57.56 [7]	0:46.26 [7]	0:34.42 [6]	0:23.14 [7]	0:11.92 [5]	0.47L	0:34.42
		Jackson Murphy		600m	400m	(0:12.35)	(0:11.30)	(0:11.84)	(0:11.28)	(0:11.22)	(0:11.92)		-9
3	7	CASH PIT	5	65.9	0:11.22	1:10.14 [3]	0:58.11 [4]	0:46.87 [4]	0:34.86 [4]	0:23.54 [4]	0:12.32 [3]	1.79L	0:34.86
		Leah Martyn		1000m	400m	(0:12.03)	(0:11.24)	(0:12.01)	(0:11.32)	(0:11.22)	(0:12.32)		+1
4	2	RUM RUNNER	6	67.2	0:11.18	1:10.14 [4]	0:57.87 [6]	0:46.56 [6]	0:34.58 [7]	0:23.39 [6]	0:12.21 [4]	1.83L	0:34.58
		Sean Cormack		600m	400m	(0:12.27)	(0:11.31)	(0:11.98)	(0:11.19)	(0:11.18)	(0:12.21)		+0
5	5	DALT JAZ	3	66.0	0:11.07	1:10.31 [5]	0:58.49 [1]	0:47.42 [2]	0:35.63 [2]	0:23.95 [1]	0:12.51 [2]	2.8L	0:35.63
		Ashley Butler		1000m	1000m	(0:11.82)	(0:11.07)	(0:11.79)	(0:11.68)	(0:11.44)	(0:12.51)		-4
6	8	BE BOB ALOOLA	4	65.1	0:11.29	1:10.45 [6]	0:58.41 [5]	0:47.12 [5]	0:35.13 [5]	0:23.66 [8]	0:12.23 [7]	3.63L	0:35.13
		Raul Silvera Olivera		1000m	1000m	(0:12.04)	(0:11.29)	(0:11.99)	(0:11.47)	(0:11.43)	(0:12.23)		-3
7	9	RUN FRED A RUN	9	66.5	0:11.02	1:10.47 [7]	0:57.85 [10]	0:46.34 [11]	0:34.57 [11]	0:23.55 [9]	0:12.33 [6]	3.75L	0:34.57
		Adam Sewell		600m	600m	(0:12.62)	(0:11.51)	(0:11.77)	(0:11.02)	(0:11.22)	(0:12.33)		+2
8	3	PEPPER PIE	7	65.1	0:11.28	1:10.62 [8]	0:58.24 [8]	0:46.77 [9]	0:34.93 [10]	0:23.65 [11]	0:12.26 [9]	4.61L	0:34.93
		Tasha Chambers		600m	600m	(0:12.38)	(0:11.47)	(0:11.84)	(0:11.28)	(0:11.39)	(0:12.26)		+2
9	12	THE PUBLICAN	11	65.6	0:11.25	1:10.69 [9]	0:57.74 [12]	0:46.43 [12]	0:34.60 [12]	0:23.25 [12]	0:12.00 [12]	5.01L	0:34.60
		Natalea Summers		600m	400m	(0:12.95)	(0:11.31)	(0:11.83)	(0:11.35)	(0:11.25)	(0:12.00)		-1
10	4	THREE TEES	10	65.7	0:11.27	1:10.75 [10]	0:58.04 [11]	0:46.77 [10]	0:35.09 [9]	0:23.79 [10]	0:12.19 [11]	5.37L	0:35.09
		Nikki Olzard		600m	1000m	(0:12.71)	(0:11.27)	(0:11.68)	(0:11.30)	(0:11.60)	(0:12.19)		-10



# Rockhampton Professional

## Race 5: CARLY MAE PYE MEMORIAL Maiden Handicap - 1200m

18 October 2025 - 14:22



Track Rating: Soft 5, Weather: Fine, Rail Position: +4.5m Entire

Section						Overall	1000m	800m	600m	400m	200m	Last 600m		
Field Times						1:09.83 (0:11.82)	0:58.01 (0:11.00)	0:47.01 (0:11.80)	0:35.21 (0:11.74)	0:23.47 (0:11.30)	0:12.17 (0:12.17)	0:35.21		
Rank	TAB	Horse/Jockey	Barrier	Top Speed [km/h]	Fastest Section							Margin		Distance Travelled [m]
11	11	SUNSHINE RUBY	12	65.5	0:11.14	1:10.99 [11]	0:58.60 [9]	0:47.17 [8]	0:35.39 [8]	0:24.25 [5]	0:12.72 [8]	6.83L	0:35.39	+4
		Chris McIver		600m	600m	(0:12.39)	(0:11.43)	(0:11.78)	(0:11.14)	(0:11.53)	(0:12.72)			
12	6	KICK AND WIN	2	67.1	0:10.97	1:11.15 [12]	0:59.30 [2]	0:48.33 [1]	0:36.53 [1]	0:24.68 [2]	0:12.72 [10]	7.74L	0:36.53	-5
		Tom Orr		1000m	1000m	(0:11.85)	(0:10.97)	(0:11.80)	(0:11.85)	(0:11.96)	(0:12.72)			



Horse/Jockey Name	The Boss Man
Final Rank	1
Fastest Section Time (Section)	0:11.16 (400m)
Top Speed [km/h] (Section)	67.4 (1000m)
Race State	Finished



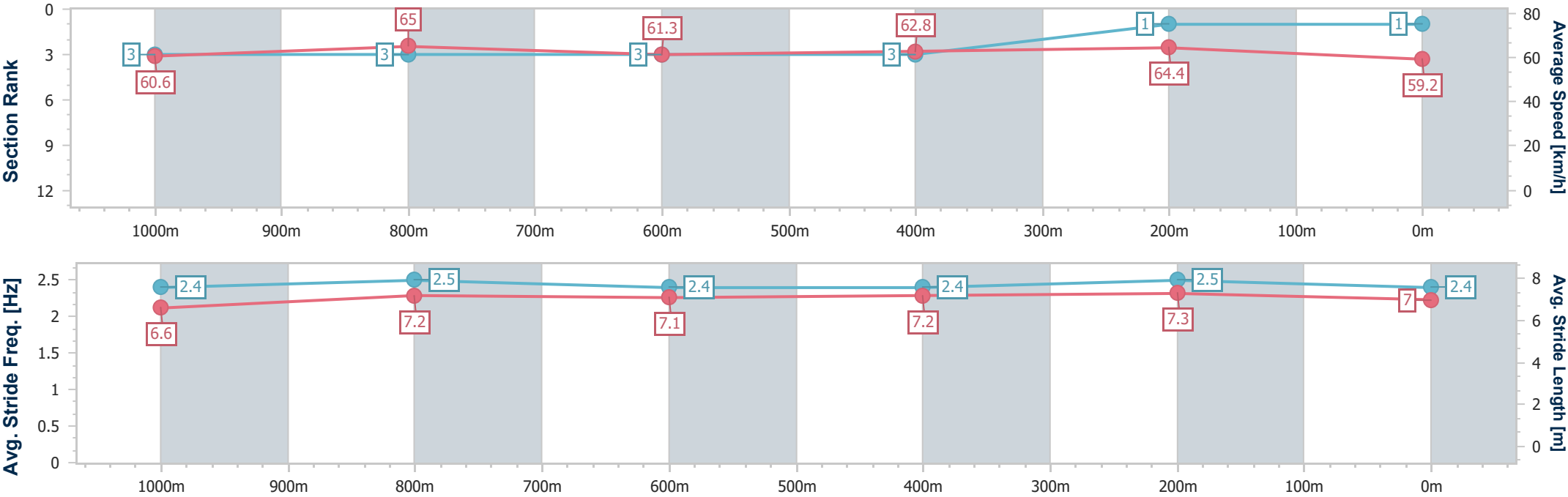
RockhamptonProfessional  
Race 5: CARLY MAE PYE MEMORIAL Maiden Handicap - 1200m

18 October 2025 - 14:22

Track Rating: Soft 5, Weather: Fine, Rail Position: +4.5m Entire



Section	Overall	1000m	800m	600m	400m	200m							
Section Times	1:09.83 [1] (0:11.90)	0:57.93 [3] (0:11.24)	0:46.69 [3] (0:11.90)	0:34.79 [3] (0:11.46)	0:23.33 [3] (0:11.16)	0:12.17 [1] (0:12.17)							
Average Speed [km/h]	60.6	65.0	61.3	62.8	64.4	59.2							
Top Speed [km/h]	66.3	67.4	63.5	64.9	65.4	62.1							
Avg. Dist. to Rail [m]	6.9	2.5	1.6	2.7	3.5	2.4							
Avg. Stride Freq. [Hz]	2.4	2.5	2.4	2.4	2.5	2.4							
Avg. Stride Length [m]	6.6	7.2	7.1	7.2	7.3	7.0							



[ ] Ranking at each section and finish  
- - - - No data available at this section  
NA No data available



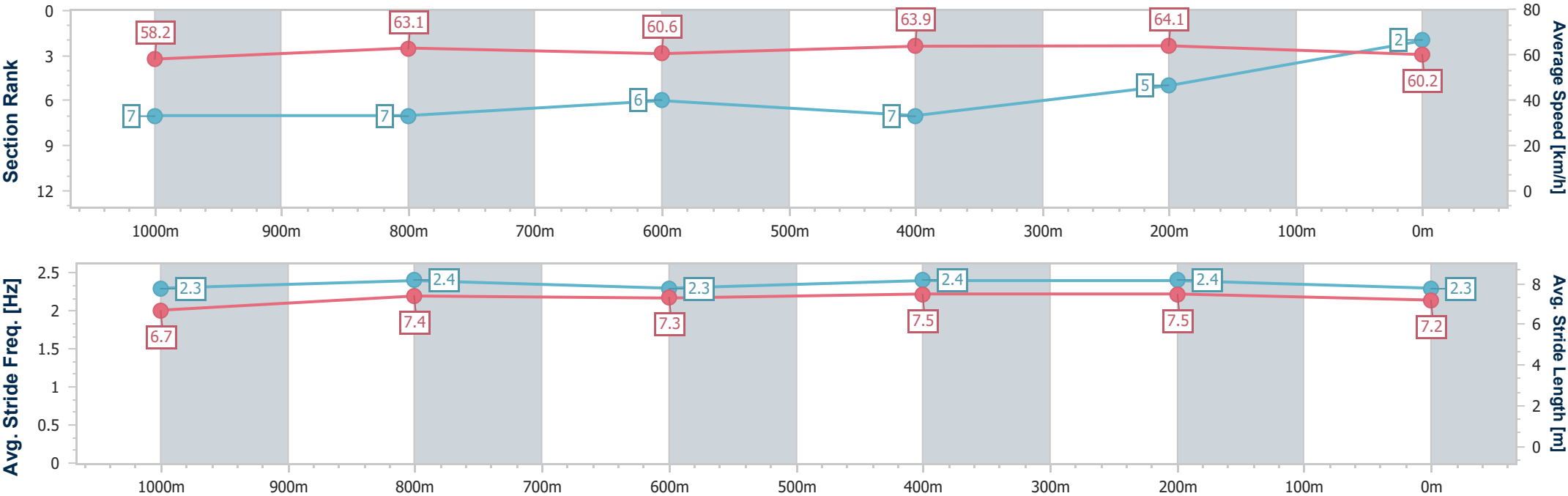
Horse/Jockey Name	East West Miss
Final Rank	2
Fastest Section Time (Section)	0:11.22 (400m)
Top Speed [km/h] (Section)	65.7 (600m)
Race State	Finished



RockhamptonProfessional  
Race 5: CARLY MAE PYE MEMORIAL Maiden Handicap - 1200m  
18 October 2025 - 14:22  
Track Rating: Soft 5, Weather: Fine, Rail Position: +4.5m Entire



Section	Overall	1000m	800m	600m	400m	200m								
Section Times	1:09.91 [2] (0:12.35)	0:57.56 [7] (0:11.30)	0:46.26 [7] (0:11.84)	0:34.42 [6] (0:11.28)	0:23.14 [7] (0:11.22)	0:11.92 [5] (0:11.92)								
Average Speed [km/h]	58.2	63.1	60.6	63.9	64.1	60.2								
Top Speed [km/h]	65.6	65.5	62.3	65.7	64.9	62.7								
Avg. Dist. to Rail [m]	0.9	2.0	0.8	1.7	2.7	2.7								
Avg. Stride Freq. [Hz]	2.3	2.4	2.3	2.4	2.4	2.3								
Avg. Stride Length [m]	6.7	7.4	7.3	7.5	7.5	7.2								





Horse/Jockey Name	Cash Pit
Final Rank	3
Fastest Section Time (Section)	0:11.22 (400m)
Top Speed [km/h] (Section)	65.9 (1000m)
Race State	Finished



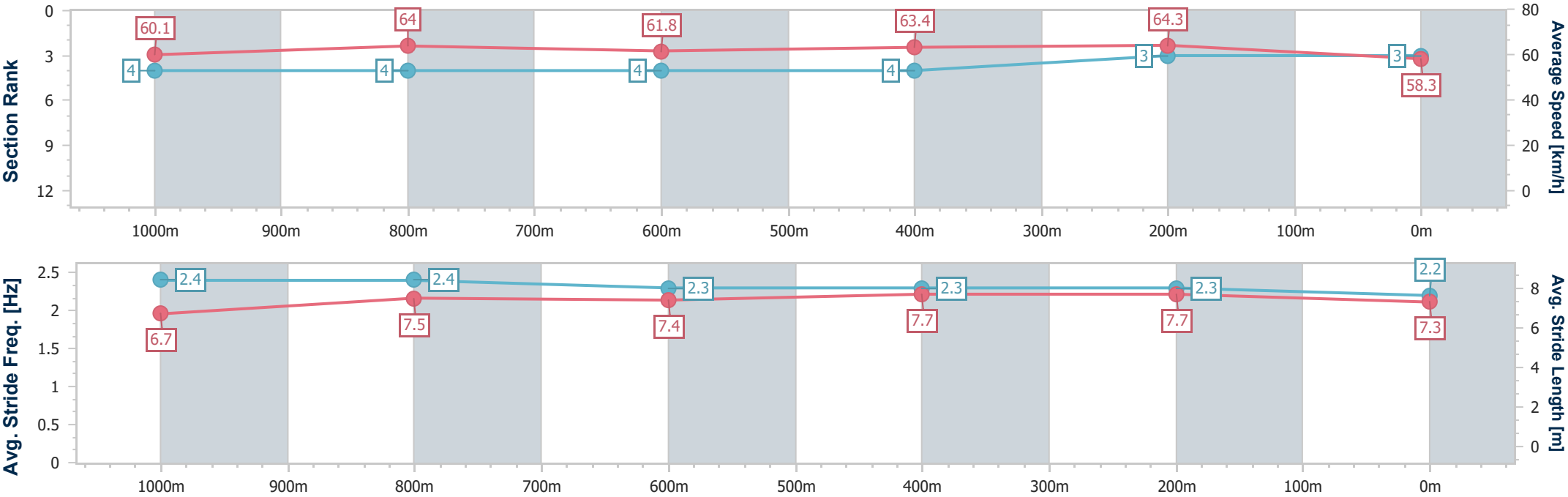
RockhamptonProfessional  
Race 5: CARLY MAE PYE MEMORIAL Maiden Handicap - 1200m

18 October 2025 - 14:22

Track Rating: Soft 5, Weather: Fine, Rail Position: +4.5m Entire



Section	Overall	1000m	800m	600m	400m	200m								
Section Times	1:10.14 [3] (0:12.03)	0:58.11 [4] (0:11.24)	0:46.87 [4] (0:12.01)	0:34.86 [4] (0:11.32)	0:23.54 [4] (0:11.22)	0:12.32 [3] (0:12.32)								
Average Speed [km/h]	60.1	64.0	61.8	63.4	64.3	58.3								
Top Speed [km/h]	65.1	65.9	63.4	65.9	65.9	61.8								
Avg. Dist. to Rail [m]	3.2	0.6	3.4	4.1	4.8	4.0								
Avg. Stride Freq. [Hz]	2.4	2.4	2.3	2.3	2.3	2.2								
Avg. Stride Length [m]	6.7	7.5	7.4	7.7	7.7	7.3								





Horse/Jockey Name	Rum Runner
Final Rank	4
Fastest Section Time (Section)	0:11.18 (400m)
Top Speed [km/h] (Section)	67.2 (600m)
Race State	Finished



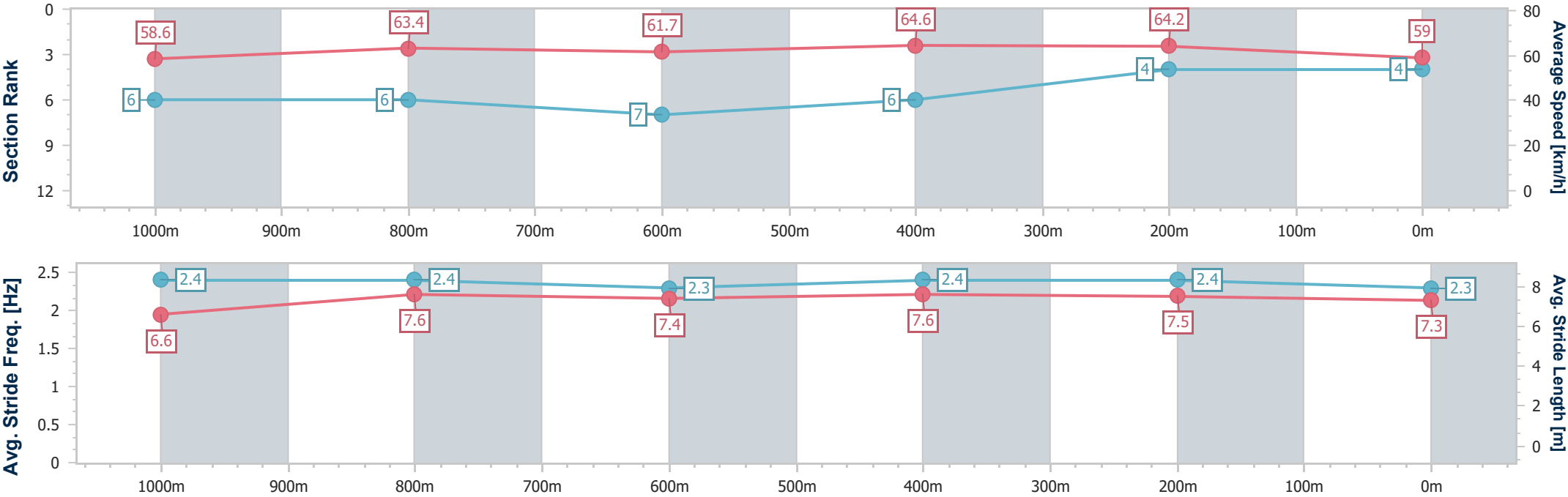
RockhamptonProfessional  
Race 5: CARLY MAE PYE MEMORIAL Maiden Handicap - 1200m

18 October 2025 - 14:22

Track Rating: Soft 5, Weather: Fine, Rail Position: +4.5m Entire



Section	Overall	1000m	800m	600m	400m	200m							
Section Times	1:10.14 [4] (0:12.27)	0:57.87 [6] (0:11.31)	0:46.56 [6] (0:11.98)	0:34.58 [7] (0:11.19)	0:23.39 [6] (0:11.18)	0:12.21 [4] (0:12.21)							
Average Speed [km/h]	58.6	63.4	61.7	64.6	64.2	59.0							
Top Speed [km/h]	64.9	65.9	63.4	67.2	67.1	62.1							
Avg. Dist. to Rail [m]	2.7	0.9	3.3	4.8	6.4	5.4							
Avg. Stride Freq. [Hz]	2.4	2.4	2.3	2.4	2.4	2.3							
Avg. Stride Length [m]	6.6	7.6	7.4	7.6	7.5	7.3							



- [ ] Ranking at each section and finish
- .-.- No data available at this section
- NA No data available





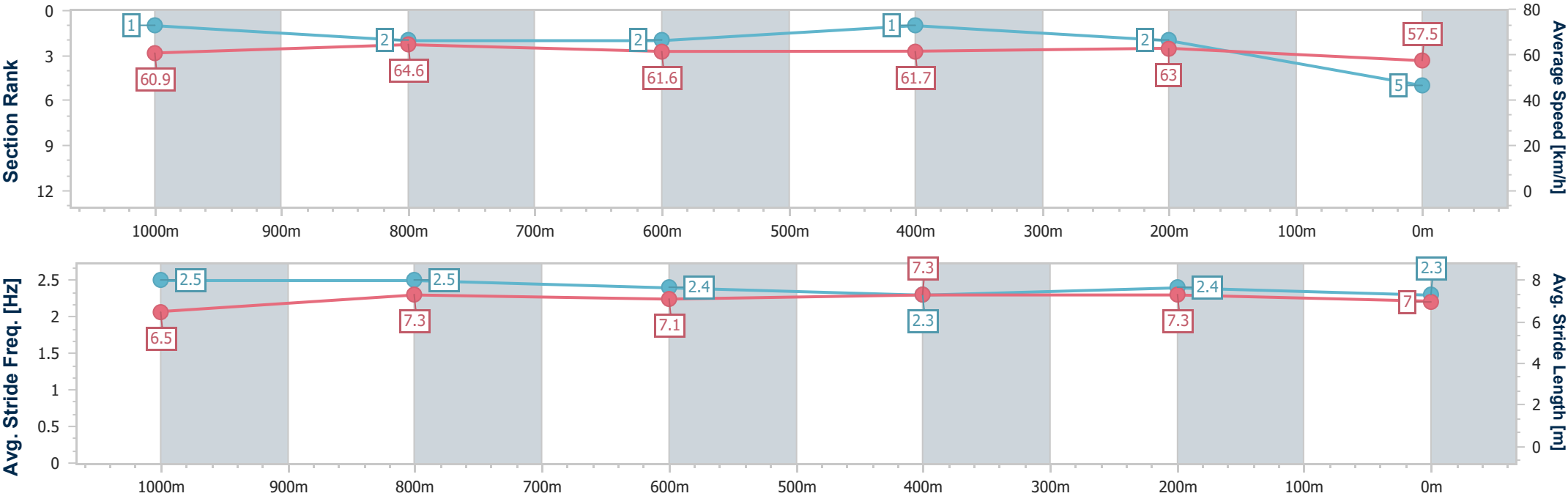
Horse/Jockey Name	Dalt Jaz
Final Rank	5
Fastest Section Time (Section)	0:11.07 (1000m)
Top Speed [km/h] (Section)	66.0 (1000m)
Race State	Finished



RockhamptonProfessional  
Race 5: CARLY MAE PYE MEMORIAL Maiden Handicap - 1200m  
18 October 2025 - 14:22  
Track Rating: Soft 5, Weather: Fine, Rail Position: +4.5m Entire



Section	Overall	1000m	800m	600m	400m	200m							
Section Times	1:10.31 [5] (0:11.82)	0:58.49 [1] (0:11.07)	0:47.42 [2] (0:11.79)	0:35.63 [2] (0:11.68)	0:23.95 [1] (0:11.44)	0:12.51 [2] (0:12.51)							
Average Speed [km/h]	60.9	64.6	61.6	61.7	63.0	57.5							
Top Speed [km/h]	65.8	66.0	63.7	63.0	63.9	61.6							
Avg. Dist. to Rail [m]	1.7	1.1	1.6	1.7	1.9	1.5							
Avg. Stride Freq. [Hz]	2.5	2.5	2.4	2.3	2.4	2.3							
Avg. Stride Length [m]	6.5	7.3	7.1	7.3	7.3	7.0							





Horse/Jockey Name	Be Bob Aloola
Final Rank	6
Fastest Section Time (Section)	0:11.29 (1000m)
Top Speed [km/h] (Section)	65.1 (1000m)
Race State	Finished



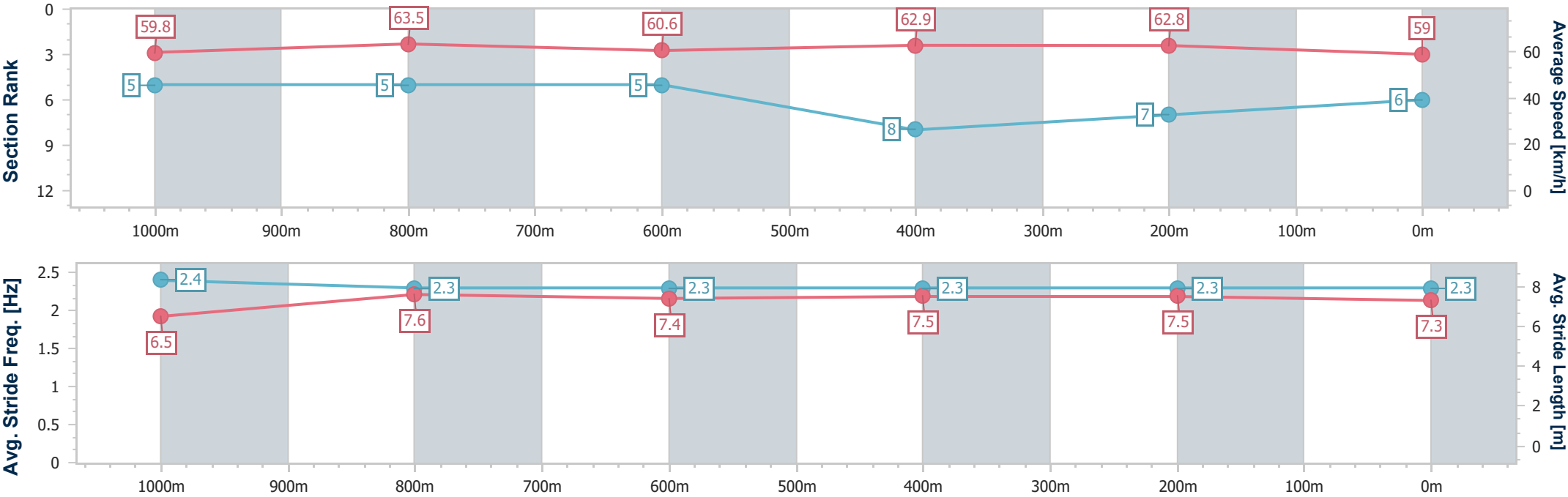
RockhamptonProfessional  
Race 5: CARLY MAE PYE MEMORIAL Maiden Handicap - 1200m

18 October 2025 - 14:22

Track Rating: Soft 5, Weather: Fine, Rail Position: +4.5m Entire



Section	Overall	1000m	800m	600m	400m	200m							
Section Times	1:10.45 [6] (0:12.04)	0:58.41 [5] (0:11.29)	0:47.12 [5] (0:11.99)	0:35.13 [5] (0:11.47)	0:23.66 [8] (0:11.43)	0:12.23 [7] (0:12.23)							
Average Speed [km/h]	59.8	63.5	60.6	62.9	62.8	59.0							
Top Speed [km/h]	65.0	65.1	62.9	64.5	64.0	61.3							
Avg. Dist. to Rail [m]	2.0	0.8	1.3	2.2	2.9	3.3							
Avg. Stride Freq. [Hz]	2.4	2.3	2.3	2.3	2.3	2.3							
Avg. Stride Length [m]	6.5	7.6	7.4	7.5	7.5	7.3							





Horse/Jockey Name	Run Freda Run
Final Rank	7
Fastest Section Time (Section)	0:11.02 (600m)
Top Speed [km/h] (Section)	66.5 (600m)
Race State	Finished



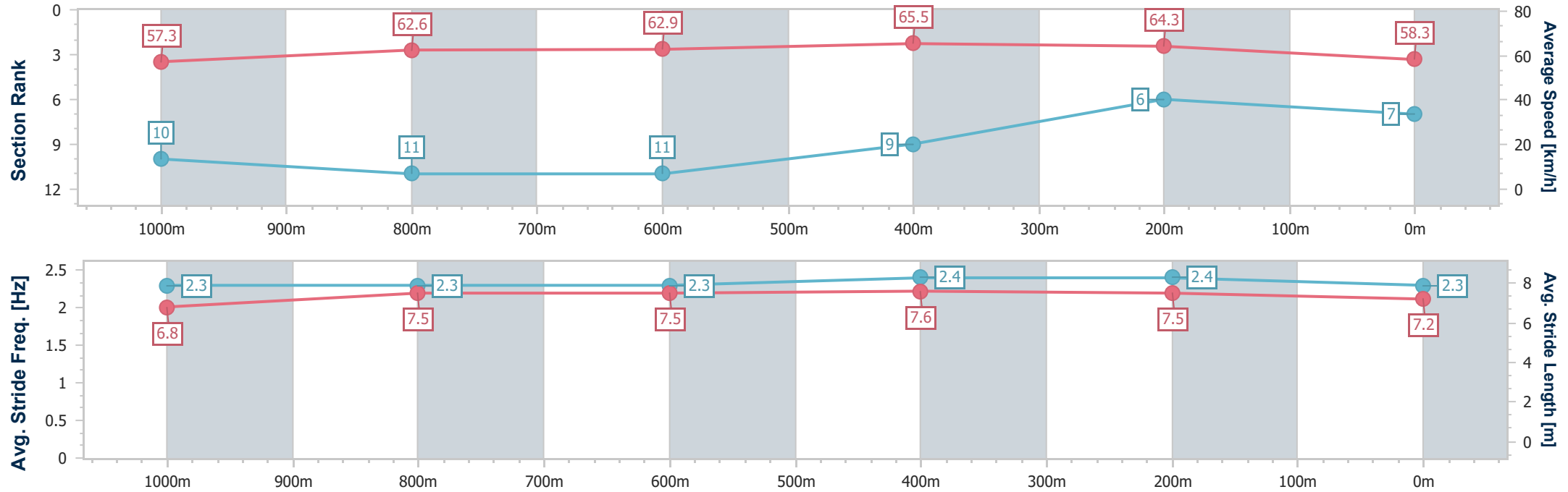
RockhamptonProfessional  
Race 5: CARLY MAE PYE MEMORIAL Maiden Handicap - 1200m

18 October 2025 - 14:22

Track Rating: Soft 5, Weather: Fine, Rail Position: +4.5m Entire



Section	Overall	1000m	800m	600m	400m	200m							
Section Times	1:10.47 [7] (0:12.62)	0:57.85 [10] (0:11.51)	0:46.34 [11] (0:11.77)	0:34.57 [11] (0:11.02)	0:23.55 [9] (0:11.22)	0:12.33 [6] (0:12.33)							
Average Speed [km/h]	57.3	62.6	62.9	65.5	64.3	58.3							
Top Speed [km/h]	60.8	63.8	64.4	66.5	66.3	61.4							
Avg. Dist. to Rail [m]	7.2	0.5	3.6	6.1	8.2	6.7							
Avg. Stride Freq. [Hz]	2.3	2.3	2.3	2.4	2.4	2.3							
Avg. Stride Length [m]	6.8	7.5	7.5	7.6	7.5	7.2							





Horse/Jockey Name	Pepper Pie
Final Rank	8
Fastest Section Time (Section)	0:11.28 (600m)
Top Speed [km/h] (Section)	65.1 (600m)
Race State	Finished



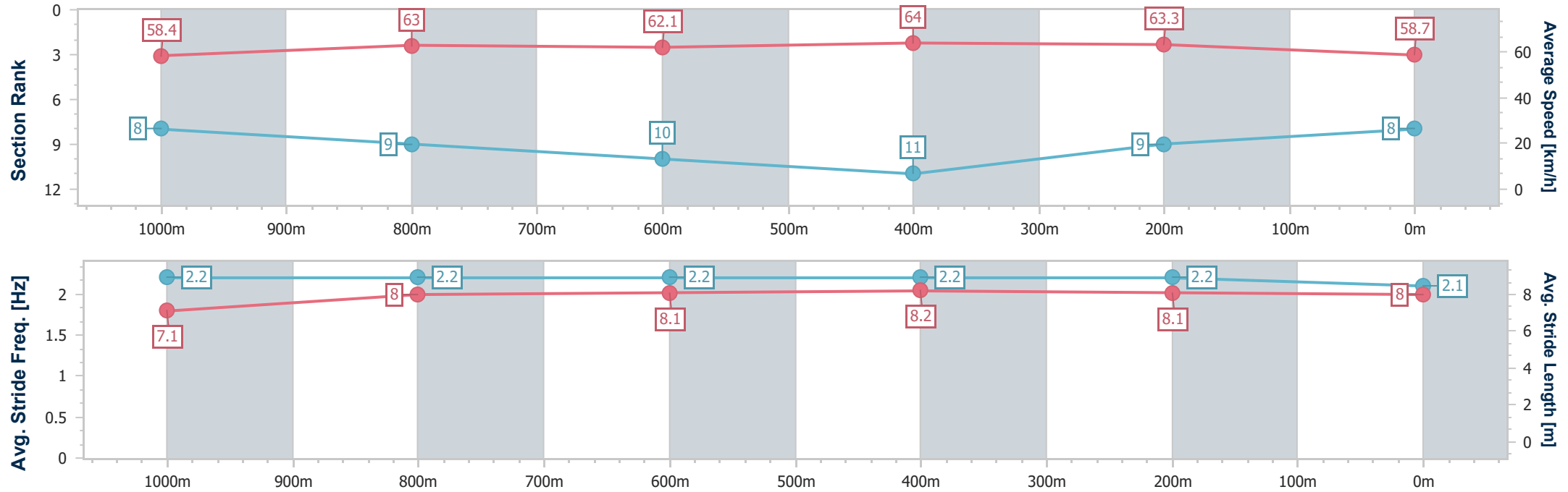
RockhamptonProfessional  
Race 5: CARLY MAE PYE MEMORIAL Maiden Handicap -  
1200m

18 October 2025 - 14:22

Track Rating: Soft 5, Weather: Fine, Rail Position: +4.5m Entire



Section	Overall	1000m	800m	600m	400m	200m								
Section Times	1:10.62 [8] (0:12.38)	0:58.24 [8] (0:11.47)	0:46.77 [9] (0:11.84)	0:34.93 [10] (0:11.28)	0:23.65 [11] (0:11.39)	0:12.26 [9] (0:12.26)								
Average Speed [km/h]	58.4	63.0	62.1	64.0	63.3	58.7								
Top Speed [km/h]	63.1	63.7	63.7	65.1	65.1	61.2								
Avg. Dist. to Rail [m]	5.6	0.6	3.1	5.1	5.3	5.0								
Avg. Stride Freq. [Hz]	2.2	2.2	2.2	2.2	2.2	2.1								
Avg. Stride Length [m]	7.1	8.0	8.1	8.2	8.1	8.0								



- [ ] Ranking at each section and finish
- .-.- No data available at this section
- NA No data available



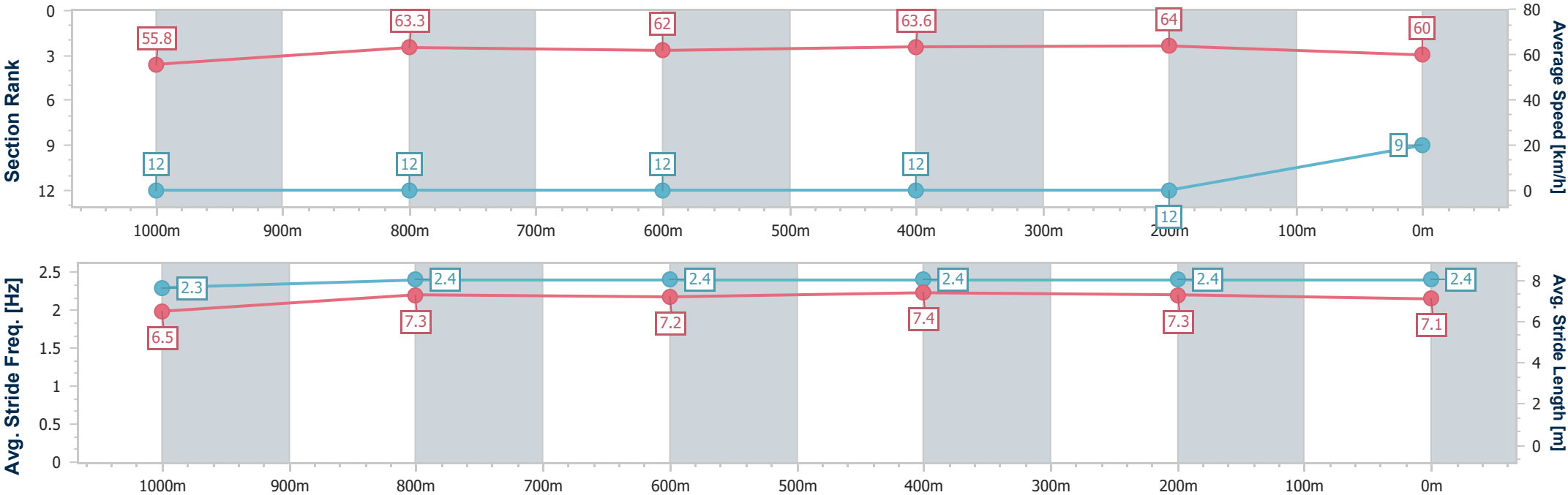
Horse/Jockey Name	The Publican
Final Rank	9
Fastest Section Time (Section)	0:11.25 (400m)
Top Speed [km/h] (Section)	65.6 (600m)
Race State	Finished



RockhamptonProfessional  
Race 5: CARLY MAE PYE MEMORIAL Maiden Handicap - 1200m  
18 October 2025 - 14:22  
Track Rating: Soft 5, Weather: Fine, Rail Position: +4.5m Entire



Section	Overall	1000m	800m	600m	400m	200m							
Section Times	1:10.69 [9] (0:12.95)	0:57.74 [12] (0:11.31)	0:46.43 [12] (0:11.83)	0:34.60 [12] (0:11.35)	0:23.25 [12] (0:11.25)	0:12.00 [12] (0:12.00)							
Average Speed [km/h]	55.8	63.3	62.0	63.6	64.0	60.0							
Top Speed [km/h]	64.1	64.5	63.5	65.6	65.2	61.7							
Avg. Dist. to Rail [m]	6.8	1.2	2.2	4.3	4.3	5.7							
Avg. Stride Freq. [Hz]	2.3	2.4	2.4	2.4	2.4	2.4							
Avg. Stride Length [m]	6.5	7.3	7.2	7.4	7.3	7.1							





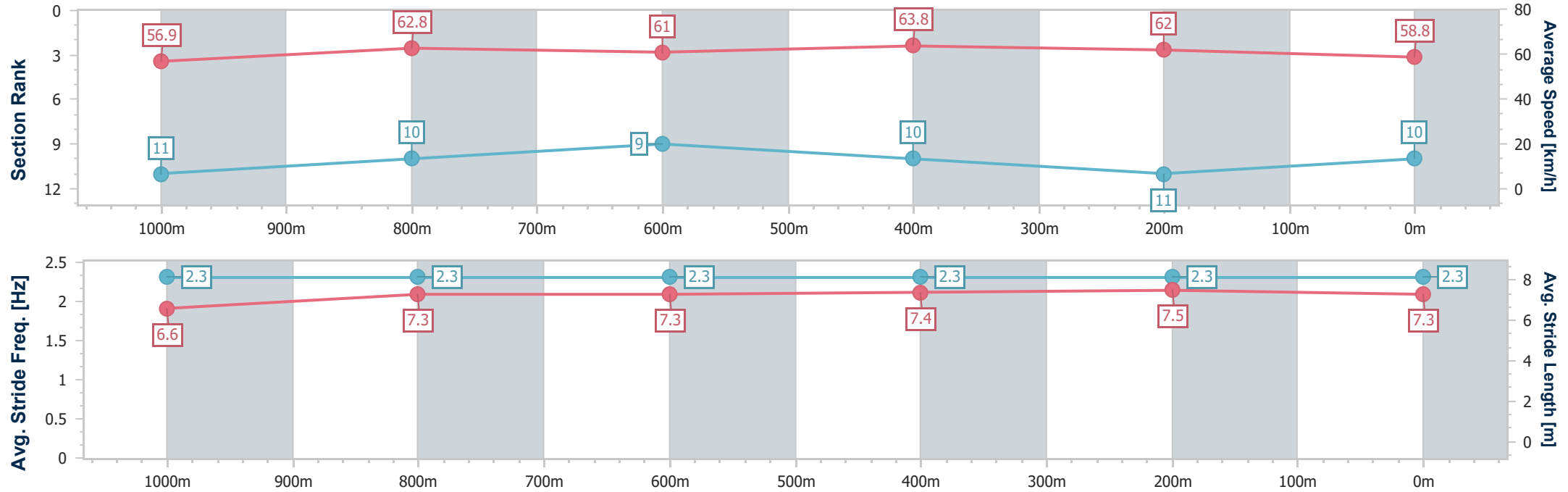
Horse/Jockey Name	Three Tees
Final Rank	10
Fastest Section Time (Section)	0:11.27 (1000m)
Top Speed [km/h] (Section)	65.7 (600m)
Race State	Finished



RockhamptonProfessional  
Race 5: CARLY MAE PYE MEMORIAL Maiden Handicap - 1200m  
18 October 2025 - 14:22  
Track Rating: Soft 5, Weather: Fine, Rail Position: +4.5m Entire



Section	Overall	1000m	800m	600m	400m	200m								
Section Times	1:10.75 [10] (0:12.71)	0:58.04 [11] (0:11.27)	0:46.77 [10] (0:11.68)	0:35.09 [9] (0:11.30)	0:23.79 [10] (0:11.60)	0:12.19 [11] (0:12.19)								
Average Speed [km/h]	56.9	62.8	61.0	63.8	62.0	58.8								
Top Speed [km/h]	65.6	65.5	62.4	65.7	65.5	60.5								
Avg. Dist. to Rail [m]	6.4	2.7	1.2	0.3	0.6	1.9								
Avg. Stride Freq. [Hz]	2.3	2.3	2.3	2.3	2.3	2.3								
Avg. Stride Length [m]	6.6	7.3	7.3	7.4	7.5	7.3								





Horse/Jockey Name	Sunshine Ruby
Final Rank	11
Fastest Section Time (Section)	0:11.14 (600m)
Top Speed [km/h] (Section)	65.5 (600m)
Race State	Finished



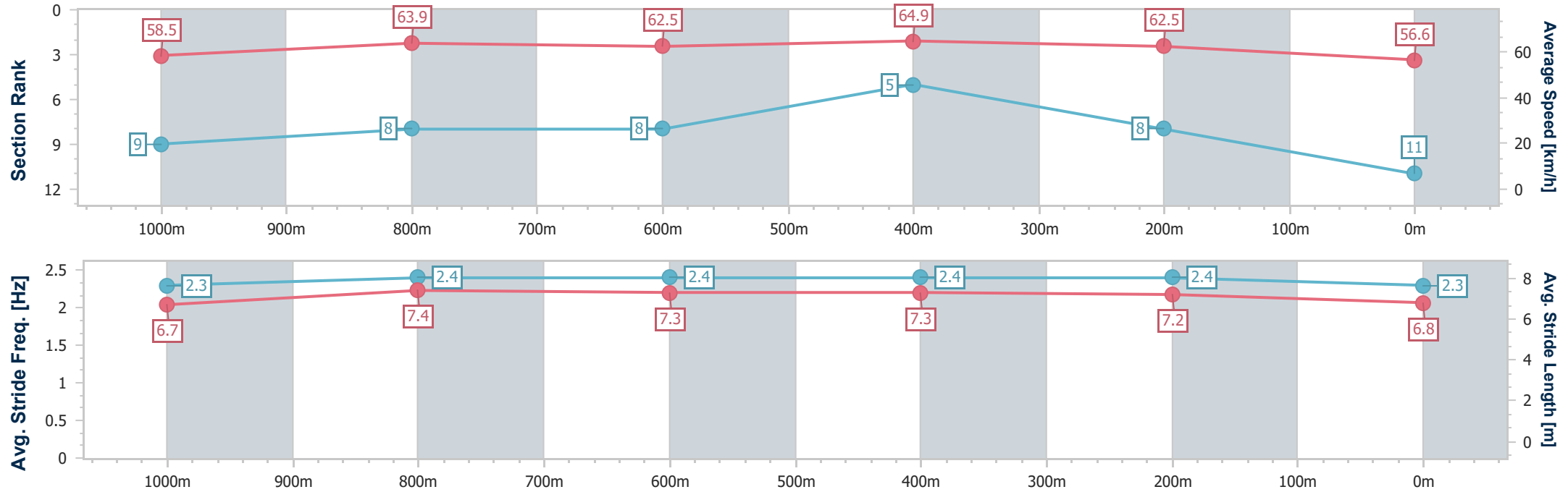
RockhamptonProfessional  
Race 5: CARLY MAE PYE MEMORIAL Maiden Handicap - 1200m

18 October 2025 - 14:22

Track Rating: Soft 5, Weather: Fine, Rail Position: +4.5m Entire



Section	Overall	1000m	800m	600m	400m	200m							
Section Times	1:10.99 [11] (0:12.39)	0:58.60 [9] (0:11.43)	0:47.17 [8] (0:11.78)	0:35.39 [8] (0:11.14)	0:24.25 [5] (0:11.53)	0:12.72 [8] (0:12.72)							
Average Speed [km/h]	58.5	63.9	62.5	64.9	62.5	56.6							
Top Speed [km/h]	63.4	65.4	64.0	65.5	64.4	59.3							
Avg. Dist. to Rail [m]	9.0	2.0	3.3	6.0	6.8	7.5							
Avg. Stride Freq. [Hz]	2.3	2.4	2.4	2.4	2.4	2.3							
Avg. Stride Length [m]	6.7	7.4	7.3	7.3	7.2	6.8							





Horse/Jockey Name	Kick And Win
Final Rank	12
Fastest Section Time (Section)	0:10.97 (1000m)
Top Speed [km/h] (Section)	67.1 (1000m)
Race State	Finished



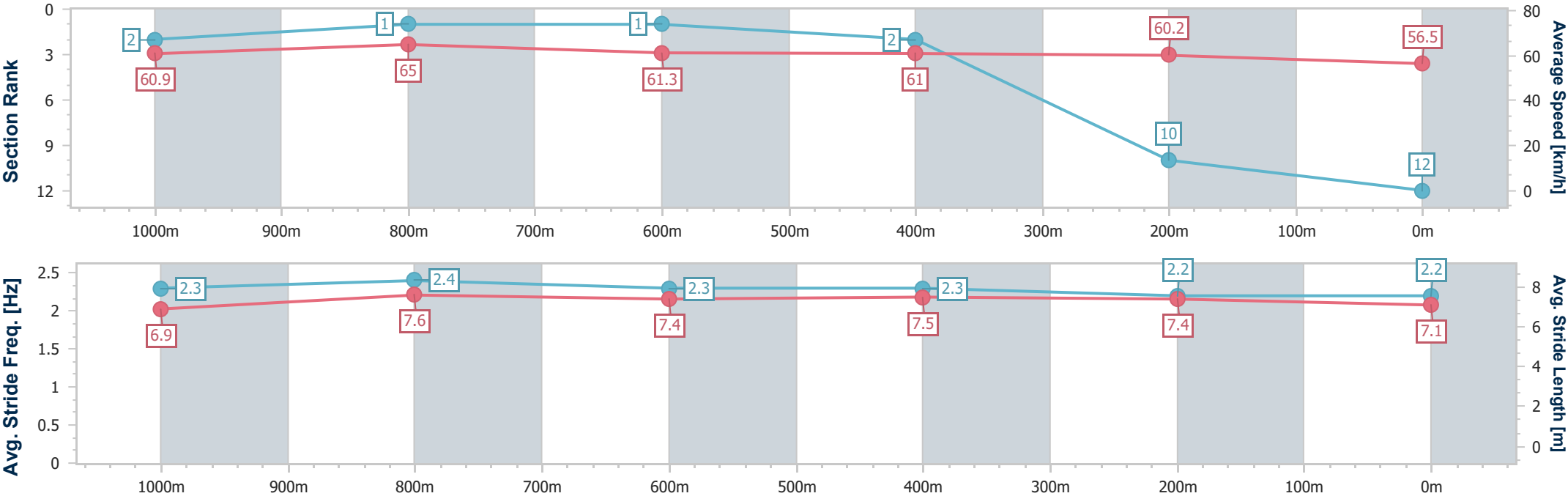
RockhamptonProfessional  
Race 5: CARLY MAE PYE MEMORIAL Maiden Handicap -  
1200m

18 October 2025 - 14:22

Track Rating: Soft 5, Weather: Fine, Rail Position: +4.5m Entire



Section	Overall	1000m	800m	600m	400m	200m							
Section Times	1:11.15 [12] (0:11.85)	0:59.30 [2] (0:10.97)	0:48.33 [1] (0:11.80)	0:36.53 [1] (0:11.85)	0:24.68 [2] (0:11.96)	0:12.72 [10] (0:12.72)							
Average Speed [km/h]	60.9	65.0	61.3	61.0	60.2	56.5							
Top Speed [km/h]	66.0	67.1	63.5	61.9	61.3	58.9							
Avg. Dist. to Rail [m]	1.1	1.4	1.1	1.5	1.8	2.1							
Avg. Stride Freq. [Hz]	2.3	2.4	2.3	2.3	2.2	2.2							
Avg. Stride Length [m]	6.9	7.6	7.4	7.5	7.4	7.1							



[ ] Ranking at each section and finish  
- - - - No data available at this section  
NA No data available





Rockhampton Professional  
Race 6: AUTOPACT CQ QTIS Three-Year-Old and Four-Year-Old  
Handicap - 1200m  
18 October 2025 - 15:08



Track Rating: Soft 5, Weather: Fine, Rail Position: +4.5m Entire

Section		Overall				1000m	800m	600m	400m	200m	Last 600m		
Field Times		1:11.39				0:58.01	0:46.04	0:33.88	0:22.72	0:11.71	0:33.88		
		(0:13.38)				(0:11.97)	(0:12.16)	(0:11.16)	(0:11.01)	(0:11.71)			
Rank	TAB	Horse/Jockey	Barrier	Top Speed [km/h]	Fastest Section						Margin	Distance Travelled [m]	
1	8	ATLANTIC RAIN	6	66.3	0:11.01	1:11.39 [1]	0:58.01 [1]	0:46.04 [1]	0:33.88 [1]	0:22.72 [1]	0:11.71 [2]	1:11.39	0:33.88
		Sean Cormack		400m	400m	(0:13.38)	(0:11.97)	(0:12.16)	(0:11.16)	(0:11.01)	(0:11.71)		
2	10	SOUTHAVEN	5	66.3	0:11.00	1:11.45 [2]	0:57.91 [2]	0:46.02 [2]	0:33.81 [2]	0:22.64 [3]	0:11.64 [3]	0.38L	0:33.81 +0
		Chris McIver		400m	400m	(0:13.54)	(0:11.89)	(0:12.21)	(0:11.17)	(0:11.00)	(0:11.64)		
3	3	BOLD ARTIC	1	67.0	0:11.02	1:11.50 [3]	0:57.68 [6]	0:45.76 [5]	0:33.66 [5]	0:22.53 [5]	0:11.51 [5]	0.66L	0:33.66 -4
		Leah Martyn		600m	400m	(0:13.82)	(0:11.92)	(0:12.10)	(0:11.13)	(0:11.02)	(0:11.51)		
4	4	OUR EAGLE ROCK	2	66.3	0:10.99	1:11.50 [4]	0:57.96 [3]	0:45.93 [3]	0:33.74 [4]	0:22.61 [4]	0:11.62 [4]	0.68L	0:33.74 +1
		Nikki Olzard		400m	400m	(0:13.54)	(0:12.03)	(0:12.19)	(0:11.13)	(0:10.99)	(0:11.62)		
5	6	NEXT LEGACY	3	67.5	0:10.92	1:11.53 [5]	0:57.83 [4]	0:45.92 [4]	0:33.78 [3]	0:22.77 [2]	0:11.85 [1]	0.82L	0:33.78 +2
		Raul Silvera Olivera		400m	400m	(0:13.70)	(0:11.91)	(0:12.14)	(0:11.01)	(0:10.92)	(0:11.85)		
6	9	POWER CHIC	4	67.2	0:11.07	1:12.19 [6]	0:58.38 [5]	0:46.39 [6]	0:34.23 [6]	0:23.16 [6]	0:11.96 [6]	4.72L	0:34.23 +4
		Jackson Murphy		400m	600m	(0:13.81)	(0:11.99)	(0:12.16)	(0:11.07)	(0:11.20)	(0:11.96)		

Scratched: Saraqael (#5), Woodstock Rock (#1), That's Interesting (#2), Red Beauty (#7)



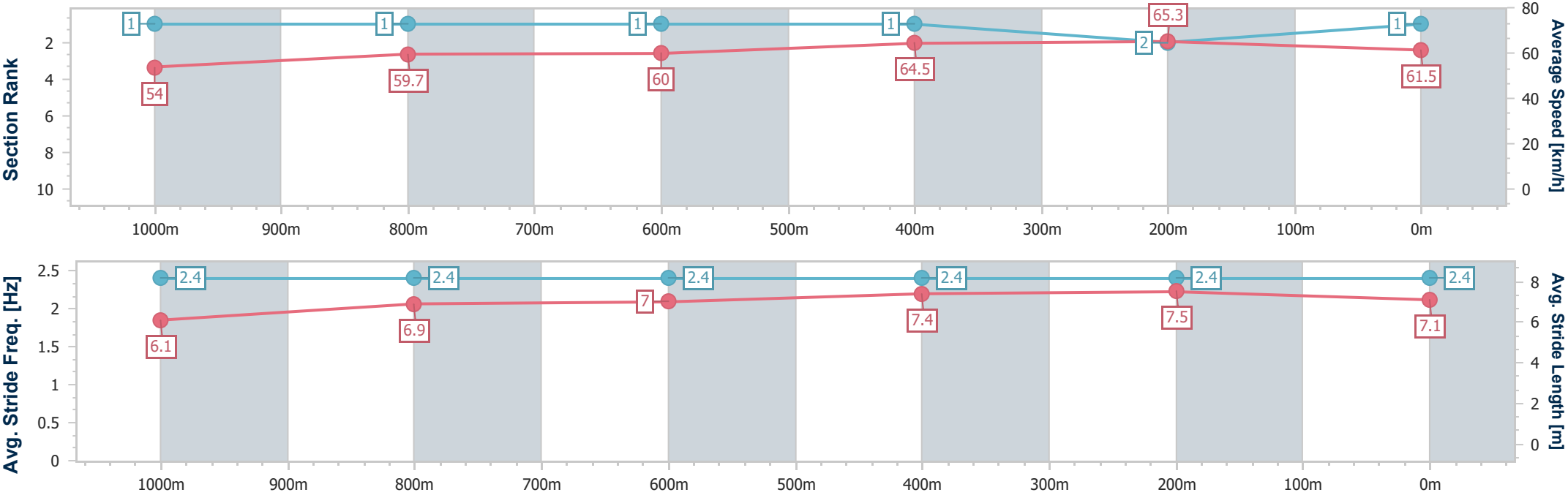
Horse/Jockey Name	Atlantic Rain
Final Rank	1
Fastest Section Time (Section)	0:11.01 (400m)
Top Speed [km/h] (Section)	66.3 (400m)
Race State	Finished



RockhamptonProfessional  
Race 6: AUTOPACT CQ QTIS Three-Year-Old and Four-Year-Old  
Handicap - 1200m  
18 October 2025 - 15:08  
Track Rating: Soft 5, Weather: Fine, Rail Position: +4.5m Entire



Section	Overall	1000m	800m	600m	400m	200m								
Section Times	1:11.39 [1] (0:13.38)	0:58.01 [1] (0:11.97)	0:46.04 [1] (0:12.16)	0:33.88 [1] (0:11.16)	0:22.72 [1] (0:11.01)	0:11.71 [2] (0:11.71)								
Average Speed [km/h]	54.0	59.7	60.0	64.5	65.3	61.5								
Top Speed [km/h]	61.6	61.2	62.8	65.4	66.3	64.6								
Avg. Dist. to Rail [m]	3.0	0.8	1.4	2.2	2.7	3.2								
Avg. Stride Freq. [Hz]	2.4	2.4	2.4	2.4	2.4	2.4								
Avg. Stride Length [m]	6.1	6.9	7.0	7.4	7.5	7.1								





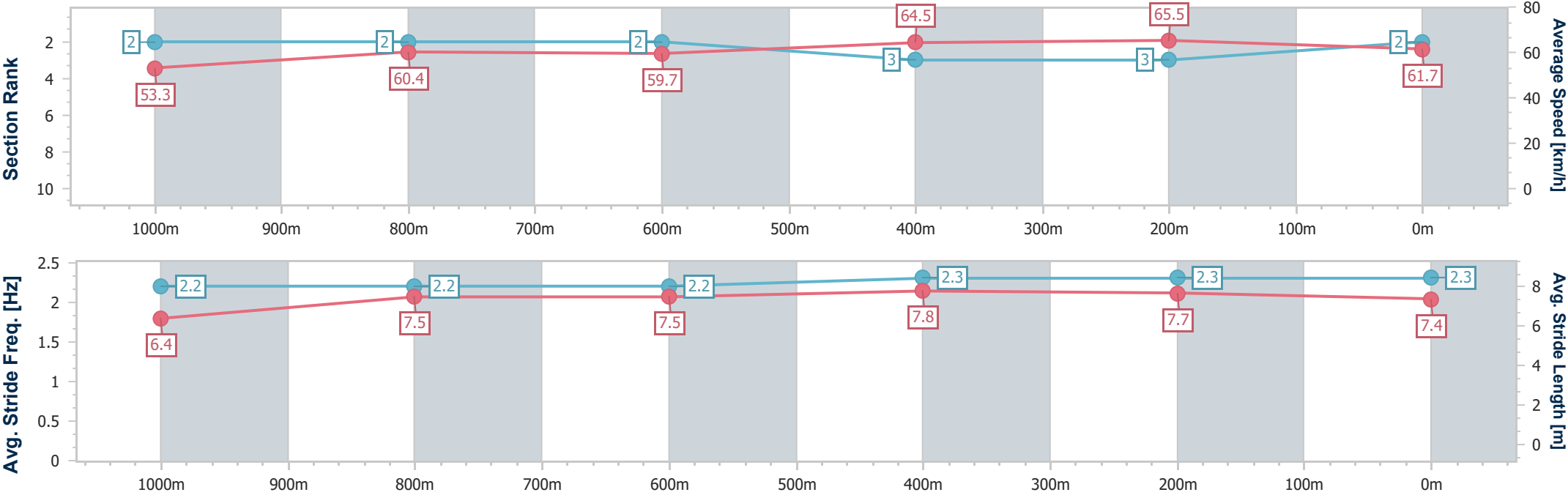
Horse/Jockey Name	Southaven
Final Rank	2
Fastest Section Time (Section)	0:11.00 (400m)
Top Speed [km/h] (Section)	66.3 (400m)
Race State	Finished



RockhamptonProfessional  
Race 6: AUTOPACT CQ QTIS Three-Year-Old and Four-Year-Old  
Handicap - 1200m  
18 October 2025 - 15:08  
Track Rating: Soft 5, Weather: Fine, Rail Position: +4.5m Entire



Section	Overall	1000m	800m	600m	400m	200m								
Section Times	1:11.45 [2] (0:13.54)	0:57.91 [2] (0:11.89)	0:46.02 [2] (0:12.21)	0:33.81 [2] (0:11.17)	0:22.64 [3] (0:11.00)	0:11.64 [3] (0:11.64)								
Average Speed [km/h]	53.3	60.4	59.7	64.5	65.5	61.7								
Top Speed [km/h]	62.0	61.7	61.8	66.0	66.3	64.3								
Avg. Dist. to Rail [m]	1.9	0.7	1.8	3.3	4.0	4.5								
Avg. Stride Freq. [Hz]	2.2	2.2	2.2	2.3	2.3	2.3								
Avg. Stride Length [m]	6.4	7.5	7.5	7.8	7.7	7.4								





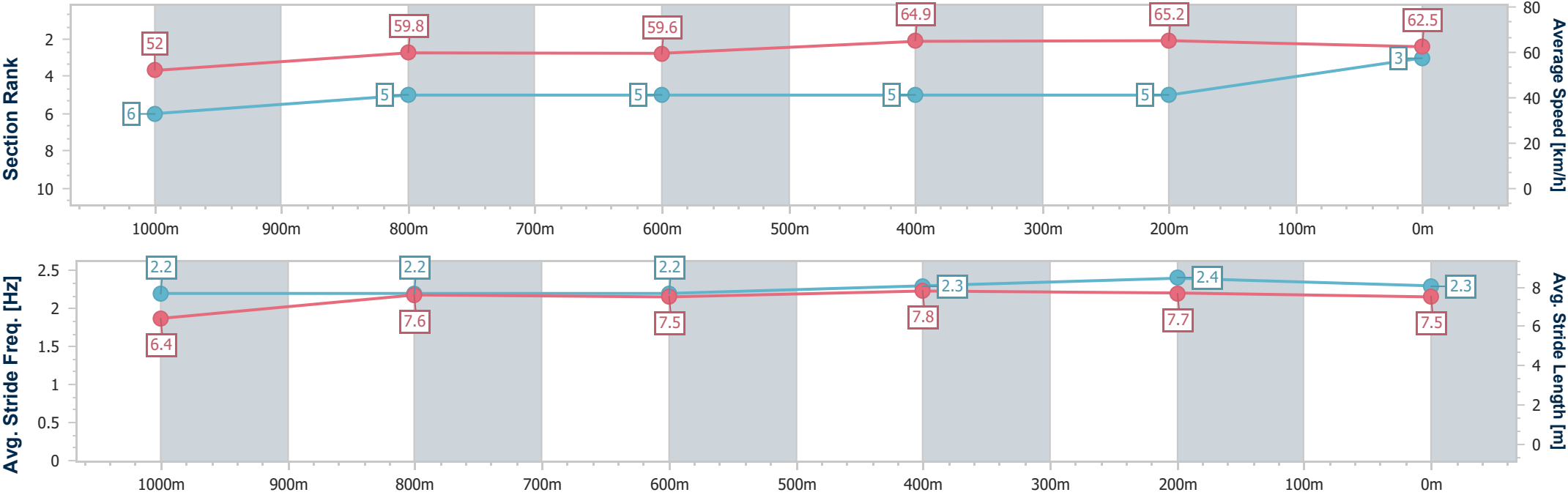
Horse/Jockey Name	Bold Artic
Final Rank	3
Fastest Section Time (Section)	0:11.02 (400m)
Top Speed [km/h] (Section)	67.0 (600m)
Race State	Finished



RockhamptonProfessional  
Race 6: AUTOPACT CQ QTIS Three-Year-Old and Four-Year-Old  
Handicap - 1200m  
18 October 2025 - 15:08  
Track Rating: Soft 5, Weather: Fine, Rail Position: +4.5m Entire



Section	Overall	1000m	800m	600m	400m	200m								
Section Times	1:11.50 [3] (0:13.82)	0:57.68 [6] (0:11.92)	0:45.76 [5] (0:12.10)	0:33.66 [5] (0:11.13)	0:22.53 [5] (0:11.02)	0:11.51 [5] (0:11.51)								
Average Speed [km/h]	52.0	59.8	59.6	64.9	65.2	62.5								
Top Speed [km/h]	62.1	62.3	61.7	67.0	66.4	65.0								
Avg. Dist. to Rail [m]	1.2	1.7	1.1	2.9	5.8	7.0								
Avg. Stride Freq. [Hz]	2.2	2.2	2.2	2.3	2.4	2.3								
Avg. Stride Length [m]	6.4	7.6	7.5	7.8	7.7	7.5								





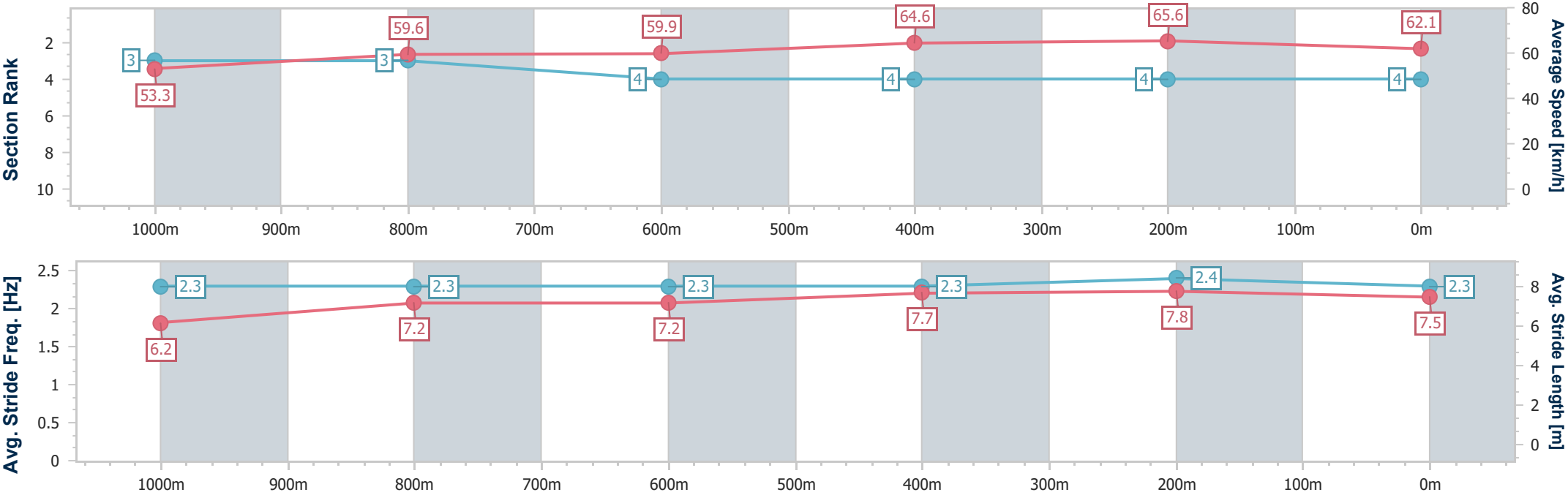
Horse/Jockey Name	Our Eagle Rock
Final Rank	4
Fastest Section Time (Section)	0:10.99 (400m)
Top Speed [km/h] (Section)	66.3 (400m)
Race State	Finished



RockhamptonProfessional  
Race 6: AUTOPACT CQ QTIS Three-Year-Old and Four-Year-Old  
Handicap - 1200m  
18 October 2025 - 15:08  
Track Rating: Soft 5, Weather: Fine, Rail Position: +4.5m Entire



Section	Overall	1000m	800m	600m	400m	200m								
Section Times	1:11.50 [4] (0:13.54)	0:57.96 [3] (0:12.03)	0:45.93 [3] (0:12.19)	0:33.74 [4] (0:11.13)	0:22.61 [4] (0:10.99)	0:11.62 [4] (0:11.62)								
Average Speed [km/h]	53.3	59.6	59.9	64.6	65.6	62.1								
Top Speed [km/h]	64.8	61.6	61.6	66.1	66.3	64.3								
Avg. Dist. to Rail [m]	0.6	0.6	1.5	2.3	3.0	2.8								
Avg. Stride Freq. [Hz]	2.3	2.3	2.3	2.3	2.4	2.3								
Avg. Stride Length [m]	6.2	7.2	7.2	7.7	7.8	7.5								





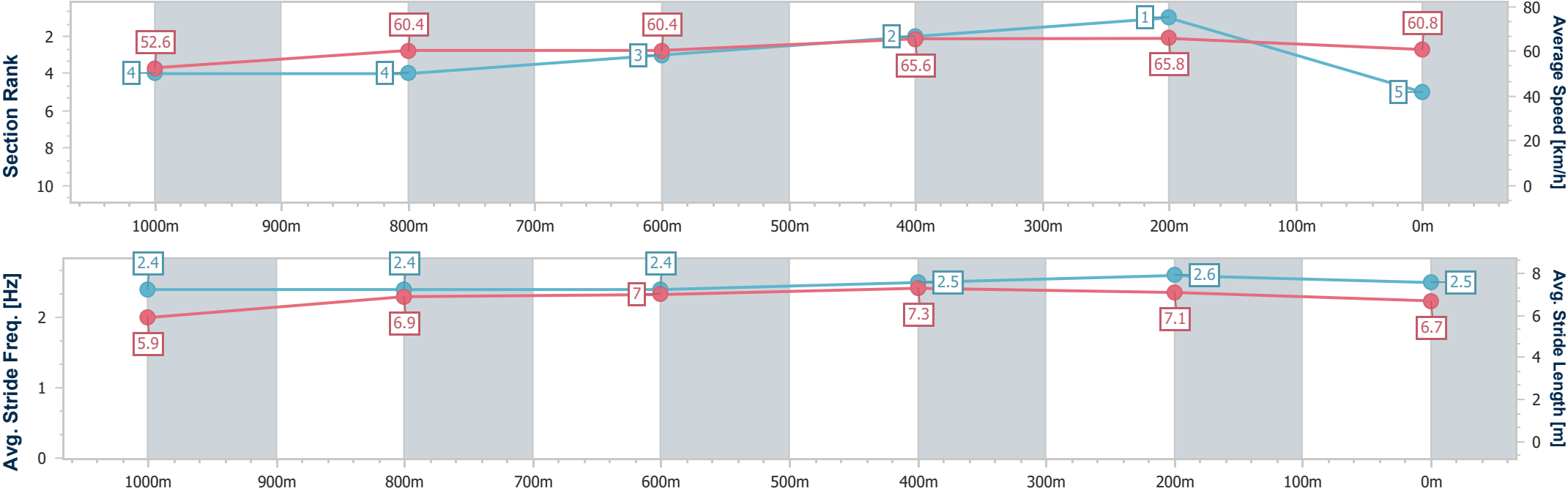
Horse/Jockey Name	Next Legacy
Final Rank	5
Fastest Section Time (Section)	0:10.92 (400m)
Top Speed [km/h] (Section)	67.5 (400m)
Race State	Finished



RockhamptonProfessional  
Race 6: AUTOPACT CQ QTIS Three-Year-Old and Four-Year-Old  
Handicap - 1200m  
18 October 2025 - 15:08  
Track Rating: Soft 5, Weather: Fine, Rail Position: +4.5m Entire



Section	Overall	1000m	800m	600m	400m	200m								
Section Times	1:11.53 [5] (0:13.70)	0:57.83 [4] (0:11.91)	0:45.92 [4] (0:12.14)	0:33.78 [3] (0:11.01)	0:22.77 [2] (0:10.92)	0:11.85 [1] (0:11.85)								
Average Speed [km/h]	52.6	60.4	60.4	65.6	65.8	60.8								
Top Speed [km/h]	61.8	61.9	61.7	67.5	67.5	63.8								
Avg. Dist. to Rail [m]	1.4	0.3	2.2	3.7	4.7	5.4								
Avg. Stride Freq. [Hz]	2.4	2.4	2.4	2.5	2.6	2.5								
Avg. Stride Length [m]	5.9	6.9	7.0	7.3	7.1	6.7								





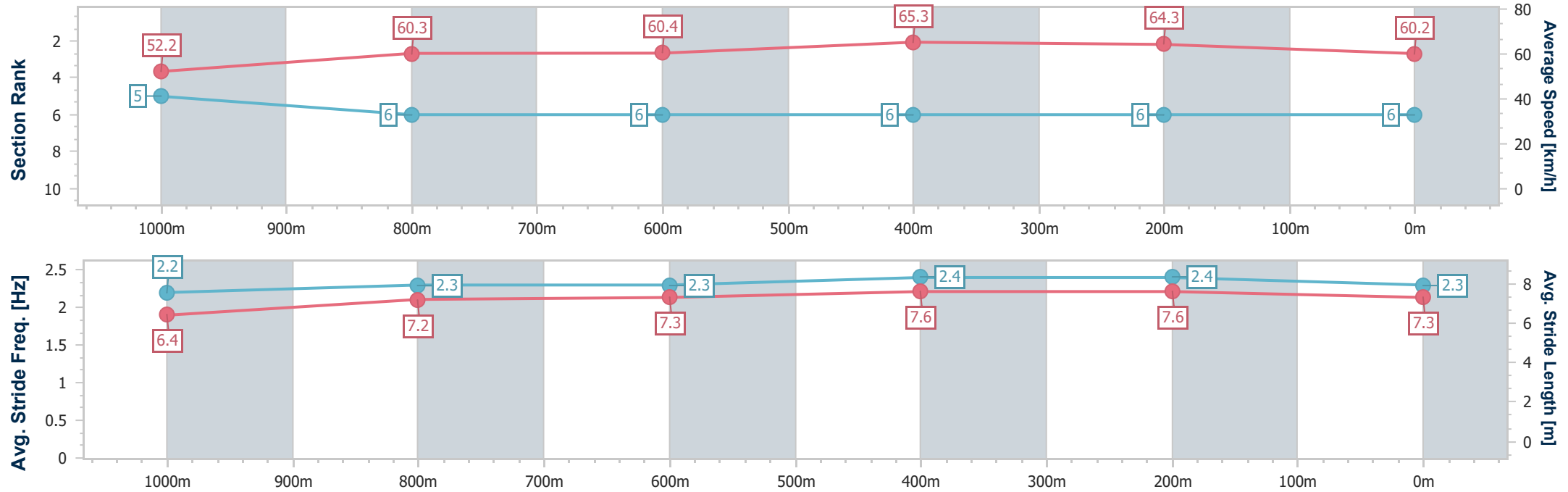
Horse/Jockey Name	Power Chic
Final Rank	6
Fastest Section Time (Section)	0:11.07 (600m)
Top Speed [km/h] (Section)	67.2 (400m)
Race State	Finished



RockhamptonProfessional  
Race 6: AUTOPACT CQ QTIS Three-Year-Old and Four-Year-Old  
Handicap - 1200m  
18 October 2025 - 15:08  
Track Rating: Soft 5, Weather: Fine, Rail Position: +4.5m Entire



Section	Overall	1000m	800m	600m	400m	200m								
Section Times	1:12.19 [6] (0:13.81)	0:58.38 [5] (0:11.99)	0:46.39 [6] (0:12.16)	0:34.23 [6] (0:11.07)	0:23.16 [6] (0:11.20)	0:11.96 [6] (0:11.96)								
Average Speed [km/h]	52.2	60.3	60.4	65.3	64.3	60.2								
Top Speed [km/h]	63.7	63.4	62.4	67.1	67.2	63.9								
Avg. Dist. to Rail [m]	1.8	0.9	2.4	4.4	6.8	6.2								
Avg. Stride Freq. [Hz]	2.2	2.3	2.3	2.4	2.4	2.3								
Avg. Stride Length [m]	6.4	7.2	7.3	7.6	7.6	7.3								





Rockhampton Professional  
Race 7: ST PETER'S BIRDCAGE Class 2 Handicap - 1600m  
18 October 2025 - 15:52



Track Rating: Soft 5, Weather: Fine, Rail Position: +4.5m Entire

Section					Overall	1400m	1200m	1000m	800m	600m	400m	Last 600m		
Field Times					1:36.94 (0:13.40)	1:23.54 (0:11.40)	1:12.14 (0:11.69)	1:00.45 (0:12.11)	0:48.34 (0:12.05)	0:36.29 (0:11.68)	0:24.61 (0:11.99)	0:36.29		
Rank	TAB	Horse/Jockey	Barrier	Top Speed [km/h]	Fastest Section									Distance Travelled [m]
1	8	CITIROC	7	65.1	0:11.22	1:36.94 [1]	1:23.13 [7]	1:11.36 [8]	0:59.66 [8]	0:47.56 [8]	0:35.16 [8]	0:23.94 [7]	0:35.16	
		Tom Orr		600m	600m	(0:13.81)	(0:11.77)	(0:11.70)	(0:12.10)	(0:12.40)	(0:11.22)	(0:11.55)		
2	1	BIKER	3	64.8	0:11.27	1:37.01 [2]	1:22.31 [10]	1:10.69 [10]	0:59.08 [10]	0:47.13 [10]	0:35.10 [9]	0:23.83 [8]	0:35.10	+0
		Raul Silvera Olivera		600m	600m	(0:14.70)	(0:11.62)	(0:11.61)	(0:11.95)	(0:12.03)	(0:11.27)	(0:11.42)		
3	5	PEAKING TOM	4	64.7	0:11.33	1:37.08 [3]	1:23.35 [6]	1:11.78 [6]	1:00.03 [5]	0:47.97 [5]	0:35.56 [6]	0:24.23 [4]	0:35.56	+1
		Chris McIver		1400m	600m	(0:13.73)	(0:11.57)	(0:11.75)	(0:12.06)	(0:12.41)	(0:11.33)	(0:11.47)		
4	3	CALYX ROSE	1	63.6	0:11.50	1:37.09 [4]	1:23.41 [4]	1:11.91 [4]	1:00.19 [4]	0:48.08 [4]	0:35.73 [4]	0:24.22 [5]	0:35.73	-5
		Warwick Satherley		600m	1400m	(0:13.68)	(0:11.50)	(0:11.72)	(0:12.11)	(0:12.35)	(0:11.51)	(0:11.87)		
5	6	SEACRYPTION	6	64.0	0:11.54	1:37.13 [5]	1:23.25 [8]	1:11.71 [7]	0:59.99 [6]	0:47.86 [6]	0:35.45 [7]	0:23.85 [9]	0:35.45	-2
		Jackson Murphy		600m	1400m	(0:13.88)	(0:11.54)	(0:11.72)	(0:12.13)	(0:12.41)	(0:11.60)	(0:11.60)		
6	7	JAY BEE ELL	5	65.6	0:11.44	1:37.16 [6]	1:23.72 [3]	1:12.19 [3]	1:00.47 [2]	0:48.28 [3]	0:35.94 [3]	0:24.50 [2]	0:35.94	+0
		Adam Sewell		Overall	600m	(0:13.44)	(0:11.53)	(0:11.72)	(0:12.19)	(0:12.34)	(0:11.44)	(0:11.76)		
7	4	BOLD TYRANT	10	65.1	0:11.40	1:37.29 [7]	1:23.59 [5]	1:11.99 [5]	1:00.07 [7]	0:48.00 [7]	0:35.81 [5]	0:24.41 [6]	0:35.81	+3
		Leah Martyn		600m	600m	(0:13.70)	(0:11.60)	(0:11.92)	(0:12.07)	(0:12.19)	(0:11.40)	(0:11.74)		
8	10	TERMITE	8	65.3	0:11.42	1:37.75 [8]	1:23.79 [9]	1:11.87 [9]	1:00.09 [9]	0:48.07 [9]	0:35.84 [10]	0:24.42 [10]	0:35.84	-3
		Tasha Chambers		600m	600m	(0:13.96)	(0:11.92)	(0:11.78)	(0:12.02)	(0:12.23)	(0:11.42)	(0:11.54)		
9	2	SPELLMASTER	9	64.0	0:11.38	1:38.87 [9]	1:25.45 [2]	1:14.07 [1]	1:02.38 [1]	0:50.27 [1]	0:37.89 [2]	0:26.10 [3]	0:37.89	-1
		Sean Cormack		Overall	1400m	(0:13.42)	(0:11.38)	(0:11.69)	(0:12.11)	(0:12.38)	(0:11.79)	(0:12.30)		
10	9	SHEEZA FLING	2	63.8	0:11.50	1:39.05 [10]	1:25.65 [1]	1:14.15 [2]	1:02.35 [3]	0:50.35 [2]	0:38.40 [1]	0:26.72 [1]	0:38.40	-14
		Nikki Olzard		1400m	1400m	(0:13.40)	(0:11.50)	(0:11.80)	(0:12.00)	(0:11.95)	(0:11.68)	(0:12.26)		





Rockhampton Professional  
Race 7: ST PETER'S BIRDCAGE Class 2 Handicap - 1600m  
18 October 2025 - 15:52



Track Rating: Soft 5, Weather: Fine, Rail Position: +4.5m Entire

Section		Field Times		200m		Last 600m			
				0:12.62 (0:12.62)		0:36.29			
Rank	TAB	Horse/Jockey	Barrier	Top Speed [km/h]	Fastest Section	Margin	Distance Travelled [m]		
1	8	CITIROC	7	65.1	0:11.22	0:12.39 [3]	1:36.94	0:35.16	
		Tom Orr		600m	600m	(0:12.39)			
2	1	BIKER	3	64.8	0:11.27	0:12.41 [5]	0.41L	0:35.10	+0
		Raul Silvera Olivera		600m	600m	(0:12.41)			
3	5	PEAKING TOM	4	64.7	0:11.33	0:12.76 [1]	0.85L	0:35.56	+1
		Chris McIver		1400m	600m	(0:12.76)			
4	3	CALYX ROSE	1	63.6	0:11.50	0:12.35 [7]	0.87L	0:35.73	-5
		Warwick Satherley		600m	1400m	(0:12.35)			
5	6	SEACRYPTION	6	64.0	0:11.54	0:12.25 [9]	1.1L	0:35.45	-2
		Jackson Murphy		600m	1400m	(0:12.25)			
6	7	JAY BEE ELL	5	65.6	0:11.44	0:12.74 [2]	1.33L	0:35.94	+0
		Adam Sewell		Overall	600m	(0:12.74)			
7	4	BOLD TYRANT	10	65.1	0:11.40	0:12.67 [6]	2.08L	0:35.81	+3
		Leah Martyn		600m	600m	(0:12.67)			
8	10	TERMITE	8	65.3	0:11.42	0:12.88 [8]	4.79L	0:35.84	-3
		Tasha Chambers		600m	600m	(0:12.88)			
9	2	SPELLMASTER	9	64.0	0:11.38	0:13.80 [10]	11.38L	0:37.89	-1
		Sean Cormack		Overall	1400m	(0:13.80)			
10	9	SHEEZA FLING	2	63.8	0:11.50	0:14.46 [4]	12.4L	0:38.40	-14
		Nikki Olzard		1400m	1400m	(0:14.46)			



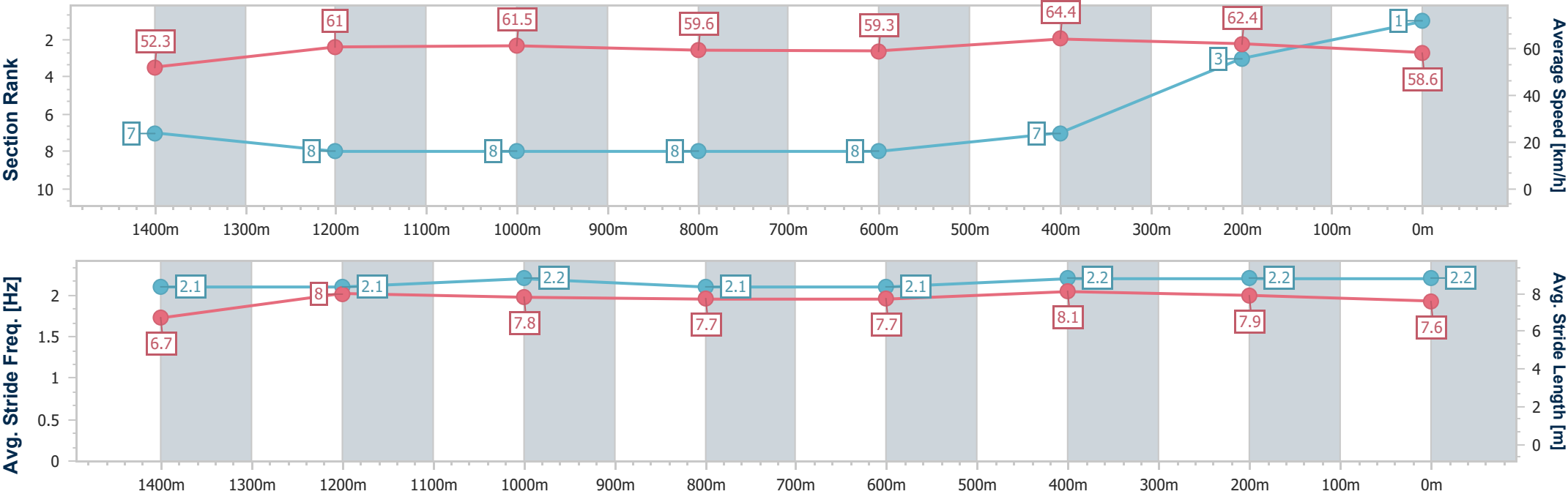
Horse/Jockey Name	Citiroc
Final Rank	1
Fastest Section Time (Section)	0:11.22 (600m)
Top Speed [km/h] (Section)	65.1 (600m)
Race State	Finished



RockhamptonProfessional  
Race 7: ST PETER'S BIRDCAGE Class 2 Handicap - 1600m  
18 October 2025 - 15:52  
Track Rating: Soft 5, Weather: Fine, Rail Position: +4.5m Entire



Section	Overall	1400m	1200m	1000m	800m	600m	400m	200m					
Section Times	1:36.94 [1] (0:13.81)	1:23.13 [7] (0:11.77)	1:11.36 [8] (0:11.70)	0:59.66 [8] (0:12.10)	0:47.56 [8] (0:12.40)	0:35.16 [8] (0:11.22)	0:23.94 [7] (0:11.55)	0:12.39 [3] (0:12.39)					
Average Speed [km/h]	52.3	61.0	61.5	59.6	59.3	64.4	62.4	58.6					
Top Speed [km/h]	61.6	62.5	62.6	62.0	60.6	65.1	64.2	60.4					
Avg. Dist. to Rail [m]	3.0	0.4	0.2	0.5	2.6	4.1	4.9	5.6					
Avg. Stride Freq. [Hz]	2.1	2.1	2.2	2.1	2.1	2.2	2.2	2.2					
Avg. Stride Length [m]	6.7	8.0	7.8	7.7	7.7	8.1	7.9	7.6					





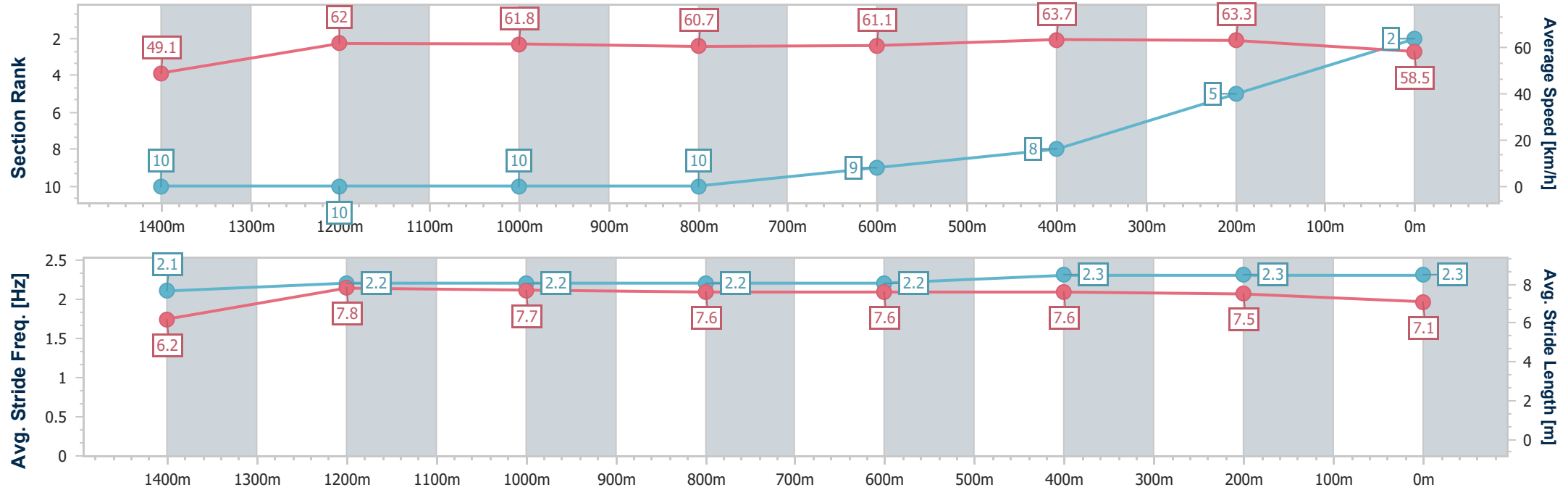
Horse/Jockey Name	Biker
Final Rank	2
Fastest Section Time (Section)	0:11.27 (600m)
Top Speed [km/h] (Section)	64.8 (600m)
Race State	Finished



RockhamptonProfessional  
Race 7: ST PETER'S BIRDCAGE Class 2 Handicap - 1600m  
18 October 2025 - 15:52  
Track Rating: Soft 5, Weather: Fine, Rail Position: +4.5m Entire



Section	Overall	1400m	1200m	1000m	800m	600m	400m	200m					
Section Times	1:37.01 [2] (0:14.70)	1:22.31 [10] (0:11.62)	1:10.69 [10] (0:11.61)	0:59.08 [10] (0:11.95)	0:47.13 [10] (0:12.03)	0:35.10 [9] (0:11.27)	0:23.83 [8] (0:11.42)	0:12.41 [5] (0:12.41)					
Average Speed [km/h]	49.1	62.0	61.8	60.7	61.1	63.7	63.3	58.5					
Top Speed [km/h]	62.8	63.4	62.3	61.7	62.2	64.8	64.6	61.0					
Avg. Dist. to Rail [m]	0.9	0.6	0.4	0.8	2.5	4.9	8.3	9.4					
Avg. Stride Freq. [Hz]	2.1	2.2	2.2	2.2	2.2	2.3	2.3	2.3					
Avg. Stride Length [m]	6.2	7.8	7.7	7.6	7.6	7.6	7.5	7.1					





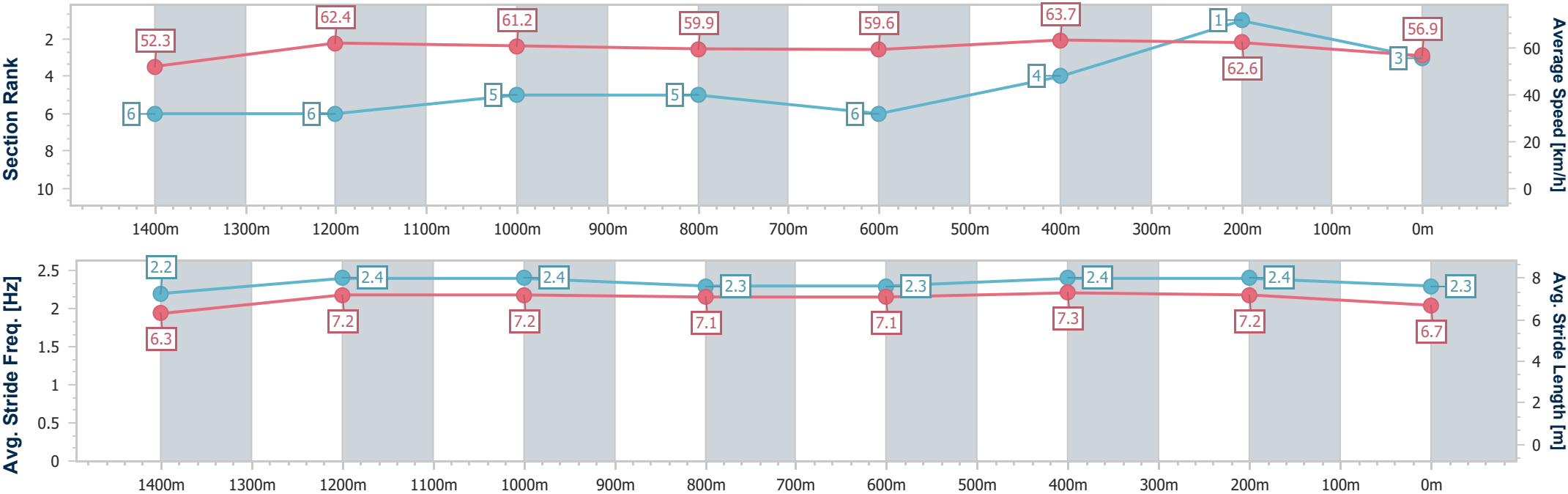
Horse/Jockey Name	Peaking Tom
Final Rank	3
Fastest Section Time (Section)	0:11.33 (600m)
Top Speed [km/h] (Section)	64.7 (1400m)
Race State	Finished



RockhamptonProfessional  
Race 7: ST PETER'S BIRDCAGE Class 2 Handicap - 1600m  
18 October 2025 - 15:52  
Track Rating: Soft 5, Weather: Fine, Rail Position: +4.5m Entire



Section	Overall	1400m	1200m	1000m	800m	600m	400m	200m					
Section Times	1:37.08 [3] (0:13.73)	1:23.35 [6] (0:11.57)	1:11.78 [6] (0:11.75)	1:00.03 [5] (0:12.06)	0:47.97 [5] (0:12.41)	0:35.56 [6] (0:11.33)	0:24.23 [4] (0:11.47)	0:12.76 [1] (0:12.76)					
Average Speed [km/h]	52.3	62.4	61.2	59.9	59.6	63.7	62.6	56.9					
Top Speed [km/h]	61.8	64.7	64.4	61.4	63.0	64.4	64.5	60.9					
Avg. Dist. to Rail [m]	0.5	0.4	0.2	0.7	3.4	6.3	6.5	7.2					
Avg. Stride Freq. [Hz]	2.2	2.4	2.4	2.3	2.3	2.4	2.4	2.3					
Avg. Stride Length [m]	6.3	7.2	7.2	7.1	7.1	7.3	7.2	6.7					





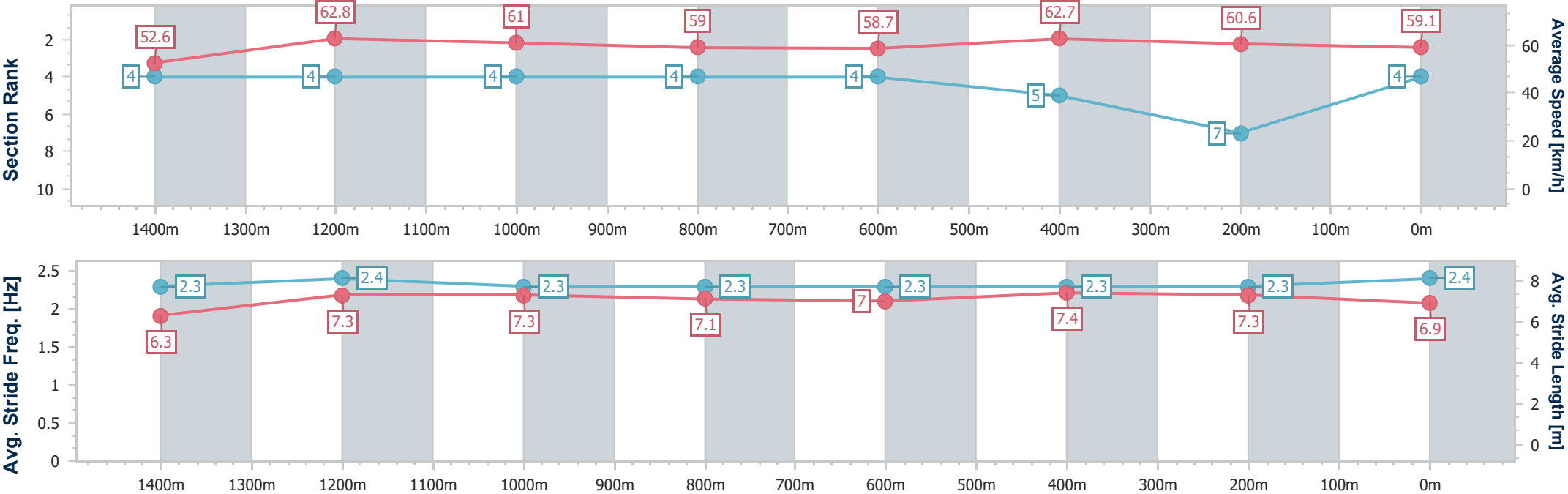
Horse/Jockey Name	Calyx Rose
Final Rank	4
Fastest Section Time (Section)	0:11.50 (1400m)
Top Speed [km/h] (Section)	63.6 (600m)
Race State	Finished



RockhamptonProfessional  
Race 7: ST PETER'S BIRDCAGE Class 2 Handicap - 1600m  
18 October 2025 - 15:52  
Track Rating: Soft 5, Weather: Fine, Rail Position: +4.5m Entire



Section	Overall	1400m	1200m	1000m	800m	600m	400m	200m					
Section Times	1:37.09 [4] (0:13.68)	1:23.41 [4] (0:11.50)	1:11.91 [4] (0:11.72)	1:00.19 [4] (0:12.11)	0:48.08 [4] (0:12.35)	0:35.73 [4] (0:11.51)	0:24.22 [5] (0:11.87)	0:12.35 [7] (0:12.35)					
Average Speed [km/h]	52.6	62.8	61.0	59.0	58.7	62.7	60.6	59.1					
Top Speed [km/h]	63.5	63.2	62.7	60.6	60.3	63.6	61.2	60.3					
Avg. Dist. to Rail [m]	3.6	2.8	2.2	1.9	1.5	3.2	3.9	2.3					
Avg. Stride Freq. [Hz]	2.3	2.4	2.3	2.3	2.3	2.3	2.3	2.4					
Avg. Stride Length [m]	6.3	7.3	7.3	7.1	7.0	7.4	7.3	6.9					





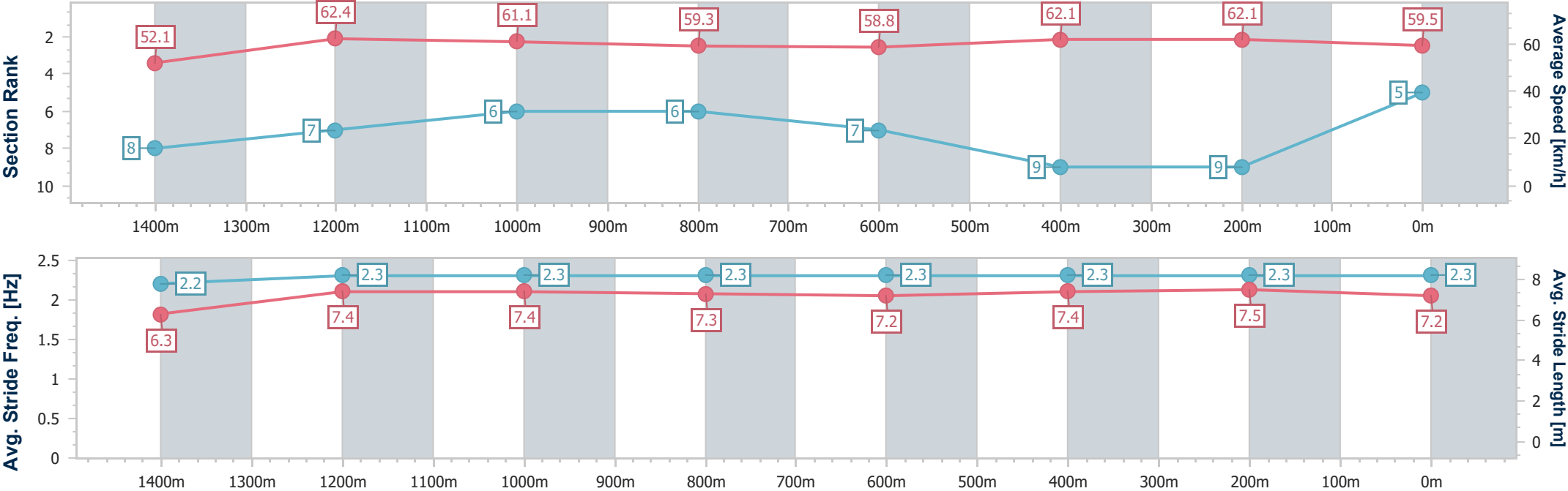
Horse/Jockey Name	Seacryption
Final Rank	5
Fastest Section Time (Section)	0:11.54 (1400m)
Top Speed [km/h] (Section)	64.0 (600m)
Race State	Finished



RockhamptonProfessional  
Race 7: ST PETER'S BIRDCAGE Class 2 Handicap - 1600m  
18 October 2025 - 15:52  
Track Rating: Soft 5, Weather: Fine, Rail Position: +4.5m Entire



Section	Overall	1400m	1200m	1000m	800m	600m	400m	200m					
Section Times	1:37.13 [5] (0:13.88)	1:23.25 [8] (0:11.54)	1:11.71 [7] (0:11.72)	0:59.99 [6] (0:12.13)	0:47.86 [6] (0:12.41)	0:35.45 [7] (0:11.60)	0:23.85 [9] (0:11.60)	0:12.25 [9] (0:12.25)					
Average Speed [km/h]	52.1	62.4	61.1	59.3	58.8	62.1	62.1	59.5					
Top Speed [km/h]	62.7	63.2	62.5	61.2	59.4	64.0	63.3	60.9					
Avg. Dist. to Rail [m]	1.7	1.1	1.0	0.8	1.6	2.5	4.6	5.0					
Avg. Stride Freq. [Hz]	2.2	2.3	2.3	2.3	2.3	2.3	2.3	2.3					
Avg. Stride Length [m]	6.3	7.4	7.4	7.3	7.2	7.4	7.5	7.2					





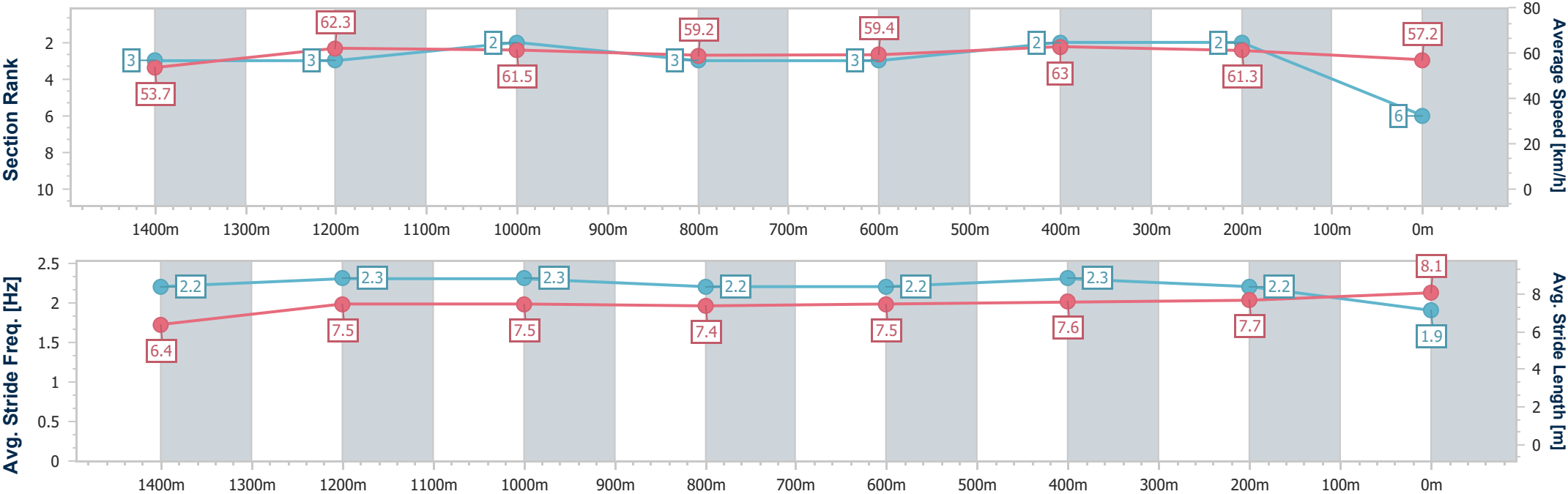
Horse/Jockey Name	Jay Bee Ell
Final Rank	6
Fastest Section Time (Section)	0:11.44 (600m)
Top Speed [km/h] (Section)	65.6 (Overall)
Race State	Finished



RockhamptonProfessional  
Race 7: ST PETER'S BIRDCAGE Class 2 Handicap - 1600m  
18 October 2025 - 15:52  
Track Rating: Soft 5, Weather: Fine, Rail Position: +4.5m Entire



Section	Overall	1400m	1200m	1000m	800m	600m	400m	200m					
Section Times	1:37.16 [6] (0:13.44)	1:23.72 [3] (0:11.53)	1:12.19 [3] (0:11.72)	1:00.47 [2] (0:12.19)	0:48.28 [3] (0:12.34)	0:35.94 [3] (0:11.44)	0:24.50 [2] (0:11.76)	0:12.74 [2] (0:12.74)					
Average Speed [km/h]	53.7	62.3	61.5	59.2	59.4	63.0	61.3	57.2					
Top Speed [km/h]	65.6	63.1	62.7	60.3	60.5	64.5	64.3	58.4					
Avg. Dist. to Rail [m]	1.3	0.2	0.7	0.4	2.2	4.2	4.0	2.9					
Avg. Stride Freq. [Hz]	2.2	2.3	2.3	2.2	2.2	2.3	2.2	1.9					
Avg. Stride Length [m]	6.4	7.5	7.5	7.4	7.5	7.6	7.7	8.1					





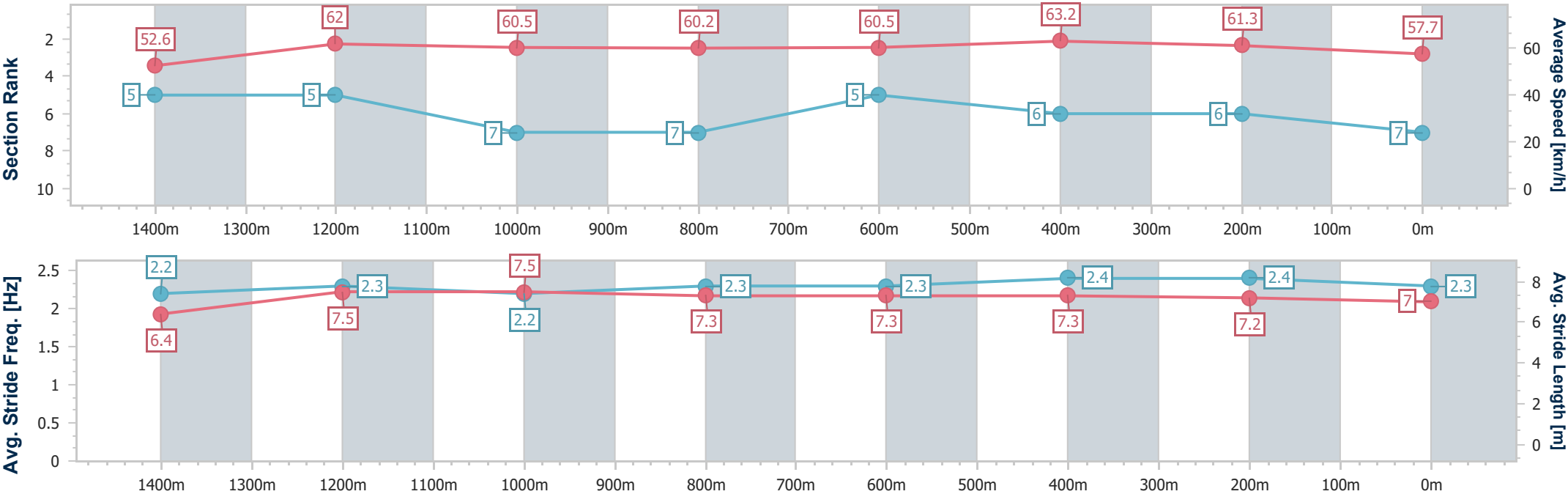
Horse/Jockey Name	Bold Tyrant
Final Rank	7
Fastest Section Time (Section)	0:11.40 (600m)
Top Speed [km/h] (Section)	65.1 (600m)
Race State	Finished



RockhamptonProfessional  
Race 7: ST PETER'S BIRDCAGE Class 2 Handicap - 1600m  
18 October 2025 - 15:52  
Track Rating: Soft 5, Weather: Fine, Rail Position: +4.5m Entire



Section	Overall	1400m	1200m	1000m	800m	600m	400m	200m					
Section Times	1:37.29 [7] (0:13.70)	1:23.59 [5] (0:11.60)	1:11.99 [5] (0:11.92)	1:00.07 [7] (0:12.07)	0:48.00 [7] (0:12.19)	0:35.81 [5] (0:11.40)	0:24.41 [6] (0:11.74)	0:12.67 [6] (0:12.67)					
Average Speed [km/h]	52.6	62.0	60.5	60.2	60.5	63.2	61.3	57.7					
Top Speed [km/h]	62.4	62.8	61.8	62.1	62.1	65.1	63.9	59.6					
Avg. Dist. to Rail [m]	5.3	0.6	1.0	1.3	3.1	6.0	8.0	8.4					
Avg. Stride Freq. [Hz]	2.2	2.3	2.2	2.3	2.3	2.4	2.4	2.3					
Avg. Stride Length [m]	6.4	7.5	7.5	7.3	7.3	7.3	7.2	7.0					







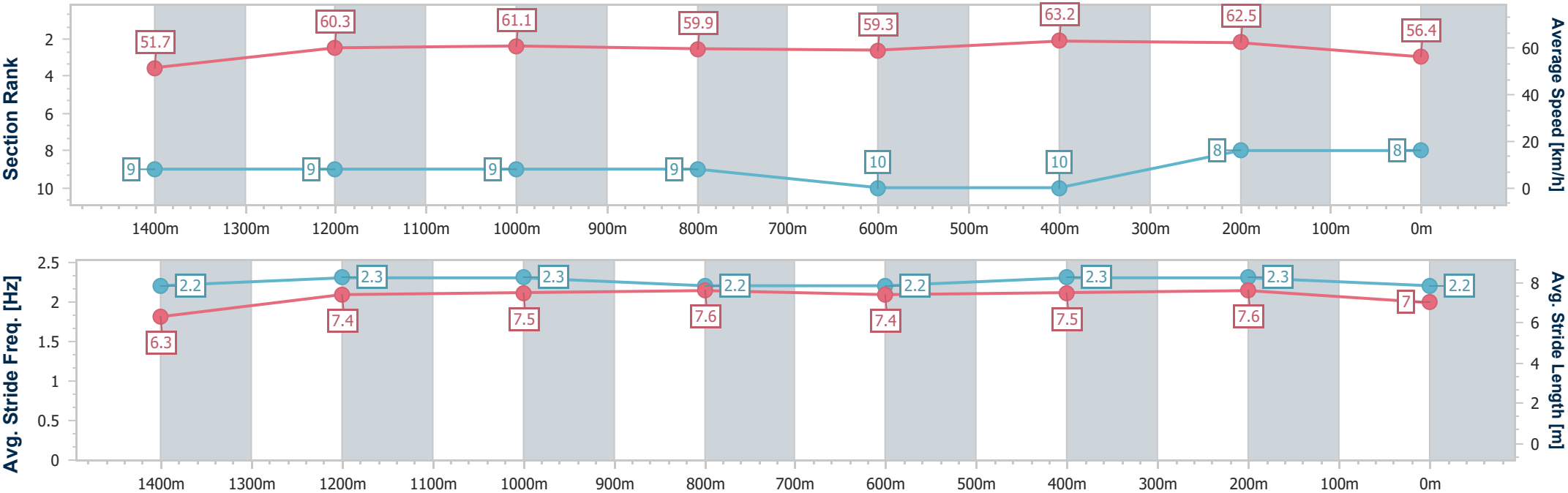
Horse/Jockey Name	Termite
Final Rank	8
Fastest Section Time (Section)	0:11.42 (600m)
Top Speed [km/h] (Section)	65.3 (600m)
Race State	Finished



RockhamptonProfessional  
Race 7: ST PETER'S BIRDCAGE Class 2 Handicap - 1600m  
18 October 2025 - 15:52  
Track Rating: Soft 5, Weather: Fine, Rail Position: +4.5m Entire



Section	Overall	1400m	1200m	1000m	800m	600m	400m	200m					
Section Times	1:37.75 [8] (0:13.96)	1:23.79 [9] (0:11.92)	1:11.87 [9] (0:11.78)	1:00.09 [9] (0:12.02)	0:48.07 [9] (0:12.23)	0:35.84 [10] (0:11.42)	0:24.42 [10] (0:11.54)	0:12.88 [8] (0:12.88)					
Average Speed [km/h]	51.7	60.3	61.1	59.9	59.3	63.2	62.5	56.4					
Top Speed [km/h]	61.1	61.7	61.8	60.5	60.6	65.3	64.8	59.1					
Avg. Dist. to Rail [m]	3.7	1.1	0.8	0.7	1.4	3.1	5.6	7.1					
Avg. Stride Freq. [Hz]	2.2	2.3	2.3	2.2	2.2	2.3	2.3	2.2					
Avg. Stride Length [m]	6.3	7.4	7.5	7.6	7.4	7.5	7.6	7.0					





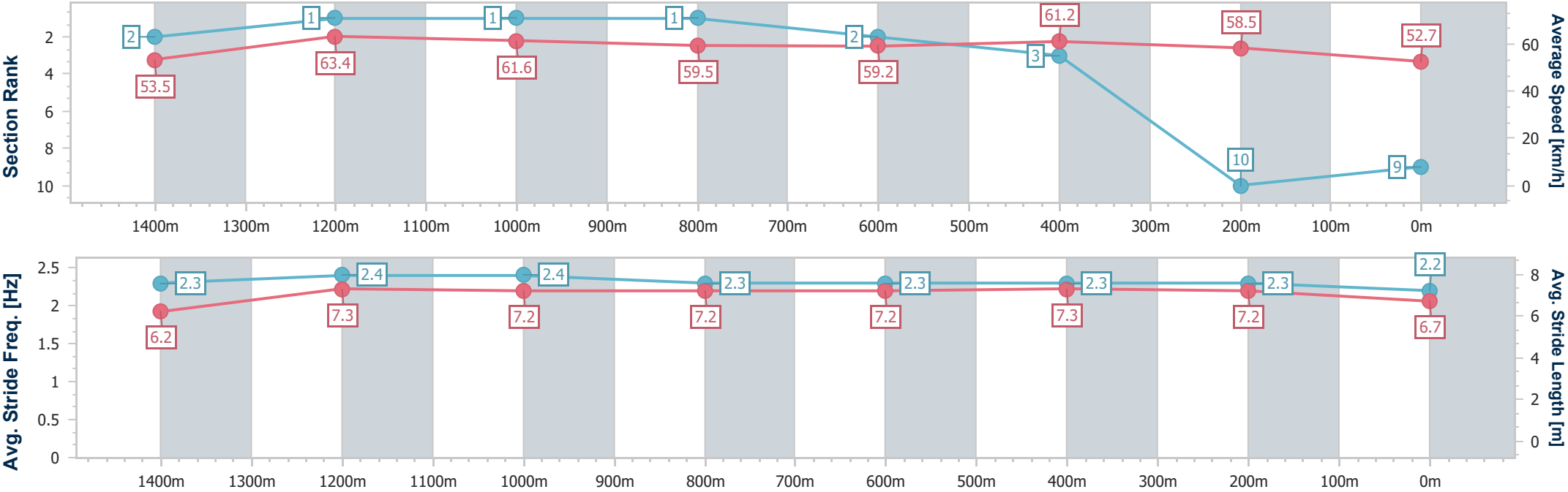
Horse/Jockey Name	Spellmaster
Final Rank	9
Fastest Section Time (Section)	0:11.38 (1400m)
Top Speed [km/h] (Section)	64.0 (Overall)
Race State	Finished



RockhamptonProfessional  
Race 7: ST PETER'S BIRDCAGE Class 2 Handicap - 1600m  
18 October 2025 - 15:52  
Track Rating: Soft 5, Weather: Fine, Rail Position: +4.5m Entire



Section	Overall	1400m	1200m	1000m	800m	600m	400m	200m					
Section Times	1:38.87 [9] (0:13.42)	1:25.45 [2] (0:11.38)	1:14.07 [1] (0:11.69)	1:02.38 [1] (0:12.11)	0:50.27 [1] (0:12.38)	0:37.89 [2] (0:11.79)	0:26.10 [3] (0:12.30)	0:13.80 [10] (0:13.80)					
Average Speed [km/h]	53.5	63.4	61.6	59.5	59.2	61.2	58.5	52.7					
Top Speed [km/h]	64.0	63.7	63.5	61.1	60.1	61.9	60.8	56.0					
Avg. Dist. to Rail [m]	4.8	1.3	0.2	0.4	2.1	3.3	4.2	5.5					
Avg. Stride Freq. [Hz]	2.3	2.4	2.4	2.3	2.3	2.3	2.3	2.2					
Avg. Stride Length [m]	6.2	7.3	7.2	7.2	7.2	7.3	7.2	6.7					





Horse/Jockey Name	Sheeza Fling
Final Rank	10
Fastest Section Time (Section)	0:11.50 (1400m)
Top Speed [km/h] (Section)	63.8 (1400m)
Race State	Finished



RockhamptonProfessional  
Race 7: ST PETER'S BIRDCAGE Class 2 Handicap - 1600m  
18 October 2025 - 15:52  
Track Rating: Soft 5, Weather: Fine, Rail Position: +4.5m Entire



Section	Overall	1400m	1200m	1000m	800m	600m	400m	200m					
Section Times	1:39.05 [10] (0:13.40)	1:25.65 [1] (0:11.50)	1:14.15 [2] (0:11.80)	1:02.35 [3] (0:12.00)	0:50.35 [2] (0:11.95)	0:38.40 [1] (0:11.68)	0:26.72 [1] (0:12.26)	0:14.46 [4] (0:14.46)					
Average Speed [km/h]	53.8	62.7	60.8	58.9	58.8	61.7	58.6	50.3					
Top Speed [km/h]	62.8	63.8	61.5	60.7	58.7	62.6	61.1	54.3					
Avg. Dist. to Rail [m]	0.5	1.2	1.2	2.5	3.0	0.3	1.5	2.8					
Avg. Stride Freq. [Hz]	2.2	2.3	2.3	2.2	2.2	2.3	2.2	2.1					
Avg. Stride Length [m]	6.4	7.2	7.0	7.0	7.0	7.3	7.3	6.5					

