



Toowoomba Professional
Race 1: CORNERSTONE RISK GROUP BENCHMARK 58 Handicap - 1050m
18 October 2025 - 17:06



Track Rating: Good 4, Weather: Fine, Rail Position: +3m Entire

Section						Overall	1000m	800m	600m	400m	200m	Last 600m	
Field Times						1:03.14 (0:05.42)	0:57.72 (0:11.37)	0:46.35 (0:11.20)	0:35.15 (0:11.56)	0:23.59 (0:11.75)	0:11.84 (0:11.84)	0:35.15	
Rank	TAB	Horse/Jockey	Barrier	Top Speed [km/h]	Fastest Section							Margin	Distance Travelled [m]
1	2	TURN UP THE MUSIC	6	66.6	0:05.60	1:03.14 [1]	0:57.54 [5]	0:46.24 [3]	0:34.95 [6]	0:23.47 [4]	0:11.74 [3]	1:03.14	0:34.95
		Robbie Downey		800m	Overall	(0:05.60)	(0:11.30)	(0:11.29)	(0:11.48)	(0:11.73)	(0:11.74)		
2	4	MISS DE BLAAS	2	66.8	0:05.53	1:03.33 [2]	0:57.80 [3]	0:46.54 [2]	0:35.31 [2]	0:23.78 [1]	0:12.03 [1]	1.13L	0:35.31 +8
		Colleen Krahnen		800m	Overall	(0:05.53)	(0:11.26)	(0:11.23)	(0:11.53)	(0:11.75)	(0:12.03)		
3	3	GIGGY	8	66.0	0:05.98	1:03.33 [3]	0:57.35 [10]	0:45.78 [10]	0:34.69 [9]	0:23.44 [9]	0:11.71 [8]	1.16L	0:34.69 +24
		Olivia Webb		800m	Overall	(0:05.98)	(0:11.57)	(0:11.09)	(0:11.25)	(0:11.73)	(0:11.71)		
4	7	SKY BLUE	5	65.6	0:05.63	1:03.35 [4]	0:57.72 [6]	0:45.97 [8]	0:34.89 [8]	0:23.51 [8]	0:11.79 [6]	1.25L	0:34.89 +32
		Kelsey Lenton		800m	Overall	(0:05.63)	(0:11.75)	(0:11.08)	(0:11.38)	(0:11.72)	(0:11.79)		
5	8	BESMARA	3	66.4	0:05.47	1:03.55 [5]	0:58.08 [2]	0:46.62 [5]	0:35.45 [4]	0:23.93 [3]	0:12.16 [2]	2.42L	0:35.45 +36
		Kyle Wilson-Taylor		800m	Overall	(0:05.47)	(0:11.46)	(0:11.17)	(0:11.52)	(0:11.77)	(0:12.16)		
6	10	TOUTE SWEET	1	66.9	0:05.67	1:03.55 [6]	0:57.88 [7]	0:46.76 [1]	0:35.42 [5]	0:23.87 [5]	0:12.06 [5]	2.44L	0:35.42 +29
		Stacey Callow		1000m	Overall	(0:05.67)	(0:11.12)	(0:11.34)	(0:11.55)	(0:11.81)	(0:12.06)		
7	9	MR EVANS	4	66.7	0:05.42	1:03.61 [7]	0:58.19 [1]	0:46.60 [6]	0:35.37 [7]	0:23.88 [6]	0:12.14 [4]	2.78L	0:35.37 +37
		Ashvin Goindasamy		1000m	Overall	(0:05.42)	(0:11.59)	(0:11.23)	(0:11.49)	(0:11.74)	(0:12.14)		
8	11	STARLACCA	10	67.1	0:05.82	1:03.72 [8]	0:57.90 [9]	0:46.23 [9]	0:34.97 [10]	0:23.64 [10]	0:11.91 [9]	3.42L	0:34.97 +36
		Georgina Cartwright		1000m	Overall	(0:05.82)	(0:11.67)	(0:11.26)	(0:11.33)	(0:11.73)	(0:11.91)		
9	6	CLEARLY GEORGE	7	67.2	0:05.53	1:04.38 [9]	0:58.85 [4]	0:47.46 [4]	0:36.39 [1]	0:24.61 [7]	0:12.46 [10]	7.28L	0:36.39 +42
		Corey Bayliss		800m	Overall	(0:05.53)	(0:11.39)	(0:11.07)	(0:11.78)	(0:12.15)	(0:12.46)		
10	12	FRIDAY'S JET	9	68.0	0:05.79	1:04.49 [10]	0:58.70 [8]	0:47.30 [7]	0:36.42 [3]	0:24.92 [2]	0:12.92 [7]	7.96L	0:36.42 +37
		Montanna Savva		800m	Overall	(0:05.79)	(0:11.40)	(0:10.88)	(0:11.50)	(0:12.00)	(0:12.92)		

Scratched: Kwami (#1), Red Cobra (#5)



Horse/Jockey Name	Turn Up The Music
Final Rank	1
Fastest Section Time (Section)	0:05.60 (Overall)
Top Speed [km/h] (Section)	66.6 (800m)
Race State	Finished

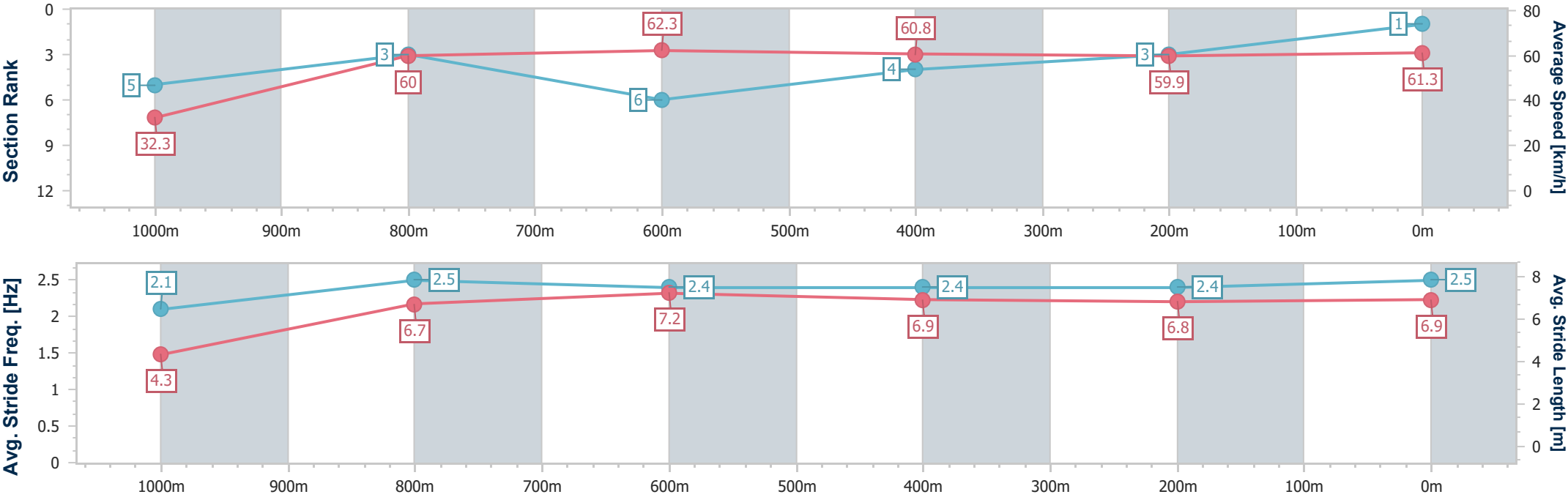


ToowoombaProfessional
Race 1: CORNERSTONE RISK GROUP BENCHMARK 58
Handicap - 1050m
18 October 2025 - 17:06



Track Rating: Good 4, Weather: Fine, Rail Position: +3m Entire

Section	Overall	1000m	800m	600m	400m	200m								
Section Times	1:03.14 [1] (0:05.60)	0:57.54 [5] (0:11.30)	0:46.24 [3] (0:11.29)	0:34.95 [6] (0:11.48)	0:23.47 [4] (0:11.73)	0:11.74 [3] (0:11.74)								
Average Speed [km/h]	32.3	60.0	62.3	60.8	59.9	61.3								
Top Speed [km/h]	33.6	65.5	66.6	65.8	63.8	62.9								
Avg. Dist. to Rail [m]	22.2	3.6	0.8	1.6	2.4	4.8								
Avg. Stride Freq. [Hz]	2.1	2.5	2.4	2.4	2.4	2.5								
Avg. Stride Length [m]	4.3	6.7	7.2	6.9	6.8	6.9								





Horse/Jockey Name	Miss De Blaas
Final Rank	2
Fastest Section Time (Section)	0:05.53 (Overall)
Top Speed [km/h] (Section)	66.8 (800m)
Race State	Finished

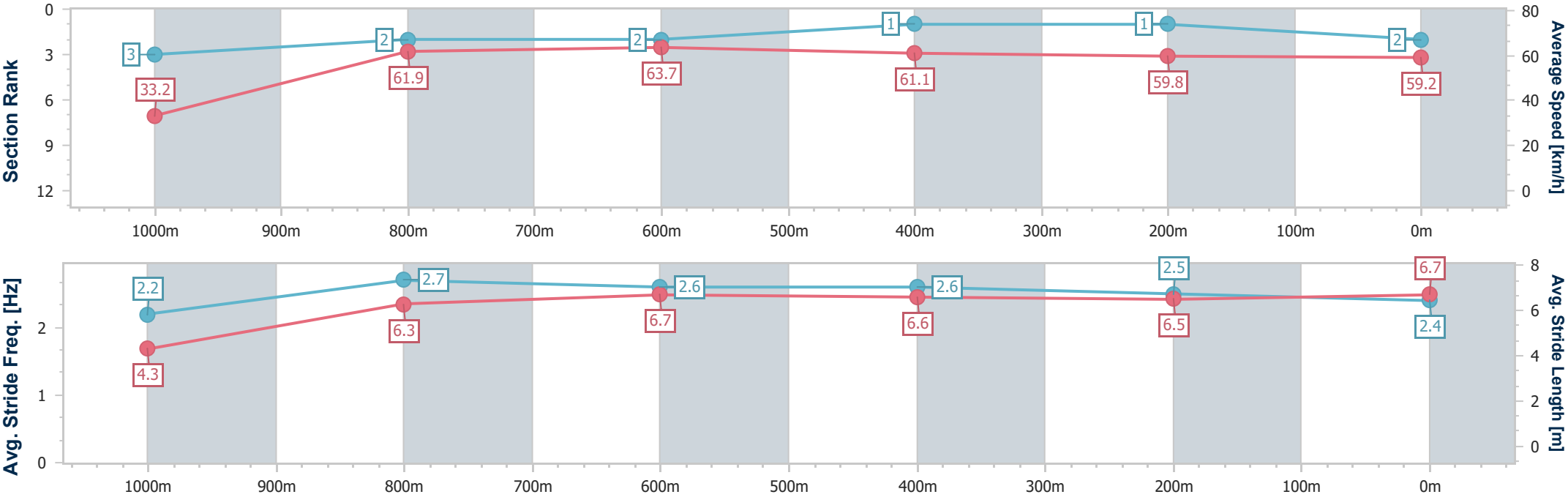


ToowoombaProfessional
Race 1: CORNERSTONE RISK GROUP BENCHMARK 58
Handicap - 1050m
18 October 2025 - 17:06



Track Rating: Good 4, Weather: Fine, Rail Position: +3m Entire

Section	Overall	1000m	800m	600m	400m	200m								
Section Times	1:03.33 [2] (0:05.53)	0:57.80 [3] (0:11.26)	0:46.54 [2] (0:11.23)	0:35.31 [2] (0:11.53)	0:23.78 [1] (0:11.75)	0:12.03 [1] (0:12.03)								
Average Speed [km/h]	33.2	61.9	63.7	61.1	59.8	59.2								
Top Speed [km/h]	34.6	65.9	66.8	65.5	63.7	62.3								
Avg. Dist. to Rail [m]	18.4	3.6	1.4	1.7	0.7	0.9								
Avg. Stride Freq. [Hz]	2.2	2.7	2.6	2.6	2.5	2.4								
Avg. Stride Length [m]	4.3	6.3	6.7	6.6	6.5	6.7								





Horse/Jockey Name	Giggy
Final Rank	3
Fastest Section Time (Section)	0:05.98 (Overall)
Top Speed [km/h] (Section)	66.0 (800m)
Race State	Finished

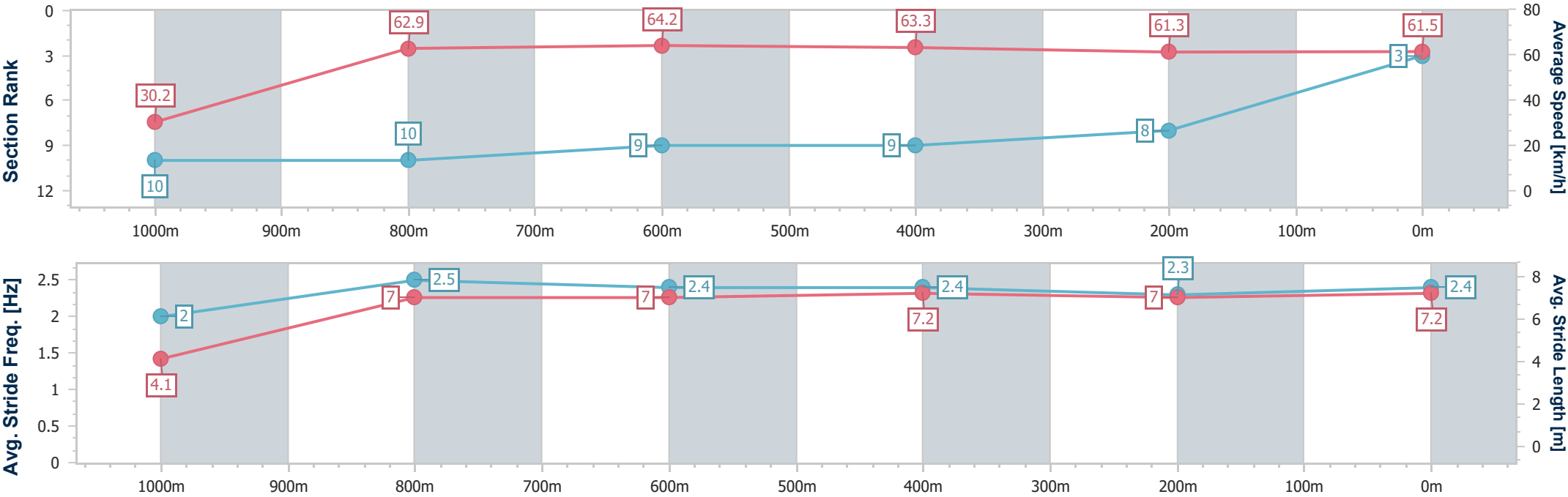


ToowoombaProfessional
Race 1: CORNERSTONE RISK GROUP BENCHMARK 58
Handicap - 1050m
18 October 2025 - 17:06



Track Rating: Good 4, Weather: Fine, Rail Position: +3m Entire

Section	Overall	1000m	800m	600m	400m	200m								
Section Times	1:03.33 [3] (0:05.98)	0:57.35 [10] (0:11.57)	0:45.78 [10] (0:11.09)	0:34.69 [9] (0:11.25)	0:23.44 [9] (0:11.73)	0:11.71 [8] (0:11.71)								
Average Speed [km/h]	30.2	62.9	64.2	63.3	61.3	61.5								
Top Speed [km/h]	53.9	65.5	66.0	65.7	62.0	62.0								
Avg. Dist. to Rail [m]	24.3	4.9	2.6	2.2	0.9	1.3								
Avg. Stride Freq. [Hz]	2.0	2.5	2.4	2.4	2.3	2.4								
Avg. Stride Length [m]	4.1	7.0	7.0	7.2	7.0	7.2								





Horse/Jockey Name	Sky Blue
Final Rank	4
Fastest Section Time (Section)	0:05.63 (Overall)
Top Speed [km/h] (Section)	65.6 (800m)
Race State	Finished

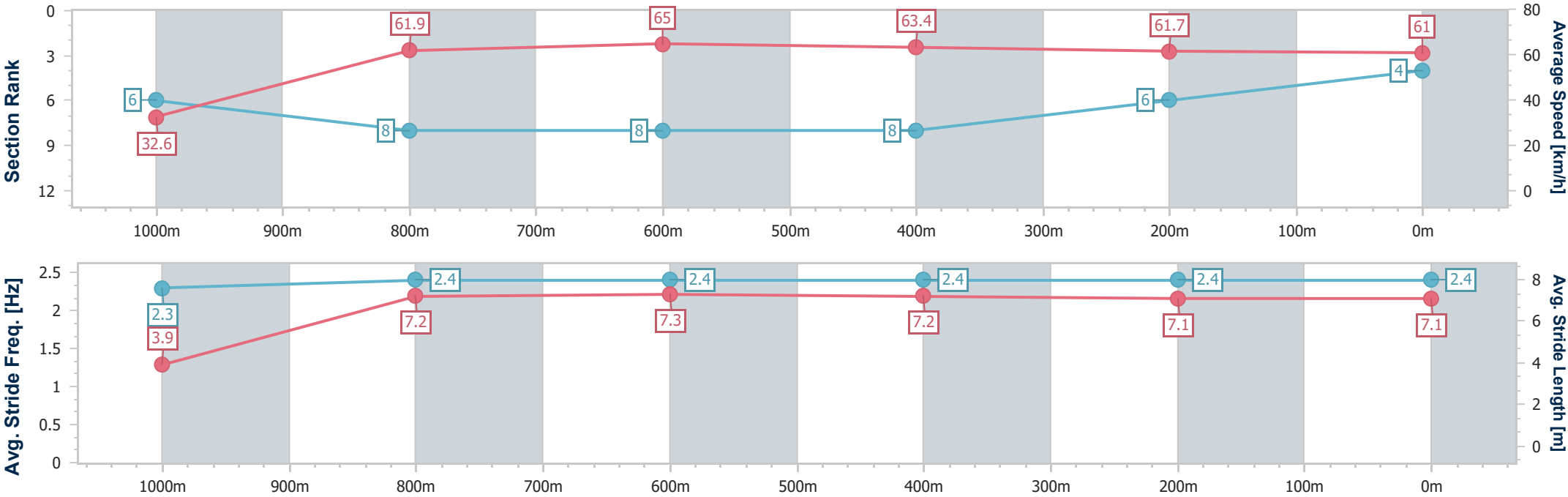


ToowoombaProfessional
Race 1: CORNERSTONE RISK GROUP BENCHMARK 58
Handicap - 1050m
18 October 2025 - 17:06



Track Rating: Good 4, Weather: Fine, Rail Position: +3m Entire

Section	Overall	1000m	800m	600m	400m	200m							
Section Times	1:03.35 [4] (0:05.63)	0:57.72 [6] (0:11.75)	0:45.97 [8] (0:11.08)	0:34.89 [8] (0:11.38)	0:23.51 [8] (0:11.72)	0:11.79 [6] (0:11.79)							
Average Speed [km/h]	32.6	61.9	65.0	63.4	61.7	61.0							
Top Speed [km/h]	55.9	64.7	65.6	65.1	63.2	61.5							
Avg. Dist. to Rail [m]	21.6	4.7	0.8	0.6	0.4	1.7							
Avg. Stride Freq. [Hz]	2.3	2.4	2.4	2.4	2.4	2.4							
Avg. Stride Length [m]	3.9	7.2	7.3	7.2	7.1	7.1							





Horse/Jockey Name	Besmara
Final Rank	5
Fastest Section Time (Section)	0:05.47 (Overall)
Top Speed [km/h] (Section)	66.4 (800m)
Race State	Finished

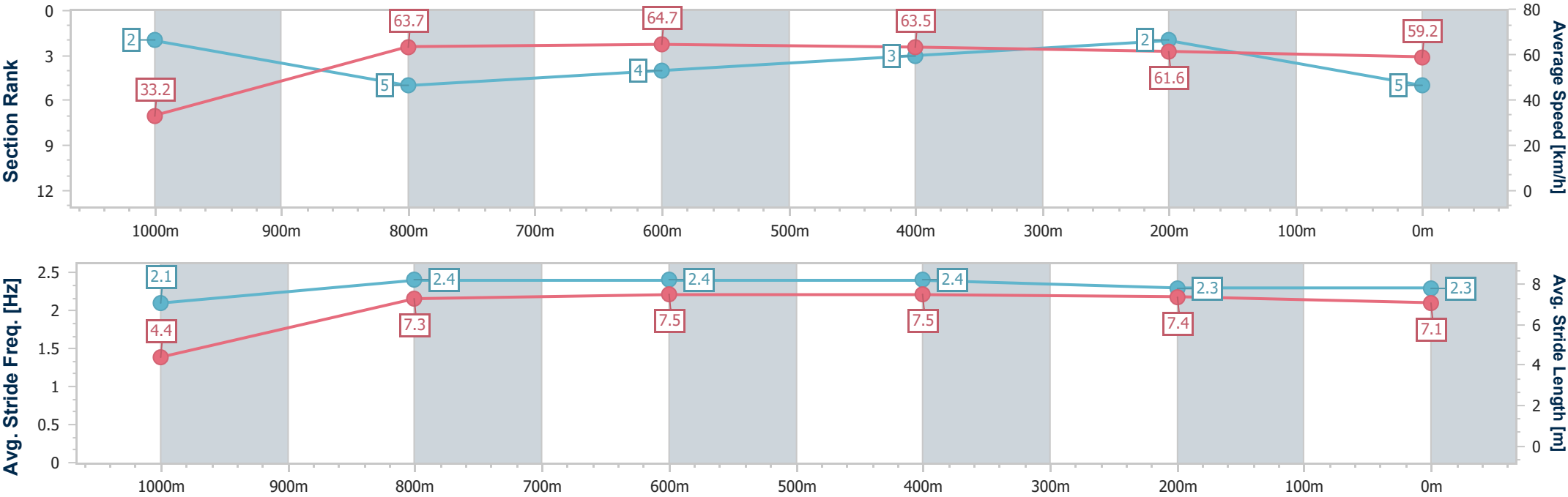


ToowoombaProfessional
Race 1: CORNERSTONE RISK GROUP BENCHMARK 58
Handicap - 1050m
18 October 2025 - 17:06



Track Rating: Good 4, Weather: Fine, Rail Position: +3m Entire

Section	Overall	1000m	800m	600m	400m	200m								
Section Times	1:03.55 [5] (0:05.47)	0:58.08 [2] (0:11.46)	0:46.62 [5] (0:11.17)	0:35.45 [4] (0:11.52)	0:23.93 [3] (0:11.77)	0:12.16 [2] (0:12.16)								
Average Speed [km/h]	33.2	63.7	64.7	63.5	61.6	59.2								
Top Speed [km/h]	56.6	65.8	66.4	66.3	62.3	62.4								
Avg. Dist. to Rail [m]	19.3	4.4	2.2	2.9	1.8	1.8								
Avg. Stride Freq. [Hz]	2.1	2.4	2.4	2.4	2.3	2.3								
Avg. Stride Length [m]	4.4	7.3	7.5	7.5	7.4	7.1								





Horse/Jockey Name	Toute Sweet
Final Rank	6
Fastest Section Time (Section)	0:05.67 (Overall)
Top Speed [km/h] (Section)	66.9 (1000m)
Race State	Finished

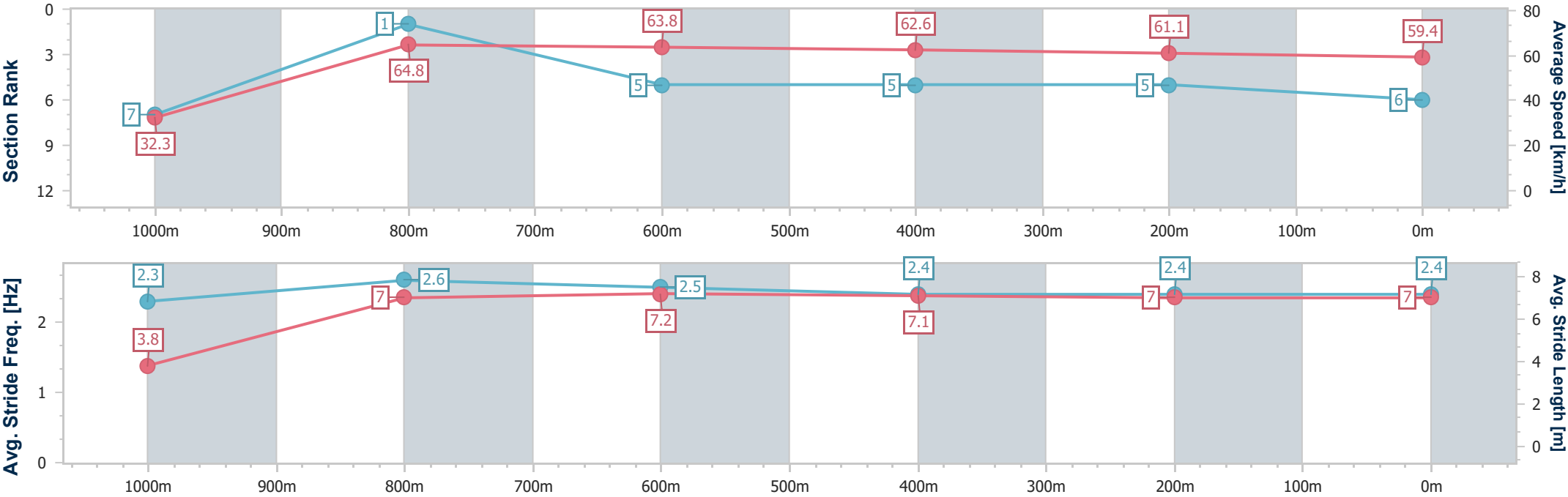


ToowoombaProfessional
Race 1: CORNERSTONE RISK GROUP BENCHMARK 58
Handicap - 1050m
18 October 2025 - 17:06



Track Rating: Good 4, Weather: Fine, Rail Position: +3m Entire

Section	Overall	1000m	800m	600m	400m	200m							
Section Times	1:03.55 [6] (0:05.67)	0:57.88 [7] (0:11.12)	0:46.76 [1] (0:11.34)	0:35.42 [5] (0:11.55)	0:23.87 [5] (0:11.81)	0:12.06 [5] (0:12.06)							
Average Speed [km/h]	32.3	64.8	63.8	62.6	61.1	59.4							
Top Speed [km/h]	57.5	66.9	64.5	63.9	61.9	61.8							
Avg. Dist. to Rail [m]	18.1	2.4	0.3	0.8	0.5	0.5							
Avg. Stride Freq. [Hz]	2.3	2.6	2.5	2.4	2.4	2.4							
Avg. Stride Length [m]	3.8	7.0	7.2	7.1	7.0	7.0							





Horse/Jockey Name	Mr Evans
Final Rank	7
Fastest Section Time (Section)	0:05.42 (Overall)
Top Speed [km/h] (Section)	66.7 (1000m)
Race State	Finished

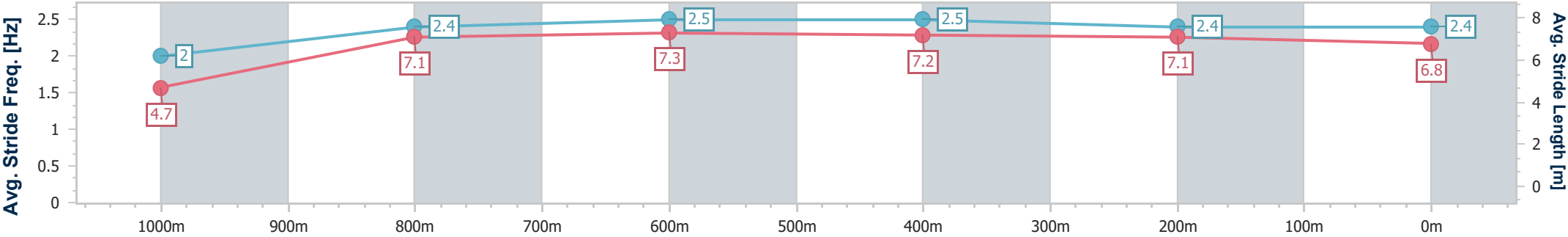
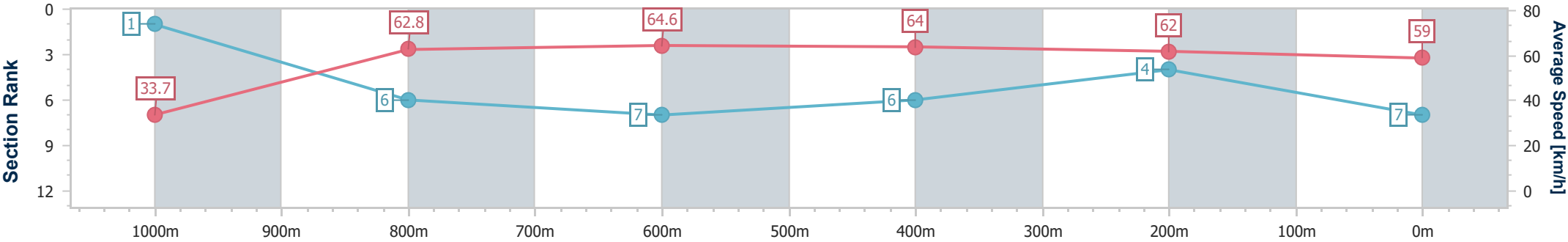


ToowoombaProfessional
Race 1: CORNERSTONE RISK GROUP BENCHMARK 58
Handicap - 1050m
18 October 2025 - 17:06



Track Rating: Good 4, Weather: Fine, Rail Position: +3m Entire

Section	Overall	1000m	800m	600m	400m	200m							
Section Times	1:03.61 [7] (0:05.42)	0:58.19 [1] (0:11.59)	0:46.60 [6] (0:11.23)	0:35.37 [7] (0:11.49)	0:23.88 [6] (0:11.74)	0:12.14 [4] (0:12.14)							
Average Speed [km/h]	33.7	62.8	64.6	64.0	62.0	59.0							
Top Speed [km/h]	56.0	66.7	66.3	66.0	63.0	61.9							
Avg. Dist. to Rail [m]	20.2	4.3	3.3	3.5	2.9	4.1							
Avg. Stride Freq. [Hz]	2.0	2.4	2.5	2.5	2.4	2.4							
Avg. Stride Length [m]	4.7	7.1	7.3	7.2	7.1	6.8							





Horse/Jockey Name	Starlacca
Final Rank	8
Fastest Section Time (Section)	0:05.82 (Overall)
Top Speed [km/h] (Section)	67.1 (1000m)
Race State	Finished

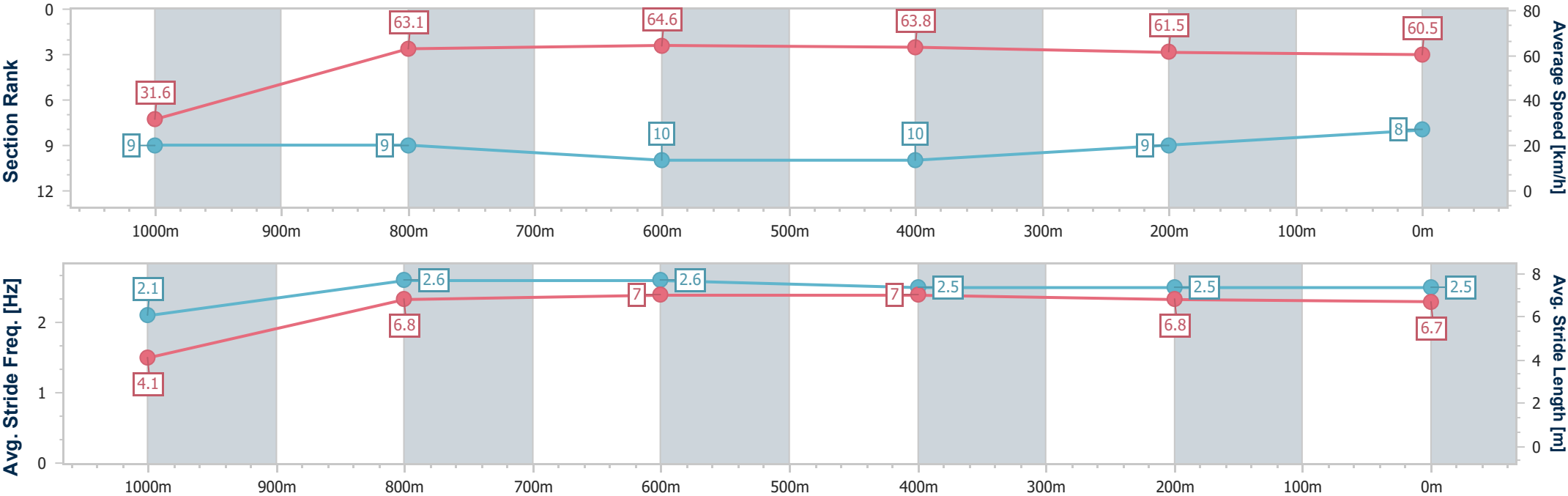


ToowoombaProfessional
Race 1: CORNERSTONE RISK GROUP BENCHMARK 58
Handicap - 1050m
18 October 2025 - 17:06



Track Rating: Good 4, Weather: Fine, Rail Position: +3m Entire

Section	Overall	1000m	800m	600m	400m	200m								
Section Times	1:03.72 [8] (0:05.82)	0:57.90 [9] (0:11.67)	0:46.23 [9] (0:11.26)	0:34.97 [10] (0:11.33)	0:23.64 [10] (0:11.73)	0:11.91 [9] (0:11.91)								
Average Speed [km/h]	31.6	63.1	64.6	63.8	61.5	60.5								
Top Speed [km/h]	52.5	67.1	66.5	65.9	63.2	61.7								
Avg. Dist. to Rail [m]	26.8	7.6	2.7	1.1	1.8	3.9								
Avg. Stride Freq. [Hz]	2.1	2.6	2.6	2.5	2.5	2.5								
Avg. Stride Length [m]	4.1	6.8	7.0	7.0	6.8	6.7								





Horse/Jockey Name	Clearly George
Final Rank	9
Fastest Section Time (Section)	0:05.53 (Overall)
Top Speed [km/h] (Section)	67.2 (800m)
Race State	Finished

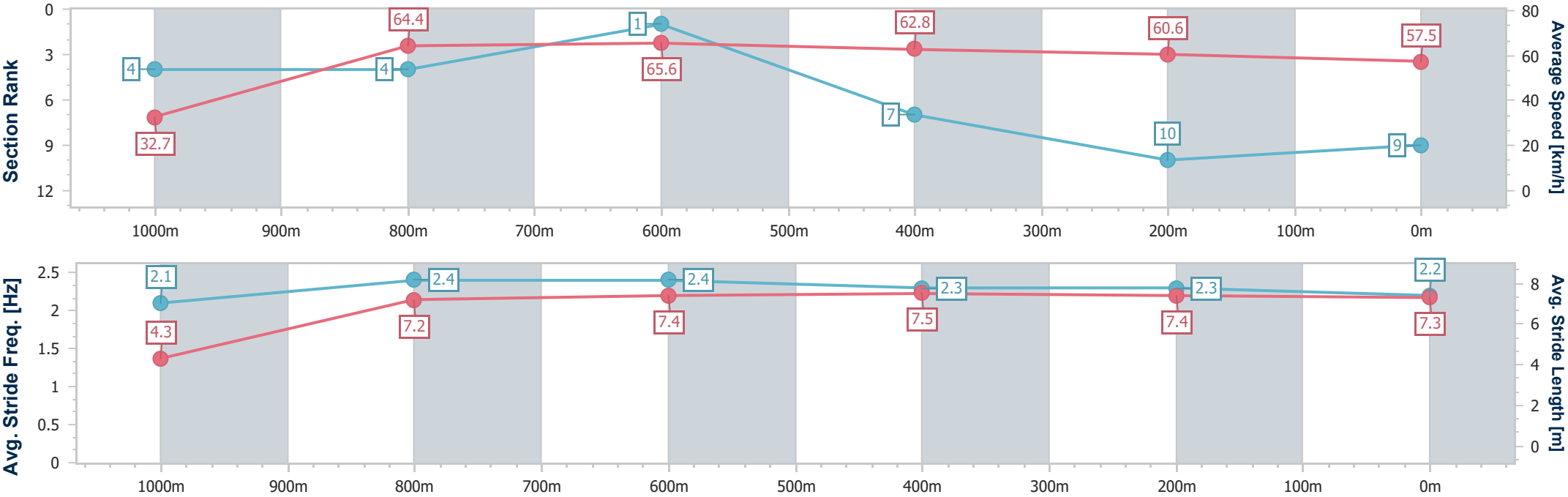


ToowoombaProfessional
Race 1: CORNERSTONE RISK GROUP BENCHMARK 58
Handicap - 1050m
18 October 2025 - 17:06



Track Rating: Good 4, Weather: Fine, Rail Position: +3m Entire

Section	Overall	1000m	800m	600m	400m	200m							
Section Times	1:04.38 [9] (0:05.53)	0:58.85 [4] (0:11.39)	0:47.46 [4] (0:11.07)	0:36.39 [1] (0:11.78)	0:24.61 [7] (0:12.15)	0:12.46 [10] (0:12.46)							
Average Speed [km/h]	32.7	64.4	65.6	62.8	60.6	57.5							
Top Speed [km/h]	55.5	67.0	67.2	64.4	61.4	59.1							
Avg. Dist. to Rail [m]	22.0	5.7	3.3	5.0	6.1	7.3							
Avg. Stride Freq. [Hz]	2.1	2.4	2.4	2.3	2.3	2.2							
Avg. Stride Length [m]	4.3	7.2	7.4	7.5	7.4	7.3							





Horse/Jockey Name	Friday's Jet
Final Rank	10
Fastest Section Time (Section)	0:05.79 (Overall)
Top Speed [km/h] (Section)	68.0 (800m)
Race State	Finished

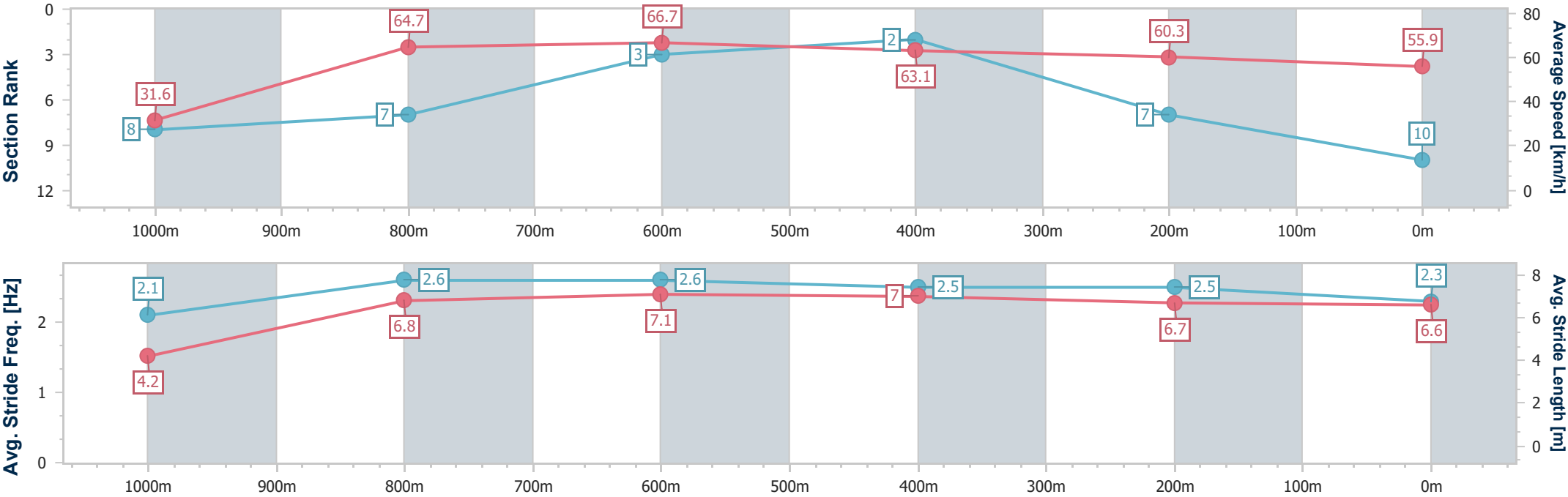


ToowoombaProfessional
Race 1: CORNERSTONE RISK GROUP BENCHMARK 58
Handicap - 1050m
18 October 2025 - 17:06



Track Rating: Good 4, Weather: Fine, Rail Position: +3m Entire

Section	Overall	1000m	800m	600m	400m	200m								
Section Times	1:04.49 [10] (0:05.79)	0:58.70 [8] (0:11.40)	0:47.30 [7] (0:10.88)	0:36.42 [3] (0:11.50)	0:24.92 [2] (0:12.00)	0:12.92 [7] (0:12.92)								
Average Speed [km/h]	31.6	64.7	66.7	63.1	60.3	55.9								
Top Speed [km/h]	55.1	67.9	68.0	66.3	61.4	57.7								
Avg. Dist. to Rail [m]	25.3	8.0	2.9	2.1	1.7	3.7								
Avg. Stride Freq. [Hz]	2.1	2.6	2.6	2.5	2.5	2.3								
Avg. Stride Length [m]	4.2	6.8	7.1	7.0	6.7	6.6								





Toowoomba Professional
Race 2: GTH GROUP + Class 2 Handicap - 1300m
18 October 2025 - 17:40



Track Rating: Good 4, Weather: Fine, Rail Position: +3m Entire

Section						Overall	1200m	1000m	800m	600m	400m	Last 600m	
Field Times						1:19.28 (0:08.52)	1:10.76 (0:10.72)	1:00.04 (0:11.72)	0:48.32 (0:12.34)	0:35.98 (0:12.33)	0:23.65 (0:11.89)	0:35.98	
Rank	TAB	Horse/Jockey	Barrier	Top Speed [km/h]	Fastest Section								Distance Travelled [m]
1	12	KINGSLAND	3	65.9	0:08.97	1:19.28 [1]	1:10.31 [5]	0:59.16 [5]	0:47.56 [5]	0:35.49 [5]	0:23.47 [3]	0:35.49	
		Corey Bayliss		1200m	Overall	(0:08.97)	(0:11.15)	(0:11.60)	(0:12.07)	(0:12.02)	(0:11.71)		
2	9	PELE PRINCESS	6	65.8	0:09.38	1:19.33 [2]	1:09.95 [9]	0:58.49 [10]	0:46.94 [10]	0:35.07 [9]	0:23.43 [4]	0:35.07	+5
		Stacey Callow		1200m	Overall	(0:09.38)	(0:11.46)	(0:11.55)	(0:11.87)	(0:11.64)	(0:11.66)		
3	13	PORRISTA	4	68.3	0:08.73	1:19.82 [3]	1:11.09 [2]	1:00.21 [2]	0:48.52 [3]	0:36.27 [2]	0:23.91 [5]	0:36.27	-8
		Kelsey Lenton		1200m	Overall	(0:08.73)	(0:10.88)	(0:11.69)	(0:12.25)	(0:12.36)	(0:11.90)		
4	8	HERBIE TOWN	2	67.4	0:09.12	1:19.87 [4]	1:10.75 [7]	0:59.64 [6]	0:48.04 [6]	0:35.88 [6]	0:23.54 [8]	0:35.88	-8
		Tahlia Fenlon		1200m	Overall	(0:09.12)	(0:11.11)	(0:11.60)	(0:12.16)	(0:12.34)	(0:11.56)		
5	1	RAMPANT LION	1	65.5	0:08.83	1:19.94 [5]	1:11.11 [4]	0:59.94 [4]	0:48.50 [4]	0:36.19 [4]	0:23.86 [6]	0:36.19	-4
		Kyle Wilson-Taylor		1200m	Overall	(0:08.83)	(0:11.17)	(0:11.44)	(0:12.31)	(0:12.33)	(0:11.73)		
6	6	EXTOL	5	66.3	0:09.30	1:20.01 [6]	1:10.71 [8]	0:59.57 [7]	0:48.08 [7]	0:35.88 [8]	0:23.68 [9]	0:35.88	-5
		Robbie Downey		1200m	Overall	(0:09.30)	(0:11.14)	(0:11.49)	(0:12.20)	(0:12.20)	(0:11.70)		
7	11	SAVVY BEE	7	64.1	0:09.07	1:20.02 [7]	1:10.95 [6]	0:59.49 [8]	0:47.95 [9]	0:35.62 [10]	0:23.53 [10]	0:35.62	-3
		Olivia Webb		1000m	Overall	(0:09.07)	(0:11.46)	(0:11.54)	(0:12.33)	(0:12.09)	(0:11.67)		
8	10	SHEDENZA	8	67.2	0:08.75	1:20.28 [8]	1:11.53 [3]	1:00.57 [3]	0:48.98 [2]	0:36.71 [3]	0:24.52 [2]	0:36.71	-4
		Georgina Cartwright		1200m	Overall	(0:08.75)	(0:10.96)	(0:11.59)	(0:12.27)	(0:12.19)	(0:11.97)		
9	4	MYSTERY POWER	10	70.4	0:08.52	1:20.36 [9]	1:11.84 [1]	1:01.12 [1]	0:49.40 [1]	0:37.06 [1]	0:24.73 [1]	0:37.06	-9
		Les Tilley		1200m	Overall	(0:08.52)	(0:10.72)	(0:11.72)	(0:12.34)	(0:12.33)	(0:12.02)		
10	2	ALL BLACK	9	65.6	0:09.47	1:20.66 [10]	1:11.19 [10]	0:59.96 [9]	0:48.61 [8]	0:36.55 [7]	0:24.51 [7]	0:36.55	+0
		Colleen Krahnen		1200m	Overall	(0:09.47)	(0:11.23)	(0:11.35)	(0:12.06)	(0:12.04)	(0:12.00)		

Scratched: South Sea (#3), Blantons Run (#5), Future Soldier (#7), She's Brutal (#14), Duke Of Lancaster (#15), Jamaican Mecrazy (#16), Cafe Mocha (#17)



Toowoomba Professional
Race 2: GTH GROUP + Class 2 Handicap - 1300m
18 October 2025 - 17:40



Track Rating: Good 4, Weather: Fine, Rail Position: +3m Entire

Section Field Times				200m 0:11.76 (0:11.76)				Last 600m 0:35.98	
Rank	TAB	Horse/Jockey	Barrier	Top Speed [km/h]	Fastest Section	Margin		Distance Travelled [m]	
1	12	KINGSLAND	3	65.9	0:08.97	0:11.76 [1]	1:19.28	0:35.49	
		Corey Bayliss		1200m	Overall	(0:11.76)			
2	9	PELE PRINCESS	6	65.8	0:09.38	0:11.77 [2]	0.33L	0:35.07	+5
		Stacey Callow		1200m	Overall	(0:11.77)			
3	13	PORRISTA	4	68.3	0:08.73	0:12.01 [6]	3.17L	0:36.27	-8
		Kelsey Lenton		1200m	Overall	(0:12.01)			
4	8	HERBIE TOWN	2	67.4	0:09.12	0:11.98 [7]	3.46L	0:35.88	-8
		Tahlia Fenlon		1200m	Overall	(0:11.98)			
5	1	RAMPANT LION	1	65.5	0:08.83	0:12.13 [5]	3.9L	0:36.19	-4
		Kyle Wilson-Taylor		1200m	Overall	(0:12.13)			
6	6	EXTOL	5	66.3	0:09.30	0:11.98 [8]	4.31L	0:35.88	-5
		Robbie Downey		1200m	Overall	(0:11.98)			
7	11	SAVVY BEE	7	64.1	0:09.07	0:11.86 [10]	4.39L	0:35.62	-3
		Olivia Webb		1000m	Overall	(0:11.86)			
8	10	SHEDENZA	8	67.2	0:08.75	0:12.55 [4]	5.89L	0:36.71	-4
		Georgina Cartwright		1200m	Overall	(0:12.55)			
9	4	MYSTERY POWER	10	70.4	0:08.52	0:12.71 [3]	6.34L	0:37.06	-9
		Les Tilley		1200m	Overall	(0:12.71)			
10	2	ALL BLACK	9	65.6	0:09.47	0:12.51 [9]	8.14L	0:36.55	+0
		Colleen Krahn		1200m	Overall	(0:12.51)			

Scratched: South Sea (#3), Blantons Run (#5), Future Soldier (#7), She's Brutal (#14), Duke Of Lancaster (#15), Jamaican Mecrazy (#16), Cafe Mocha (#17)

Report Created: Sat 18 October 2025 18:04 GMT+1 (Note: Timing is based on position data)

Page 2/12

[] Ranking at each section and finish
-:-:- No data available at this section
NA No data available

SCN Saddle cloth number
DNF Did not finish
DNT Did not track

data processed by  TRIPLESDATA



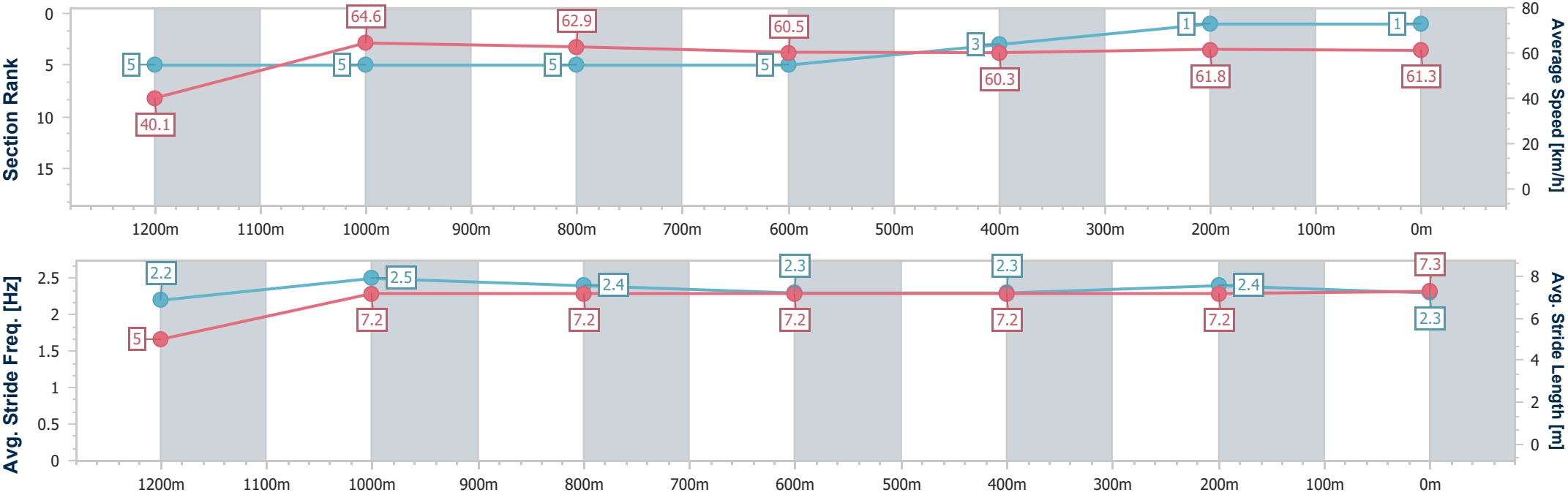
Horse/Jockey Name	Kingsland
Final Rank	1
Fastest Section Time (Section)	0:08.97 (Overall)
Top Speed [km/h] (Section)	65.9 (1200m)
Race State	Finished



ToowoombaProfessional
Race 2: GTH GROUP + Class 2 Handicap - 1300m
18 October 2025 - 17:40
Track Rating: Good 4, Weather: Fine, Rail Position: +3m Entire



Section	Overall	1200m	1000m	800m	600m	400m	200m						
Section Times	1:19.28 [1] (0:08.97)	1:10.31 [5] (0:11.15)	0:59.16 [5] (0:11.60)	0:47.56 [5] (0:12.07)	0:35.49 [5] (0:12.02)	0:23.47 [3] (0:11.71)	0:11.76 [1] (0:11.76)						
Average Speed [km/h]	40.1	64.6	62.9	60.5	60.3	61.8	61.3						
Top Speed [km/h]	62.2	65.9	64.8	61.1	62.3	62.9	61.7						
Avg. Dist. to Rail [m]	4.9	3.8	3.5	2.7	1.7	1.4	2.0						
Avg. Stride Freq. [Hz]	2.2	2.5	2.4	2.3	2.3	2.4	2.3						
Avg. Stride Length [m]	5.0	7.2	7.2	7.2	7.2	7.2	7.3						





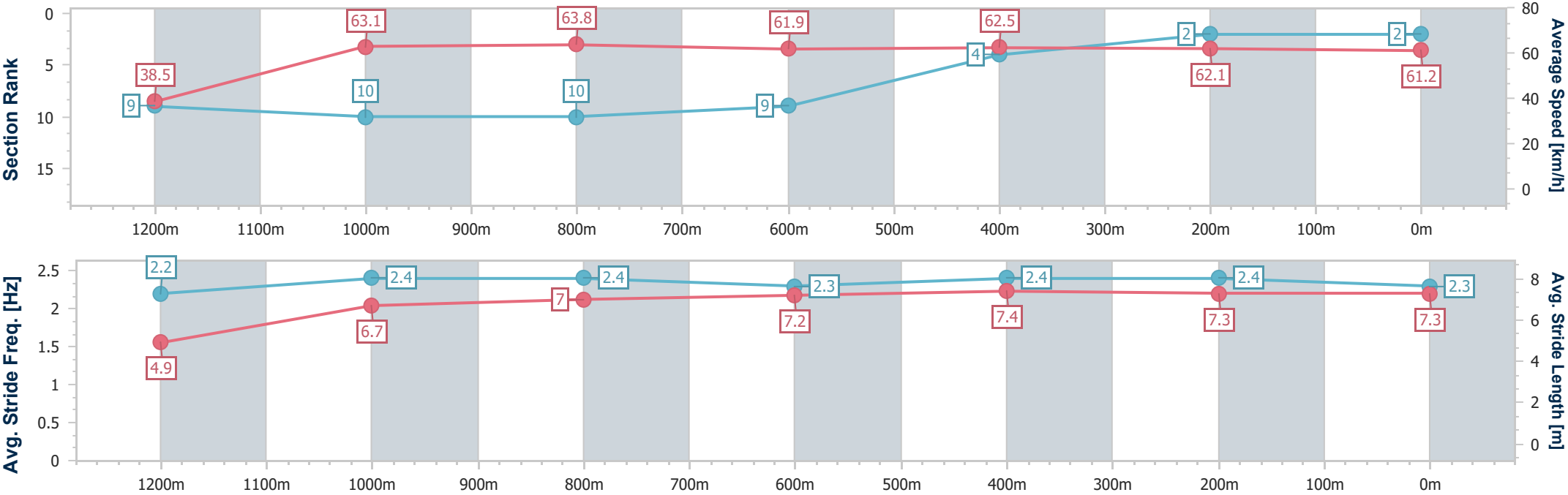
Horse/Jockey Name	Pele Princess
Final Rank	2
Fastest Section Time (Section)	0:09.38 (Overall)
Top Speed [km/h] (Section)	65.8 (1200m)
Race State	Finished



Toowoomba Professional
Race 2: GTH GROUP + Class 2 Handicap - 1300m
18 October 2025 - 17:40
Track Rating: Good 4, Weather: Fine, Rail Position: +3m Entire



Section	Overall	1200m	1000m	800m	600m	400m	200m						
Section Times	1:19.33 [2] (0:09.38)	1:09.95 [9] (0:11.46)	0:58.49 [10] (0:11.55)	0:46.94 [10] (0:11.87)	0:35.07 [9] (0:11.64)	0:23.43 [4] (0:11.66)	0:11.77 [2] (0:11.77)						
Average Speed [km/h]	38.5	63.1	63.8	61.9	62.5	62.1	61.2						
Top Speed [km/h]	60.7	65.8	65.1	64.3	63.8	62.9	62.2						
Avg. Dist. to Rail [m]	6.7	4.3	6.2	5.2	2.4	2.2	4.0						
Avg. Stride Freq. [Hz]	2.2	2.4	2.4	2.3	2.4	2.4	2.3						
Avg. Stride Length [m]	4.9	6.7	7.0	7.2	7.4	7.3	7.3						





Horse/Jockey Name	Porrista
Final Rank	3
Fastest Section Time (Section)	0:08.73 (Overall)
Top Speed [km/h] (Section)	68.3 (1200m)
Race State	Finished



ToowoombaProfessional

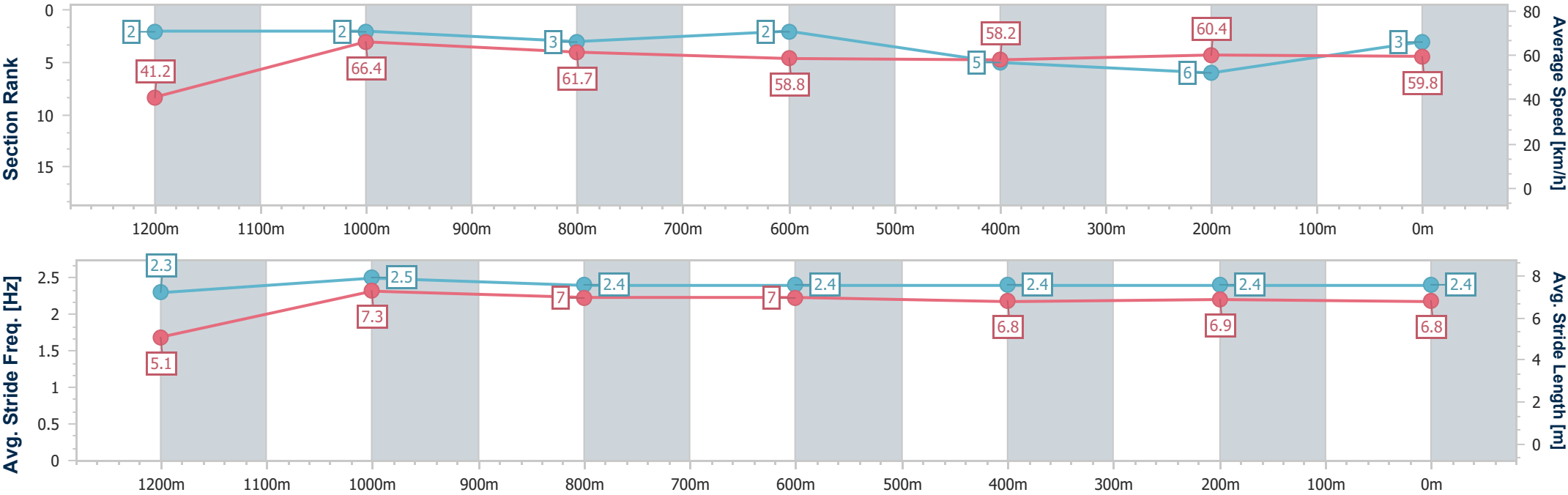
Race 2: GTH GROUP + Class 2 Handicap - 1300m

18 October 2025 - 17:40

Track Rating: Good 4, Weather: Fine, Rail Position: +3m Entire



Section	Overall	1200m	1000m	800m	600m	400m	200m						
Section Times	1:19.82 [3] (0:08.73)	1:11.09 [2] (0:10.88)	1:00.21 [2] (0:11.69)	0:48.52 [3] (0:12.25)	0:36.27 [2] (0:12.36)	0:23.91 [5] (0:11.90)	0:12.01 [6] (0:12.01)						
Average Speed [km/h]	41.2	66.4	61.7	58.8	58.2	60.4	59.8						
Top Speed [km/h]	62.5	68.3	65.5	60.0	59.8	60.7	61.1						
Avg. Dist. to Rail [m]	5.2	1.7	0.9	0.5	0.2	1.6	4.2						
Avg. Stride Freq. [Hz]	2.3	2.5	2.4	2.4	2.4	2.4	2.4						
Avg. Stride Length [m]	5.1	7.3	7.0	7.0	6.8	6.9	6.8						





Horse/Jockey Name	Herbie Town
Final Rank	4
Fastest Section Time (Section)	0:09.12 (Overall)
Top Speed [km/h] (Section)	67.4 (1200m)
Race State	Finished



ToowoombaProfessional

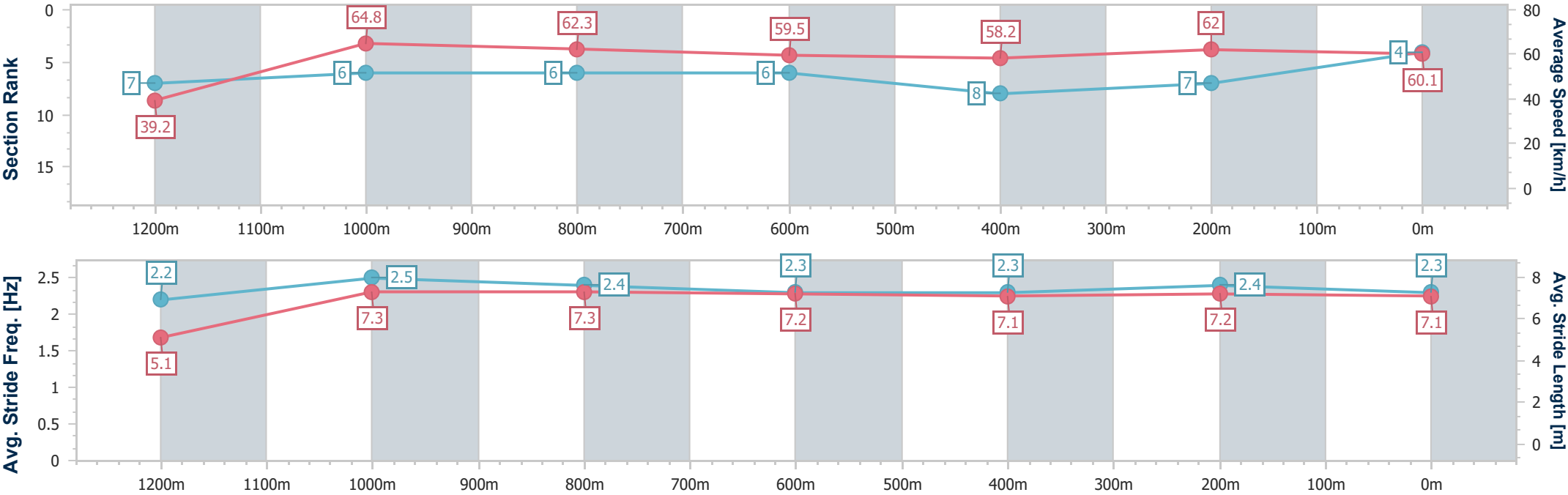
Race 2: GTH GROUP + Class 2 Handicap - 1300m

18 October 2025 - 17:40



Track Rating: Good 4, Weather: Fine, Rail Position: +3m Entire

Section	Overall	1200m	1000m	800m	600m	400m	200m						
Section Times	1:19.87 [4] (0:09.12)	1:10.75 [7] (0:11.11)	0:59.64 [6] (0:11.60)	0:48.04 [6] (0:12.16)	0:35.88 [6] (0:12.34)	0:23.54 [8] (0:11.56)	0:11.98 [7] (0:11.98)						
Average Speed [km/h]	39.2	64.8	62.3	59.5	58.2	62.0	60.1						
Top Speed [km/h]	62.6	67.4	64.6	61.4	60.4	63.0	62.1						
Avg. Dist. to Rail [m]	1.8	0.7	1.0	1.4	0.3	0.6	1.1						
Avg. Stride Freq. [Hz]	2.2	2.5	2.4	2.3	2.3	2.4	2.3						
Avg. Stride Length [m]	5.1	7.3	7.3	7.2	7.1	7.2	7.1						





Horse/Jockey Name	Rampant Lion
Final Rank	5
Fastest Section Time (Section)	0:08.83 (Overall)
Top Speed [km/h] (Section)	65.5 (1200m)
Race State	Finished



ToowoombaProfessional

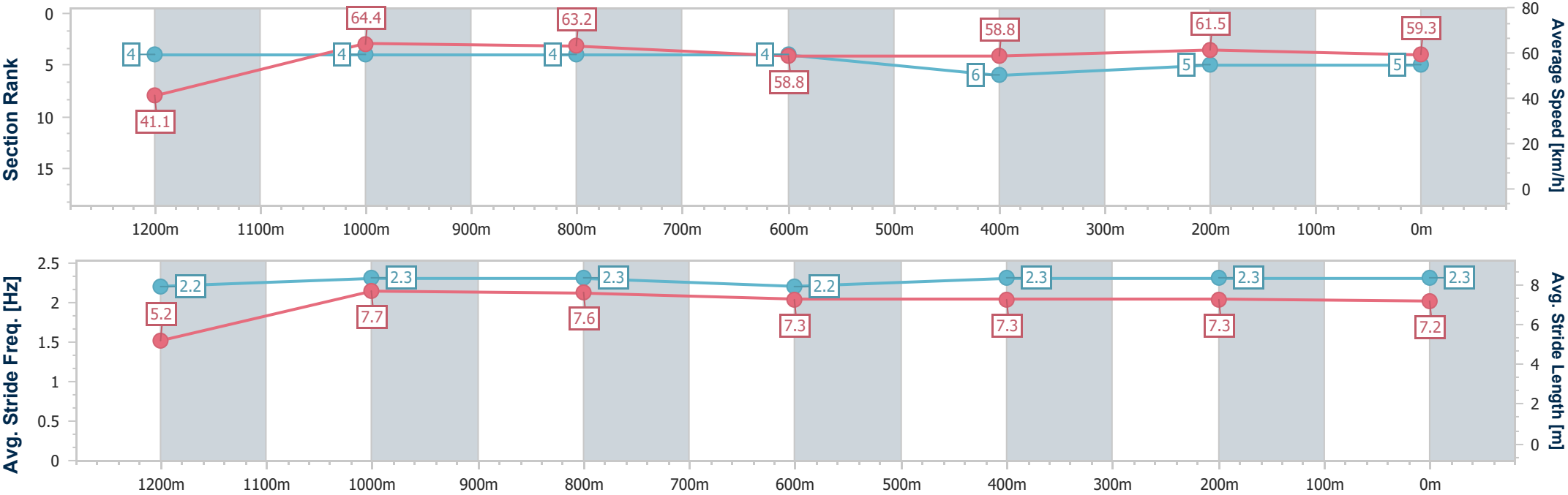
Race 2: GTH GROUP + Class 2 Handicap - 1300m

18 October 2025 - 17:40



Track Rating: Good 4, Weather: Fine, Rail Position: +3m Entire

Section	Overall	1200m	1000m	800m	600m	400m	200m						
Section Times	1:19.94 [5] (0:08.83)	1:11.11 [4] (0:11.17)	0:59.94 [4] (0:11.44)	0:48.50 [4] (0:12.31)	0:36.19 [4] (0:12.33)	0:23.86 [6] (0:11.73)	0:12.13 [5] (0:12.13)						
Average Speed [km/h]	41.1	64.4	63.2	58.8	58.8	61.5	59.3						
Top Speed [km/h]	63.3	65.5	64.2	59.8	60.0	62.0	60.7						
Avg. Dist. to Rail [m]	1.5	0.8	1.2	2.2	1.0	0.8	3.2						
Avg. Stride Freq. [Hz]	2.2	2.3	2.3	2.2	2.3	2.3	2.3						
Avg. Stride Length [m]	5.2	7.7	7.6	7.3	7.3	7.3	7.2						





Horse/Jockey Name	Extol
Final Rank	6
Fastest Section Time (Section)	0:09.30 (Overall)
Top Speed [km/h] (Section)	66.3 (1200m)
Race State	Finished



Toowoomba Professional

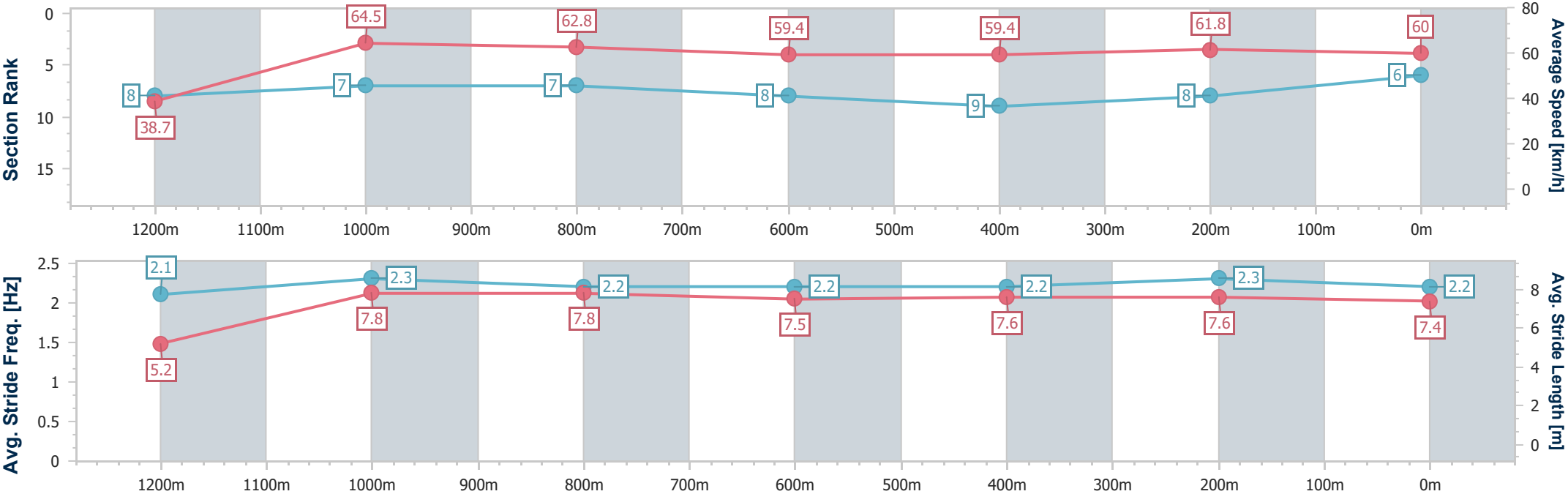
Race 2: GTH GROUP + Class 2 Handicap - 1300m

18 October 2025 - 17:40



Track Rating: Good 4, Weather: Fine, Rail Position: +3m Entire

Section	Overall	1200m	1000m	800m	600m	400m	200m						
Section Times	1:20.01 [6] (0:09.30)	1:10.71 [8] (0:11.14)	0:59.57 [7] (0:11.49)	0:48.08 [7] (0:12.20)	0:35.88 [8] (0:12.20)	0:23.68 [9] (0:11.70)	0:11.98 [8] (0:11.98)						
Average Speed [km/h]	38.7	64.5	62.8	59.4	59.4	61.8	60.0						
Top Speed [km/h]	61.6	66.3	63.8	62.7	61.8	63.0	61.9						
Avg. Dist. to Rail [m]	5.0	0.5	0.4	1.8	1.2	1.5	3.6						
Avg. Stride Freq. [Hz]	2.1	2.3	2.2	2.2	2.2	2.3	2.2						
Avg. Stride Length [m]	5.2	7.8	7.8	7.5	7.6	7.6	7.4						



- [] Ranking at each section and finish
- .-.- No data available at this section
- NA No data available



Horse/Jockey Name	Savvy Bee
Final Rank	7
Fastest Section Time (Section)	0:09.07 (Overall)
Top Speed [km/h] (Section)	64.1 (1000m)
Race State	Finished



Toowoomba Professional

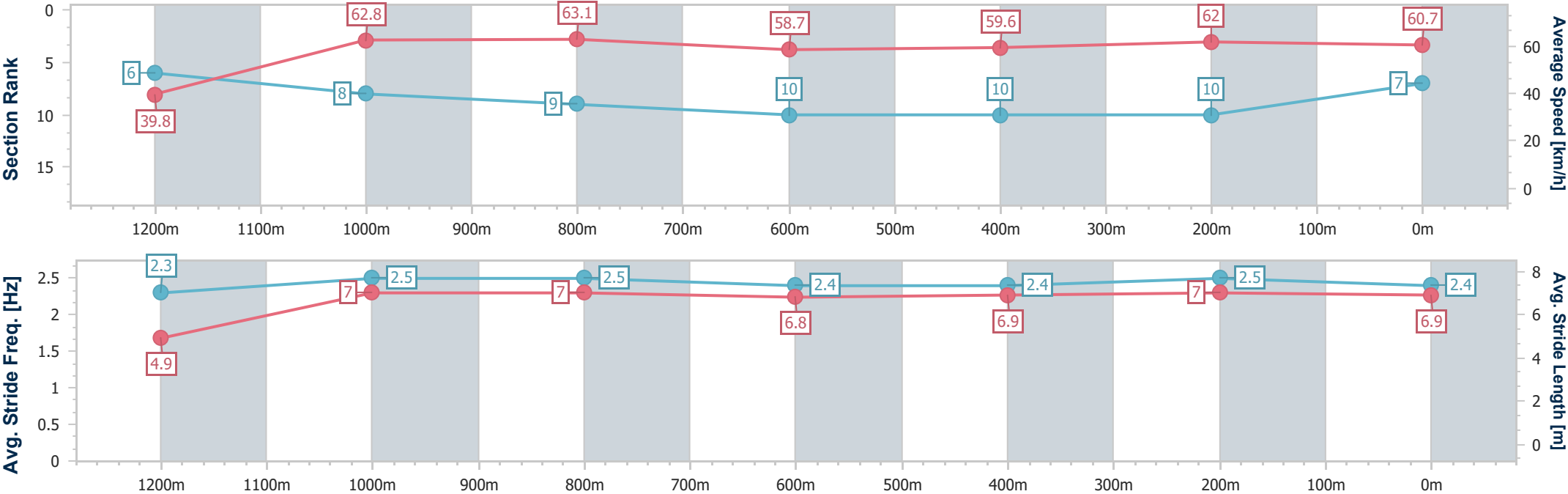
Race 2: GTH GROUP + Class 2 Handicap - 1300m

18 October 2025 - 17:40

Track Rating: Good 4, Weather: Fine, Rail Position: +3m Entire



Section	Overall	1200m	1000m	800m	600m	400m	200m						
Section Times	1:20.02 [7] (0:09.07)	1:10.95 [6] (0:11.46)	0:59.49 [8] (0:11.54)	0:47.95 [9] (0:12.33)	0:35.62 [10] (0:12.09)	0:23.53 [10] (0:11.67)	0:11.86 [10] (0:11.86)						
Average Speed [km/h]	39.8	62.8	63.1	58.7	59.6	62.0	60.7						
Top Speed [km/h]	61.5	64.1	64.1	62.1	61.5	62.8	61.8						
Avg. Dist. to Rail [m]	7.3	3.6	3.1	1.7	0.5	0.5	1.4						
Avg. Stride Freq. [Hz]	2.3	2.5	2.5	2.4	2.4	2.5	2.4						
Avg. Stride Length [m]	4.9	7.0	7.0	6.8	6.9	7.0	6.9						





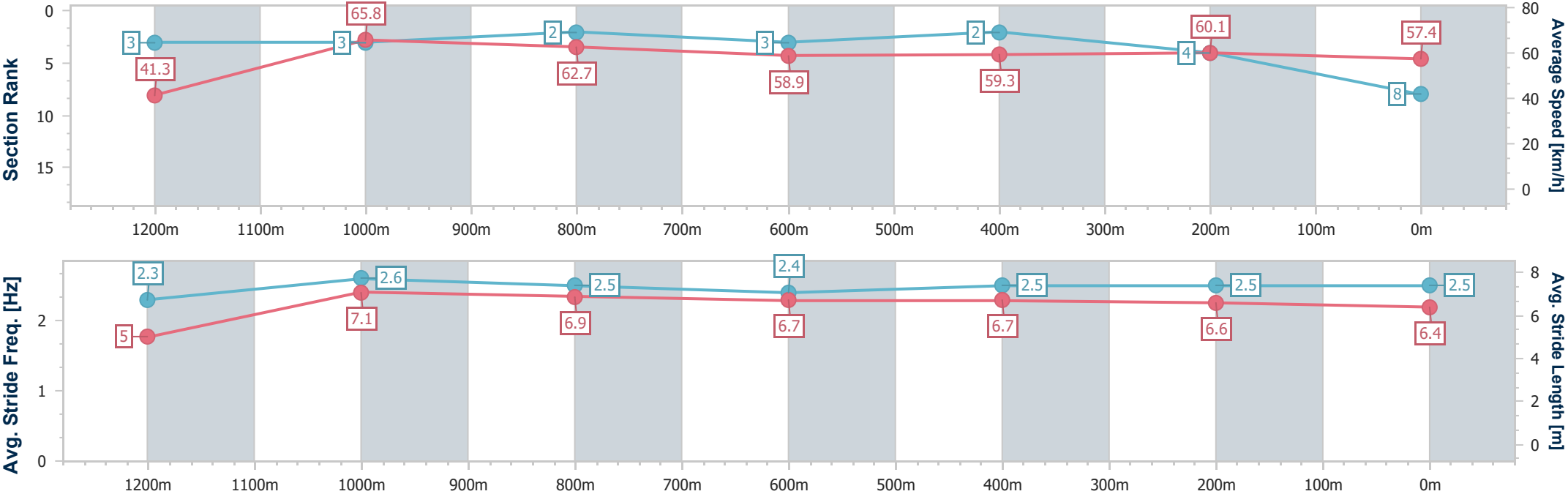
Horse/Jockey Name	Shedenza
Final Rank	8
Fastest Section Time (Section)	0:08.75 (Overall)
Top Speed [km/h] (Section)	67.2 (1200m)
Race State	Finished



ToowoombaProfessional
Race 2: GTH GROUP + Class 2 Handicap - 1300m
18 October 2025 - 17:40
Track Rating: Good 4, Weather: Fine, Rail Position: +3m Entire



Section	Overall	1200m	1000m	800m	600m	400m	200m						
Section Times	1:20.28 [8] (0:08.75)	1:11.53 [3] (0:10.96)	1:00.57 [3] (0:11.59)	0:48.98 [2] (0:12.27)	0:36.71 [3] (0:12.19)	0:24.52 [2] (0:11.97)	0:12.55 [4] (0:12.55)						
Average Speed [km/h]	41.3	65.8	62.7	58.9	59.3	60.1	57.4						
Top Speed [km/h]	62.6	67.2	65.0	59.7	60.8	61.3	58.1						
Avg. Dist. to Rail [m]	7.4	3.6	2.1	1.7	0.9	0.2	1.0						
Avg. Stride Freq. [Hz]	2.3	2.6	2.5	2.4	2.5	2.5	2.5						
Avg. Stride Length [m]	5.0	7.1	6.9	6.7	6.7	6.6	6.4						





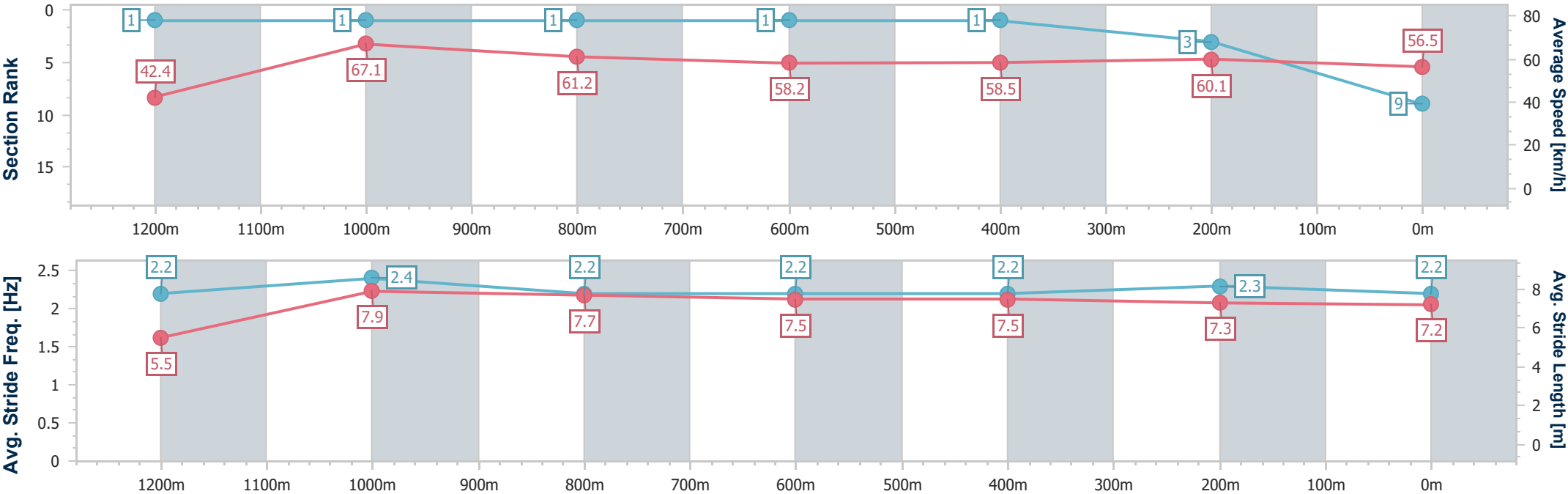
Horse/Jockey Name	Mystery Power
Final Rank	9
Fastest Section Time (Section)	0:08.52 (Overall)
Top Speed [km/h] (Section)	70.4 (1200m)
Race State	Finished



ToowoombaProfessional
Race 2: GTH GROUP + Class 2 Handicap - 1300m
18 October 2025 - 17:40
Track Rating: Good 4, Weather: Fine, Rail Position: +3m Entire



Section	Overall	1200m	1000m	800m	600m	400m	200m						
Section Times	1:20.36 [9] (0:08.52)	1:11.84 [1] (0:10.72)	1:01.12 [1] (0:11.72)	0:49.40 [1] (0:12.34)	0:37.06 [1] (0:12.33)	0:24.73 [1] (0:12.02)	0:12.71 [3] (0:12.71)						
Average Speed [km/h]	42.4	67.1	61.2	58.2	58.5	60.1	56.5						
Top Speed [km/h]	63.0	70.4	65.2	59.4	59.4	60.7	59.2						
Avg. Dist. to Rail [m]	6.7	4.1	1.2	0.5	0.3	0.4	0.7						
Avg. Stride Freq. [Hz]	2.2	2.4	2.2	2.2	2.2	2.3	2.2						
Avg. Stride Length [m]	5.5	7.9	7.7	7.5	7.5	7.3	7.2						





Horse/Jockey Name	All Black
Final Rank	10
Fastest Section Time (Section)	0:09.47 (Overall)
Top Speed [km/h] (Section)	65.6 (1200m)
Race State	Finished



ToowoombaProfessional

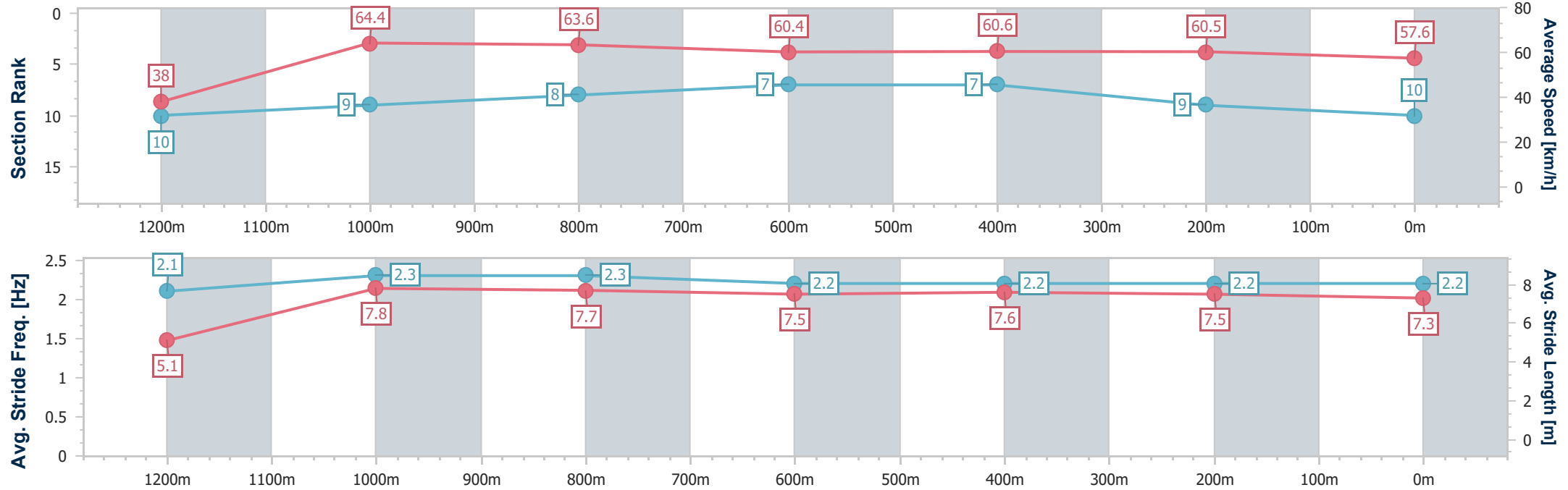
Race 2: GTH GROUP + Class 2 Handicap - 1300m

18 October 2025 - 17:40



Track Rating: Good 4, Weather: Fine, Rail Position: +3m Entire

Section	Overall	1200m	1000m	800m	600m	400m	200m						
Section Times	1:20.66 [10] (0:09.47)	1:11.19 [10] (0:11.23)	0:59.96 [9] (0:11.35)	0:48.61 [8] (0:12.06)	0:36.55 [7] (0:12.04)	0:24.51 [7] (0:12.00)	0:12.51 [9] (0:12.51)						
Average Speed [km/h]	38.0	64.4	63.6	60.4	60.6	60.5	57.6						
Top Speed [km/h]	60.8	65.6	65.1	63.4	61.7	61.2	59.2						
Avg. Dist. to Rail [m]	7.7	2.4	2.1	3.0	2.5	2.4	3.6						
Avg. Stride Freq. [Hz]	2.1	2.3	2.3	2.2	2.2	2.2	2.2						
Avg. Stride Length [m]	5.1	7.8	7.7	7.5	7.6	7.5	7.3						





Toowoomba Professional

Race 3: DOW EARTHMOVING Maiden Handicap - 1300m

18 October 2025 - 18:15



Track Rating: Good 4, Weather: Fine, Rail Position: +3m Entire

Section		Overall				1200m	1000m	800m	600m	400m	Last 600m	
Field Times		1:18.52				1:09.98	0:58.73	0:47.08	0:35.08	0:23.03	0:35.08	
		(0:08.54)				(0:11.25)	(0:11.65)	(0:12.00)	(0:12.05)	(0:11.29)		
Rank	TAB	Horse/Jockey	Barrier	Top Speed [km/h]	Fastest Section							Distance Travelled [m]
1	7	TORONESS	2	65.1	0:08.54	1:18.52 [1]	1:09.98 [1]	0:58.73 [1]	0:47.08 [1]	0:35.05 [2]	0:23.03 [1]	0:35.05
		Robbie Downey		1200m	Overall	(0:08.54)	(0:11.25)	(0:11.65)	(0:12.03)	(0:12.02)	(0:11.29)	
2	9	RARE MOON	1	64.9	0:08.76	1:18.71 [2]	1:09.95 [2]	0:58.67 [3]	0:46.91 [3]	0:34.97 [3]	0:23.02 [3]	0:34.97 +0
		Corey Bayliss		1200m	Overall	(0:08.76)	(0:11.28)	(0:11.76)	(0:11.94)	(0:11.95)	(0:11.35)	
3	10	STRIKE ME PINK	7	66.9	0:09.05	1:19.36 [3]	1:10.31 [7]	0:59.21 [5]	0:47.49 [5]	0:35.54 [5]	0:23.43 [4]	0:35.54 +2
		Kyle Wilson-Taylor		1200m	Overall	(0:09.05)	(0:11.10)	(0:11.72)	(0:11.95)	(0:12.11)	(0:11.59)	
4	8	HABERFIELD	3	65.8	0:08.78	1:19.82 [4]	1:11.04 [3]	0:59.93 [2]	0:48.24 [2]	0:36.38 [1]	0:24.19 [2]	0:36.38 +1
		Georgina Cartwright		1200m	Overall	(0:08.78)	(0:11.11)	(0:11.69)	(0:11.86)	(0:12.19)	(0:11.94)	
5	6	DUKE OF BANTRY	6	66.3	0:08.81	1:19.95 [5]	1:11.14 [4]	0:59.90 [4]	0:48.08 [4]	0:36.16 [4]	0:23.97 [5]	0:36.16 +1
		Kelsey Lenton		1200m	Overall	(0:08.81)	(0:11.24)	(0:11.82)	(0:11.92)	(0:12.19)	(0:11.91)	
6	4	STOCKS 'N' BONDS	4	64.5	0:09.02	1:20.22 [6]	1:11.20 [6]	0:59.82 [8]	0:48.02 [8]	0:36.14 [7]	0:24.07 [6]	0:36.14 -3
		Olivia Webb		1200m	Overall	(0:09.02)	(0:11.38)	(0:11.80)	(0:11.88)	(0:12.07)	(0:11.94)	
7	2	CHOSEN STITCH	8	66.1	0:09.07	1:21.13 [7]	1:12.06 [8]	1:00.79 [7]	0:49.03 [7]	0:37.08 [6]	0:24.83 [8]	0:37.08 +3
		Les Tilley		1200m	Overall	(0:09.07)	(0:11.27)	(0:11.76)	(0:11.95)	(0:12.25)	(0:12.24)	
8	5	MELANCOLIE	5	65.2	0:09.33	1:21.29 [8]	1:11.96 [9]	1:00.62 [9]	0:48.92 [9]	0:37.10 [9]	0:24.78 [9]	0:37.10 +5
		Stacey Callow		1200m	Overall	(0:09.33)	(0:11.34)	(0:11.70)	(0:11.82)	(0:12.32)	(0:12.49)	
9	3	OK ONE MORE	10	64.5	0:08.87	1:22.09 [9]	1:13.22 [5]	1:01.80 [6]	0:50.05 [6]	0:38.00 [8]	0:25.81 [7]	0:38.00 +7
		Kenji Yoshida		1200m	Overall	(0:08.87)	(0:11.42)	(0:11.75)	(0:12.05)	(0:12.19)	(0:12.51)	

Scratched: Sir Snackalot (#1), Elemiss (#15), Proud Miss (#11), Mrs Kajudo (#12), Enidzel (#13), Sakura Magic (#14)



Toowoomba Professional
Race 3: DOW EARTHMOVING Maiden Handicap - 1300m
18 October 2025 - 18:15



Track Rating: Good 4, Weather: Fine, Rail Position: +3m Entire

Section Field Times				200m 0:11.74 (0:11.74)		Last 600m 0:35.08			
Rank	TAB	Horse/Jockey	Barrier	Top Speed [km/h]	Fastest Section	Margin			Distance Travelled [m]
1	7	TORONESS	2	65.1	0:08.54	0:11.74 [1]	1:18.52		0:35.05
		Robbie Downey		1200m	Overall	(0:11.74)			
2	9	RARE MOON	1	64.9	0:08.76	0:11.67 [2]	1.12L		0:34.97 +0
		Corey Bayliss		1200m	Overall	(0:11.67)			
3	10	STRIKE ME PINK	7	66.9	0:09.05	0:11.84 [3]	4.96L		0:35.54 +2
		Kyle Wilson-Taylor		1200m	Overall	(0:11.84)			
4	8	HABERFIELD	3	65.8	0:08.78	0:12.25 [4]	7.64L		0:36.38 +1
		Georgina Cartwright		1200m	Overall	(0:12.25)			
5	6	DUKE OF BANTRY	6	66.3	0:08.81	0:12.06 [5]	8.4L		0:36.16 +1
		Kelsey Lenton		1200m	Overall	(0:12.06)			
6	4	STOCKS 'N' BONDS	4	64.5	0:09.02	0:12.13 [6]	10L		0:36.14 -3
		Olivia Webb		1200m	Overall	(0:12.13)			
7	2	CHOSEN STITCH	8	66.1	0:09.07	0:12.59 [7]	15.39L		0:37.08 +3
		Les Tilley		1200m	Overall	(0:12.59)			
8	5	MELANCOLIE	5	65.2	0:09.33	0:12.29 [9]	16.29L		0:37.10 +5
		Stacey Callow		1200m	Overall	(0:12.29)			
9	3	OK ONE MORE	10	64.5	0:08.87	0:13.30 [8]	21.03L		0:38.00 +7
		Kenji Yoshida		1200m	Overall	(0:13.30)			

Scratched: Sir Snackalot (#1), Elemiss (#15), Proud Miss (#11), Mrs Kajudo (#12), Enidzel (#13), Sakura Magic (#14)



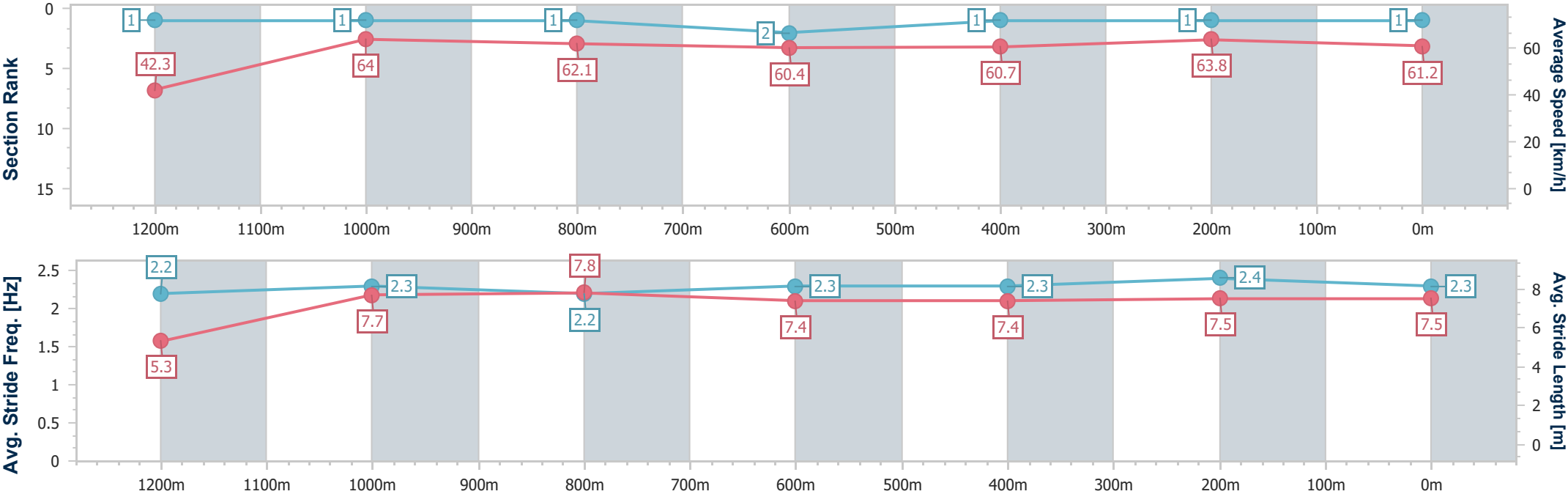
Horse/Jockey Name	Toroness
Final Rank	1
Fastest Section Time (Section)	0:08.54 (Overall)
Top Speed [km/h] (Section)	65.1 (1200m)
Race State	Finished



ToowoombaProfessional
Race 3: DOW EARTHMOVING Maiden Handicap - 1300m
18 October 2025 - 18:15
Track Rating: Good 4, Weather: Fine, Rail Position: +3m Entire



Section	Overall	1200m	1000m	800m	600m	400m	200m						
Section Times	1:18.52 [1] (0:08.54)	1:09.98 [1] (0:11.25)	0:58.73 [1] (0:11.65)	0:47.08 [1] (0:12.03)	0:35.05 [2] (0:12.02)	0:23.03 [1] (0:11.29)	0:11.74 [1] (0:11.74)						
Average Speed [km/h]	42.3	64.0	62.1	60.4	60.7	63.8	61.2						
Top Speed [km/h]	63.2	65.1	62.9	61.7	61.8	64.6	63.5						
Avg. Dist. to Rail [m]	3.8	0.6	0.9	3.4	2.1	0.7	0.7						
Avg. Stride Freq. [Hz]	2.2	2.3	2.2	2.3	2.3	2.4	2.3						
Avg. Stride Length [m]	5.3	7.7	7.8	7.4	7.4	7.5	7.5						





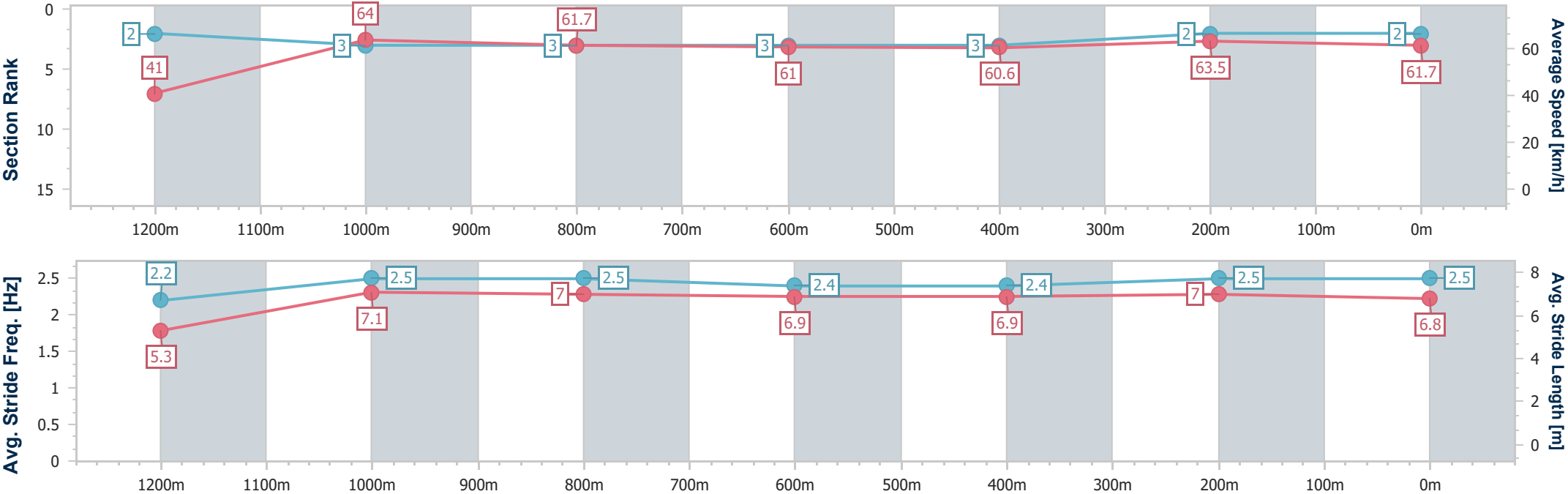
Horse/Jockey Name	Rare Moon
Final Rank	2
Fastest Section Time (Section)	0:08.76 (Overall)
Top Speed [km/h] (Section)	64.9 (1200m)
Race State	Finished



ToowoombaProfessional
Race 3: DOW EARTHMOVING Maiden Handicap - 1300m
18 October 2025 - 18:15
Track Rating: Good 4, Weather: Fine, Rail Position: +3m Entire



Section	Overall	1200m	1000m	800m	600m	400m	200m						
Section Times	1:18.71 [2] (0:08.76)	1:09.95 [2] (0:11.28)	0:58.67 [3] (0:11.76)	0:46.91 [3] (0:11.94)	0:34.97 [3] (0:11.95)	0:23.02 [3] (0:11.35)	0:11.67 [2] (0:11.67)						
Average Speed [km/h]	41.0	64.0	61.7	61.0	60.6	63.5	61.7						
Top Speed [km/h]	61.5	64.9	63.4	61.9	62.3	64.3	64.0						
Avg. Dist. to Rail [m]	2.0	0.5	1.9	2.6	1.2	0.6	2.0						
Avg. Stride Freq. [Hz]	2.2	2.5	2.5	2.4	2.4	2.5	2.5						
Avg. Stride Length [m]	5.3	7.1	7.0	6.9	6.9	7.0	6.8						





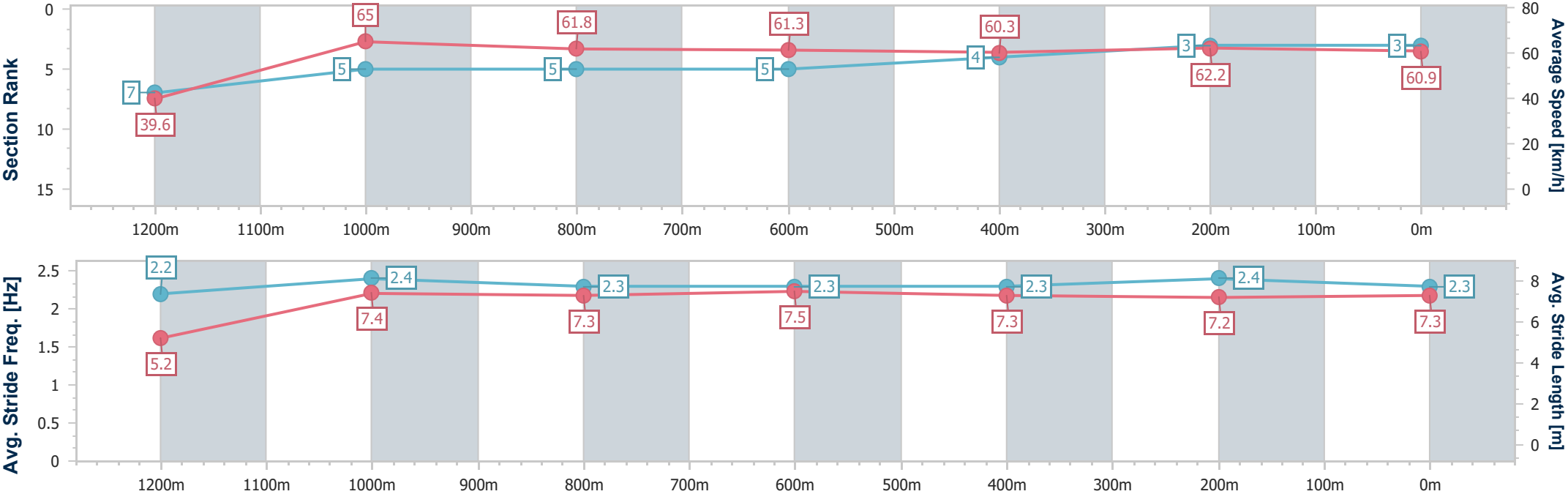
Horse/Jockey Name	Strike Me Pink
Final Rank	3
Fastest Section Time (Section)	0:09.05 (Overall)
Top Speed [km/h] (Section)	66.9 (1200m)
Race State	Finished



ToowoombaProfessional
Race 3: DOW EARTHMOVING Maiden Handicap - 1300m
18 October 2025 - 18:15
Track Rating: Good 4, Weather: Fine, Rail Position: +3m Entire



Section	Overall	1200m	1000m	800m	600m	400m	200m						
Section Times	1:19.36 [3] (0:09.05)	1:10.31 [7] (0:11.10)	0:59.21 [5] (0:11.72)	0:47.49 [5] (0:11.95)	0:35.54 [5] (0:12.11)	0:23.43 [4] (0:11.59)	0:11.84 [3] (0:11.84)						
Average Speed [km/h]	39.6	65.0	61.8	61.3	60.3	62.2	60.9						
Top Speed [km/h]	62.1	66.9	64.0	61.8	61.9	63.2	63.0						
Avg. Dist. to Rail [m]	7.0	1.9	1.8	3.5	3.1	0.8	0.8						
Avg. Stride Freq. [Hz]	2.2	2.4	2.3	2.3	2.3	2.4	2.3						
Avg. Stride Length [m]	5.2	7.4	7.3	7.5	7.3	7.2	7.3						



- [] Ranking at each section and finish
- .-.- No data available at this section
- NA No data available



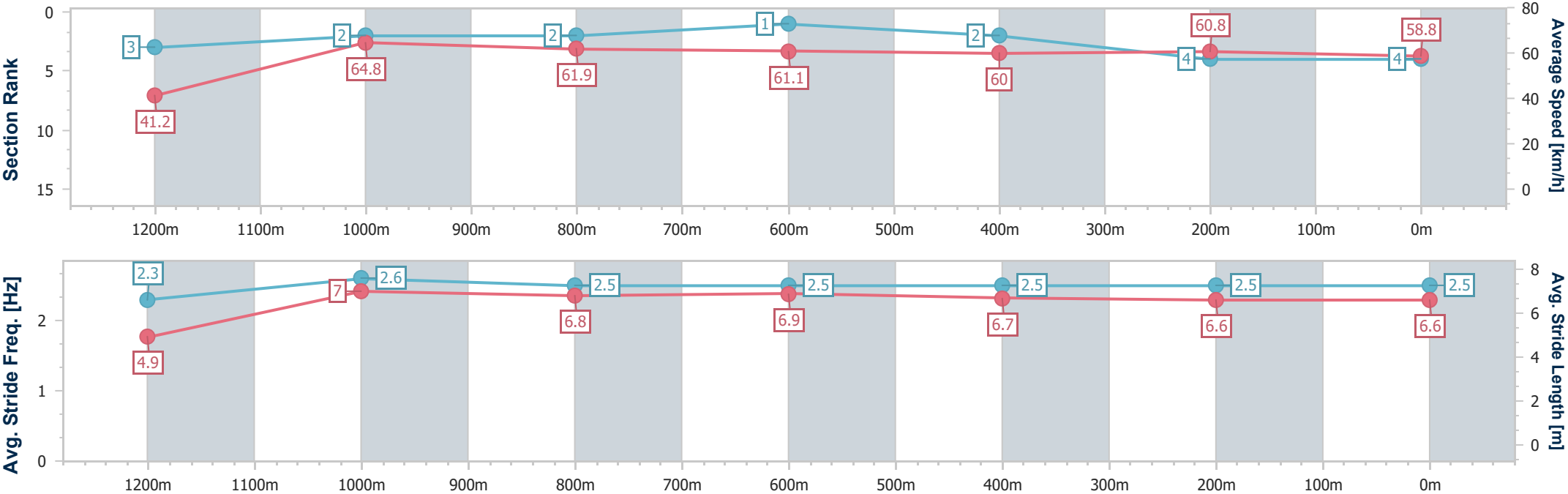
Horse/Jockey Name	Haberfield
Final Rank	4
Fastest Section Time (Section)	0:08.78 (Overall)
Top Speed [km/h] (Section)	65.8 (1200m)
Race State	Finished



ToowoombaProfessional
Race 3: DOW EARTHMOVING Maiden Handicap - 1300m
18 October 2025 - 18:15
Track Rating: Good 4, Weather: Fine, Rail Position: +3m Entire



Section	Overall	1200m	1000m	800m	600m	400m	200m						
Section Times	1:19.82 [4] (0:08.78)	1:11.04 [3] (0:11.11)	0:59.93 [2] (0:11.69)	0:48.24 [2] (0:11.86)	0:36.38 [1] (0:12.19)	0:24.19 [2] (0:11.94)	0:12.25 [4] (0:12.25)						
Average Speed [km/h]	41.2	64.8	61.9	61.1	60.0	60.8	58.8						
Top Speed [km/h]	63.8	65.8	63.3	62.2	61.0	61.2	60.5						
Avg. Dist. to Rail [m]	3.9	0.5	0.9	2.2	2.6	2.1	0.8						
Avg. Stride Freq. [Hz]	2.3	2.6	2.5	2.5	2.5	2.5	2.5						
Avg. Stride Length [m]	4.9	7.0	6.8	6.9	6.7	6.6	6.6						





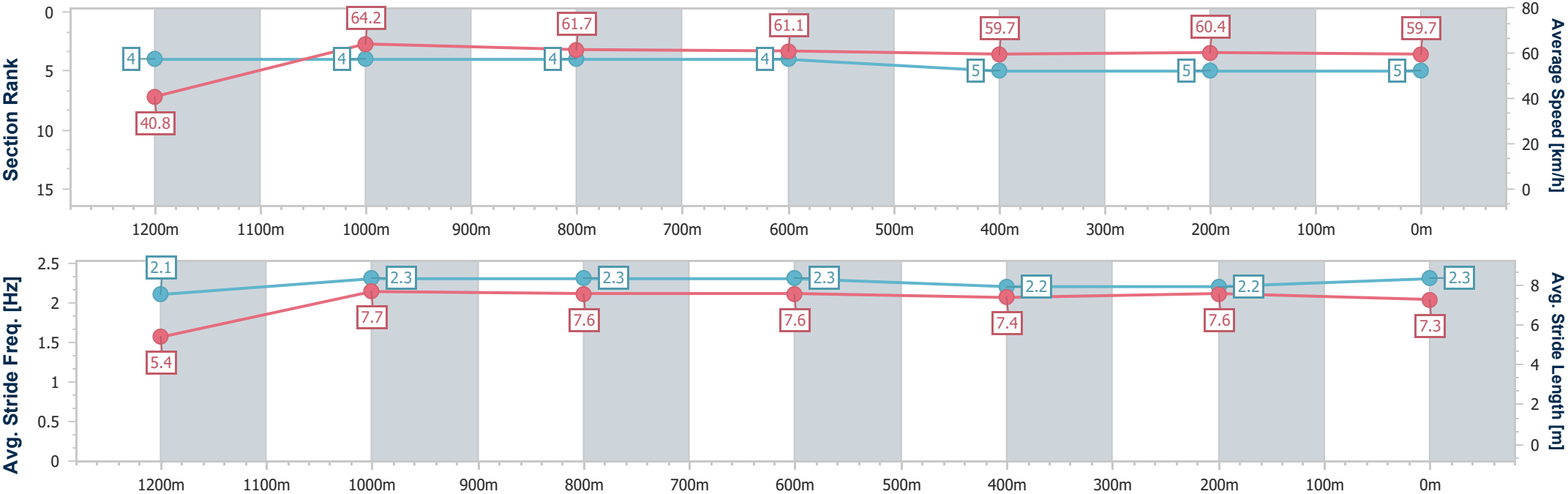
Horse/Jockey Name	Duke Of Bantry
Final Rank	5
Fastest Section Time (Section)	0:08.81 (Overall)
Top Speed [km/h] (Section)	66.3 (1200m)
Race State	Finished



ToowoombaProfessional
Race 3: DOW EARTHMOVING Maiden Handicap - 1300m
18 October 2025 - 18:15
Track Rating: Good 4, Weather: Fine, Rail Position: +3m Entire



Section	Overall	1200m	1000m	800m	600m	400m	200m						
Section Times	1:19.95 [5] (0:08.81)	1:11.14 [4] (0:11.24)	0:59.90 [4] (0:11.82)	0:48.08 [4] (0:11.92)	0:36.16 [4] (0:12.19)	0:23.97 [5] (0:11.91)	0:12.06 [5] (0:12.06)						
Average Speed [km/h]	40.8	64.2	61.7	61.1	59.7	60.4	59.7						
Top Speed [km/h]	64.6	66.3	63.1	62.2	60.8	61.7	60.1						
Avg. Dist. to Rail [m]	6.6	3.6	3.9	2.8	2.0	0.5	1.5						
Avg. Stride Freq. [Hz]	2.1	2.3	2.3	2.3	2.2	2.2	2.3						
Avg. Stride Length [m]	5.4	7.7	7.6	7.6	7.4	7.6	7.3						





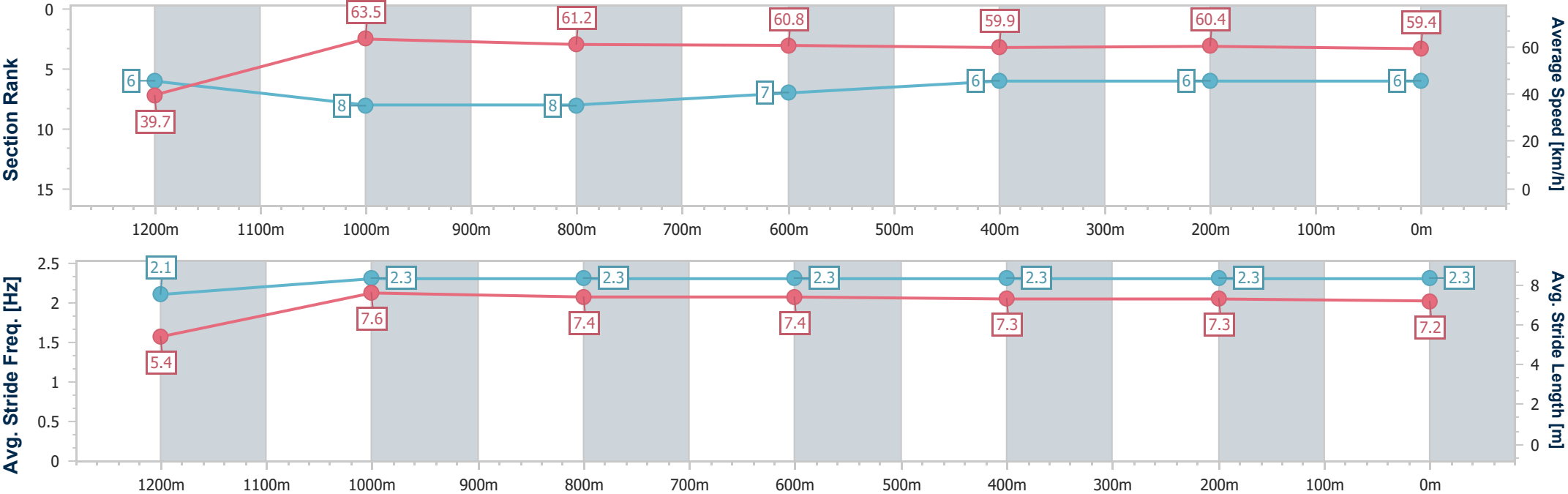
Horse/Jockey Name	Stocks 'N' Bonds
Final Rank	6
Fastest Section Time (Section)	0:09.02 (Overall)
Top Speed [km/h] (Section)	64.5 (1200m)
Race State	Finished



ToowoombaProfessional
Race 3: DOW EARTHMOVING Maiden Handicap - 1300m
18 October 2025 - 18:15
Track Rating: Good 4, Weather: Fine, Rail Position: +3m Entire



Section	Overall	1200m	1000m	800m	600m	400m	200m						
Section Times	1:20.22 [6] (0:09.02)	1:11.20 [6] (0:11.38)	0:59.82 [8] (0:11.80)	0:48.02 [8] (0:11.88)	0:36.14 [7] (0:12.07)	0:24.07 [6] (0:11.94)	0:12.13 [6] (0:12.13)						
Average Speed [km/h]	39.7	63.5	61.2	60.8	59.9	60.4	59.4						
Top Speed [km/h]	62.9	64.5	64.1	62.8	61.5	60.8	60.1						
Avg. Dist. to Rail [m]	4.8	1.3	0.7	1.0	1.0	0.4	1.1						
Avg. Stride Freq. [Hz]	2.1	2.3	2.3	2.3	2.3	2.3	2.3						
Avg. Stride Length [m]	5.4	7.6	7.4	7.4	7.3	7.3	7.2						





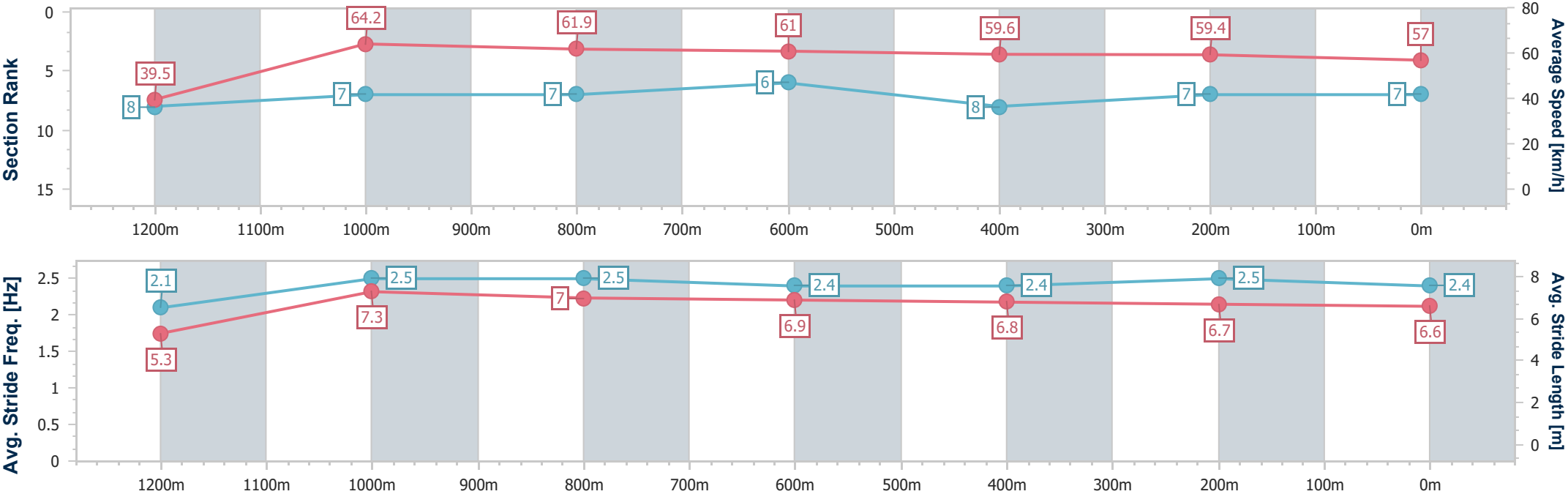
Horse/Jockey Name	Chosen Stitch
Final Rank	7
Fastest Section Time (Section)	0:09.07 (Overall)
Top Speed [km/h] (Section)	66.1 (1200m)
Race State	Finished



ToowoombaProfessional
Race 3: DOW EARTHMOVING Maiden Handicap - 1300m
18 October 2025 - 18:15
Track Rating: Good 4, Weather: Fine, Rail Position: +3m Entire



Section	Overall	1200m	1000m	800m	600m	400m	200m						
Section Times	1:21.13 [7] (0:09.07)	1:12.06 [8] (0:11.27)	1:00.79 [7] (0:11.76)	0:49.03 [7] (0:11.95)	0:37.08 [6] (0:12.25)	0:24.83 [8] (0:12.24)	0:12.59 [7] (0:12.59)						
Average Speed [km/h]	39.5	64.2	61.9	61.0	59.6	59.4	57.0						
Top Speed [km/h]	62.6	66.1	63.9	62.1	61.1	60.4	59.9						
Avg. Dist. to Rail [m]	7.3	2.2	2.7	3.3	2.9	2.4	2.2						
Avg. Stride Freq. [Hz]	2.1	2.5	2.5	2.4	2.4	2.5	2.4						
Avg. Stride Length [m]	5.3	7.3	7.0	6.9	6.8	6.7	6.6						





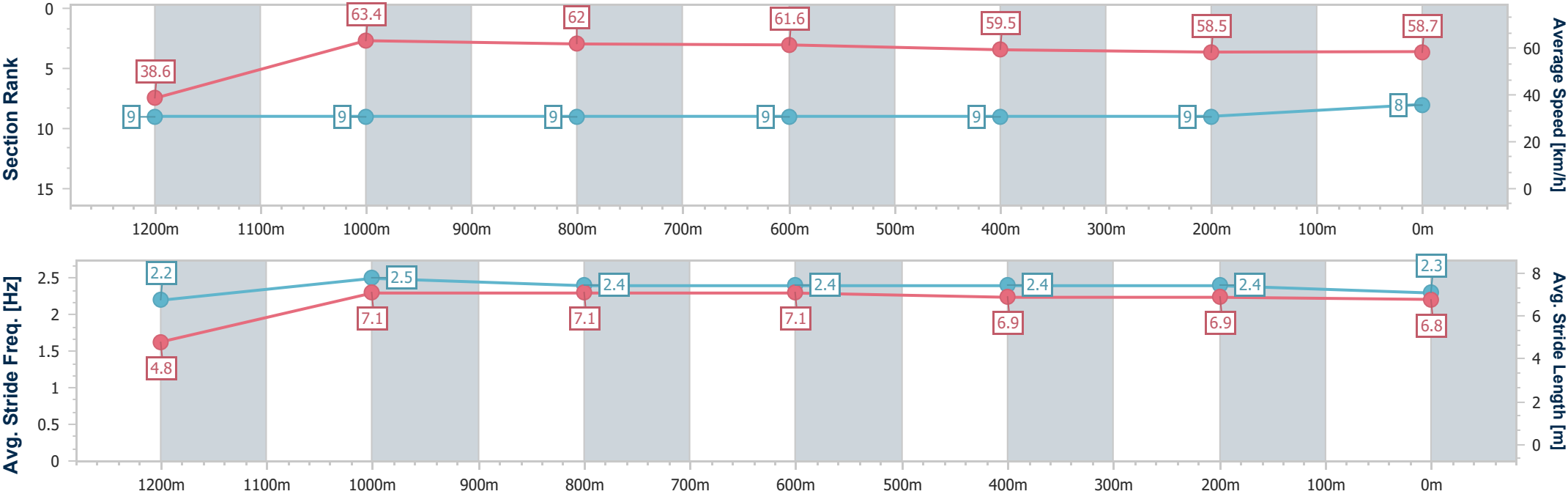
Horse/Jockey Name	Melancolie
Final Rank	8
Fastest Section Time (Section)	0:09.33 (Overall)
Top Speed [km/h] (Section)	65.2 (1200m)
Race State	Finished



ToowoombaProfessional
Race 3: DOW EARTHMOVING Maiden Handicap - 1300m
18 October 2025 - 18:15
Track Rating: Good 4, Weather: Fine, Rail Position: +3m Entire



Section	Overall	1200m	1000m	800m	600m	400m	200m						
Section Times	1:21.29 [8] (0:09.33)	1:11.96 [9] (0:11.34)	1:00.62 [9] (0:11.70)	0:48.92 [9] (0:11.82)	0:37.10 [9] (0:12.32)	0:24.78 [9] (0:12.49)	0:12.29 [9] (0:12.29)						
Average Speed [km/h]	38.6	63.4	62.0	61.6	59.5	58.5	58.7						
Top Speed [km/h]	60.7	65.2	63.1	62.4	61.9	59.7	59.6						
Avg. Dist. to Rail [m]	6.6	3.8	2.6	3.0	3.9	3.8	4.4						
Avg. Stride Freq. [Hz]	2.2	2.5	2.4	2.4	2.4	2.4	2.3						
Avg. Stride Length [m]	4.8	7.1	7.1	7.1	6.9	6.9	6.8						





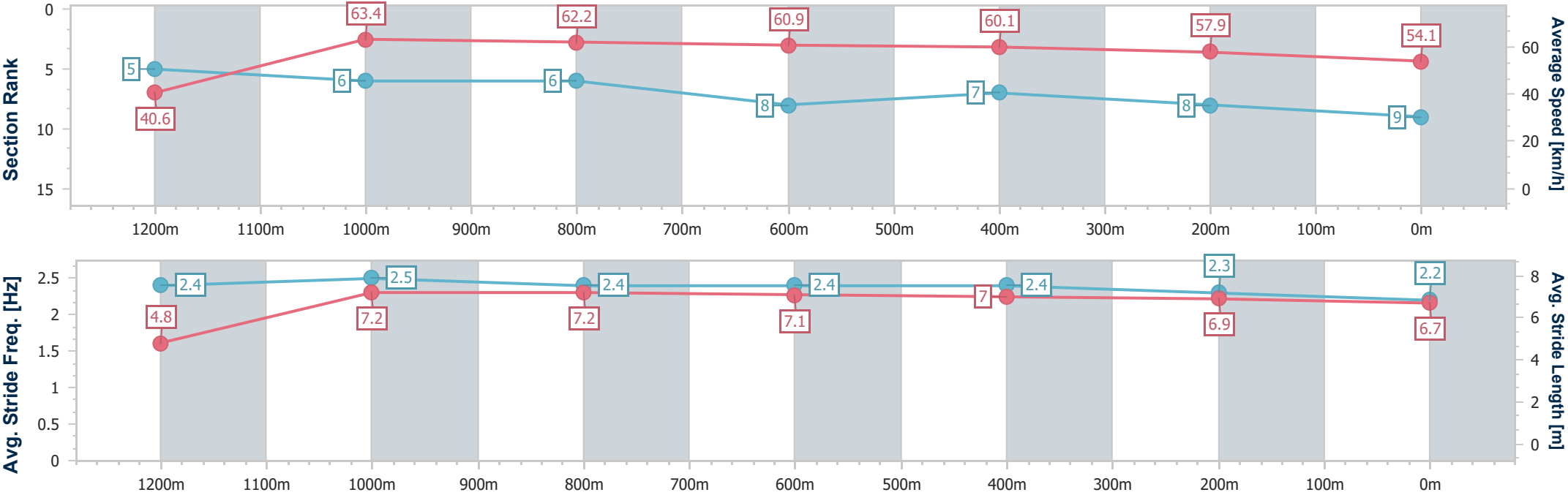
Horse/Jockey Name	Ok One More
Final Rank	9
Fastest Section Time (Section)	0:08.87 (Overall)
Top Speed [km/h] (Section)	64.5 (1200m)
Race State	Finished



ToowoombaProfessional
Race 3: DOW EARTHMOVING Maiden Handicap - 1300m
18 October 2025 - 18:15
Track Rating: Good 4, Weather: Fine, Rail Position: +3m Entire



Section	Overall	1200m	1000m	800m	600m	400m	200m						
Section Times	1:22.09 [9] (0:08.87)	1:13.22 [5] (0:11.42)	1:01.80 [6] (0:11.75)	0:50.05 [6] (0:12.05)	0:38.00 [8] (0:12.19)	0:25.81 [7] (0:12.51)	0:13.30 [8]						
Average Speed [km/h]	40.6	63.4	62.2	60.9	60.1	57.9	54.1						
Top Speed [km/h]	62.8	64.5	63.4	62.2	61.6	59.5	56.9						
Avg. Dist. to Rail [m]	8.4	3.9	3.8	5.3	3.5	2.0	1.4						
Avg. Stride Freq. [Hz]	2.4	2.5	2.4	2.4	2.4	2.3	2.2						
Avg. Stride Length [m]	4.8	7.2	7.2	7.1	7.0	6.9	6.7						





Toowoomba Professional
Race 4: SPENCER FINANCIAL GROUP BENCHMARK 58 Handicap -
1890m

18 October 2025 - 18:45



Track Rating: Good 4, Weather: Fine, Rail Position: +3m Entire

Section						Overall	1600m	1400m	1200m	1000m	800m	600m	Last 600m	
Field Times						2:02.72 (0:23.43)	1:39.29 (0:12.23)	1:27.06 (0:12.20)	1:14.86 (0:12.34)	1:02.52 (0:12.99)	0:49.53 (0:13.12)	0:36.41 (0:12.40)	0:36.41	
Rank	TAB	Horse/Jockey	Barrier	Top Speed [km/h]	Fastest Section									Distance Travelled [m]
1	6	GREY NORTHERN	4	61.9	0:11.90	2:02.72 [1]	1:38.30 [5]	1:26.40 [4]	1:14.02 [4]	1:01.19 [4]	0:48.49 [3]	0:36.15 [2]	0:36.15	
		Corey Bayliss		1600m	1600m	(0:24.42)	(0:11.90)	(0:12.38)	(0:12.83)	(0:12.70)	(0:12.34)	(0:12.14)		
2	4	BAVARIAN LADY	7	62.8	0:11.66	2:03.01 [2]	1:38.41 [6]	1:26.14 [6]	1:13.91 [6]	1:01.13 [6]	0:48.45 [6]	0:35.99 [5]	0:35.99 +4	
		Robbie Downey		200m	200m	(0:24.60)	(0:12.27)	(0:12.23)	(0:12.78)	(0:12.68)	(0:12.46)	(0:12.27)		
3	7	SUPER FAIR	6	63.7	0:11.70	2:03.12 [3]	1:38.37 [7]	1:26.09 [7]	1:13.81 [7]	1:00.80 [7]	0:48.07 [7]	0:35.71 [7]	0:35.71 -6	
		Olivia Webb		400m	400m	(0:24.75)	(0:12.28)	(0:12.28)	(0:13.01)	(0:12.73)	(0:12.36)	(0:12.29)		
4	8	ORCA	2	63.2	0:11.82	2:03.14 [4]	1:39.17 [3]	1:27.35 [2]	1:15.28 [1]	1:02.94 [1]	0:49.95 [1]	0:36.83 [1]	0:36.83 +0	
		Jade Metcalfe		1600m	1600m	(0:23.97)	(0:11.82)	(0:12.07)	(0:12.34)	(0:12.99)	(0:13.12)	(0:12.44)		
5	2	KNEZE	1	61.9	0:11.96	2:03.17 [5]	1:39.33 [2]	1:26.99 [3]	1:14.52 [3]	1:01.65 [3]	0:48.90 [4]	0:36.45 [4]	0:36.45 -5	
		Les Tilley		400m	400m	(0:23.84)	(0:12.34)	(0:12.47)	(0:12.87)	(0:12.75)	(0:12.45)	(0:12.48)		
6	1	BOWRIDER	5	62.8	0:12.14	2:03.32 [6]	1:39.89 [1]	1:27.66 [1]	1:15.13 [2]	1:02.25 [2]	0:49.51 [2]	0:36.66 [3]	0:36.66 -6	
		Ashvin Goindasamy		Overall	200m	(0:23.43)	(0:12.23)	(0:12.53)	(0:12.88)	(0:12.74)	(0:12.85)	(0:12.34)		
7	3	SHEDRIVESABENTLEY	3	62.3	0:11.80	2:03.35 [7]	1:39.05 [4]	1:26.81 [5]	1:14.36 [5]	1:01.50 [5]	0:48.83 [5]	0:36.32 [6]	0:36.32 -3	
		Georgina Cartwright		400m	400m	(0:24.30)	(0:12.24)	(0:12.45)	(0:12.86)	(0:12.67)	(0:12.51)	(0:12.52)		

Scratched: Flash Prince (#5)



Toowoomba Professional

Race 4: SPENCER FINANCIAL GROUP BENCHMARK 58 Handicap - 1890m

18 October 2025 - 18:45



Track Rating: Good 4, Weather: Fine, Rail Position: +3m Entire

Section				400m		200m		Last 600m		
Field Times				0:24.01 (0:12.05)		0:11.96 (0:11.96)		0:36.41		
Rank	TAB	Horse/Jockey	Barrier	Top Speed [km/h]	Fastest Section	Margin			Distance Travelled [m]	
1	6	GREY NORTHERN	4	61.9	0:11.90	0:24.01 [1]	0:11.96 [1]	2:02.72	0:36.15	
		Corey Bayliss		1600m	1600m	(0:12.05)	(0:11.96)			
2	4	BAVARIAN LADY	7	62.8	0:11.66	0:23.72 [5]	0:11.66 [5]	1.71L	0:35.99	+4
		Robbie Downey		200m	200m	(0:12.06)	(0:11.66)			
3	7	SUPER FAIR	6	63.7	0:11.70	0:23.42 [7]	0:11.72 [7]	2.33L	0:35.71	-6
		Olivia Webb		400m	400m	(0:11.70)	(0:11.72)			
4	8	ORCA	2	63.2	0:11.82	0:24.39 [2]	0:12.25 [2]	2.5L	0:36.83	+0
		Jade Metcalfe		1600m	1600m	(0:12.14)	(0:12.25)			
5	2	KNEZE	1	61.9	0:11.96	0:23.97 [4]	0:12.01 [3]	2.68L	0:36.45	-5
		Les Tilley		400m	400m	(0:11.96)	(0:12.01)			
6	1	BOWRIDER	5	62.8	0:12.14	0:24.32 [3]	0:12.14 [4]	3.55L	0:36.66	-6
		Ashvin Goindasamy		Overall	200m	(0:12.18)	(0:12.14)			
7	3	SHEDRIVESABENTLEY	3	62.3	0:11.80	0:23.80 [6]	0:12.00 [6]	3.68L	0:36.32	-3
		Georgina Cartwright		400m	400m	(0:11.80)	(0:12.00)			

Scratched: Flash Prince (#5)



Horse/Jockey Name	Grey Northern
Final Rank	1
Fastest Section Time (Section)	0:11.90 (1600m)
Top Speed [km/h] (Section)	61.9 (1600m)
Race State	Finished

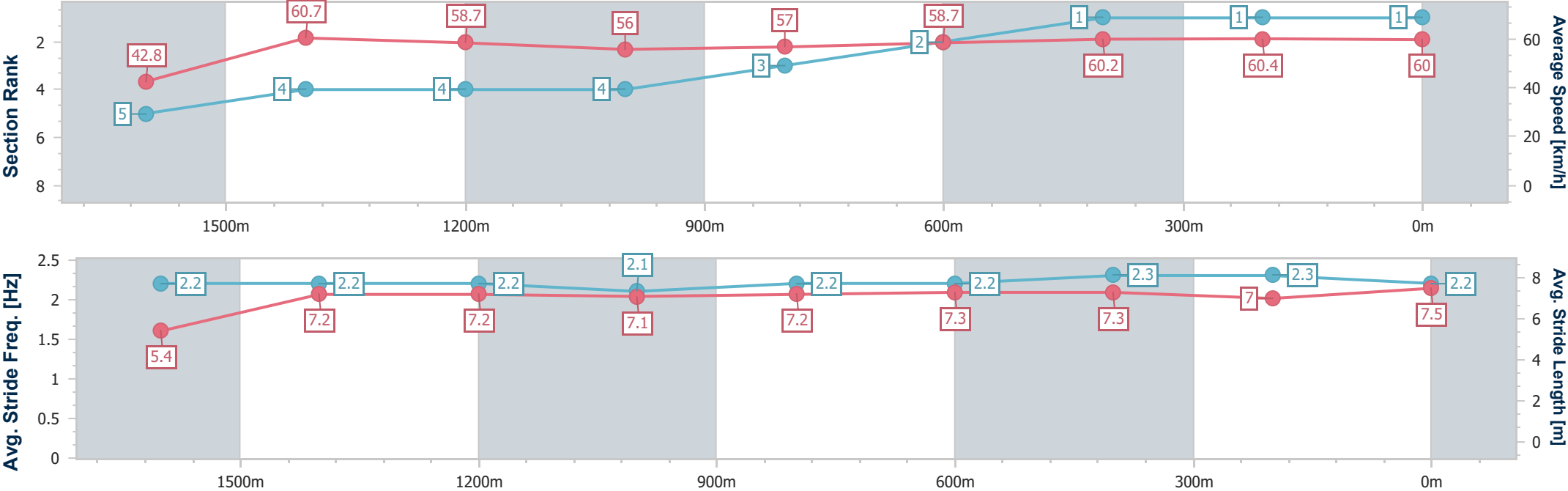


ToowoombaProfessional
Race 4: SPENCER FINANCIAL GROUP BENCHMARK 58
Handicap - 1890m



18 October 2025 - 18:45
Track Rating: Good 4, Weather: Fine, Rail Position: +3m Entire

Section	Overall	1600m	1400m	1200m	1000m	800m	600m	400m	200m				
Section Times	2:02.72 [1] (0:24.42)	1:38.30 [5] (0:11.90)	1:26.40 [4] (0:12.38)	1:14.02 [4] (0:12.83)	1:01.19 [4] (0:12.70)	0:48.49 [3] (0:12.34)	0:36.15 [2] (0:12.14)	0:24.01 [1] (0:12.05)	0:11.96 [1] (0:11.96)				
Average Speed [km/h]	42.8	60.7	58.7	56.0	57.0	58.7	60.2	60.4	60.0				
Top Speed [km/h]	60.3	61.9	60.0	56.7	58.5	60.2	60.5	61.1	60.6				
Avg. Dist. to Rail [m]	4.0	1.2	1.6	2.3	1.4	2.0	2.9	3.0	4.1				
Avg. Stride Freq. [Hz]	2.2	2.2	2.2	2.1	2.2	2.2	2.3	2.3	2.2				
Avg. Stride Length [m]	5.4	7.2	7.2	7.1	7.2	7.3	7.3	7.0	7.5				



[] Ranking at each section and finish
-.-.- No data available at this section
NA No data available



Horse/Jockey Name	Bavarian Lady
Final Rank	2
Fastest Section Time (Section)	0:11.66 (200m)
Top Speed [km/h] (Section)	62.8 (200m)
Race State	Finished

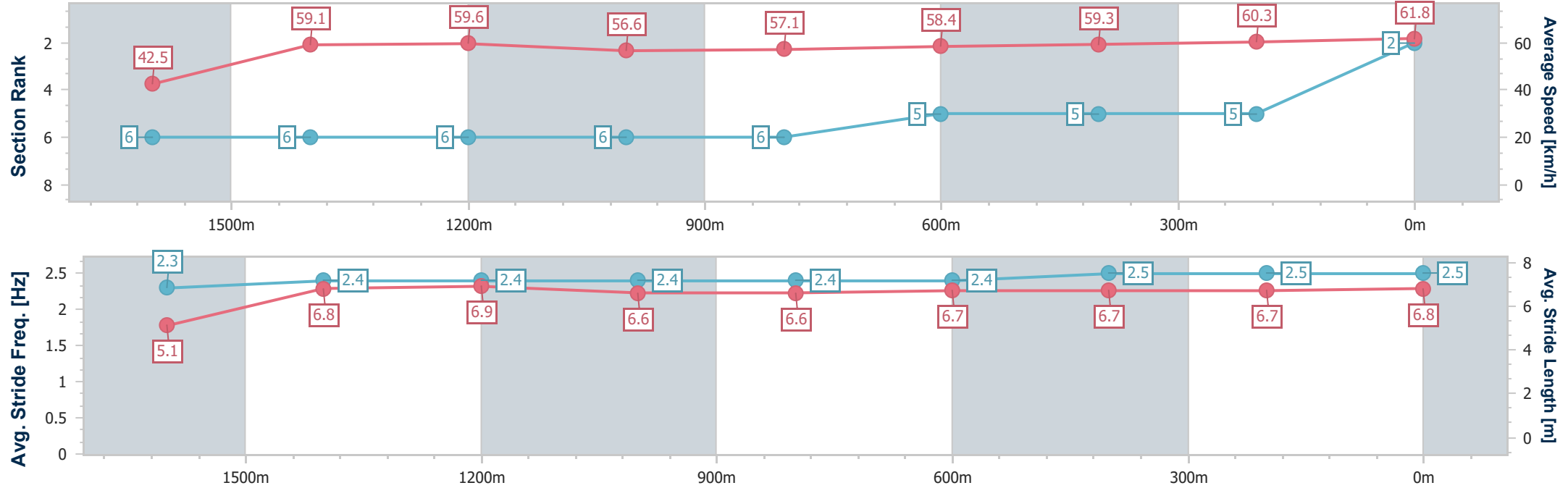


ToowoombaProfessional
Race 4: SPENCER FINANCIAL GROUP BENCHMARK 58
Handicap - 1890m



18 October 2025 - 18:45
Track Rating: Good 4, Weather: Fine, Rail Position: +3m Entire

Section	Overall	1600m	1400m	1200m	1000m	800m	600m	400m	200m				
Section Times	2:03.01 [2] (0:24.60)	1:38.41 [6] (0:12.27)	1:26.14 [6] (0:12.23)	1:13.91 [6] (0:12.78)	1:01.13 [6] (0:12.68)	0:48.45 [6] (0:12.46)	0:35.99 [5] (0:12.27)	0:23.72 [5] (0:12.06)	0:11.66 [5] (0:11.66)				
Average Speed [km/h]	42.5	59.1	59.6	56.6	57.1	58.4	59.3	60.3	61.8				
Top Speed [km/h]	60.1	60.1	61.4	59.3	59.1	59.1	60.6	62.3	62.8				
Avg. Dist. to Rail [m]	4.2	2.3	2.6	2.6	1.9	2.8	2.2	3.5	4.2				
Avg. Stride Freq. [Hz]	2.3	2.4	2.4	2.4	2.4	2.4	2.5	2.5	2.5				
Avg. Stride Length [m]	5.1	6.8	6.9	6.6	6.6	6.7	6.7	6.7	6.8				





Horse/Jockey Name	Super Fair
Final Rank	3
Fastest Section Time (Section)	0:11.70 (400m)
Top Speed [km/h] (Section)	63.7 (400m)
Race State	Finished

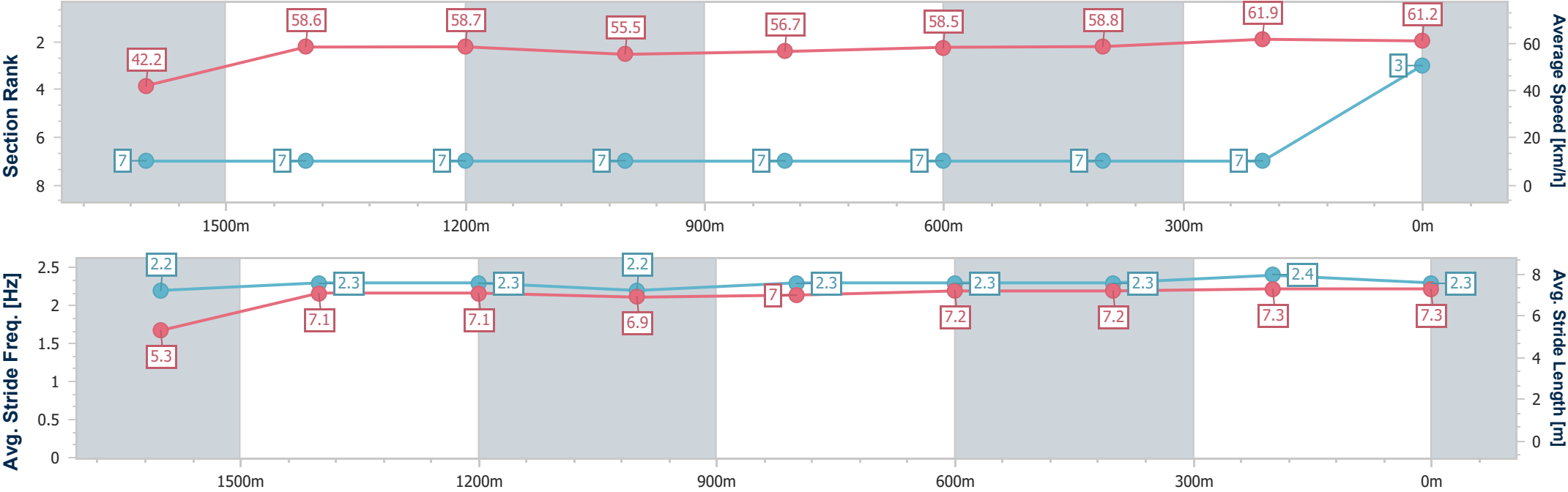


ToowoombaProfessional
Race 4: SPENCER FINANCIAL GROUP BENCHMARK 58
Handicap - 1890m



18 October 2025 - 18:45
Track Rating: Good 4, Weather: Fine, Rail Position: +3m Entire

Section	Overall	1600m	1400m	1200m	1000m	800m	600m	400m	200m				
Section Times	2:03.12 [3] (0:24.75)	1:38.37 [7] (0:12.28)	1:26.09 [7] (0:12.28)	1:13.81 [7] (0:13.01)	1:00.80 [7] (0:12.73)	0:48.07 [7] (0:12.36)	0:35.71 [7] (0:12.29)	0:23.42 [7] (0:11.70)	0:11.72 [7] (0:11.72)				
Average Speed [km/h]	42.2	58.6	58.7	55.5	56.7	58.5	58.8	61.9	61.2				
Top Speed [km/h]	59.9	59.8	60.3	58.0	57.8	60.5	60.7	63.7	62.7				
Avg. Dist. to Rail [m]	4.3	0.3	0.6	1.0	0.9	1.0	1.0	1.9	2.1				
Avg. Stride Freq. [Hz]	2.2	2.3	2.3	2.2	2.3	2.3	2.3	2.4	2.3				
Avg. Stride Length [m]	5.3	7.1	7.1	6.9	7.0	7.2	7.2	7.3	7.3				



[] Ranking at each section and finish
- - - - - No data available at this section
NA No data available



Horse/Jockey Name	Orca
Final Rank	4
Fastest Section Time (Section)	0:11.82 (1600m)
Top Speed [km/h] (Section)	63.2 (1600m)
Race State	Finished



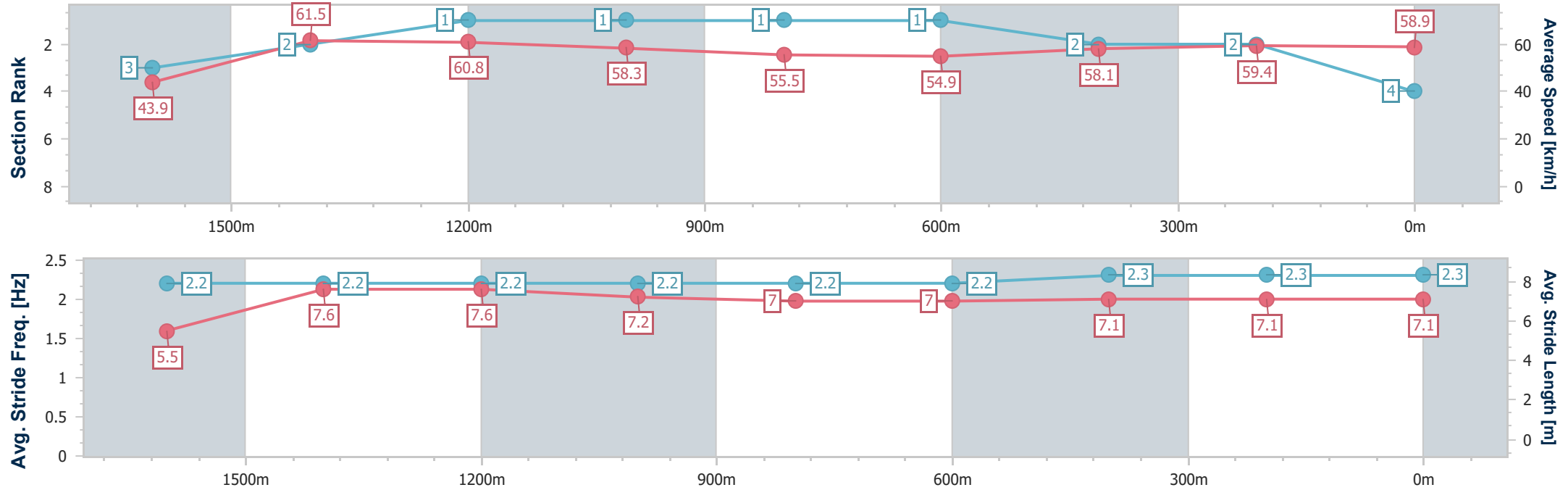
ToowoombaProfessional
Race 4: SPENCER FINANCIAL GROUP BENCHMARK 58
Handicap - 1890m



18 October 2025 - 18:45

Track Rating: Good 4, Weather: Fine, Rail Position: +3m Entire

Section	Overall	1600m	1400m	1200m	1000m	800m	600m	400m	200m				
Section Times	2:03.14 [4] (0:23.97)	1:39.17 [3] (0:11.82)	1:27.35 [2] (0:12.07)	1:15.28 [1] (0:12.34)	1:02.94 [1] (0:12.99)	0:49.95 [1] (0:13.12)	0:36.83 [1] (0:12.44)	0:24.39 [2] (0:12.14)	0:12.25 [2] (0:12.25)				
Average Speed [km/h]	43.9	61.5	60.8	58.3	55.5	54.9	58.1	59.4	58.9				
Top Speed [km/h]	60.6	63.2	62.9	59.4	57.1	56.9	58.6	60.2	60.0				
Avg. Dist. to Rail [m]	4.6	3.5	2.9	1.9	0.6	0.5	0.7	0.4	0.3				
Avg. Stride Freq. [Hz]	2.2	2.2	2.2	2.2	2.2	2.2	2.3	2.3	2.3				
Avg. Stride Length [m]	5.5	7.6	7.6	7.2	7.0	7.0	7.1	7.1	7.1				





Horse/Jockey Name	Kneze
Final Rank	5
Fastest Section Time (Section)	0:11.96 (400m)
Top Speed [km/h] (Section)	61.9 (400m)
Race State	Finished

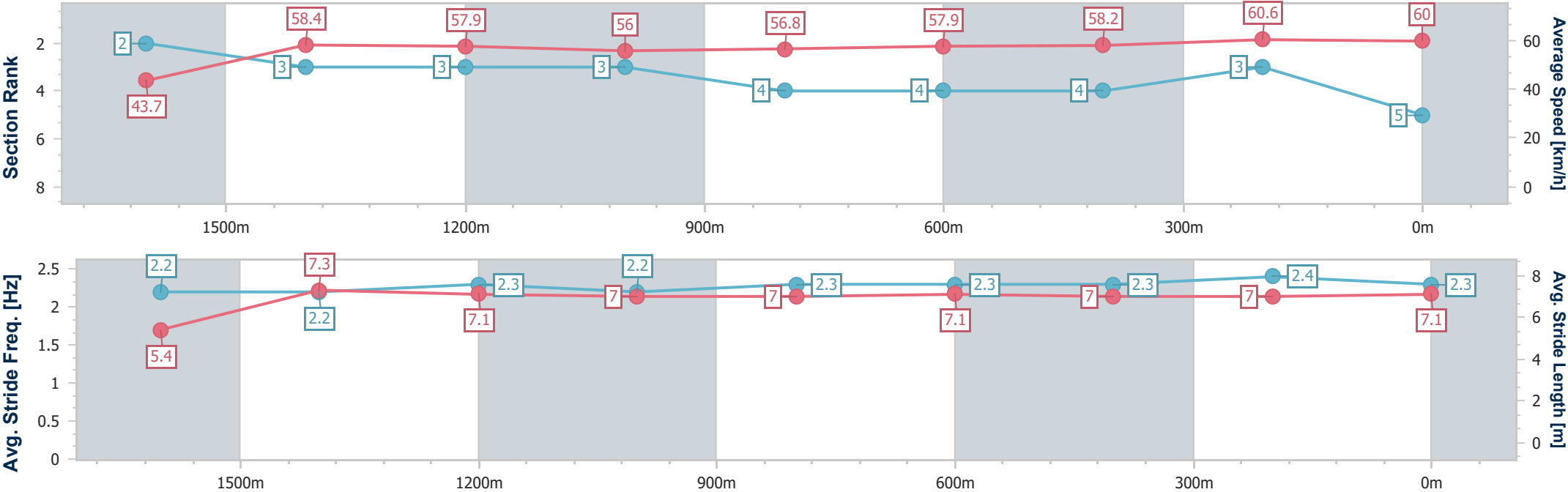


ToowoombaProfessional
Race 4: SPENCER FINANCIAL GROUP BENCHMARK 58
Handicap - 1890m



18 October 2025 - 18:45
Track Rating: Good 4, Weather: Fine, Rail Position: +3m Entire

Section	Overall	1600m	1400m	1200m	1000m	800m	600m	400m	200m				
Section Times	2:03.17 [5] (0:23.84)	1:39.33 [2] (0:12.34)	1:26.99 [3] (0:12.47)	1:14.52 [3] (0:12.87)	1:01.65 [3] (0:12.75)	0:48.90 [4] (0:12.45)	0:36.45 [4] (0:12.48)	0:23.97 [4] (0:11.96)	0:12.01 [3] (0:12.01)				
Average Speed [km/h]	43.7	58.4	57.9	56.0	56.8	57.9	58.2	60.6	60.0				
Top Speed [km/h]	59.7	59.8	59.3	56.8	58.4	58.8	59.7	61.9	60.7				
Avg. Dist. to Rail [m]	4.2	0.3	0.9	2.5	1.4	0.7	1.0	2.6	3.6				
Avg. Stride Freq. [Hz]	2.2	2.2	2.3	2.2	2.3	2.3	2.3	2.4	2.3				
Avg. Stride Length [m]	5.4	7.3	7.1	7.0	7.0	7.1	7.0	7.0	7.1				



[] Ranking at each section and finish
-.-.- No data available at this section
NA No data available



Horse/Jockey Name	Bowrider
Final Rank	6
Fastest Section Time (Section)	0:12.14 (200m)
Top Speed [km/h] (Section)	62.8 (Overall)
Race State	Finished

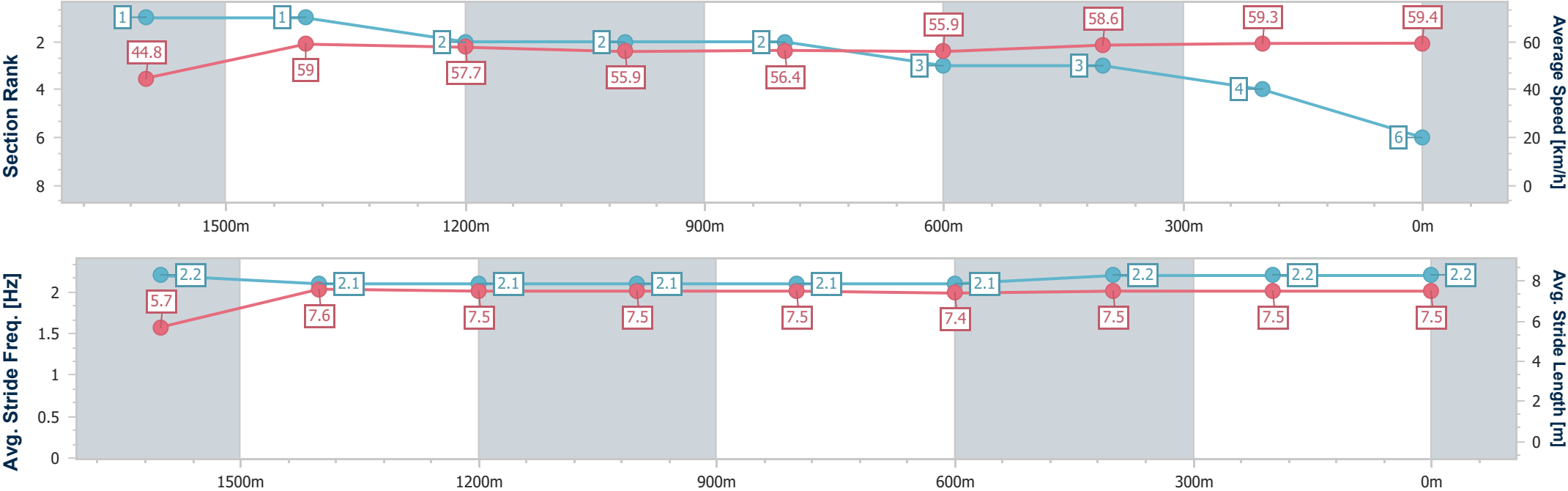


ToowoombaProfessional
Race 4: SPENCER FINANCIAL GROUP BENCHMARK 58
Handicap - 1890m



18 October 2025 - 18:45
Track Rating: Good 4, Weather: Fine, Rail Position: +3m Entire

Section	Overall	1600m	1400m	1200m	1000m	800m	600m	400m	200m				
Section Times	2:03.32 [6] (0:23.43)	1:39.89 [1] (0:12.23)	1:27.66 [1] (0:12.53)	1:15.13 [2] (0:12.88)	1:02.25 [2] (0:12.74)	0:49.51 [2] (0:12.85)	0:36.66 [3] (0:12.34)	0:24.32 [3] (0:12.18)	0:12.14 [4] (0:12.14)				
Average Speed [km/h]	44.8	59.0	57.7	55.9	56.4	55.9	58.6	59.3	59.4				
Top Speed [km/h]	62.8	61.1	61.4	57.1	57.3	58.6	59.2	60.2	59.5				
Avg. Dist. to Rail [m]	4.3	0.8	1.0	0.5	0.4	0.2	0.4	2.0	3.0				
Avg. Stride Freq. [Hz]	2.2	2.1	2.1	2.1	2.1	2.1	2.2	2.2	2.2				
Avg. Stride Length [m]	5.7	7.6	7.5	7.5	7.5	7.4	7.5	7.5	7.5				



[] Ranking at each section and finish
- - - - - No data available at this section
NA No data available



Horse/Jockey Name	Shedrivesabentley
Final Rank	7
Fastest Section Time (Section)	0:11.80 (400m)
Top Speed [km/h] (Section)	62.3 (400m)
Race State	Finished



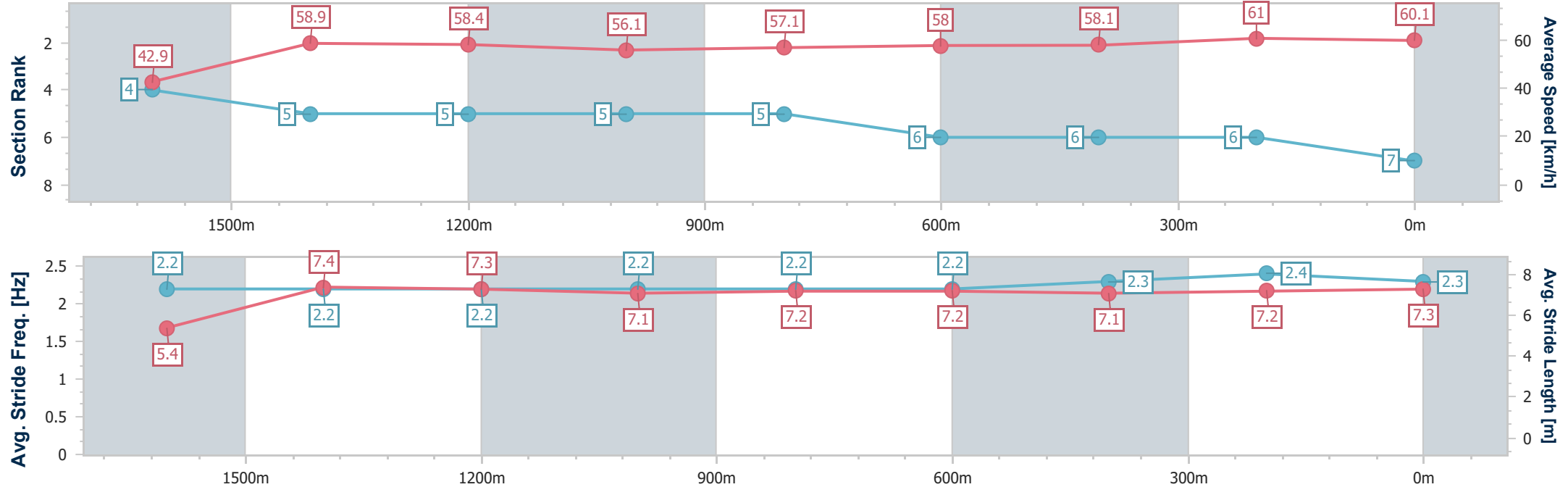
ToowoombaProfessional
Race 4: SPENCER FINANCIAL GROUP BENCHMARK 58
Handicap - 1890m



18 October 2025 - 18:45

Track Rating: Good 4, Weather: Fine, Rail Position: +3m Entire

Section	Overall	1600m	1400m	1200m	1000m	800m	600m	400m	200m				
Section Times	2:03.35 [7] (0:24.30)	1:39.05 [4] (0:12.24)	1:26.81 [5] (0:12.45)	1:14.36 [5] (0:12.86)	1:01.50 [5] (0:12.67)	0:48.83 [5] (0:12.51)	0:36.32 [6] (0:12.52)	0:23.80 [6] (0:11.80)	0:12.00 [6] (0:12.00)				
Average Speed [km/h]	42.9	58.9	58.4	56.1	57.1	58.0	58.1	61.0	60.1				
Top Speed [km/h]	60.2	59.6	60.1	58.3	58.3	59.3	59.3	62.3	61.4				
Avg. Dist. to Rail [m]	3.3	0.7	1.5	2.3	1.5	2.4	2.2	0.5	0.8				
Avg. Stride Freq. [Hz]	2.2	2.2	2.2	2.2	2.2	2.2	2.3	2.4	2.3				
Avg. Stride Length [m]	5.4	7.4	7.3	7.1	7.2	7.2	7.1	7.2	7.3				



- [] Ranking at each section and finish
- No data available at this section
- NA No data available



Toowoomba Professional
Race 5: MCGREGOR GOURLAY AGRICULTURAL SERVICES Class 3
Handicap - 1100m
18 October 2025 - 19:24



Track Rating: Good 4, Weather: Fine, Rail Position: +3m Entire

Section						Overall	1000m	800m	600m	400m	200m	Last 600m		
Field Times						1:07.01 (0:09.01)	0:58.00 (0:11.36)	0:46.64 (0:11.21)	0:35.43 (0:11.71)	0:23.72 (0:11.71)	0:12.01 (0:12.01)	0:35.43		
Rank	TAB	Horse/Jockey	Barrier	Top Speed [km/h]	Fastest Section							Margin	Distance Travelled [m]	
1	4	PUREZZA	1	65.6	0:09.09	1:07.01 [1]	0:57.92 [2]	0:46.59 [2]	0:35.43 [1]	0:23.67 [2]	0:12.01 [1]	1:07.01	0:35.43	
		Les Tilley		800m	Overall	(0:09.09)	(0:11.33)	(0:11.16)	(0:11.76)	(0:11.66)	(0:12.01)			
1	1	THE LOUVRE	3	64.9	0:09.09	1:07.01 [1]	0:57.92 [2]	0:46.38 [4]	0:34.81 [5]	0:23.18 [6]	0:11.57 [4]	1:07.01	0:34.81	-1
		Jade Metcalfe		1000m	Overall	(0:09.09)	(0:11.54)	(0:11.57)	(0:11.63)	(0:11.61)	(0:11.57)			
3	7	MIGHTY JUDD	4	64.5	0:09.01	1:07.27 [3]	0:58.26 [1]	0:46.90 [1]	0:35.55 [2]	0:23.98 [1]	0:12.23 [2]	1.54L	0:35.55	+1
		Corey Bayliss		1000m	Overall	(0:09.01)	(0:11.36)	(0:11.35)	(0:11.57)	(0:11.75)	(0:12.23)			
4	8	MISS ADRENALIN	5	64.4	0:09.17	1:07.62 [4]	0:58.45 [5]	0:46.90 [5]	0:35.35 [6]	0:23.79 [5]	0:12.04 [6]	3.62L	0:35.35	+2
		Kenji Yoshida		1000m	Overall	(0:09.17)	(0:11.55)	(0:11.55)	(0:11.56)	(0:11.75)	(0:12.04)			
5	3	NORTH COURT	7	64.9	0:09.12	1:07.62 [5]	0:58.50 [4]	0:47.09 [3]	0:35.75 [3]	0:23.98 [3]	0:12.21 [3]	3.64L	0:35.75	+4
		Montanna Savva		1000m	Overall	(0:09.12)	(0:11.41)	(0:11.34)	(0:11.77)	(0:11.77)	(0:12.21)			
6	2	GIDDAY GIDDAY	8	64.9	0:09.27	1:07.70 [6]	0:58.43 [6]	0:46.95 [6]	0:35.64 [4]	0:24.02 [4]	0:12.22 [5]	4.07L	0:35.64	+5
		Kelsey Lenton		800m	Overall	(0:09.27)	(0:11.48)	(0:11.31)	(0:11.62)	(0:11.80)	(0:12.22)			
7	5	RED COBRA	6	65.7	0:09.84	1:07.87 [7]	0:58.03 [8]	0:46.48 [8]	0:35.18 [8]	0:23.68 [7]	0:12.21 [7]	5.09L	0:35.18	+1
		Georgina Cartwright		600m	Overall	(0:09.84)	(0:11.55)	(0:11.30)	(0:11.50)	(0:11.47)	(0:12.21)			
8	6	ROCONONO	2	63.8	0:09.43	1:07.93 [8]	0:58.50 [7]	0:46.93 [7]	0:35.40 [7]	0:23.72 [8]	0:12.06 [8]	5.42L	0:35.40	+2
		Olivia Webb		800m	Overall	(0:09.43)	(0:11.57)	(0:11.53)	(0:11.68)	(0:11.66)	(0:12.06)			



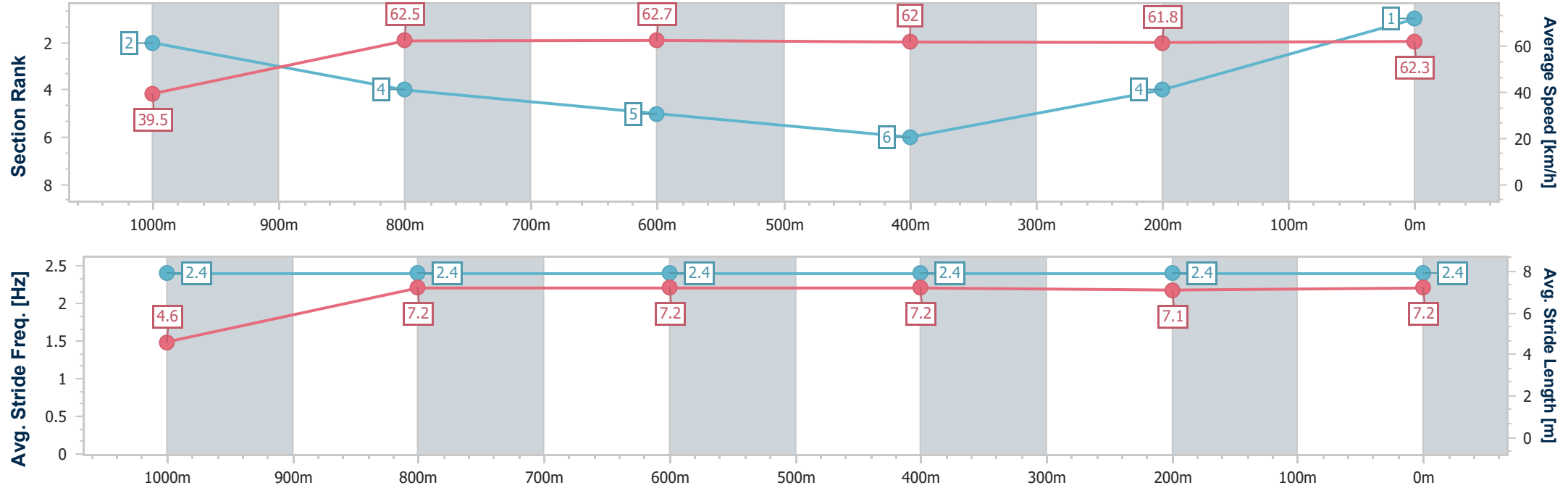
Horse/Jockey Name	The Louvre
Final Rank	1
Fastest Section Time (Section)	0:09.09 (Overall)
Top Speed [km/h] (Section)	64.9 (1000m)
Race State	Finished



ToowoombaProfessional
Race 5: MCGREGOR GOURLAY AGRICULTURAL SERVICES
Class 3 Handicap - 1100m
18 October 2025 - 19:24
Track Rating: Good 4, Weather: Fine, Rail Position: +3m Entire



Section	Overall	1000m	800m	600m	400m	200m							
Section Times	1:07.01 [1] (0:09.09)	0:57.92 [2] (0:11.54)	0:46.38 [4] (0:11.57)	0:34.81 [5] (0:11.63)	0:23.18 [6] (0:11.61)	0:11.57 [4] (0:11.57)							
Average Speed [km/h]	39.5	62.5	62.7	62.0	61.8	62.3							
Top Speed [km/h]	61.2	64.9	64.9	63.5	63.2	64.1							
Avg. Dist. to Rail [m]	3.7	0.6	1.9	0.5	0.6	1.3							
Avg. Stride Freq. [Hz]	2.4	2.4	2.4	2.4	2.4	2.4							
Avg. Stride Length [m]	4.6	7.2	7.2	7.2	7.1	7.2							



[] Ranking at each section and finish
- - - - - No data available at this section
NA No data available



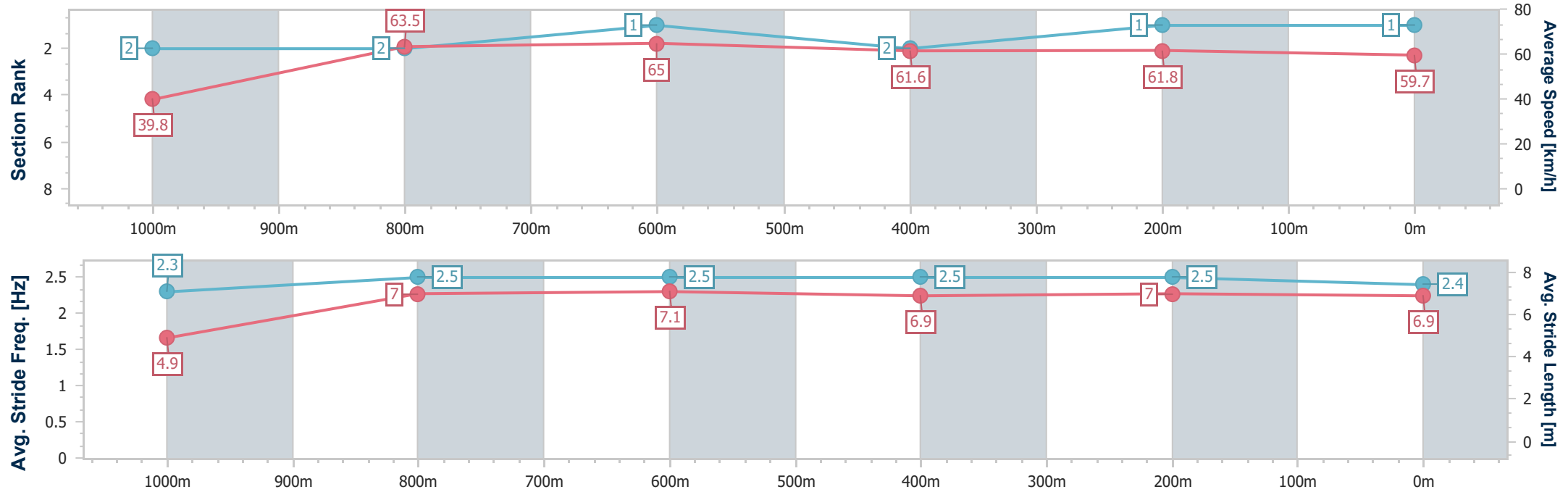
Horse/Jockey Name	Purezza
Final Rank	1
Fastest Section Time (Section)	0:09.09 (Overall)
Top Speed [km/h] (Section)	65.6 (800m)
Race State	Finished



ToowoombaProfessional
Race 5: MCGREGOR GOURLAY AGRICULTURAL SERVICES
Class 3 Handicap - 1100m
18 October 2025 - 19:24
Track Rating: Good 4, Weather: Fine, Rail Position: +3m Entire



Section	Overall	1000m	800m	600m	400m	200m								
Section Times	1:07.01 [1] (0:09.09)	0:57.92 [2] (0:11.33)	0:46.59 [2] (0:11.16)	0:35.43 [1] (0:11.76)	0:23.67 [2] (0:11.66)	0:12.01 [1] (0:12.01)								
Average Speed [km/h]	39.8	63.5	65.0	61.6	61.8	59.7								
Top Speed [km/h]	61.7	65.1	65.6	64.3	62.3	61.7								
Avg. Dist. to Rail [m]	1.5	0.5	1.0	1.0	0.6	0.6								
Avg. Stride Freq. [Hz]	2.3	2.5	2.5	2.5	2.5	2.4								
Avg. Stride Length [m]	4.9	7.0	7.1	6.9	7.0	6.9								





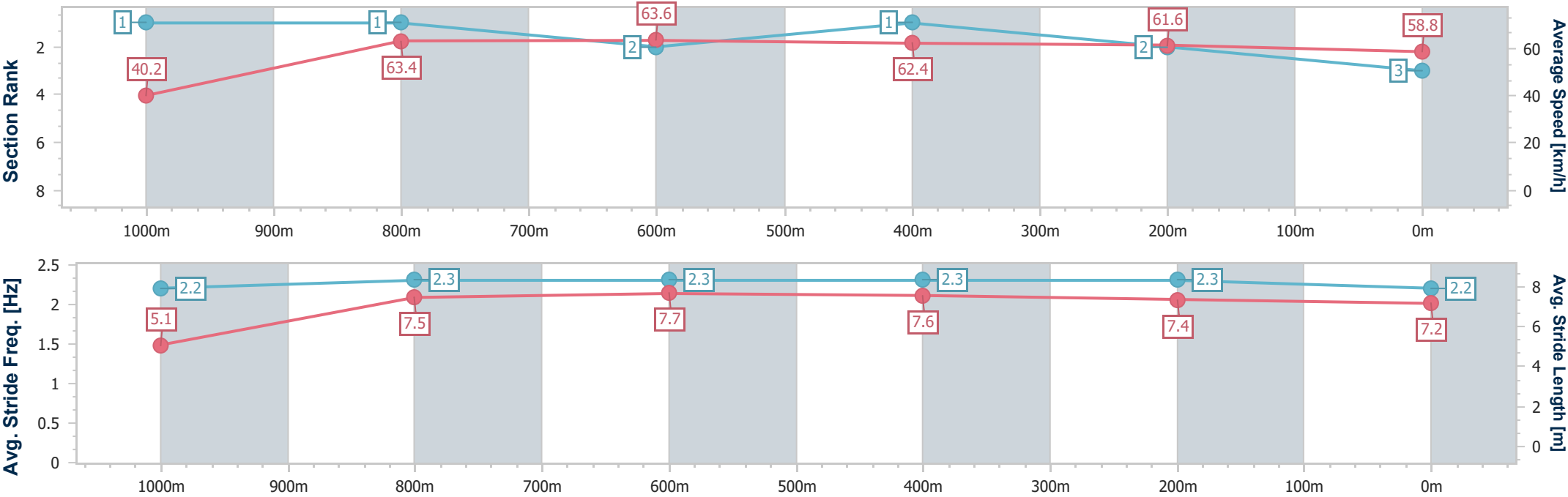
Horse/Jockey Name	Mighty Judd
Final Rank	3
Fastest Section Time (Section)	0:09.01 (Overall)
Top Speed [km/h] (Section)	64.5 (1000m)
Race State	Finished



ToowoombaProfessional
Race 5: MCGREGOR GOURLAY AGRICULTURAL SERVICES
Class 3 Handicap - 1100m
18 October 2025 - 19:24
Track Rating: Good 4, Weather: Fine, Rail Position: +3m Entire



Section	Overall	1000m	800m	600m	400m	200m								
Section Times	1:07.27 [3] (0:09.01)	0:58.26 [1] (0:11.36)	0:46.90 [1] (0:11.35)	0:35.55 [2] (0:11.57)	0:23.98 [1] (0:11.75)	0:12.23 [2] (0:12.23)								
Average Speed [km/h]	40.2	63.4	63.6	62.4	61.6	58.8								
Top Speed [km/h]	63.4	64.5	64.2	63.4	62.1	60.4								
Avg. Dist. to Rail [m]	3.5	0.5	1.0	1.0	1.7	1.1								
Avg. Stride Freq. [Hz]	2.2	2.3	2.3	2.3	2.3	2.2								
Avg. Stride Length [m]	5.1	7.5	7.7	7.6	7.4	7.2								





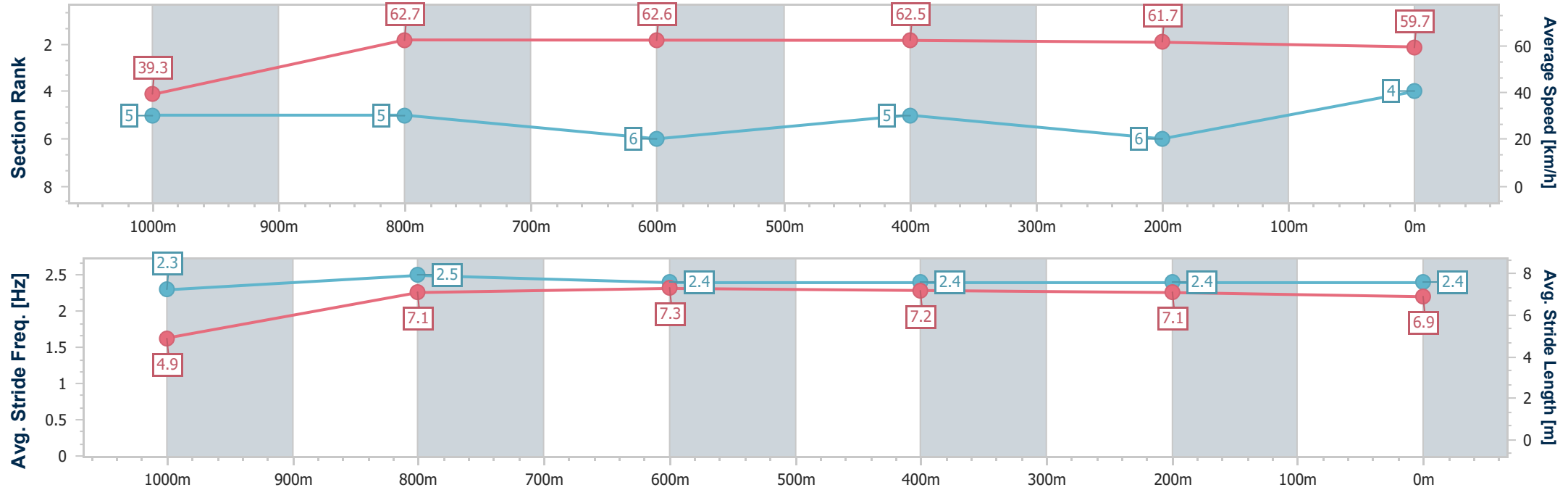
Horse/Jockey Name	Miss Adrenalin
Final Rank	4
Fastest Section Time (Section)	0:09.17 (Overall)
Top Speed [km/h] (Section)	64.4 (1000m)
Race State	Finished



ToowoombaProfessional
Race 5: MCGREGOR GOURLAY AGRICULTURAL SERVICES
Class 3 Handicap - 1100m
18 October 2025 - 19:24
Track Rating: Good 4, Weather: Fine, Rail Position: +3m Entire



Section	Overall	1000m	800m	600m	400m	200m								
Section Times	1:07.62 [4] (0:09.17)	0:58.45 [5] (0:11.55)	0:46.90 [5] (0:11.55)	0:35.35 [6] (0:11.56)	0:23.79 [5] (0:11.75)	0:12.04 [6] (0:12.04)								
Average Speed [km/h]	39.3	62.7	62.6	62.5	61.7	59.7								
Top Speed [km/h]	60.5	64.4	64.0	64.3	62.3	61.6								
Avg. Dist. to Rail [m]	6.0	2.0	1.1	0.9	2.4	4.7								
Avg. Stride Freq. [Hz]	2.3	2.5	2.4	2.4	2.4	2.4								
Avg. Stride Length [m]	4.9	7.1	7.3	7.2	7.1	6.9								





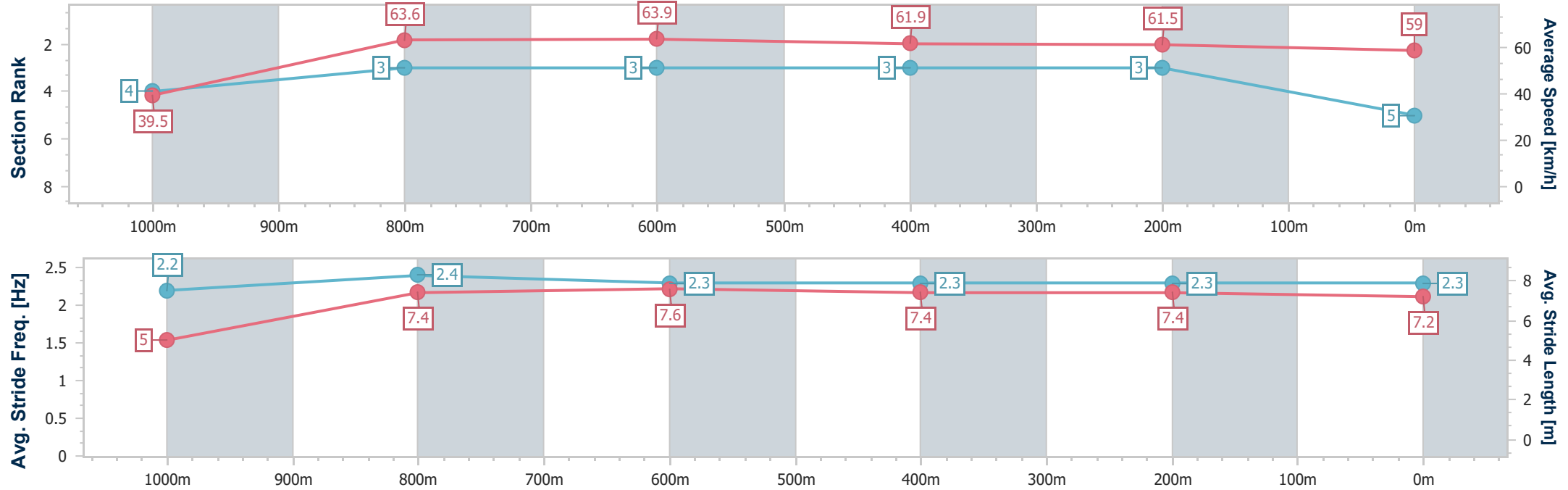
Horse/Jockey Name	North Court
Final Rank	5
Fastest Section Time (Section)	0:09.12 (Overall)
Top Speed [km/h] (Section)	64.9 (1000m)
Race State	Finished



ToowoombaProfessional
Race 5: MCGREGOR GOURLAY AGRICULTURAL SERVICES
Class 3 Handicap - 1100m
18 October 2025 - 19:24
Track Rating: Good 4, Weather: Fine, Rail Position: +3m Entire



Section	Overall	1000m	800m	600m	400m	200m							
Section Times	1:07.62 [5] (0:09.12)	0:58.50 [4] (0:11.41)	0:47.09 [3] (0:11.34)	0:35.75 [3] (0:11.77)	0:23.98 [3] (0:11.77)	0:12.21 [3] (0:12.21)							
Average Speed [km/h]	39.5	63.6	63.9	61.9	61.5	59.0							
Top Speed [km/h]	60.9	64.9	64.6	63.1	62.5	60.6							
Avg. Dist. to Rail [m]	5.4	1.6	2.5	2.6	1.1	2.3							
Avg. Stride Freq. [Hz]	2.2	2.4	2.3	2.3	2.3	2.3							
Avg. Stride Length [m]	5.0	7.4	7.6	7.4	7.4	7.2							



[] Ranking at each section and finish
- - - - - No data available at this section
NA No data available



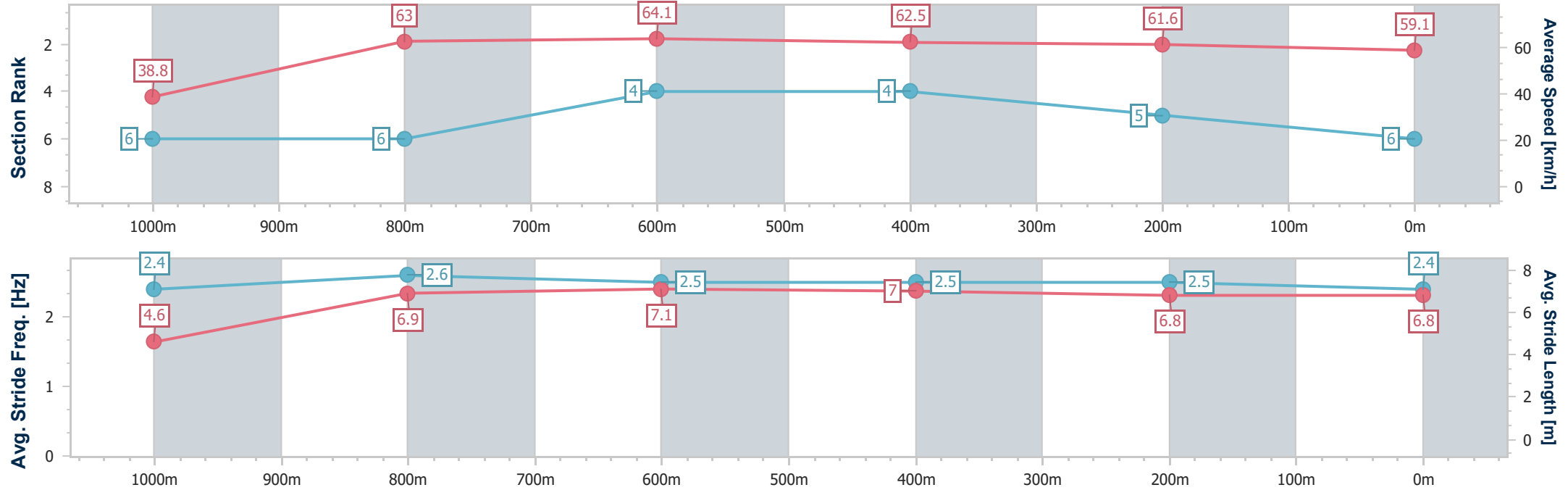
Horse/Jockey Name	Gidday Gidday
Final Rank	6
Fastest Section Time (Section)	0:09.27 (Overall)
Top Speed [km/h] (Section)	64.9 (800m)
Race State	Finished



ToowoombaProfessional
Race 5: MCGREGOR GOURLAY AGRICULTURAL SERVICES
Class 3 Handicap - 1100m
18 October 2025 - 19:24
Track Rating: Good 4, Weather: Fine, Rail Position: +3m Entire



Section	Overall	1000m	800m	600m	400m	200m							
Section Times	1:07.70 [6] (0:09.27)	0:58.43 [6] (0:11.48)	0:46.95 [6] (0:11.31)	0:35.64 [4] (0:11.62)	0:24.02 [4] (0:11.80)	0:12.22 [5] (0:12.22)							
Average Speed [km/h]	38.8	63.0	64.1	62.5	61.6	59.1							
Top Speed [km/h]	60.4	64.8	64.9	63.4	62.9	61.4							
Avg. Dist. to Rail [m]	8.2	2.3	2.5	1.8	3.1	3.4							
Avg. Stride Freq. [Hz]	2.4	2.6	2.5	2.5	2.5	2.4							
Avg. Stride Length [m]	4.6	6.9	7.1	7.0	6.8	6.8							





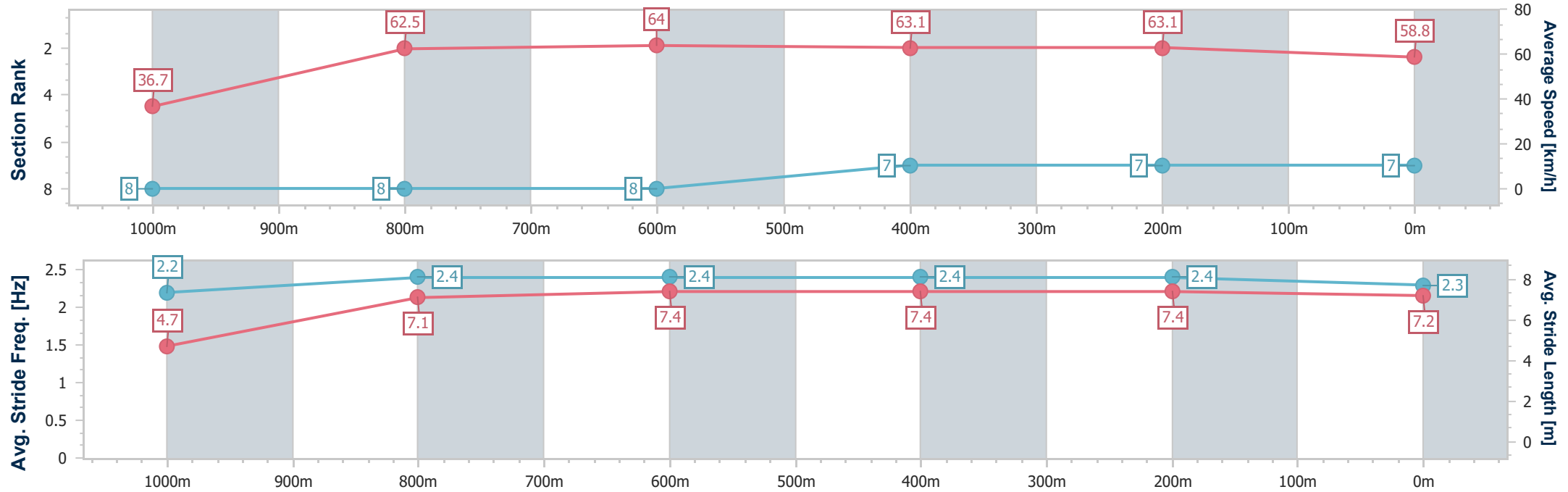
Horse/Jockey Name	Red Cobra
Final Rank	7
Fastest Section Time (Section)	0:09.84 (Overall)
Top Speed [km/h] (Section)	65.7 (600m)
Race State	Finished



ToowoombaProfessional
Race 5: MCGREGOR GOURLAY AGRICULTURAL SERVICES
Class 3 Handicap - 1100m
18 October 2025 - 19:24
Track Rating: Good 4, Weather: Fine, Rail Position: +3m Entire



Section	Overall	1000m	800m	600m	400m	200m								
Section Times	1:07.87 [7] (0:09.84)	0:58.03 [8] (0:11.55)	0:46.48 [8] (0:11.30)	0:35.18 [8] (0:11.50)	0:23.68 [7] (0:11.47)	0:12.21 [7] (0:12.21)								
Average Speed [km/h]	36.7	62.5	64.0	63.1	63.1	58.8								
Top Speed [km/h]	58.8	64.0	65.3	65.7	63.7	63.0								
Avg. Dist. to Rail [m]	4.9	0.4	1.0	1.5	1.0	2.0								
Avg. Stride Freq. [Hz]	2.2	2.4	2.4	2.4	2.4	2.3								
Avg. Stride Length [m]	4.7	7.1	7.4	7.4	7.4	7.2								





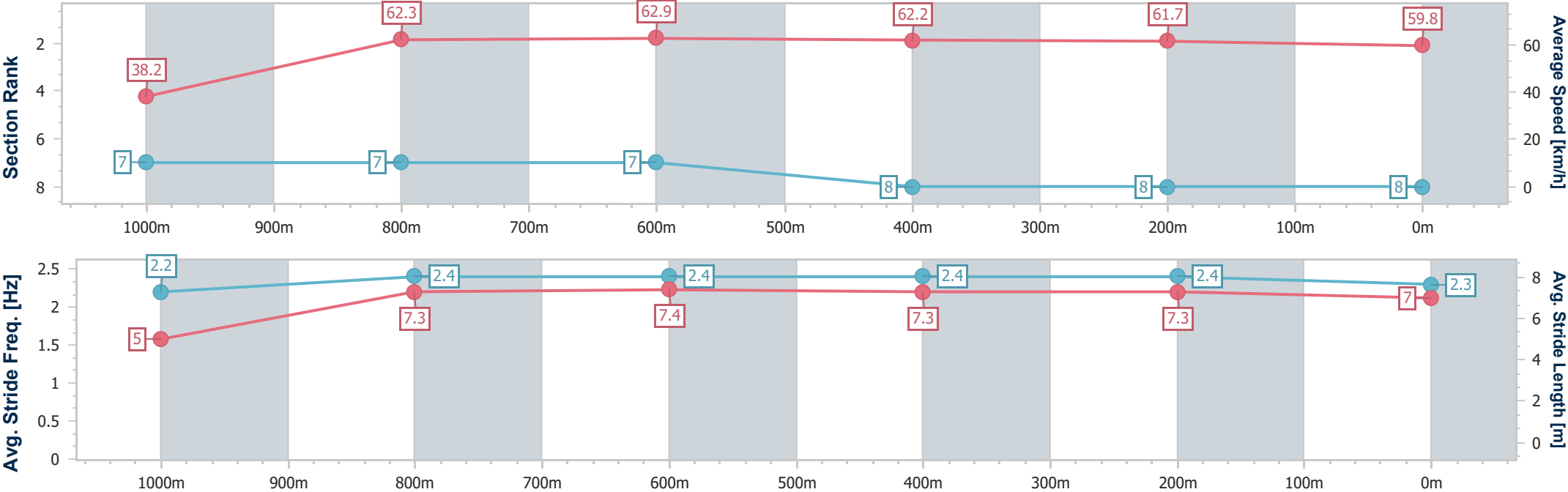
Horse/Jockey Name	Roconono
Final Rank	8
Fastest Section Time (Section)	0:09.43 (Overall)
Top Speed [km/h] (Section)	63.8 (800m)
Race State	Finished



ToowoombaProfessional
Race 5: MCGREGOR GOURLAY AGRICULTURAL SERVICES
Class 3 Handicap - 1100m
18 October 2025 - 19:24
Track Rating: Good 4, Weather: Fine, Rail Position: +3m Entire



Section	Overall	1000m	800m	600m	400m	200m							
Section Times	1:07.93 [8] (0:09.43)	0:58.50 [7] (0:11.57)	0:46.93 [7] (0:11.53)	0:35.40 [7] (0:11.68)	0:23.72 [8] (0:11.66)	0:12.06 [8] (0:12.06)							
Average Speed [km/h]	38.2	62.3	62.9	62.2	61.7	59.8							
Top Speed [km/h]	62.0	63.5	63.8	63.1	63.4	61.2							
Avg. Dist. to Rail [m]	3.9	0.9	1.8	1.2	0.4	0.7							
Avg. Stride Freq. [Hz]	2.2	2.4	2.4	2.4	2.4	2.3							
Avg. Stride Length [m]	5.0	7.3	7.4	7.3	7.3	7.0							





Toowoomba Professional

Race 6: SUBZERO AIRCONDITIONING BENCHMARK 70 Handicap - 1625m

18 October 2025 - 19:59



Track Rating: Good 4, Weather: Fine, Rail Position: +3m Entire

Section						Overall	1400m	1200m	1000m	800m	600m	400m	Last 600m	
Field Times						1:41.01 (0:16.41)	1:24.60 (0:11.50)	1:13.10 (0:12.42)	1:00.68 (0:12.85)	0:47.83 (0:12.58)	0:35.25 (0:11.95)	0:23.30 (0:11.60)	0:35.25	
Rank	TAB	Horse/Jockey	Barrier	Top Speed [km/h]	Fastest Section									Distance Travelled [m]
1	5	CHASING JACKLEY	2	64.6	0:11.30	1:41.01 [1]	1:24.26 [4]	1:12.58 [4]	0:59.99 [5]	0:47.02 [5]	0:34.50 [5]	0:22.73 [5]	0:34.50	
		Les Tilley		200m	400m	(0:16.75)	(0:11.68)	(0:12.59)	(0:12.97)	(0:12.52)	(0:11.77)	(0:11.30)		
2	3	WHISKY DREAM	4	65.0	0:11.47	1:41.03 [2]	1:24.59 [2]	1:13.12 [1]	1:00.70 [1]	0:47.85 [1]	0:35.27 [1]	0:23.32 [1]	0:35.27	+2
		Montanna Savva		1400m	1400m	(0:16.44)	(0:11.47)	(0:12.42)	(0:12.85)	(0:12.58)	(0:11.95)	(0:11.60)		
3	6	MEDICAL AUTOCRAT	1	66.8	0:11.54	1:41.05 [3]	1:24.49 [3]	1:12.88 [3]	1:00.46 [2]	0:47.60 [2]	0:35.10 [2]	0:23.25 [2]	0:35.10	+8
		Kyle Wilson-Taylor		1400m	400m	(0:16.56)	(0:11.61)	(0:12.42)	(0:12.86)	(0:12.50)	(0:11.85)	(0:11.54)		
4	1	ELLA TE AMA	5	67.0	0:11.67	1:41.61 [4]	1:25.20 [1]	1:13.45 [2]	1:00.90 [3]	0:47.98 [3]	0:35.41 [3]	0:23.46 [4]	0:35.41	-6
		Colleen Krahnen		Overall	400m	(0:16.41)	(0:11.75)	(0:12.55)	(0:12.92)	(0:12.57)	(0:11.95)	(0:11.67)		
5	2	EXPECTANT	3	64.8	0:11.71	1:41.67 [5]	1:24.86 [5]	1:13.15 [5]	1:00.74 [4]	0:47.80 [4]	0:35.33 [4]	0:23.58 [3]	0:35.33	+5
		Fiona Sandkuhl		1400m	1400m	(0:16.81)	(0:11.71)	(0:12.41)	(0:12.94)	(0:12.47)	(0:11.75)	(0:11.72)		

Scratched: Four Ace (#4)



Toowoomba Professional
Race 6: SUBZERO AIRCONDITIONING BENCHMARK 70 Handicap -
1625m

18 October 2025 - 19:59



Track Rating: Good 4, Weather: Fine, Rail Position: +3m Entire

Section				200m				Last 600m	
Field Times				0:11.70 (0:11.70)				0:35.25	
Rank	TAB	Horse/Jockey	Barrier	Top Speed [km/h]	Fastest Section	Margin		Distance Travelled [m]	
1	5	CHASING JACKLEY	2	64.6	0:11.30	0:11.43 [3]	1:41.01	0:34.50	
		Les Tilley		200m	400m	(0:11.43)			
2	3	WHISKY DREAM	4	65.0	0:11.47	0:11.72 [1]	0.1L	0:35.27 +2	
		Montanna Savva		1400m	1400m	(0:11.72)			
3	6	MEDICAL AUTOCRAT	1	66.8	0:11.54	0:11.71 [2]	0.23L	0:35.10 +8	
		Kyle Wilson-Taylor		1400m	400m	(0:11.71)			
4	1	ELLA TE AMA	5	67.0	0:11.67	0:11.79 [5]	3.53L	0:35.41 -6	
		Colleen Krahnen		Overall	400m	(0:11.79)			
5	2	EXPECTANT	3	64.8	0:11.71	0:11.86 [4]	3.9L	0:35.33 +5	
		Fiona Sandkuhl		1400m	1400m	(0:11.86)			

Scratched: Four Ace (#4)



Horse/Jockey Name	Chasing Jackley
Final Rank	1
Fastest Section Time (Section)	0:11.30 (400m)
Top Speed [km/h] (Section)	64.6 (200m)
Race State	Finished

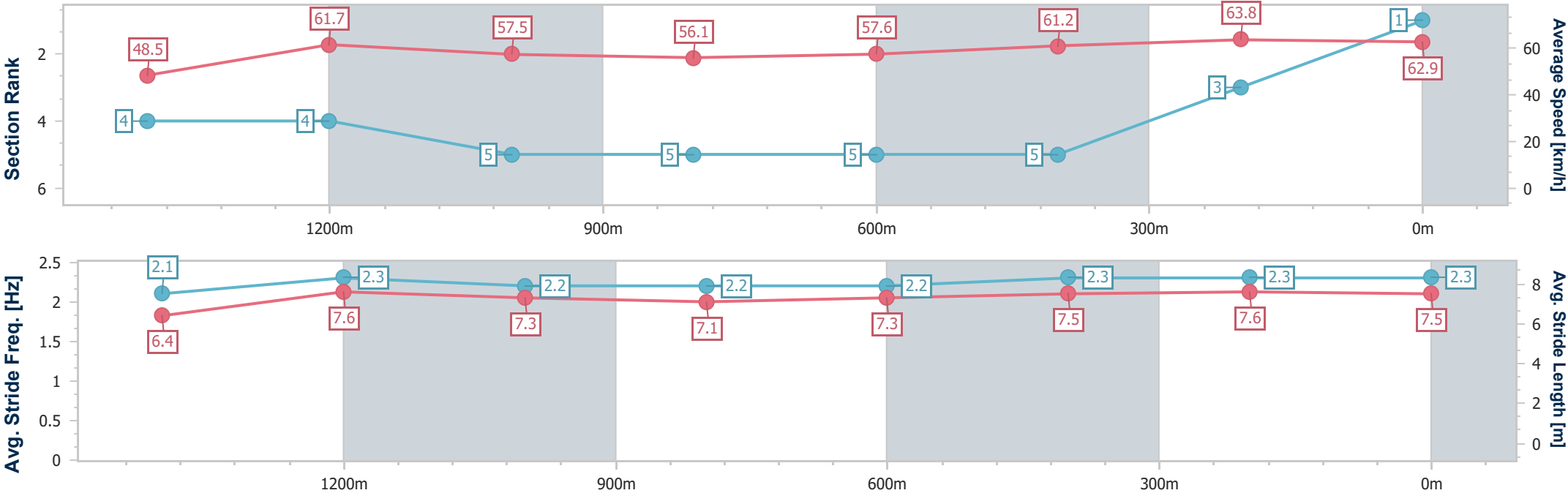


ToowoombaProfessional
Race 6: SUBZERO AIRCONDITIONING BENCHMARK 70
Handicap - 1625m
18 October 2025 - 19:59



Track Rating: Good 4, Weather: Fine, Rail Position: +3m Entire

Section	Overall	1400m	1200m	1000m	800m	600m	400m	200m					
Section Times	1:41.01 [1] (0:16.75)	1:24.26 [4] (0:11.68)	1:12.58 [4] (0:12.59)	0:59.99 [5] (0:12.97)	0:47.02 [5] (0:12.52)	0:34.50 [5] (0:11.77)	0:22.73 [5] (0:11.30)	0:11.43 [3] (0:11.43)					
Average Speed [km/h]	48.5	61.7	57.5	56.1	57.6	61.2	63.8	62.9					
Top Speed [km/h]	64.1	64.1	59.5	57.3	58.9	63.6	64.4	64.6					
Avg. Dist. to Rail [m]	3.2	1.1	2.9	2.1	1.0	0.5	0.8	1.9					
Avg. Stride Freq. [Hz]	2.1	2.3	2.2	2.2	2.2	2.3	2.3	2.3					
Avg. Stride Length [m]	6.4	7.6	7.3	7.1	7.3	7.5	7.6	7.5					





Horse/Jockey Name	Whisky Dream
Final Rank	2
Fastest Section Time (Section)	0:11.47 (1400m)
Top Speed [km/h] (Section)	65.0 (1400m)
Race State	Finished

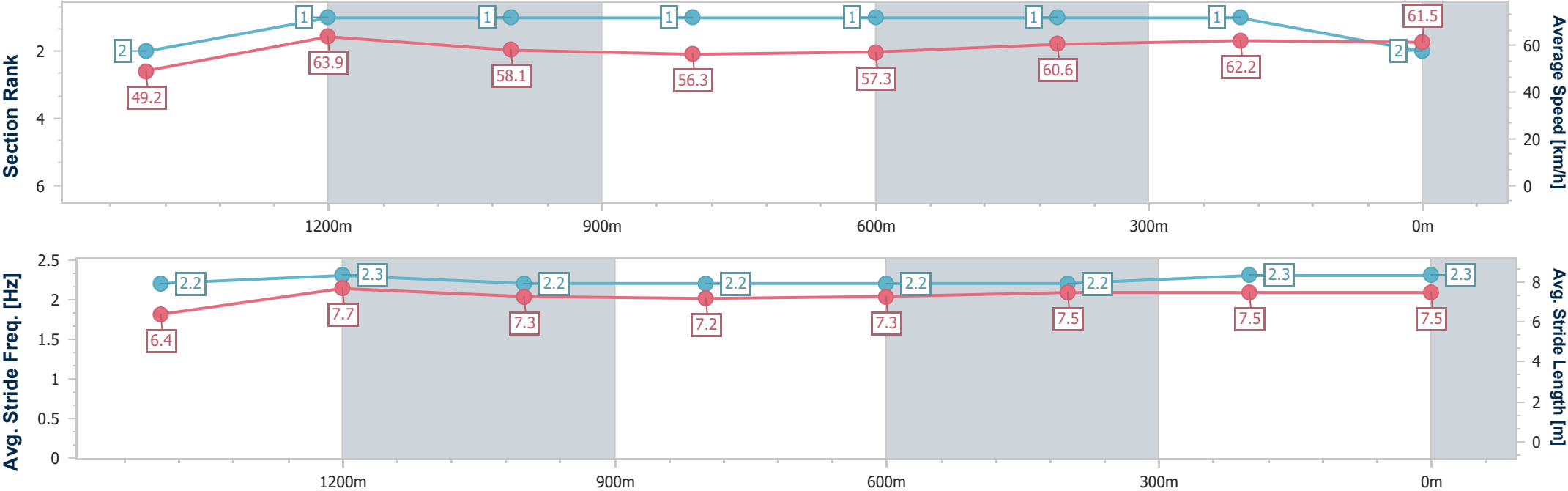


ToowoombaProfessional
Race 6: SUBZERO AIRCONDITIONING BENCHMARK 70
Handicap - 1625m
18 October 2025 - 19:59



Track Rating: Good 4, Weather: Fine, Rail Position: +3m Entire

Section	Overall	1400m	1200m	1000m	800m	600m	400m	200m					
Section Times	1:41.03 [2] (0:16.44)	1:24.59 [2] (0:11.47)	1:13.12 [1] (0:12.42)	1:00.70 [1] (0:12.85)	0:47.85 [1] (0:12.58)	0:35.27 [1] (0:11.95)	0:23.32 [1] (0:11.60)	0:11.72 [1] (0:11.72)					
Average Speed [km/h]	49.2	63.9	58.1	56.3	57.3	60.6	62.2	61.5					
Top Speed [km/h]	64.6	65.0	60.6	58.1	60.0	61.4	63.5	62.1					
Avg. Dist. to Rail [m]	3.4	2.7	2.8	0.8	1.2	0.7	0.9	0.3					
Avg. Stride Freq. [Hz]	2.2	2.3	2.2	2.2	2.2	2.2	2.3	2.3					
Avg. Stride Length [m]	6.4	7.7	7.3	7.2	7.3	7.5	7.5	7.5					





Horse/Jockey Name	Medical Autocrat
Final Rank	3
Fastest Section Time (Section)	0:11.54 (400m)
Top Speed [km/h] (Section)	66.8 (1400m)
Race State	Finished

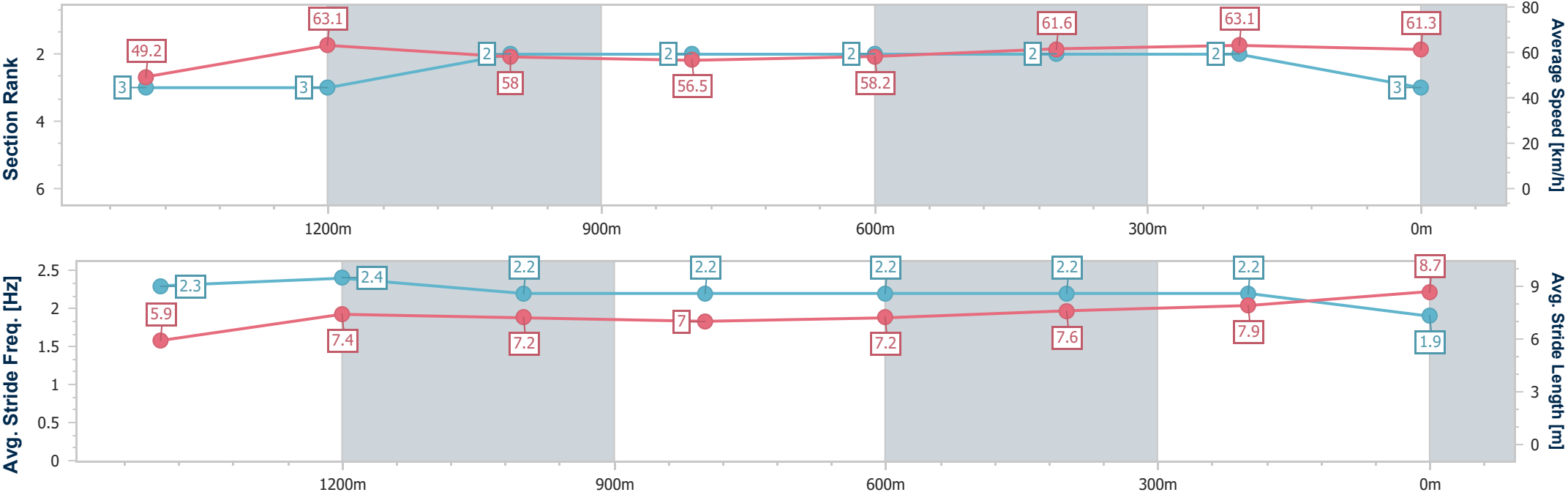


ToowoombaProfessional
Race 6: SUBZERO AIRCONDITIONING BENCHMARK 70
Handicap - 1625m
18 October 2025 - 19:59



Track Rating: Good 4, Weather: Fine, Rail Position: +3m Entire

Section	Overall	1400m	1200m	1000m	800m	600m	400m	200m					
Section Times	1:41.05 [3] (0:16.56)	1:24.49 [3] (0:11.61)	1:12.88 [3] (0:12.42)	1:00.46 [2] (0:12.86)	0:47.60 [2] (0:12.50)	0:35.10 [2] (0:11.85)	0:23.25 [2] (0:11.54)	0:11.71 [2] (0:11.71)					
Average Speed [km/h]	49.2	63.1	58.0	56.5	58.2	61.6	63.1	61.3					
Top Speed [km/h]	66.0	66.8	59.8	57.0	60.2	62.7	64.6	62.9					
Avg. Dist. to Rail [m]	2.9	2.9	3.5	3.3	3.0	2.3	2.7	2.3					
Avg. Stride Freq. [Hz]	2.3	2.4	2.2	2.2	2.2	2.2	2.2	1.9					
Avg. Stride Length [m]	5.9	7.4	7.2	7.0	7.2	7.6	7.9	8.7					





Horse/Jockey Name	Ella Te Ama
Final Rank	4
Fastest Section Time (Section)	0:11.67 (400m)
Top Speed [km/h] (Section)	67.0 (Overall)
Race State	Finished

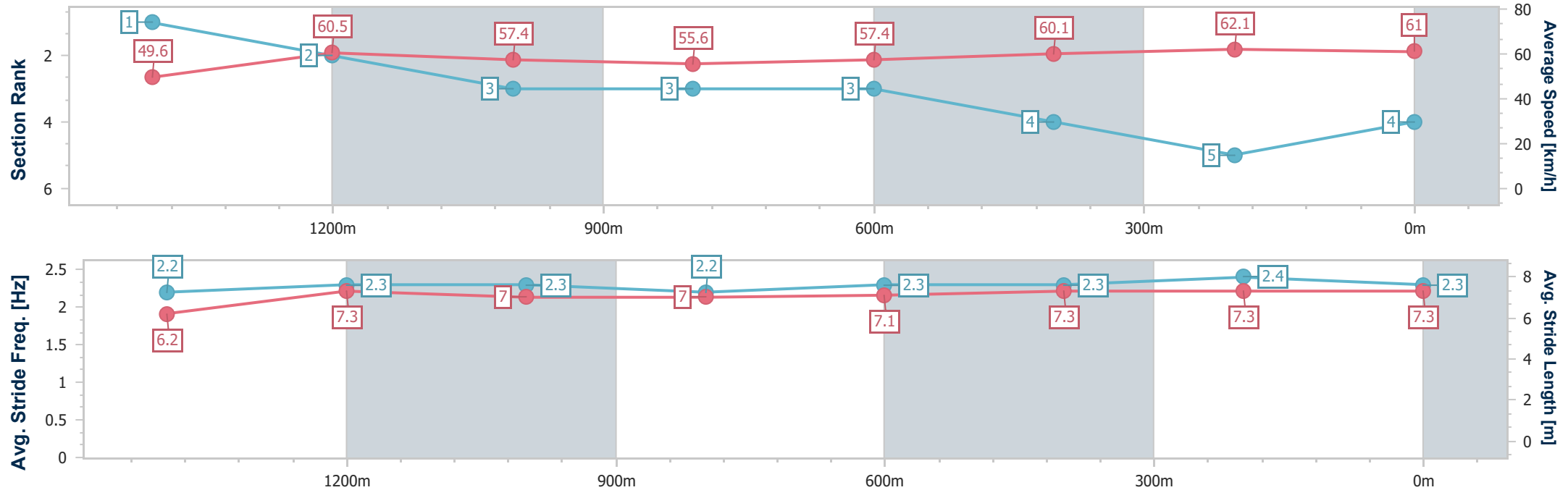


ToowoombaProfessional
Race 6: SUBZERO AIRCONDITIONING BENCHMARK 70
Handicap - 1625m
18 October 2025 - 19:59



Track Rating: Good 4, Weather: Fine, Rail Position: +3m Entire

Section	Overall	1400m	1200m	1000m	800m	600m	400m	200m					
Section Times	1:41.61 [4] (0:16.41)	1:25.20 [1] (0:11.75)	1:13.45 [2] (0:12.55)	1:00.90 [3] (0:12.92)	0:47.98 [3] (0:12.57)	0:35.41 [3] (0:11.95)	0:23.46 [4] (0:11.67)	0:11.79 [5] (0:11.79)					
Average Speed [km/h]	49.6	60.5	57.4	55.6	57.4	60.1	62.1	61.0					
Top Speed [km/h]	67.0	65.4	59.8	57.2	59.2	60.7	63.2	62.6					
Avg. Dist. to Rail [m]	4.7	1.4	0.2	0.4	0.5	0.3	0.7	0.2					
Avg. Stride Freq. [Hz]	2.2	2.3	2.3	2.2	2.3	2.3	2.4	2.3					
Avg. Stride Length [m]	6.2	7.3	7.0	7.0	7.1	7.3	7.3	7.3					





Horse/Jockey Name	Expectant
Final Rank	5
Fastest Section Time (Section)	0:11.71 (1400m)
Top Speed [km/h] (Section)	64.8 (1400m)
Race State	Finished

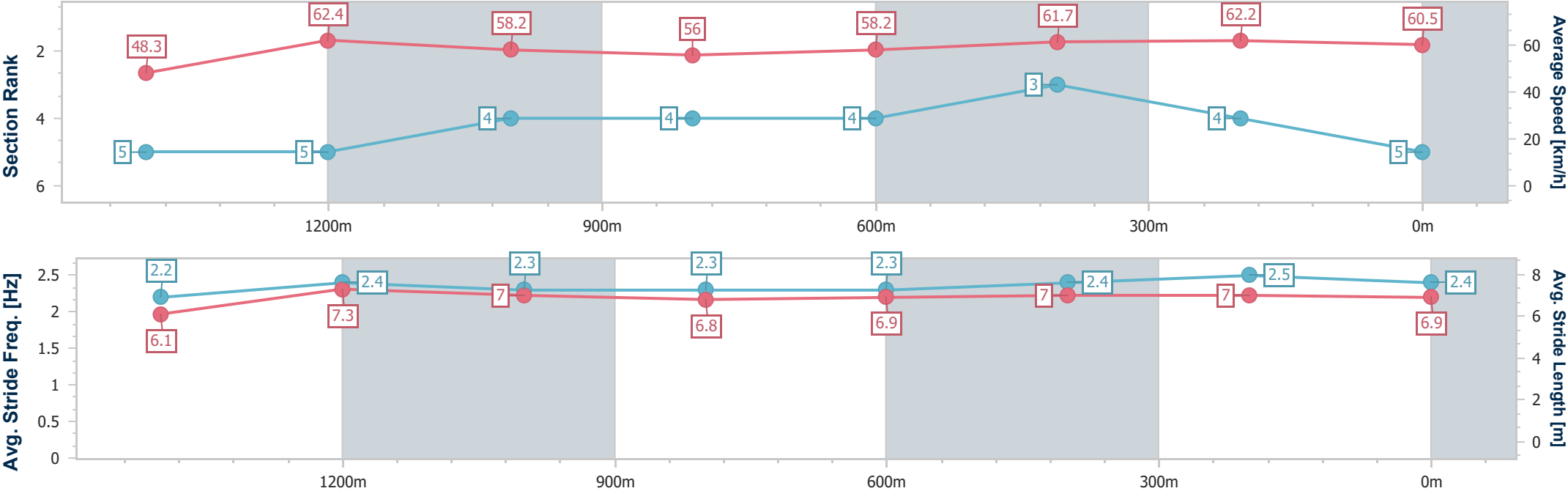


ToowoombaProfessional
Race 6: SUBZERO AIRCONDITIONING BENCHMARK 70
Handicap - 1625m
18 October 2025 - 19:59



Track Rating: Good 4, Weather: Fine, Rail Position: +3m Entire

Section	Overall	1400m	1200m	1000m	800m	600m	400m	200m					
Section Times	1:41.67 [5] (0:16.81)	1:24.86 [5] (0:11.71)	1:13.15 [5] (0:12.41)	1:00.74 [4] (0:12.94)	0:47.80 [4] (0:12.47)	0:35.33 [4] (0:11.75)	0:23.58 [3] (0:11.72)	0:11.86 [4] (0:11.86)					
Average Speed [km/h]	48.3	62.4	58.2	56.0	58.2	61.7	62.2	60.5					
Top Speed [km/h]	63.9	64.8	59.8	56.7	60.2	62.4	63.0	61.9					
Avg. Dist. to Rail [m]	3.6	2.6	3.2	2.7	1.2	2.0	3.2	3.0					
Avg. Stride Freq. [Hz]	2.2	2.4	2.3	2.3	2.3	2.4	2.5	2.4					
Avg. Stride Length [m]	6.1	7.3	7.0	6.8	6.9	7.0	7.0	6.9					





Toowoomba Professional
Race 7: EMPIRE OF JAPAN Maiden Plate - 1625m
18 October 2025 - 20:34



Track Rating: Good 4, Weather: Fine, Rail Position: +3m Entire

Section						Overall	1400m	1200m	1000m	800m	600m	400m	Last 600m	
Field Times						1:41.68 (0:15.93)	1:25.75 (0:11.19)	1:14.56 (0:11.82)	1:02.74 (0:12.59)	0:50.15 (0:12.83)	0:37.32 (0:12.57)	0:24.75 (0:12.29)	0:37.32	
Rank	TAB	Horse/Jockey	Barrier	Top Speed [km/h]	Fastest Section									Distance Travelled [m]
1	2	MUCHACHO	3	66.5	0:11.29	1:41.68 [1]	1:25.75 [1]	1:14.46 [2]	1:02.53 [2]	0:49.84 [2]	0:37.11 [2]	0:24.74 [2]	0:37.11	
		Kenji Yoshida		1400m	1400m	(0:15.93)	(0:11.29)	(0:11.93)	(0:12.69)	(0:12.73)	(0:12.37)	(0:12.28)		
2	5	DON'T STOP ME NOW	8	69.0	0:11.17	1:41.72 [2]	1:25.77 [2]	1:14.60 [1]	1:02.78 [1]	0:50.19 [1]	0:37.36 [1]	0:24.79 [1]	0:37.36	+0
		Georgina Cartwright		1400m	1400m	(0:15.95)	(0:11.17)	(0:11.82)	(0:12.59)	(0:12.83)	(0:12.57)	(0:12.37)		
3	1	JEDIAH	1	66.9	0:11.38	1:42.11 [3]	1:25.76 [6]	1:14.38 [6]	1:02.21 [6]	0:49.67 [6]	0:37.01 [6]	0:24.83 [4]	0:37.01	-1
		Paul Hamblin		Overall	1400m	(0:16.35)	(0:11.38)	(0:12.17)	(0:12.54)	(0:12.66)	(0:12.18)	(0:12.05)		
4	8	ON ANY TUESDAY	7	66.4	0:11.51	1:42.16 [4]	1:26.09 [3]	1:14.58 [4]	1:02.55 [4]	0:49.85 [4]	0:37.18 [4]	0:24.95 [3]	0:37.18	+9
		Kyle Wilson-Taylor		Overall	1400m	(0:16.07)	(0:11.51)	(0:12.03)	(0:12.70)	(0:12.67)	(0:12.23)	(0:12.29)		
5	3	NICCONIUM	2	65.3	0:11.33	1:42.38 [5]	1:25.27 [8]	1:13.94 [8]	1:01.83 [8]	0:49.53 [8]	0:37.26 [7]	0:25.06 [5]	0:37.26	+7
		Stacey Callow		Overall	1400m	(0:17.11)	(0:11.33)	(0:12.11)	(0:12.30)	(0:12.27)	(0:12.20)	(0:12.35)		
6	4	VISCOUNT SYDNEY	5	66.5	0:11.45	1:42.66 [6]	1:26.46 [4]	1:15.01 [5]	1:02.85 [5]	0:50.23 [5]	0:37.58 [5]	0:25.08 [7]	0:37.58	+9
		Olivia Webb		Overall	1400m	(0:16.20)	(0:11.45)	(0:12.16)	(0:12.62)	(0:12.65)	(0:12.50)	(0:12.46)		
7	9	TRUSTY ROSICA	6	66.3	0:11.33	1:43.37 [7]	1:26.84 [7]	1:15.51 [7]	1:03.21 [7]	0:50.60 [7]	0:37.91 [8]	0:25.53 [8]	0:37.91	+5
		Les Tilley		Overall	1400m	(0:16.53)	(0:11.33)	(0:12.30)	(0:12.61)	(0:12.69)	(0:12.38)	(0:12.65)		
8	6	TWO TIME GIRL	4	66.4	0:11.32	1:43.79 [8]	1:27.58 [5]	1:16.26 [3]	1:04.26 [3]	0:51.64 [3]	0:38.88 [3]	0:26.31 [6]	0:38.88	-1
		Robbie Downey		Overall	1400m	(0:16.21)	(0:11.32)	(0:12.00)	(0:12.62)	(0:12.76)	(0:12.57)	(0:12.78)		

Scratched: Happy Coffee (#7)



Toowoomba Professional
Race 7: EMPIRE OF JAPAN Maiden Plate - 1625m
18 October 2025 - 20:34



Track Rating: Good 4, Weather: Fine, Rail Position: +3m Entire

Section Field Times				200m 0:12.46 (0:12.46)		Last 600m 0:37.32			
Rank	TAB	Horse/Jockey	Barrier	Top Speed [km/h]	Fastest Section	Margin			Distance Travelled [m]
1	2	MUCHACHO	3	66.5	0:11.29	0:12.46 [1]	1:41.68		0:37.11
		Kenji Yoshida		1400m	1400m	(0:12.46)			
2	5	DON'T STOP ME NOW	8	69.0	0:11.17	0:12.42 [2]	0.18L		0:37.36 +0
		Georgina Cartwright		1400m	1400m	(0:12.42)			
3	1	JEDIAH	1	66.9	0:11.38	0:12.78 [3]	2.48L		0:37.01 -1
		Paul Hamblin		Overall	1400m	(0:12.78)			
4	8	ON ANY TUESDAY	7	66.4	0:11.51	0:12.66 [4]	2.83L		0:37.18 +9
		Kyle Wilson-Taylor		Overall	1400m	(0:12.66)			
5	3	NICCONIUM	2	65.3	0:11.33	0:12.71 [5]	4.1L		0:37.26 +7
		Stacey Callow		Overall	1400m	(0:12.71)			
6	4	VISCOUNT SYDNEY	5	66.5	0:11.45	0:12.62 [6]	5.72L		0:37.58 +9
		Olivia Webb		Overall	1400m	(0:12.62)			
7	9	TRUSTY ROSICA	6	66.3	0:11.33	0:12.88 [8]	9.9L		0:37.91 +5
		Les Tilley		Overall	1400m	(0:12.88)			
8	6	TWO TIME GIRL	4	66.4	0:11.32	0:13.53 [7]	12.41L		0:38.88 -1
		Robbie Downey		Overall	1400m	(0:13.53)			

Scratched: Happy Coffee (#7)



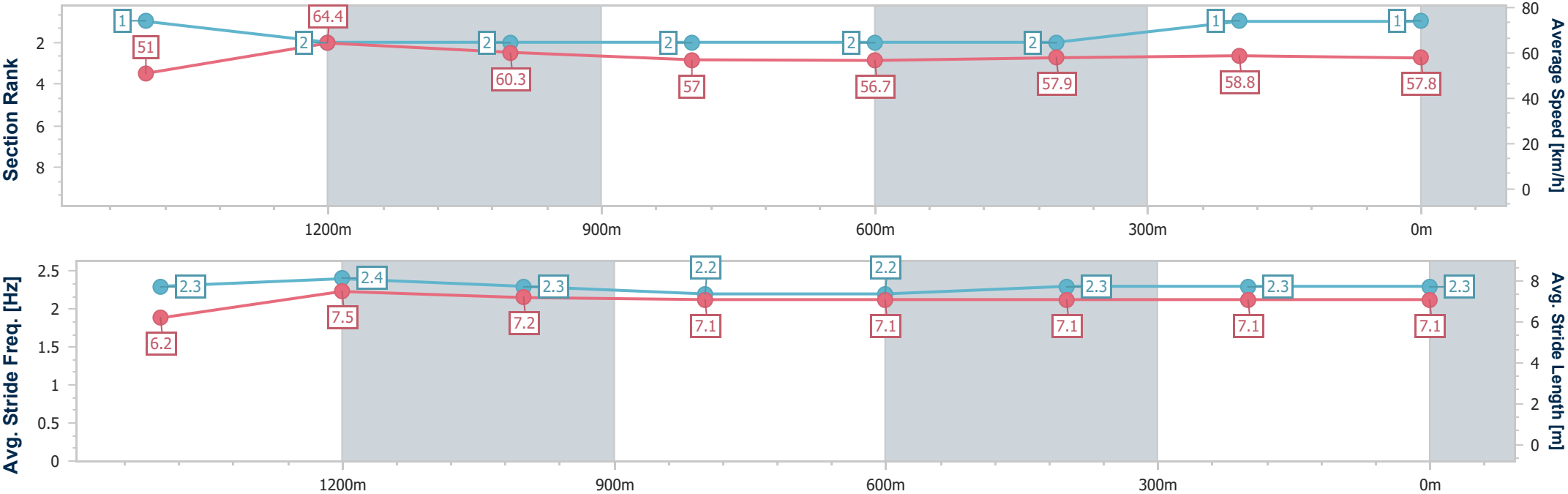
Horse/Jockey Name	Muchacho
Final Rank	1
Fastest Section Time (Section)	0:11.29 (1400m)
Top Speed [km/h] (Section)	66.5 (1400m)
Race State	Finished



ToowoombaProfessional
Race 7: EMPIRE OF JAPAN Maiden Plate - 1625m
18 October 2025 - 20:34
Track Rating: Good 4, Weather: Fine, Rail Position: +3m Entire



Section	Overall	1400m	1200m	1000m	800m	600m	400m	200m					
Section Times	1:41.68 [1] (0:15.93)	1:25.75 [1] (0:11.29)	1:14.46 [2] (0:11.93)	1:02.53 [2] (0:12.69)	0:49.84 [2] (0:12.73)	0:37.11 [2] (0:12.37)	0:24.74 [2] (0:12.28)	0:12.46 [1] (0:12.46)					
Average Speed [km/h]	51.0	64.4	60.3	57.0	56.7	57.9	58.8	57.8					
Top Speed [km/h]	66.0	66.5	61.3	59.2	59.1	59.8	59.7	58.2					
Avg. Dist. to Rail [m]	3.3	1.6	1.9	1.4	0.2	0.6	0.7	0.3					
Avg. Stride Freq. [Hz]	2.3	2.4	2.3	2.2	2.2	2.3	2.3	2.3					
Avg. Stride Length [m]	6.2	7.5	7.2	7.1	7.1	7.1	7.1	7.1					





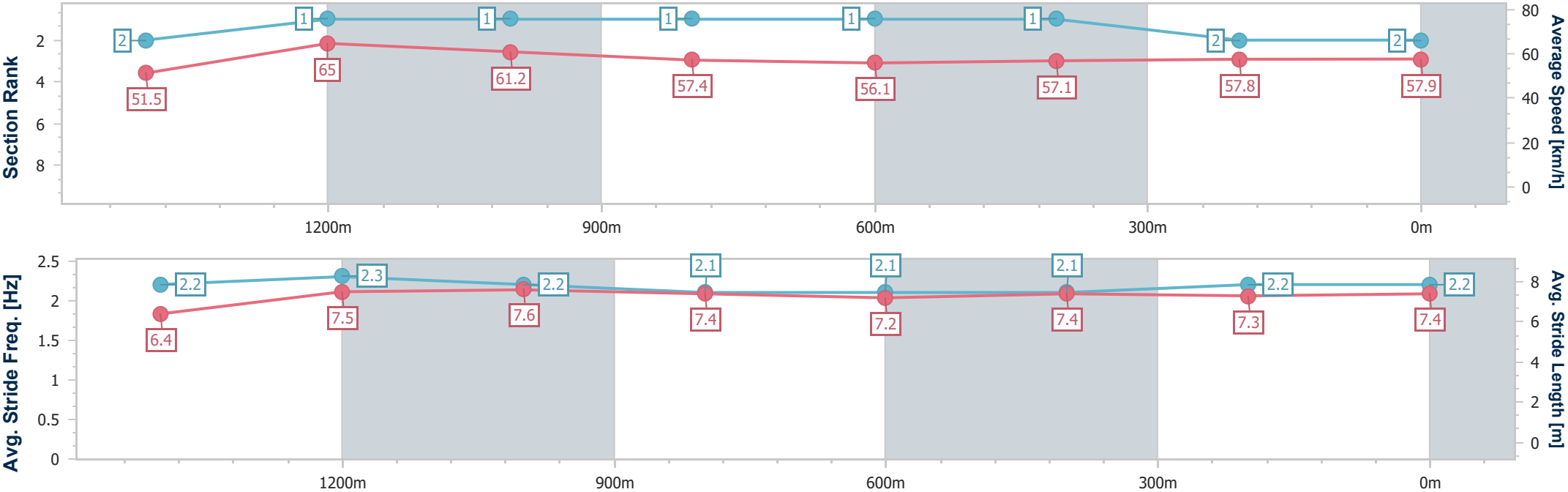
Horse/Jockey Name	Don't Stop Me Now
Final Rank	2
Fastest Section Time (Section)	0:11.17 (1400m)
Top Speed [km/h] (Section)	69.0 (1400m)
Race State	Finished



ToowoombaProfessional
Race 7: EMPIRE OF JAPAN Maiden Plate - 1625m
18 October 2025 - 20:34
Track Rating: Good 4, Weather: Fine, Rail Position: +3m Entire



Section	Overall	1400m	1200m	1000m	800m	600m	400m	200m					
Section Times	1:41.72 [2] (0:15.95)	1:25.77 [2] (0:11.17)	1:14.60 [1] (0:11.82)	1:02.78 [1] (0:12.59)	0:50.19 [1] (0:12.83)	0:37.36 [1] (0:12.57)	0:24.79 [1] (0:12.37)	0:12.42 [2] (0:12.42)					
Average Speed [km/h]	51.5	65.0	61.2	57.4	56.1	57.1	57.8	57.9					
Top Speed [km/h]	68.9	69.0	62.7	58.4	57.2	58.6	58.9	58.4					
Avg. Dist. to Rail [m]	7.2	1.9	1.9	1.0	0.5	1.0	1.4	1.3					
Avg. Stride Freq. [Hz]	2.2	2.3	2.2	2.1	2.1	2.1	2.2	2.2					
Avg. Stride Length [m]	6.4	7.5	7.6	7.4	7.2	7.4	7.3	7.4					





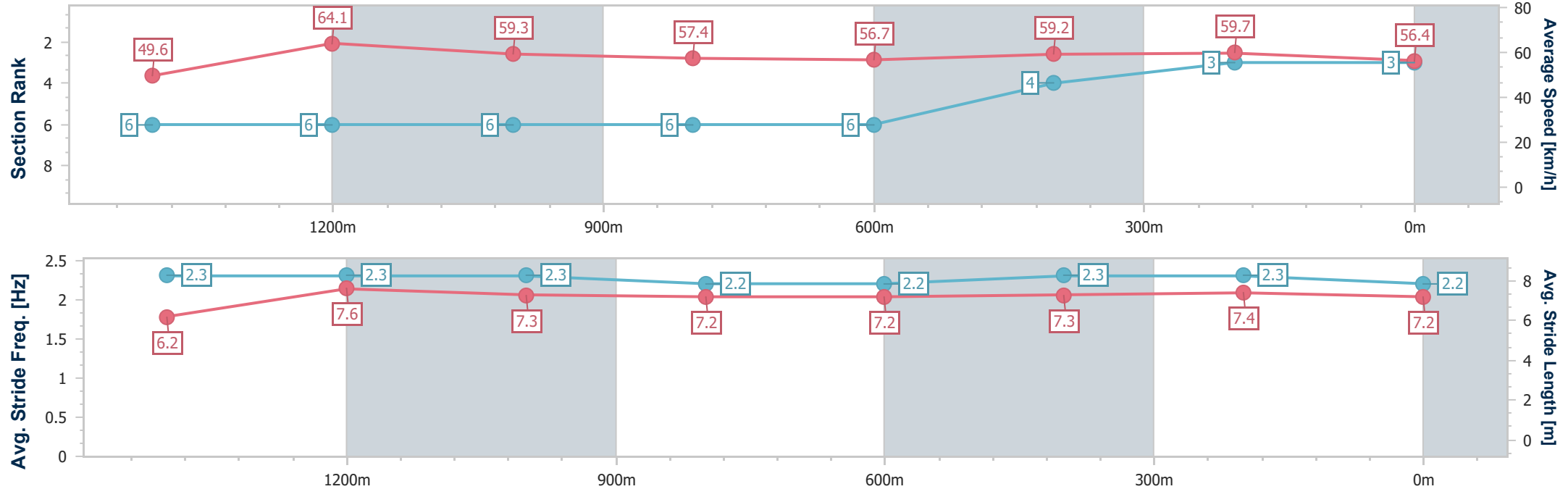
Horse/Jockey Name	Jediah
Final Rank	3
Fastest Section Time (Section)	0:11.38 (1400m)
Top Speed [km/h] (Section)	66.9 (Overall)
Race State	Finished



ToowoombaProfessional
Race 7: EMPIRE OF JAPAN Maiden Plate - 1625m
18 October 2025 - 20:34
Track Rating: Good 4, Weather: Fine, Rail Position: +3m Entire



Section	Overall	1400m	1200m	1000m	800m	600m	400m	200m					
Section Times	1:42.11 [3] (0:16.35)	1:25.76 [6] (0:11.38)	1:14.38 [6] (0:12.17)	1:02.21 [6] (0:12.54)	0:49.67 [6] (0:12.66)	0:37.01 [6] (0:12.18)	0:24.83 [4] (0:12.05)	0:12.78 [3] (0:12.78)					
Average Speed [km/h]	49.6	64.1	59.3	57.4	56.7	59.2	59.7	56.4					
Top Speed [km/h]	66.9	66.5	60.6	59.1	58.9	59.9	60.6	58.1					
Avg. Dist. to Rail [m]	1.8	2.1	2.2	0.5	0.6	0.3	0.8	2.1					
Avg. Stride Freq. [Hz]	2.3	2.3	2.3	2.2	2.2	2.3	2.3	2.2					
Avg. Stride Length [m]	6.2	7.6	7.3	7.2	7.2	7.3	7.4	7.2					



[] Ranking at each section and finish
-.-.- No data available at this section
NA No data available



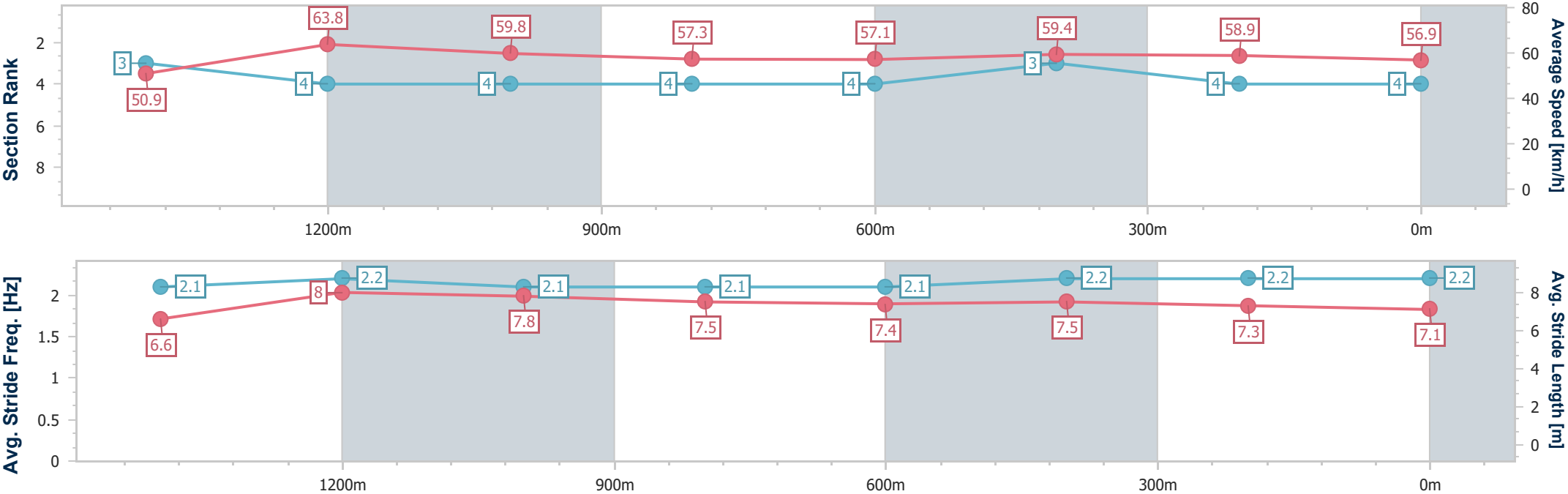
Horse/Jockey Name	On Any Tuesday
Final Rank	4
Fastest Section Time (Section)	0:11.51 (1400m)
Top Speed [km/h] (Section)	66.4 (Overall)
Race State	Finished



ToowoombaProfessional
Race 7: EMPIRE OF JAPAN Maiden Plate - 1625m
18 October 2025 - 20:34
Track Rating: Good 4, Weather: Fine, Rail Position: +3m Entire



Section	Overall	1400m	1200m	1000m	800m	600m	400m	200m					
Section Times	1:42.16 [4] (0:16.07)	1:26.09 [3] (0:11.51)	1:14.58 [4] (0:12.03)	1:02.55 [4] (0:12.70)	0:49.85 [4] (0:12.67)	0:37.18 [4] (0:12.23)	0:24.95 [3] (0:12.29)	0:12.66 [4] (0:12.66)					
Average Speed [km/h]	50.9	63.8	59.8	57.3	57.1	59.4	58.9	56.9					
Top Speed [km/h]	66.4	66.1	61.3	59.1	58.9	59.9	59.7	58.1					
Avg. Dist. to Rail [m]	6.5	3.5	3.5	2.9	1.7	1.6	1.7	2.7					
Avg. Stride Freq. [Hz]	2.1	2.2	2.1	2.1	2.1	2.2	2.2	2.2					
Avg. Stride Length [m]	6.6	8.0	7.8	7.5	7.4	7.5	7.3	7.1					



[] Ranking at each section and finish
-.-.- No data available at this section
NA No data available



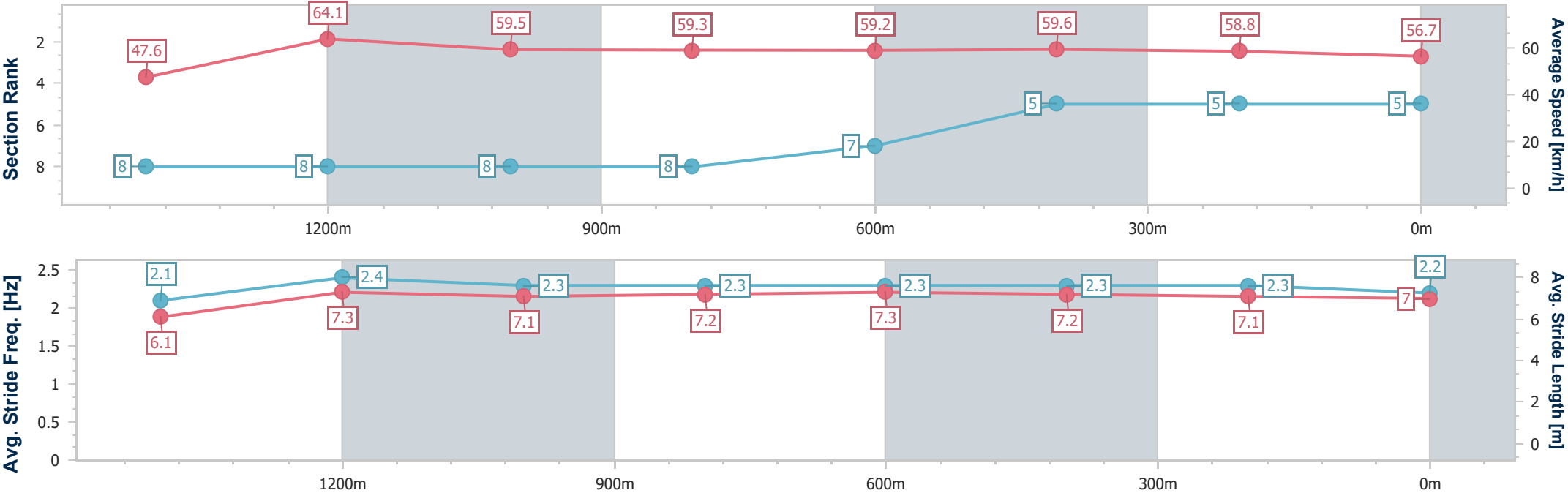
Horse/Jockey Name	Nicconium
Final Rank	5
Fastest Section Time (Section)	0:11.33 (1400m)
Top Speed [km/h] (Section)	65.3 (Overall)
Race State	Finished



ToowoombaProfessional
Race 7: EMPIRE OF JAPAN Maiden Plate - 1625m
18 October 2025 - 20:34
Track Rating: Good 4, Weather: Fine, Rail Position: +3m Entire



Section	Overall	1400m	1200m	1000m	800m	600m	400m	200m					
Section Times	1:42.38 [5] (0:17.11)	1:25.27 [8] (0:11.33)	1:13.94 [8] (0:12.11)	1:01.83 [8] (0:12.30)	0:49.53 [8] (0:12.27)	0:37.26 [7] (0:12.20)	0:25.06 [5] (0:12.35)	0:12.71 [5] (0:12.71)					
Average Speed [km/h]	47.6	64.1	59.5	59.3	59.2	59.6	58.8	56.7					
Top Speed [km/h]	65.3	65.2	62.5	60.7	60.8	61.3	59.9	58.1					
Avg. Dist. to Rail [m]	4.0	1.7	3.5	2.9	2.1	1.9	3.0	4.7					
Avg. Stride Freq. [Hz]	2.1	2.4	2.3	2.3	2.3	2.3	2.3	2.2					
Avg. Stride Length [m]	6.1	7.3	7.1	7.2	7.3	7.2	7.1	7.0					





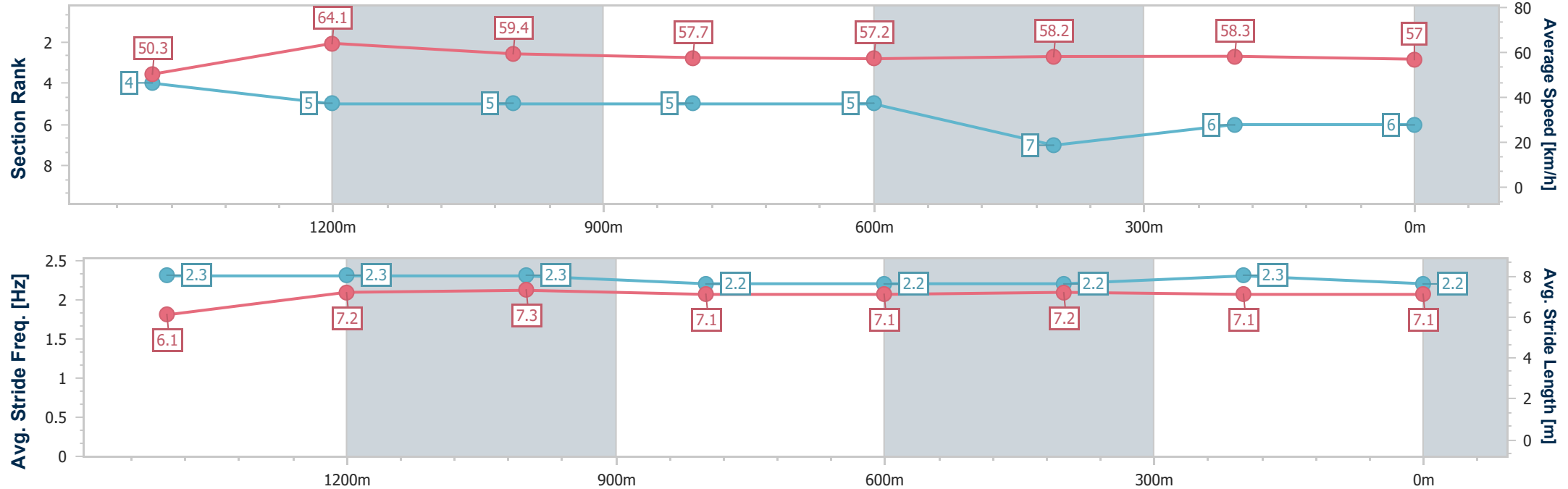
Horse/Jockey Name	Viscount Sydney
Final Rank	6
Fastest Section Time (Section)	0:11.45 (1400m)
Top Speed [km/h] (Section)	66.5 (Overall)
Race State	Finished



ToowoombaProfessional
Race 7: EMPIRE OF JAPAN Maiden Plate - 1625m
18 October 2025 - 20:34
Track Rating: Good 4, Weather: Fine, Rail Position: +3m Entire



Section	Overall	1400m	1200m	1000m	800m	600m	400m	200m					
Section Times	1:42.66 [6] (0:16.20)	1:26.46 [4] (0:11.45)	1:15.01 [5] (0:12.16)	1:02.85 [5] (0:12.62)	0:50.23 [5] (0:12.65)	0:37.58 [5] (0:12.50)	0:25.08 [7] (0:12.46)	0:12.62 [6] (0:12.62)					
Average Speed [km/h]	50.3	64.1	59.4	57.7	57.2	58.2	58.3	57.0					
Top Speed [km/h]	66.5	66.4	61.6	58.8	58.7	58.9	59.0	58.0					
Avg. Dist. to Rail [m]	5.0	3.6	3.6	2.7	1.6	2.1	2.2	2.4					
Avg. Stride Freq. [Hz]	2.3	2.3	2.3	2.2	2.2	2.2	2.3	2.2					
Avg. Stride Length [m]	6.1	7.2	7.3	7.1	7.1	7.2	7.1	7.1					





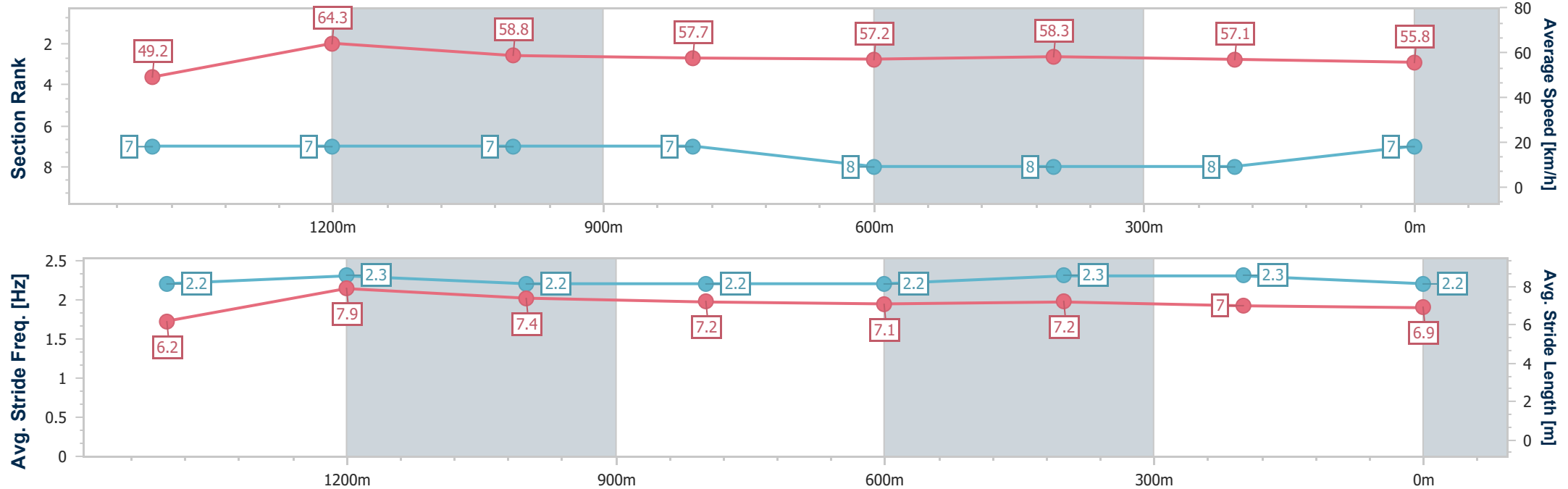
Horse/Jockey Name	Trusty Rosica
Final Rank	7
Fastest Section Time (Section)	0:11.33 (1400m)
Top Speed [km/h] (Section)	66.3 (Overall)
Race State	Finished



ToowoombaProfessional
Race 7: EMPIRE OF JAPAN Maiden Plate - 1625m
18 October 2025 - 20:34
Track Rating: Good 4, Weather: Fine, Rail Position: +3m Entire



Section	Overall	1400m	1200m	1000m	800m	600m	400m	200m					
Section Times	1:43.37 [7] (0:16.53)	1:26.84 [7] (0:11.33)	1:15.51 [7] (0:12.30)	1:03.21 [7] (0:12.61)	0:50.60 [7] (0:12.69)	0:37.91 [8] (0:12.38)	0:25.53 [8] (0:12.65)	0:12.88 [8] (0:12.88)					
Average Speed [km/h]	49.2	64.3	58.8	57.7	57.2	58.3	57.1	55.8					
Top Speed [km/h]	66.3	66.1	60.7	59.0	57.8	59.6	58.5	56.8					
Avg. Dist. to Rail [m]	4.3	2.1	4.0	3.1	1.6	1.1	0.9	2.0					
Avg. Stride Freq. [Hz]	2.2	2.3	2.2	2.2	2.2	2.3	2.3	2.2					
Avg. Stride Length [m]	6.2	7.9	7.4	7.2	7.1	7.2	7.0	6.9					



[] Ranking at each section and finish
- - - - - No data available at this section
NA No data available



Horse/Jockey Name	Two Time Girl
Final Rank	8
Fastest Section Time (Section)	0:11.32 (1400m)
Top Speed [km/h] (Section)	66.4 (Overall)
Race State	Finished



ToowoombaProfessional
Race 7: EMPIRE OF JAPAN Maiden Plate - 1625m
18 October 2025 - 20:34
Track Rating: Good 4, Weather: Fine, Rail Position: +3m Entire



Section	Overall	1400m	1200m	1000m	800m	600m	400m	200m					
Section Times	1:43.79 [8] (0:16.21)	1:27.58 [5] (0:11.32)	1:16.26 [3] (0:12.00)	1:04.26 [3] (0:12.62)	0:51.64 [3] (0:12.76)	0:38.88 [3] (0:12.57)	0:26.31 [6] (0:12.78)	0:13.53 [7] (0:13.53)					
Average Speed [km/h]	50.1	63.7	60.1	57.3	56.6	57.4	56.3	53.1					
Top Speed [km/h]	66.4	65.9	61.6	59.6	57.5	58.8	56.9	55.0					
Avg. Dist. to Rail [m]	2.8	0.9	1.9	0.7	1.0	0.5	0.5	0.7					
Avg. Stride Freq. [Hz]	2.2	2.3	2.3	2.2	2.2	2.3	2.3	2.2					
Avg. Stride Length [m]	6.2	7.3	7.1	7.2	7.0	6.9	6.8	6.7					

