



Townsville Professional

Race 1: Ladbrokes Form Genius Maiden Plate - 1400m

21 October 2025 - 13:45



Track Rating: Good 4, Weather: Fine, Rail Position: +4m 1000m-W/Post, +3m

Section		Overall				1200m	1000m	800m	600m	400m	Last 600m	
Field Times		1:23.82				1:09.48	0:58.17	0:46.24	0:34.77	0:23.47	0:34.77	
		(0:14.34)				(0:11.31)	(0:11.93)	(0:11.47)	(0:11.30)	(0:11.42)		
Rank	TAB	Horse/Jockey	Barrier	Top Speed [km/h]	Fastest Section							Distance Travelled [m]
1	1	ELLIS BEACH	4	65.2	0:11.30	1:23.82 [1]	1:09.43 [2]	0:58.06 [2]	0:46.24 [1]	0:34.77 [1]	0:23.47 [1]	0:34.77
		Aidan Holt		600m	600m	(0:14.39)	(0:11.37)	(0:11.82)	(0:11.47)	(0:11.30)	(0:11.42)	
2	2	NATIONAL GOAL	6	65.5	0:11.43	1:24.68 [2]	1:10.24 [4]	0:58.71 [4]	0:46.61 [5]	0:35.18 [5]	0:23.64 [6]	0:35.18 +13
		Ivo Fry		800m	800m	(0:14.44)	(0:11.53)	(0:12.10)	(0:11.43)	(0:11.54)	(0:11.52)	
3	4	THE GENERAL TALKS	5	65.5	0:11.38	1:24.77 [3]	1:10.21 [5]	0:58.62 [6]	0:46.55 [6]	0:35.11 [6]	0:23.73 [5]	0:35.11 +1
		Adam Sewell		600m	600m	(0:14.56)	(0:11.59)	(0:12.07)	(0:11.44)	(0:11.38)	(0:11.51)	
4	3	SUPEEDO GONZALES	1	66.1	0:11.03	1:24.78 [4]	1:08.51 [7]	0:57.48 [7]	0:46.07 [7]	0:34.98 [7]	0:23.57 [7]	0:34.98 -2
		Lacey Morrison		1200m	1200m	(0:16.27)	(0:11.03)	(0:11.41)	(0:11.09)	(0:11.41)	(0:11.52)	
5	6	CALAMARIS	7	66.2	0:11.31	1:24.90 [5]	1:10.56 [1]	0:59.25 [1]	0:47.30 [2]	0:35.73 [2]	0:24.28 [2]	0:35.73 +10
		Graham Kliese		Overall	1200m	(0:14.34)	(0:11.31)	(0:11.95)	(0:11.57)	(0:11.45)	(0:11.76)	
6	5	BREECHES	3	65.4	0:11.25	1:24.96 [6]	1:10.34 [6]	0:58.87 [5]	0:46.90 [4]	0:35.55 [4]	0:24.30 [3]	0:35.55 +2
		Olivia Kendal		600m	600m	(0:14.62)	(0:11.47)	(0:11.97)	(0:11.35)	(0:11.25)	(0:11.72)	
7	7	MISS COMANECI	2	64.0	0:11.36	1:25.92 [7]	1:11.49 [3]	1:00.13 [3]	0:48.16 [3]	0:36.61 [3]	0:24.93 [4]	0:36.61 +2
		Nikki Olzard		1200m	1200m	(0:14.43)	(0:11.36)	(0:11.97)	(0:11.55)	(0:11.68)	(0:12.03)	

Scratched: The Kobay Train (#8)



Townsville Professional

Race 1: Ladbrokes Form Genius Maiden Plate - 1400m

21 October 2025 - 13:45



Track Rating: Good 4, Weather: Fine, Rail Position: +4m 1000m-W/Post, +3m

Section		Field Times		200m		Last 600m			
				0:12.05 (0:12.05)		0:34.77			
Rank	TAB	Horse/Jockey	Barrier	Top Speed [km/h]	Fastest Section	Margin			Distance Travelled [m]
1	1	ELLIS BEACH	4	65.2	0:11.30	0:12.05 [1]	1:23.82		0:34.77
		Aidan Holt		600m	600m	(0:12.05)			
2	2	NATIONAL GOAL	6	65.5	0:11.43	0:12.12 [5]	5.03L		0:35.18 +13
		Ivo Fry		800m	800m	(0:12.12)			
3	4	THE GENERAL TALKS	5	65.5	0:11.38	0:12.22 [4]	5.59L		0:35.11 +1
		Adam Sewell		600m	600m	(0:12.22)			
4	3	SUPEEDO GONZALES	1	66.1	0:11.03	0:12.05 [6]	5.64L		0:34.98 -2
		Lacey Morrison		1200m	1200m	(0:12.05)			
5	6	CALAMARIS	7	66.2	0:11.31	0:12.52 [3]	6.33L		0:35.73 +10
		Graham Kliese		Overall	1200m	(0:12.52)			
6	5	BREECHES	3	65.4	0:11.25	0:12.58 [2]	6.67L		0:35.55 +2
		Olivia Kendal		600m	600m	(0:12.58)			
7	7	MISS COMANECI	2	64.0	0:11.36	0:12.90 [7]	12.34L		0:36.61 +2
		Nikki Olzard		1200m	1200m	(0:12.90)			

Scratched: The Kobay Train (#8)



Horse/Jockey Name	Ellis Beach
Final Rank	1
Fastest Section Time (Section)	0:11.30 (600m)
Top Speed [km/h] (Section)	65.2 (600m)
Race State	Finished



TownsvilleProfessional

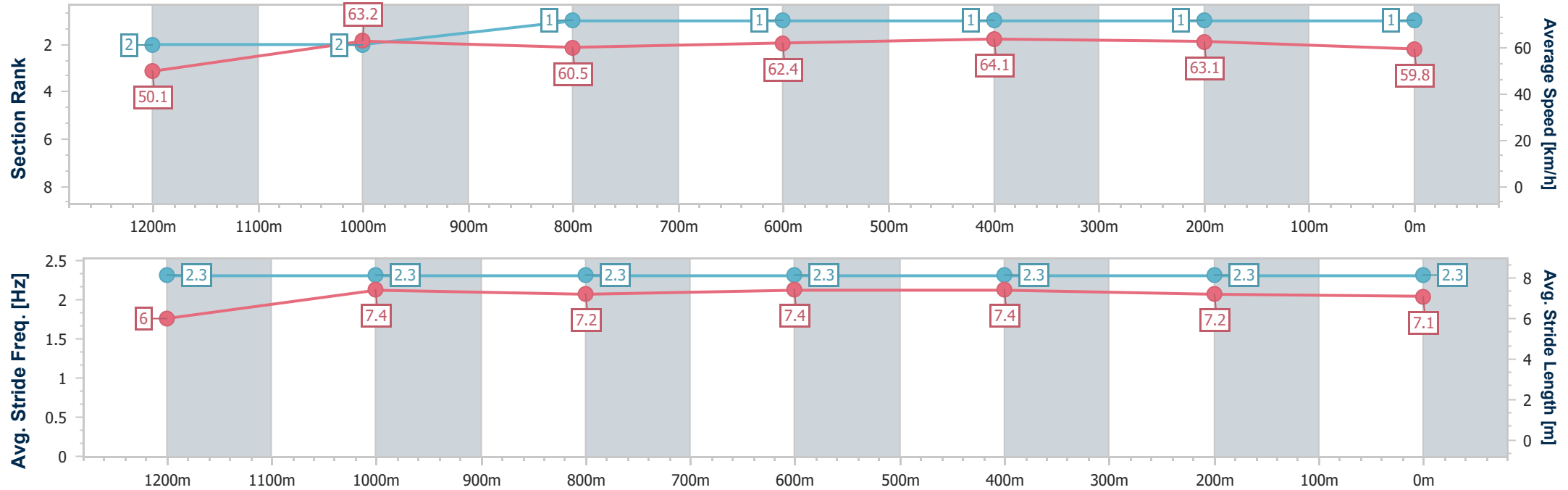
Race 1: Ladbrokes Form Genius Maiden Plate - 1400m

21 October 2025 - 13:45

Track Rating: Good 4, Weather: Fine, Rail Position: +4m 1000m-
W/Post, +3m



Section	Overall	1200m	1000m	800m	600m	400m	200m						
Section Times	1:23.82 [1] (0:14.39)	1:09.43 [2] (0:11.37)	0:58.06 [2] (0:11.82)	0:46.24 [1] (0:11.47)	0:34.77 [1] (0:11.30)	0:23.47 [1] (0:11.42)	0:12.05 [1] (0:12.05)						
Average Speed [km/h]	50.1	63.2	60.5	62.4	64.1	63.1	59.8						
Top Speed [km/h]	64.6	65.2	61.8	64.1	65.2	64.4	61.2						
Avg. Dist. to Rail [m]	4.1	0.8	1.6	1.3	1.5	1.4	1.6						
Avg. Stride Freq. [Hz]	2.3	2.3	2.3	2.3	2.3	2.3	2.3						
Avg. Stride Length [m]	6.0	7.4	7.2	7.4	7.4	7.2	7.1						





Horse/Jockey Name	National Goal
Final Rank	2
Fastest Section Time (Section)	0:11.43 (800m)
Top Speed [km/h] (Section)	65.5 (800m)
Race State	Finished



TownsvilleProfessional

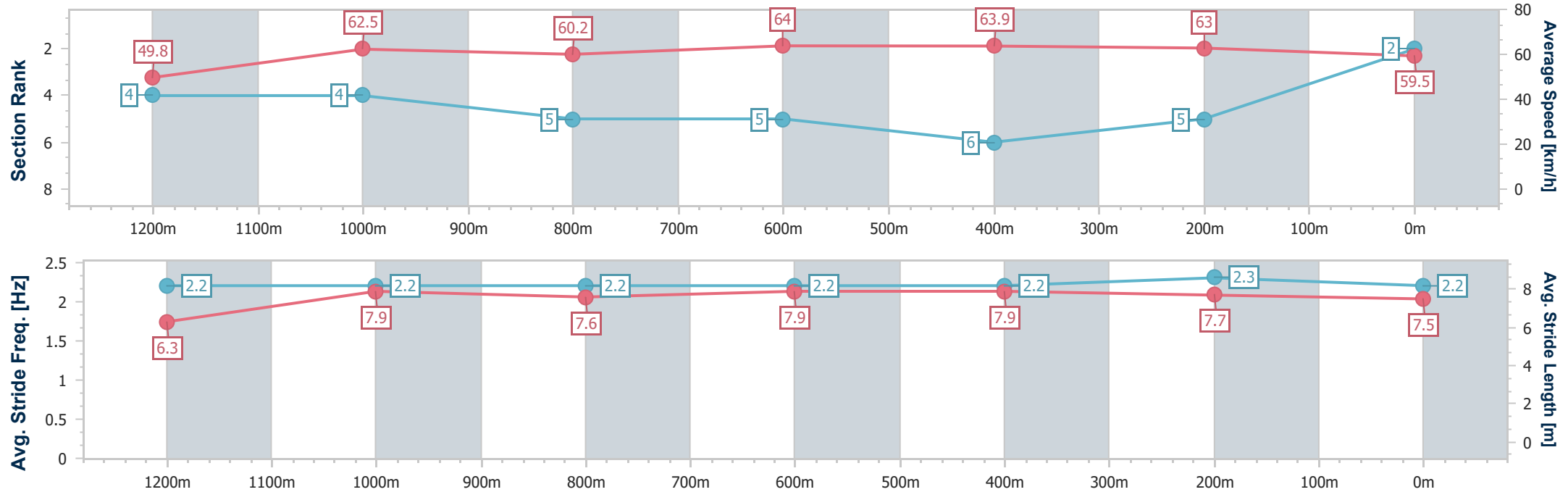
Race 1: Ladbrokes Form Genius Maiden Plate - 1400m

21 October 2025 - 13:45

Track Rating: Good 4, Weather: Fine, Rail Position: +4m 1000m-
W/Post, +3m



Section	Overall	1200m	1000m	800m	600m	400m	200m						
Section Times	1:24.68 [2] (0:14.44)	1:10.24 [4] (0:11.53)	0:58.71 [4] (0:12.10)	0:46.61 [5] (0:11.43)	0:35.18 [5] (0:11.54)	0:23.64 [6] (0:11.52)	0:12.12 [5] (0:12.12)						
Average Speed [km/h]	49.8	62.5	60.2	64.0	63.9	63.0	59.5						
Top Speed [km/h]	64.3	63.3	64.6	65.5	64.5	63.8	63.2						
Avg. Dist. to Rail [m]	6.3	0.5	2.4	3.5	4.6	4.8	5.7						
Avg. Stride Freq. [Hz]	2.2	2.2	2.2	2.2	2.2	2.3	2.2						
Avg. Stride Length [m]	6.3	7.9	7.6	7.9	7.9	7.7	7.5						





Horse/Jockey Name	The General Talks
Final Rank	3
Fastest Section Time (Section)	0:11.38 (600m)
Top Speed [km/h] (Section)	65.5 (600m)
Race State	Finished



TownsvilleProfessional

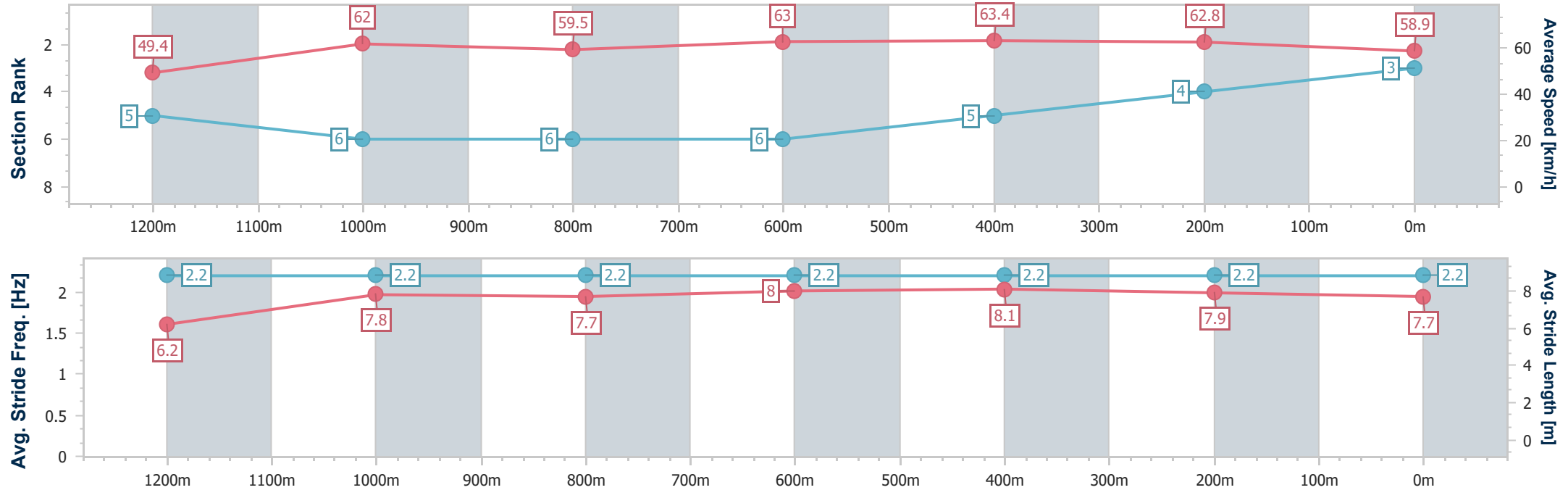
Race 1: Ladbrokes Form Genius Maiden Plate - 1400m

21 October 2025 - 13:45

Track Rating: Good 4, Weather: Fine, Rail Position: +4m 1000m-
W/Post, +3m



Section	Overall	1200m	1000m	800m	600m	400m	200m						
Section Times	1:24.77 [3] (0:14.56)	1:10.21 [5] (0:11.59)	0:58.62 [6] (0:12.07)	0:46.55 [6] (0:11.44)	0:35.11 [6] (0:11.38)	0:23.73 [5] (0:11.51)	0:12.22 [4] (0:12.22)						
Average Speed [km/h]	49.4	62.0	59.5	63.0	63.4	62.8	58.9						
Top Speed [km/h]	63.1	62.5	62.8	63.7	65.5	64.5	61.7						
Avg. Dist. to Rail [m]	4.1	0.9	0.7	0.3	1.1	1.2	0.9						
Avg. Stride Freq. [Hz]	2.2	2.2	2.2	2.2	2.2	2.2	2.2						
Avg. Stride Length [m]	6.2	7.8	7.7	8.0	8.1	7.9	7.7						





Horse/Jockey Name	Supeedo Gonzales
Final Rank	4
Fastest Section Time (Section)	0:11.03 (1200m)
Top Speed [km/h] (Section)	66.1 (1200m)
Race State	Finished



TownsvilleProfessional

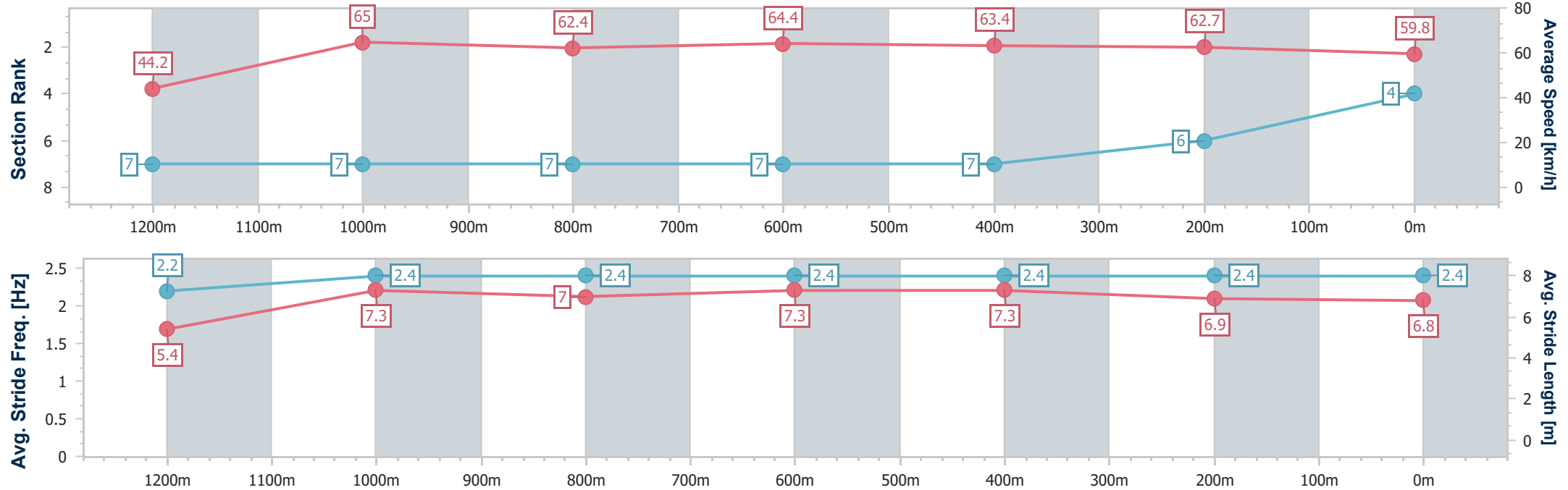
Race 1: Ladbrokes Form Genius Maiden Plate - 1400m

21 October 2025 - 13:45

Track Rating: Good 4, Weather: Fine, Rail Position: +4m 1000m-
W/Post, +3m



Section	Overall	1200m	1000m	800m	600m	400m	200m							
Section Times	1:24.78 [4] (0:16.27)	1:08.51 [7] (0:11.03)	0:57.48 [7] (0:11.41)	0:46.07 [7] (0:11.09)	0:34.98 [7] (0:11.41)	0:23.57 [7] (0:11.52)	0:12.05 [6] (0:12.05)							
Average Speed [km/h]	44.2	65.0	62.4	64.4	63.4	62.7	59.8							
Top Speed [km/h]	63.0	66.1	65.7	65.0	64.9	64.3	62.2							
Avg. Dist. to Rail [m]	3.1	0.9	2.3	1.7	0.9	4.1	6.7							
Avg. Stride Freq. [Hz]	2.2	2.4	2.4	2.4	2.4	2.4	2.4							
Avg. Stride Length [m]	5.4	7.3	7.0	7.3	7.3	6.9	6.8							



[] Ranking at each section and finish
-.-.- No data available at this section
NA No data available



Horse/Jockey Name	Calamaris
Final Rank	5
Fastest Section Time (Section)	0:11.31 (1200m)
Top Speed [km/h] (Section)	66.2 (Overall)
Race State	Finished



TownsvilleProfessional

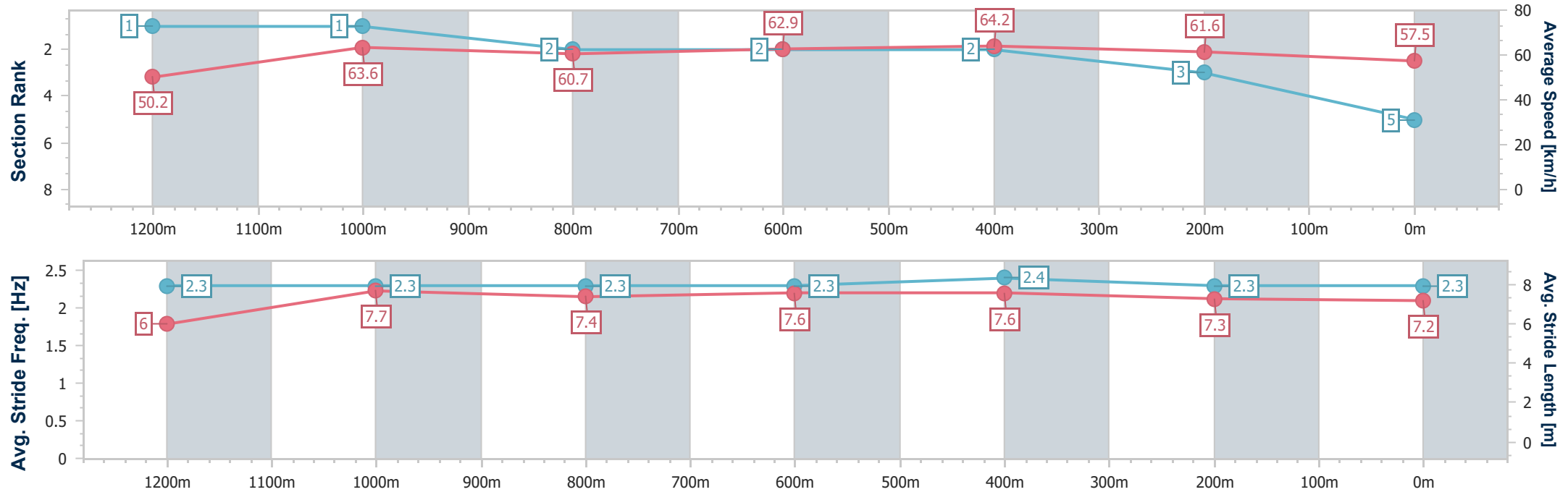
Race 1: Ladbrokes Form Genius Maiden Plate - 1400m

21 October 2025 - 13:45

Track Rating: Good 4, Weather: Fine, Rail Position: +4m 1000m-
W/Post, +3m



Section	Overall	1200m	1000m	800m	600m	400m	200m						
Section Times	1:24.90 [5] (0:14.34)	1:10.56 [1] (0:11.31)	0:59.25 [1] (0:11.95)	0:47.30 [2] (0:11.57)	0:35.73 [2] (0:11.45)	0:24.28 [2] (0:11.76)	0:12.52 [3] (0:12.52)						
Average Speed [km/h]	50.2	63.6	60.7	62.9	64.2	61.6	57.5						
Top Speed [km/h]	66.2	64.5	62.6	64.1	65.4	64.1	60.5						
Avg. Dist. to Rail [m]	5.9	0.6	1.9	2.5	4.0	3.3	0.6						
Avg. Stride Freq. [Hz]	2.3	2.3	2.3	2.3	2.4	2.3	2.3						
Avg. Stride Length [m]	6.0	7.7	7.4	7.6	7.6	7.3	7.2						





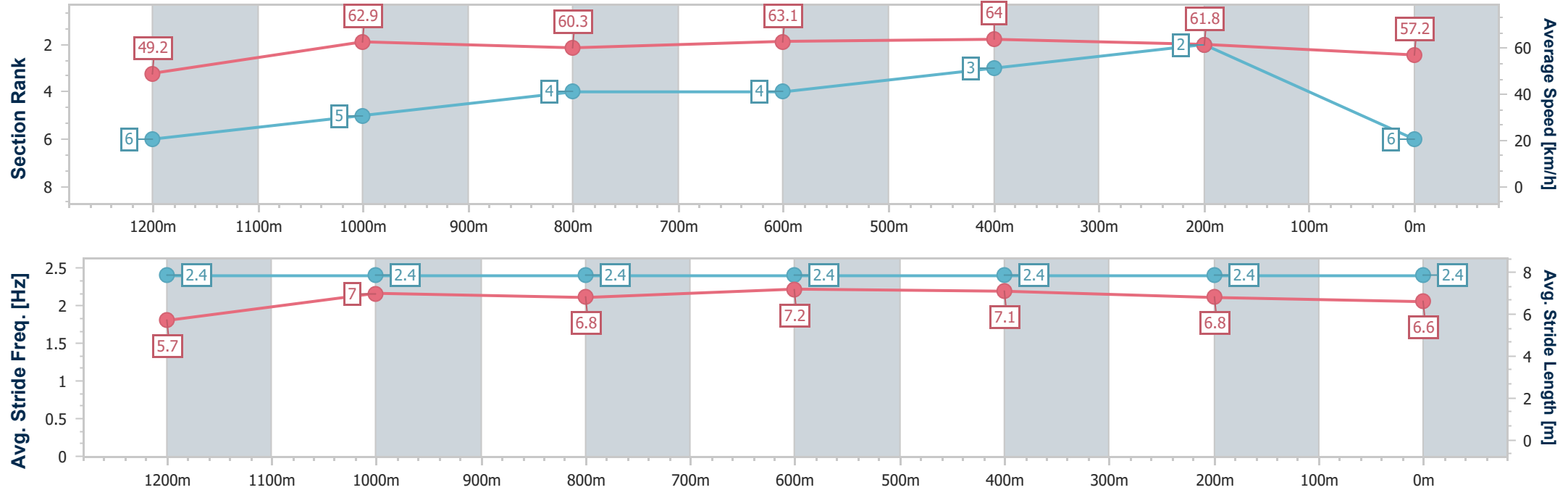
Horse/Jockey Name	Breeches
Final Rank	6
Fastest Section Time (Section)	0:11.25 (600m)
Top Speed [km/h] (Section)	65.4 (600m)
Race State	Finished



TownsvilleProfessional
Race 1: Ladbrokes Form Genius Maiden Plate - 1400m
21 October 2025 - 13:45
Track Rating: Good 4, Weather: Fine, Rail Position: +4m 1000m-
W/Post, +3m



Section	Overall	1200m	1000m	800m	600m	400m	200m						
Section Times	1:24.96 [6] (0:14.62)	1:10.34 [6] (0:11.47)	0:58.87 [5] (0:11.97)	0:46.90 [4] (0:11.35)	0:35.55 [4] (0:11.25)	0:24.30 [3] (0:11.72)	0:12.58 [2] (0:12.58)						
Average Speed [km/h]	49.2	62.9	60.3	63.1	64.0	61.8	57.2						
Top Speed [km/h]	65.3	64.3	63.5	63.8	65.4	62.6	61.0						
Avg. Dist. to Rail [m]	5.0	2.0	0.7	1.1	0.7	3.9	4.3						
Avg. Stride Freq. [Hz]	2.4	2.4	2.4	2.4	2.4	2.4	2.4						
Avg. Stride Length [m]	5.7	7.0	6.8	7.2	7.1	6.8	6.6						





Horse/Jockey Name	Miss Comaneci
Final Rank	7
Fastest Section Time (Section)	0:11.36 (1200m)
Top Speed [km/h] (Section)	64.0 (1200m)
Race State	Finished



TownsvilleProfessional

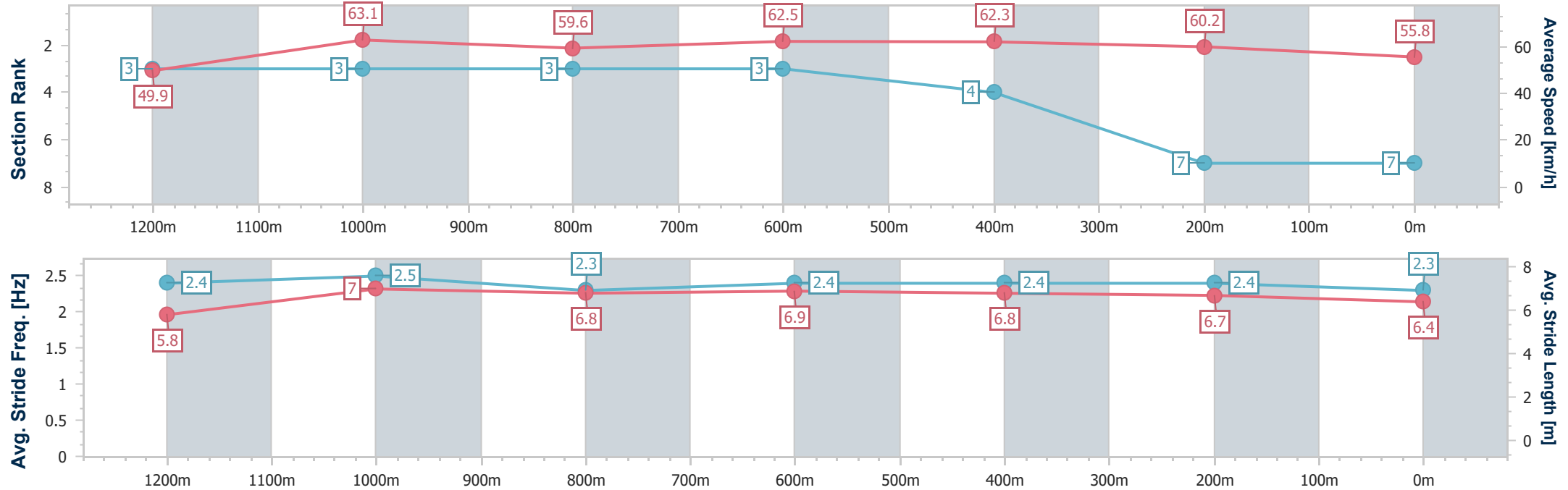
Race 1: Ladbrokes Form Genius Maiden Plate - 1400m

21 October 2025 - 13:45

Track Rating: Good 4, Weather: Fine, Rail Position: +4m 1000m-
W/Post, +3m



Section	Overall	1200m	1000m	800m	600m	400m	200m						
Section Times	1:25.92 [7] (0:14.43)	1:11.49 [3] (0:11.36)	1:00.13 [3] (0:11.97)	0:48.16 [3] (0:11.55)	0:36.61 [3] (0:11.68)	0:24.93 [4] (0:12.03)	0:12.90 [7] (0:12.90)						
Average Speed [km/h]	49.9	63.1	59.6	62.5	62.3	60.2	55.8						
Top Speed [km/h]	63.8	64.0	62.8	62.9	63.1	61.4	58.8						
Avg. Dist. to Rail [m]	1.8	2.6	1.6	0.8	2.3	3.0	2.8						
Avg. Stride Freq. [Hz]	2.4	2.5	2.3	2.4	2.4	2.4	2.3						
Avg. Stride Length [m]	5.8	7.0	6.8	6.9	6.8	6.7	6.4						





TownsvilleProfessional

Race 2: Ladbrokes Mates Mode Pots Handicap - 1400m

21 October 2025 - 14:20



Track Rating: Good 4, Weather: Fine, Rail Position: +4m 1000m-W/Post, +3m

Section						Overall	1200m	1000m	800m	600m	400m	Last 600m	
Field Times						1:22.12 (0:14.28)	1:07.84 (0:10.76)	0:57.08 (0:11.03)	0:46.05 (0:11.02)	0:35.03 (0:11.11)	0:23.92 (0:11.50)	0:00.00	
Rank	TAB	Horse/Jockey	Barrier	Top Speed [km/h]	Fastest Section								Distance Travelled [m]
1	2	NORTHERN PRIDE	5	Data was not able to be tracked for this horse									
		Aidan Holt											
2	1	ACROPHOBIC	2	67.1	0:10.89	1:22.12 [2]	1:07.37 [4]	0:56.48 [4]	0:45.53 [4]	0:34.48 [5]	0:23.46 [4]	0:34.48	--
		Ashley Butler		800m	1200m	(0:14.75)	(0:10.89)	(0:10.95)	(0:11.05)	(0:11.02)	(0:11.37)		
3	3	FODOR	1	67.7	0:10.76	1:22.50 [3]	1:08.22 [1]	0:57.46 [1]	0:46.43 [1]	0:35.41 [1]	0:24.30 [1]	0:35.41	--
		Ryan Wiggins		800m	1200m	(0:14.28)	(0:10.76)	(0:11.03)	(0:11.02)	(0:11.11)	(0:11.50)		
4	4	DILLINGER	6	68.3	0:10.64	1:22.61 [4]	1:08.00 [2]	0:57.36 [2]	0:46.23 [2]	0:35.23 [2]	0:24.21 [2]	0:35.23	--
		Ivo Fry		1200m	1200m	(0:14.61)	(0:10.64)	(0:11.13)	(0:11.00)	(0:11.02)	(0:11.68)		
5	5	BRASCO	4	67.7	0:10.77	1:22.65 [5]	1:07.48 [5]	0:56.68 [5]	0:45.91 [5]	0:35.02 [4]	0:23.95 [5]	0:35.02	--
		Nikki Olzard		800m	1000m	(0:15.17)	(0:10.80)	(0:10.77)	(0:10.89)	(0:11.07)	(0:11.50)		
6	6	HIGHER LOVE	3	67.2	0:10.86	1:23.17 [6]	1:08.48 [3]	0:57.62 [3]	0:46.70 [3]	0:35.78 [3]	0:24.55 [3]	0:35.78	--
		Denicious Smith		600m	1200m	(0:14.69)	(0:10.86)	(0:10.92)	(0:10.92)	(0:11.23)	(0:11.80)		



Townsville Professional

Race 2: Ladbrokes Mates Mode Pots Handicap - 1400m

21 October 2025 - 14:20



Track Rating: Good 4, Weather: Fine, Rail Position: +4m 1000m-W/Post, +3m

Section Field Times				200m 0:12.42 (0:12.42)				Last 600m 0:00.00	
Rank	TAB	Horse/Jockey	Barrier	Top Speed [km/h]	Fastest Section	Margin	Margin		Distance Travelled [m]
1	2	NORTHERN PRIDE Aidan Holt	5	Data was not able to be tracked for this horse		-:--:--	1:21.83	-:--:--	----.-
2	1	ACROPHOBIC Ashley Butler	2	67.1 800m	0:10.89 1200m	0:12.09 [2] (0:12.09)	1.69L	0:34.48	--
3	3	FODOR Ryan Wiggins	1	67.7 800m	0:10.76 1200m	0:12.80 [1] (0:12.80)	3.95L	0:35.41	--
4	4	DILLINGER Ivo Fry	6	68.3 1200m	0:10.64 1200m	0:12.53 [3] (0:12.53)	4.6L	0:35.23	--
5	5	BRASCO Nikki Olzard	4	67.7 800m	0:10.77 1000m	0:12.45 [4] (0:12.45)	4.82L	0:35.02	--
6	6	HIGHER LOVE Denicious Smith	3	67.2 600m	0:10.86 1200m	0:12.75 [5] (0:12.75)	7.86L	0:35.78	--



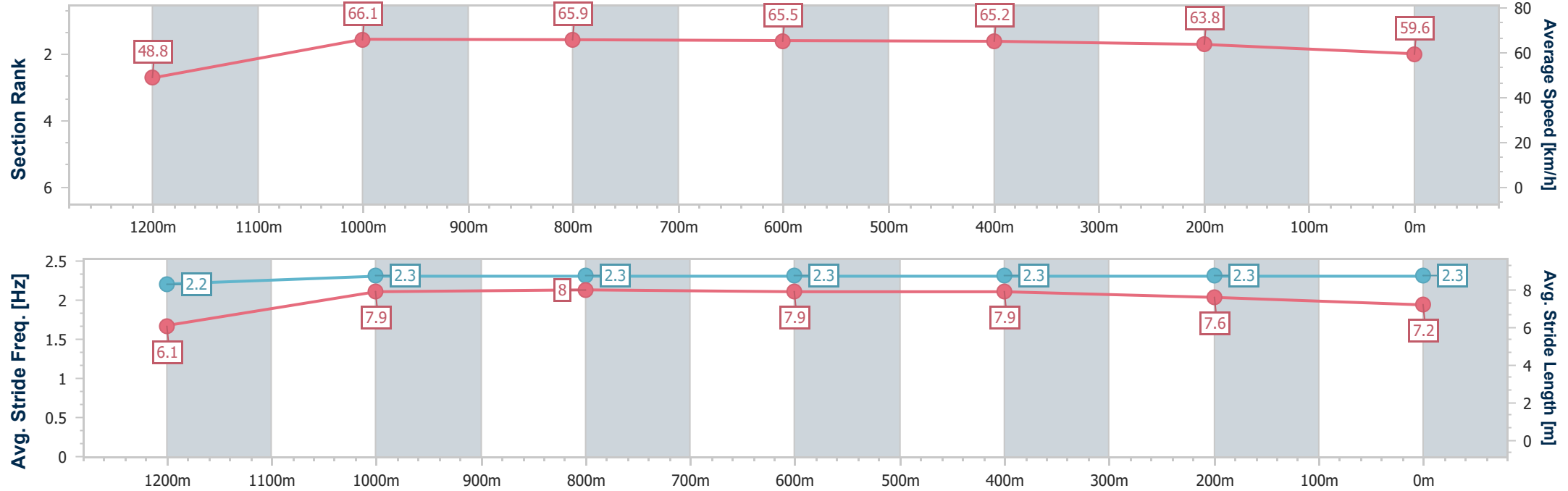
Horse/Jockey Name	Acrophobic
Final Rank	2
Fastest Section Time (Section)	0:10.89 (1200m)
Top Speed [km/h] (Section)	67.1 (800m)
Race State	Finished



TownsvilleProfessional
Race 2: Ladbrokes Mates Mode Pots Handicap - 1400m
21 October 2025 - 14:20
Track Rating: Good 4, Weather: Fine, Rail Position: +4m 1000m-
W/Post, +3m



Section	Overall	1200m	1000m	800m	600m	400m	200m						
Section Times	1:22.12 [2] (0:14.75)	1:07.37 [4] (0:10.89)	0:56.48 [4] (0:10.95)	0:45.53 [4] (0:11.05)	0:34.48 [5] (0:11.02)	0:23.46 [4] (0:11.37)	0:12.09 [2] (0:12.09)						
Average Speed [km/h]	48.8	66.1	65.9	65.5	65.2	63.8	59.6						
Top Speed [km/h]	66.6	66.6	66.3	67.1	66.5	64.5	62.3						
Avg. Dist. to Rail [m]	2.5	1.4	1.6	1.3	0.4	3.7	3.2						
Avg. Stride Freq. [Hz]	2.2	2.3	2.3	2.3	2.3	2.3	2.3						
Avg. Stride Length [m]	6.1	7.9	8.0	7.9	7.9	7.6	7.2						





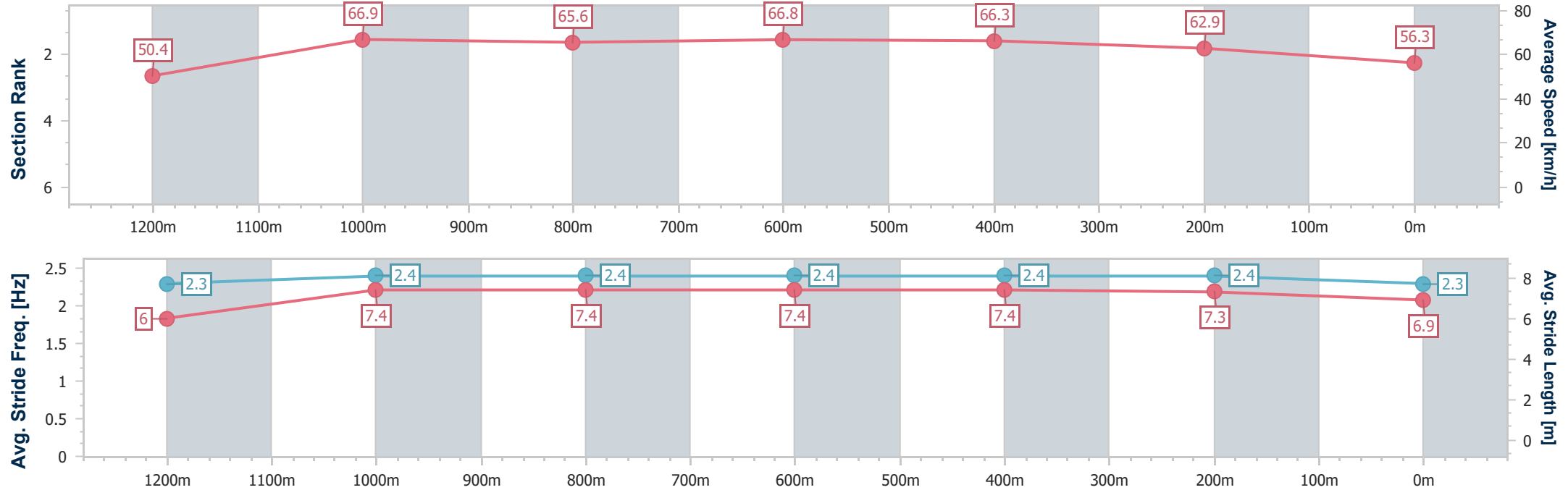
Horse/Jockey Name	Fodor
Final Rank	3
Fastest Section Time (Section)	0:10.76 (1200m)
Top Speed [km/h] (Section)	67.7 (800m)
Race State	Finished



TownsvilleProfessional
Race 2: Ladbroke's Mares Mode Pots Handicap - 1400m
21 October 2025 - 14:20
Track Rating: Good 4, Weather: Fine, Rail Position: +4m 1000m-
W/Post, +3m



Section	Overall	1200m	1000m	800m	600m	400m	200m						
Section Times	1:22.50 [3] (0:14.28)	1:08.22 [1] (0:10.76)	0:57.46 [1] (0:11.03)	0:46.43 [1] (0:11.02)	0:35.41 [1] (0:11.11)	0:24.30 [1] (0:11.50)	0:12.80 [1] (0:12.80)						
Average Speed [km/h]	50.4	66.9	65.6	66.8	66.3	62.9	56.3						
Top Speed [km/h]	66.6	67.4	66.2	67.7	67.7	65.1	60.1						
Avg. Dist. to Rail [m]	2.1	0.6	1.9	4.4	4.9	2.7	1.8						
Avg. Stride Freq. [Hz]	2.3	2.4	2.4	2.4	2.4	2.4	2.3						
Avg. Stride Length [m]	6.0	7.4	7.4	7.4	7.4	7.3	6.9						





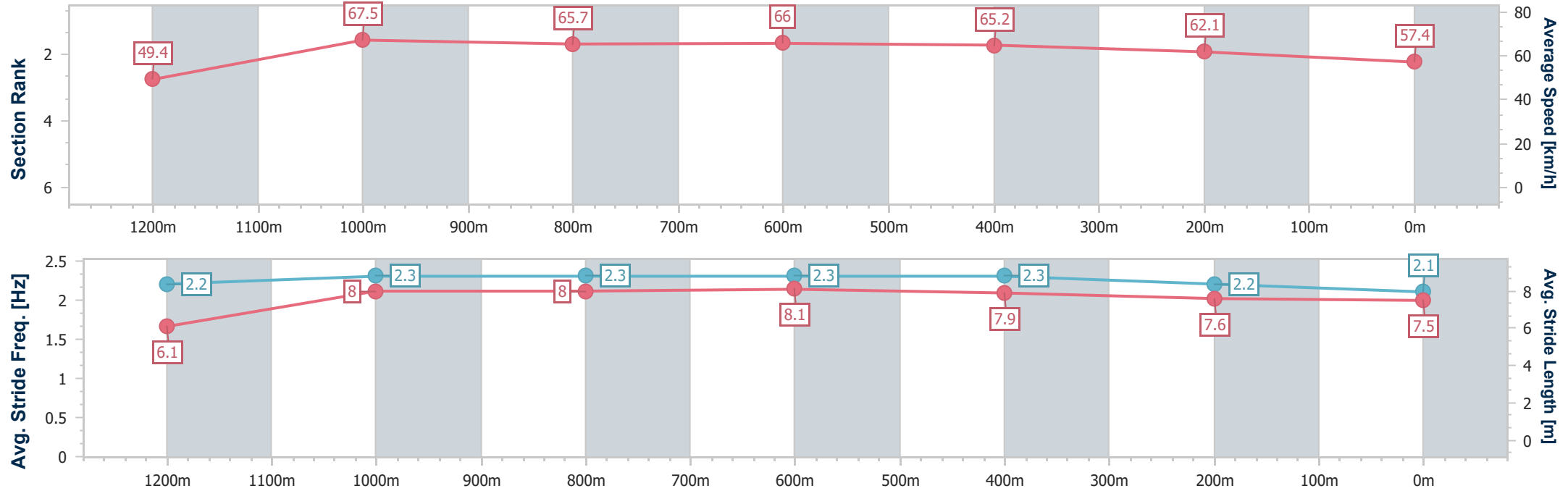
Horse/Jockey Name	Dillinger
Final Rank	4
Fastest Section Time (Section)	0:10.64 (1200m)
Top Speed [km/h] (Section)	68.3 (1200m)
Race State	Finished



TownsvilleProfessional
Race 2: Ladbrokes Mates Mode Pots Handicap - 1400m
21 October 2025 - 14:20
Track Rating: Good 4, Weather: Fine, Rail Position: +4m 1000m-
W/Post, +3m



Section	Overall	1200m	1000m	800m	600m	400m	200m						
Section Times	1:22.61 [4] (0:14.61)	1:08.00 [2] (0:10.64)	0:57.36 [2] (0:11.13)	0:46.23 [2] (0:11.00)	0:35.23 [2] (0:11.02)	0:24.21 [2] (0:11.68)	0:12.53 [3] (0:12.53)						
Average Speed [km/h]	49.4	67.5	65.7	66.0	65.2	62.1	57.4						
Top Speed [km/h]	68.0	68.3	66.1	66.5	66.8	63.7	61.3						
Avg. Dist. to Rail [m]	5.0	0.6	2.5	2.1	0.4	4.1	4.2						
Avg. Stride Freq. [Hz]	2.2	2.3	2.3	2.3	2.3	2.2	2.1						
Avg. Stride Length [m]	6.1	8.0	8.0	8.1	7.9	7.6	7.5						





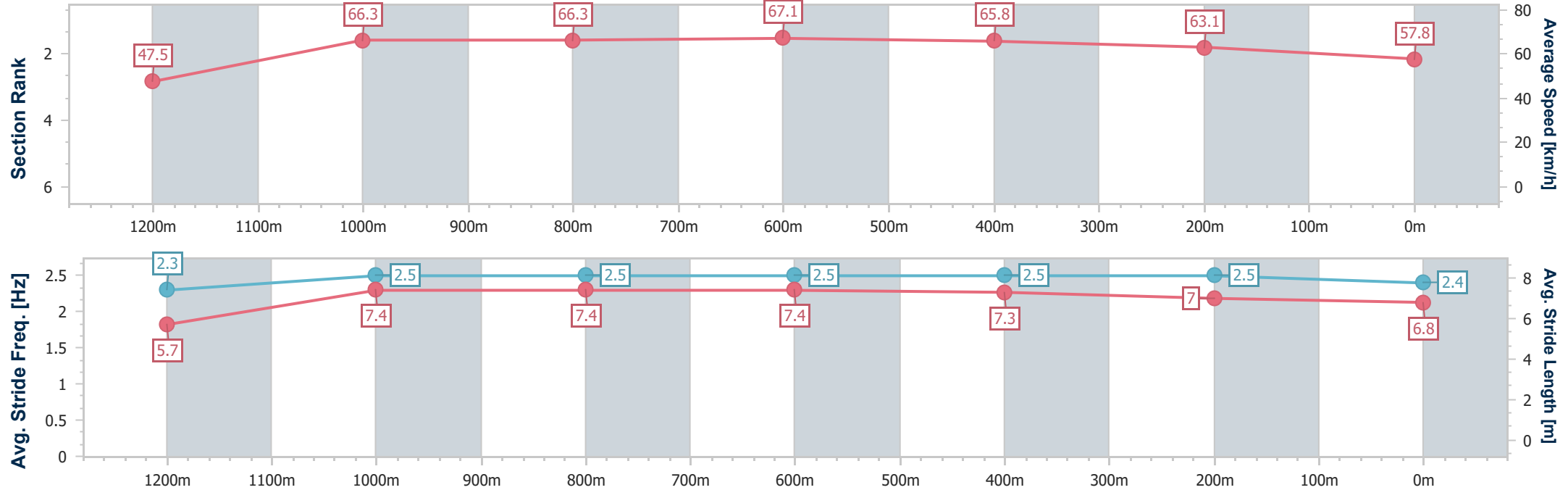
Horse/Jockey Name	Brasco
Final Rank	5
Fastest Section Time (Section)	0:10.77 (1000m)
Top Speed [km/h] (Section)	67.7 (800m)
Race State	Finished



TownsvilleProfessional
Race 2: Ladbroke's Mares Mode Pots Handicap - 1400m
21 October 2025 - 14:20
Track Rating: Good 4, Weather: Fine, Rail Position: +4m 1000m-
W/Post, +3m



Section	Overall	1200m	1000m	800m	600m	400m	200m						
Section Times	1:22.65 [5] (0:15.17)	1:07.48 [5] (0:10.80)	0:56.68 [5] (0:10.77)	0:45.91 [5] (0:10.89)	0:35.02 [4] (0:11.07)	0:23.95 [5] (0:11.50)	0:12.45 [4] (0:12.45)						
Average Speed [km/h]	47.5	66.3	66.3	67.1	65.8	63.1	57.8						
Top Speed [km/h]	64.5	67.2	67.2	67.7	67.0	65.1	61.1						
Avg. Dist. to Rail [m]	2.6	2.3	2.0	2.5	2.6	5.6	5.7						
Avg. Stride Freq. [Hz]	2.3	2.5	2.5	2.5	2.5	2.5	2.4						
Avg. Stride Length [m]	5.7	7.4	7.4	7.4	7.3	7.0	6.8						





Horse/Jockey Name	Higher Love
Final Rank	6
Fastest Section Time (Section)	0:10.86 (1200m)
Top Speed [km/h] (Section)	67.2 (600m)
Race State	Finished



TownsvilleProfessional

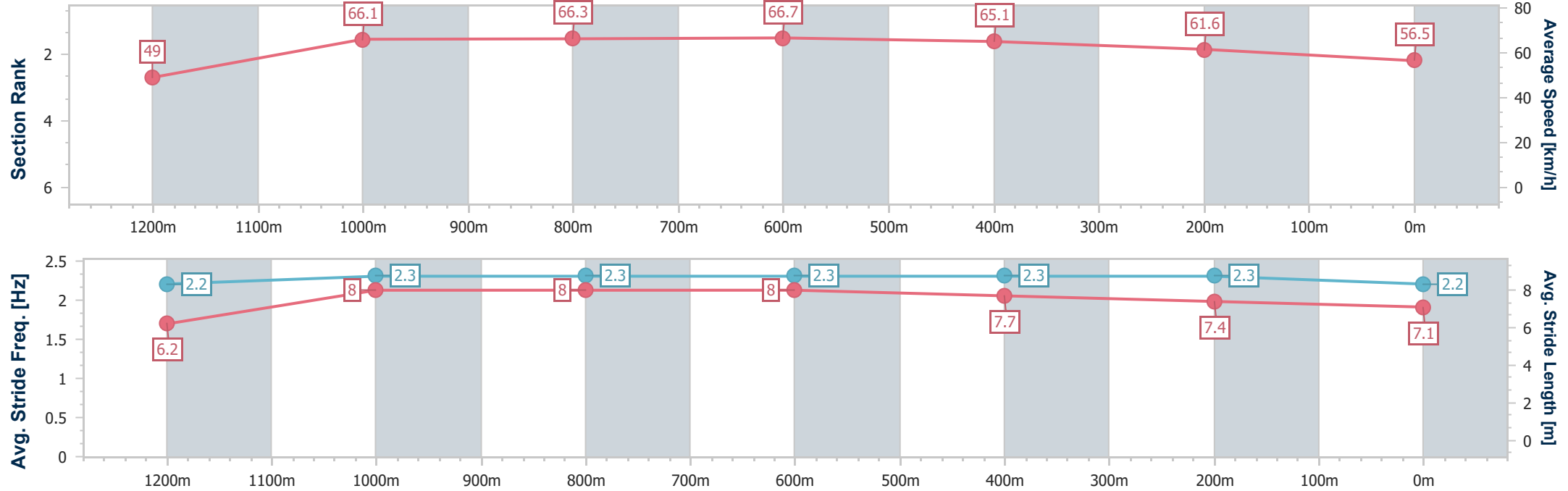
Race 2: Ladbrokes Mates Mode Pots Handicap - 1400m

21 October 2025 - 14:20

Track Rating: Good 4, Weather: Fine, Rail Position: +4m 1000m-
W/Post, +3m



Section	Overall	1200m	1000m	800m	600m	400m	200m						
Section Times	1:23.17 [6] (0:14.69)	1:08.48 [3] (0:10.86)	0:57.62 [3] (0:10.92)	0:46.70 [3] (0:10.92)	0:35.78 [3] (0:11.23)	0:24.55 [3] (0:11.80)	0:12.75 [5] (0:12.75)						
Average Speed [km/h]	49.0	66.1	66.3	66.7	65.1	61.6	56.5						
Top Speed [km/h]	66.0	66.7	67.2	67.1	67.2	63.5	59.1						
Avg. Dist. to Rail [m]	1.8	1.0	1.6	2.5	3.1	7.1	6.0						
Avg. Stride Freq. [Hz]	2.2	2.3	2.3	2.3	2.3	2.3	2.2						
Avg. Stride Length [m]	6.2	8.0	8.0	8.0	7.7	7.4	7.1						





Horse/Jockey Name	Northern Pride
Final Rank	-
Fastest Section Time (Section)	-:--:--
Top Speed [km/h] (Section)	--.-
Race State	DidNotTrack



TownsvilleProfessional

Race 2: Ladbroke's Mares Mode Pots Handicap - 1400m

21 October 2025 - 14:20

Track Rating: Good 4, Weather: Fine, Rail Position: +4m 1000m-
W/Post, +3m



Section	Overall	1200m	1000m	800m	600m	400m	200m						
Section Times	-:--:--	-:--:--	-:--:--	-:--:--	-:--:--	-:--:--	-:--:--						
Average Speed [km/h]	--.-	--.-	--.-	--.-	--.-	--.-	--.-						
Top Speed [km/h]	--.-	--.-	--.-	--.-	--.-	--.-	--.-						
Avg. Dist. to Rail [m]	-.-	-.-	-.-	-.-	-.-	-.-	-.-						
Avg. Stride Freq. [Hz]	--.-	--.-	--.-	--.-	--.-	--.-	--.-						
Avg. Stride Length [m]	--.-	--.-	--.-	--.-	--.-	--.-	--.-						

- [] Ranking at each section and finish
- :--:-- No data available at this section
- NA No data available



Townsville Professional

Race 3: Ladbrokes Odd Surge BM70 Handicap - 1000m

21 October 2025 - 14:55



Track Rating: Good 4, Weather: Fine, Rail Position: +4m 1000m-W/Post, +3m

Section						Overall	800m	600m	400m	200m			
Field Times						0:56.44 (0:13.05)	0:43.39 (0:09.82)	0:33.57 (0:10.18)	0:23.39 (0:11.02)	0:12.37 (0:12.37)	Last 600m 0:33.57		
Rank	TAB	Horse/Jockey	Barrier	Top Speed [km/h]	Fastest Section						Margin		
												Distance Travelled [m]	
1	3	HARTSHORN	6	69.1	0:09.76	0:56.44 [1]	0:43.33 [2]	0:33.57 [1]	0:23.39 [1]	0:12.37 [1]	0:56.45	0:33.57	
		Aidan Holt		600m	800m	(0:13.11)	(0:09.76)	(0:10.18)	(0:11.02)	(0:12.37)			
2	6	ROTH 'N' BUBBLE	4	68.8	0:09.94	0:56.69 [2]	0:43.04 [6]	0:33.10 [6]	0:22.86 [5]	0:11.91 [4]	1.38L	0:33.10	+2
		Ivo Fry		600m	800m	(0:13.65)	(0:09.94)	(0:10.24)	(0:10.95)	(0:11.91)			
3	7	SPIRIT OF GIVING	3	68.0	0:09.98	0:56.86 [3]	0:43.00 [7]	0:33.02 [7]	0:22.70 [7]	0:11.79 [6]	2.42L	0:33.02	-1
		Sean Cormack		600m	800m	(0:13.86)	(0:09.98)	(0:10.32)	(0:10.91)	(0:11.79)			
4	1	GOSSIP TORQUE	1	67.7	0:09.76	0:56.86 [4]	0:43.66 [3]	0:33.90 [2]	0:23.48 [3]	0:12.32 [3]	2.43L	0:33.90	+4
		Nikki Olzard		600m	800m	(0:13.20)	(0:09.76)	(0:10.42)	(0:11.16)	(0:12.32)			
5	5	SNITZAROO	7	67.7	0:10.09	0:57.04 [5]	0:43.99 [1]	0:33.90 [4]	0:23.27 [4]	0:12.12 [5]	3.48L	0:33.90	+10
		Isabella Teh		800m	800m	(0:13.05)	(0:10.09)	(0:10.63)	(0:11.15)	(0:12.12)			
6	4	SATURDAY VIBES	5	68.4	0:09.71	0:57.19 [6]	0:43.82 [4]	0:34.11 [3]	0:23.87 [2]	0:12.66 [2]	4.36L	0:34.11	-1
		Ryan Wiggins		600m	800m	(0:13.37)	(0:09.71)	(0:10.24)	(0:11.21)	(0:12.66)			
7	2	AMNESTY	2	68.0	0:10.01	0:57.20 [7]	0:43.70 [5]	0:33.69 [5]	0:23.23 [6]	0:12.09 [7]	4.4L	0:33.69	+6
		Ashley Butler		600m	800m	(0:13.50)	(0:10.01)	(0:10.46)	(0:11.14)	(0:12.09)			



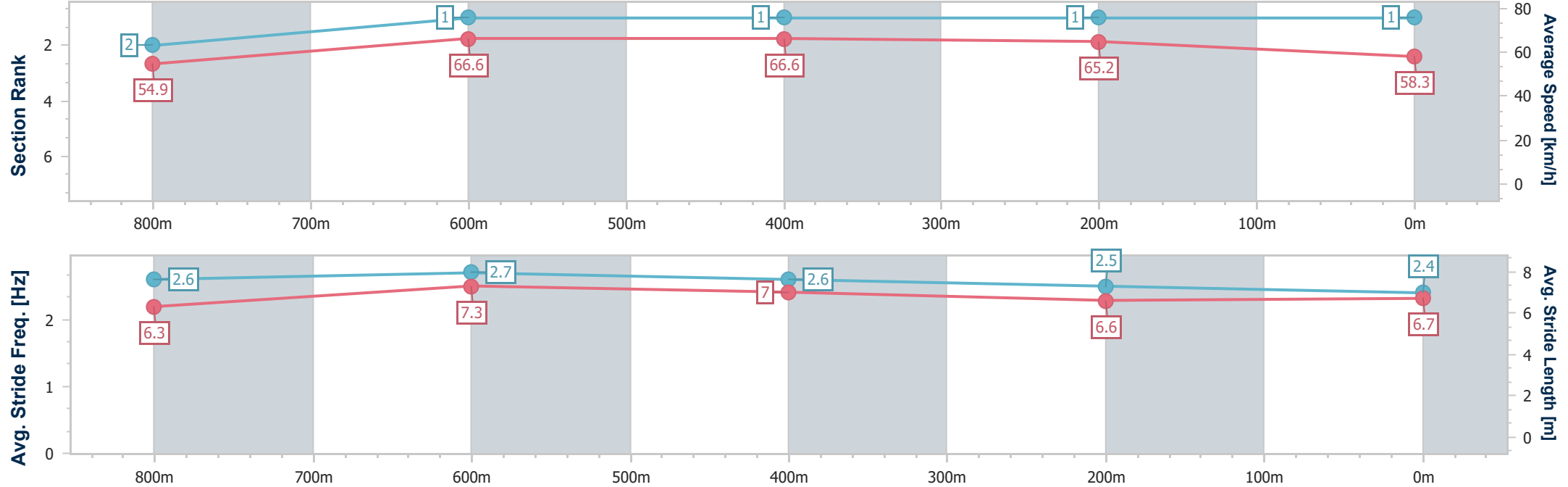
Horse/Jockey Name	Hartshorn
Final Rank	1
Fastest Section Time (Section)	0:09.76 (800m)
Top Speed [km/h] (Section)	69.1 (600m)
Race State	Finished



TownsvilleProfessional
Race 3: Ladbrokes Odd Surge BM70 Handicap - 1000m
21 October 2025 - 14:55
Track Rating: Good 4, Weather: Fine, Rail Position: +4m 1000m-
W/Post, +3m



Section	Overall	800m	600m	400m	200m									
Section Times	0:56.44 [1] (0:13.11)	0:43.33 [2] (0:09.76)	0:33.57 [1] (0:10.18)	0:23.39 [1] (0:11.02)	0:12.37 [1] (0:12.37)									
Average Speed [km/h]	54.9	66.6	66.6	65.2	58.3									
Top Speed [km/h]	67.0	68.0	69.1	67.3	62.3									
Avg. Dist. to Rail [m]	7.6	1.0	1.3	0.4	0.5									
Avg. Stride Freq. [Hz]	2.6	2.7	2.6	2.5	2.4									
Avg. Stride Length [m]	6.3	7.3	7.0	6.6	6.7									





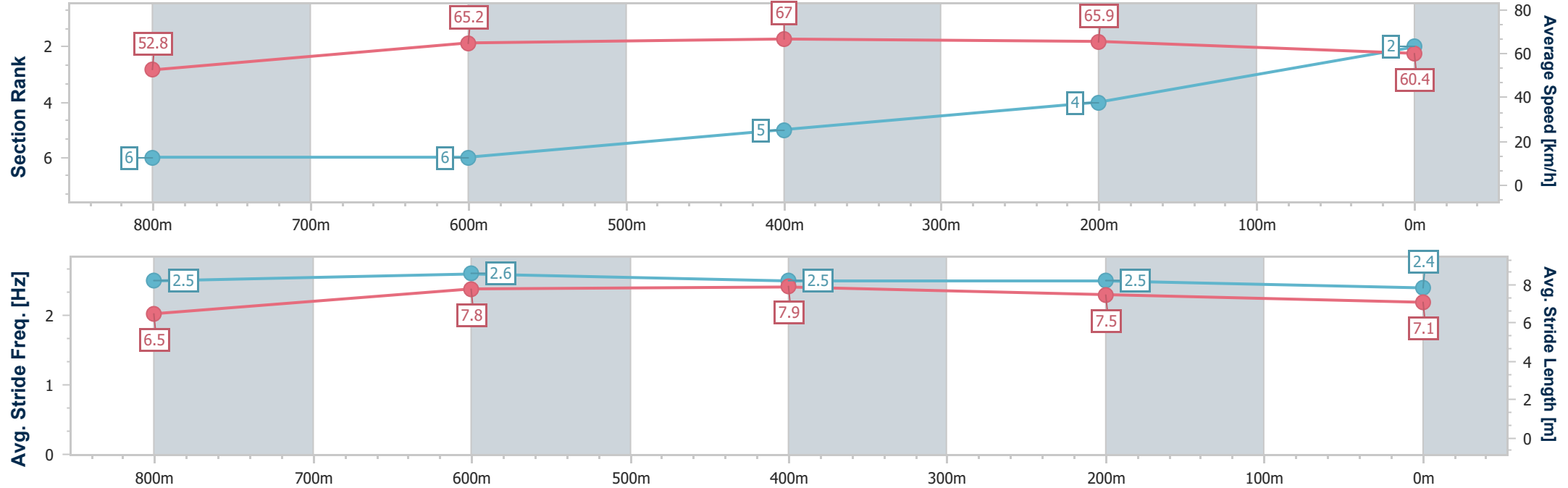
Horse/Jockey Name	Roth 'N' Bubble
Final Rank	2
Fastest Section Time (Section)	0:09.94 (800m)
Top Speed [km/h] (Section)	68.8 (600m)
Race State	Finished



TownsvilleProfessional
Race 3: Ladbrokes Odd Surge BM70 Handicap - 1000m
21 October 2025 - 14:55
Track Rating: Good 4, Weather: Fine, Rail Position: +4m 1000m-
W/Post, +3m



Section	Overall	800m	600m	400m	200m										
Section Times	0:56.69 [2] (0:13.65)	0:43.04 [6] (0:09.94)	0:33.10 [6] (0:10.24)	0:22.86 [5] (0:10.95)	0:11.91 [4] (0:11.91)										
Average Speed [km/h]	52.8	65.2	67.0	65.9	60.4										
Top Speed [km/h]	65.2	65.9	68.8	68.5	63.8										
Avg. Dist. to Rail [m]	1.5	0.5	0.3	2.1	2.3										
Avg. Stride Freq. [Hz]	2.5	2.6	2.5	2.5	2.4										
Avg. Stride Length [m]	6.5	7.8	7.9	7.5	7.1										





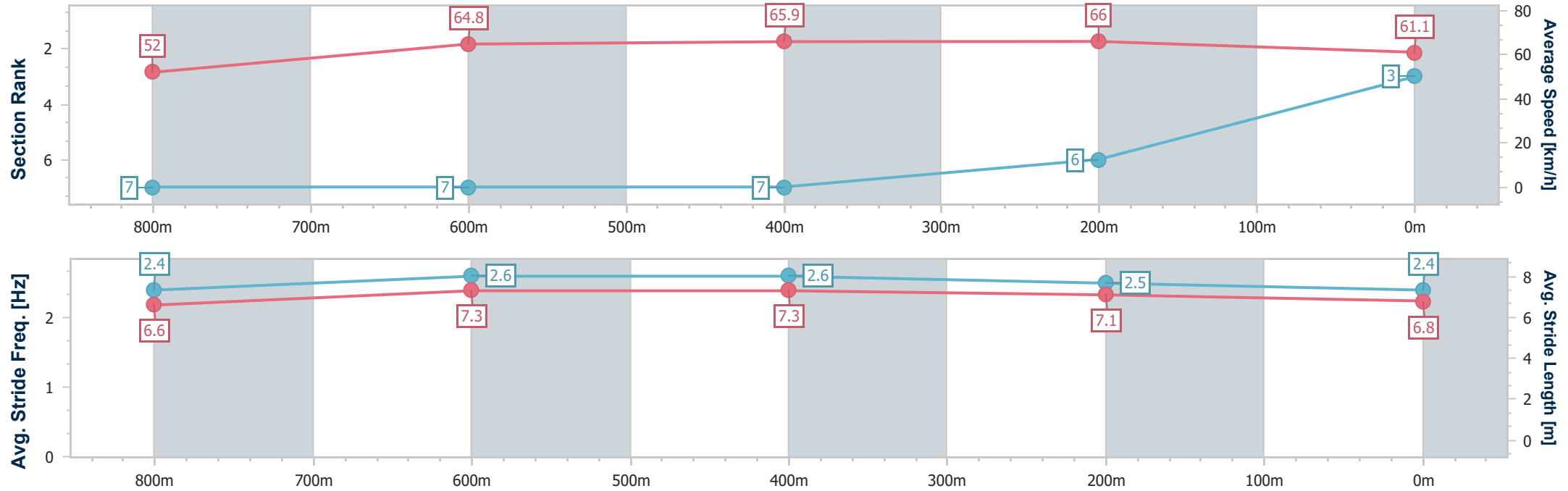
Horse/Jockey Name	Spirit Of Giving
Final Rank	3
Fastest Section Time (Section)	0:09.98 (800m)
Top Speed [km/h] (Section)	68.0 (600m)
Race State	Finished



TownsvilleProfessional
Race 3: Ladbrokes Odd Surge BM70 Handicap - 1000m
21 October 2025 - 14:55
Track Rating: Good 4, Weather: Fine, Rail Position: +4m 1000m-
W/Post, +3m



Section	Overall	800m	600m	400m	200m										
Section Times	0:56.86 [3] (0:13.86)	0:43.00 [7] (0:09.98)	0:33.02 [7] (0:10.32)	0:22.70 [7] (0:10.91)	0:11.79 [6] (0:11.79)										
Average Speed [km/h]	52.0	64.8	65.9	66.0	61.1										
Top Speed [km/h]	67.7	67.7	68.0	67.5	63.5										
Avg. Dist. to Rail [m]	1.8	1.3	0.9	1.9	4.4										
Avg. Stride Freq. [Hz]	2.4	2.6	2.6	2.5	2.4										
Avg. Stride Length [m]	6.6	7.3	7.3	7.1	6.8										





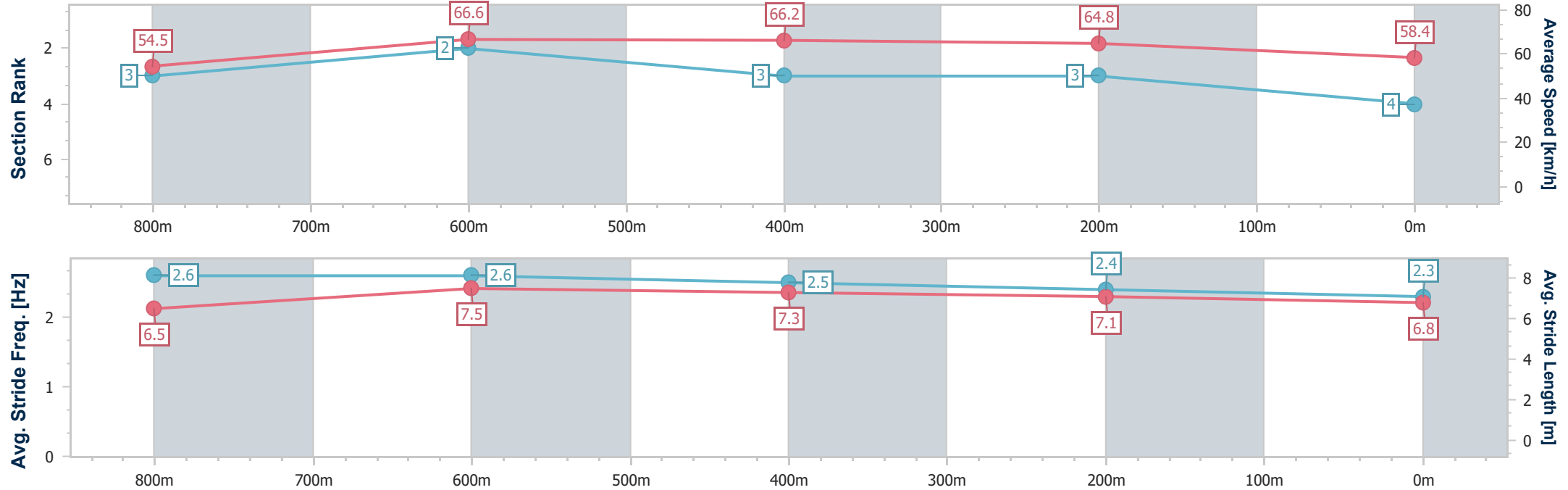
Horse/Jockey Name	Gossip Torque
Final Rank	4
Fastest Section Time (Section)	0:09.76 (800m)
Top Speed [km/h] (Section)	67.7 (600m)
Race State	Finished



TownsvilleProfessional
Race 3: Ladbrokes Odd Surge BM70 Handicap - 1000m
21 October 2025 - 14:55
Track Rating: Good 4, Weather: Fine, Rail Position: +4m 1000m-
W/Post, +3m



Section	Overall	800m	600m	400m	200m										
Section Times	0:56.86 [4] (0:13.20)	0:43.66 [3] (0:09.76)	0:33.90 [2] (0:10.42)	0:23.48 [3] (0:11.16)	0:12.32 [3] (0:12.32)										
Average Speed [km/h]	54.5	66.6	66.2	64.8	58.4										
Top Speed [km/h]	65.5	67.0	67.7	67.0	61.5										
Avg. Dist. to Rail [m]	1.5	0.9	1.3	1.5	1.1										
Avg. Stride Freq. [Hz]	2.6	2.6	2.5	2.4	2.3										
Avg. Stride Length [m]	6.5	7.5	7.3	7.1	6.8										



- [] Ranking at each section and finish
- .-.- No data available at this section
- NA No data available



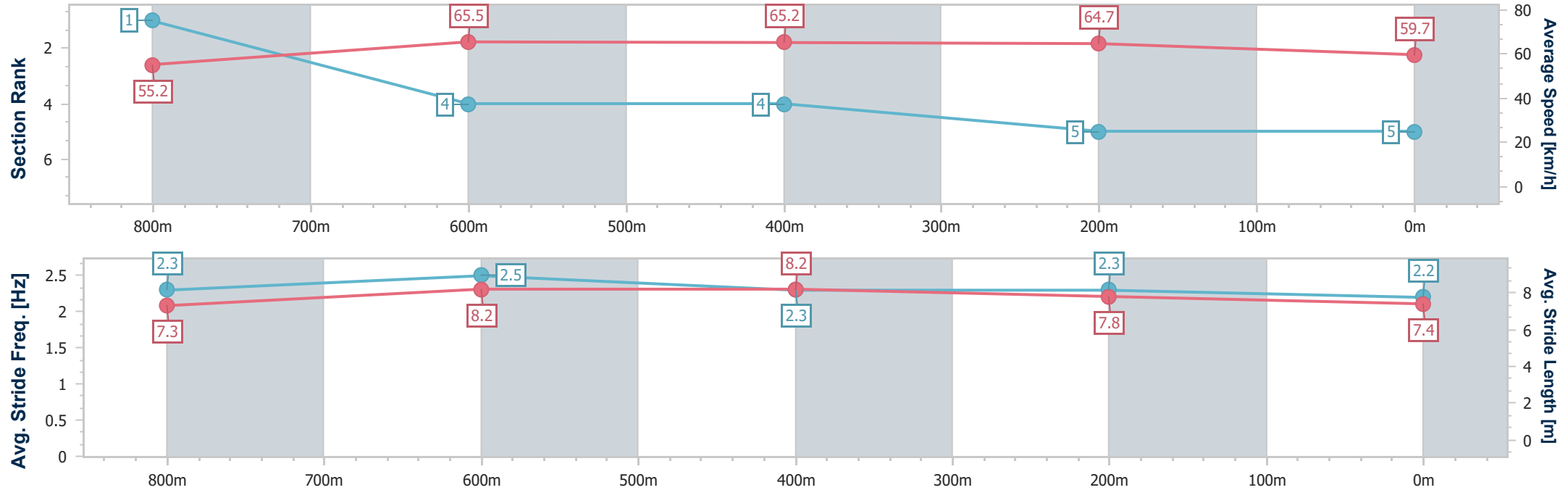
Horse/Jockey Name	Snitzaroo
Final Rank	5
Fastest Section Time (Section)	0:10.09 (800m)
Top Speed [km/h] (Section)	67.7 (800m)
Race State	Finished



TownsvilleProfessional
Race 3: Ladbrokes Odd Surge BM70 Handicap - 1000m
21 October 2025 - 14:55
Track Rating: Good 4, Weather: Fine, Rail Position: +4m 1000m-
W/Post, +3m



Section	Overall	800m	600m	400m	200m										
Section Times	0:57.04 [5] (0:13.05)	0:43.99 [1] (0:10.09)	0:33.90 [4] (0:10.63)	0:23.27 [4] (0:11.15)	0:12.12 [5] (0:12.12)										
Average Speed [km/h]	55.2	65.5	65.2	64.7	59.7										
Top Speed [km/h]	67.3	67.7	66.6	66.4	62.0										
Avg. Dist. to Rail [m]	8.9	5.1	2.8	2.0	2.0										
Avg. Stride Freq. [Hz]	2.3	2.5	2.3	2.3	2.2										
Avg. Stride Length [m]	7.3	8.2	8.2	7.8	7.4										





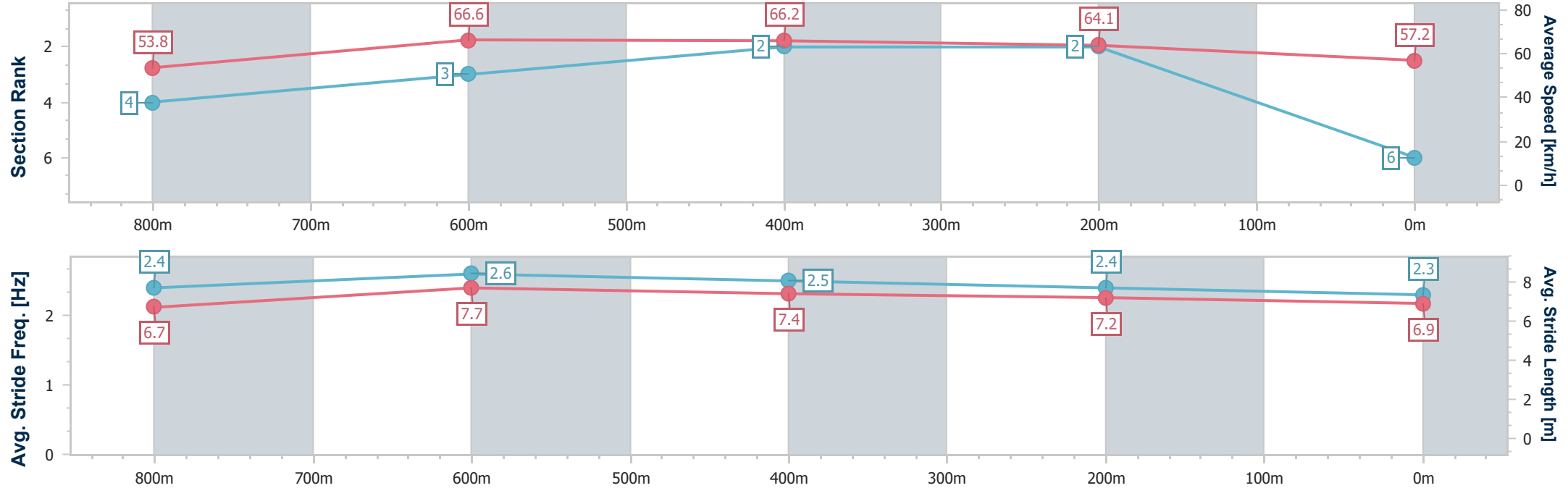
Horse/Jockey Name	Saturday Vibes
Final Rank	6
Fastest Section Time (Section)	0:09.71 (800m)
Top Speed [km/h] (Section)	68.4 (600m)
Race State	Finished



TownsvilleProfessional
Race 3: Ladbrokes Odd Surge BM70 Handicap - 1000m
21 October 2025 - 14:55
Track Rating: Good 4, Weather: Fine, Rail Position: +4m 1000m-
W/Post, +3m



Section	Overall	800m	600m	400m	200m										
Section Times	0:57.19 [6] (0:13.37)	0:43.82 [4] (0:09.71)	0:34.11 [3] (0:10.24)	0:23.87 [2] (0:11.21)	0:12.66 [2] (0:12.66)										
Average Speed [km/h]	53.8	66.6	66.2	64.1	57.2										
Top Speed [km/h]	66.6	68.0	68.4	67.2	61.4										
Avg. Dist. to Rail [m]	4.6	1.3	1.7	0.4	0.2										
Avg. Stride Freq. [Hz]	2.4	2.6	2.5	2.4	2.3										
Avg. Stride Length [m]	6.7	7.7	7.4	7.2	6.9										





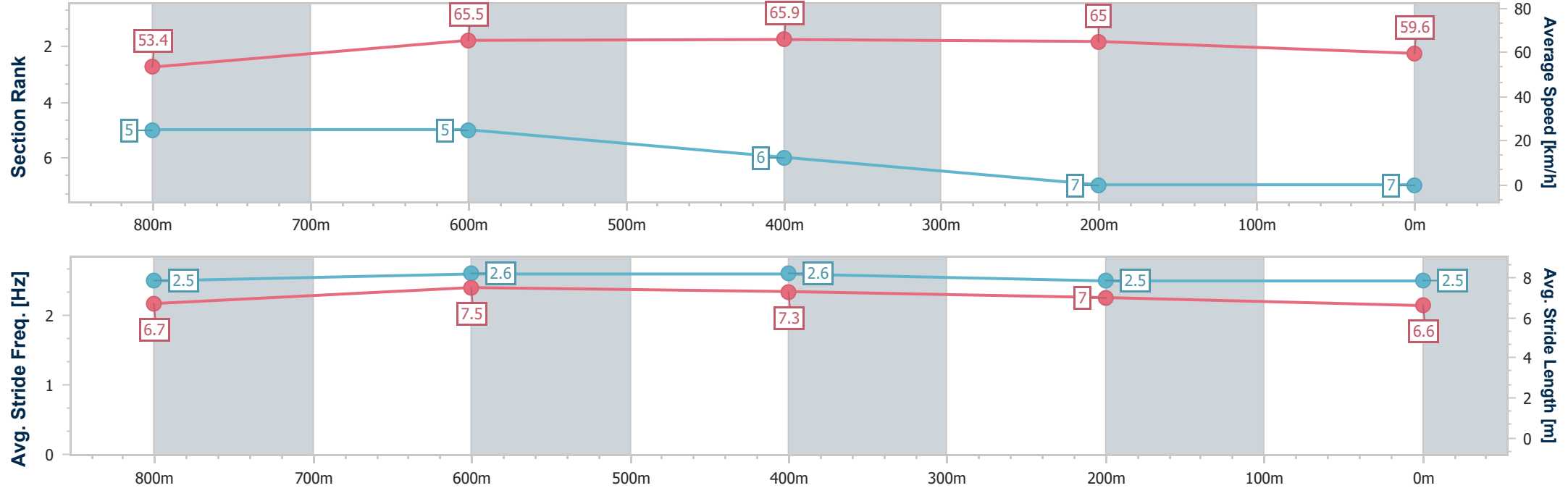
Horse/Jockey Name	Amnesty
Final Rank	7
Fastest Section Time (Section)	0:10.01 (800m)
Top Speed [km/h] (Section)	68.0 (600m)
Race State	Finished



TownsvilleProfessional
Race 3: Ladbrokes Odd Surge BM70 Handicap - 1000m
21 October 2025 - 14:55
Track Rating: Good 4, Weather: Fine, Rail Position: +4m 1000m-
W/Post, +3m



Section	Overall	800m	600m	400m	200m								
Section Times	0:57.20 [7] (0:13.50)	0:43.70 [5] (0:10.01)	0:33.69 [5] (0:10.46)	0:23.23 [6] (0:11.14)	0:12.09 [7] (0:12.09)								
Average Speed [km/h]	53.4	65.5	65.9	65.0	59.6								
Top Speed [km/h]	65.9	66.6	68.0	67.5	62.8								
Avg. Dist. to Rail [m]	4.1	2.7	1.6	3.6	4.1								
Avg. Stride Freq. [Hz]	2.5	2.6	2.6	2.5	2.5								
Avg. Stride Length [m]	6.7	7.5	7.3	7.0	6.6								





Townsville Professional
Race 4: Hygain BM65 Handicap - 1609m
21 October 2025 - 15:35



Track Rating: Good 4, Weather: Fine, Rail Position: +4m 1000m-W/Post, +3m

Section					Overall	1400m	1200m	1000m	800m	600m	400m	Last 600m		
Field Times					1:36.46 (0:15.16)	1:21.30 (0:10.61)	1:10.69 (0:10.86)	0:59.83 (0:11.41)	0:48.42 (0:11.47)	0:36.95 (0:11.83)	0:25.12 (0:12.34)	0:00.00		
Rank	TAB	Horse/Jockey	Barrier	Top Speed [km/h]	Fastest Section									Distance Travelled [m]
1	4	PREPOTENT	3	Data was not able to be tracked for this horse	---	---	---	---	---	---	---	---	---	
		Chris McIver												
2	7	SAND 'N' POWER	6	68.5	0:10.84	1:36.46 [2]	1:21.23 [2]	1:10.39 [3]	0:59.33 [3]	0:47.95 [4]	0:36.56 [3]	0:24.87 [3]	0:36.55	--
		Micheal McDonald		1400m	1400m	(0:15.23)	(0:10.84)	(0:11.06)	(0:11.38)	(0:11.39)	(0:11.69)	(0:12.09)		
3	1	ACCLIMATISE	5	68.9	0:10.61	1:36.79 [3]	1:21.63 [1]	1:11.02 [1]	1:00.16 [1]	0:48.75 [1]	0:37.28 [1]	0:25.45 [1]	0:37.28	--
		Gabrielle Semmens		Overall	1400m	(0:15.16)	(0:10.61)	(0:10.86)	(0:11.41)	(0:11.47)	(0:11.83)	(0:12.36)		
4	3	BLAZERRO	7	67.8	0:10.81	1:37.17 [4]	1:21.35 [6]	1:10.54 [6]	0:59.46 [6]	0:48.31 [6]	0:37.10 [6]	0:25.41 [4]	0:37.10	--
		Ryan Wiggins		1400m	1400m	(0:15.82)	(0:10.81)	(0:11.08)	(0:11.15)	(0:11.21)	(0:11.69)	(0:12.28)		
5	5	READY TIGER	2	66.9	0:10.91	1:37.35 [5]	1:21.85 [5]	1:10.94 [5]	0:59.80 [5]	0:48.74 [5]	0:37.31 [5]	0:25.44 [5]	0:37.31	--
		Ashley Butler		1400m	1400m	(0:15.50)	(0:10.91)	(0:11.14)	(0:11.06)	(0:11.43)	(0:11.87)	(0:12.58)		
6	2	FAROOQ	4	66.7	0:10.85	1:37.39 [6]	1:21.90 [4]	1:11.05 [4]	1:00.04 [4]	0:48.93 [3]	0:37.45 [4]	0:25.47 [6]	0:37.45	--
		Nikki Olzard		1400m	1400m	(0:15.49)	(0:10.85)	(0:11.01)	(0:11.11)	(0:11.48)	(0:11.98)	(0:12.48)		
7	6	MOOLOOLABA	1	66.9	0:10.66	1:37.61 [7]	1:22.34 [3]	1:11.68 [2]	1:00.73 [2]	0:49.52 [2]	0:37.98 [2]	0:26.03 [2]	0:37.98	--
		Aidan Holt		1400m	1400m	(0:15.27)	(0:10.66)	(0:10.95)	(0:11.21)	(0:11.54)	(0:11.95)	(0:12.75)		

Scratched: Convertor (#8)



Townsville Professional
Race 4: Hygain BM65 Handicap - 1609m
21 October 2025 - 15:35



Track Rating: Good 4, Weather: Fine, Rail Position: +4m 1000m-W/Post, +3m

Section Field Times				200m 0:12.78 (0:12.78)				Last 600m 0:00.00	
Rank	TAB	Horse/Jockey	Barrier	Top Speed [km/h]	Fastest Section	Margin	Margin	Distance Travelled [m]	
1	4	PREPOTENT Chris McIver	3	Data was not able to be tracked for this horse		-:--:--	1:36.46	-:--:--	----.-
2	7	SAND 'N' POWER Micheal McDonald	6	68.5 1400m	0:10.84 1400m	0:12.78 [1] (0:12.77)	0.04L	0:36.55	--
3	1	ACCLIMATISE Gabrielle Semmens	5	68.9 Overall	0:10.61 1400m	0:13.09 [2] (0:13.09)	1.99L	0:37.28	--
4	3	BLAZERRO Ryan Wiggins	7	67.8 1400m	0:10.81 1400m	0:13.13 [3] (0:13.13)	4.19L	0:37.10	--
5	5	READY TIGER Ashley Butler	2	66.9 1400m	0:10.91 1400m	0:12.86 [6] (0:12.86)	5.27L	0:37.31	--
6	2	FAROOQ Nikki Olzard	4	66.7 1400m	0:10.85 1400m	0:12.99 [5] (0:12.99)	5.51L	0:37.45	--
7	6	MOOLOOLABA Aidan Holt	1	66.9 1400m	0:10.66 1400m	0:13.28 [4] (0:13.28)	6.78L	0:37.98	--

Scratched: Convertor (#8)



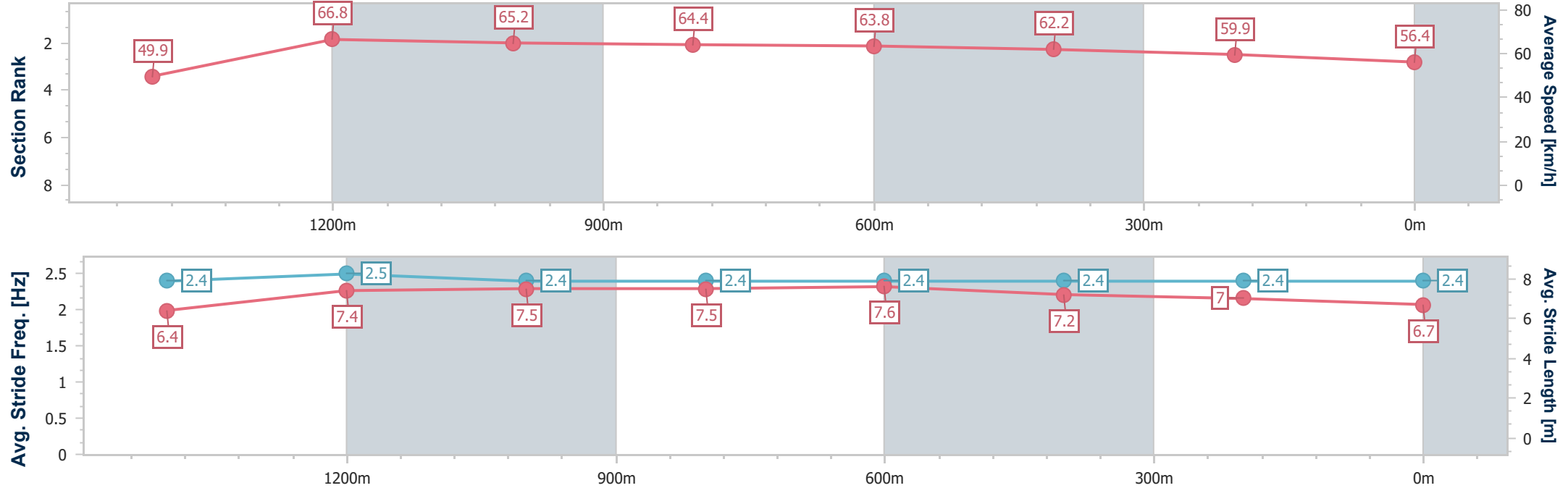
Horse/Jockey Name	Sand 'N' Power
Final Rank	2
Fastest Section Time (Section)	0:10.84 (1400m)
Top Speed [km/h] (Section)	68.5 (1400m)
Race State	Finished



Townsville Professional
Race 4: Hygain BM65 Handicap - 1609m
21 October 2025 - 15:35
Track Rating: Good 4, Weather: Fine, Rail Position: +4m 1000m-
W/Post, +3m



Section	Overall	1400m	1200m	1000m	800m	600m	400m	200m					
Section Times	1:36.46 [2] (0:15.23)	1:21.23 [2] (0:10.84)	1:10.39 [3] (0:11.06)	0:59.33 [3] (0:11.38)	0:47.95 [4] (0:11.39)	0:36.56 [3] (0:11.69)	0:24.87 [3] (0:12.09)	0:12.78 [1] (0:12.77)					
Average Speed [km/h]	49.9	66.8	65.2	64.4	63.8	62.2	59.9	56.4					
Top Speed [km/h]	66.2	68.5	66.3	65.4	65.7	63.9	61.1	58.5					
Avg. Dist. to Rail [m]	4.9	2.4	1.4	3.6	2.3	1.8	3.1	1.3					
Avg. Stride Freq. [Hz]	2.4	2.5	2.4	2.4	2.4	2.4	2.4	2.4					
Avg. Stride Length [m]	6.4	7.4	7.5	7.5	7.6	7.2	7.0	6.7					





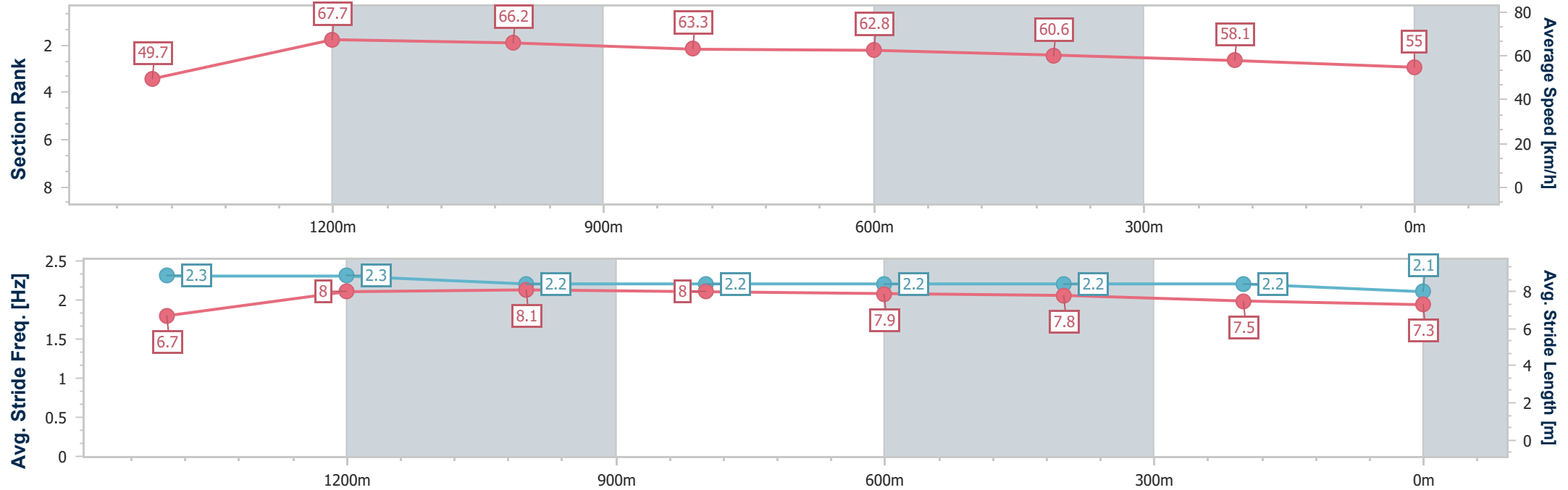
Horse/Jockey Name	Acclimatise
Final Rank	3
Fastest Section Time (Section)	0:10.61 (1400m)
Top Speed [km/h] (Section)	68.9 (Overall)
Race State	Finished



TownsvilleProfessional
Race 4: Hygain BM65 Handicap - 1609m
21 October 2025 - 15:35
Track Rating: Good 4, Weather: Fine, Rail Position: +4m 1000m-
W/Post, +3m



Section	Overall	1400m	1200m	1000m	800m	600m	400m	200m					
Section Times	1:36.79 [3] (0:15.16)	1:21.63 [1] (0:10.61)	1:11.02 [1] (0:10.86)	1:00.16 [1] (0:11.41)	0:48.75 [1] (0:11.47)	0:37.28 [1] (0:11.83)	0:25.45 [1] (0:12.36)	0:13.09 [2] (0:13.09)					
Average Speed [km/h]	49.7	67.7	66.2	63.3	62.8	60.6	58.1	55.0					
Top Speed [km/h]	68.9	68.7	67.2	64.3	63.5	61.9	59.5	57.5					
Avg. Dist. to Rail [m]	4.2	0.7	0.9	1.2	0.3	0.6	1.4	2.2					
Avg. Stride Freq. [Hz]	2.3	2.3	2.2	2.2	2.2	2.2	2.2	2.1					
Avg. Stride Length [m]	6.7	8.0	8.1	8.0	7.9	7.8	7.5	7.3					



[] Ranking at each section and finish
- - - - No data available at this section
NA No data available



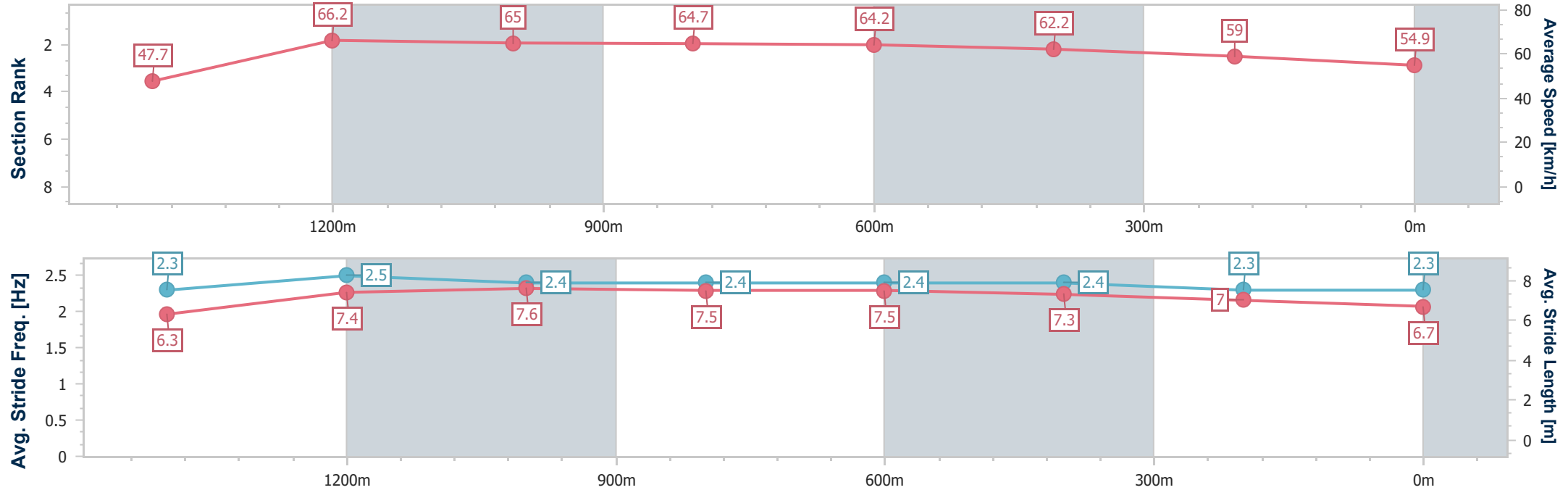
Horse/Jockey Name	Blazerro
Final Rank	4
Fastest Section Time (Section)	0:10.81 (1400m)
Top Speed [km/h] (Section)	67.8 (1400m)
Race State	Finished



TownsvilleProfessional
Race 4: Hygain BM65 Handicap - 1609m
21 October 2025 - 15:35
Track Rating: Good 4, Weather: Fine, Rail Position: +4m 1000m-
W/Post, +3m



Section	Overall	1400m	1200m	1000m	800m	600m	400m	200m					
Section Times	1:37.17 [4] (0:15.82)	1:21.35 [6] (0:10.81)	1:10.54 [6] (0:11.08)	0:59.46 [6] (0:11.15)	0:48.31 [6] (0:11.21)	0:37.10 [6] (0:11.69)	0:25.41 [4] (0:12.28)	0:13.13 [3] (0:13.13)					
Average Speed [km/h]	47.7	66.2	65.0	64.7	64.2	62.2	59.0	54.9					
Top Speed [km/h]	66.1	67.8	66.1	66.2	65.1	65.1	60.5	57.4					
Avg. Dist. to Rail [m]	6.7	1.4	0.4	0.9	0.3	1.9	2.5	2.6					
Avg. Stride Freq. [Hz]	2.3	2.5	2.4	2.4	2.4	2.4	2.3	2.3					
Avg. Stride Length [m]	6.3	7.4	7.6	7.5	7.5	7.3	7.0	6.7					





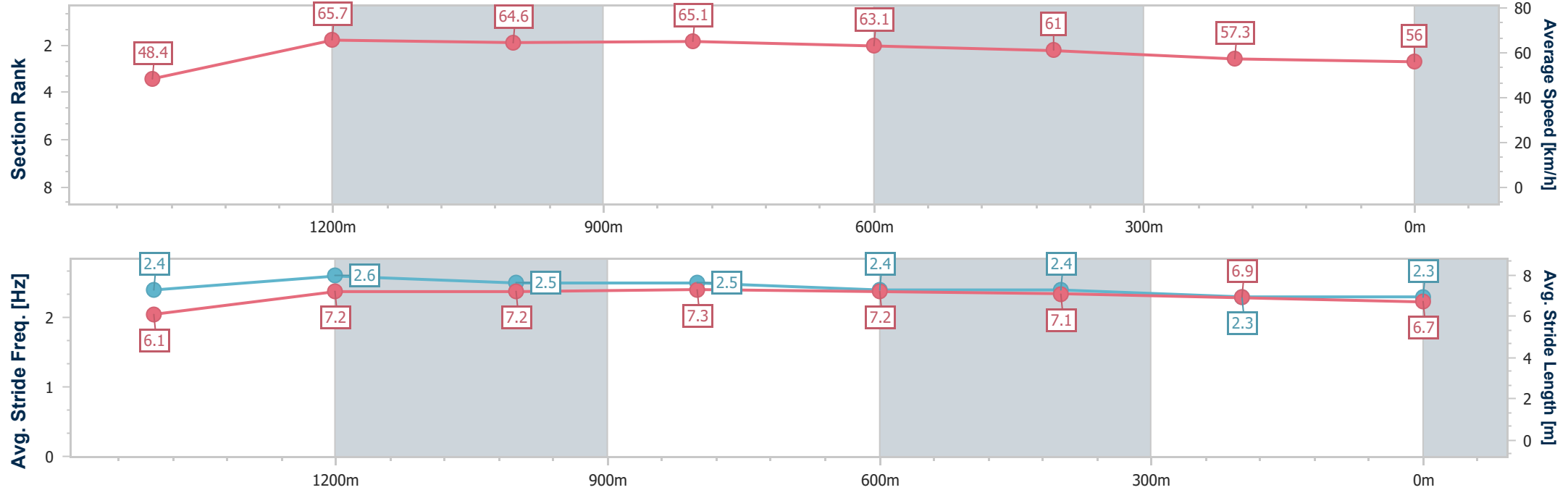
Horse/Jockey Name	Ready Tiger
Final Rank	5
Fastest Section Time (Section)	0:10.91 (1400m)
Top Speed [km/h] (Section)	66.9 (1400m)
Race State	Finished



TownsvilleProfessional
Race 4: Hygain BM65 Handicap - 1609m
21 October 2025 - 15:35
Track Rating: Good 4, Weather: Fine, Rail Position: +4m 1000m-
W/Post, +3m



Section	Overall	1400m	1200m	1000m	800m	600m	400m	200m					
Section Times	1:37.35 [5] (0:15.50)	1:21.85 [5] (0:10.91)	1:10.94 [5] (0:11.14)	0:59.80 [5] (0:11.06)	0:48.74 [5] (0:11.43)	0:37.31 [5] (0:11.87)	0:25.44 [5] (0:12.58)	0:12.86 [6] (0:12.86)					
Average Speed [km/h]	48.4	65.7	64.6	65.1	63.1	61.0	57.3	56.0					
Top Speed [km/h]	65.0	66.9	66.0	65.8	65.1	63.2	59.8	57.4					
Avg. Dist. to Rail [m]	3.0	0.8	0.9	0.8	0.6	1.3	0.8	2.1					
Avg. Stride Freq. [Hz]	2.4	2.6	2.5	2.5	2.4	2.4	2.3	2.3					
Avg. Stride Length [m]	6.1	7.2	7.2	7.3	7.2	7.1	6.9	6.7					





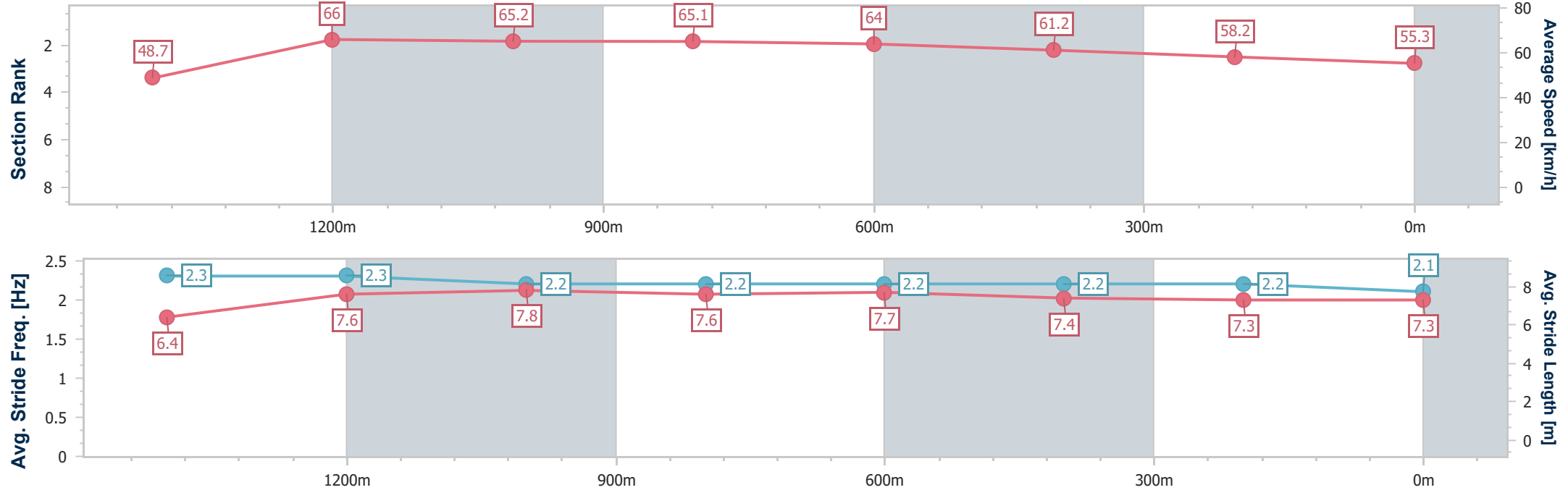
Horse/Jockey Name	Farooq
Final Rank	6
Fastest Section Time (Section)	0:10.85 (1400m)
Top Speed [km/h] (Section)	66.7 (1400m)
Race State	Finished



TownsvilleProfessional
Race 4: Hygain BM65 Handicap - 1609m
21 October 2025 - 15:35
Track Rating: Good 4, Weather: Fine, Rail Position: +4m 1000m-
W/Post, +3m



Section	Overall	1400m	1200m	1000m	800m	600m	400m	200m					
Section Times	1:37.39 [6] (0:15.49)	1:21.90 [4] (0:10.85)	1:11.05 [4] (0:11.01)	1:00.04 [4] (0:11.11)	0:48.93 [3] (0:11.48)	0:37.45 [4] (0:11.98)	0:25.47 [6] (0:12.48)	0:12.99 [5] (0:12.99)					
Average Speed [km/h]	48.7	66.0	65.2	65.1	64.0	61.2	58.2	55.3					
Top Speed [km/h]	65.2	66.7	65.9	65.7	64.7	63.0	59.2	56.6					
Avg. Dist. to Rail [m]	3.8	1.6	1.2	1.7	3.8	4.0	4.4	3.8					
Avg. Stride Freq. [Hz]	2.3	2.3	2.2	2.2	2.2	2.2	2.2	2.1					
Avg. Stride Length [m]	6.4	7.6	7.8	7.6	7.7	7.4	7.3	7.3					





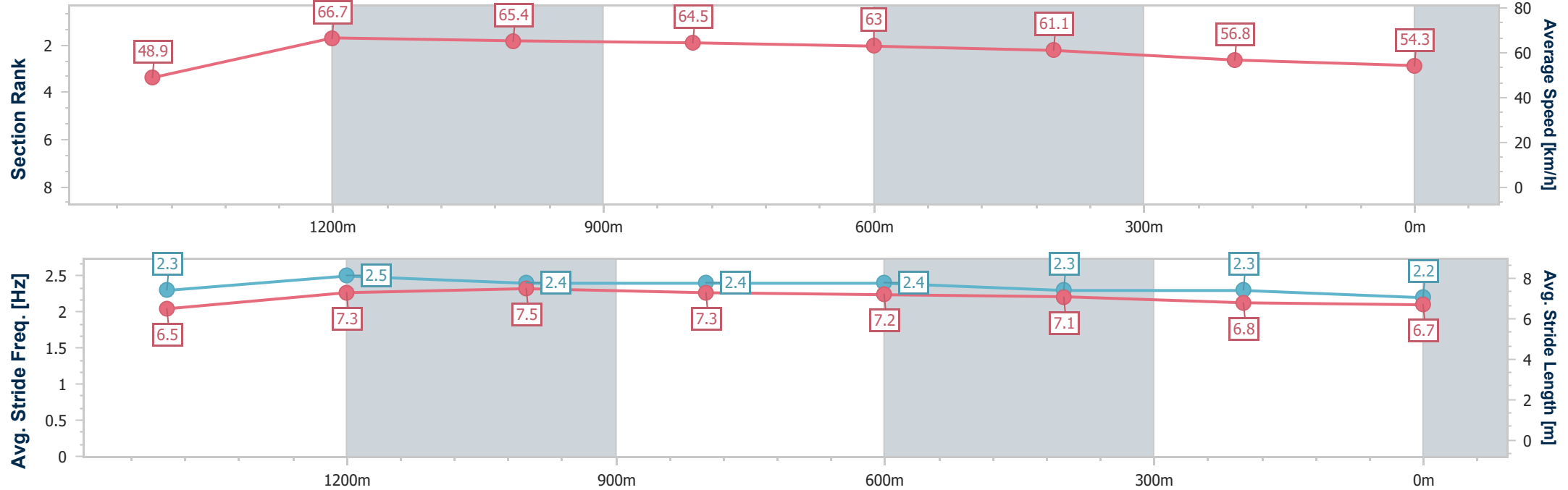
Horse/Jockey Name	Mooloolaba
Final Rank	7
Fastest Section Time (Section)	0:10.66 (1400m)
Top Speed [km/h] (Section)	66.9 (1400m)
Race State	Finished



TownsvilleProfessional
Race 4: Hygain BM65 Handicap - 1609m
21 October 2025 - 15:35
Track Rating: Good 4, Weather: Fine, Rail Position: +4m 1000m-
W/Post, +3m



Section	Overall	1400m	1200m	1000m	800m	600m	400m	200m					
Section Times	1:37.61 [7] (0:15.27)	1:22.34 [3] (0:10.66)	1:11.68 [2] (0:10.95)	1:00.73 [2] (0:11.21)	0:49.52 [2] (0:11.54)	0:37.98 [2] (0:11.95)	0:26.03 [2] (0:12.75)	0:13.28 [4] (0:13.28)					
Average Speed [km/h]	48.9	66.7	65.4	64.5	63.0	61.1	56.8	54.3					
Top Speed [km/h]	66.8	66.9	65.8	65.2	63.9	62.1	59.2	55.6					
Avg. Dist. to Rail [m]	3.0	4.0	3.9	2.6	2.4	2.7	2.1	0.7					
Avg. Stride Freq. [Hz]	2.3	2.5	2.4	2.4	2.4	2.3	2.3	2.2					
Avg. Stride Length [m]	6.5	7.3	7.5	7.3	7.2	7.1	6.8	6.7					





Horse/Jockey Name	Prepotent
Final Rank	-
Fastest Section Time (Section)	-:--:--
Top Speed [km/h] (Section)	--.-
Race State	DidNotTrack



TownsvilleProfessional
Race 4: Hygain BM65 Handicap - 1609m
21 October 2025 - 15:35
Track Rating: Good 4, Weather: Fine, Rail Position: +4m 1000m-
W/Post, +3m



Section	Overall	1400m	1200m	1000m	800m	600m	400m	200m					
Section Times	-:--:--	-:--:--	-:--:--	-:--:--	-:--:--	-:--:--	-:--:--	-:--:--					
Average Speed [km/h]	--.-	--.-	--.-	--.-	--.-	--.-	--.-	--.-					
Top Speed [km/h]	--.-	--.-	--.-	--.-	--.-	--.-	--.-	--.-					
Avg. Dist. to Rail [m]	-.-	-.-	-.-	-.-	-.-	-.-	-.-	-.-					
Avg. Stride Freq. [Hz]	--.-	--.-	--.-	--.-	--.-	--.-	--.-	--.-					
Avg. Stride Length [m]	--.-	--.-	--.-	--.-	--.-	--.-	--.-	--.-					

- [] Ranking at each section and finish
- :--:-- No data available at this section
- NA No data available



TownsvilleProfessional

Race 5: Great Northern Brewing Co BM55 Handicap - 1400m

21 October 2025 - 16:10



Track Rating: Good 4, Weather: Fine, Rail Position: +4m 1000m-W/Post, +3m

Section		Overall				1200m	1000m	800m	600m	400m	Last 600m	
Field Times		1:23.02				1:08.68	0:57.96	0:46.68	0:35.30	0:23.76	0:35.30	
		(0:14.34)				(0:10.72)	(0:11.28)	(0:11.38)	(0:11.54)	(0:11.59)		
Rank	TAB	Horse/Jockey	Barrier	Top Speed [km/h]	Fastest Section							Distance Travelled [m]
1	4	KEEP ON RUNNING	7	67.4	0:10.77	1:23.02 [1]	1:08.65 [2]	0:57.88 [2]	0:46.60 [3]	0:35.23 [2]	0:23.75 [2]	0:35.23
		Ashley Butler		1200m	1200m	(0:14.37)	(0:10.77)	(0:11.28)	(0:11.37)	(0:11.48)	(0:11.58)	
2	8	LET'S RIDE	8	67.8	0:10.96	1:23.25 [2]	1:08.73 [5]	0:57.77 [5]	0:46.41 [6]	0:34.87 [6]	0:23.44 [6]	0:34.87 +7
		Sean Cormack		1200m	1200m	(0:14.52)	(0:10.96)	(0:11.36)	(0:11.54)	(0:11.43)	(0:11.50)	
3	6	OUR IMPACT	4	68.5	0:10.93	1:23.34 [3]	1:09.00 [1]	0:58.07 [3]	0:46.60 [4]	0:35.19 [4]	0:23.80 [4]	0:35.19 +3
		Aidan Holt		1200m	1200m	(0:14.34)	(0:10.93)	(0:11.47)	(0:11.41)	(0:11.39)	(0:11.51)	
4	7	STARMEIRA	3	66.8	0:10.84	1:23.35 [4]	1:08.90 [4]	0:58.06 [4]	0:47.01 [1]	0:35.63 [1]	0:23.86 [3]	0:35.63 +3
		Wanderson D'Avila		Overall	1200m	(0:14.45)	(0:10.84)	(0:11.05)	(0:11.38)	(0:11.77)	(0:11.71)	
5	3	GOODNIGHT ROMEO	2	66.7	0:10.99	1:23.53 [5]	1:08.89 [6]	0:57.90 [6]	0:46.69 [5]	0:35.21 [5]	0:23.73 [5]	0:35.21 -2
		Micheal McDonald		1200m	1200m	(0:14.64)	(0:10.99)	(0:11.21)	(0:11.48)	(0:11.48)	(0:11.56)	
6	1	THE HAIRDRESSER	1	65.7	0:11.12	1:23.78 [6]	1:09.06 [8]	0:57.94 [8]	0:46.72 [7]	0:35.29 [7]	0:23.88 [7]	0:35.29 -3
		Ryan Wiggins		1200m	1200m	(0:14.72)	(0:11.12)	(0:11.22)	(0:11.43)	(0:11.41)	(0:11.55)	
7	5	SIR MAXIMUS	5	66.9	0:11.00	1:23.91 [7]	1:09.21 [7]	0:58.21 [7]	0:46.82 [8]	0:35.34 [8]	0:23.84 [8]	0:35.34 +5
		Ivo Fry		1200m	1200m	(0:14.70)	(0:11.00)	(0:11.39)	(0:11.48)	(0:11.50)	(0:11.67)	
8	2	AIDENABET	6	69.4	0:10.62	1:23.99 [8]	1:09.55 [3]	0:58.93 [1]	0:47.63 [2]	0:36.20 [3]	0:24.73 [1]	0:36.20 +0
		Lacey Morrison		1200m	1200m	(0:14.44)	(0:10.62)	(0:11.30)	(0:11.43)	(0:11.47)	(0:11.91)	



Townsville Professional

Race 5: Great Northern Brewing Co BM55 Handicap - 1400m

21 October 2025 - 16:10



Track Rating: Good 4, Weather: Fine, Rail Position: +4m 1000m-W/Post, +3m

Section Field Times				200m 0:12.17 (0:12.17)				Last 600m 0:35.30	
Rank	TAB	Horse/Jockey	Barrier	Top Speed [km/h]	Fastest Section	Margin		Distance Travelled [m]	
1	4	KEEP ON RUNNING	7	67.4	0:10.77	0:12.17 [1]	1:23.02	0:35.23	
		Ashley Butler		1200m	1200m	(0:12.17)			
2	8	LET'S RIDE	8	67.8	0:10.96	0:11.94 [5]	1.35L	0:34.87	+7
		Sean Cormack		1200m	1200m	(0:11.94)			
3	6	OUR IMPACT	4	68.5	0:10.93	0:12.29 [2]	1.88L	0:35.19	+3
		Aidan Holt		1200m	1200m	(0:12.29)			
4	7	STARMEIRA	3	66.8	0:10.84	0:12.15 [4]	1.98L	0:35.63	+3
		Wanderson D'Avila		Overall	1200m	(0:12.15)			
5	3	GOODNIGHT ROMEO	2	66.7	0:10.99	0:12.17 [6]	3L	0:35.21	-2
		Micheal McDonald		1200m	1200m	(0:12.17)			
6	1	THE HAIRDRESSER	1	65.7	0:11.12	0:12.33 [7]	4.51L	0:35.29	-3
		Ryan Wiggins		1200m	1200m	(0:12.33)			
7	5	SIR MAXIMUS	5	66.9	0:11.00	0:12.17 [8]	5.25L	0:35.34	+5
		Ivo Fry		1200m	1200m	(0:12.17)			
8	2	AIDENABET	6	69.4	0:10.62	0:12.82 [3]	5.71L	0:36.20	+0
		Lacey Morrison		1200m	1200m	(0:12.82)			



Horse/Jockey Name	Keep On Running
Final Rank	1
Fastest Section Time (Section)	0:10.77 (1200m)
Top Speed [km/h] (Section)	67.4 (1200m)
Race State	Finished



TownsvilleProfessional

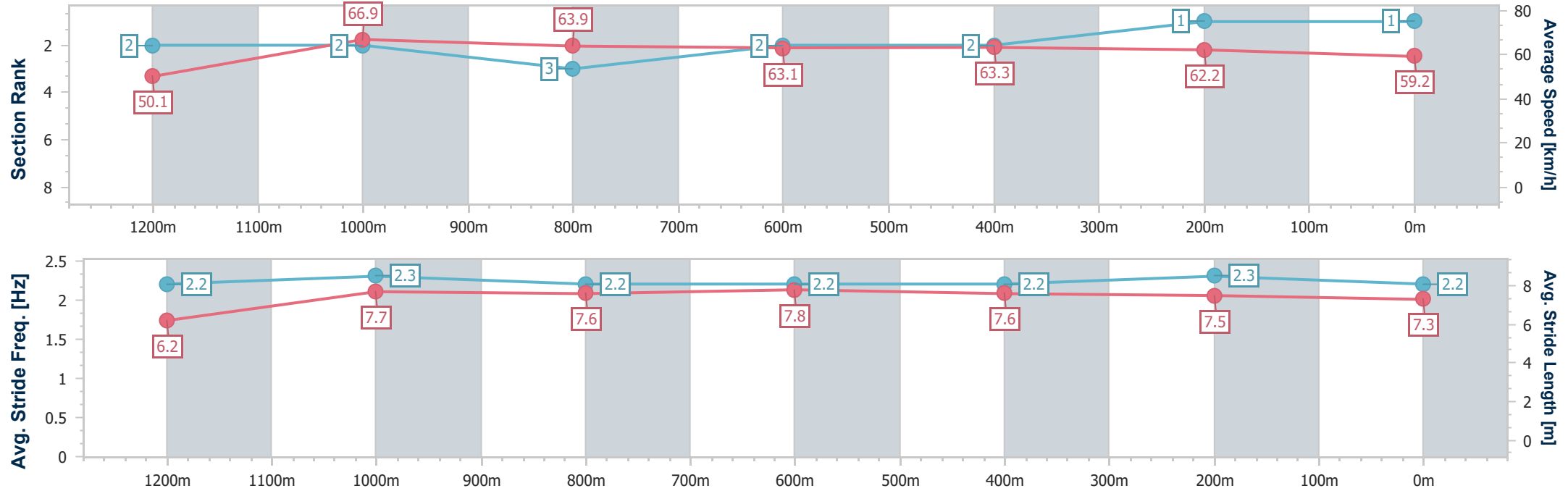
Race 5: Great Northern Brewing Co BM55 Handicap - 1400m

21 October 2025 - 16:10

Track Rating: Good 4, Weather: Fine, Rail Position: +4m 1000m-
W/Post, +3m



Section	Overall	1200m	1000m	800m	600m	400m	200m						
Section Times	1:23.02 [1] (0:14.37)	1:08.65 [2] (0:10.77)	0:57.88 [2] (0:11.28)	0:46.60 [3] (0:11.37)	0:35.23 [2] (0:11.48)	0:23.75 [2] (0:11.58)	0:12.17 [1] (0:12.17)						
Average Speed [km/h]	50.1	66.9	63.9	63.1	63.3	62.2	59.2						
Top Speed [km/h]	67.0	67.4	65.5	63.9	63.8	63.1	61.5						
Avg. Dist. to Rail [m]	8.6	3.5	0.5	0.4	1.2	2.0	0.5						
Avg. Stride Freq. [Hz]	2.2	2.3	2.2	2.2	2.2	2.3	2.2						
Avg. Stride Length [m]	6.2	7.7	7.6	7.8	7.6	7.5	7.3						





Horse/Jockey Name	Let's Ride
Final Rank	2
Fastest Section Time (Section)	0:10.96 (1200m)
Top Speed [km/h] (Section)	67.8 (1200m)
Race State	Finished



TownsvilleProfessional

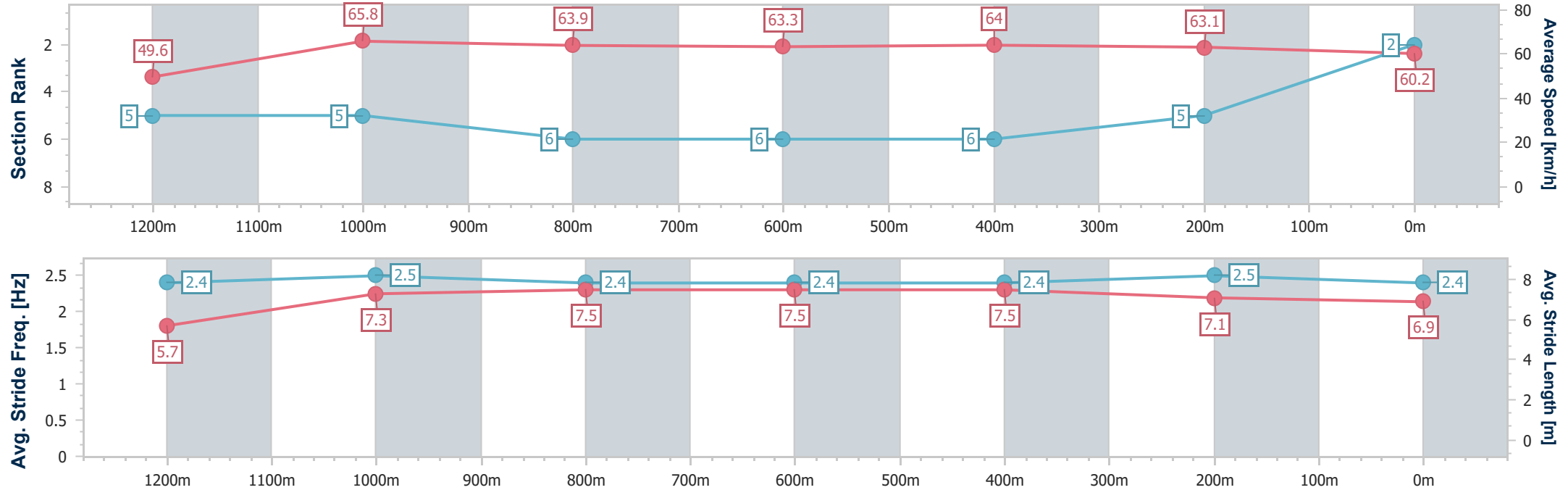
Race 5: Great Northern Brewing Co BM55 Handicap - 1400m

21 October 2025 - 16:10

Track Rating: Good 4, Weather: Fine, Rail Position: +4m 1000m-
W/Post, +3m



Section	Overall	1200m	1000m	800m	600m	400m	200m						
Section Times	1:23.25 [2] (0:14.52)	1:08.73 [5] (0:10.96)	0:57.77 [5] (0:11.36)	0:46.41 [6] (0:11.54)	0:34.87 [6] (0:11.43)	0:23.44 [6] (0:11.50)	0:11.94 [5] (0:11.94)						
Average Speed [km/h]	49.6	65.8	63.9	63.3	64.0	63.1	60.2						
Top Speed [km/h]	64.6	67.8	64.6	64.1	65.6	65.3	62.1						
Avg. Dist. to Rail [m]	5.8	0.7	1.9	2.6	3.3	5.1	6.1						
Avg. Stride Freq. [Hz]	2.4	2.5	2.4	2.4	2.4	2.5	2.4						
Avg. Stride Length [m]	5.7	7.3	7.5	7.5	7.5	7.1	6.9						





Horse/Jockey Name	Our Impact
Final Rank	3
Fastest Section Time (Section)	0:10.93 (1200m)
Top Speed [km/h] (Section)	68.5 (1200m)
Race State	Finished



TownsvilleProfessional

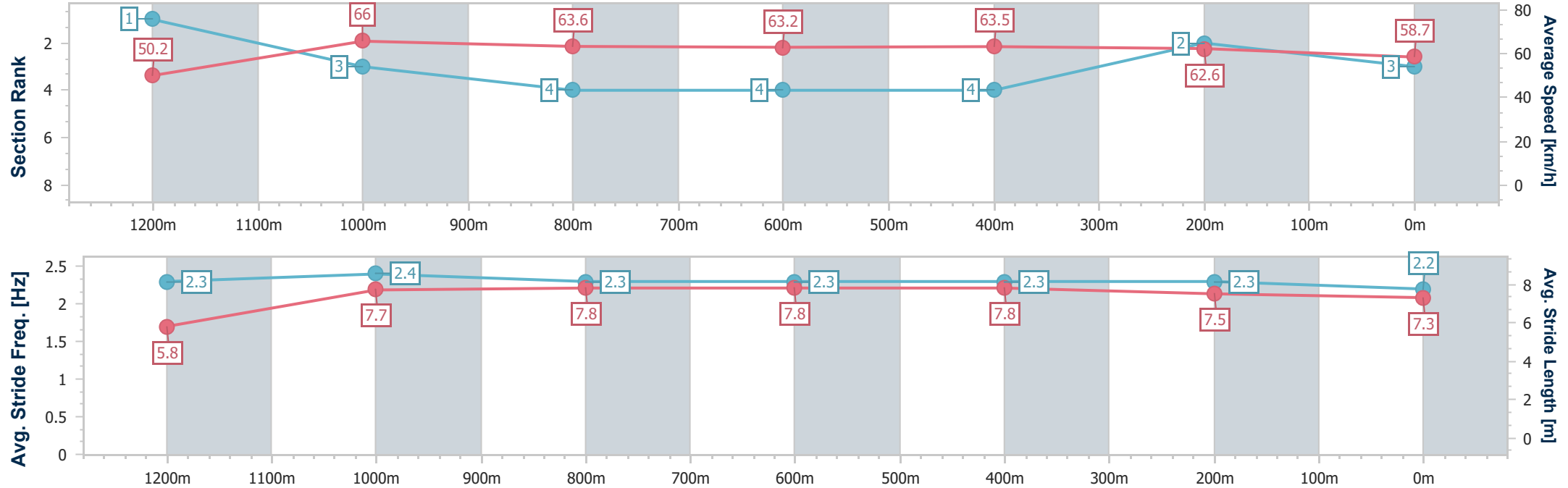
Race 5: Great Northern Brewing Co BM55 Handicap - 1400m

21 October 2025 - 16:10

Track Rating: Good 4, Weather: Fine, Rail Position: +4m 1000m-
W/Post, +3m



Section	Overall	1200m	1000m	800m	600m	400m	200m						
Section Times	1:23.34 [3] (0:14.34)	1:09.00 [1] (0:10.93)	0:58.07 [3] (0:11.47)	0:46.60 [4] (0:11.41)	0:35.19 [4] (0:11.39)	0:23.80 [4] (0:11.51)	0:12.29 [2] (0:12.29)						
Average Speed [km/h]	50.2	66.0	63.6	63.2	63.5	62.6	58.7						
Top Speed [km/h]	67.9	68.5	65.0	64.3	64.3	63.7	61.0						
Avg. Dist. to Rail [m]	5.1	2.5	2.5	0.7	0.6	2.7	3.2						
Avg. Stride Freq. [Hz]	2.3	2.4	2.3	2.3	2.3	2.3	2.2						
Avg. Stride Length [m]	5.8	7.7	7.8	7.8	7.8	7.5	7.3						





Horse/Jockey Name	Starmeira
Final Rank	4
Fastest Section Time (Section)	0:10.84 (1200m)
Top Speed [km/h] (Section)	66.8 (Overall)
Race State	Finished



TownsvilleProfessional

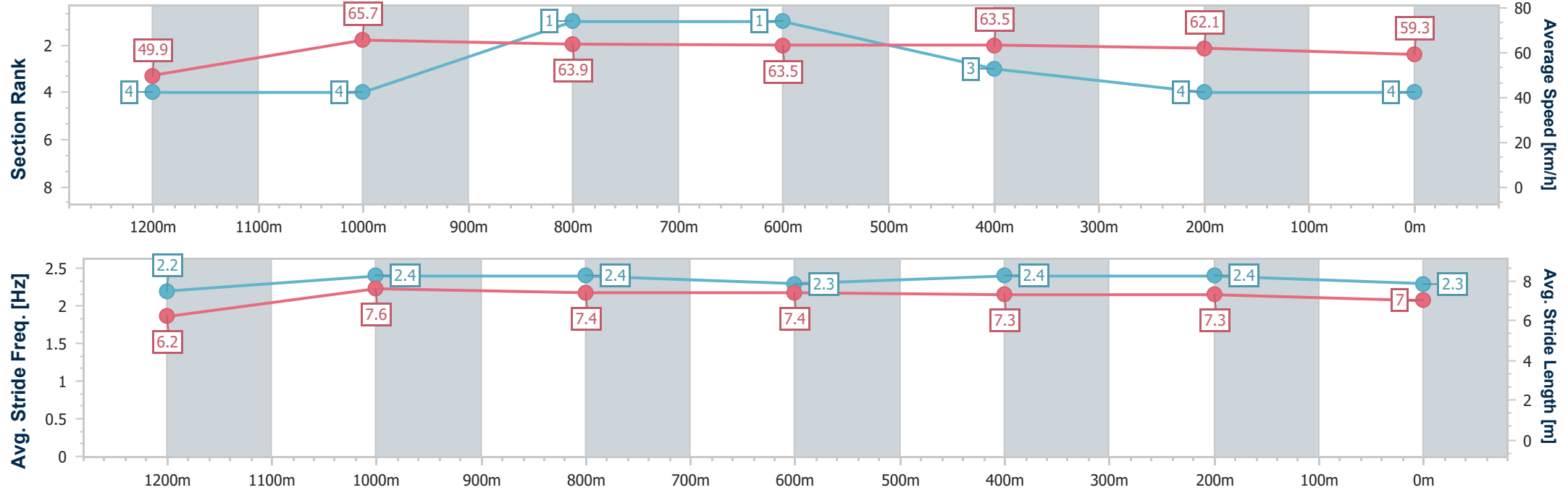
Race 5: Great Northern Brewing Co BM55 Handicap - 1400m

21 October 2025 - 16:10

Track Rating: Good 4, Weather: Fine, Rail Position: +4m 1000m-W/Post, +3m



Section	Overall	1200m	1000m	800m	600m	400m	200m						
Section Times	1:23.35 [4] (0:14.45)	1:08.90 [4] (0:10.84)	0:58.06 [4] (0:11.05)	0:47.01 [1] (0:11.38)	0:35.63 [1] (0:11.77)	0:23.86 [3] (0:11.71)	0:12.15 [4] (0:12.15)						
Average Speed [km/h]	49.9	65.7	63.9	63.5	63.5	62.1	59.3						
Top Speed [km/h]	66.8	66.2	65.6	65.7	65.6	63.0	61.4						
Avg. Dist. to Rail [m]	7.9	10.4	4.2	2.1	7.3	3.8	1.6						
Avg. Stride Freq. [Hz]	2.2	2.4	2.4	2.3	2.4	2.4	2.3						
Avg. Stride Length [m]	6.2	7.6	7.4	7.4	7.3	7.3	7.0						





Horse/Jockey Name	Goodnight Romeo
Final Rank	5
Fastest Section Time (Section)	0:10.99 (1200m)
Top Speed [km/h] (Section)	66.7 (1200m)
Race State	Finished



TownsvilleProfessional

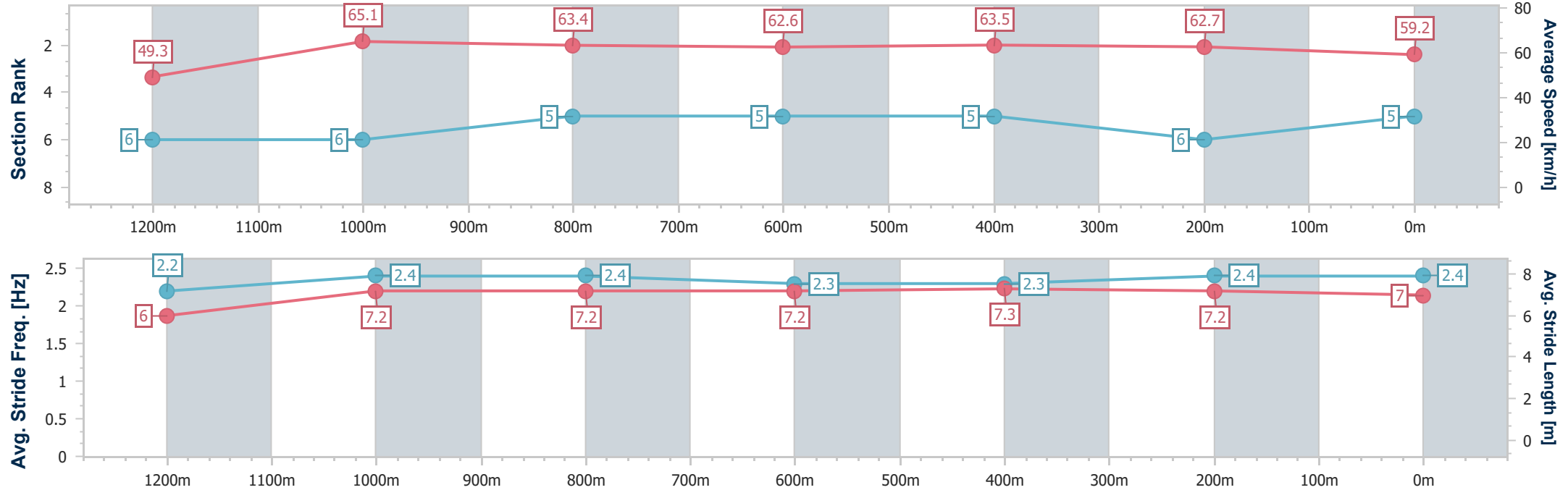
Race 5: Great Northern Brewing Co BM55 Handicap - 1400m

21 October 2025 - 16:10

Track Rating: Good 4, Weather: Fine, Rail Position: +4m 1000m-
W/Post, +3m



Section	Overall	1200m	1000m	800m	600m	400m	200m						
Section Times	1:23.53 [5] (0:14.64)	1:08.89 [6] (0:10.99)	0:57.90 [6] (0:11.21)	0:46.69 [5] (0:11.48)	0:35.21 [5] (0:11.48)	0:23.73 [5] (0:11.56)	0:12.17 [6] (0:12.17)						
Average Speed [km/h]	49.3	65.1	63.4	62.6	63.5	62.7	59.2						
Top Speed [km/h]	63.0	66.7	64.3	63.7	64.4	64.4	62.7						
Avg. Dist. to Rail [m]	2.5	3.2	2.8	0.5	2.4	4.8	5.7						
Avg. Stride Freq. [Hz]	2.2	2.4	2.4	2.3	2.3	2.4	2.4						
Avg. Stride Length [m]	6.0	7.2	7.2	7.2	7.3	7.2	7.0						



[] Ranking at each section and finish
-.-.- No data available at this section
NA No data available



Horse/Jockey Name	The Hairdresser
Final Rank	6
Fastest Section Time (Section)	0:11.12 (1200m)
Top Speed [km/h] (Section)	65.7 (1200m)
Race State	Finished



TownsvilleProfessional

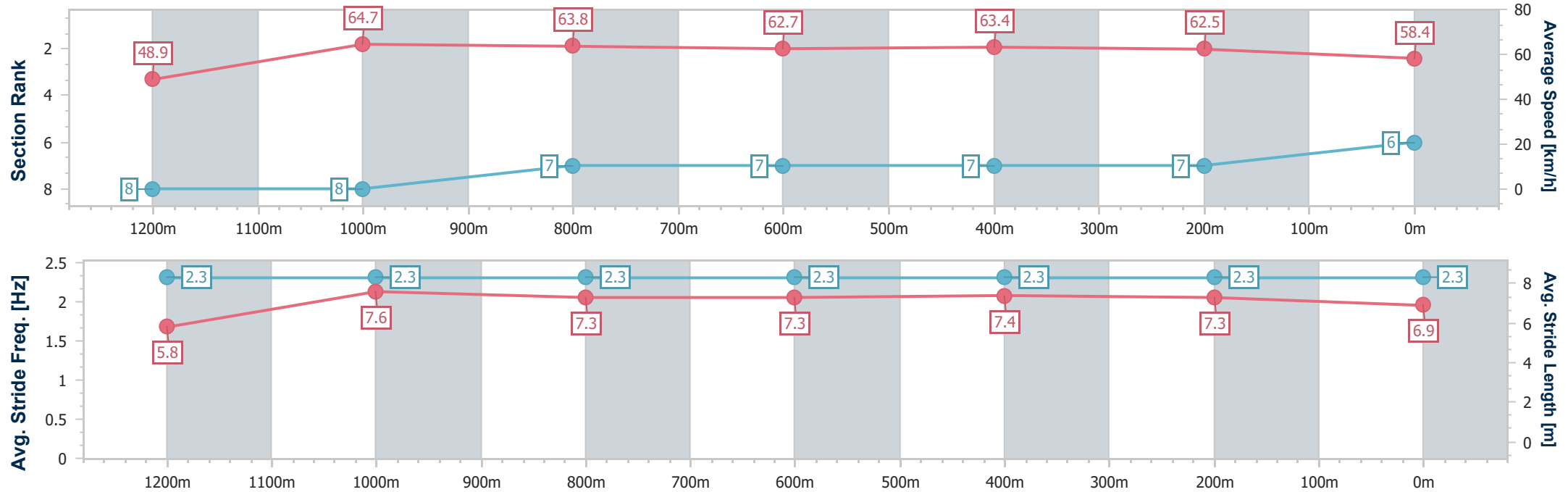
Race 5: Great Northern Brewing Co BM55 Handicap - 1400m

21 October 2025 - 16:10

Track Rating: Good 4, Weather: Fine, Rail Position: +4m 1000m-
W/Post, +3m



Section	Overall	1200m	1000m	800m	600m	400m	200m						
Section Times	1:23.78 [6] (0:14.72)	1:09.06 [8] (0:11.12)	0:57.94 [8] (0:11.22)	0:46.72 [7] (0:11.43)	0:35.29 [7] (0:11.41)	0:23.88 [7] (0:11.55)	0:12.33 [7] (0:12.33)						
Average Speed [km/h]	48.9	64.7	63.8	62.7	63.4	62.5	58.4						
Top Speed [km/h]	64.5	65.7	64.8	63.6	64.2	64.2	60.4						
Avg. Dist. to Rail [m]	3.3	0.7	0.7	1.0	0.6	3.2	3.2						
Avg. Stride Freq. [Hz]	2.3	2.3	2.3	2.3	2.3	2.3	2.3						
Avg. Stride Length [m]	5.8	7.6	7.3	7.3	7.4	7.3	6.9						





Horse/Jockey Name	Sir Maximus
Final Rank	7
Fastest Section Time (Section)	0:11.00 (1200m)
Top Speed [km/h] (Section)	66.9 (1200m)
Race State	Finished



TownsvilleProfessional

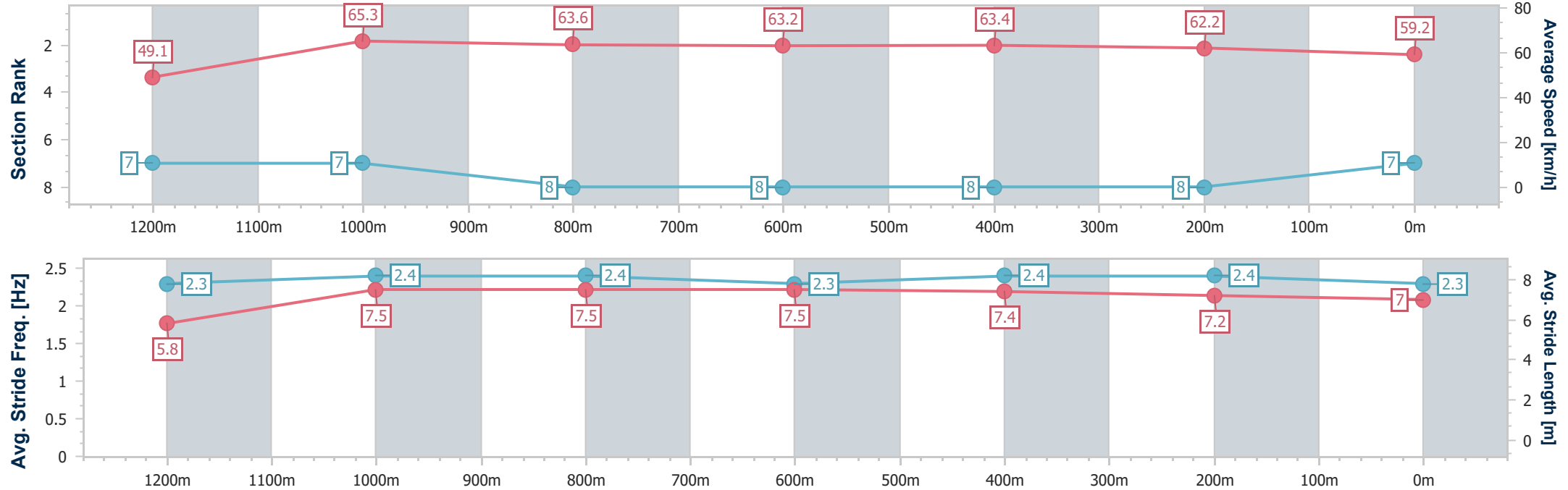
Race 5: Great Northern Brewing Co BM55 Handicap - 1400m

21 October 2025 - 16:10

Track Rating: Good 4, Weather: Fine, Rail Position: +4m 1000m-W/Post, +3m



Section	Overall	1200m	1000m	800m	600m	400m	200m						
Section Times	1:23.91 [7] (0:14.70)	1:09.21 [7] (0:11.00)	0:58.21 [7] (0:11.39)	0:46.82 [8] (0:11.48)	0:35.34 [8] (0:11.50)	0:23.84 [8] (0:11.67)	0:12.17 [8] (0:12.17)						
Average Speed [km/h]	49.1	65.3	63.6	63.2	63.4	62.2	59.2						
Top Speed [km/h]	64.7	66.9	64.7	64.6	64.8	63.3	61.0						
Avg. Dist. to Rail [m]	5.0	0.3	1.5	1.6	2.6	7.1	8.7						
Avg. Stride Freq. [Hz]	2.3	2.4	2.4	2.3	2.4	2.4	2.3						
Avg. Stride Length [m]	5.8	7.5	7.5	7.5	7.4	7.2	7.0						





Horse/Jockey Name	Aidenabet
Final Rank	8
Fastest Section Time (Section)	0:10.62 (1200m)
Top Speed [km/h] (Section)	69.4 (1200m)
Race State	Finished



TownsvilleProfessional

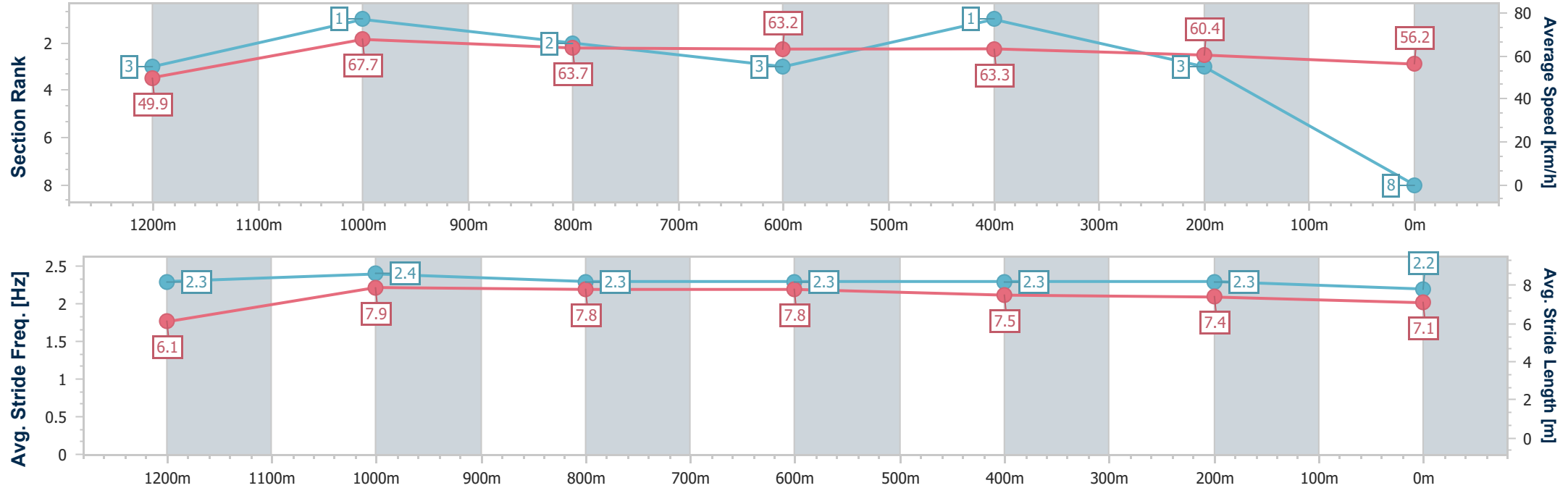
Race 5: Great Northern Brewing Co BM55 Handicap - 1400m

21 October 2025 - 16:10

Track Rating: Good 4, Weather: Fine, Rail Position: +4m 1000m-
W/Post, +3m



Section	Overall	1200m	1000m	800m	600m	400m	200m						
Section Times	1:23.99 [8] (0:14.44)	1:09.55 [3] (0:10.62)	0:58.93 [1] (0:11.30)	0:47.63 [2] (0:11.43)	0:36.20 [3] (0:11.47)	0:24.73 [1] (0:11.91)	0:12.82 [3] (0:12.82)						
Average Speed [km/h]	49.9	67.7	63.7	63.2	63.3	60.4	56.2						
Top Speed [km/h]	67.4	69.4	66.0	64.3	64.7	62.2	58.8						
Avg. Dist. to Rail [m]	7.2	1.7	1.0	0.4	1.7	0.7	0.3						
Avg. Stride Freq. [Hz]	2.3	2.4	2.3	2.3	2.3	2.3	2.2						
Avg. Stride Length [m]	6.1	7.9	7.8	7.8	7.5	7.4	7.1						





TownsvilleProfessional
Race 6: Mitavite BM65 Handicap - 1200m
21 October 2025 - 16:45



Track Rating: Good 4, Weather: Fine, Rail Position: +4m 1000m-W/Post, +3m

Section		Overall				1000m	800m	600m	400m	200m	Last 600m		
Field Times		1:09.48				0:56.08	0:45.70	0:34.78	0:23.53	0:11.91	0:34.78		
		(0:13.40)				(0:10.38)	(0:10.92)	(0:11.25)	(0:11.62)	(0:11.91)			
Rank	TAB Horse/Jockey	Barrier	Top Speed [km/h]	Fastest Section							Margin	Distance Travelled [m]	
1	8 PRINCE AKEEM	4	69.6	0:10.72	1:09.48 [1]	0:55.76 [6]	0:45.04 [7]	0:34.28 [8]	0:23.05 [8]	0:11.68 [4]	1:09.48	0:34.28	
	Lacey Morrison		1000m	1000m	(0:13.72)	(0:10.72)	(0:10.76)	(0:11.23)	(0:11.37)	(0:11.68)			
2	2 CANDLELIT	7	70.1	0:10.48	1:09.82 [2]	0:55.65 [8]	0:45.17 [8]	0:34.66 [7]	0:23.61 [4]	0:12.05 [3]	2L	0:34.66	+2
	Gabrielle Semmens		800m	1000m	(0:14.17)	(0:10.48)	(0:10.51)	(0:11.05)	(0:11.56)	(0:12.05)			
3	1 TRAPASSI	3	69.8	0:10.44	1:09.99 [3]	0:56.12 [7]	0:45.68 [6]	0:34.98 [5]	0:23.72 [6]	0:12.02 [8]	2.99L	0:34.98	-7
	Graham Kliese		1000m	1000m	(0:13.87)	(0:10.44)	(0:10.70)	(0:11.26)	(0:11.70)	(0:12.02)			
4	6 NO LOVE LOST	5	70.2	0:10.65	1:10.04 [4]	0:56.64 [1]	0:45.99 [3]	0:35.24 [2]	0:24.09 [1]	0:12.47 [1]	3.29L	0:35.24	-5
	Adam Sewell		1000m	1000m	(0:13.40)	(0:10.65)	(0:10.75)	(0:11.15)	(0:11.62)	(0:12.47)			
5	7 TO LOVE SOMEBODY	2	69.7	0:10.61	1:10.17 [5]	0:56.48 [5]	0:45.87 [5]	0:35.09 [6]	0:23.84 [7]	0:12.32 [6]	4.06L	0:35.09	-3
	Olivia Kendal		1000m	1000m	(0:13.69)	(0:10.61)	(0:10.78)	(0:11.25)	(0:11.52)	(0:12.32)			
6	3 MUTAFIQ	1	68.7	0:10.49	1:10.28 [6]	0:56.80 [3]	0:46.31 [2]	0:35.43 [3]	0:24.07 [4]	0:12.41 [7]	4.69L	0:35.43	-6
	Ryan Wiggins		1000m	1000m	(0:13.48)	(0:10.49)	(0:10.88)	(0:11.36)	(0:11.66)	(0:12.41)			
7	5 HOT PURSUIT	8	68.6	0:10.37	1:10.33 [7]	0:56.92 [2]	0:46.55 [1]	0:35.63 [1]	0:24.38 [1]	0:12.62 [2]	4.97L	0:35.63	-1
	Ivo Fry		800m	1000m	(0:13.41)	(0:10.37)	(0:10.92)	(0:11.25)	(0:11.76)	(0:12.62)			
8	9 SINGULAR	6	69.4	0:10.54	1:10.64 [8]	0:57.07 [4]	0:46.53 [4]	0:35.71 [4]	0:24.46 [3]	0:12.81 [5]	6.8L	0:35.71	-3
	Sean Cormack		1000m	1000m	(0:13.57)	(0:10.54)	(0:10.82)	(0:11.25)	(0:11.65)	(0:12.81)			

Scratched: New Level (#4)



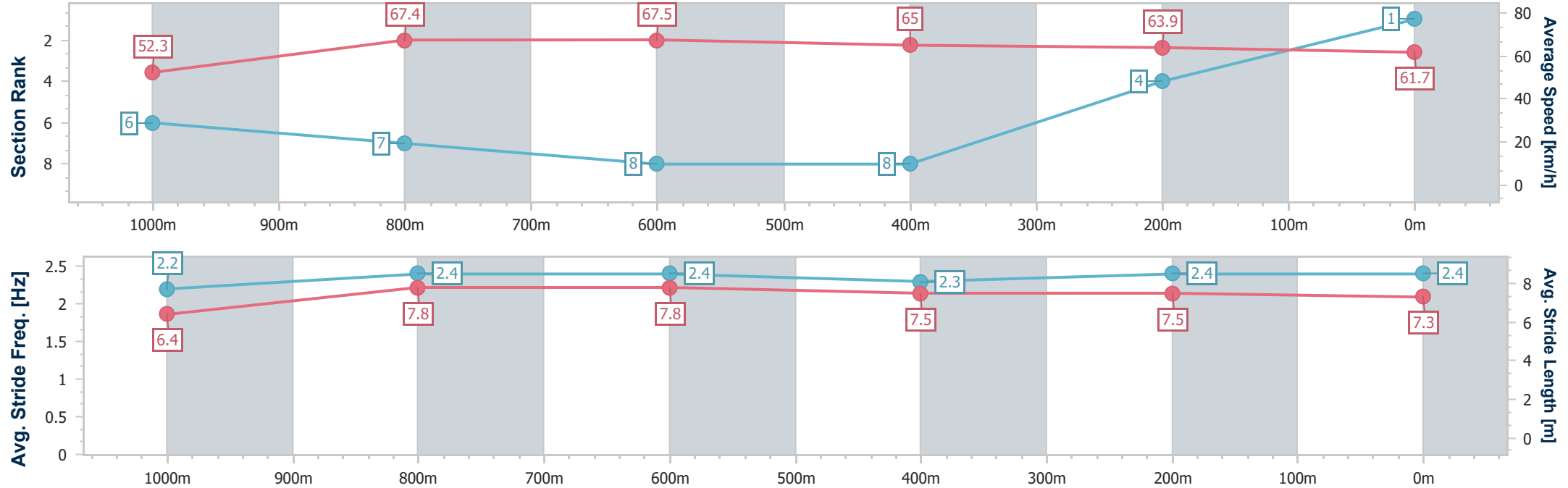
Horse/Jockey Name	Prince Akeem
Final Rank	1
Fastest Section Time (Section)	0:10.72 (1000m)
Top Speed [km/h] (Section)	69.6 (1000m)
Race State	Finished



TownsvilleProfessional
Race 6: Mitavite BM65 Handicap - 1200m
21 October 2025 - 16:45
Track Rating: Good 4, Weather: Fine, Rail Position: +4m 1000m-
W/Post, +3m



Section	Overall	1000m	800m	600m	400m	200m							
Section Times	1:09.48 [1] (0:13.72)	0:55.76 [6] (0:10.72)	0:45.04 [7] (0:10.76)	0:34.28 [8] (0:11.23)	0:23.05 [8] (0:11.37)	0:11.68 [4] (0:11.68)							
Average Speed [km/h]	52.3	67.4	67.5	65.0	63.9	61.7							
Top Speed [km/h]	68.9	69.6	69.6	66.7	65.1	64.1							
Avg. Dist. to Rail [m]	4.3	1.1	1.5	2.9	6.2	5.7							
Avg. Stride Freq. [Hz]	2.2	2.4	2.4	2.3	2.4	2.4							
Avg. Stride Length [m]	6.4	7.8	7.8	7.5	7.5	7.3							





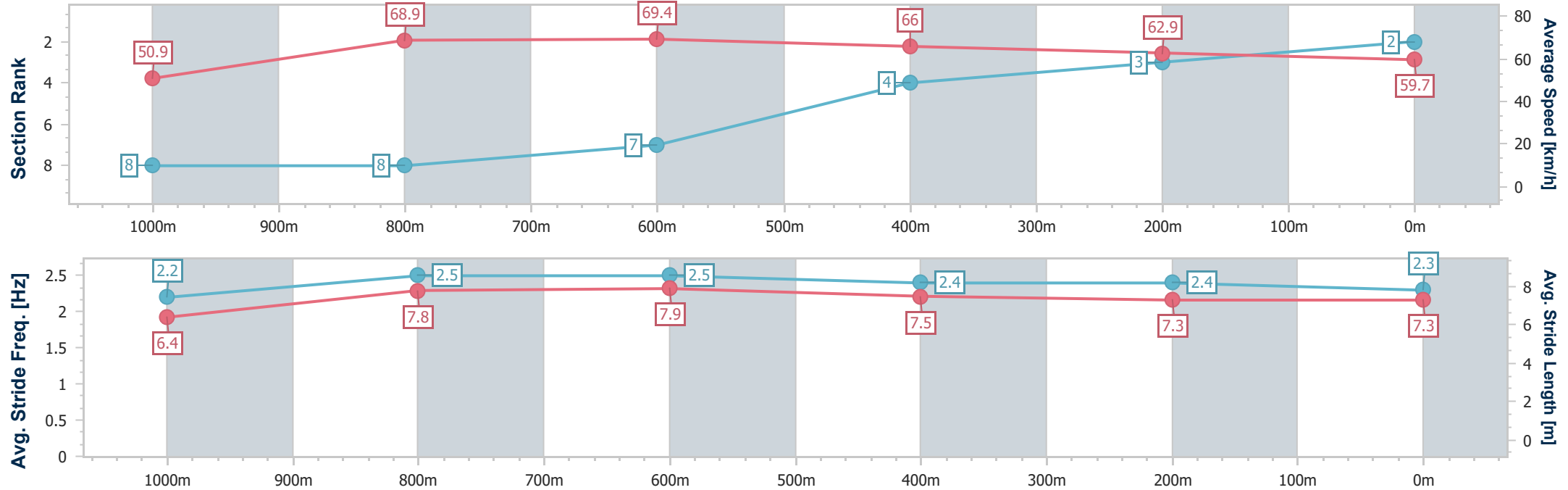
Horse/Jockey Name	Candlelit
Final Rank	2
Fastest Section Time (Section)	0:10.48 (1000m)
Top Speed [km/h] (Section)	70.1 (800m)
Race State	Finished



TownsvilleProfessional
Race 6: Mitavite BM65 Handicap - 1200m
21 October 2025 - 16:45
Track Rating: Good 4, Weather: Fine, Rail Position: +4m 1000m-
W/Post, +3m



Section	Overall	1000m	800m	600m	400m	200m							
Section Times	1:09.82 [2] (0:14.17)	0:55.65 [8] (0:10.48)	0:45.17 [8] (0:10.51)	0:34.66 [7] (0:11.05)	0:23.61 [4] (0:11.56)	0:12.05 [3] (0:12.05)							
Average Speed [km/h]	50.9	68.9	69.4	66.0	62.9	59.7							
Top Speed [km/h]	67.9	69.9	70.1	69.2	64.0	61.6							
Avg. Dist. to Rail [m]	6.3	1.7	2.8	2.6	5.6	5.4							
Avg. Stride Freq. [Hz]	2.2	2.5	2.5	2.4	2.4	2.3							
Avg. Stride Length [m]	6.4	7.8	7.9	7.5	7.3	7.3							





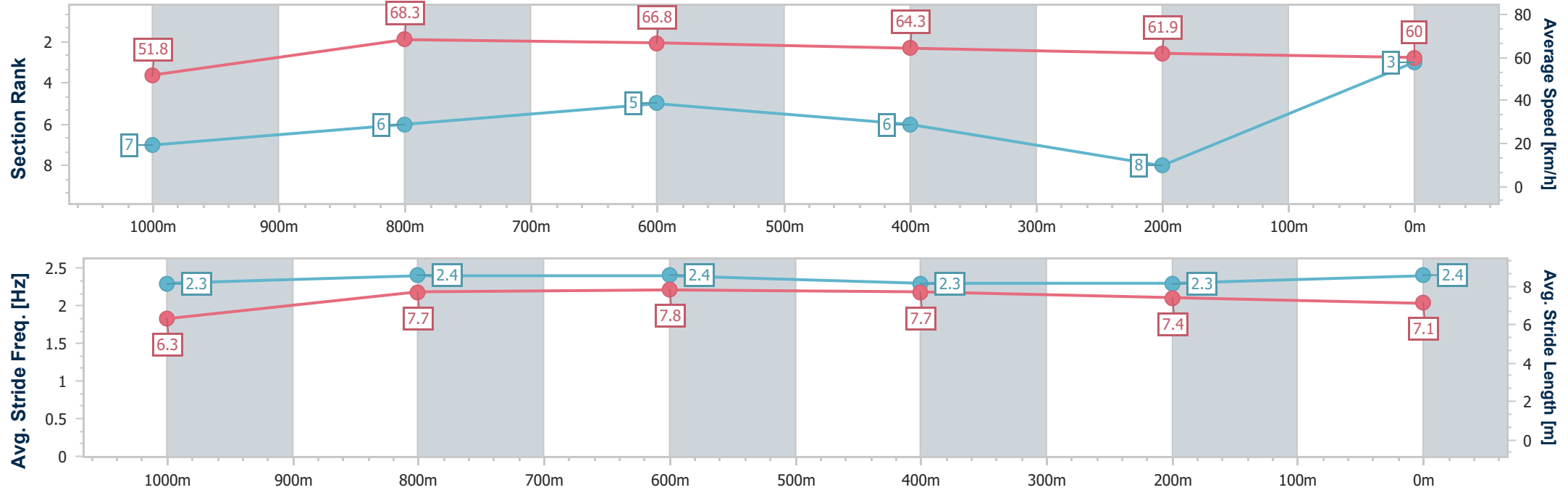
Horse/Jockey Name	Trapassi
Final Rank	3
Fastest Section Time (Section)	0:10.44 (1000m)
Top Speed [km/h] (Section)	69.8 (1000m)
Race State	Finished



TownsvilleProfessional
Race 6: Mitavite BM65 Handicap - 1200m
21 October 2025 - 16:45
Track Rating: Good 4, Weather: Fine, Rail Position: +4m 1000m-
W/Post, +3m



Section	Overall	1000m	800m	600m	400m	200m							
Section Times	1:09.99 [3] (0:13.87)	0:56.12 [7] (0:10.44)	0:45.68 [6] (0:10.70)	0:34.98 [5] (0:11.26)	0:23.72 [6] (0:11.70)	0:12.02 [8] (0:12.02)							
Average Speed [km/h]	51.8	68.3	66.8	64.3	61.9	60.0							
Top Speed [km/h]	69.3	69.8	69.7	65.7	62.8	61.3							
Avg. Dist. to Rail [m]	3.3	2.3	1.2	1.0	5.3	7.0							
Avg. Stride Freq. [Hz]	2.3	2.4	2.4	2.3	2.3	2.4							
Avg. Stride Length [m]	6.3	7.7	7.8	7.7	7.4	7.1							



[] Ranking at each section and finish
-.-.- No data available at this section
NA No data available



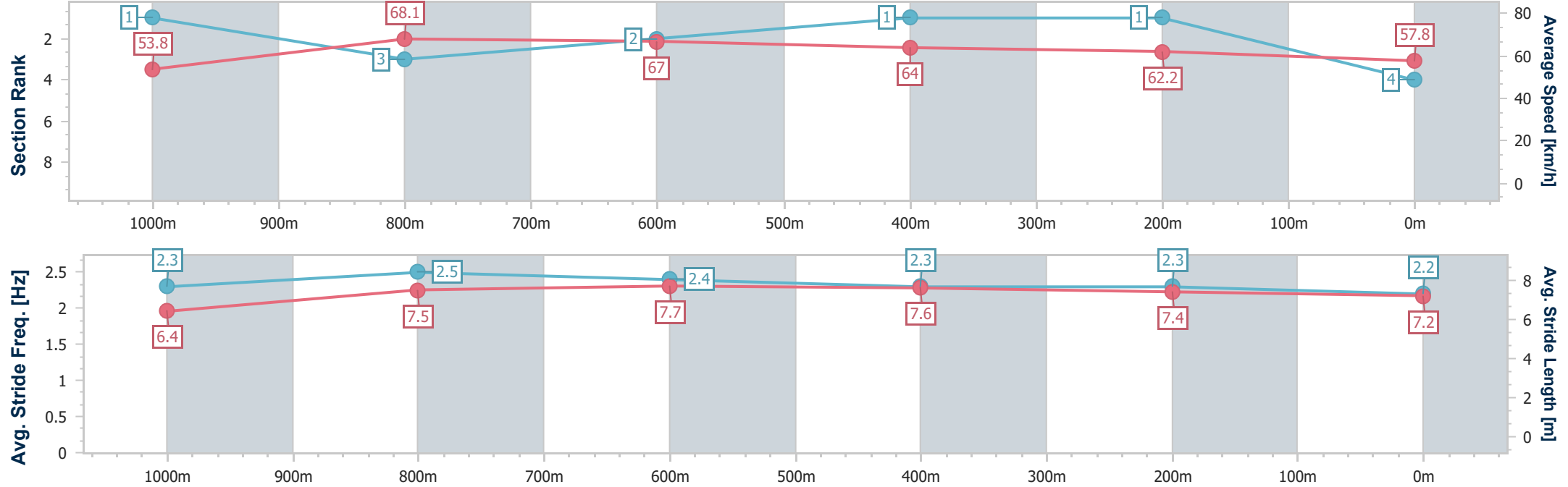
Horse/Jockey Name	No Love Lost
Final Rank	4
Fastest Section Time (Section)	0:10.65 (1000m)
Top Speed [km/h] (Section)	70.2 (1000m)
Race State	Finished



TownsvilleProfessional
Race 6: Mitavite BM65 Handicap - 1200m
21 October 2025 - 16:45
Track Rating: Good 4, Weather: Fine, Rail Position: +4m 1000m-
W/Post, +3m



Section	Overall	1000m	800m	600m	400m	200m							
Section Times	1:10.04 [4] (0:13.40)	0:56.64 [1] (0:10.65)	0:45.99 [3] (0:10.75)	0:35.24 [2] (0:11.15)	0:24.09 [1] (0:11.62)	0:12.47 [1] (0:12.47)							
Average Speed [km/h]	53.8	68.1	67.0	64.0	62.2	57.8							
Top Speed [km/h]	70.1	70.2	70.2	65.5	65.2	60.5							
Avg. Dist. to Rail [m]	5.1	1.5	1.2	1.3	2.8	4.5							
Avg. Stride Freq. [Hz]	2.3	2.5	2.4	2.3	2.3	2.2							
Avg. Stride Length [m]	6.4	7.5	7.7	7.6	7.4	7.2							



- [] Ranking at each section and finish
- .-.- No data available at this section
- NA No data available



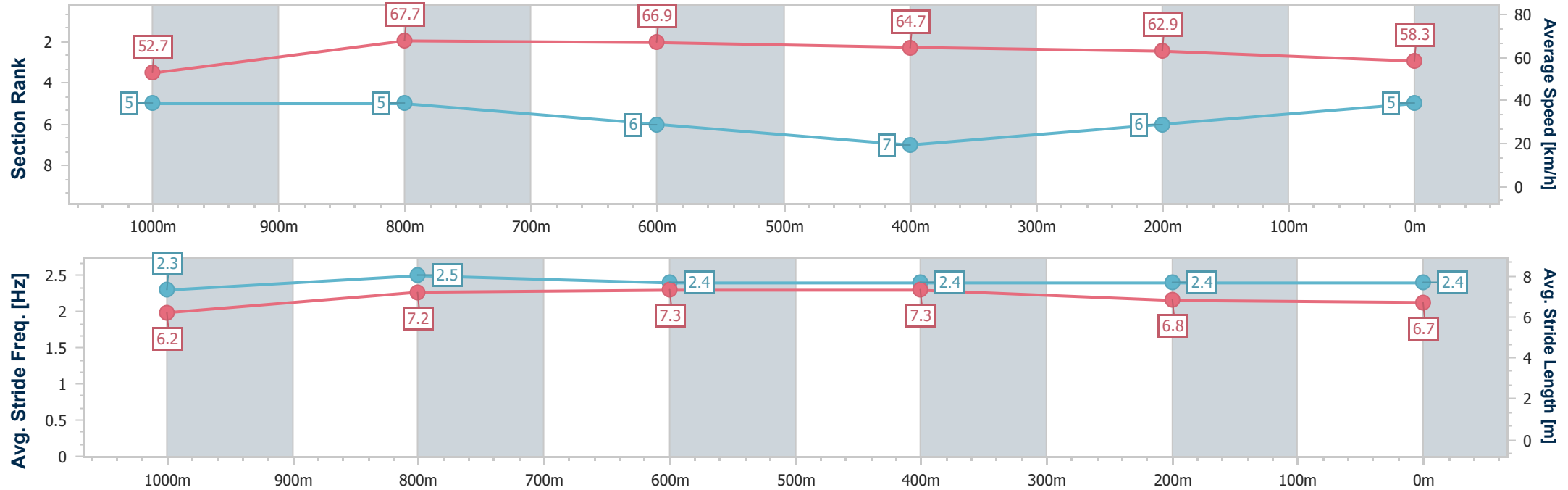
Horse/Jockey Name	To Love Somebody
Final Rank	5
Fastest Section Time (Section)	0:10.61 (1000m)
Top Speed [km/h] (Section)	69.7 (1000m)
Race State	Finished



TownsvilleProfessional
Race 6: Mitavite BM65 Handicap - 1200m
21 October 2025 - 16:45
Track Rating: Good 4, Weather: Fine, Rail Position: +4m 1000m-
W/Post, +3m



Section	Overall	1000m	800m	600m	400m	200m							
Section Times	1:10.17 [5] (0:13.69)	0:56.48 [5] (0:10.61)	0:45.87 [5] (0:10.78)	0:35.09 [6] (0:11.25)	0:23.84 [7] (0:11.52)	0:12.32 [6] (0:12.32)							
Average Speed [km/h]	52.7	67.7	66.9	64.7	62.9	58.3							
Top Speed [km/h]	66.9	69.7	68.5	66.3	65.0	61.4							
Avg. Dist. to Rail [m]	3.8	0.6	1.0	2.1	2.9	3.9							
Avg. Stride Freq. [Hz]	2.3	2.5	2.4	2.4	2.4	2.4							
Avg. Stride Length [m]	6.2	7.2	7.3	7.3	6.8	6.7							





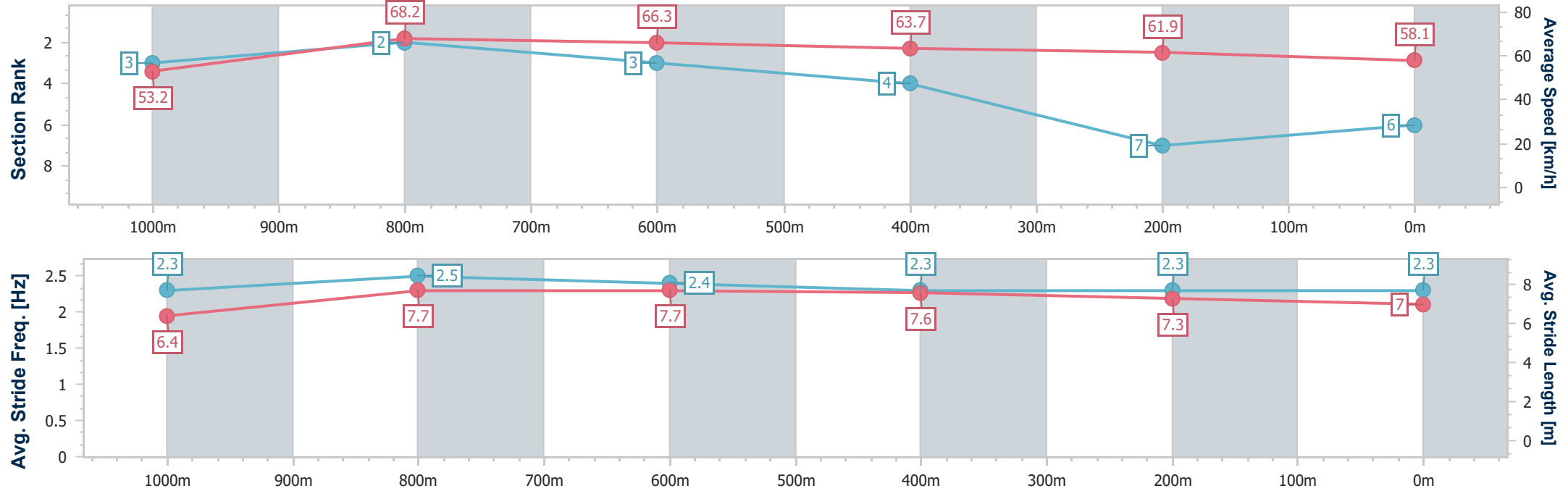
Horse/Jockey Name	Mutafiq
Final Rank	6
Fastest Section Time (Section)	0:10.49 (1000m)
Top Speed [km/h] (Section)	68.7 (1000m)
Race State	Finished



TownsvilleProfessional
Race 6: Mitavite BM65 Handicap - 1200m
21 October 2025 - 16:45
Track Rating: Good 4, Weather: Fine, Rail Position: +4m 1000m-
W/Post, +3m



Section	Overall	1000m	800m	600m	400m	200m							
Section Times	1:10.28 [6] (0:13.48)	0:56.80 [3] (0:10.49)	0:46.31 [2] (0:10.88)	0:35.43 [3] (0:11.36)	0:24.07 [4] (0:11.66)	0:12.41 [7] (0:12.41)							
Average Speed [km/h]	53.2	68.2	66.3	63.7	61.9	58.1							
Top Speed [km/h]	68.0	68.7	68.6	64.9	63.3	60.9							
Avg. Dist. to Rail [m]	2.0	1.6	0.8	0.9	1.8	2.3							
Avg. Stride Freq. [Hz]	2.3	2.5	2.4	2.3	2.3	2.3							
Avg. Stride Length [m]	6.4	7.7	7.7	7.6	7.3	7.0							





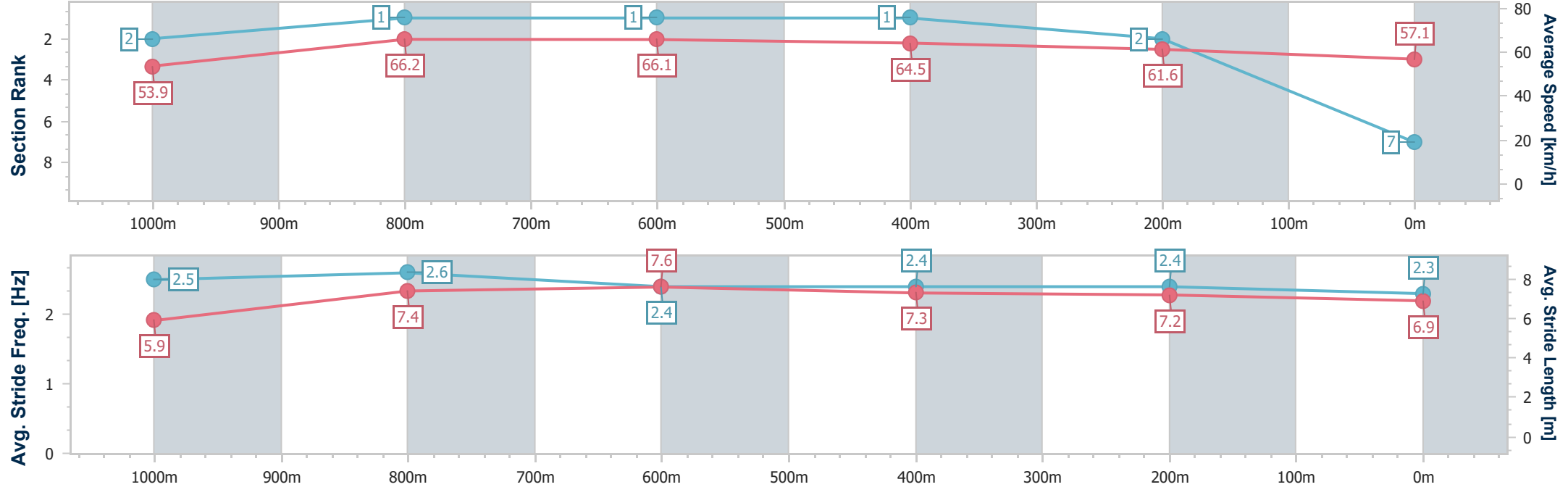
Horse/Jockey Name	Hot Pursuit
Final Rank	7
Fastest Section Time (Section)	0:10.37 (1000m)
Top Speed [km/h] (Section)	68.6 (800m)
Race State	Finished



TownsvilleProfessional
Race 6: Mitavite BM65 Handicap - 1200m
21 October 2025 - 16:45
Track Rating: Good 4, Weather: Fine, Rail Position: +4m 1000m-
W/Post, +3m



Section	Overall	1000m	800m	600m	400m	200m							
Section Times	1:10.33 [7] (0:13.41)	0:56.92 [2] (0:10.37)	0:46.55 [1] (0:10.92)	0:35.63 [1] (0:11.25)	0:24.38 [1] (0:11.76)	0:12.62 [2] (0:12.62)							
Average Speed [km/h]	53.9	66.2	66.1	64.5	61.6	57.1							
Top Speed [km/h]	67.0	67.7	68.6	67.2	63.9	60.3							
Avg. Dist. to Rail [m]	7.7	1.5	0.5	1.6	3.6	1.7							
Avg. Stride Freq. [Hz]	2.5	2.6	2.4	2.4	2.4	2.3							
Avg. Stride Length [m]	5.9	7.4	7.6	7.3	7.2	6.9							





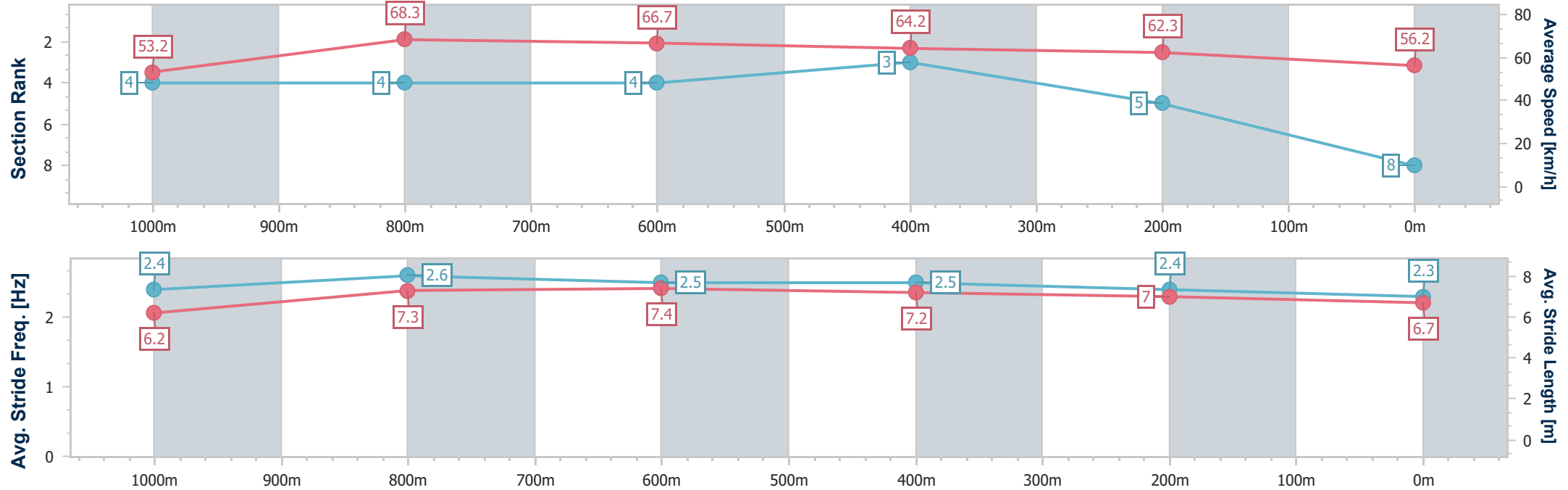
Horse/Jockey Name	Singular
Final Rank	8
Fastest Section Time (Section)	0:10.54 (1000m)
Top Speed [km/h] (Section)	69.4 (1000m)
Race State	Finished



TownsvilleProfessional
Race 6: Mitavite BM65 Handicap - 1200m
21 October 2025 - 16:45
Track Rating: Good 4, Weather: Fine, Rail Position: +4m 1000m-
W/Post, +3m



Section	Overall	1000m	800m	600m	400m	200m							
Section Times	1:10.64 [8] (0:13.57)	0:57.07 [4] (0:10.54)	0:46.53 [4] (0:10.82)	0:35.71 [4] (0:11.25)	0:24.46 [3] (0:11.65)	0:12.81 [5] (0:12.81)							
Average Speed [km/h]	53.2	68.3	66.7	64.2	62.3	56.2							
Top Speed [km/h]	69.0	69.4	68.2	66.6	64.6	60.1							
Avg. Dist. to Rail [m]	6.5	0.6	0.2	1.5	5.0	7.2							
Avg. Stride Freq. [Hz]	2.4	2.6	2.5	2.5	2.4	2.3							
Avg. Stride Length [m]	6.2	7.3	7.4	7.2	7.0	6.7							





Townsville Professional

Race 7: Pallarenda Stakes this Saturday Class 1 Handicap - 1000m

21 October 2025 - 17:25



Track Rating: Good 4, Weather: Fine, Rail Position: +4m 1000m-W/Post, +3m

Section						Overall	800m	600m	400m	200m	Last 600m		
Field Times						0:56.45 (0:12.99)	0:43.46 (0:09.94)	0:33.52 (0:10.60)	0:22.92 (0:11.28)	0:11.64 (0:11.64)	0:33.52		
Rank	TAB	Horse/Jockey	Barrier	Top Speed [km/h]	Fastest Section						Margin		
1	1	SILVER HAMMER	1	69.7	0:10.15	0:56.45 [1]	0:43.30 [5]	0:33.15 [4]	0:22.52 [4]	0:11.56 [4]	0:56.45	0:33.15	
		Tahlia Fenlon		600m	800m	(0:13.15)	(0:10.15)	(0:10.63)	(0:10.96)	(0:11.56)			
2	8	QUARRY MAN	6	70.9	0:10.12	0:56.55 [2]	0:43.36 [6]	0:33.24 [5]	0:22.55 [5]	0:11.68 [2]	0.57L	0:33.24 +6	
		Lacey Morrison		600m	800m	(0:13.19)	(0:10.12)	(0:10.69)	(0:10.87)	(0:11.68)			
3	2	IMPRESSIONISM	4	70.2	0:10.06	0:56.59 [3]	0:43.54 [2]	0:33.48 [2]	0:22.78 [2]	0:11.70 [3]	0.82L	0:33.48 +2	
		Aidan Holt		800m	800m	(0:13.05)	(0:10.06)	(0:10.70)	(0:11.08)	(0:11.70)			
4	3	RONS FINEST CHOICE	8	70.6	0:10.26	0:56.63 [4]	0:43.21 [8]	0:32.95 [9]	0:22.20 [9]	0:11.44 [6]	1.08L	0:32.95 +8	
		Ryan Wiggins		600m	800m	(0:13.42)	(0:10.26)	(0:10.75)	(0:10.76)	(0:11.44)			
5	6	EXTRA FREE	5	70.6	0:10.23	0:56.76 [5]	0:43.40 [7]	0:33.17 [8]	0:22.44 [8]	0:11.82 [5]	1.84L	0:33.17 +7	
		Shane McGovern		600m	800m	(0:13.36)	(0:10.23)	(0:10.73)	(0:10.62)	(0:11.82)			
6	7	VEGAMEISTER	3	69.9	0:10.21	0:56.89 [6]	0:43.35 [10]	0:33.14 [10]	0:22.46 [10]	0:11.57 [7]	2.61L	0:33.14 +3	
		Olivia Kendal		600m	800m	(0:13.54)	(0:10.21)	(0:10.68)	(0:10.89)	(0:11.57)			
7	13	WHITTY'S DREAM	7	70.6	0:10.10	0:57.14 [7]	0:43.70 [9]	0:33.60 [7]	0:22.93 [7]	0:11.76 [8]	4.04L	0:33.60 +4	
		Denicious Smith		600m	800m	(0:13.44)	(0:10.10)	(0:10.67)	(0:11.17)	(0:11.76)			
8	10	GABBY'S READY	9	70.6	0:09.94	0:57.20 [8]	0:44.21 [1]	0:34.27 [1]	0:23.67 [1]	0:12.39 [1]	4.41L	0:34.27 +4	
		Wanderson D'Avila		800m	800m	(0:12.99)	(0:09.94)	(0:10.60)	(0:11.28)	(0:12.39)			
9	4	HOT TORQUE INVEGAS	2	69.9	0:10.24	0:57.58 [9]	0:44.47 [4]	0:34.23 [6]	0:23.55 [6]	0:12.16 [9]	6.66L	0:34.23 +5	
		Adam Sewell		600m	800m	(0:13.11)	(0:10.24)	(0:10.68)	(0:11.39)	(0:12.16)			
10	12	TORQUE OF DREAMS	10	70.2	0:10.06	0:58.86 [10]	0:45.80 [3]	0:35.74 [3]	0:24.97 [3]	0:13.34 [10]	14.17L	0:35.74 +3	
		Nikki Olzard		Overall	800m	(0:13.06)	(0:10.06)	(0:10.77)	(0:11.63)	(0:13.34)			

Scratched: Coppabella Road (#5), Pardon The Purr (#11), Charm Teller (#9)



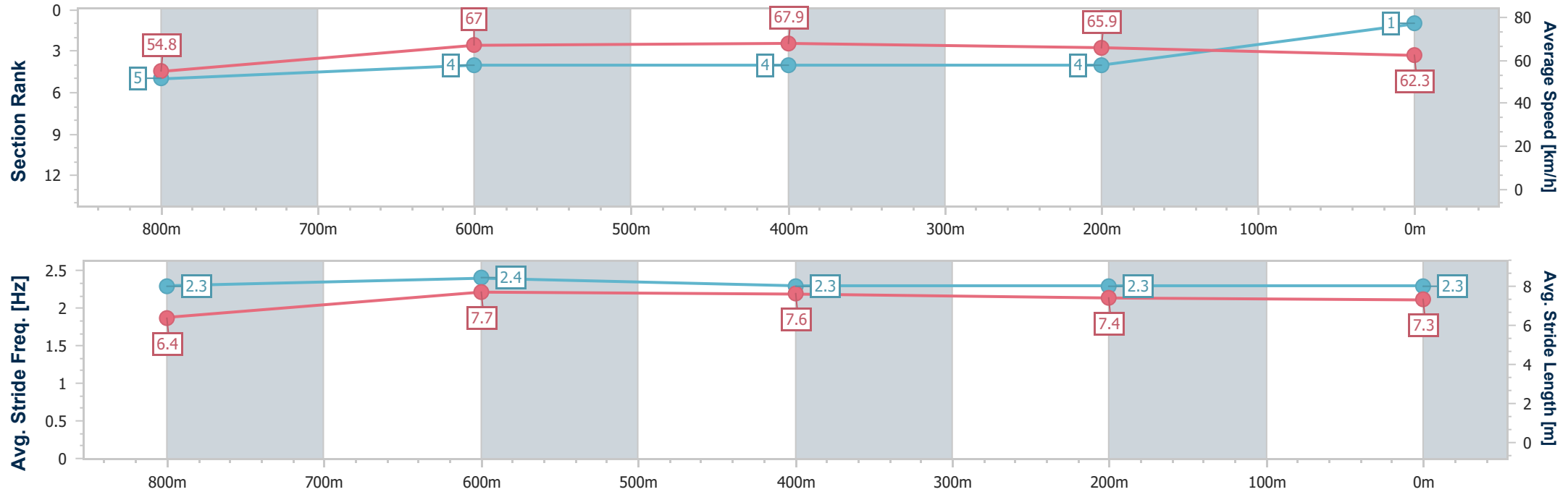
Horse/Jockey Name	Silver Hammer
Final Rank	1
Fastest Section Time (Section)	0:10.15 (800m)
Top Speed [km/h] (Section)	69.7 (600m)
Race State	Finished



TownsvilleProfessional
Race 7: Pallarenda Stakes this Saturday Class 1 Handicap - 1000m
21 October 2025 - 17:25
Track Rating: Good 4, Weather: Fine, Rail Position: +4m 1000m-W/Post, +3m



Section	Overall	800m	600m	400m	200m										
Section Times	0:56.45 [1] (0:13.15)	0:43.30 [5] (0:10.15)	0:33.15 [4] (0:10.63)	0:22.52 [4] (0:10.96)	0:11.56 [4] (0:11.56)										
Average Speed [km/h]	54.8	67.0	67.9	65.9	62.3										
Top Speed [km/h]	68.4	68.8	69.7	66.5	64.8										
Avg. Dist. to Rail [m]	1.2	0.6	0.4	2.8	5.1										
Avg. Stride Freq. [Hz]	2.3	2.4	2.3	2.3	2.3										
Avg. Stride Length [m]	6.4	7.7	7.6	7.4	7.3										



- [] Ranking at each section and finish
- .-.- No data available at this section
- NA No data available



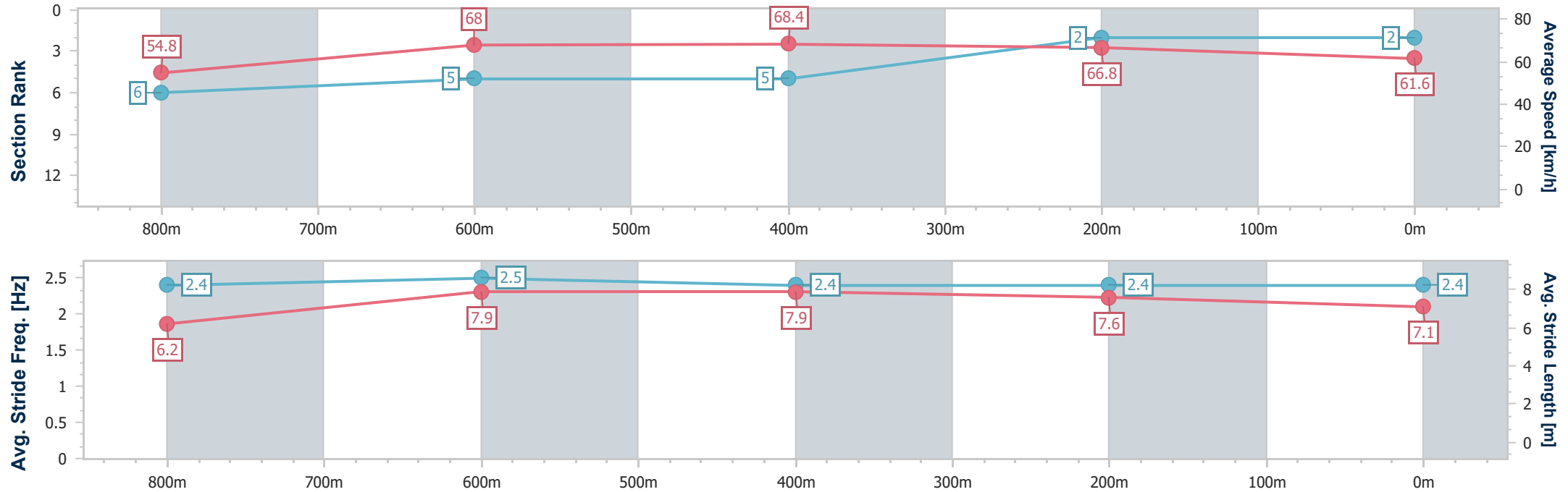
Horse/Jockey Name	Quarry Man
Final Rank	2
Fastest Section Time (Section)	0:10.12 (800m)
Top Speed [km/h] (Section)	70.9 (600m)
Race State	Finished



TownsvilleProfessional
Race 7: Pallarenda Stakes this Saturday Class 1 Handicap - 1000m
21 October 2025 - 17:25
Track Rating: Good 4, Weather: Fine, Rail Position: +4m 1000m-W/Post, +3m



Section	Overall	800m	600m	400m	200m										
Section Times	0:56.55 [2] (0:13.19)	0:43.36 [6] (0:10.12)	0:33.24 [5] (0:10.69)	0:22.55 [5] (0:10.87)	0:11.68 [2] (0:11.68)										
Average Speed [km/h]	54.8	68.0	68.4	66.8	61.6										
Top Speed [km/h]	68.0	69.1	70.9	68.5	65.0										
Avg. Dist. to Rail [m]	4.4	1.8	3.0	5.5	8.3										
Avg. Stride Freq. [Hz]	2.4	2.5	2.4	2.4	2.4										
Avg. Stride Length [m]	6.2	7.9	7.9	7.6	7.1										



- [] Ranking at each section and finish
- .-.- No data available at this section
- NA No data available



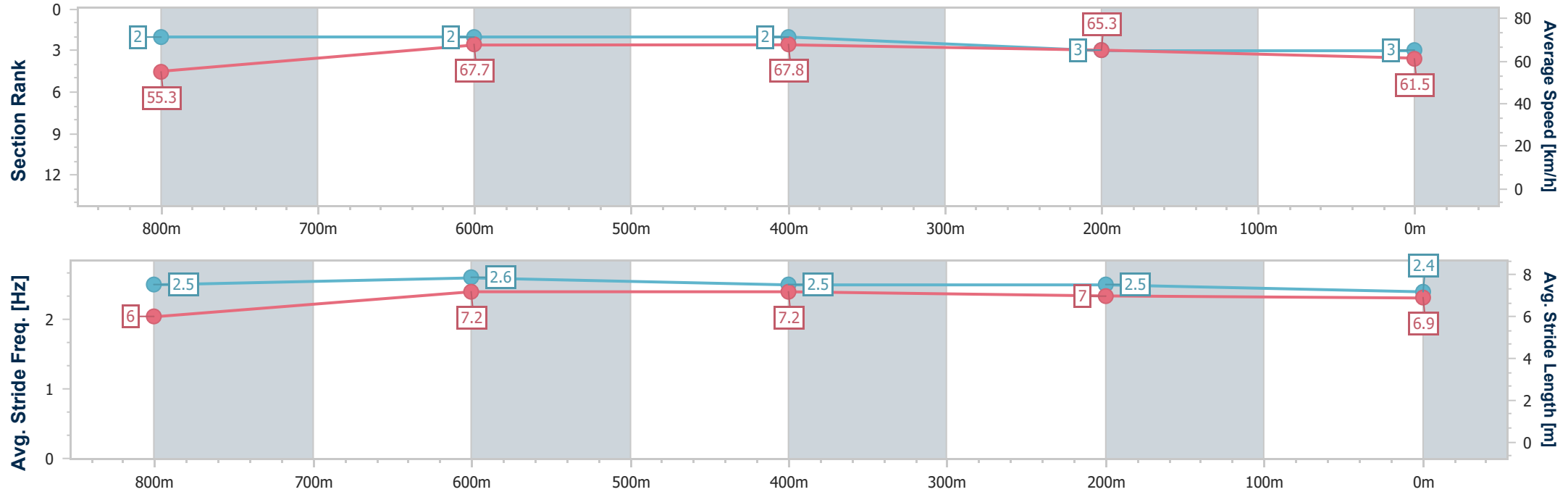
Horse/Jockey Name	Impressionism
Final Rank	3
Fastest Section Time (Section)	0:10.06 (800m)
Top Speed [km/h] (Section)	70.2 (800m)
Race State	Finished



TownsvilleProfessional
Race 7: Pallarenda Stakes this Saturday Class 1 Handicap - 1000m
21 October 2025 - 17:25
Track Rating: Good 4, Weather: Fine, Rail Position: +4m 1000m-W/Post, +3m



Section	Overall	800m	600m	400m	200m										
Section Times	0:56.59 [3] (0:13.05)	0:43.54 [2] (0:10.06)	0:33.48 [2] (0:10.70)	0:22.78 [2] (0:11.08)	0:11.70 [3] (0:11.70)										
Average Speed [km/h]	55.3	67.7	67.8	65.3	61.5										
Top Speed [km/h]	69.8	70.2	70.0	66.4	64.1										
Avg. Dist. to Rail [m]	5.7	0.8	1.5	1.7	1.0										
Avg. Stride Freq. [Hz]	2.5	2.6	2.5	2.5	2.4										
Avg. Stride Length [m]	6.0	7.2	7.2	7.0	6.9										





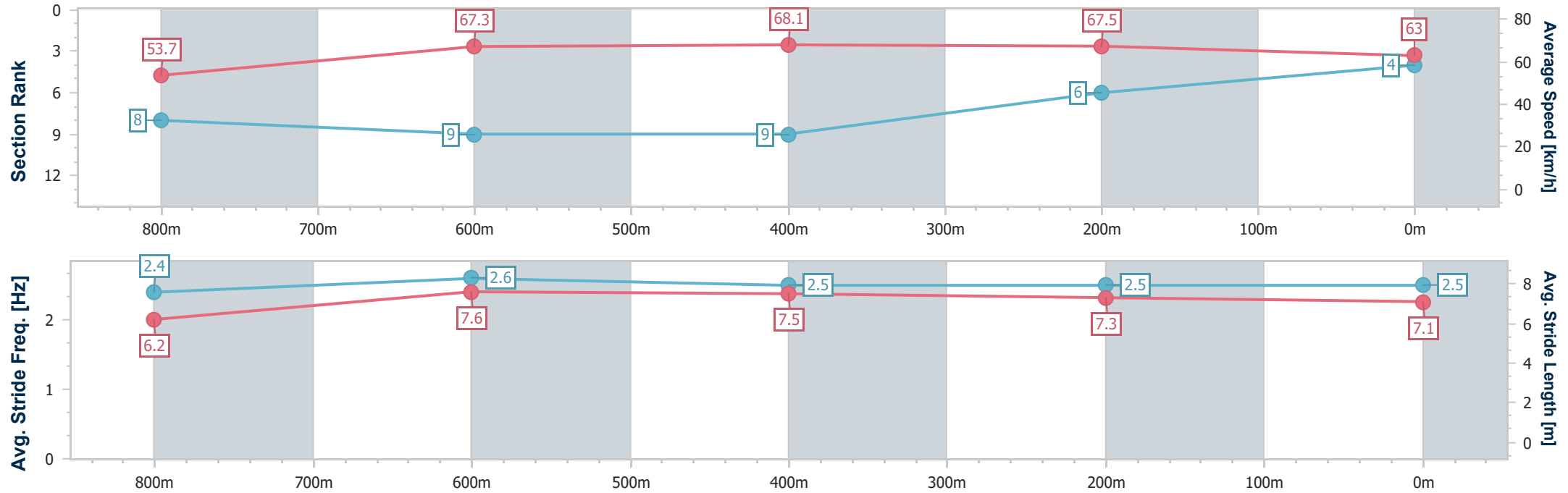
Horse/Jockey Name	Rons Finest Choice
Final Rank	4
Fastest Section Time (Section)	0:10.26 (800m)
Top Speed [km/h] (Section)	70.6 (600m)
Race State	Finished



TownsvilleProfessional
Race 7: Pallarenda Stakes this Saturday Class 1 Handicap - 1000m
21 October 2025 - 17:25
Track Rating: Good 4, Weather: Fine, Rail Position: +4m 1000m-W/Post, +3m



Section	Overall	800m	600m	400m	200m										
Section Times	0:56.63 [4] (0:13.42)	0:43.21 [8] (0:10.26)	0:32.95 [9] (0:10.75)	0:22.20 [9] (0:10.76)	0:11.44 [6] (0:11.44)										
Average Speed [km/h]	53.7	67.3	68.1	67.5	63.0										
Top Speed [km/h]	68.4	69.5	70.6	68.5	66.3										
Avg. Dist. to Rail [m]	7.6	3.8	3.3	6.0	9.8										
Avg. Stride Freq. [Hz]	2.4	2.6	2.5	2.5	2.5										
Avg. Stride Length [m]	6.2	7.6	7.5	7.3	7.1										





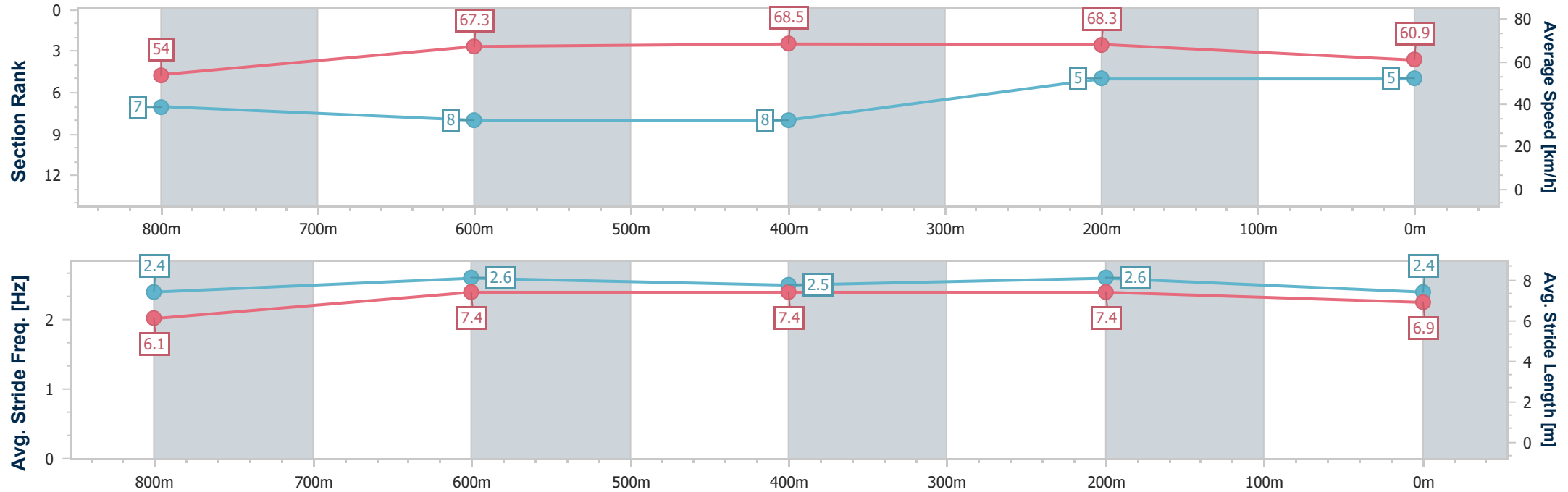
Horse/Jockey Name	Extra Free
Final Rank	5
Fastest Section Time (Section)	0:10.23 (800m)
Top Speed [km/h] (Section)	70.6 (600m)
Race State	Finished



TownsvilleProfessional
Race 7: Pallarenda Stakes this Saturday Class 1 Handicap - 1000m
21 October 2025 - 17:25
Track Rating: Good 4, Weather: Fine, Rail Position: +4m 1000m-W/Post, +3m



Section	Overall	800m	600m	400m	200m									
Section Times	0:56.76 [5] (0:13.36)	0:43.40 [7] (0:10.23)	0:33.17 [8] (0:10.73)	0:22.44 [8] (0:10.62)	0:11.82 [5] (0:11.82)									
Average Speed [km/h]	54.0	67.3	68.5	68.3	60.9									
Top Speed [km/h]	69.8	69.8	70.6	69.1	66.8									
Avg. Dist. to Rail [m]	5.0	2.3	4.0	3.1	1.6									
Avg. Stride Freq. [Hz]	2.4	2.6	2.5	2.6	2.4									
Avg. Stride Length [m]	6.1	7.4	7.4	7.4	6.9									



- [] Ranking at each section and finish
- .-.- No data available at this section
- NA No data available



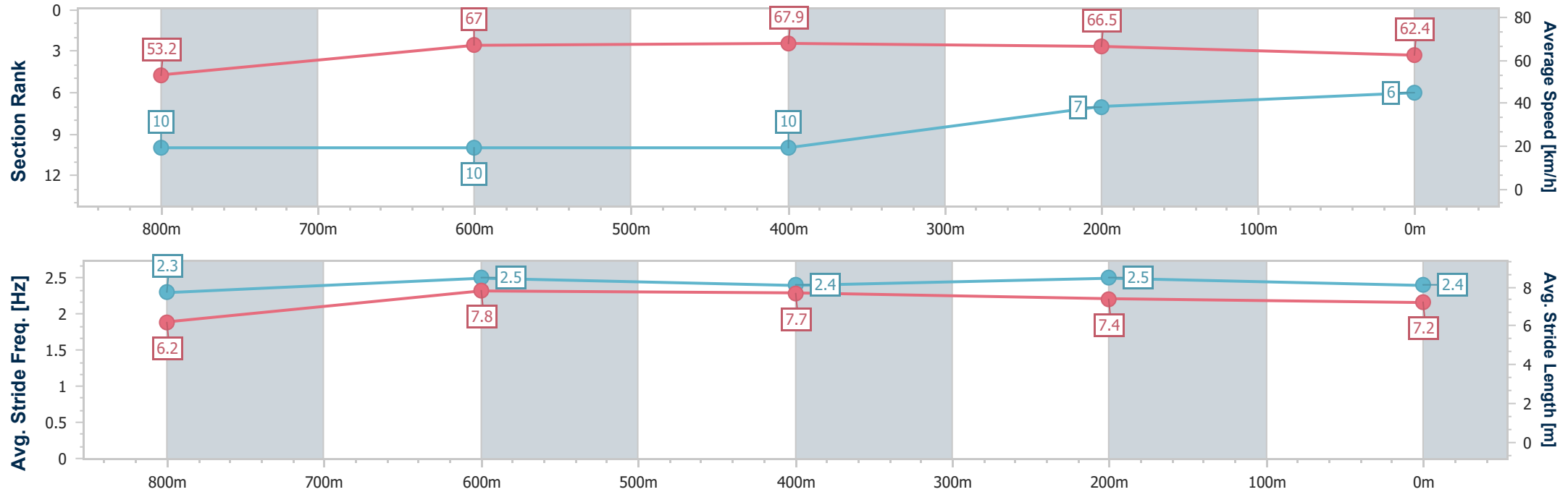
Horse/Jockey Name	Vegameister
Final Rank	6
Fastest Section Time (Section)	0:10.21 (800m)
Top Speed [km/h] (Section)	69.9 (600m)
Race State	Finished



TownsvilleProfessional
Race 7: Pallarenda Stakes this Saturday Class 1 Handicap - 1000m
21 October 2025 - 17:25
Track Rating: Good 4, Weather: Fine, Rail Position: +4m 1000m-W/Post, +3m



Section	Overall	800m	600m	400m	200m										
Section Times	0:56.89 [6] (0:13.54)	0:43.35 [10] (0:10.21)	0:33.14 [10] (0:10.68)	0:22.46 [10] (0:10.89)	0:11.57 [7] (0:11.57)										
Average Speed [km/h]	53.2	67.0	67.9	66.5	62.4										
Top Speed [km/h]	68.8	69.5	69.9	67.2	65.3										
Avg. Dist. to Rail [m]	2.2	0.9	1.2	5.8	9.7										
Avg. Stride Freq. [Hz]	2.3	2.5	2.4	2.5	2.4										
Avg. Stride Length [m]	6.2	7.8	7.7	7.4	7.2										





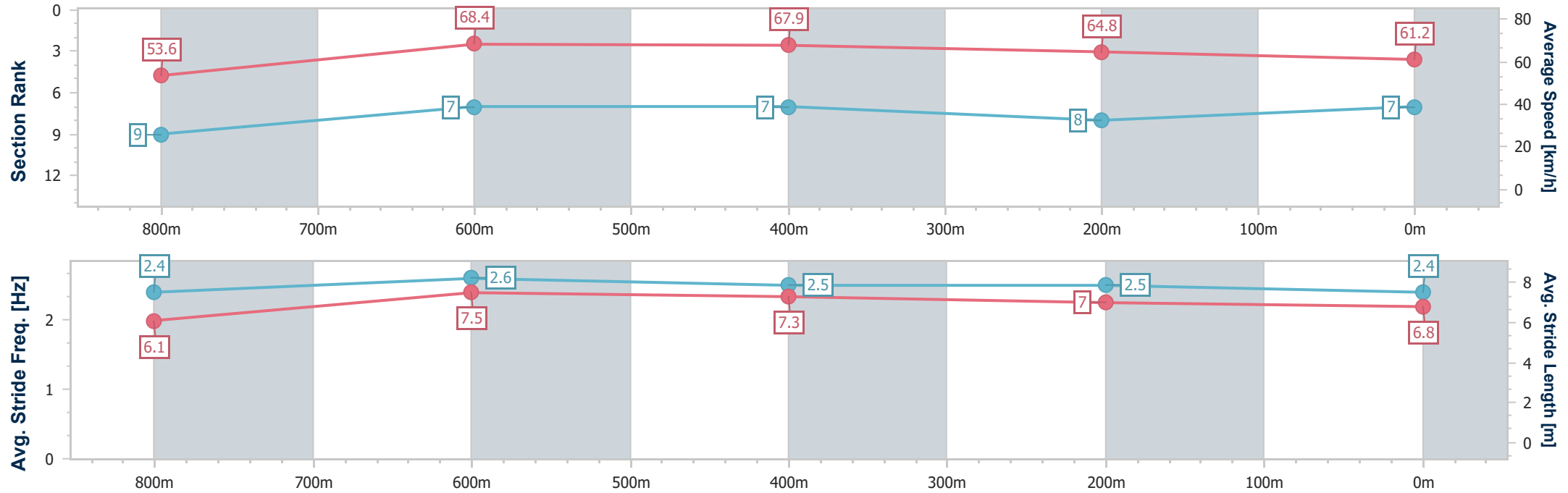
Horse/Jockey Name	Whitty's Dream
Final Rank	7
Fastest Section Time (Section)	0:10.10 (800m)
Top Speed [km/h] (Section)	70.6 (600m)
Race State	Finished



TownsvilleProfessional
Race 7: Pallarenda Stakes this Saturday Class 1 Handicap - 1000m
21 October 2025 - 17:25
Track Rating: Good 4, Weather: Fine, Rail Position: +4m 1000m- W/Post, +3m



Section	Overall	800m	600m	400m	200m										
Section Times	0:57.14 [7] (0:13.44)	0:43.70 [9] (0:10.10)	0:33.60 [7] (0:10.67)	0:22.93 [7] (0:11.17)	0:11.76 [8] (0:11.76)										
Average Speed [km/h]	53.6	68.4	67.9	64.8	61.2										
Top Speed [km/h]	68.4	69.5	70.6	66.3	64.3										
Avg. Dist. to Rail [m]	7.3	2.7	1.5	3.7	4.9										
Avg. Stride Freq. [Hz]	2.4	2.6	2.5	2.5	2.4										
Avg. Stride Length [m]	6.1	7.5	7.3	7.0	6.8										



- [] Ranking at each section and finish
- .-.- No data available at this section
- NA No data available



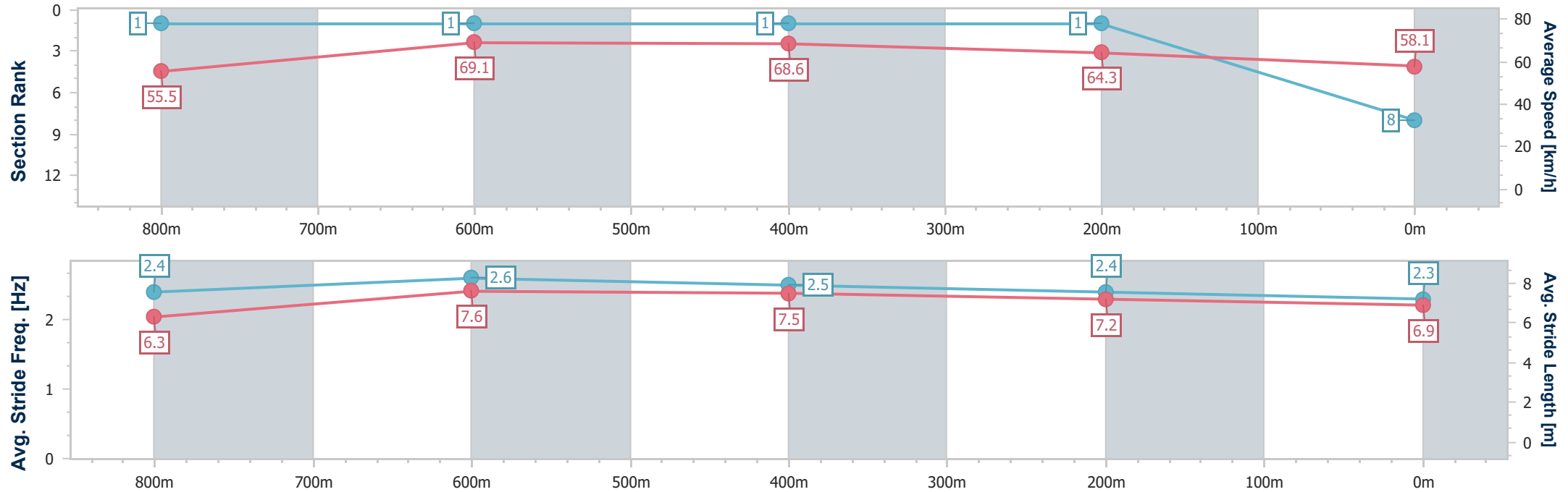
Horse/Jockey Name	Gabby's Ready
Final Rank	8
Fastest Section Time (Section)	0:09.94 (800m)
Top Speed [km/h] (Section)	70.6 (800m)
Race State	Finished



TownsvilleProfessional
Race 7: Pallarenda Stakes this Saturday Class 1 Handicap - 1000m
21 October 2025 - 17:25
Track Rating: Good 4, Weather: Fine, Rail Position: +4m 1000m-W/Post, +3m



Section	Overall	800m	600m	400m	200m								
Section Times	0:57.20 [8] (0:12.99)	0:44.21 [1] (0:09.94)	0:34.27 [1] (0:10.60)	0:23.67 [1] (0:11.28)	0:12.39 [1] (0:12.39)								
Average Speed [km/h]	55.5	69.1	68.6	64.3	58.1								
Top Speed [km/h]	69.5	70.6	70.5	66.5	63.5								
Avg. Dist. to Rail [m]	8.5	1.1	2.2	4.2	4.6								
Avg. Stride Freq. [Hz]	2.4	2.6	2.5	2.4	2.3								
Avg. Stride Length [m]	6.3	7.6	7.5	7.2	6.9								



- [] Ranking at each section and finish
- .-.- No data available at this section
- NA No data available



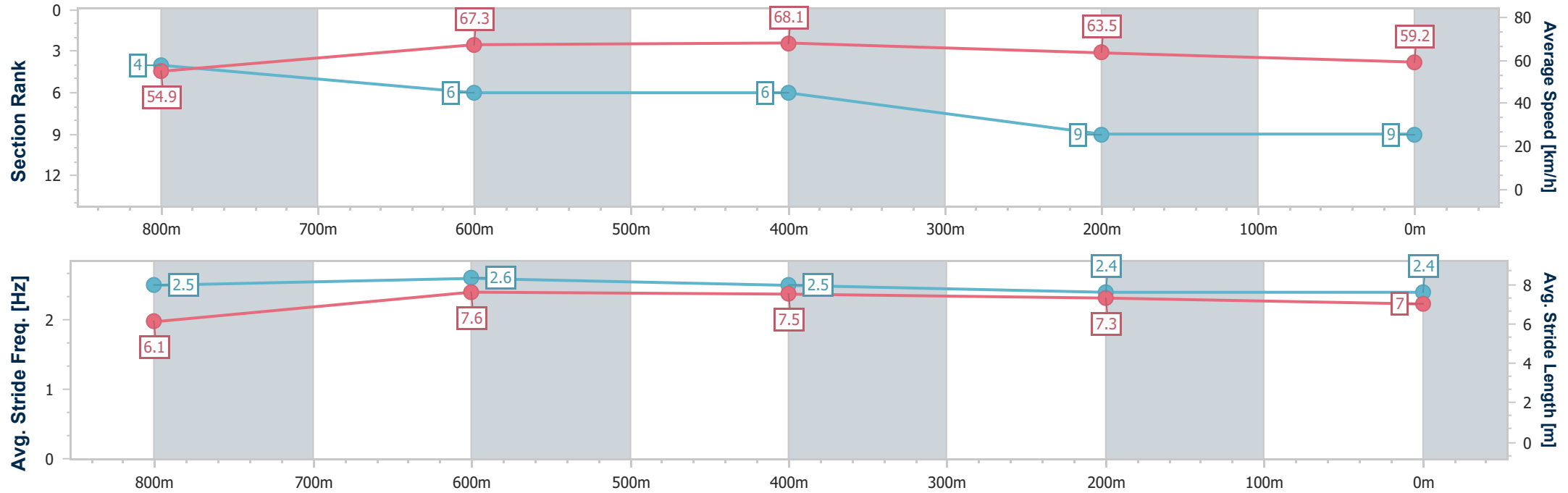
Horse/Jockey Name	Hot Torque Invegas
Final Rank	9
Fastest Section Time (Section)	0:10.24 (800m)
Top Speed [km/h] (Section)	69.9 (600m)
Race State	Finished



TownsvilleProfessional
Race 7: Pallarenda Stakes this Saturday Class 1 Handicap - 1000m
21 October 2025 - 17:25
Track Rating: Good 4, Weather: Fine, Rail Position: +4m 1000m- W/Post, +3m



Section	Overall	800m	600m	400m	200m								
Section Times	0:57.58 [9] (0:13.11)	0:44.47 [4] (0:10.24)	0:34.23 [6] (0:10.68)	0:23.55 [6] (0:11.39)	0:12.16 [9] (0:12.16)								
Average Speed [km/h]	54.9	67.3	68.1	63.5	59.2								
Top Speed [km/h]	69.8	69.5	69.9	66.0	63.3								
Avg. Dist. to Rail [m]	4.7	2.4	2.3	3.5	3.2								
Avg. Stride Freq. [Hz]	2.5	2.6	2.5	2.4	2.4								
Avg. Stride Length [m]	6.1	7.6	7.5	7.3	7.0								





Horse/Jockey Name	Torque Of Dreams
Final Rank	10
Fastest Section Time (Section)	0:10.06 (800m)
Top Speed [km/h] (Section)	70.2 (Overall)
Race State	Finished



TownsvilleProfessional
Race 7: Pallarenda Stakes this Saturday Class 1 Handicap - 1000m
21 October 2025 - 17:25
Track Rating: Good 4, Weather: Fine, Rail Position: +4m 1000m-W/Post, +3m



Section	Overall	800m	600m	400m	200m								
Section Times	0:58.86 [10] (0:13.06)	0:45.80 [3] (0:10.06)	0:35.74 [3] (0:10.77)	0:24.97 [3] (0:11.63)	0:13.34 [10] (0:13.34)								
Average Speed [km/h]	55.2	68.4	67.3	62.0	54.0								
Top Speed [km/h]	70.2	70.2	70.0	65.0	58.1								
Avg. Dist. to Rail [m]	8.8	1.9	1.2	2.5	0.9								
Avg. Stride Freq. [Hz]	2.6	2.7	2.6	2.6	2.3								
Avg. Stride Length [m]	5.8	7.4	7.1	6.8	6.5								

