



Sunshine Coast Professional  
Race 1: FRANCES' Fillies and Mares Maiden Handicap - 1200m  
24 October 2025 - 18:00



Track Rating: Good 4, Weather: Fine, Rail Position: +7m Entire

Section						Overall	1000m	800m	600m	400m	200m	Last 600m			
Field Times						1:12.48 (0:13.51)	0:58.97 (0:11.15)	0:47.82 (0:11.93)	0:35.89 (0:12.12)	0:23.77 (0:11.49)	0:12.28 (0:12.28)	0:35.89			
Rank	TAB	Horse/Jockey	Barrier	Top Speed [km/h]	Fastest Section									Margin	Distance Travelled [m]
1	3	TAKE ACHANCE ON ME	3	65.7	0:11.29	1:12.48 [1]	0:58.53 [6]	0:47.24 [6]	0:35.42 [6]	0:23.58 [5]	0:12.28 [1]	1:12.48	0:35.42		
		Kyle Wilson-Taylor		1000m	1000m	(0:13.95)	(0:11.29)	(0:11.82)	(0:11.84)	(0:11.30)	(0:12.28)				
2	2	MISSISSIPPI DREAM	6	64.8	0:11.31	1:12.51 [2]	0:58.45 [7]	0:47.01 [8]	0:35.24 [8]	0:23.40 [8]	0:12.09 [5]	0.16L	0:35.24	-2	
		Ryan Maloney		1000m	400m	(0:14.06)	(0:11.44)	(0:11.77)	(0:11.84)	(0:11.31)	(0:12.09)				
3	9	KOBABILITY	9	68.5	0:11.14	1:12.72 [3]	0:59.20 [2]	0:48.06 [1]	0:36.13 [1]	0:23.99 [3]	0:12.43 [2]	1.4L	0:36.13	-7	
		Cobi Vitler		Overall	1000m	(0:13.52)	(0:11.14)	(0:11.93)	(0:12.14)	(0:11.56)	(0:12.43)				
4	4	AMELIORATION	2	66.0	0:11.33	1:12.73 [4]	0:58.65 [8]	0:47.32 [7]	0:35.50 [7]	0:23.72 [6]	0:12.17 [7]	1.47L	0:35.50	-10	
		Rob Thorburn		1000m	1000m	(0:14.08)	(0:11.33)	(0:11.82)	(0:11.78)	(0:11.55)	(0:12.17)				
5	8	BELLOVE	4	66.1	0:11.27	1:12.93 [5]	0:59.26 [4]	0:47.99 [3]	0:36.12 [3]	0:24.11 [4]	0:12.52 [4]	2.65L	0:36.12	-6	
		Olivia Webb		Overall	1000m	(0:13.67)	(0:11.27)	(0:11.87)	(0:12.01)	(0:11.59)	(0:12.52)				
6	10	LUKEY BLUE	7	67.3	0:11.18	1:12.97 [6]	0:59.46 [1]	0:48.28 [2]	0:36.21 [2]	0:24.26 [1]	0:12.67 [3]	2.85L	0:36.21	+1	
		Damien Thornton		Overall	1000m	(0:13.51)	(0:11.18)	(0:12.07)	(0:11.95)	(0:11.59)	(0:12.67)				
7	12	YAKITORI	5	66.1	0:11.38	1:13.02 [7]	0:59.36 [3]	0:47.98 [5]	0:36.02 [5]	0:23.99 [7]	0:12.39 [8]	3.16L	0:36.02	+0	
		Daniel Moor		1000m	1000m	(0:13.66)	(0:11.38)	(0:11.96)	(0:12.03)	(0:11.60)	(0:12.39)				
8	6	PENSIERO	10	66.3	0:11.24	1:13.23 [8]	0:59.45 [5]	0:48.21 [4]	0:36.40 [4]	0:24.51 [2]	0:12.80 [6]	4.38L	0:36.40	+0	
		Justin Huxtable		1000m	1000m	(0:13.78)	(0:11.24)	(0:11.81)	(0:11.89)	(0:11.71)	(0:12.80)				
9	1	KEANE CHANCE	8	64.5	0:11.49	1:14.19 [9]	0:59.93 [9]	0:48.44 [9]	0:36.78 [9]	0:24.97 [9]	0:13.10 [9]	10.04L	0:36.78	-8	
		Jake Bayliss		1000m	1000m	(0:14.26)	(0:11.49)	(0:11.66)	(0:11.81)	(0:11.87)	(0:13.10)				

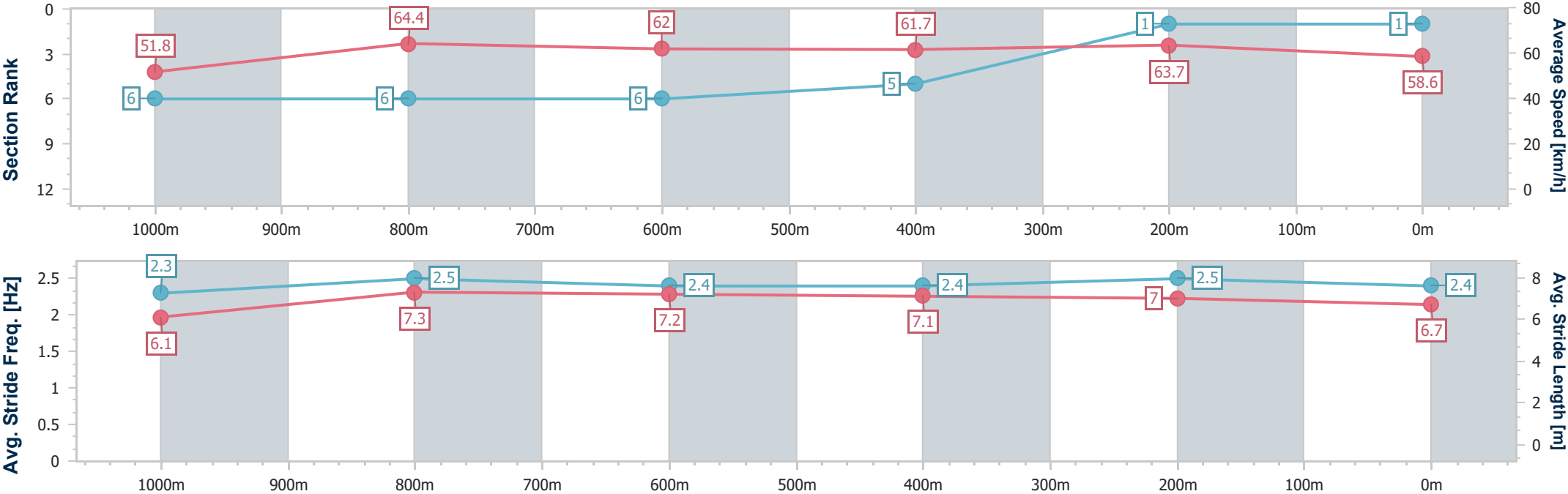
Scratched: Highgrove Rose (#7), Victoire D'amour (#11), Nightline (#5)



Horse/Jockey Name	Take Achance On Me
Final Rank	1
Fastest Section Time (Section)	0:11.29 (1000m)
Top Speed [km/h] (Section)	65.7 (1000m)
Race State	Finished



Section	Overall	1000m	800m	600m	400m	200m								
Section Times	1:12.48 [1] (0:13.95)	0:58.53 [6] (0:11.29)	0:47.24 [6] (0:11.82)	0:35.42 [6] (0:11.84)	0:23.58 [5] (0:11.30)	0:12.28 [1] (0:12.28)								
Average Speed [km/h]	51.8	64.4	62.0	61.7	63.7	58.6								
Top Speed [km/h]	65.6	65.7	62.9	63.0	64.2	62.9								
Avg. Dist. to Rail [m]	5.0	3.4	3.1	2.5	4.5	3.6								
Avg. Stride Freq. [Hz]	2.3	2.5	2.4	2.4	2.5	2.4								
Avg. Stride Length [m]	6.1	7.3	7.2	7.1	7.0	6.7								

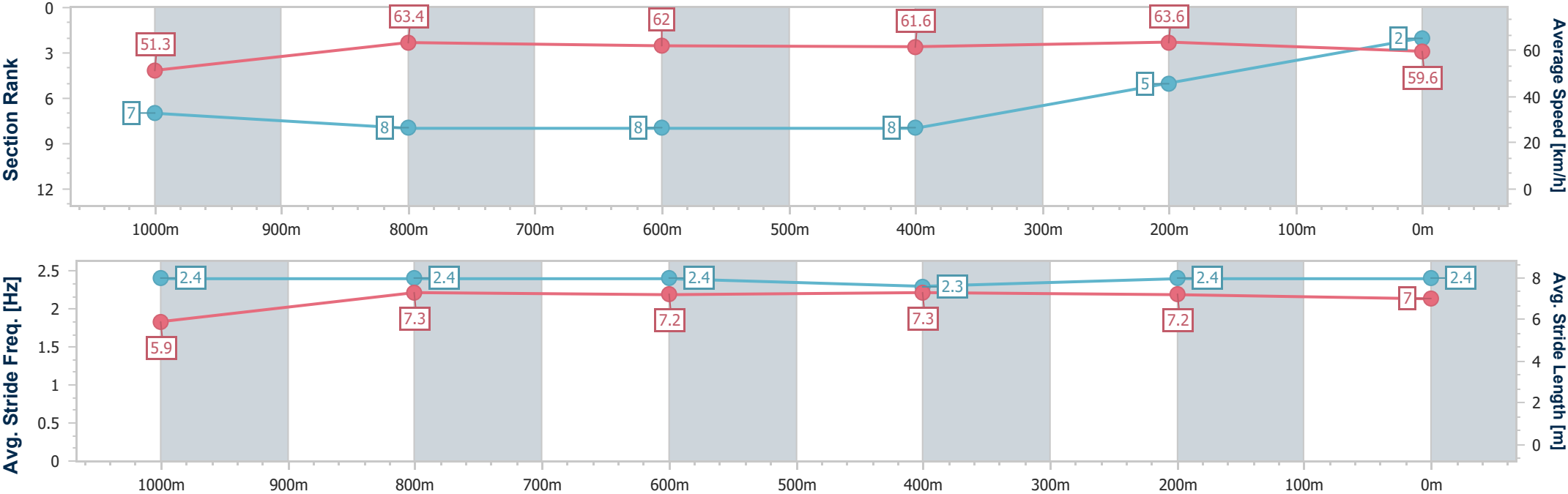




Horse/Jockey Name	Mississippi Dream
Final Rank	2
Fastest Section Time (Section)	0:11.31 (400m)
Top Speed [km/h] (Section)	64.8 (1000m)
Race State	Finished



Section	Overall	1000m	800m	600m	400m	200m							
Section Times	1:12.51 [2] (0:14.06)	0:58.45 [7] (0:11.44)	0:47.01 [8] (0:11.77)	0:35.24 [8] (0:11.84)	0:23.40 [8] (0:11.31)	0:12.09 [5] (0:12.09)							
Average Speed [km/h]	51.3	63.4	62.0	61.6	63.6	59.6							
Top Speed [km/h]	64.6	64.8	63.1	63.0	64.2	62.7							
Avg. Dist. to Rail [m]	7.2	3.5	2.6	2.0	5.2	4.7							
Avg. Stride Freq. [Hz]	2.4	2.4	2.4	2.3	2.4	2.4							
Avg. Stride Length [m]	5.9	7.3	7.2	7.3	7.2	7.0							

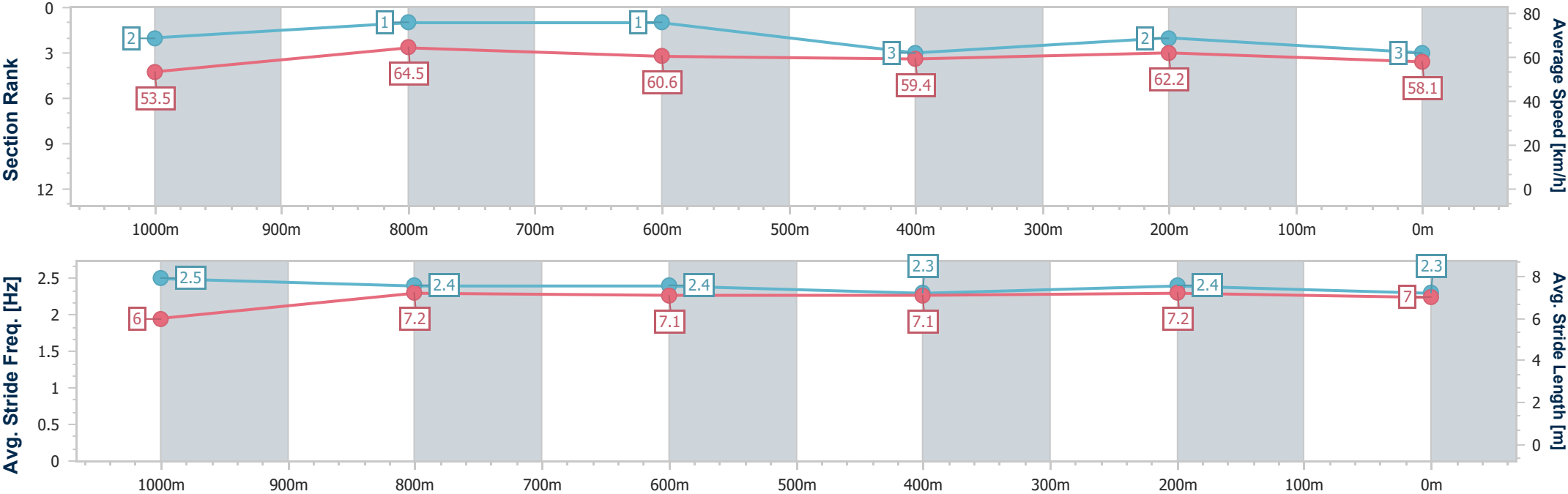




Horse/Jockey Name	Kobability
Final Rank	3
Fastest Section Time (Section)	0:11.14 (1000m)
Top Speed [km/h] (Section)	68.5 (Overall)
Race State	Finished



Section	Overall	1000m	800m	600m	400m	200m							
Section Times	1:12.72 [3] (0:13.52)	0:59.20 [2] (0:11.14)	0:48.06 [1] (0:11.93)	0:36.13 [1] (0:12.14)	0:23.99 [3] (0:11.56)	0:12.43 [2] (0:12.43)							
Average Speed [km/h]	53.5	64.5	60.6	59.4	62.2	58.1							
Top Speed [km/h]	68.5	67.9	63.1	61.8	63.5	61.4							
Avg. Dist. to Rail [m]	8.0	0.6	0.3	0.3	1.2	1.7							
Avg. Stride Freq. [Hz]	2.5	2.4	2.4	2.3	2.4	2.3							
Avg. Stride Length [m]	6.0	7.2	7.1	7.1	7.2	7.0							

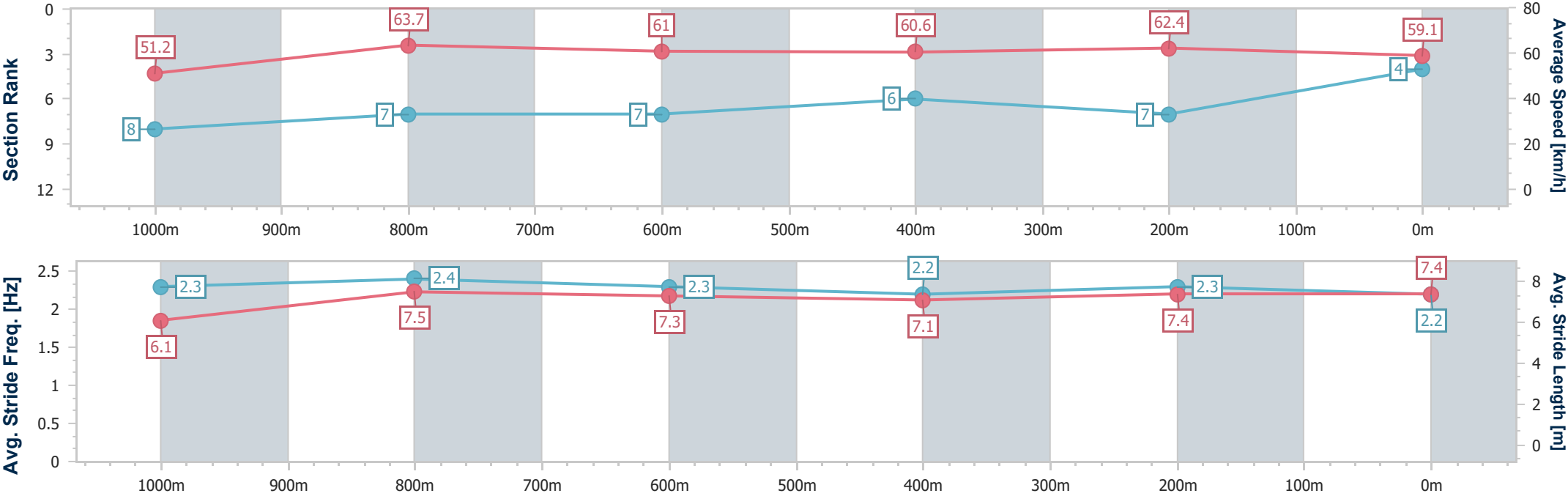




Horse/Jockey Name	Amelioration
Final Rank	4
Fastest Section Time (Section)	0:11.33 (1000m)
Top Speed [km/h] (Section)	66.0 (1000m)
Race State	Finished



Section	Overall	1000m	800m	600m	400m	200m							
Section Times	1:12.73 [4] (0:14.08)	0:58.65 [8] (0:11.33)	0:47.32 [7] (0:11.82)	0:35.50 [7] (0:11.78)	0:23.72 [6] (0:11.55)	0:12.17 [7] (0:12.17)							
Average Speed [km/h]	51.2	63.7	61.0	60.6	62.4	59.1							
Top Speed [km/h]	64.5	66.0	62.3	61.8	62.7	62.0							
Avg. Dist. to Rail [m]	3.1	2.1	0.6	1.2	0.9	2.2							
Avg. Stride Freq. [Hz]	2.3	2.4	2.3	2.2	2.3	2.2							
Avg. Stride Length [m]	6.1	7.5	7.3	7.1	7.4	7.4							

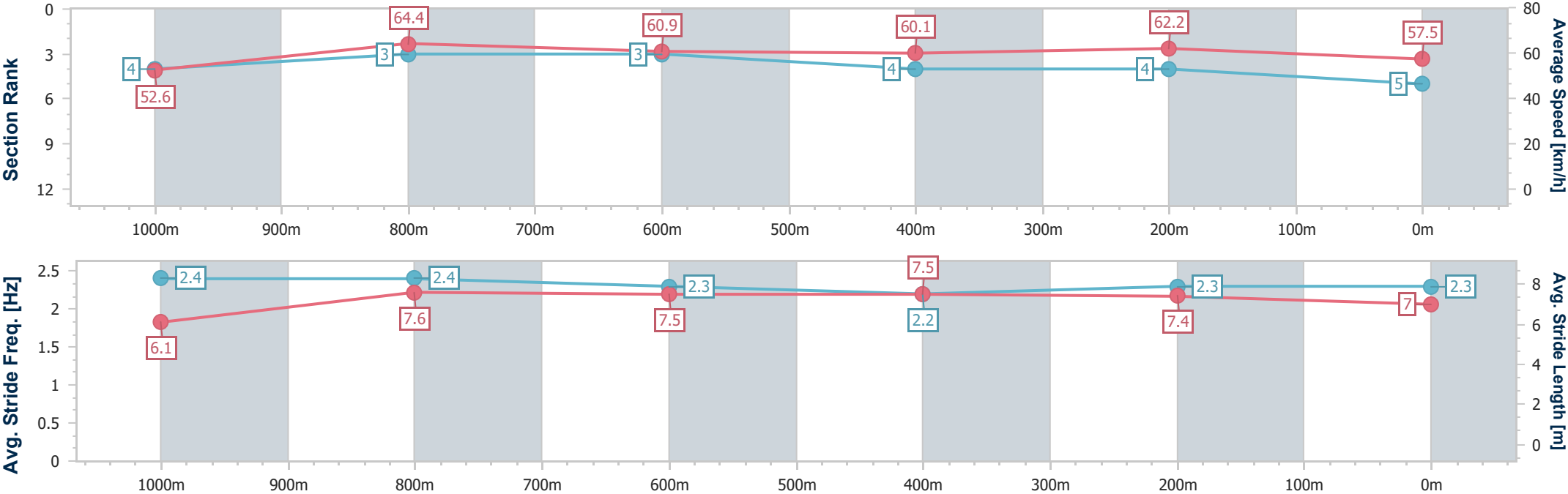




Horse/Jockey Name	Bellove
Final Rank	5
Fastest Section Time (Section)	0:11.27 (1000m)
Top Speed [km/h] (Section)	66.1 (Overall)
Race State	Finished



Section	Overall	1000m	800m	600m	400m	200m							
Section Times	1:12.93 [5] (0:13.67)	0:59.26 [4] (0:11.27)	0:47.99 [3] (0:11.87)	0:36.12 [3] (0:12.01)	0:24.11 [4] (0:11.59)	0:12.52 [4] (0:12.52)							
Average Speed [km/h]	52.6	64.4	60.9	60.1	62.2	57.5							
Top Speed [km/h]	66.1	66.0	62.1	61.7	62.6	61.7							
Avg. Dist. to Rail [m]	5.2	2.1	1.1	0.3	1.1	0.4							
Avg. Stride Freq. [Hz]	2.4	2.4	2.3	2.2	2.3	2.3							
Avg. Stride Length [m]	6.1	7.6	7.5	7.5	7.4	7.0							

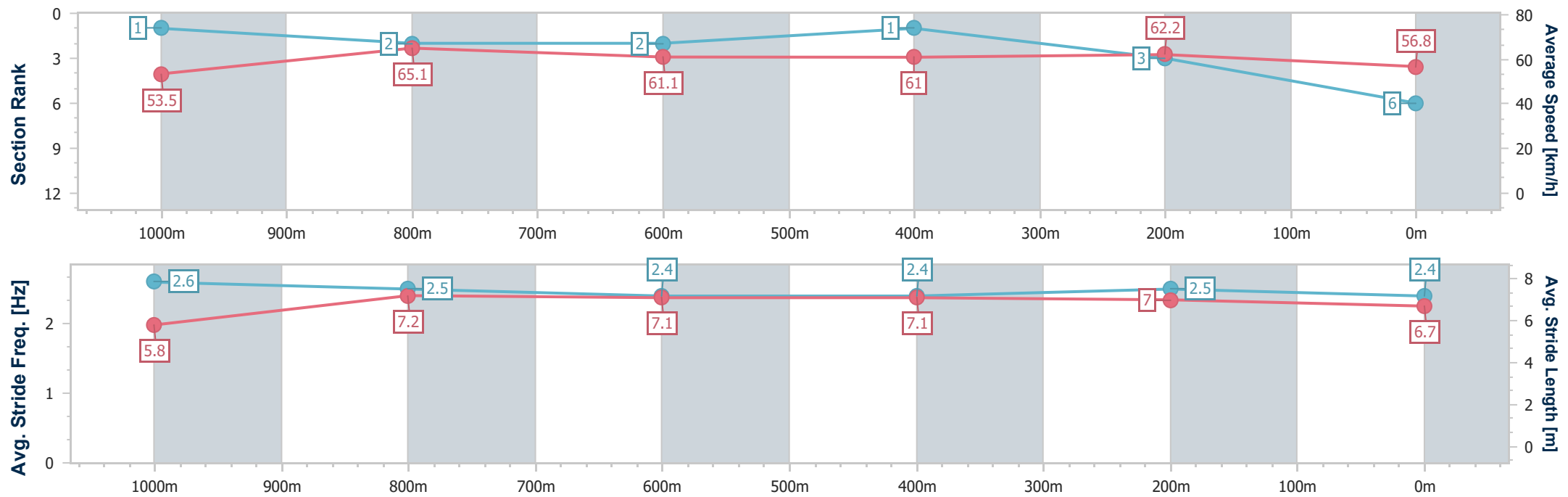




Horse/Jockey Name	Lukey Blue
Final Rank	6
Fastest Section Time (Section)	0:11.18 (1000m)
Top Speed [km/h] (Section)	67.3 (Overall)
Race State	Finished



Section	Overall	1000m	800m	600m	400m	200m							
Section Times	1:12.97 [6] (0:13.51)	0:59.46 [1] (0:11.18)	0:48.28 [2] (0:12.07)	0:36.21 [2] (0:11.95)	0:24.26 [1] (0:11.59)	0:12.67 [3] (0:12.67)							
Average Speed [km/h]	53.5	65.1	61.1	61.0	62.2	56.8							
Top Speed [km/h]	67.3	67.2	63.2	62.6	63.3	60.6							
Avg. Dist. to Rail [m]	9.1	5.4	4.1	2.2	2.5	3.3							
Avg. Stride Freq. [Hz]	2.6	2.5	2.4	2.4	2.5	2.4							
Avg. Stride Length [m]	5.8	7.2	7.1	7.1	7.0	6.7							

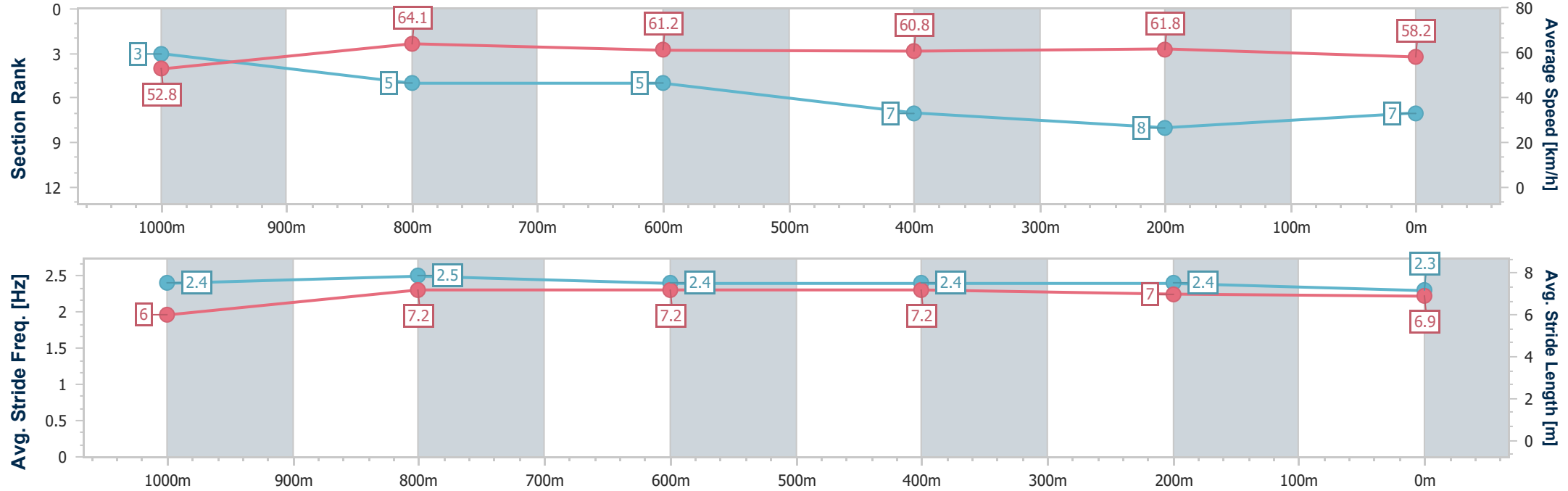




Horse/Jockey Name	Yakitori
Final Rank	7
Fastest Section Time (Section)	0:11.38 (1000m)
Top Speed [km/h] (Section)	66.1 (1000m)
Race State	Finished



Section	Overall	1000m	800m	600m	400m	200m							
Section Times	1:13.02 [7] (0:13.66)	0:59.36 [3] (0:11.38)	0:47.98 [5] (0:11.96)	0:36.02 [5] (0:12.03)	0:23.99 [7] (0:11.60)	0:12.39 [8] (0:12.39)							
Average Speed [km/h]	52.8	64.1	61.2	60.8	61.8	58.2							
Top Speed [km/h]	66.0	66.1	62.6	61.9	62.8	61.4							
Avg. Dist. to Rail [m]	5.9	2.8	3.4	2.1	5.0	5.7							
Avg. Stride Freq. [Hz]	2.4	2.5	2.4	2.4	2.4	2.3							
Avg. Stride Length [m]	6.0	7.2	7.2	7.2	7.0	6.9							



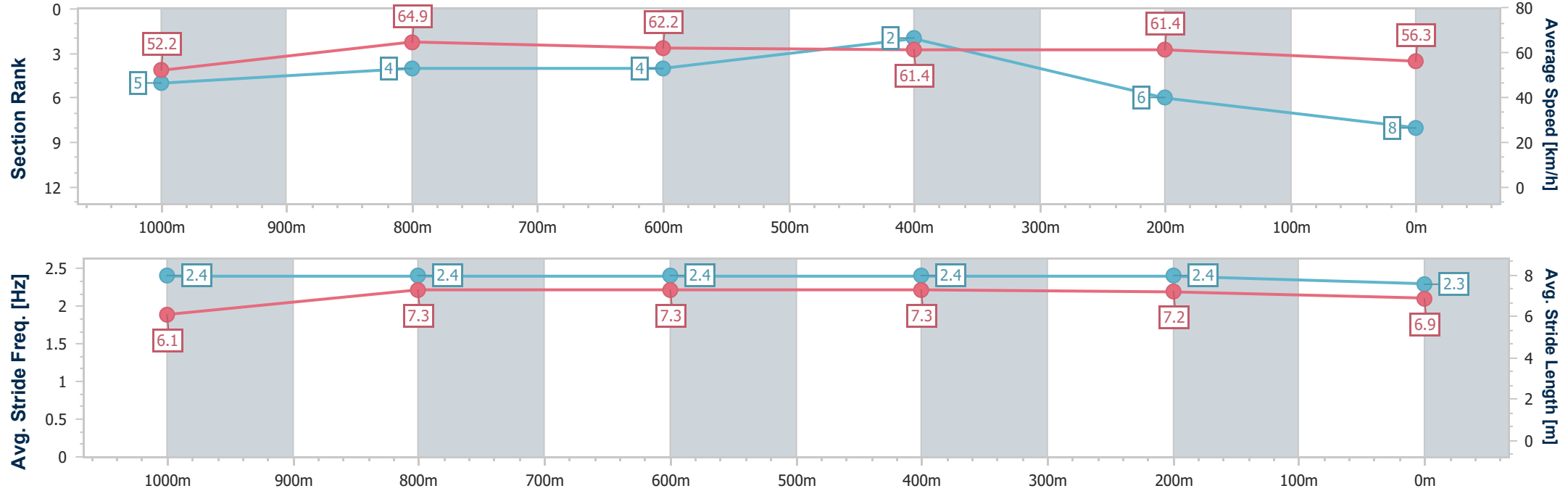




Horse/Jockey Name	Pensiero
Final Rank	8
Fastest Section Time (Section)	0:11.24 (1000m)
Top Speed [km/h] (Section)	66.3 (1000m)
Race State	Finished



Section	Overall	1000m	800m	600m	400m	200m							
Section Times	1:13.23 [8] (0:13.78)	0:59.45 [5] (0:11.24)	0:48.21 [4] (0:11.81)	0:36.40 [4] (0:11.89)	0:24.51 [2] (0:11.71)	0:12.80 [6] (0:12.80)							
Average Speed [km/h]	52.2	64.9	62.2	61.4	61.4	56.3							
Top Speed [km/h]	65.6	66.3	63.4	62.4	62.3	60.2							
Avg. Dist. to Rail [m]	10.5	4.2	3.5	2.2	2.4	3.7							
Avg. Stride Freq. [Hz]	2.4	2.4	2.4	2.4	2.4	2.3							
Avg. Stride Length [m]	6.1	7.3	7.3	7.3	7.2	6.9							

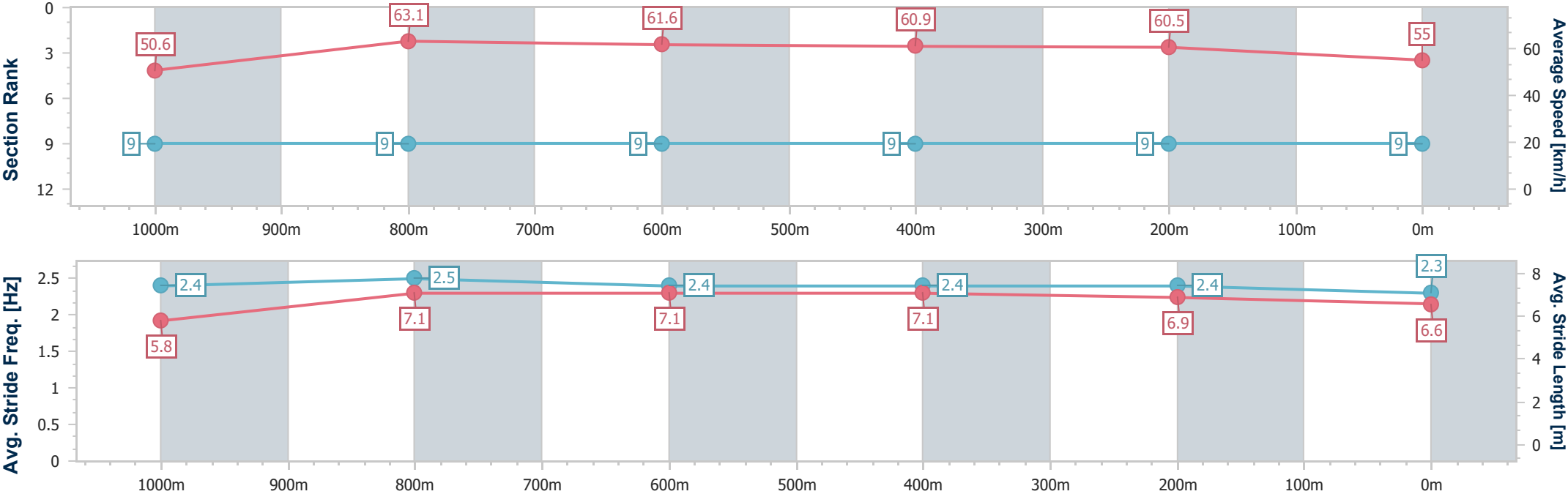




Horse/Jockey Name	Keane Chance
Final Rank	9
Fastest Section Time (Section)	0:11.49 (1000m)
Top Speed [km/h] (Section)	64.5 (1000m)
Race State	Finished



Section	Overall	1000m	800m	600m	400m	200m							
Section Times	1:14.19 [9] (0:14.26)	0:59.93 [9] (0:11.49)	0:48.44 [9] (0:11.66)	0:36.78 [9] (0:11.81)	0:24.97 [9] (0:11.87)	0:13.10 [9] (0:13.10)							
Average Speed [km/h]	50.6	63.1	61.6	60.9	60.5	55.0							
Top Speed [km/h]	64.5	64.5	63.0	61.7	63.3	58.7							
Avg. Dist. to Rail [m]	6.3	2.3	0.7	0.9	3.3	4.1							
Avg. Stride Freq. [Hz]	2.4	2.5	2.4	2.4	2.4	2.3							
Avg. Stride Length [m]	5.8	7.1	7.1	7.1	6.9	6.6							





Sunshine Coast Professional  
Race 2: MATTHEW'S Colts, Geldings and Entires Maiden Handicap -  
1200m

24 October 2025 - 18:30



Track Rating: Good 4, Weather: Fine, Rail Position: +7m Entire

Section		Overall				1000m	800m	600m	400m	200m	Last 600m		
Field Times		1:12.46 (0:13.64)				0:58.82 (0:11.44)	0:47.38 (0:12.00)	0:35.38 (0:11.92)	0:23.46 (0:11.38)	0:12.08 (0:12.08)	0:35.38		
Rank	TAB	Horse/Jockey	Barrier	Top Speed [km/h]	Fastest Section							Margin	Distance Travelled [m]
1	9	TRYMESOON	5	65.6	0:11.34	1:12.46 [1]	0:58.69 [3]	0:47.11 [3]	0:35.03 [3]	0:23.18 [3]	0:11.84 [3]	1:12.46	0:35.03
		Ryan Maloney		Overall	400m	(0:13.77)	(0:11.58)	(0:12.08)	(0:11.85)	(0:11.34)	(0:11.84)		
2	1	RUSTENBURG	7	66.5	0:11.37	1:12.51 [2]	0:58.83 [2]	0:47.29 [2]	0:35.26 [2]	0:23.40 [2]	0:12.03 [2]	0.32L	0:35.26 -2
		Jake Bayliss		Overall	400m	(0:13.68)	(0:11.54)	(0:12.03)	(0:11.86)	(0:11.37)	(0:12.03)		
3	11	ATOMIC TIME	1	65.6	0:11.29	1:12.56 [3]	0:58.49 [6]	0:46.92 [6]	0:34.87 [6]	0:23.09 [6]	0:11.80 [4]	0.56L	0:34.87 -3
		Angela Jones		1000m	400m	(0:14.07)	(0:11.57)	(0:12.05)	(0:11.78)	(0:11.29)	(0:11.80)		
4	8	STARWARD	6	66.3	0:11.38	1:12.62 [4]	0:58.98 [1]	0:47.54 [1]	0:35.54 [1]	0:23.62 [1]	0:12.24 [1]	0.96L	0:35.54 -4
		Tiffani Brooker		Overall	400m	(0:13.64)	(0:11.44)	(0:12.00)	(0:11.92)	(0:11.38)	(0:12.24)		
5	15	STILL UNWANTED	2	64.1	0:11.41	1:13.07 [5]	0:58.84 [7]	0:47.19 [7]	0:35.16 [7]	0:23.41 [7]	0:12.00 [6]	3.61L	0:35.16 -6
		Dale Smith		1000m	400m	(0:14.23)	(0:11.65)	(0:12.03)	(0:11.75)	(0:11.41)	(0:12.00)		
6	5	CLIVE'S GLORY	11	65.8	0:11.04	1:13.12 [6]	0:58.71 [9]	0:46.65 [11]	0:34.41 [11]	0:22.73 [11]	0:11.69 [8]	3.86L	0:34.41 +0
		Ben Thompson		400m	400m	(0:14.41)	(0:12.06)	(0:12.24)	(0:11.68)	(0:11.04)	(0:11.69)		
7	4	MOONAN QUARTZ	9	63.7	0:11.48	1:13.16 [7]	0:58.84 [8]	0:47.19 [8]	0:35.02 [8]	0:23.14 [8]	0:11.66 [9]	4.14L	0:35.02 -4
		Jackson Morris		1000m	400m	(0:14.32)	(0:11.65)	(0:12.17)	(0:11.88)	(0:11.48)	(0:11.66)		
8	12	TOO DARN SMART	10	66.4	0:11.51	1:13.25 [8]	0:59.37 [4]	0:47.86 [4]	0:35.67 [4]	0:23.91 [4]	0:12.25 [5]	4.62L	0:35.67 -4
		Bella Youngberry		1000m	1000m	(0:13.88)	(0:11.51)	(0:12.19)	(0:11.76)	(0:11.66)	(0:12.25)		
9	3	MASTERS APPRENTICE	8	64.2	0:11.34	1:13.36 [9]	0:58.77 [11]	0:47.04 [10]	0:34.89 [9]	0:23.17 [9]	0:11.83 [10]	5.29L	0:34.89 +0
		Cody Collis		400m	400m	(0:14.59)	(0:11.73)	(0:12.15)	(0:11.72)	(0:11.34)	(0:11.83)		
10	14	PENROD	3	65.5	0:11.61	1:13.64 [10]	0:59.65 [5]	0:48.04 [5]	0:36.00 [5]	0:24.22 [5]	0:12.52 [7]	6.97L	0:36.00 +0
		Damien Thornton		1000m	1000m	(0:13.99)	(0:11.61)	(0:12.04)	(0:11.78)	(0:11.70)	(0:12.52)		

Scratched: Secret Scout (#7), Best Eagle (#2), Devine Squire (#6), Uniquely Famous (#10)

Report Created: Fri 24 October 2025 18:44 GMT+1 (Note: Timing is based on position data)

Page 1/13

[ ] Ranking at each section and finish  
-:-:- No data available at this section  
NA No data available

SCN Saddle cloth number  
DNF Did not finish  
DNT Did not track

data processed by TRIPLESDATA



Sunshine Coast Professional  
Race 2: MATTHEW'S Colts, Geldings and Entires Maiden Handicap -  
1200m

24 October 2025 - 18:30



Track Rating: Good 4, Weather: Fine, Rail Position: +7m Entire

Section					Overall	1000m	800m	600m	400m	200m	Last 600m			
Field Times					1:12.46 (0:13.64)	0:58.82 (0:11.44)	0:47.38 (0:12.00)	0:35.38 (0:11.92)	0:23.46 (0:11.38)	0:12.08 (0:12.08)	0:35.38			
Rank	TAB	Horse/Jockey	Barrier	Top Speed [km/h]	Fastest Section						Margin	Distance Travelled [m]		
11	13	ARODASI	4	65.6	0:11.46	1:13.68 [11]	0:59.10 [10]	0:47.57 [9]	0:35.16 [10]	0:23.40 [10]	0:11.94 [11]	7.16L	0:35.16	-3
		Leah Martyn		1000m	400m	(0:14.58)	(0:11.53)	(0:12.41)	(0:11.76)	(0:11.46)	(0:11.94)			

Scratched: Secret Scout (#7), Best Eagle (#2), Devine Squire (#6), Uniquely Famous (#10)



Horse/Jockey Name	Trymesoon
Final Rank	1
Fastest Section Time (Section)	0:11.34 (400m)
Top Speed [km/h] (Section)	65.6 (Overall)
Race State	Finished



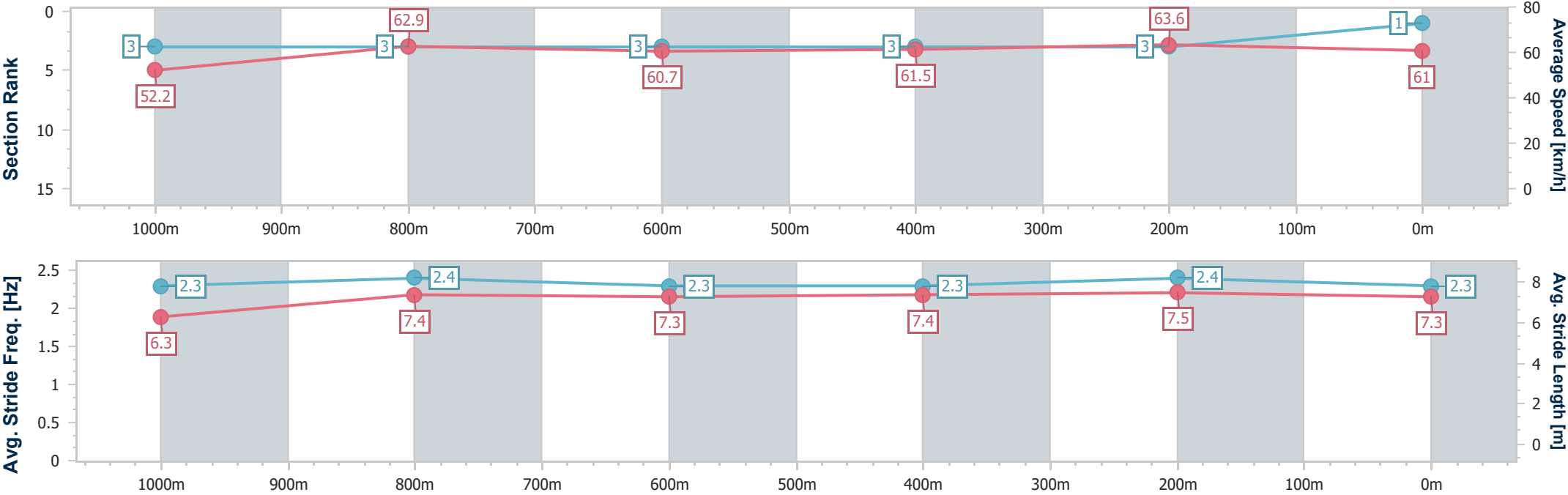
Sunshine CoastProfessional  
Race 2: MATTHEW'S Colts, Geldings and Entires Maiden  
Handicap - 1200m



24 October 2025 - 18:30

Track Rating: Good 4, Weather: Fine, Rail Position: +7m Entire

Section	Overall	1000m	800m	600m	400m	200m							
Section Times	1:12.46 [1] (0:13.77)	0:58.69 [3] (0:11.58)	0:47.11 [3] (0:12.08)	0:35.03 [3] (0:11.85)	0:23.18 [3] (0:11.34)	0:11.84 [3] (0:11.84)							
Average Speed [km/h]	52.2	62.9	60.7	61.5	63.6	61.0							
Top Speed [km/h]	65.6	64.9	62.0	62.3	64.6	62.5							
Avg. Dist. to Rail [m]	5.8	3.1	3.5	2.4	3.9	4.5							
Avg. Stride Freq. [Hz]	2.3	2.4	2.3	2.3	2.4	2.3							
Avg. Stride Length [m]	6.3	7.4	7.3	7.4	7.5	7.3							



- [ ] Ranking at each section and finish
- .-.- No data available at this section
- NA No data available



Horse/Jockey Name	Rustenburg
Final Rank	2
Fastest Section Time (Section)	0:11.37 (400m)
Top Speed [km/h] (Section)	66.5 (Overall)
Race State	Finished



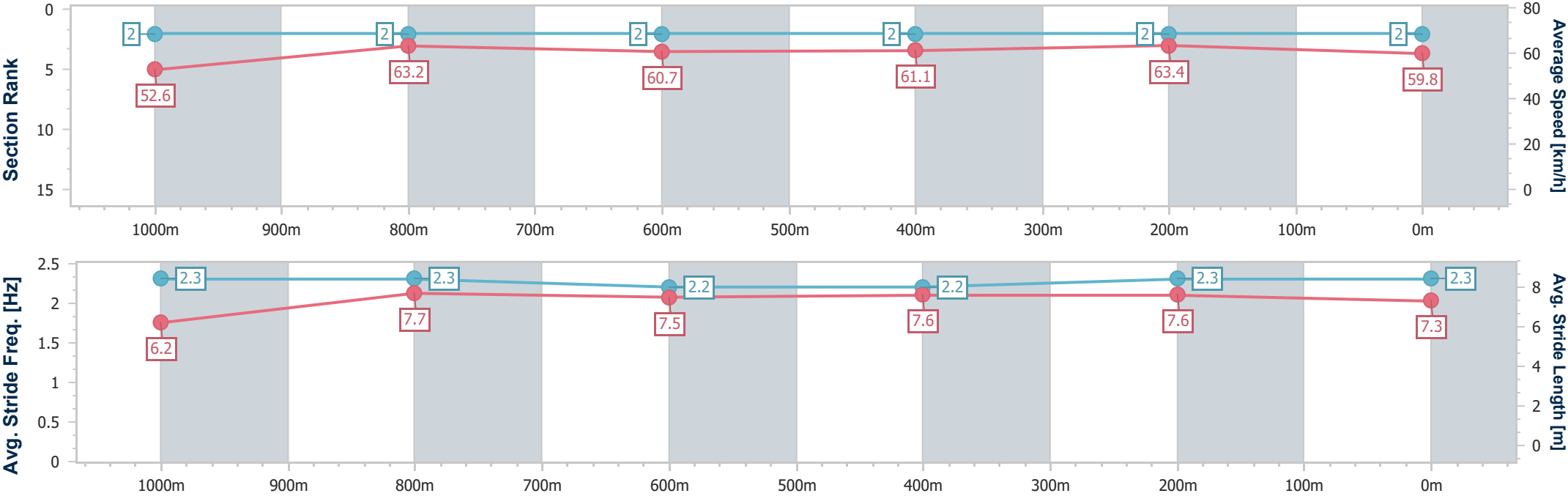
Sunshine CoastProfessional  
Race 2: MATTHEW'S Colts, Geldings and Entires Maiden  
Handicap - 1200m



24 October 2025 - 18:30

Track Rating: Good 4, Weather: Fine, Rail Position: +7m Entire

Section	Overall	1000m	800m	600m	400m	200m							
Section Times	1:12.51 [2] (0:13.68)	0:58.83 [2] (0:11.54)	0:47.29 [2] (0:12.03)	0:35.26 [2] (0:11.86)	0:23.40 [2] (0:11.37)	0:12.03 [2] (0:12.03)							
Average Speed [km/h]	52.6	63.2	60.7	61.1	63.4	59.8							
Top Speed [km/h]	66.5	65.8	61.8	61.8	64.2	62.5							
Avg. Dist. to Rail [m]	8.2	4.7	2.9	1.1	1.6	2.8							
Avg. Stride Freq. [Hz]	2.3	2.3	2.2	2.2	2.3	2.3							
Avg. Stride Length [m]	6.2	7.7	7.5	7.6	7.6	7.3							





Horse/Jockey Name	Atomic Time
Final Rank	3
Fastest Section Time (Section)	0:11.29 (400m)
Top Speed [km/h] (Section)	65.6 (1000m)
Race State	Finished



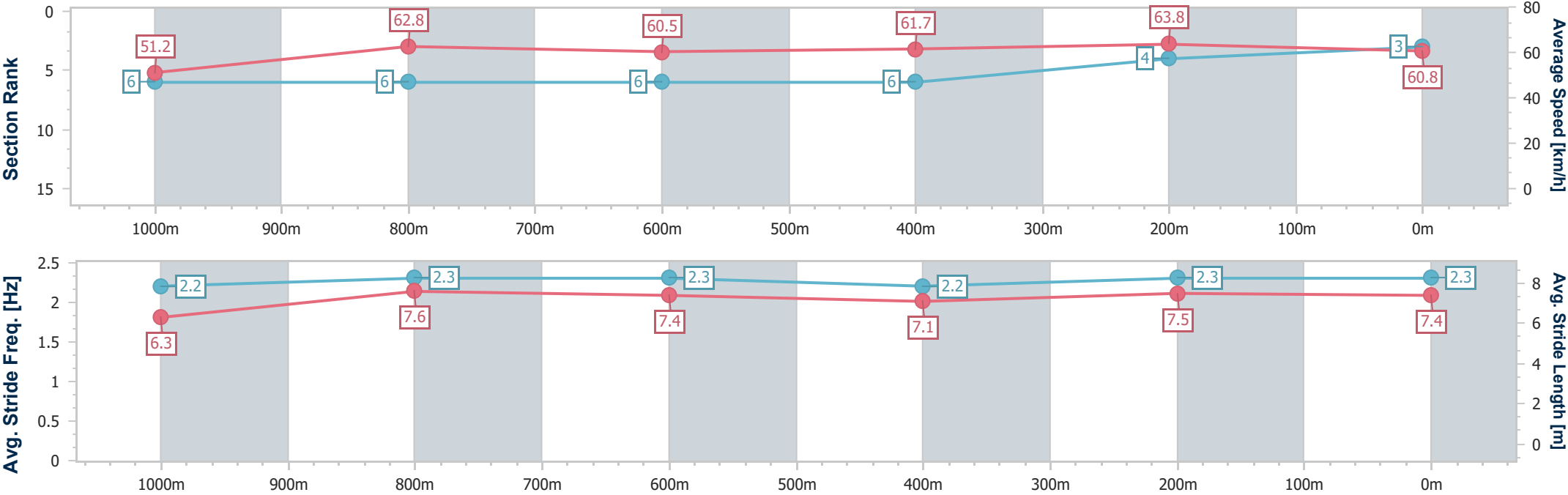
Sunshine CoastProfessional  
Race 2: MATTHEW'S Colts, Geldings and Entires Maiden  
Handicap - 1200m



24 October 2025 - 18:30

Track Rating: Good 4, Weather: Fine, Rail Position: +7m Entire

Section	Overall	1000m	800m	600m	400m	200m							
Section Times	1:12.56 [3] (0:14.07)	0:58.49 [6] (0:11.57)	0:46.92 [6] (0:12.05)	0:34.87 [6] (0:11.78)	0:23.09 [6] (0:11.29)	0:11.80 [4] (0:11.80)							
Average Speed [km/h]	51.2	62.8	60.5	61.7	63.8	60.8							
Top Speed [km/h]	65.0	65.6	61.4	62.3	64.2	63.6							
Avg. Dist. to Rail [m]	3.2	2.9	2.1	1.2	1.6	2.9							
Avg. Stride Freq. [Hz]	2.2	2.3	2.3	2.2	2.3	2.3							
Avg. Stride Length [m]	6.3	7.6	7.4	7.1	7.5	7.4							



- [ ] Ranking at each section and finish
- .-.- No data available at this section
- NA No data available



Horse/Jockey Name	Starward
Final Rank	4
Fastest Section Time (Section)	0:11.38 (400m)
Top Speed [km/h] (Section)	66.3 (Overall)
Race State	Finished



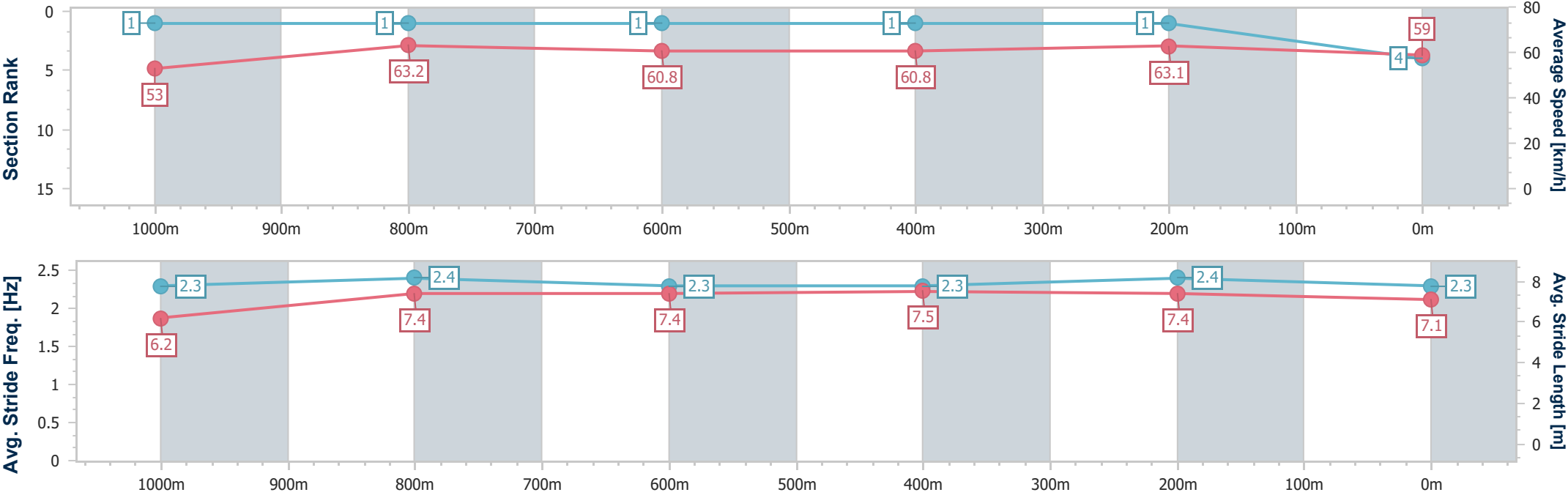
Sunshine CoastProfessional  
Race 2: MATTHEW'S Colts, Geldings and Entires Maiden  
Handicap - 1200m



24 October 2025 - 18:30

Track Rating: Good 4, Weather: Fine, Rail Position: +7m Entire

Section	Overall	1000m	800m	600m	400m	200m							
Section Times	1:12.62 [4] (0:13.64)	0:58.98 [1] (0:11.44)	0:47.54 [1] (0:12.00)	0:35.54 [1] (0:11.92)	0:23.62 [1] (0:11.38)	0:12.24 [1] (0:12.24)							
Average Speed [km/h]	53.0	63.2	60.8	60.8	63.1	59.0							
Top Speed [km/h]	66.3	66.2	61.2	61.9	64.6	61.6							
Avg. Dist. to Rail [m]	4.4	2.3	2.0	0.8	0.5	0.6							
Avg. Stride Freq. [Hz]	2.3	2.4	2.3	2.3	2.4	2.3							
Avg. Stride Length [m]	6.2	7.4	7.4	7.5	7.4	7.1							



- [ ] Ranking at each section and finish
- .-.- No data available at this section
- NA No data available





Horse/Jockey Name	Still Unwanted
Final Rank	5
Fastest Section Time (Section)	0:11.41 (400m)
Top Speed [km/h] (Section)	64.1 (1000m)
Race State	Finished



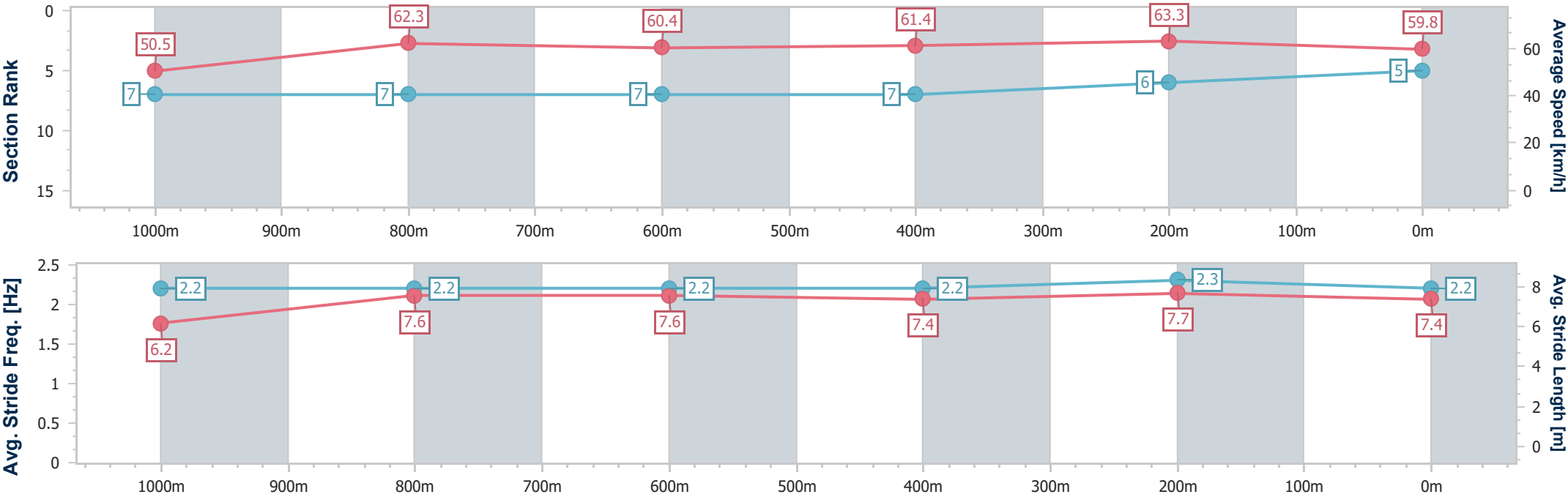
Sunshine CoastProfessional  
Race 2: MATTHEW'S Colts, Geldings and Entires Maiden  
Handicap - 1200m



24 October 2025 - 18:30

Track Rating: Good 4, Weather: Fine, Rail Position: +7m Entire

Section	Overall	1000m	800m	600m	400m	200m							
Section Times	1:13.07 [5] (0:14.23)	0:58.84 [7] (0:11.65)	0:47.19 [7] (0:12.03)	0:35.16 [7] (0:11.75)	0:23.41 [7] (0:11.41)	0:12.00 [6] (0:12.00)							
Average Speed [km/h]	50.5	62.3	60.4	61.4	63.3	59.8							
Top Speed [km/h]	63.2	64.1	62.6	62.7	63.6	62.2							
Avg. Dist. to Rail [m]	4.2	2.7	1.7	0.7	1.2	4.5							
Avg. Stride Freq. [Hz]	2.2	2.2	2.2	2.2	2.3	2.2							
Avg. Stride Length [m]	6.2	7.6	7.6	7.4	7.7	7.4							





Horse/Jockey Name	Clive's Glory
Final Rank	6
Fastest Section Time (Section)	0:11.04 (400m)
Top Speed [km/h] (Section)	65.8 (400m)
Race State	Finished



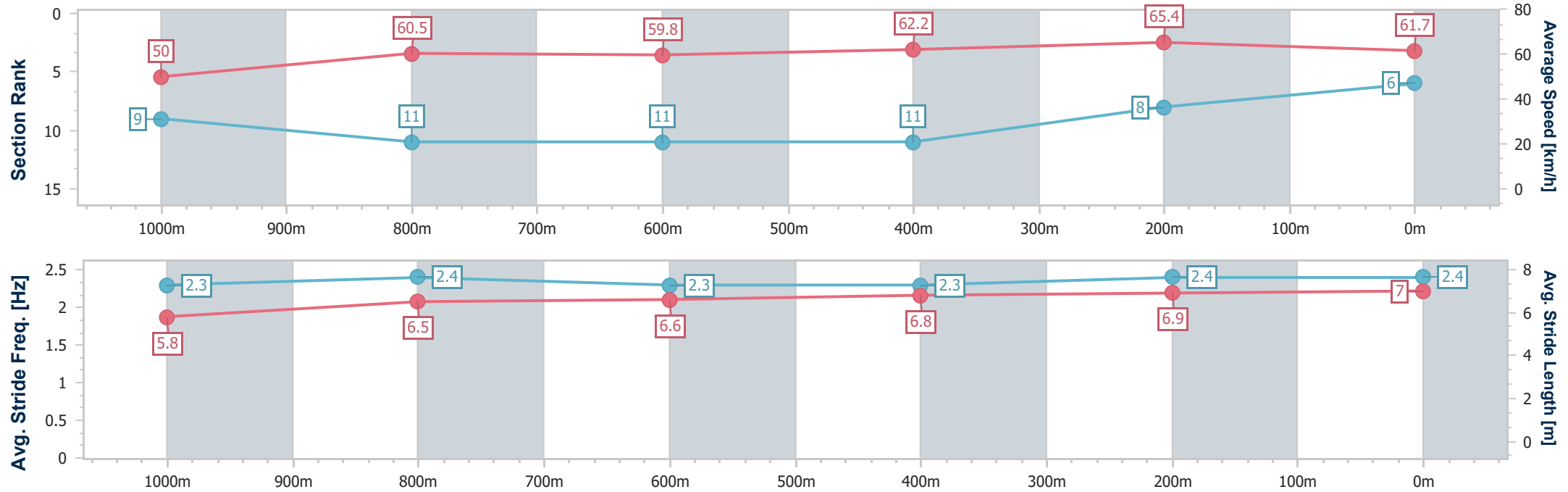
Sunshine CoastProfessional  
Race 2: MATTHEW'S Colts, Geldings and Entires Maiden  
Handicap - 1200m



24 October 2025 - 18:30

Track Rating: Good 4, Weather: Fine, Rail Position: +7m Entire

Section	Overall	1000m	800m	600m	400m	200m							
Section Times	1:13.12 [6] (0:14.41)	0:58.71 [9] (0:12.06)	0:46.65 [11] (0:12.24)	0:34.41 [11] (0:11.68)	0:22.73 [11] (0:11.04)	0:11.69 [8] (0:11.69)							
Average Speed [km/h]	50.0	60.5	59.8	62.2	65.4	61.7							
Top Speed [km/h]	62.4	61.8	61.4	64.5	65.8	64.6							
Avg. Dist. to Rail [m]	10.9	5.2	2.7	2.3	5.1	7.6							
Avg. Stride Freq. [Hz]	2.3	2.4	2.3	2.3	2.4	2.4							
Avg. Stride Length [m]	5.8	6.5	6.6	6.8	6.9	7.0							



- [ ] Ranking at each section and finish
- .-.- No data available at this section
- NA No data available



Horse/Jockey Name	Moonan Quartz
Final Rank	7
Fastest Section Time (Section)	0:11.48 (400m)
Top Speed [km/h] (Section)	63.7 (1000m)
Race State	Finished



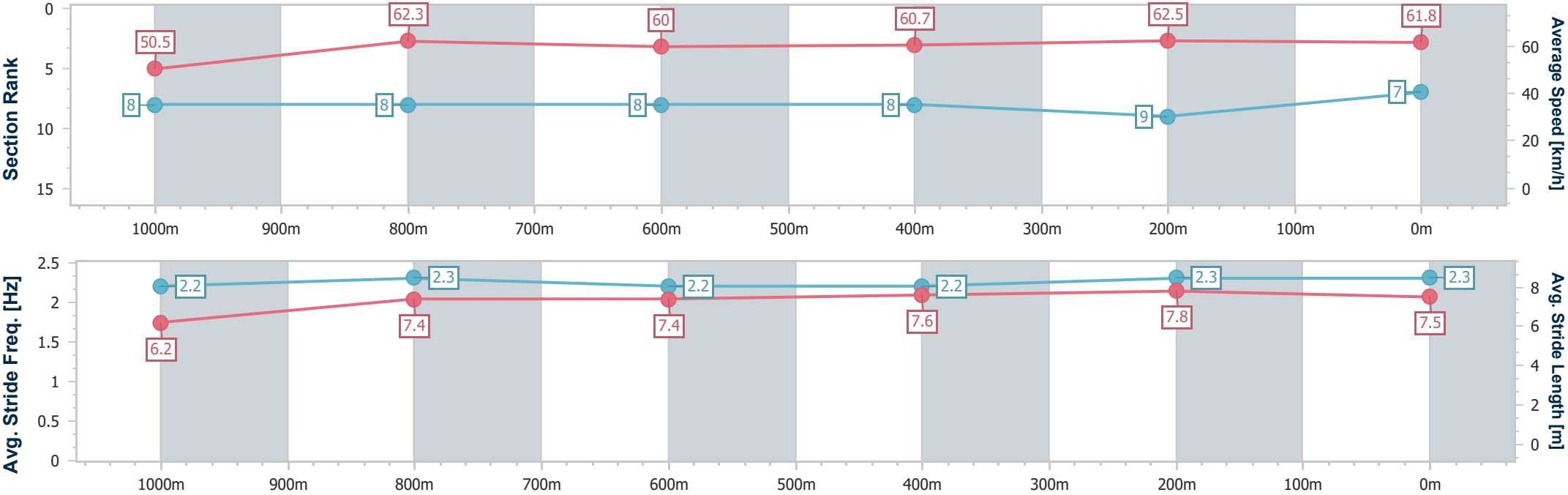
Sunshine CoastProfessional  
Race 2: MATTHEW'S Colts, Geldings and Entires Maiden  
Handicap - 1200m



24 October 2025 - 18:30

Track Rating: Good 4, Weather: Fine, Rail Position: +7m Entire

Section	Overall	1000m	800m	600m	400m	200m							
Section Times	1:13.16 [7] (0:14.32)	0:58.84 [8] (0:11.65)	0:47.19 [8] (0:12.17)	0:35.02 [8] (0:11.88)	0:23.14 [8] (0:11.48)	0:11.66 [9] (0:11.66)							
Average Speed [km/h]	50.5	62.3	60.0	60.7	62.5	61.8							
Top Speed [km/h]	63.0	63.7	60.2	62.3	63.2	62.6							
Avg. Dist. to Rail [m]	7.9	3.8	2.4	0.9	0.9	0.5							
Avg. Stride Freq. [Hz]	2.2	2.3	2.2	2.2	2.3	2.3							
Avg. Stride Length [m]	6.2	7.4	7.4	7.6	7.8	7.5							



- [ ] Ranking at each section and finish
- .-.- No data available at this section
- NA No data available



Horse/Jockey Name	Too Darn Smart
Final Rank	8
Fastest Section Time (Section)	0:11.51 (1000m)
Top Speed [km/h] (Section)	66.4 (1000m)
Race State	Finished



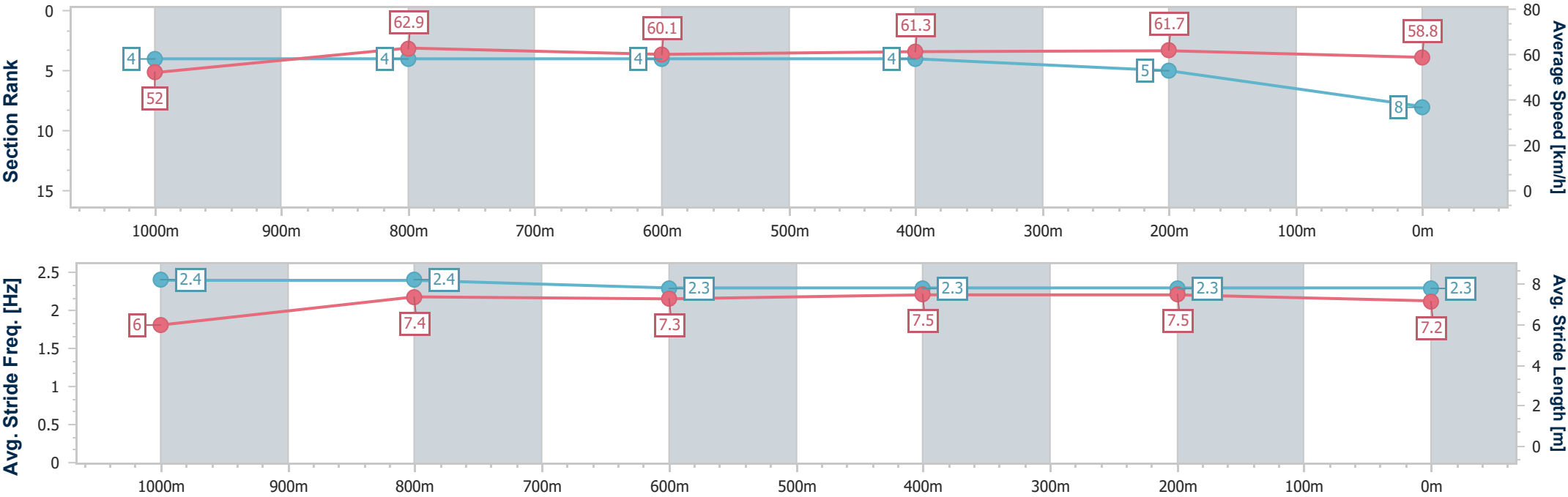
Sunshine CoastProfessional  
Race 2: MATTHEW'S Colts, Geldings and Entires Maiden  
Handicap - 1200m



24 October 2025 - 18:30

Track Rating: Good 4, Weather: Fine, Rail Position: +7m Entire

Section	Overall	1000m	800m	600m	400m	200m							
Section Times	1:13.25 [8] (0:13.88)	0:59.37 [4] (0:11.51)	0:47.86 [4] (0:12.19)	0:35.67 [4] (0:11.76)	0:23.91 [4] (0:11.66)	0:12.25 [5] (0:12.25)							
Average Speed [km/h]	52.0	62.9	60.1	61.3	61.7	58.8							
Top Speed [km/h]	65.8	66.4	61.5	62.1	62.4	61.1							
Avg. Dist. to Rail [m]	9.5	3.6	2.5	0.7	3.2	5.5							
Avg. Stride Freq. [Hz]	2.4	2.4	2.3	2.3	2.3	2.3							
Avg. Stride Length [m]	6.0	7.4	7.3	7.5	7.5	7.2							





Horse/Jockey Name	Masters Apprentice
Final Rank	9
Fastest Section Time (Section)	0:11.34 (400m)
Top Speed [km/h] (Section)	64.2 (400m)
Race State	Finished



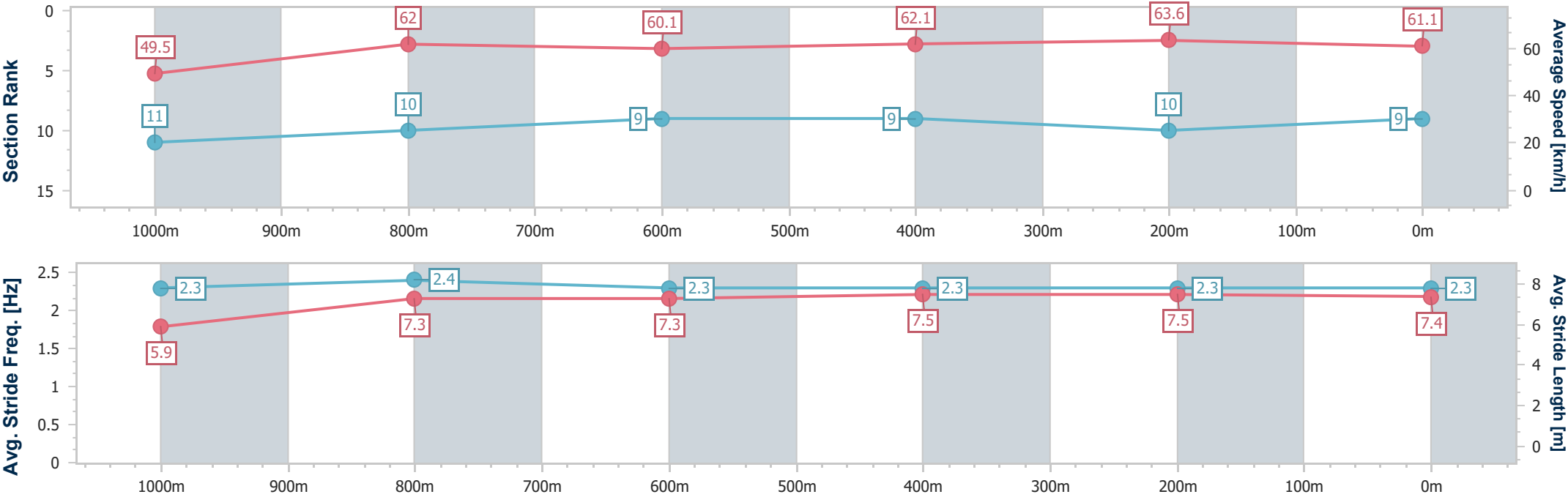
Sunshine CoastProfessional  
Race 2: MATTHEW'S Colts, Geldings and Entires Maiden  
Handicap - 1200m



24 October 2025 - 18:30

Track Rating: Good 4, Weather: Fine, Rail Position: +7m Entire

Section	Overall	1000m	800m	600m	400m	200m							
Section Times	1:13.36 [9] (0:14.59)	0:58.77 [11] (0:11.73)	0:47.04 [10] (0:12.15)	0:34.89 [9] (0:11.72)	0:23.17 [9] (0:11.34)	0:11.83 [10] (0:11.83)							
Average Speed [km/h]	49.5	62.0	60.1	62.1	63.6	61.1							
Top Speed [km/h]	64.0	63.8	61.6	64.1	64.2	63.5							
Avg. Dist. to Rail [m]	6.5	3.7	2.8	2.4	3.3	2.5							
Avg. Stride Freq. [Hz]	2.3	2.4	2.3	2.3	2.3	2.3							
Avg. Stride Length [m]	5.9	7.3	7.3	7.5	7.5	7.4							





Horse/Jockey Name	Penrod
Final Rank	10
Fastest Section Time (Section)	0:11.61 (1000m)
Top Speed [km/h] (Section)	65.5 (1000m)
Race State	Finished



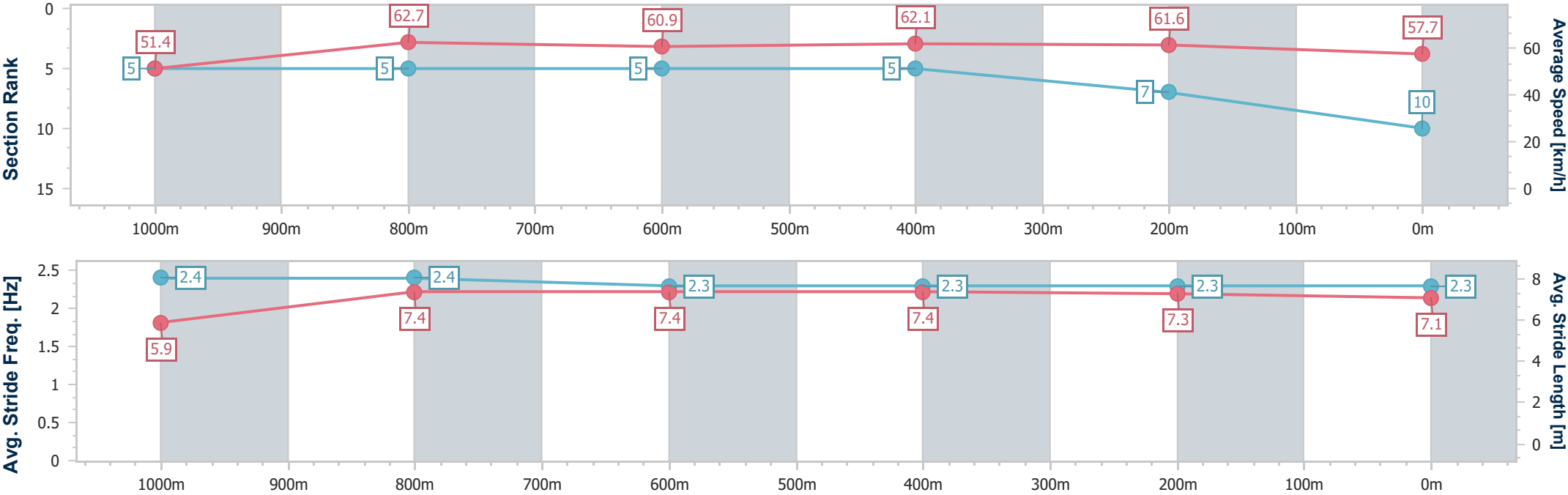
Sunshine CoastProfessional  
Race 2: MATTHEW'S Colts, Geldings and Entires Maiden  
Handicap - 1200m



24 October 2025 - 18:30

Track Rating: Good 4, Weather: Fine, Rail Position: +7m Entire

Section	Overall	1000m	800m	600m	400m	200m							
Section Times	1:13.64 [10] (0:13.99)	0:59.65 [5] (0:11.61)	0:48.04 [5] (0:12.04)	0:36.00 [5] (0:11.78)	0:24.22 [5] (0:11.70)	0:12.52 [7] (0:12.52)							
Average Speed [km/h]	51.4	62.7	60.9	62.1	61.6	57.7							
Top Speed [km/h]	65.0	65.5	61.8	63.0	62.6	59.7							
Avg. Dist. to Rail [m]	4.8	4.1	3.1	2.7	5.2	5.6							
Avg. Stride Freq. [Hz]	2.4	2.4	2.3	2.3	2.3	2.3							
Avg. Stride Length [m]	5.9	7.4	7.4	7.4	7.3	7.1							



- [ ] Ranking at each section and finish
- .-.- No data available at this section
- NA No data available



Horse/Jockey Name	Arodasi
Final Rank	11
Fastest Section Time (Section)	0:11.46 (400m)
Top Speed [km/h] (Section)	65.6 (1000m)
Race State	Finished



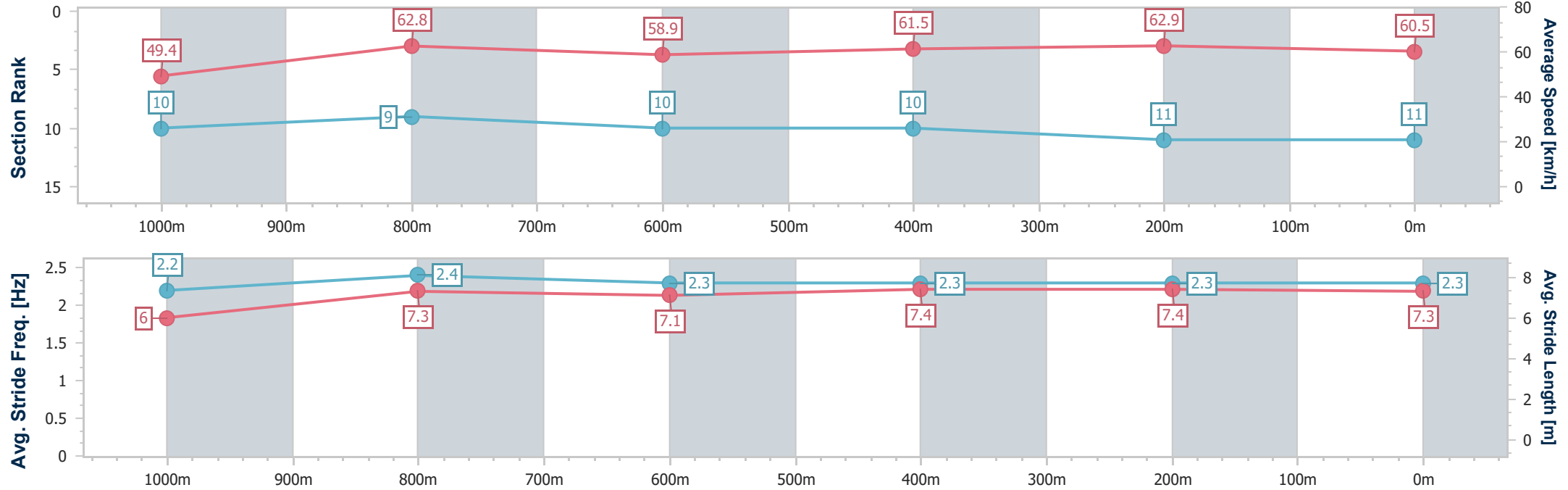
Sunshine CoastProfessional  
Race 2: MATTHEW'S Colts, Geldings and Entires Maiden  
Handicap - 1200m



24 October 2025 - 18:30

Track Rating: Good 4, Weather: Fine, Rail Position: +7m Entire

Section	Overall	1000m	800m	600m	400m	200m							
Section Times	1:13.68 [11] (0:14.58)	0:59.10 [10] (0:11.53)	0:47.57 [9] (0:12.41)	0:35.16 [10] (0:11.76)	0:23.40 [10] (0:11.46)	0:11.94 [11] (0:11.94)							
Average Speed [km/h]	49.4	62.8	58.9	61.5	62.9	60.5							
Top Speed [km/h]	63.4	65.6	60.2	62.9	64.4	62.4							
Avg. Dist. to Rail [m]	4.0	2.1	1.9	1.5	2.7	3.7							
Avg. Stride Freq. [Hz]	2.2	2.4	2.3	2.3	2.3	2.3							
Avg. Stride Length [m]	6.0	7.3	7.1	7.4	7.4	7.3							



- [ ] Ranking at each section and finish
- .-.- No data available at this section
- NA No data available



Sunshine Coast Professional  
Race 3: CANNONBALL QTIS Three-Year-Old Maiden Plate - 1000m  
24 October 2025 - 19:01



Track Rating: Good 4, Weather: Fine, Rail Position: +7m Entire

Section						Overall	800m	600m	400m	200m	Last 600m			
Field Times						0:58.50 (0:13.38)	0:45.12 (0:10.83)	0:34.29 (0:11.28)	0:23.01 (0:11.08)	0:11.93 (0:11.93)	0:34.29			
Rank	TAB	Horse/Jockey	Barrier	Top Speed [km/h]	Fastest Section							Margin	Distance Travelled [m]	
1	8	AVE CANTARE	2	70.1	0:10.83	0:58.50 [1]	0:45.12 [1]	0:34.29 [1]	0:23.01 [1]	0:11.93 [1]	0:58.50	0:34.29		
		Ron Stewart		800m	800m	(0:13.38)	(0:10.83)	(0:11.28)	(0:11.08)	(0:11.93)				
2	10	CARBONARA	6	69.3	0:10.89	0:58.71 [2]	0:45.29 [2]	0:34.40 [3]	0:23.01 [3]	0:12.10 [2]	1.23L	0:34.40 +8		
		Angela Jones		800m	800m	(0:13.42)	(0:10.89)	(0:11.39)	(0:10.91)	(0:12.10)				
3	7	VAREJAO	3	68.0	0:10.81	0:58.89 [3]	0:45.12 [6]	0:34.31 [6]	0:22.92 [6]	0:11.85 [5]	2.27L	0:34.31 +2		
		Daniel Moor		800m	800m	(0:13.77)	(0:10.81)	(0:11.39)	(0:11.07)	(0:11.85)				
4	12	SAN GIMIGNANO	7	68.2	0:10.93	0:58.89 [4]	0:45.05 [7]	0:34.12 [7]	0:22.90 [7]	0:11.90 [4]	2.27L	0:34.12 +4		
		Olivia Kendal		800m	800m	(0:13.84)	(0:10.93)	(0:11.22)	(0:11.00)	(0:11.90)				
5	16	EGYPTIAN GODDESS	5	70.5	0:10.88	0:58.97 [5]	0:45.31 [5]	0:34.43 [5]	0:23.03 [5]	0:11.89 [6]	2.76L	0:34.43 +3		
		Matthew Palmer		Overall	800m	(0:13.66)	(0:10.88)	(0:11.40)	(0:11.14)	(0:11.89)				
6	5	MR DEMOCRAT	1	68.4	0:10.89	0:59.12 [6]	0:45.58 [4]	0:34.69 [4]	0:23.28 [4]	0:12.03 [7]	3.65L	0:34.69 +3		
		Ben Thompson		800m	800m	(0:13.54)	(0:10.89)	(0:11.41)	(0:11.25)	(0:12.03)				
7	15	HANIEL	8	67.5	0:10.88	0:59.16 [7]	0:45.19 [8]	0:34.31 [8]	0:23.00 [8]	0:11.96 [8]	3.89L	0:34.31 +4		
		Karl Zechner		600m	800m	(0:13.97)	(0:10.88)	(0:11.31)	(0:11.04)	(0:11.96)				
8	4	HELLO PUNTERS	4	70.0	0:10.82	0:59.25 [8]	0:45.81 [3]	0:34.99 [2]	0:23.57 [2]	0:12.40 [3]	4.4L	0:34.99 +3		
		Justin Huxtable		Overall	800m	(0:13.44)	(0:10.82)	(0:11.42)	(0:11.17)	(0:12.40)				

Scratched: The Aviator (#6), Bellove (#9), I Am Pietra (#11), Dr Farthing (#1), Elusive Domina (#17), Excelboom (#2), Galactic Star (#3), Very Demure (#14), Heart 'N' Power (#18), Shemakesmenervous (#13), L





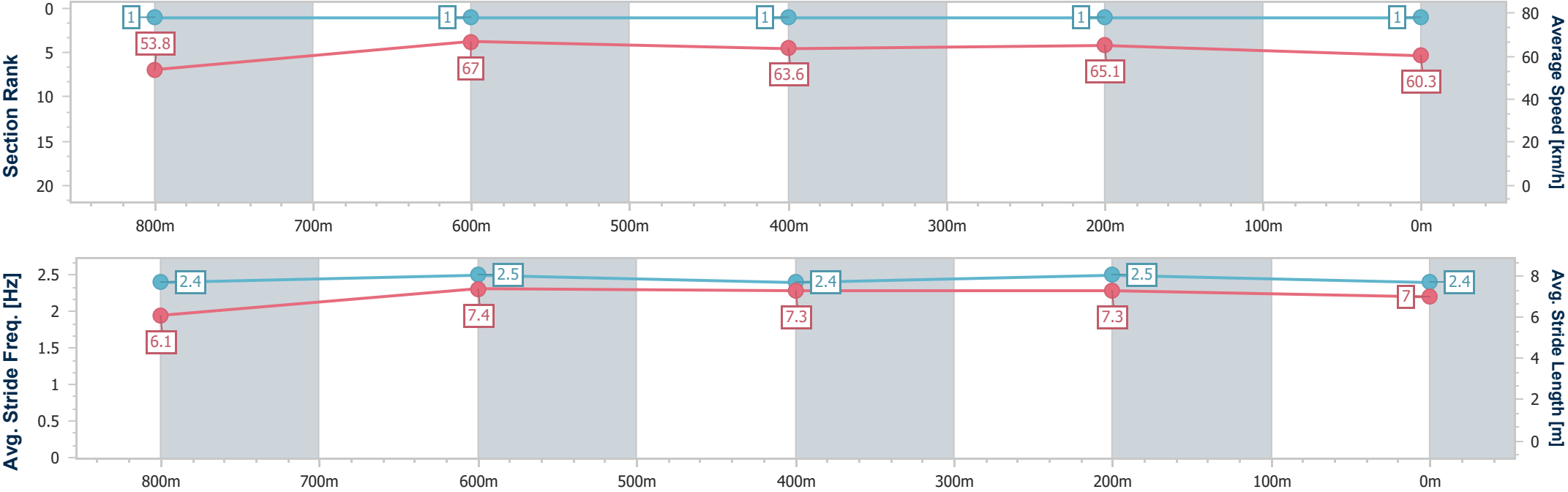
Horse/Jockey Name	Ave Cantare
Final Rank	1
Fastest Section Time (Section)	0:10.83 (800m)
Top Speed [km/h] (Section)	70.1 (800m)
Race State	Finished



Sunshine CoastProfessional  
Race 3: CANNONBALL QTIS Three-Year-Old Maiden Plate - 1000m  
24 October 2025 - 19:01  
Track Rating: Good 4, Weather: Fine, Rail Position: +7m Entire



Section	Overall	800m	600m	400m	200m										
Section Times	0:58.50 [1] (0:13.38)	0:45.12 [1] (0:10.83)	0:34.29 [1] (0:11.28)	0:23.01 [1] (0:11.08)	0:11.93 [1] (0:11.93)										
Average Speed [km/h]	53.8	67.0	63.6	65.1	60.3										
Top Speed [km/h]	70.0	70.1	65.0	65.7	64.1										
Avg. Dist. to Rail [m]	2.7	1.8	0.4	0.3	0.3										
Avg. Stride Freq. [Hz]	2.4	2.5	2.4	2.5	2.4										
Avg. Stride Length [m]	6.1	7.4	7.3	7.3	7.0										





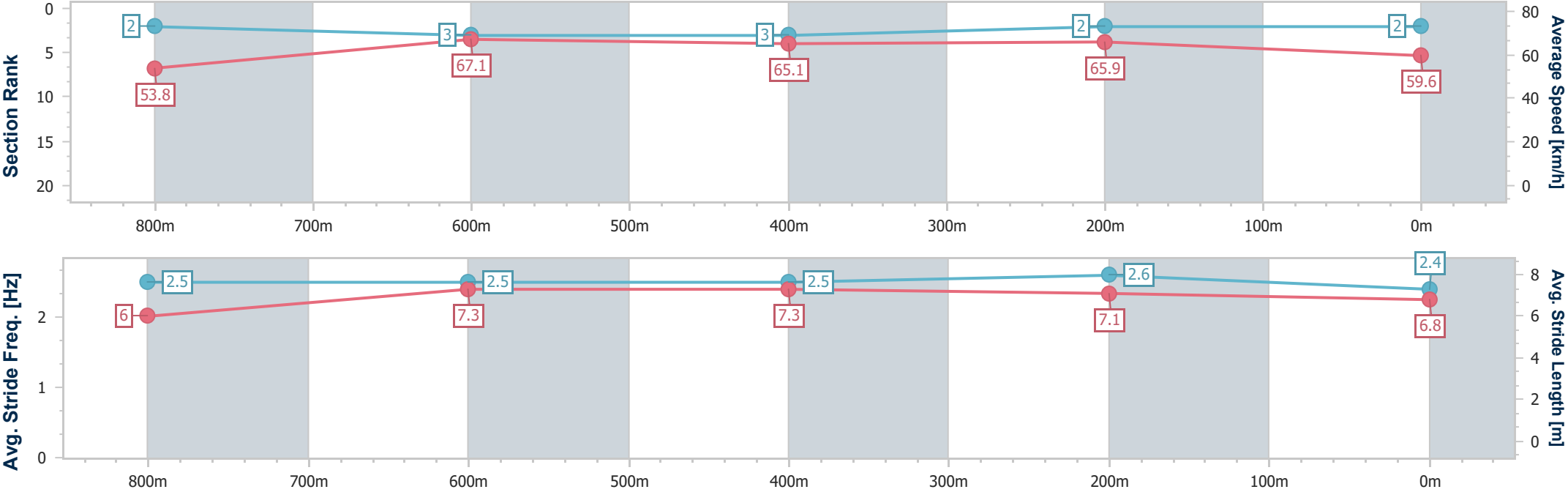
Horse/Jockey Name	Carbonara
Final Rank	2
Fastest Section Time (Section)	0:10.89 (800m)
Top Speed [km/h] (Section)	69.3 (800m)
Race State	Finished



Sunshine CoastProfessional  
Race 3: CANNONBALL QTIS Three-Year-Old Maiden Plate - 1000m  
24 October 2025 - 19:01  
Track Rating: Good 4, Weather: Fine, Rail Position: +7m Entire



Section	Overall	800m	600m	400m	200m									
Section Times	0:58.71 [2] (0:13.42)	0:45.29 [2] (0:10.89)	0:34.40 [3] (0:11.39)	0:23.01 [3] (0:10.91)	0:12.10 [2] (0:12.10)									
Average Speed [km/h]	53.8	67.1	65.1	65.9	59.6									
Top Speed [km/h]	69.2	69.3	65.8	66.7	64.1									
Avg. Dist. to Rail [m]	6.2	4.7	4.6	4.7	3.8									
Avg. Stride Freq. [Hz]	2.5	2.5	2.5	2.6	2.4									
Avg. Stride Length [m]	6.0	7.3	7.3	7.1	6.8									





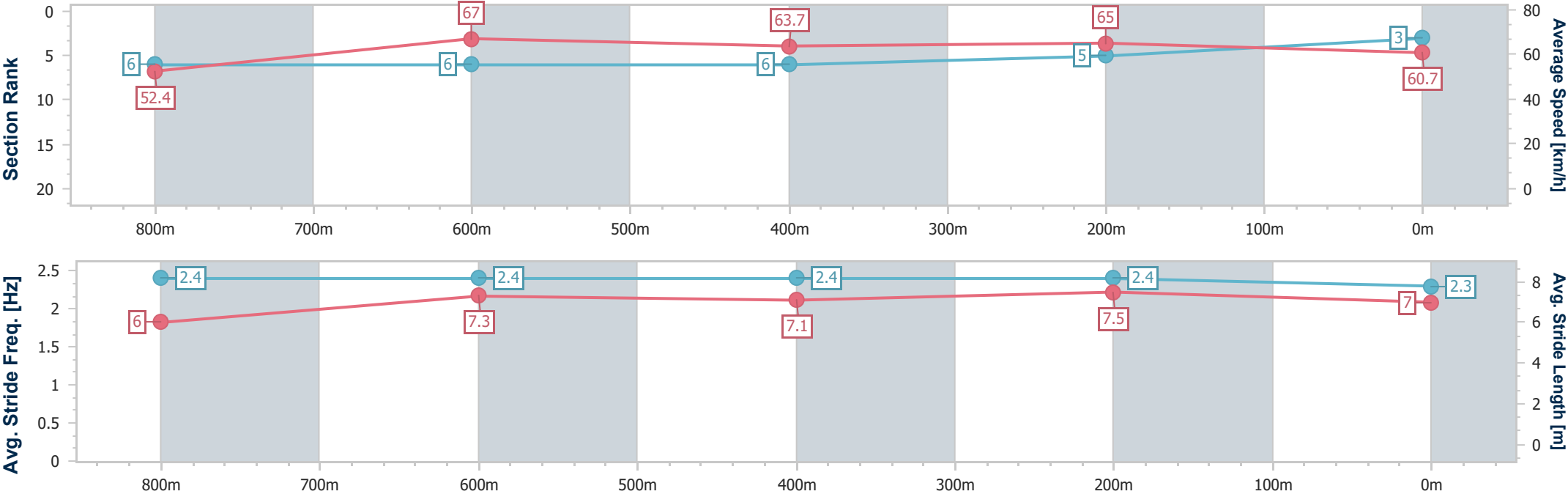
Horse/Jockey Name	Varejao
Final Rank	3
Fastest Section Time (Section)	0:10.81 (800m)
Top Speed [km/h] (Section)	68.0 (800m)
Race State	Finished



Sunshine CoastProfessional  
Race 3: CANNONBALL QTIS Three-Year-Old Maiden Plate - 1000m  
24 October 2025 - 19:01  
Track Rating: Good 4, Weather: Fine, Rail Position: +7m Entire



Section	Overall	800m	600m	400m	200m									
Section Times	0:58.89 [3] (0:13.77)	0:45.12 [6] (0:10.81)	0:34.31 [6] (0:11.39)	0:22.92 [6] (0:11.07)	0:11.85 [5] (0:11.85)									
Average Speed [km/h]	52.4	67.0	63.7	65.0	60.7									
Top Speed [km/h]	67.9	68.0	65.4	65.9	64.2									
Avg. Dist. to Rail [m]	3.6	2.4	1.0	2.0	2.0									
Avg. Stride Freq. [Hz]	2.4	2.4	2.4	2.4	2.3									
Avg. Stride Length [m]	6.0	7.3	7.1	7.5	7.0									





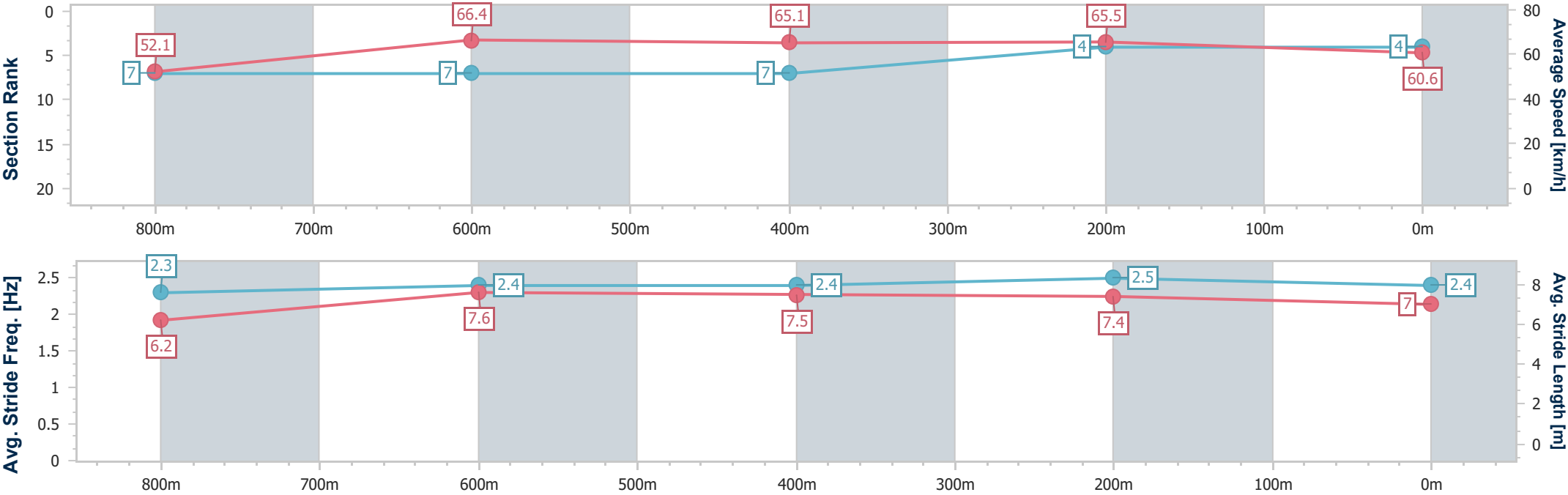
Horse/Jockey Name	San Gimignano
Final Rank	4
Fastest Section Time (Section)	0:10.93 (800m)
Top Speed [km/h] (Section)	68.2 (800m)
Race State	Finished



Sunshine CoastProfessional  
Race 3: CANNONBALL QTIS Three-Year-Old Maiden Plate - 1000m  
24 October 2025 - 19:01  
Track Rating: Good 4, Weather: Fine, Rail Position: +7m Entire



Section	Overall	800m	600m	400m	200m										
Section Times	0:58.89 [4] (0:13.84)	0:45.05 [7] (0:10.93)	0:34.12 [7] (0:11.22)	0:22.90 [7] (0:11.00)	0:11.90 [4] (0:11.90)										
Average Speed [km/h]	52.1	66.4	65.1	65.5	60.6										
Top Speed [km/h]	67.0	68.2	67.2	67.4	63.8										
Avg. Dist. to Rail [m]	6.5	3.5	2.1	5.2	5.8										
Avg. Stride Freq. [Hz]	2.3	2.4	2.4	2.5	2.4										
Avg. Stride Length [m]	6.2	7.6	7.5	7.4	7.0										





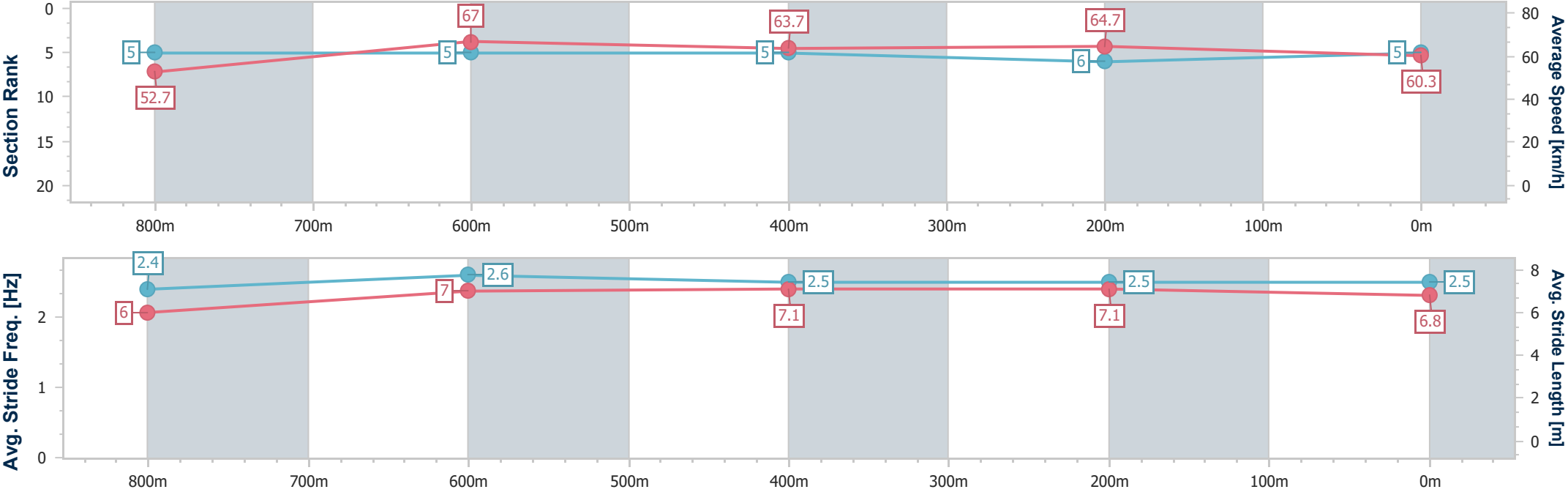
Horse/Jockey Name	Egyptian Goddess
Final Rank	5
Fastest Section Time (Section)	0:10.88 (800m)
Top Speed [km/h] (Section)	70.5 (Overall)
Race State	Finished



Sunshine CoastProfessional  
Race 3: CANNONBALL QTIS Three-Year-Old Maiden Plate - 1000m  
24 October 2025 - 19:01  
Track Rating: Good 4, Weather: Fine, Rail Position: +7m Entire



Section	Overall	800m	600m	400m	200m									
Section Times	0:58.97 [5] (0:13.66)	0:45.31 [5] (0:10.88)	0:34.43 [5] (0:11.40)	0:23.03 [5] (0:11.14)	0:11.89 [6] (0:11.89)									
Average Speed [km/h]	52.7	67.0	63.7	64.7	60.3									
Top Speed [km/h]	70.5	69.8	65.1	65.9	63.3									
Avg. Dist. to Rail [m]	4.3	3.6	1.4	2.4	2.7									
Avg. Stride Freq. [Hz]	2.4	2.6	2.5	2.5	2.5									
Avg. Stride Length [m]	6.0	7.0	7.1	7.1	6.8									



[ ] Ranking at each section and finish  
- - - - - No data available at this section  
NA No data available



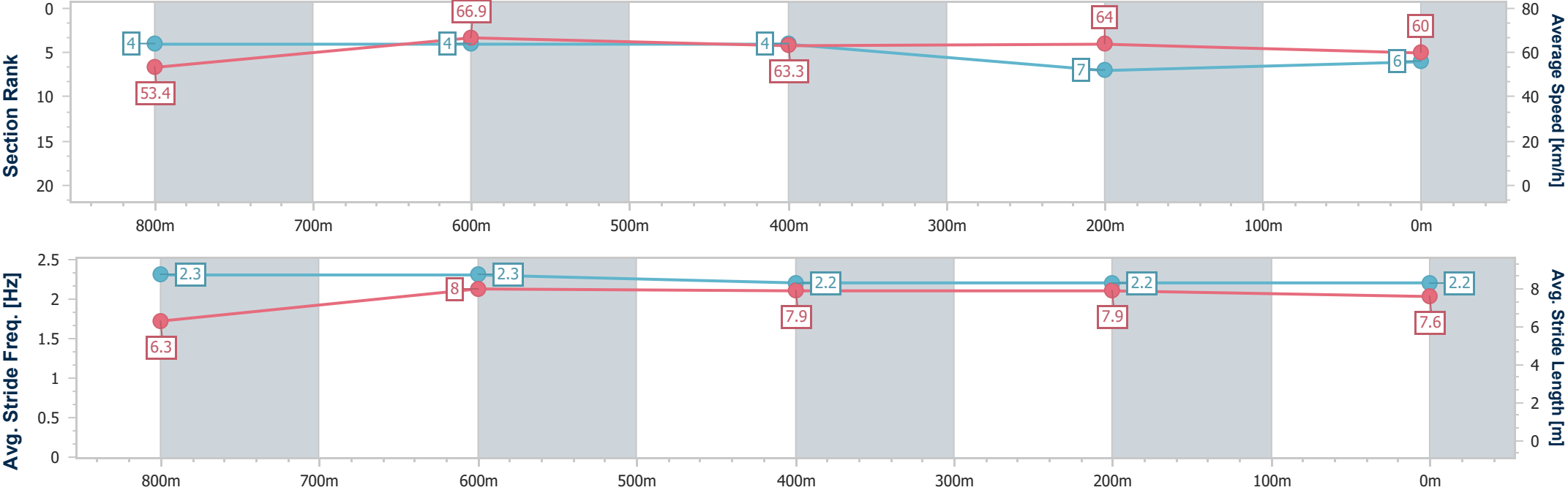
Horse/Jockey Name	Mr Democrat
Final Rank	6
Fastest Section Time (Section)	0:10.89 (800m)
Top Speed [km/h] (Section)	68.4 (800m)
Race State	Finished



Sunshine CoastProfessional  
Race 3: CANNONBALL QTIS Three-Year-Old Maiden Plate - 1000m  
24 October 2025 - 19:01  
Track Rating: Good 4, Weather: Fine, Rail Position: +7m Entire



Section	Overall	800m	600m	400m	200m										
Section Times	0:59.12 [6] (0:13.54)	0:45.58 [4] (0:10.89)	0:34.69 [4] (0:11.41)	0:23.28 [4] (0:11.25)	0:12.03 [7] (0:12.03)										
Average Speed [km/h]	53.4	66.9	63.3	64.0	60.0										
Top Speed [km/h]	67.4	68.4	64.1	65.0	62.6										
Avg. Dist. to Rail [m]	2.3	2.4	1.1	1.0	0.4										
Avg. Stride Freq. [Hz]	2.3	2.3	2.2	2.2	2.2										
Avg. Stride Length [m]	6.3	8.0	7.9	7.9	7.6										





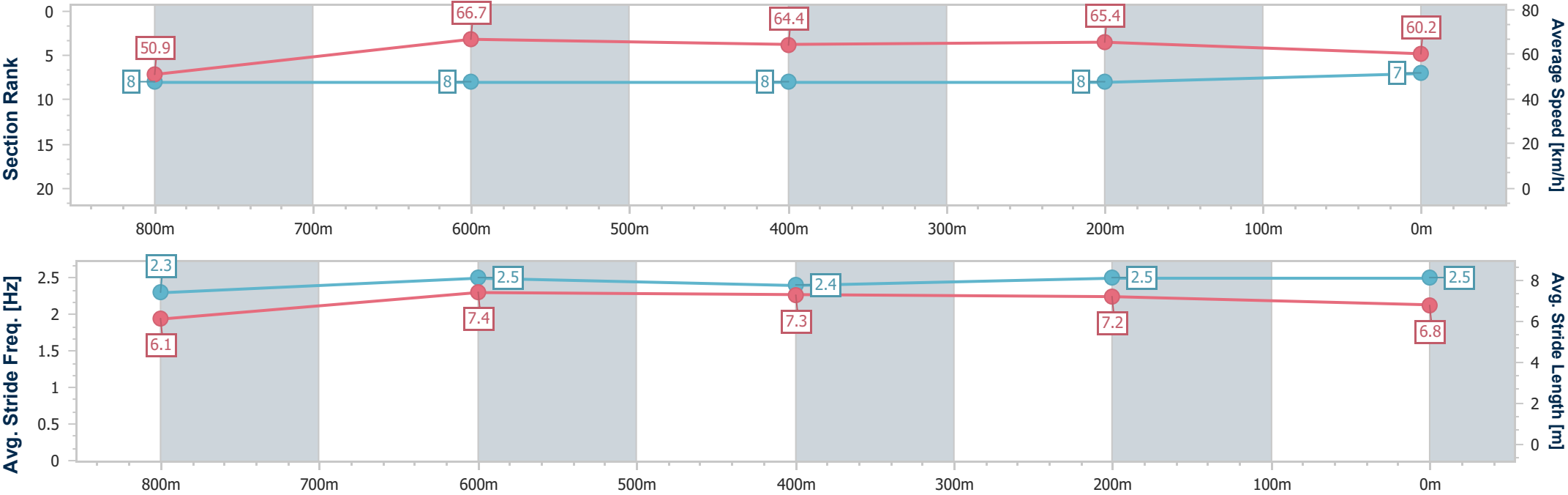
Horse/Jockey Name	Haniel
Final Rank	7
Fastest Section Time (Section)	0:10.88 (800m)
Top Speed [km/h] (Section)	67.5 (600m)
Race State	Finished



Sunshine CoastProfessional  
Race 3: CANNONBALL QTIS Three-Year-Old Maiden Plate - 1000m  
24 October 2025 - 19:01  
Track Rating: Good 4, Weather: Fine, Rail Position: +7m Entire



Section	Overall	800m	600m	400m	200m														
Section Times	0:59.16 [7] (0:13.97)	0:45.19 [8] (0:10.88)	0:34.31 [8] (0:11.31)	0:23.00 [8] (0:11.04)	0:11.96 [8] (0:11.96)														
Average Speed [km/h]	50.9	66.7	64.4	65.4	60.2														
Top Speed [km/h]	61.5	67.5	67.5	66.4	66.0														
Avg. Dist. to Rail [m]	7.5	2.2	2.0	6.3	7.1														
Avg. Stride Freq. [Hz]	2.3	2.5	2.4	2.5	2.5														
Avg. Stride Length [m]	6.1	7.4	7.3	7.2	6.8														





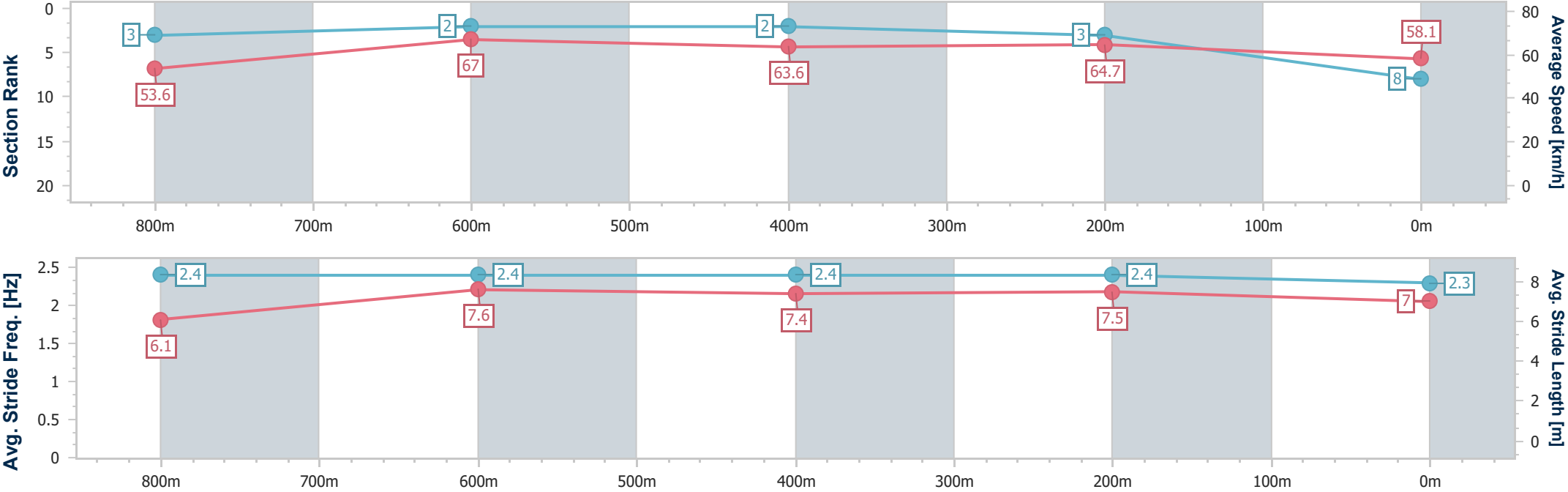
Horse/Jockey Name	Hello Punters
Final Rank	8
Fastest Section Time (Section)	0:10.82 (800m)
Top Speed [km/h] (Section)	70.0 (Overall)
Race State	Finished



Sunshine CoastProfessional  
Race 3: CANNONBALL QTIS Three-Year-Old Maiden Plate - 1000m  
24 October 2025 - 19:01  
Track Rating: Good 4, Weather: Fine, Rail Position: +7m Entire



Section	Overall	800m	600m	400m	200m														
Section Times	0:59.25 [8] (0:13.44)	0:45.81 [3] (0:10.82)	0:34.99 [2] (0:11.42)	0:23.57 [2] (0:11.17)	0:12.40 [3] (0:12.40)														
Average Speed [km/h]	53.6	67.0	63.6	64.7	58.1														
Top Speed [km/h]	70.0	69.9	64.4	66.3	62.9														
Avg. Dist. to Rail [m]	3.2	2.4	1.5	2.4	2.3														
Avg. Stride Freq. [Hz]	2.4	2.4	2.4	2.4	2.3														
Avg. Stride Length [m]	6.1	7.6	7.4	7.5	7.0														







Sunshine Coast Professional  
Race 4: KIMSIA'S OPEN Handicap - 1000m  
24 October 2025 - 19:30



Track Rating: Good 4, Weather: Fine, Rail Position: +7m Entire

Section					Overall		800m	600m	400m	200m	Last 600m		
Field Times					0:58.11 (0:13.31)		0:44.80 (0:10.76)	0:34.04 (0:11.25)	0:22.79 (0:10.96)	0:11.83 (0:11.83)	0:34.04		
Rank	TAB	Horse/Jockey	Barrier	Top Speed [km/h]	Fastest Section	Margin							Distance Travelled [m]
1	4	EN POINTE	7	68.4	0:10.93	0:58.11 [1]	0:44.74 [2]	0:33.81 [3]	0:22.61 [2]	0:11.64 [3]	0:58.11	0:33.81	
		Daniel Moor		Overall	800m	(0:13.37)	(0:10.93)	(0:11.20)	(0:10.97)	(0:11.64)			
2	5	AMORE VELOCE	8	70.6	0:10.76	0:58.11 [2]	0:44.80 [1]	0:34.04 [1]	0:22.79 [1]	0:11.83 [1]	0.04L	0:34.04	-2
		Ben Thompson		Overall	800m	(0:13.31)	(0:10.76)	(0:11.25)	(0:10.96)	(0:11.83)			
3	7	TROIKA	6	67.2	0:10.83	0:58.14 [3]	0:44.58 [4]	0:33.64 [5]	0:22.47 [5]	0:11.64 [4]	0.19L	0:33.64	+0
		Damien Thornton		Overall	400m	(0:13.56)	(0:10.94)	(0:11.17)	(0:10.83)	(0:11.64)			
4	8	LAYDOWNLILY	2	67.5	0:10.85	0:58.19 [4]	0:44.52 [6]	0:33.57 [6]	0:22.29 [7]	0:11.44 [8]	0.5L	0:33.57	+0
		Angela Jones		800m	400m	(0:13.67)	(0:10.95)	(0:11.28)	(0:10.85)	(0:11.44)			
5	2	RISE OF THE MASSES	5	67.8	0:10.81	0:58.24 [5]	0:44.46 [7]	0:33.39 [8]	0:22.31 [8]	0:11.50 [7]	0.82L	0:33.39	-2
		Rory Hutchings		400m	400m	(0:13.78)	(0:11.07)	(0:11.08)	(0:10.81)	(0:11.50)			
6	6	SHALAILED	9	68.4	0:10.86	0:58.29 [6]	0:44.50 [8]	0:33.64 [7]	0:22.59 [6]	0:11.72 [5]	1.08L	0:33.64	+2
		Mark Du Plessis		600m	800m	(0:13.79)	(0:10.86)	(0:11.05)	(0:10.87)	(0:11.72)			
7	3	HEARTONI	4	67.7	0:10.83	0:58.33 [7]	0:44.90 [3]	0:34.07 [2]	0:22.79 [3]	0:11.87 [2]	1.34L	0:34.07	-5
		Jake Bayliss		800m	800m	(0:13.43)	(0:10.83)	(0:11.28)	(0:10.92)	(0:11.87)			
8	9	ALLOUTATIME	1	68.0	0:10.83	0:58.36 [8]	0:44.74 [5]	0:33.91 [4]	0:22.70 [4]	0:11.76 [6]	1.5L	0:33.91	-3
		Tiffani Brooker		Overall	800m	(0:13.62)	(0:10.83)	(0:11.21)	(0:10.94)	(0:11.76)			
9	1	LOST IN TRANSIT	3	68.9	0:10.82	0:58.44 [9]	0:44.32 [9]	0:33.48 [9]	0:22.39 [9]	0:11.57 [9]	1.98L	0:33.48	+0
		Jag Guthmann-Chester		800m	400m	(0:14.12)	(0:10.84)	(0:11.09)	(0:10.82)	(0:11.57)			



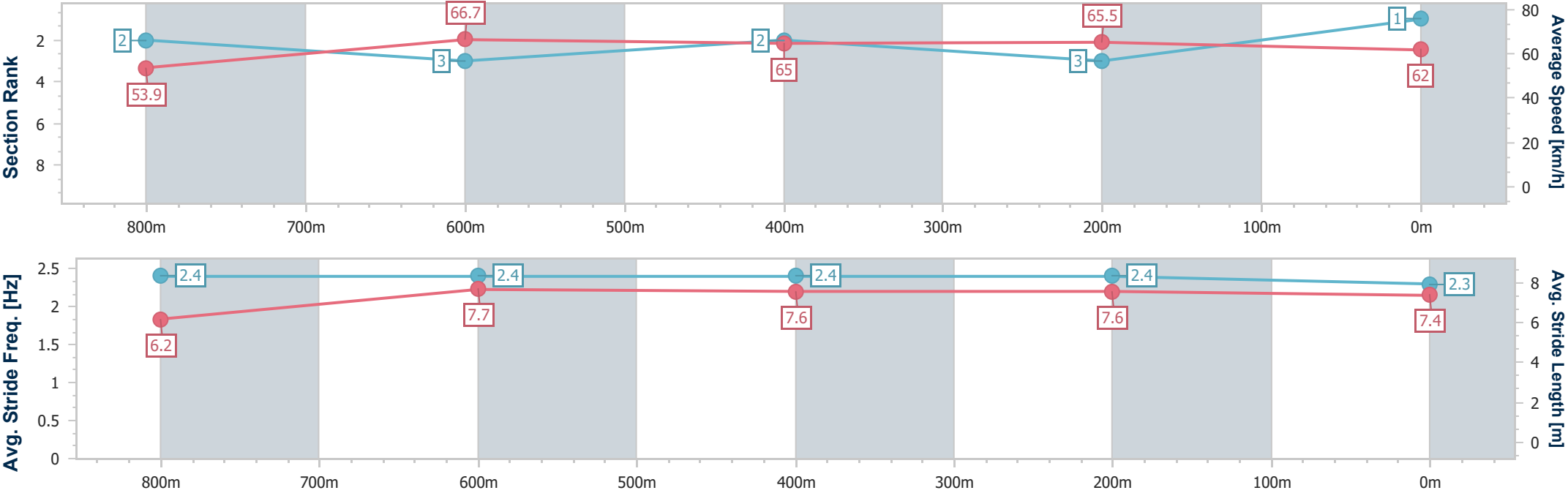
Horse/Jockey Name	En Pointe
Final Rank	1
Fastest Section Time (Section)	0:10.93 (800m)
Top Speed [km/h] (Section)	68.4 (Overall)
Race State	Finished



Sunshine CoastProfessional  
Race 4: KIMSIA'S OPEN Handicap - 1000m  
24 October 2025 - 19:30  
Track Rating: Good 4, Weather: Fine, Rail Position: +7m Entire



Section	Overall	800m	600m	400m	200m										
Section Times	0:58.11 [1] (0:13.37)	0:44.74 [2] (0:10.93)	0:33.81 [3] (0:11.20)	0:22.61 [2] (0:10.97)	0:11.64 [3] (0:11.64)										
Average Speed [km/h]	53.9	66.7	65.0	65.5	62.0										
Top Speed [km/h]	68.4	68.1	66.5	66.4	64.6										
Avg. Dist. to Rail [m]	6.1	2.7	2.1	2.5	1.7										
Avg. Stride Freq. [Hz]	2.4	2.4	2.4	2.4	2.3										
Avg. Stride Length [m]	6.2	7.7	7.6	7.6	7.4										





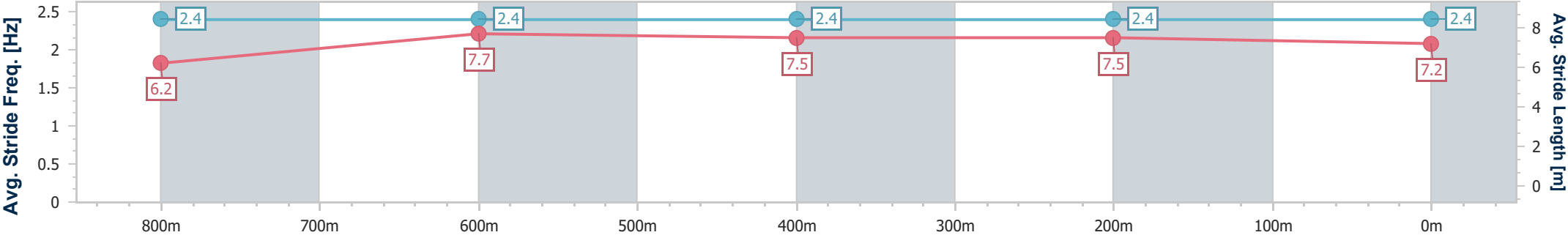
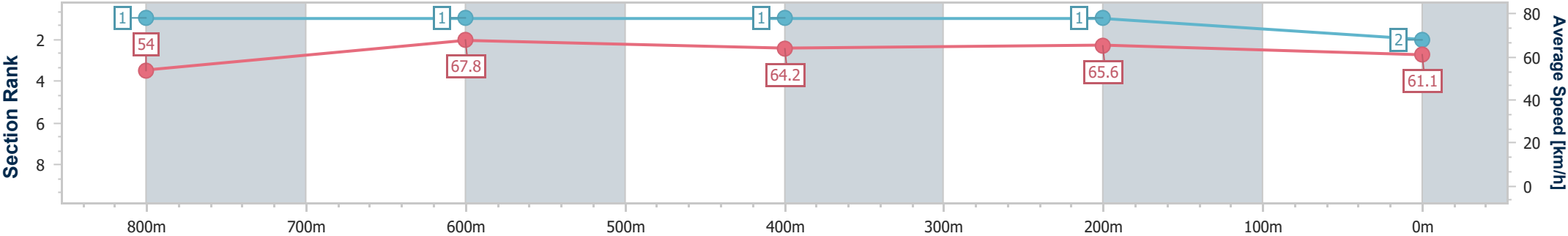
Horse/Jockey Name	Amore Veloce
Final Rank	2
Fastest Section Time (Section)	0:10.76 (800m)
Top Speed [km/h] (Section)	70.6 (Overall)
Race State	Finished



Sunshine CoastProfessional  
Race 4: KIMSIA'S OPEN Handicap - 1000m  
24 October 2025 - 19:30  
Track Rating: Good 4, Weather: Fine, Rail Position: +7m Entire



Section	Overall	800m	600m	400m	200m										
Section Times	0:58.11 [2] (0:13.31)	0:44.80 [1] (0:10.76)	0:34.04 [1] (0:11.25)	0:22.79 [1] (0:10.96)	0:11.83 [1] (0:11.83)										
Average Speed [km/h]	54.0	67.8	64.2	65.6	61.1										
Top Speed [km/h]	70.6	70.6	65.1	67.0	64.7										
Avg. Dist. to Rail [m]	8.6	3.3	0.9	0.7	0.7										
Avg. Stride Freq. [Hz]	2.4	2.4	2.4	2.4	2.4										
Avg. Stride Length [m]	6.2	7.7	7.5	7.5	7.2										





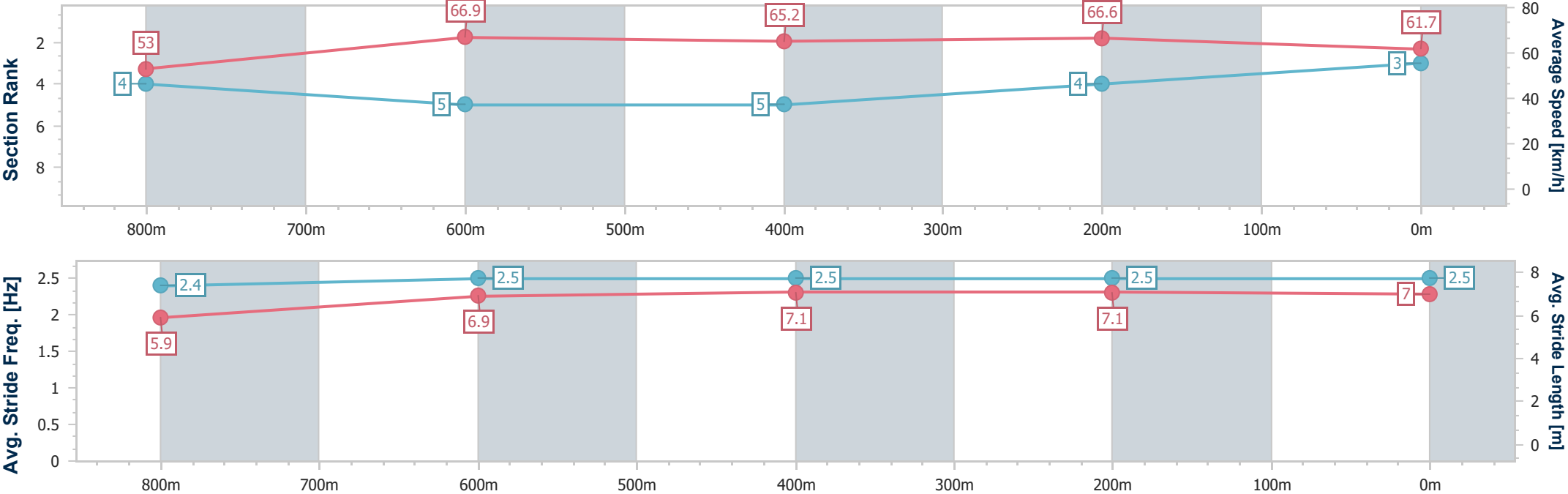
Horse/Jockey Name	Troika
Final Rank	3
Fastest Section Time (Section)	0:10.83 (400m)
Top Speed [km/h] (Section)	67.2 (Overall)
Race State	Finished



Sunshine CoastProfessional  
Race 4: KIMSIA'S OPEN Handicap - 1000m  
24 October 2025 - 19:30  
Track Rating: Good 4, Weather: Fine, Rail Position: +7m Entire



Section	Overall	800m	600m	400m	200m															
Section Times	0:58.14 [3] (0:13.56)	0:44.58 [4] (0:10.94)	0:33.64 [5] (0:11.17)	0:22.47 [5] (0:10.83)	0:11.64 [4] (0:11.64)															
Average Speed [km/h]	53.0	66.9	65.2	66.6	61.7															
Top Speed [km/h]	67.2	67.1	67.0	67.1	65.4															
Avg. Dist. to Rail [m]	5.3	3.3	2.1	2.9	4.1															
Avg. Stride Freq. [Hz]	2.4	2.5	2.5	2.5	2.5															
Avg. Stride Length [m]	5.9	6.9	7.1	7.1	7.0															





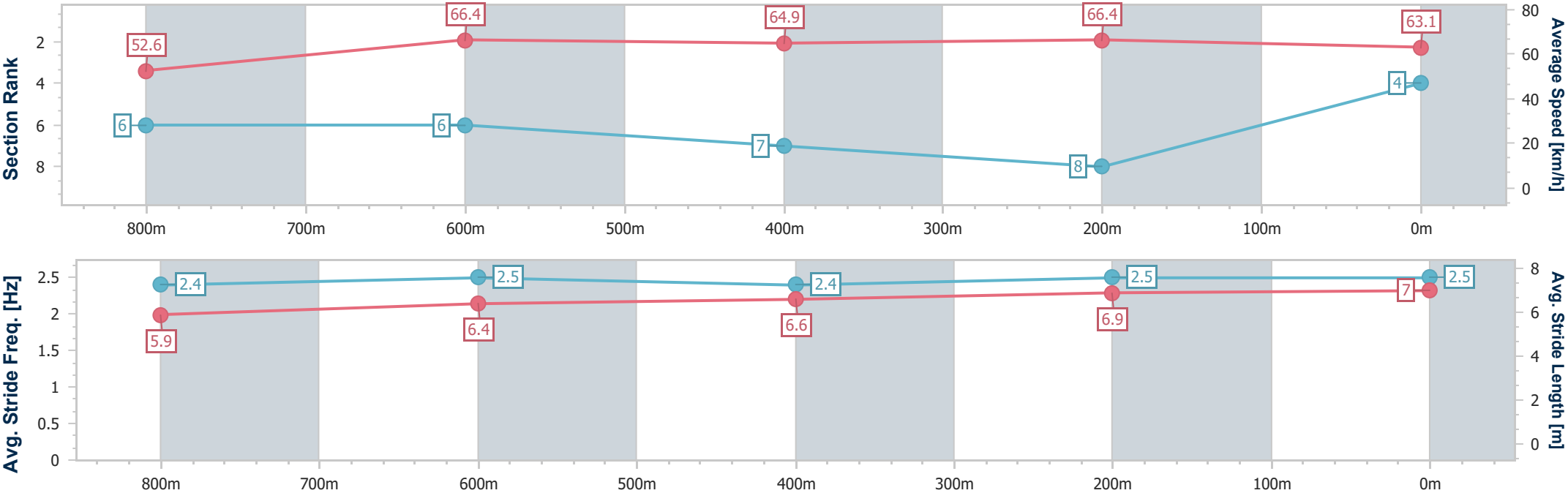
Horse/Jockey Name	Laydownlily
Final Rank	4
Fastest Section Time (Section)	0:10.85 (400m)
Top Speed [km/h] (Section)	67.5 (800m)
Race State	Finished



Sunshine CoastProfessional  
Race 4: KIMSIA'S OPEN Handicap - 1000m  
24 October 2025 - 19:30  
Track Rating: Good 4, Weather: Fine, Rail Position: +7m Entire



Section	Overall	800m	600m	400m	200m															
Section Times	0:58.19 [4] (0:13.67)	0:44.52 [6] (0:10.95)	0:33.57 [6] (0:11.28)	0:22.29 [7] (0:10.85)	0:11.44 [8] (0:11.44)															
Average Speed [km/h]	52.6	66.4	64.9	66.4	63.1															
Top Speed [km/h]	67.3	67.5	67.0	67.1	65.4															
Avg. Dist. to Rail [m]	3.1	2.9	2.5	4.8	5.5															
Avg. Stride Freq. [Hz]	2.4	2.5	2.4	2.5	2.5															
Avg. Stride Length [m]	5.9	6.4	6.6	6.9	7.0															





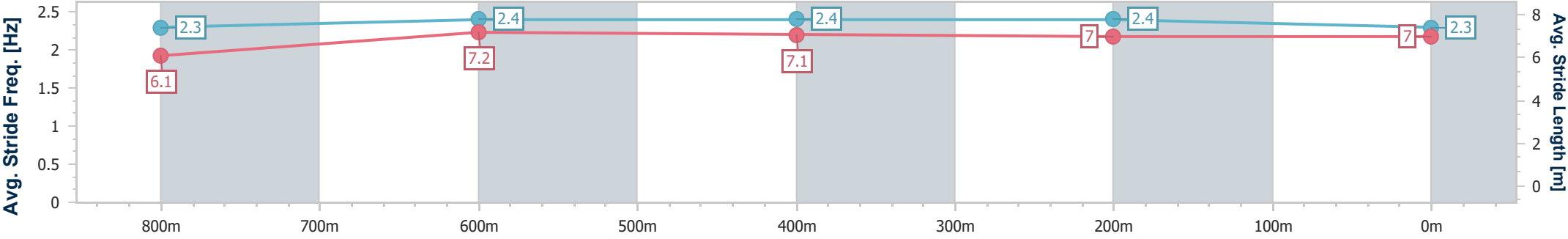
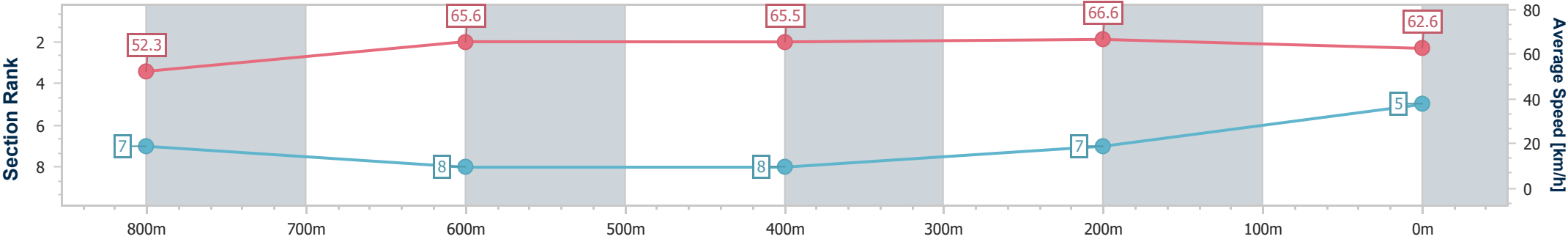
Horse/Jockey Name	Rise Of The Masses
Final Rank	5
Fastest Section Time (Section)	0:10.81 (400m)
Top Speed [km/h] (Section)	67.8 (400m)
Race State	Finished



Sunshine CoastProfessional  
Race 4: KIMSIA'S OPEN Handicap - 1000m  
24 October 2025 - 19:30  
Track Rating: Good 4, Weather: Fine, Rail Position: +7m Entire



Section	Overall	800m	600m	400m	200m														
Section Times	0:58.24 [5] (0:13.78)	0:44.46 [7] (0:11.07)	0:33.39 [8] (0:11.08)	0:22.31 [8] (0:10.81)	0:11.50 [7] (0:11.50)														
Average Speed [km/h]	52.3	65.6	65.5	66.6	62.6														
Top Speed [km/h]	67.5	67.1	66.5	67.8	65.2														
Avg. Dist. to Rail [m]	4.9	2.6	1.3	1.9	2.5														
Avg. Stride Freq. [Hz]	2.3	2.4	2.4	2.4	2.3														
Avg. Stride Length [m]	6.1	7.2	7.1	7.0	7.0														





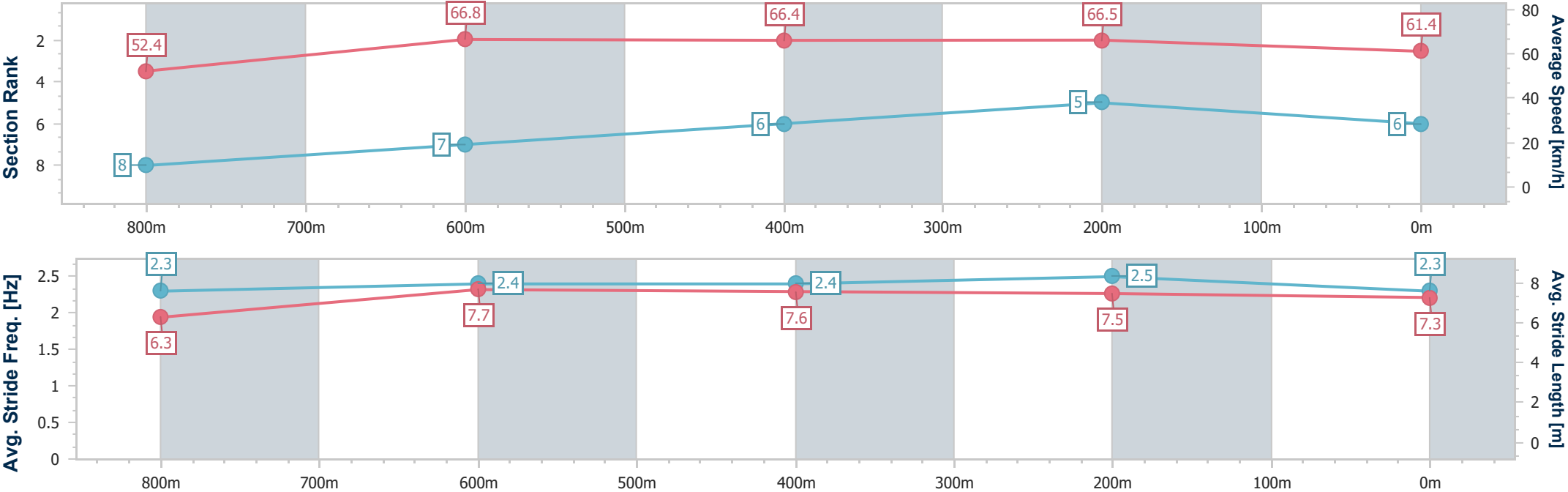
Horse/Jockey Name	Shalailed
Final Rank	6
Fastest Section Time (Section)	0:10.86 (800m)
Top Speed [km/h] (Section)	68.4 (600m)
Race State	Finished



Sunshine CoastProfessional  
Race 4: KIMSIA'S OPEN Handicap - 1000m  
24 October 2025 - 19:30  
Track Rating: Good 4, Weather: Fine, Rail Position: +7m Entire



Section	Overall	800m	600m	400m	200m														
Section Times	0:58.29 [6] (0:13.79)	0:44.50 [8] (0:10.86)	0:33.64 [7] (0:11.05)	0:22.59 [6] (0:10.87)	0:11.72 [5] (0:11.72)														
Average Speed [km/h]	52.4	66.8	66.4	66.5	61.4														
Top Speed [km/h]	68.3	67.9	68.4	67.8	64.9														
Avg. Dist. to Rail [m]	6.0	2.5	3.7	4.4	4.7														
Avg. Stride Freq. [Hz]	2.3	2.4	2.4	2.5	2.3														
Avg. Stride Length [m]	6.3	7.7	7.6	7.5	7.3														



[ ] Ranking at each section and finish  
-.-.- No data available at this section  
NA No data available



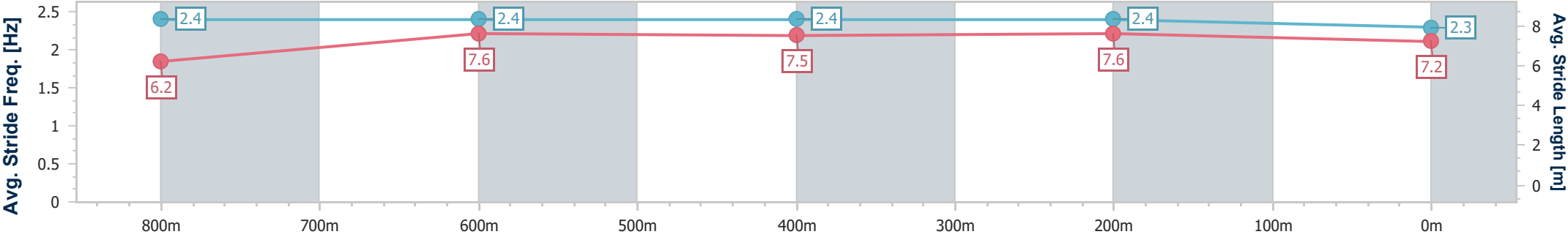
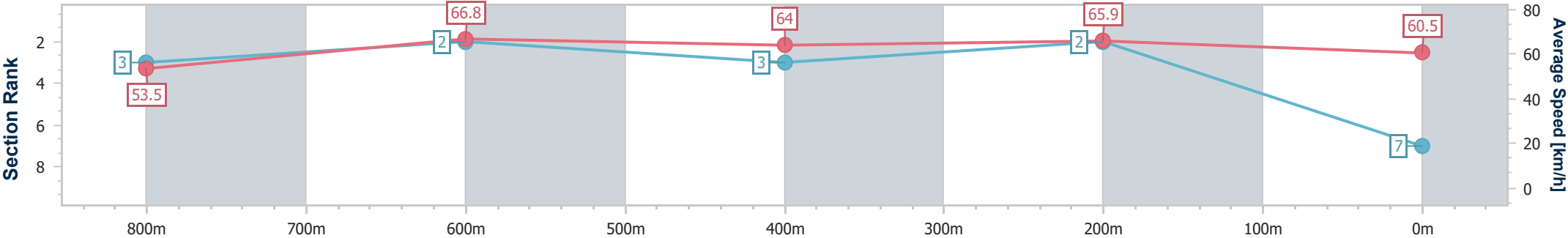
Horse/Jockey Name	Heartoni
Final Rank	7
Fastest Section Time (Section)	0:10.83 (800m)
Top Speed [km/h] (Section)	67.7 (800m)
Race State	Finished



Sunshine CoastProfessional  
Race 4: KIMSIA'S OPEN Handicap - 1000m  
24 October 2025 - 19:30  
Track Rating: Good 4, Weather: Fine, Rail Position: +7m Entire



Section	Overall	800m	600m	400m	200m										
Section Times	0:58.33 [7] (0:13.43)	0:44.90 [3] (0:10.83)	0:34.07 [2] (0:11.28)	0:22.79 [3] (0:10.92)	0:11.87 [2] (0:11.87)										
Average Speed [km/h]	53.5	66.8	64.0	65.9	60.5										
Top Speed [km/h]	67.4	67.7	65.2	67.1	65.3										
Avg. Dist. to Rail [m]	3.4	1.3	0.3	0.5	1.4										
Avg. Stride Freq. [Hz]	2.4	2.4	2.4	2.4	2.3										
Avg. Stride Length [m]	6.2	7.6	7.5	7.6	7.2										







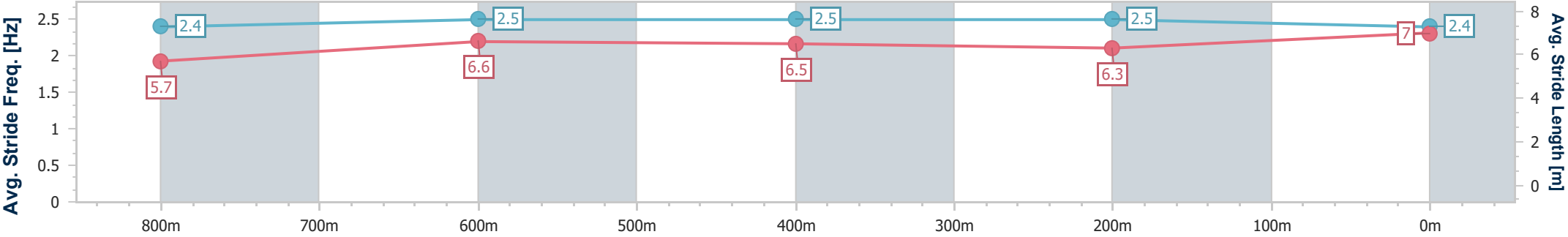
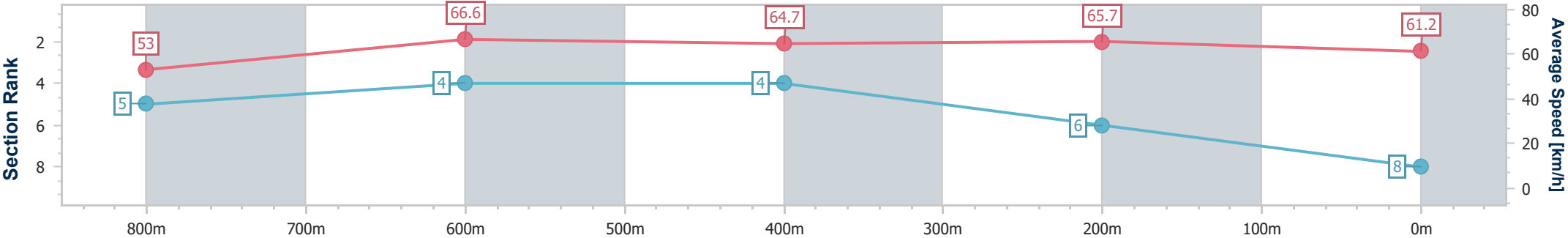
Horse/Jockey Name	Alloutatime
Final Rank	8
Fastest Section Time (Section)	0:10.83 (800m)
Top Speed [km/h] (Section)	68.0 (Overall)
Race State	Finished



Sunshine CoastProfessional  
Race 4: KIMSIA'S OPEN Handicap - 1000m  
24 October 2025 - 19:30  
Track Rating: Good 4, Weather: Fine, Rail Position: +7m Entire



Section	Overall	800m	600m	400m	200m															
Section Times	0:58.36 [8] (0:13.62)	0:44.74 [5] (0:10.83)	0:33.91 [4] (0:11.21)	0:22.70 [4] (0:10.94)	0:11.76 [6] (0:11.76)															
Average Speed [km/h]	53.0	66.6	64.7	65.7	61.2															
Top Speed [km/h]	68.0	67.9	66.4	67.0	63.8															
Avg. Dist. to Rail [m]	2.3	1.7	0.7	1.5	2.0															
Avg. Stride Freq. [Hz]	2.4	2.5	2.5	2.5	2.4															
Avg. Stride Length [m]	5.7	6.6	6.5	6.3	7.0															





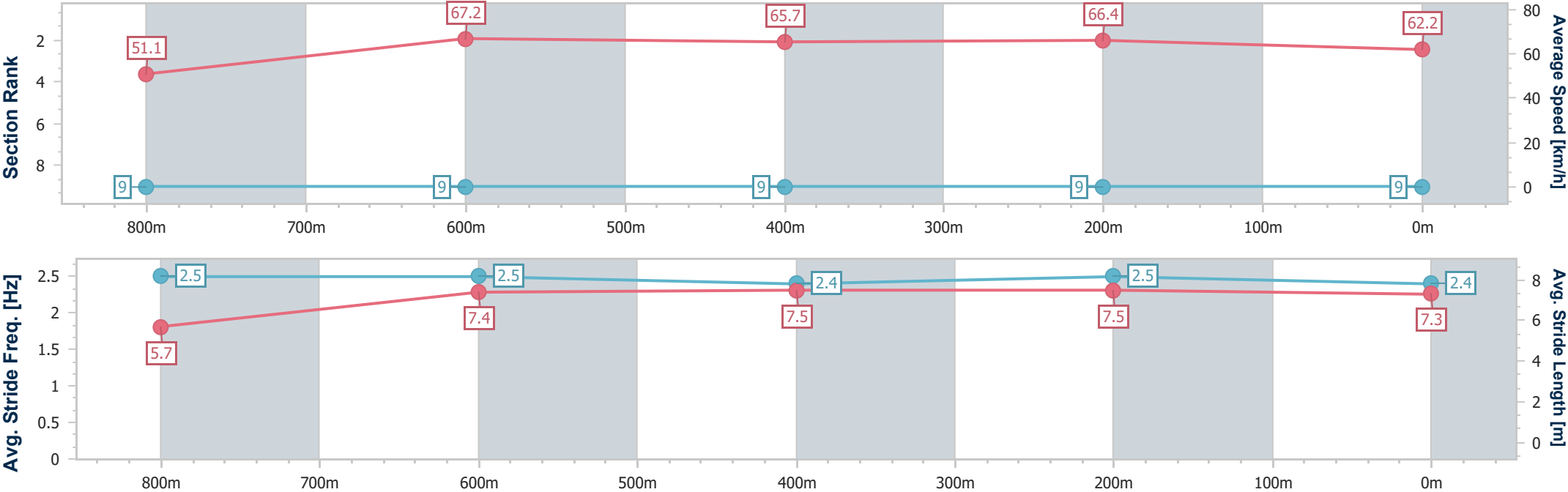
Horse/Jockey Name	Lost In Transit
Final Rank	9
Fastest Section Time (Section)	0:10.82 (400m)
Top Speed [km/h] (Section)	68.9 (800m)
Race State	Finished



Sunshine CoastProfessional  
Race 4: KIMSIA'S OPEN Handicap - 1000m  
24 October 2025 - 19:30  
Track Rating: Good 4, Weather: Fine, Rail Position: +7m Entire



Section	Overall	800m	600m	400m	200m										
Section Times	0:58.44 [9] (0:14.12)	0:44.32 [9] (0:10.84)	0:33.48 [9] (0:11.09)	0:22.39 [9] (0:10.82)	0:11.57 [9] (0:11.57)										
Average Speed [km/h]	51.1	67.2	65.7	66.4	62.2										
Top Speed [km/h]	66.9	68.9	67.2	68.0	64.7										
Avg. Dist. to Rail [m]	2.7	3.1	1.9	3.8	6.2										
Avg. Stride Freq. [Hz]	2.5	2.5	2.4	2.5	2.4										
Avg. Stride Length [m]	5.7	7.4	7.5	7.5	7.3										





Sunshine Coast Professional  
Race 5: GORDON'S BENCHMARK 65 Handicap - 1200m  
24 October 2025 - 20:00



Track Rating: Good 4, Weather: Fine, Rail Position: +7m Entire

Section						Overall	1000m	800m	600m	400m	200m	Last 600m		
Field Times						1:11.92 (0:13.60)	0:58.32 (0:11.89)	0:46.43 (0:11.85)	0:34.58 (0:11.45)	0:23.13 (0:11.25)	0:11.88 (0:11.88)	0:34.58		
Rank	TAB	Horse/Jockey	Barrier	Top Speed [km/h]	Fastest Section							Margin		Distance Travelled [m]
1	5	LUTON HOO	2	66.6	0:11.09	1:11.92 [1]	0:57.55 [8]	0:45.83 [7]	0:34.02 [7]	0:22.75 [5]	0:11.66 [4]	1:11.92	0:34.02	
		Ben Thompson		600m	400m	(0:14.37)	(0:11.72)	(0:11.81)	(0:11.27)	(0:11.09)	(0:11.66)			
2	4	CRACKENTHORPE	7	66.0	0:11.12	1:11.92 [2]	0:57.91 [5]	0:46.28 [2]	0:34.32 [3]	0:23.00 [2]	0:11.88 [1]	0L	0:34.32	+6
		Jag Guthmann-Chester		400m	400m	(0:14.01)	(0:11.63)	(0:11.96)	(0:11.32)	(0:11.12)	(0:11.88)			
3	12	CAXTON LASS	1	65.2	0:11.25	1:11.96 [3]	0:58.09 [3]	0:46.18 [4]	0:34.39 [2]	0:22.98 [3]	0:11.73 [3]	0.21L	0:34.39	-3
		Ron Stewart		400m	400m	(0:13.87)	(0:11.91)	(0:11.79)	(0:11.41)	(0:11.25)	(0:11.73)			
4	3	STAR ACT	4	65.6	0:11.06	1:12.11 [4]	0:57.90 [7]	0:46.01 [8]	0:34.06 [8]	0:22.76 [8]	0:11.70 [7]	1.11L	0:34.06	+2
		Leah Martyn		600m	400m	(0:14.21)	(0:11.89)	(0:11.95)	(0:11.30)	(0:11.06)	(0:11.70)			
5	9	SILVER CITY	3	66.0	0:11.08	1:12.57 [5]	0:58.62 [4]	0:46.78 [5]	0:34.81 [5]	0:23.32 [7]	0:12.24 [6]	3.82L	0:34.81	+2
		Angela Jones		400m	400m	(0:13.95)	(0:11.84)	(0:11.97)	(0:11.49)	(0:11.08)	(0:12.24)			
6	1	BIG BOY GEORGE	6	66.6	0:11.09	1:12.62 [6]	0:58.49 [6]	0:46.66 [6]	0:34.74 [6]	0:23.42 [6]	0:12.33 [5]	4.13L	0:34.74	+5
		Bella Youngberry		600m	400m	(0:14.13)	(0:11.83)	(0:11.92)	(0:11.32)	(0:11.09)	(0:12.33)			
7	10	ZINGALONG	8	65.0	0:11.29	1:12.76 [7]	0:59.16 [1]	0:47.27 [1]	0:35.42 [1]	0:23.97 [1]	0:12.68 [2]	4.91L	0:35.42	-2
		Montana Philpot		Overall	400m	(0:13.60)	(0:11.89)	(0:11.85)	(0:11.45)	(0:11.29)	(0:12.68)			
8	14	MISHANI STORM	5	64.5	0:11.47	1:13.52 [8]	0:59.66 [2]	0:47.84 [3]	0:35.91 [4]	0:24.44 [4]	0:12.85 [8]	9.42L	0:35.91	-3
		Dylan Turner		1000m	600m	(0:13.86)	(0:11.82)	(0:11.93)	(0:11.47)	(0:11.59)	(0:12.85)			

Scratched: I'm Zac (#6), Meet George (#13), Veloce Meteor (#11), Downey (#2), Lone Artist (#7), Wirewalker (#8)



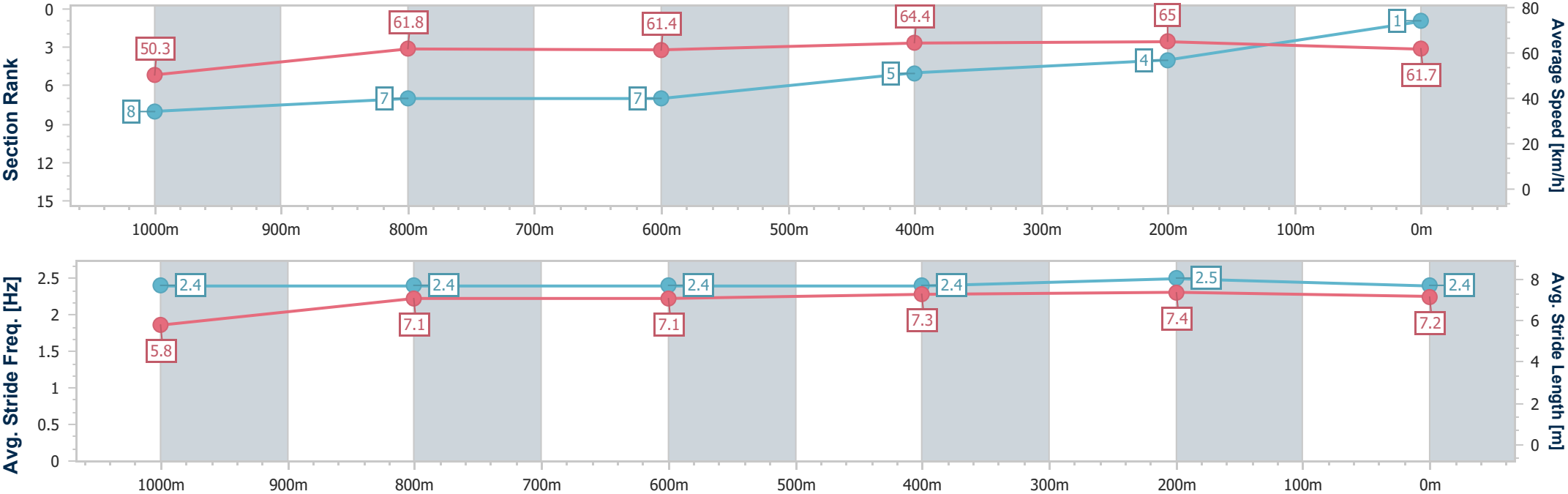
Horse/Jockey Name	Luton Hoo
Final Rank	1
Fastest Section Time (Section)	0:11.09 (400m)
Top Speed [km/h] (Section)	66.6 (600m)
Race State	Finished



Sunshine CoastProfessional  
Race 5: GORDON'S BENCHMARK 65 Handicap - 1200m  
24 October 2025 - 20:00  
Track Rating: Good 4, Weather: Fine, Rail Position: +7m Entire



Section	Overall	1000m	800m	600m	400m	200m							
Section Times	1:11.92 [1] (0:14.37)	0:57.55 [8] (0:11.72)	0:45.83 [7] (0:11.81)	0:34.02 [7] (0:11.27)	0:22.75 [5] (0:11.09)	0:11.66 [4] (0:11.66)							
Average Speed [km/h]	50.3	61.8	61.4	64.4	65.0	61.7							
Top Speed [km/h]	64.2	64.2	62.9	66.6	66.5	64.4							
Avg. Dist. to Rail [m]	3.3	1.8	1.2	1.7	3.1	4.1							
Avg. Stride Freq. [Hz]	2.4	2.4	2.4	2.4	2.5	2.4							
Avg. Stride Length [m]	5.8	7.1	7.1	7.3	7.4	7.2							



- [ ] Ranking at each section and finish
- .-.- No data available at this section
- NA No data available



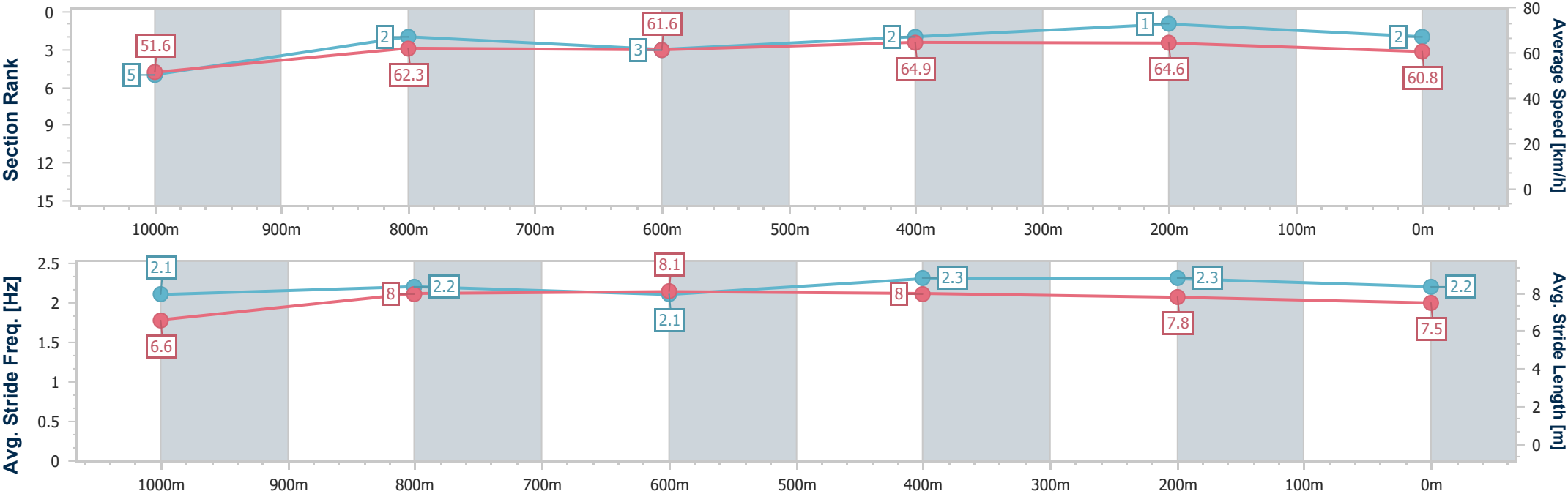
Horse/Jockey Name	Crackenthorpe
Final Rank	2
Fastest Section Time (Section)	0:11.12 (400m)
Top Speed [km/h] (Section)	66.0 (400m)
Race State	Finished



Sunshine CoastProfessional  
Race 5: GORDON'S BENCHMARK 65 Handicap - 1200m  
24 October 2025 - 20:00  
Track Rating: Good 4, Weather: Fine, Rail Position: +7m Entire



Section	Overall	1000m	800m	600m	400m	200m							
Section Times	1:11.92 [2] (0:14.01)	0:57.91 [5] (0:11.63)	0:46.28 [2] (0:11.96)	0:34.32 [3] (0:11.32)	0:23.00 [2] (0:11.12)	0:11.88 [1] (0:11.88)							
Average Speed [km/h]	51.6	62.3	61.6	64.9	64.6	60.8							
Top Speed [km/h]	65.5	64.7	63.3	65.9	66.0	63.3							
Avg. Dist. to Rail [m]	6.7	3.6	3.7	3.6	3.0	3.7							
Avg. Stride Freq. [Hz]	2.1	2.2	2.1	2.3	2.3	2.2							
Avg. Stride Length [m]	6.6	8.0	8.1	8.0	7.8	7.5							



- [ ] Ranking at each section and finish
- .-.- No data available at this section
- NA No data available



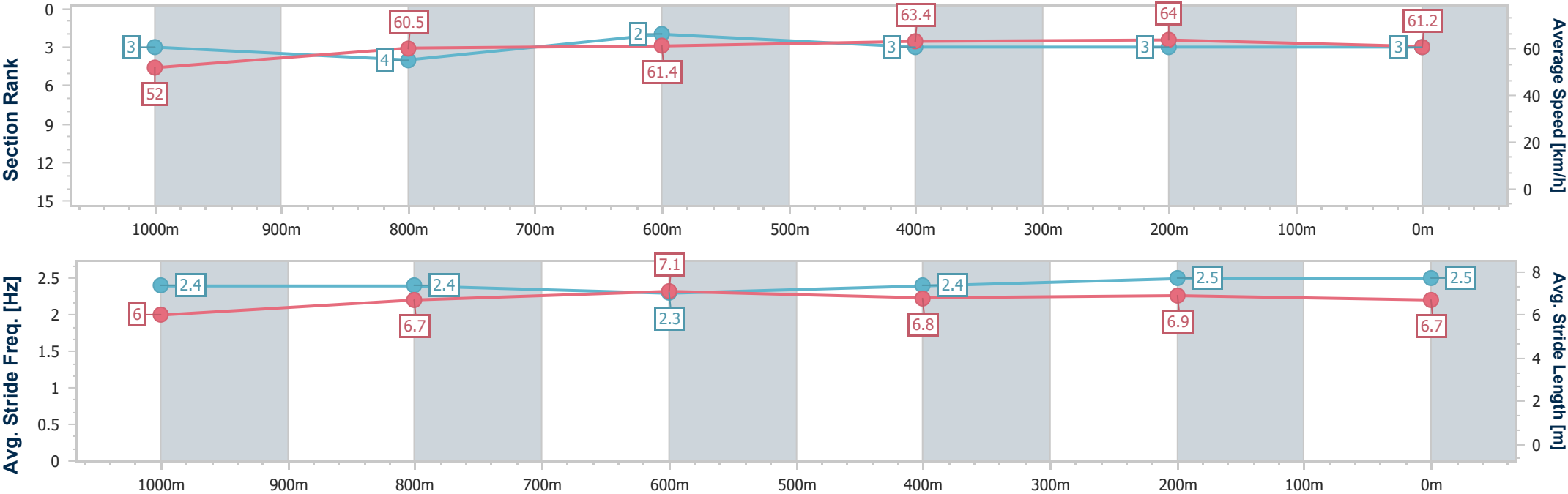
Horse/Jockey Name	Caxton Lass
Final Rank	3
Fastest Section Time (Section)	0:11.25 (400m)
Top Speed [km/h] (Section)	65.2 (400m)
Race State	Finished



Sunshine CoastProfessional  
Race 5: GORDON'S BENCHMARK 65 Handicap - 1200m  
24 October 2025 - 20:00  
Track Rating: Good 4, Weather: Fine, Rail Position: +7m Entire



Section	Overall	1000m	800m	600m	400m	200m							
Section Times	1:11.96 [3] (0:13.87)	0:58.09 [3] (0:11.91)	0:46.18 [4] (0:11.79)	0:34.39 [2] (0:11.41)	0:22.98 [3] (0:11.25)	0:11.73 [3] (0:11.73)							
Average Speed [km/h]	52.0	60.5	61.4	63.4	64.0	61.2							
Top Speed [km/h]	63.9	63.3	63.0	64.2	65.2	63.3							
Avg. Dist. to Rail [m]	2.3	1.6	0.9	0.6	1.8	3.8							
Avg. Stride Freq. [Hz]	2.4	2.4	2.3	2.4	2.5	2.5							
Avg. Stride Length [m]	6.0	6.7	7.1	6.8	6.9	6.7							



- [ ] Ranking at each section and finish
- .-.- No data available at this section
- NA No data available



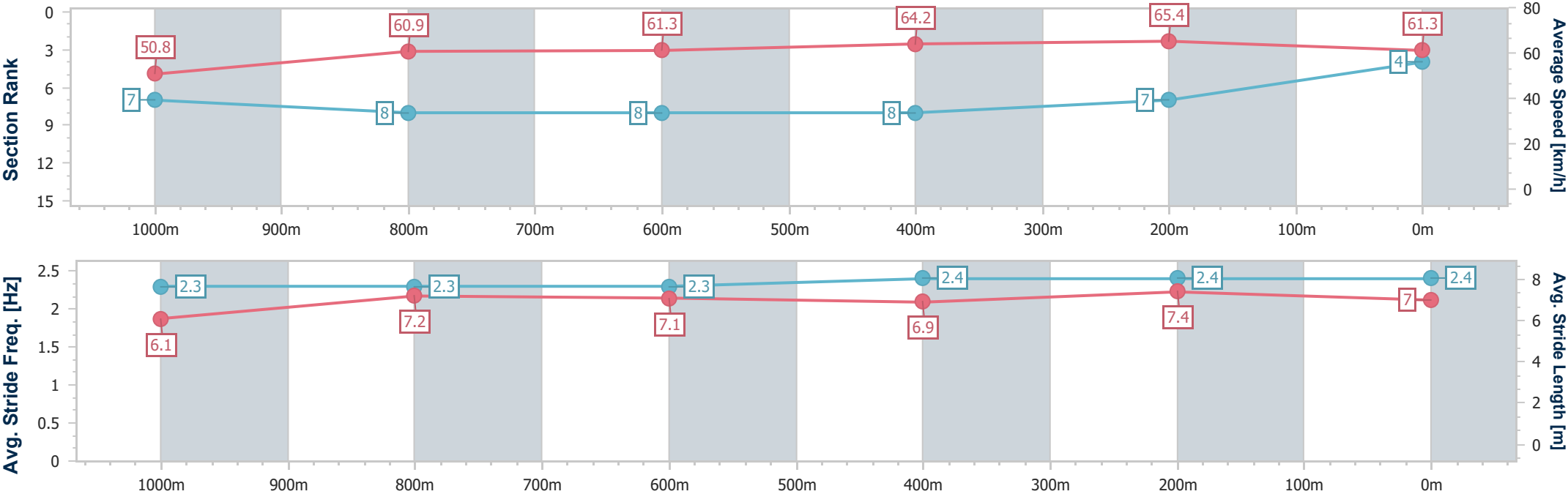
Horse/Jockey Name	Star Act
Final Rank	4
Fastest Section Time (Section)	0:11.06 (400m)
Top Speed [km/h] (Section)	65.6 (600m)
Race State	Finished



Sunshine CoastProfessional  
Race 5: GORDON'S BENCHMARK 65 Handicap - 1200m  
24 October 2025 - 20:00  
Track Rating: Good 4, Weather: Fine, Rail Position: +7m Entire



Section	Overall	1000m	800m	600m	400m	200m							
Section Times	1:12.11 [4] (0:14.21)	0:57.90 [7] (0:11.89)	0:46.01 [8] (0:11.95)	0:34.06 [8] (0:11.30)	0:22.76 [8] (0:11.06)	0:11.70 [7] (0:11.70)							
Average Speed [km/h]	50.8	60.9	61.3	64.2	65.4	61.3							
Top Speed [km/h]	63.2	62.9	62.9	65.6	65.6	64.4							
Avg. Dist. to Rail [m]	4.6	3.2	2.7	1.5	5.2	7.7							
Avg. Stride Freq. [Hz]	2.3	2.3	2.3	2.4	2.4	2.4							
Avg. Stride Length [m]	6.1	7.2	7.1	6.9	7.4	7.0							



[ ] Ranking at each section and finish  
- - - - No data available at this section  
NA No data available



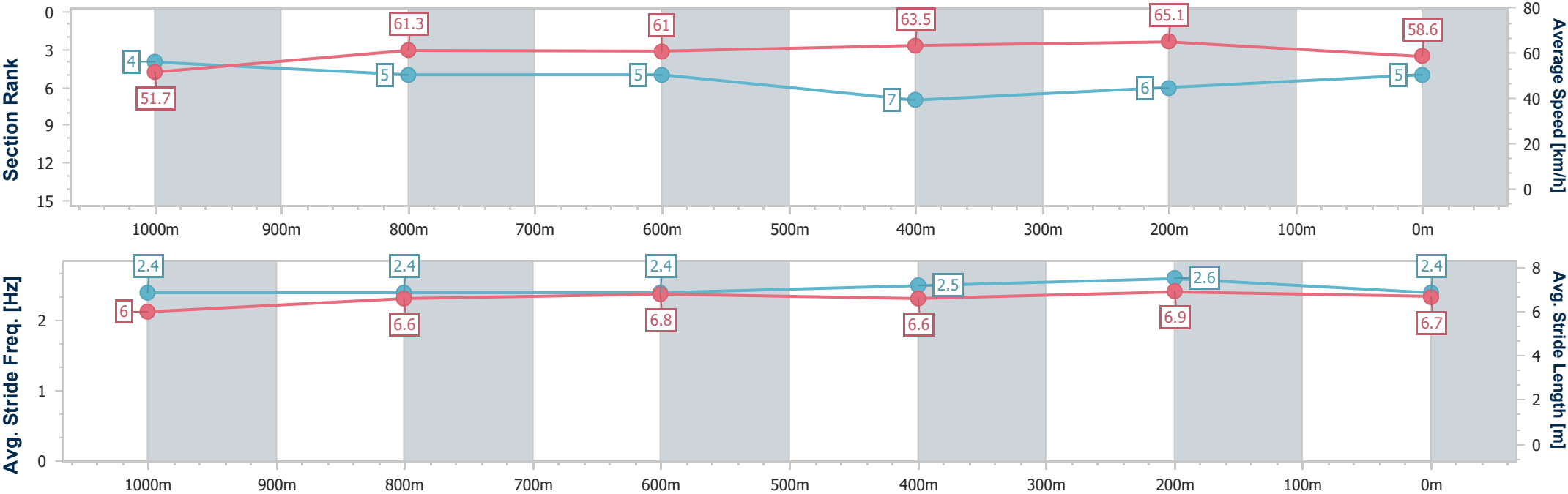
Horse/Jockey Name	Silver City
Final Rank	5
Fastest Section Time (Section)	0:11.08 (400m)
Top Speed [km/h] (Section)	66.0 (400m)
Race State	Finished



Sunshine CoastProfessional  
Race 5: GORDON'S BENCHMARK 65 Handicap - 1200m  
24 October 2025 - 20:00  
Track Rating: Good 4, Weather: Fine, Rail Position: +7m Entire



Section	Overall	1000m	800m	600m	400m	200m							
Section Times	1:12.57 [5] (0:13.95)	0:58.62 [4] (0:11.84)	0:46.78 [5] (0:11.97)	0:34.81 [5] (0:11.49)	0:23.32 [7] (0:11.08)	0:12.24 [6] (0:12.24)							
Average Speed [km/h]	51.7	61.3	61.0	63.5	65.1	58.6							
Top Speed [km/h]	63.4	63.6	62.2	65.1	66.0	62.8							
Avg. Dist. to Rail [m]	4.1	3.0	2.6	2.5	4.4	6.5							
Avg. Stride Freq. [Hz]	2.4	2.4	2.4	2.5	2.6	2.4							
Avg. Stride Length [m]	6.0	6.6	6.8	6.6	6.9	6.7							







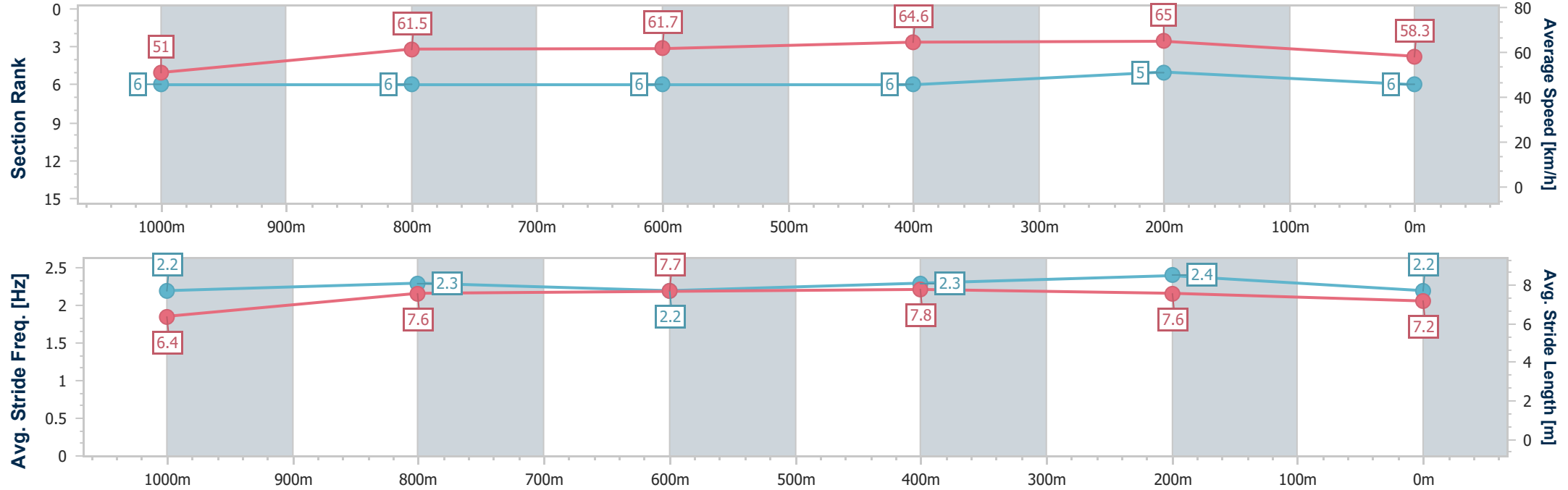
Horse/Jockey Name	Big Boy George
Final Rank	6
Fastest Section Time (Section)	0:11.09 (400m)
Top Speed [km/h] (Section)	66.6 (600m)
Race State	Finished



Sunshine CoastProfessional  
Race 5: GORDON'S BENCHMARK 65 Handicap - 1200m  
24 October 2025 - 20:00  
Track Rating: Good 4, Weather: Fine, Rail Position: +7m Entire



Section	Overall	1000m	800m	600m	400m	200m							
Section Times	1:12.62 [6] (0:14.13)	0:58.49 [6] (0:11.83)	0:46.66 [6] (0:11.92)	0:34.74 [6] (0:11.32)	0:23.42 [6] (0:11.09)	0:12.33 [5] (0:12.33)							
Average Speed [km/h]	51.0	61.5	61.7	64.6	65.0	58.3							
Top Speed [km/h]	64.1	64.2	62.8	66.6	66.4	62.8							
Avg. Dist. to Rail [m]	5.6	3.8	3.1	2.9	5.0	6.9							
Avg. Stride Freq. [Hz]	2.2	2.3	2.2	2.3	2.4	2.2							
Avg. Stride Length [m]	6.4	7.6	7.7	7.8	7.6	7.2							



- [ ] Ranking at each section and finish
- .-.- No data available at this section
- NA No data available



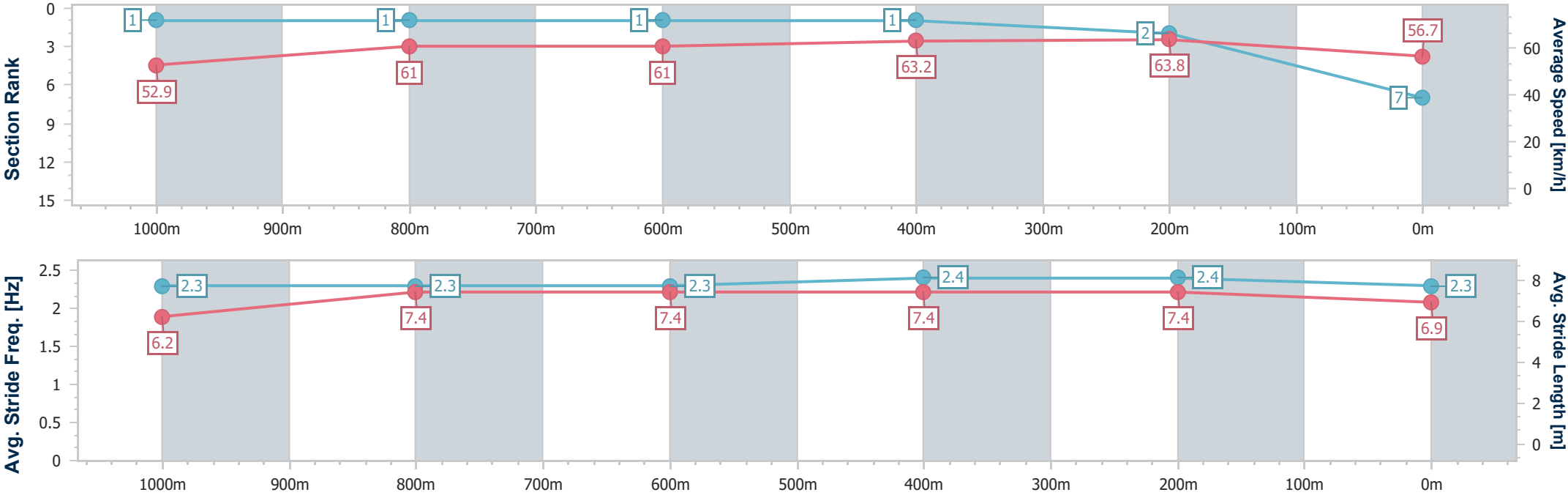
Horse/Jockey Name	Zingalong
Final Rank	7
Fastest Section Time (Section)	0:11.29 (400m)
Top Speed [km/h] (Section)	65.0 (Overall)
Race State	Finished



Sunshine CoastProfessional  
Race 5: GORDON'S BENCHMARK 65 Handicap - 1200m  
24 October 2025 - 20:00  
Track Rating: Good 4, Weather: Fine, Rail Position: +7m Entire



Section	Overall	1000m	800m	600m	400m	200m							
Section Times	1:12.76 [7] (0:13.60)	0:59.16 [1] (0:11.89)	0:47.27 [1] (0:11.85)	0:35.42 [1] (0:11.45)	0:23.97 [1] (0:11.29)	0:12.68 [2] (0:12.68)							
Average Speed [km/h]	52.9	61.0	61.0	63.2	63.8	56.7							
Top Speed [km/h]	65.0	62.5	62.8	64.6	64.7	62.1							
Avg. Dist. to Rail [m]	7.3	2.1	1.4	0.6	0.6	0.9							
Avg. Stride Freq. [Hz]	2.3	2.3	2.3	2.4	2.4	2.3							
Avg. Stride Length [m]	6.2	7.4	7.4	7.4	7.4	6.9							





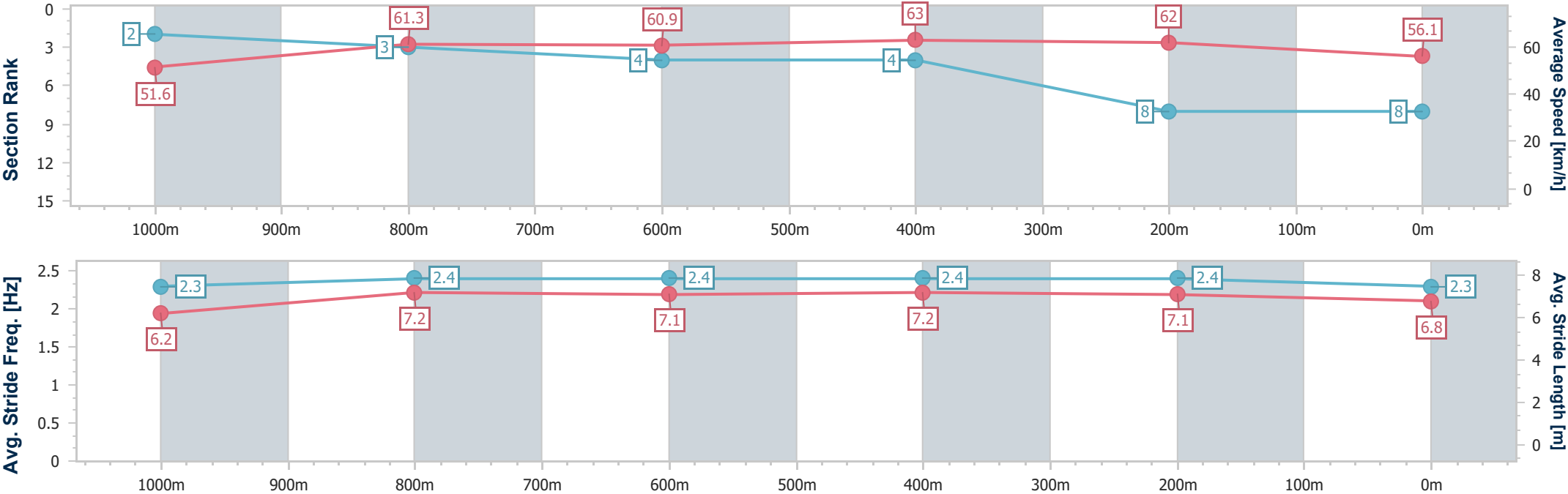
Horse/Jockey Name	Mishani Storm
Final Rank	8
Fastest Section Time (Section)	0:11.47 (600m)
Top Speed [km/h] (Section)	64.5 (1000m)
Race State	Finished



Sunshine CoastProfessional  
Race 5: GORDON'S BENCHMARK 65 Handicap - 1200m  
24 October 2025 - 20:00  
Track Rating: Good 4, Weather: Fine, Rail Position: +7m Entire



Section	Overall	1000m	800m	600m	400m	200m							
Section Times	1:13.52 [8] (0:13.86)	0:59.66 [2] (0:11.82)	0:47.84 [3] (0:11.93)	0:35.91 [4] (0:11.47)	0:24.44 [4] (0:11.59)	0:12.85 [8] (0:12.85)							
Average Speed [km/h]	51.6	61.3	60.9	63.0	62.0	56.1							
Top Speed [km/h]	64.3	64.5	62.4	64.0	63.7	60.4							
Avg. Dist. to Rail [m]	5.0	2.7	1.9	0.5	1.3	1.6							
Avg. Stride Freq. [Hz]	2.3	2.4	2.4	2.4	2.4	2.3							
Avg. Stride Length [m]	6.2	7.2	7.1	7.2	7.1	6.8							





Sunshine Coast Professional  
Race 6: RICK'S Class 1 Plate - 1400m  
24 October 2025 - 20:30



Track Rating: Good 4, Weather: Fine, Rail Position: +7m Entire

Section						Overall	1200m	1000m	800m	600m	400m	Last 600m	
Field Times						1:24.34 (0:13.66)	1:10.68 (0:11.28)	0:59.40 (0:11.74)	0:47.66 (0:12.27)	0:35.39 (0:12.14)	0:23.25 (0:11.54)	0:35.39	
Rank	TAB	Horse/Jockey	Barrier	Top Speed [km/h]	Fastest Section								Distance Travelled [m]
1	13	TRAPEDO	6	65.7	0:11.27	1:24.34 [1]	1:09.85 [7]	0:58.49 [8]	0:46.73 [6]	0:34.78 [6]	0:22.97 [5]	0:34.78	
		Ben Thompson		400m	400m	(0:14.49)	(0:11.36)	(0:11.76)	(0:11.95)	(0:11.81)	(0:11.27)		
2	5	SANCTUARY STORM	8	65.8	0:11.17	1:24.41 [2]	1:10.05 [6]	0:58.58 [7]	0:46.57 [8]	0:34.59 [8]	0:22.95 [6]	0:34.59 +3	
		Heavelon Van		400m	400m	(0:14.36)	(0:11.47)	(0:12.01)	(0:11.98)	(0:11.64)	(0:11.17)		
3	7	BROOKLYN DAISY	1	65.1	0:11.45	1:24.92 [3]	1:10.94 [2]	0:59.49 [4]	0:47.72 [3]	0:35.67 [3]	0:23.62 [4]	0:35.67 +1	
		Daniel Moor		Overall	1200m	(0:13.98)	(0:11.45)	(0:11.77)	(0:12.05)	(0:12.05)	(0:11.59)		
4	4	KEENAN	2	65.1	0:11.31	1:25.01 [4]	1:10.94 [4]	0:59.63 [3]	0:47.75 [4]	0:35.69 [4]	0:23.78 [3]	0:35.69 +4	
		Justin Huxtable		1200m	1200m	(0:14.07)	(0:11.31)	(0:11.88)	(0:12.06)	(0:11.91)	(0:11.47)		
5	8	GAGNANTE ENCHERE	5	64.8	0:11.17	1:25.02 [5]	1:10.09 [9]	0:58.92 [9]	0:47.01 [9]	0:35.04 [9]	0:23.28 [9]	0:35.04 +5	
		Tiffani Brooker		1200m	1200m	(0:14.93)	(0:11.17)	(0:11.91)	(0:11.97)	(0:11.76)	(0:11.27)		
6	10	NANTERRE	3	65.6	0:11.20	1:25.13 [6]	1:11.14 [3]	0:59.94 [2]	0:48.09 [2]	0:35.99 [2]	0:24.04 [1]	0:35.99 +4	
		Andrew Mallyon		1200m	1200m	(0:13.99)	(0:11.20)	(0:11.85)	(0:12.10)	(0:11.95)	(0:11.62)		
7	11	QUALITY MISS	7	65.7	0:11.28	1:26.12 [7]	1:12.46 [1]	1:01.18 [1]	0:49.44 [1]	0:37.17 [1]	0:24.96 [2]	0:37.17 +6	
		Dylan Turner		Overall	1200m	(0:13.66)	(0:11.28)	(0:11.74)	(0:12.27)	(0:12.21)	(0:11.79)		
8	6	BOLLINGER MISS	9	66.7	0:11.16	1:26.32 [8]	1:11.77 [8]	1:00.61 [6]	0:48.71 [7]	0:36.58 [7]	0:24.65 [8]	0:36.58 +7	
		Martin Harley		1200m	1200m	(0:14.55)	(0:11.16)	(0:11.90)	(0:12.13)	(0:11.93)	(0:11.80)		
9	3	HE'S FINESSE	4	64.4	0:11.47	1:26.77 [9]	1:12.56 [5]	1:01.09 [5]	0:49.18 [5]	0:37.23 [5]	0:25.28 [7]	0:37.23 +4	
		Cobi Vitler		1200m	1200m	(0:14.21)	(0:11.47)	(0:11.91)	(0:11.95)	(0:11.95)	(0:11.89)		

Scratched: Cheerful Cat (#1), Savvy Bee (#12), Explosive Tycoon (#2), La Pittrice (#9)



Sunshine Coast Professional  
Race 6: RICK'S Class 1 Plate - 1400m  
24 October 2025 - 20:30



Track Rating: Good 4, Weather: Fine, Rail Position: +7m Entire

Section Field Times				200m 0:11.71 (0:11.71)				Last 600m 0:35.39	
Rank	TAB	Horse/Jockey	Barrier	Top Speed [km/h]	Fastest Section	Margin		Distance Travelled [m]	
1	13	TRAPEDO	6	65.7	0:11.27	0:11.70 [2]	1:24.34	0:34.78	
		Ben Thompson		400m	400m	(0:11.70)			
2	5	SANCTUARY STORM	8	65.8	0:11.17	0:11.78 [1]	0.37L	0:34.59	+3
		Heavelon Van		400m	400m	(0:11.78)			
3	7	BROOKLYN DAISY	1	65.1	0:11.45	0:12.03 [5]	3.4L	0:35.67	+1
		Daniel Moor		Overall	1200m	(0:12.03)			
4	4	KEENAN	2	65.1	0:11.31	0:12.31 [3]	3.94L	0:35.69	+4
		Justin Huxtable		1200m	1200m	(0:12.31)			
5	8	GAGNANTE ENCHERE	5	64.8	0:11.17	0:12.01 [7]	4L	0:35.04	+5
		Tiffani Brooker		1200m	1200m	(0:12.01)			
6	10	NANTERRE	3	65.6	0:11.20	0:12.42 [4]	4.63L	0:35.99	+4
		Andrew Mallyon		1200m	1200m	(0:12.42)			
7	11	QUALITY MISS	7	65.7	0:11.28	0:13.17 [6]	10.43L	0:37.17	+6
		Dylan Turner		Overall	1200m	(0:13.17)			
8	6	BOLLINGER MISS	9	66.7	0:11.16	0:12.85 [9]	11.64L	0:36.58	+7
		Martin Harley		1200m	1200m	(0:12.85)			
9	3	HE'S FINESSE	4	64.4	0:11.47	0:13.39 [8]	14.26L	0:37.23	+4
		Cobi Vitler		1200m	1200m	(0:13.39)			

Scratched: Cheerful Cat (#1), Savvy Bee (#12), Explosive Tycoon (#2), La Pittrice (#9)



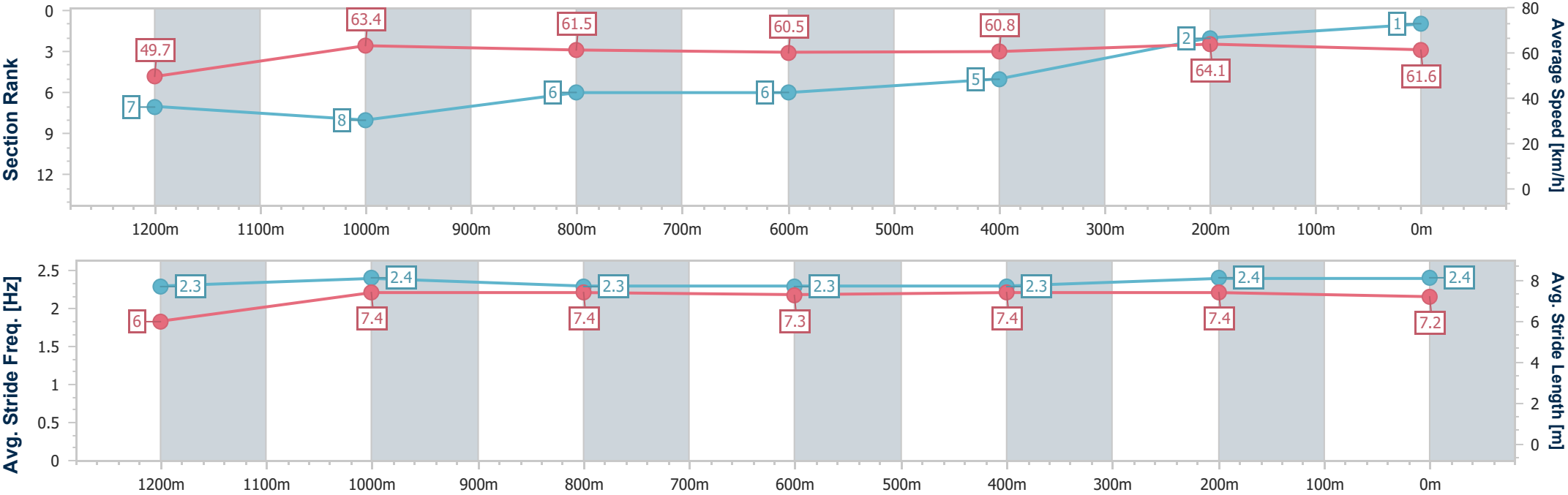
Horse/Jockey Name	Trapedo
Final Rank	1
Fastest Section Time (Section)	0:11.27 (400m)
Top Speed [km/h] (Section)	65.7 (400m)
Race State	Finished



Sunshine CoastProfessional  
Race 6: RICK'S Class 1 Plate - 1400m  
24 October 2025 - 20:30  
Track Rating: Good 4, Weather: Fine, Rail Position: +7m Entire



Section	Overall	1200m	1000m	800m	600m	400m	200m						
Section Times	1:24.34 [1] (0:14.49)	1:09.85 [7] (0:11.36)	0:58.49 [8] (0:11.76)	0:46.73 [6] (0:11.95)	0:34.78 [6] (0:11.81)	0:22.97 [5] (0:11.27)	0:11.70 [2] (0:11.70)						
Average Speed [km/h]	49.7	63.4	61.5	60.5	60.8	64.1	61.6						
Top Speed [km/h]	62.8	64.2	63.4	61.2	62.3	65.7	65.2						
Avg. Dist. to Rail [m]	5.4	2.4	2.0	0.7	0.5	4.3	6.7						
Avg. Stride Freq. [Hz]	2.3	2.4	2.3	2.3	2.3	2.4	2.4						
Avg. Stride Length [m]	6.0	7.4	7.4	7.3	7.4	7.4	7.2						





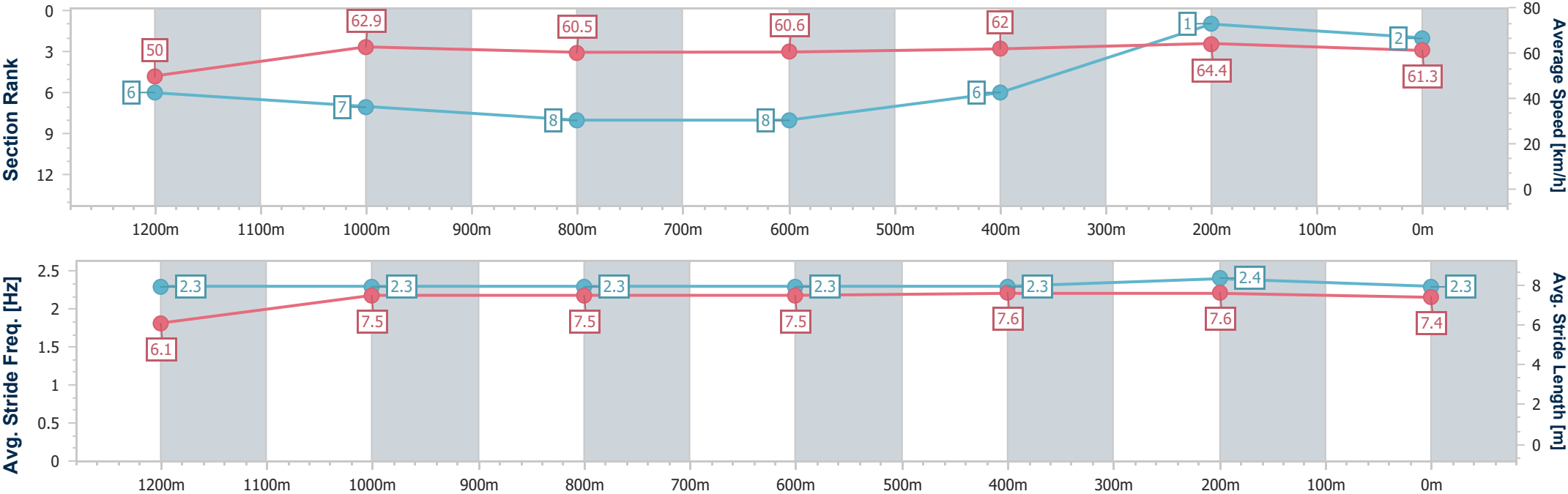
Horse/Jockey Name	Sanctuary Storm
Final Rank	2
Fastest Section Time (Section)	0:11.17 (400m)
Top Speed [km/h] (Section)	65.8 (400m)
Race State	Finished



Sunshine CoastProfessional  
Race 6: RICK'S Class 1 Plate - 1400m  
24 October 2025 - 20:30  
Track Rating: Good 4, Weather: Fine, Rail Position: +7m Entire



Section	Overall	1200m	1000m	800m	600m	400m	200m						
Section Times	1:24.41 [2] (0:14.36)	1:10.05 [6] (0:11.47)	0:58.58 [7] (0:12.01)	0:46.57 [8] (0:11.98)	0:34.59 [8] (0:11.64)	0:22.95 [6] (0:11.17)	0:11.78 [1] (0:11.78)						
Average Speed [km/h]	50.0	62.9	60.5	60.6	62.0	64.4	61.3						
Top Speed [km/h]	62.8	63.3	62.4	61.9	63.8	65.8	63.7						
Avg. Dist. to Rail [m]	6.8	3.7	3.2	1.9	0.4	3.1	5.3						
Avg. Stride Freq. [Hz]	2.3	2.3	2.3	2.3	2.3	2.4	2.3						
Avg. Stride Length [m]	6.1	7.5	7.5	7.5	7.6	7.6	7.4						





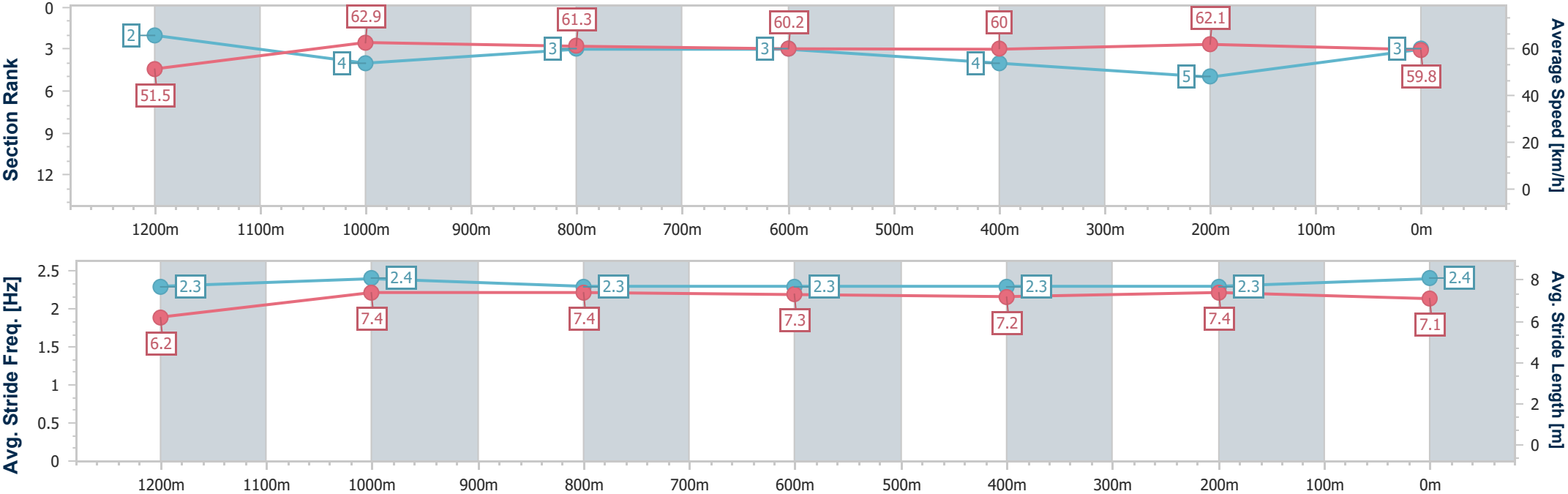
Horse/Jockey Name	Brooklyn Daisy
Final Rank	3
Fastest Section Time (Section)	0:11.45 (1200m)
Top Speed [km/h] (Section)	65.1 (Overall)
Race State	Finished



Sunshine CoastProfessional  
Race 6: RICK'S Class 1 Plate - 1400m  
24 October 2025 - 20:30  
Track Rating: Good 4, Weather: Fine, Rail Position: +7m Entire



Section	Overall	1200m	1000m	800m	600m	400m	200m						
Section Times	1:24.92 [3] (0:13.98)	1:10.94 [2] (0:11.45)	0:59.49 [4] (0:11.77)	0:47.72 [3] (0:12.05)	0:35.67 [3] (0:12.05)	0:23.62 [4] (0:11.59)	0:12.03 [5] (0:12.03)						
Average Speed [km/h]	51.5	62.9	61.3	60.2	60.0	62.1	59.8						
Top Speed [km/h]	65.1	65.0	61.9	61.0	60.5	64.1	61.7						
Avg. Dist. to Rail [m]	2.2	1.4	1.2	0.8	0.8	1.2	1.4						
Avg. Stride Freq. [Hz]	2.3	2.4	2.3	2.3	2.3	2.3	2.4						
Avg. Stride Length [m]	6.2	7.4	7.4	7.3	7.2	7.4	7.1						



[ ] Ranking at each section and finish  
-.-.- No data available at this section  
NA No data available





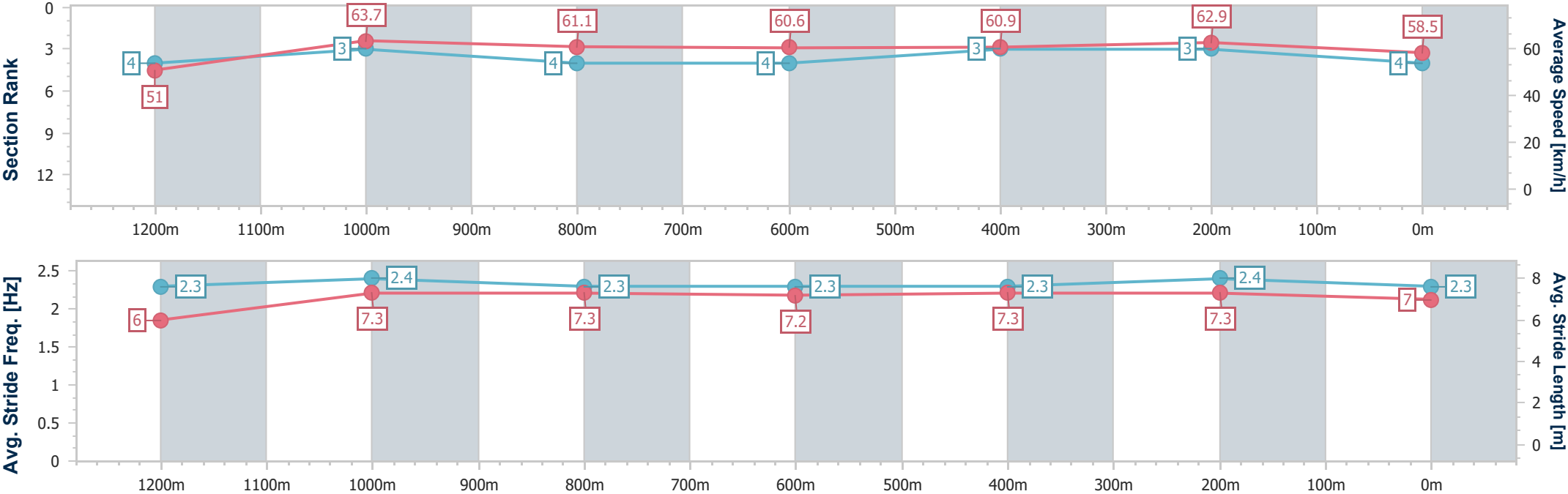
Horse/Jockey Name	Keenan
Final Rank	4
Fastest Section Time (Section)	0:11.31 (1200m)
Top Speed [km/h] (Section)	65.1 (1200m)
Race State	Finished



Sunshine CoastProfessional  
Race 6: RICK'S Class 1 Plate - 1400m  
24 October 2025 - 20:30  
Track Rating: Good 4, Weather: Fine, Rail Position: +7m Entire



Section	Overall	1200m	1000m	800m	600m	400m	200m						
Section Times	1:25.01 [4] (0:14.07)	1:10.94 [4] (0:11.31)	0:59.63 [3] (0:11.88)	0:47.75 [4] (0:12.06)	0:35.69 [4] (0:11.91)	0:23.78 [3] (0:11.47)	0:12.31 [3] (0:12.31)						
Average Speed [km/h]	51.0	63.7	61.1	60.6	60.9	62.9	58.5						
Top Speed [km/h]	65.0	65.1	62.3	61.7	62.7	63.6	60.7						
Avg. Dist. to Rail [m]	3.6	3.5	3.7	2.5	1.2	3.8	5.7						
Avg. Stride Freq. [Hz]	2.3	2.4	2.3	2.3	2.3	2.4	2.3						
Avg. Stride Length [m]	6.0	7.3	7.3	7.2	7.3	7.3	7.0						





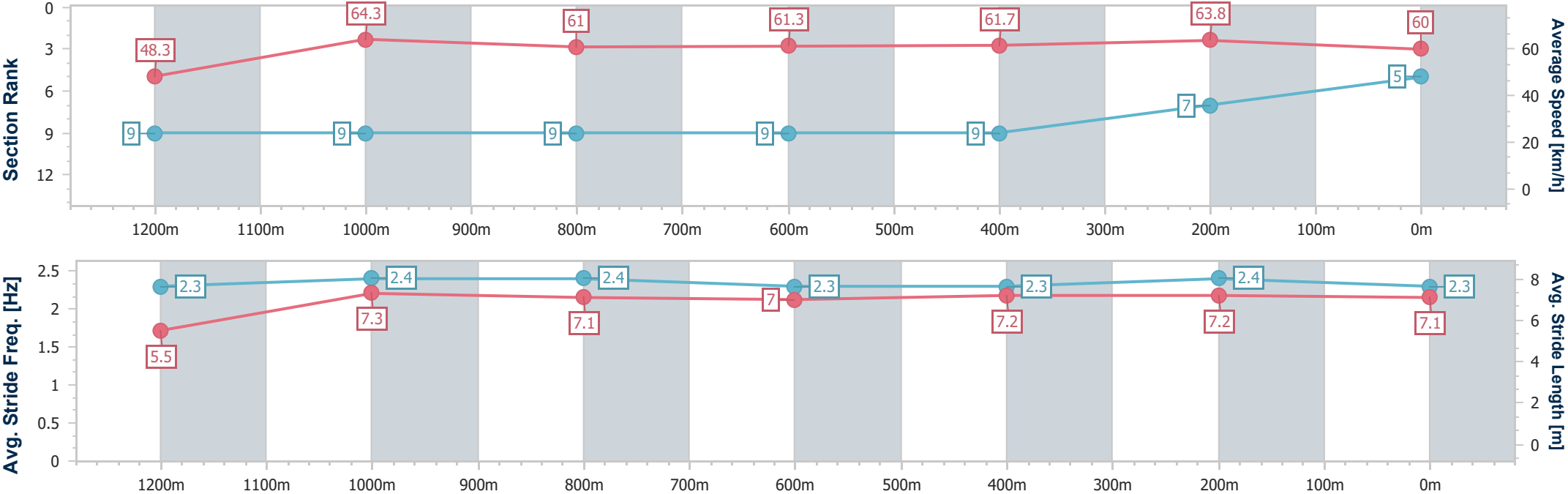
Horse/Jockey Name	Gagnante Enchere
Final Rank	5
Fastest Section Time (Section)	0:11.17 (1200m)
Top Speed [km/h] (Section)	64.8 (1200m)
Race State	Finished



Sunshine CoastProfessional  
Race 6: RICK'S Class 1 Plate - 1400m  
24 October 2025 - 20:30  
Track Rating: Good 4, Weather: Fine, Rail Position: +7m Entire



Section	Overall	1200m	1000m	800m	600m	400m	200m						
Section Times	1:25.02 [5] (0:14.93)	1:10.09 [9] (0:11.17)	0:58.92 [9] (0:11.91)	0:47.01 [9] (0:11.97)	0:35.04 [9] (0:11.76)	0:23.28 [9] (0:11.27)	0:12.01 [7] (0:12.01)						
Average Speed [km/h]	48.3	64.3	61.0	61.3	61.7	63.8	60.0						
Top Speed [km/h]	64.1	64.8	64.4	62.9	64.1	64.6	62.8						
Avg. Dist. to Rail [m]	5.7	3.2	3.5	2.6	1.5	3.1	3.5						
Avg. Stride Freq. [Hz]	2.3	2.4	2.4	2.3	2.3	2.4	2.3						
Avg. Stride Length [m]	5.5	7.3	7.1	7.0	7.2	7.2	7.1						





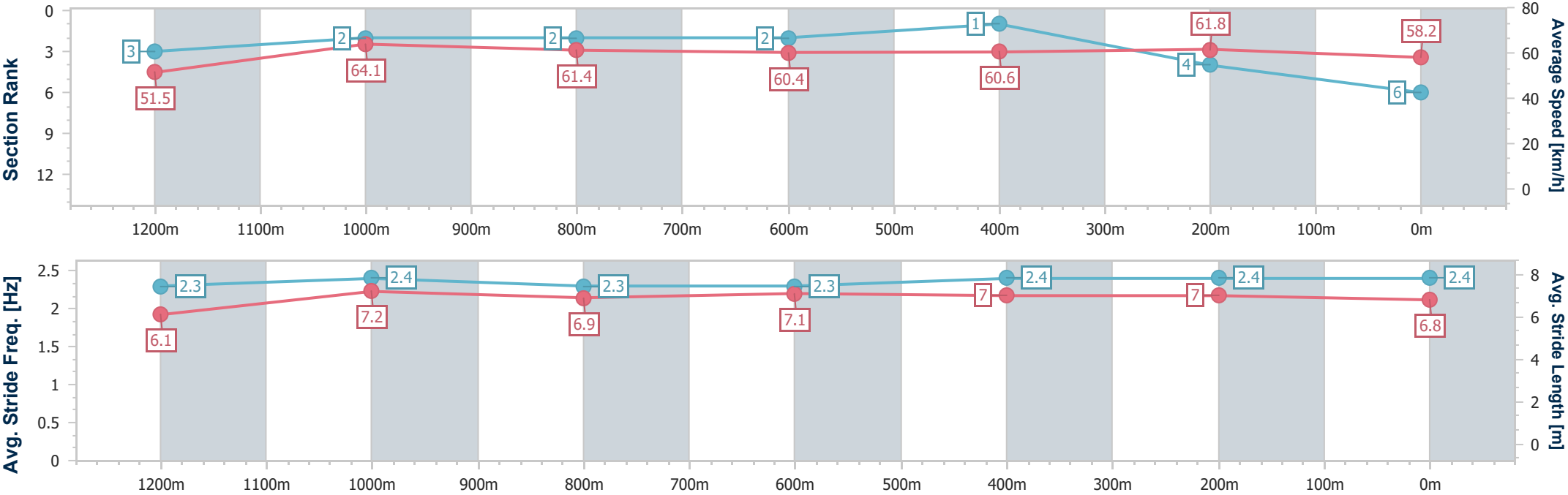
Horse/Jockey Name	Nanterre
Final Rank	6
Fastest Section Time (Section)	0:11.20 (1200m)
Top Speed [km/h] (Section)	65.6 (1200m)
Race State	Finished



Sunshine CoastProfessional  
Race 6: RICK'S Class 1 Plate - 1400m  
24 October 2025 - 20:30  
Track Rating: Good 4, Weather: Fine, Rail Position: +7m Entire



Section	Overall	1200m	1000m	800m	600m	400m	200m						
Section Times	1:25.13 [6] (0:13.99)	1:11.14 [3] (0:11.20)	0:59.94 [2] (0:11.85)	0:48.09 [2] (0:12.10)	0:35.99 [2] (0:11.95)	0:24.04 [1] (0:11.62)	0:12.42 [4] (0:12.42)						
Average Speed [km/h]	51.5	64.1	61.4	60.4	60.6	61.8	58.2						
Top Speed [km/h]	64.6	65.6	63.0	60.7	61.1	62.9	60.6						
Avg. Dist. to Rail [m]	4.8	4.4	3.6	2.2	0.8	1.3	1.6						
Avg. Stride Freq. [Hz]	2.3	2.4	2.3	2.3	2.4	2.4	2.4						
Avg. Stride Length [m]	6.1	7.2	6.9	7.1	7.0	7.0	6.8						





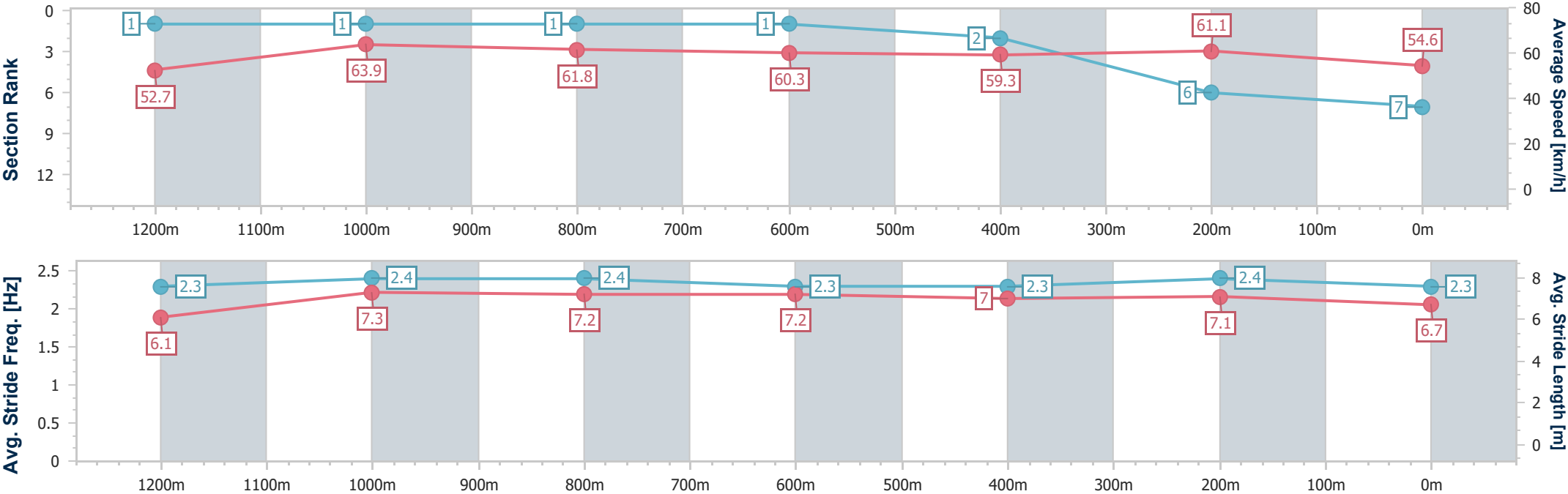
Horse/Jockey Name	Quality Miss
Final Rank	7
Fastest Section Time (Section)	0:11.28 (1200m)
Top Speed [km/h] (Section)	65.7 (Overall)
Race State	Finished



Sunshine CoastProfessional  
Race 6: RICK'S Class 1 Plate - 1400m  
24 October 2025 - 20:30  
Track Rating: Good 4, Weather: Fine, Rail Position: +7m Entire



Section	Overall	1200m	1000m	800m	600m	400m	200m						
Section Times	1:26.12 [7] (0:13.66)	1:12.46 [1] (0:11.28)	1:01.18 [1] (0:11.74)	0:49.44 [1] (0:12.27)	0:37.17 [1] (0:12.21)	0:24.96 [2] (0:11.79)	0:13.17 [6] (0:13.17)						
Average Speed [km/h]	52.7	63.9	61.8	60.3	59.3	61.1	54.6						
Top Speed [km/h]	65.7	65.5	63.1	60.7	60.5	63.4	58.4						
Avg. Dist. to Rail [m]	6.7	2.5	2.5	4.5	2.1	0.6	1.0						
Avg. Stride Freq. [Hz]	2.3	2.4	2.4	2.3	2.3	2.4	2.3						
Avg. Stride Length [m]	6.1	7.3	7.2	7.2	7.0	7.1	6.7						





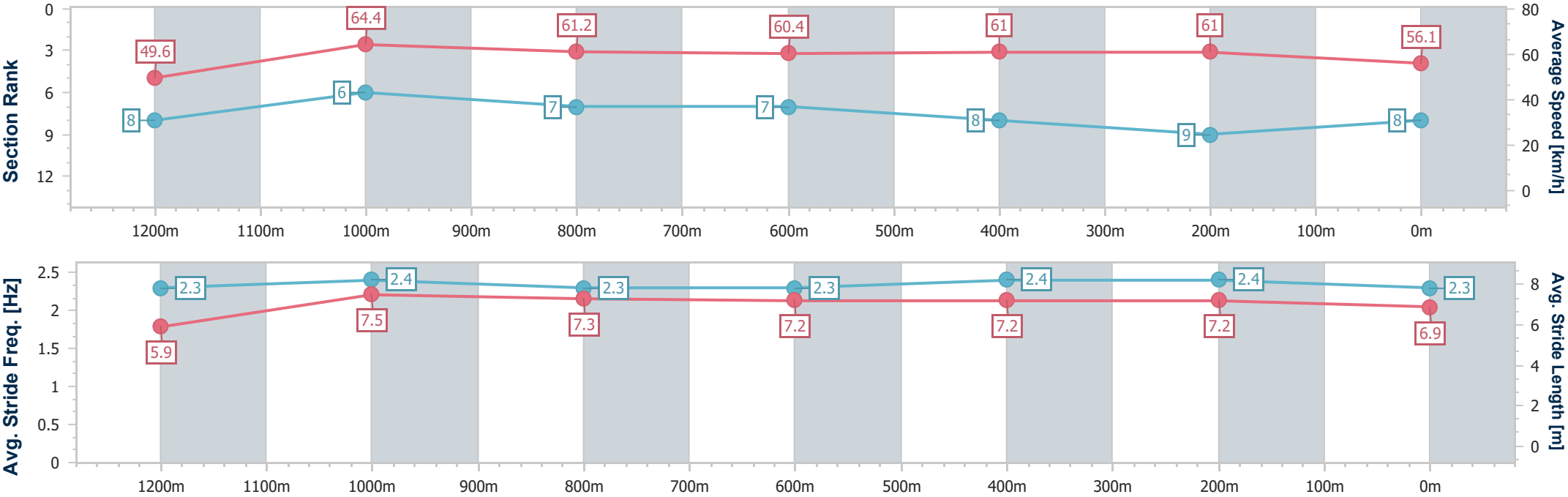
Horse/Jockey Name	Bollinger Miss
Final Rank	8
Fastest Section Time (Section)	0:11.16 (1200m)
Top Speed [km/h] (Section)	66.7 (1200m)
Race State	Finished



Sunshine CoastProfessional  
Race 6: RICK'S Class 1 Plate - 1400m  
24 October 2025 - 20:30  
Track Rating: Good 4, Weather: Fine, Rail Position: +7m Entire



Section	Overall	1200m	1000m	800m	600m	400m	200m						
Section Times	1:26.32 [8] (0:14.55)	1:11.77 [8] (0:11.16)	1:00.61 [6] (0:11.90)	0:48.71 [7] (0:12.13)	0:36.58 [7] (0:11.93)	0:24.65 [8] (0:11.80)	0:12.85 [9] (0:12.85)						
Average Speed [km/h]	49.6	64.4	61.2	60.4	61.0	61.0	56.1						
Top Speed [km/h]	63.3	66.7	64.9	61.2	62.2	63.1	59.2						
Avg. Dist. to Rail [m]	9.6	4.2	3.9	2.9	2.1	4.5	4.9						
Avg. Stride Freq. [Hz]	2.3	2.4	2.3	2.3	2.4	2.4	2.3						
Avg. Stride Length [m]	5.9	7.5	7.3	7.2	7.2	7.2	6.9						





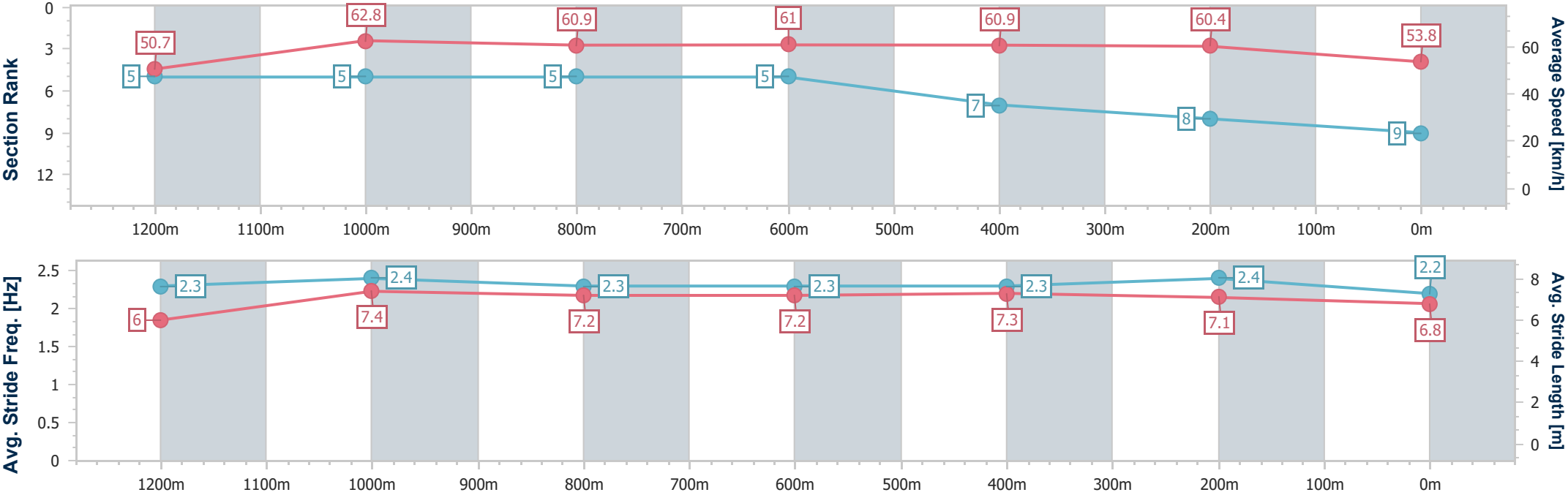
Horse/Jockey Name	He's Finesse
Final Rank	9
Fastest Section Time (Section)	0:11.47 (1200m)
Top Speed [km/h] (Section)	64.4 (1200m)
Race State	Finished



Sunshine CoastProfessional  
Race 6: RICK'S Class 1 Plate - 1400m  
24 October 2025 - 20:30  
Track Rating: Good 4, Weather: Fine, Rail Position: +7m Entire



Section	Overall	1200m	1000m	800m	600m	400m	200m						
Section Times	1:26.77 [9] (0:14.21)	1:12.56 [5] (0:11.47)	1:01.09 [5] (0:11.91)	0:49.18 [5] (0:11.95)	0:37.23 [5] (0:11.95)	0:25.28 [7] (0:11.89)	0:13.39 [8] (0:13.39)						
Average Speed [km/h]	50.7	62.8	60.9	61.0	60.9	60.4	53.8						
Top Speed [km/h]	63.1	64.4	62.5	61.6	62.5	62.6	57.6						
Avg. Dist. to Rail [m]	6.1	4.2	3.6	1.8	1.5	5.0	4.1						
Avg. Stride Freq. [Hz]	2.3	2.4	2.3	2.3	2.3	2.4	2.2						
Avg. Stride Length [m]	6.0	7.4	7.2	7.2	7.3	7.1	6.8						





Sunshine Coast Professional  
Race 7: MARIE'S RATINGS BAND 0 - 58 Handicap - 1600m  
24 October 2025 - 21:01



Track Rating: Good 4, Weather: Fine, Rail Position: +7m Entire

Section					Overall	1400m	1200m	1000m	800m	600m	400m	Last 600m		
Field Times					1:38.57 (0:13.87)	1:24.70 (0:11.94)	1:12.76 (0:12.04)	1:00.72 (0:12.44)	0:48.28 (0:12.45)	0:35.83 (0:12.17)	0:23.66 (0:11.67)	0:35.83		
Rank	TAB	Horse/Jockey	Barrier	Top Speed [km/h]	Fastest Section								Distance Travelled [m]	
1	10	PRIDE OF SAVABELLA	11	65.2	0:11.20	1:38.57 [1]	1:23.98 [11]	1:12.06 [11]	0:59.81 [11]	0:47.32 [11]	0:34.82 [11]	0:23.01 [11]	0:34.82	
		Adin Thompson		400m	400m	(0:14.59)	(0:11.92)	(0:12.25)	(0:12.49)	(0:12.50)	(0:11.81)	(0:11.20)		
2	1	IONACELTIC	7	63.7	0:11.57	1:38.95 [2]	1:24.92 [3]	1:13.00 [3]	1:00.85 [3]	0:48.38 [4]	0:35.84 [5]	0:23.88 [4]	0:35.84	-2
		Justin Huxtable		1400m	400m	(0:14.03)	(0:11.92)	(0:12.15)	(0:12.47)	(0:12.54)	(0:11.96)	(0:11.57)		
3	7	PERRI LASS	9	62.9	0:11.52	1:38.95 [3]	1:24.76 [6]	1:12.87 [4]	1:00.68 [5]	0:48.24 [5]	0:35.92 [4]	0:23.89 [3]	0:35.92	+2
		Corey Sutherland		400m	400m	(0:14.19)	(0:11.89)	(0:12.19)	(0:12.44)	(0:12.32)	(0:12.03)	(0:11.52)		
4	12	ATLANTIC ROYAL	2	62.8	0:11.60	1:39.21 [4]	1:25.02 [7]	1:13.06 [5]	1:00.94 [5]	0:48.40 [6]	0:36.01 [6]	0:23.93 [7]	0:36.01	-9
		Jake Bayliss		400m	400m	(0:14.19)	(0:11.96)	(0:12.12)	(0:12.54)	(0:12.39)	(0:12.08)	(0:11.60)		
5	9	FORTY TIMES	10	63.5	0:11.70	1:39.25 [5]	1:25.10 [4]	1:13.06 [6]	1:01.11 [4]	0:48.82 [2]	0:36.48 [2]	0:24.34 [1]	0:36.48	-5
		Tiffani Brooker		1400m	400m	(0:14.15)	(0:12.04)	(0:11.95)	(0:12.29)	(0:12.34)	(0:12.14)	(0:11.70)		
6	5	CHEERFUL CAT	4	63.0	0:11.56	1:39.30 [6]	1:25.05 [8]	1:13.01 [8]	1:00.83 [9]	0:48.30 [10]	0:35.80 [10]	0:23.81 [9]	0:35.80	-3
		Heavelon Van		400m	400m	(0:14.25)	(0:12.04)	(0:12.18)	(0:12.53)	(0:12.50)	(0:11.99)	(0:11.56)		
7	3	MIDNIGHT MADNESS	5	64.4	0:11.43	1:39.58 [7]	1:25.21 [9]	1:13.28 [9]	1:00.98 [10]	0:48.60 [8]	0:36.30 [7]	0:24.31 [6]	0:36.30	+3
		Micheal Hellyer		400m	400m	(0:14.37)	(0:11.93)	(0:12.30)	(0:12.38)	(0:12.30)	(0:11.99)	(0:11.43)		
8	6	DEEP DAWN	6	62.8	0:11.74	1:39.67 [8]	1:25.65 [2]	1:13.78 [2]	1:01.70 [2]	0:49.16 [3]	0:36.68 [3]	0:24.52 [5]	0:36.68	-5
		Daniel Moor		1400m	400m	(0:14.02)	(0:11.87)	(0:12.08)	(0:12.54)	(0:12.48)	(0:12.16)	(0:11.74)		
9	8	BONJOUR RUPERT	3	62.9	0:11.75	1:39.77 [9]	1:25.59 [5]	1:13.53 [7]	1:01.50 [7]	0:48.95 [7]	0:36.42 [8]	0:24.46 [8]	0:36.42	-5
		Andrew Mallyon		400m	400m	(0:14.18)	(0:12.06)	(0:12.03)	(0:12.55)	(0:12.53)	(0:11.96)	(0:11.75)		
10	2	SCOUNDREL	8	63.6	0:11.94	1:40.64 [10]	1:26.77 [1]	1:14.83 [1]	1:02.79 [1]	0:50.35 [1]	0:37.90 [1]	0:25.72 [2]	0:37.90	-4
		Kyle Wilson-Taylor		1400m	1400m	(0:13.87)	(0:11.94)	(0:12.04)	(0:12.44)	(0:12.45)	(0:12.18)	(0:11.97)		

Scratched: Harley Charlie (#11), Best Coffee (#4)



Sunshine Coast Professional  
Race 7: MARIE'S RATINGS BAND 0 - 58 Handicap - 1600m  
24 October 2025 - 21:01



Track Rating: Good 4, Weather: Fine, Rail Position: +7m Entire

Section		Overall		1400m	1200m	1000m	800m	600m	400m	Last 600m				
Field Times		1:38.57		1:24.70	1:12.76	1:00.72	0:48.28	0:35.83	0:23.66	0:35.83				
		(0:13.87)		(0:11.94)	(0:12.04)	(0:12.44)	(0:12.45)	(0:12.17)	(0:11.67)					
Rank	TAB	Horse/Jockey	Barrier	Top Speed [km/h]	Fastest Section									Distance Travelled [m]
11	13	FRIJOLES	1	62.2	0:11.86	1:41.12 [11]	1:26.67 [10]	1:14.81 [10]	1:02.73 [8]	0:50.14 [9]	0:37.70 [9]	0:25.60 [10]	0:37.70	-8
		Mark Du Plessis		1400m	1400m	(0:14.45)	(0:11.86)	(0:12.08)	(0:12.59)	(0:12.44)	(0:12.10)	(0:12.09)		

Scratched: Harley Charlie (#11), Best Coffee (#4)





Sunshine Coast Professional  
Race 7: MARIE'S RATINGS BAND 0 - 58 Handicap - 1600m  
24 October 2025 - 21:01



Track Rating: Good 4, Weather: Fine, Rail Position: +7m Entire

Section Field Times				200m 0:11.99 (0:11.99)		Last 600m 0:35.83			
Rank	TAB	Horse/Jockey	Barrier	Top Speed [km/h]	Fastest Section	Margin			Distance Travelled [m]
1	10	PRIDE OF SAVABELLA	11	65.2	0:11.20	0:11.81 [5]	1:38.57		0:34.82
		Adin Thompson		400m	400m	(0:11.81)			
2	1	IONACELTIC	7	63.7	0:11.57	0:12.31 [3]	2.22L		0:35.84 -2
		Justin Huxtable		1400m	400m	(0:12.31)			
3	7	PERRI LASS	9	62.9	0:11.52	0:12.37 [1]	2.22L		0:35.92 +2
		Corey Sutherland		400m	400m	(0:12.37)			
4	12	ATLANTIC ROYAL	2	62.8	0:11.60	0:12.33 [6]	3.78L		0:36.01 -9
		Jake Bayliss		400m	400m	(0:12.33)			
5	9	FORTY TIMES	10	63.5	0:11.70	0:12.64 [2]	4.01L		0:36.48 -5
		Tiffani Brooker		1400m	400m	(0:12.64)			
6	5	CHEERFUL CAT	4	63.0	0:11.56	0:12.25 [9]	4.31L		0:35.80 -3
		Heavelon Van		400m	400m	(0:12.25)			
7	3	MIDNIGHT MADNESS	5	64.4	0:11.43	0:12.88 [4]	5.95L		0:36.30 +3
		Micheal Hellyer		400m	400m	(0:12.88)			
8	6	DEEP DAWN	6	62.8	0:11.74	0:12.78 [7]	6.45L		0:36.68 -5
		Daniel Moor		1400m	400m	(0:12.78)			
9	8	BONJOUR RUPERT	3	62.9	0:11.75	0:12.71 [10]	7.09L		0:36.42 -5
		Andrew Mallyon		400m	400m	(0:12.71)			
10	2	SCOUNDREL	8	63.6	0:11.94	0:13.75 [8]	12.17L		0:37.90 -4
		Kyle Wilson-Taylor		1400m	1400m	(0:13.75)			

Scratched: Harley Charlie (#11), Best Coffee (#4)



Sunshine Coast Professional  
Race 7: MARIE'S RATINGS BAND 0 - 58 Handicap - 1600m  
24 October 2025 - 21:01



Track Rating: Good 4, Weather: Fine, Rail Position: +7m Entire

Section					200m	Last 600m			
Field Times					0:11.99 (0:11.99)	0:35.83			
Rank	TAB	Horse/Jockey	Barrier	Top Speed [km/h]	Fastest Section	Margin	Distance Travelled [m]		
11	13	FRIJOLES	1	62.2	0:11.86	0:13.51 [11]	15L	0:37.70	
		Mark Du Plessis		1400m	1400m	(0:13.51)			

Scratched: Harley Charlie (#11), Best Coffee (#4)



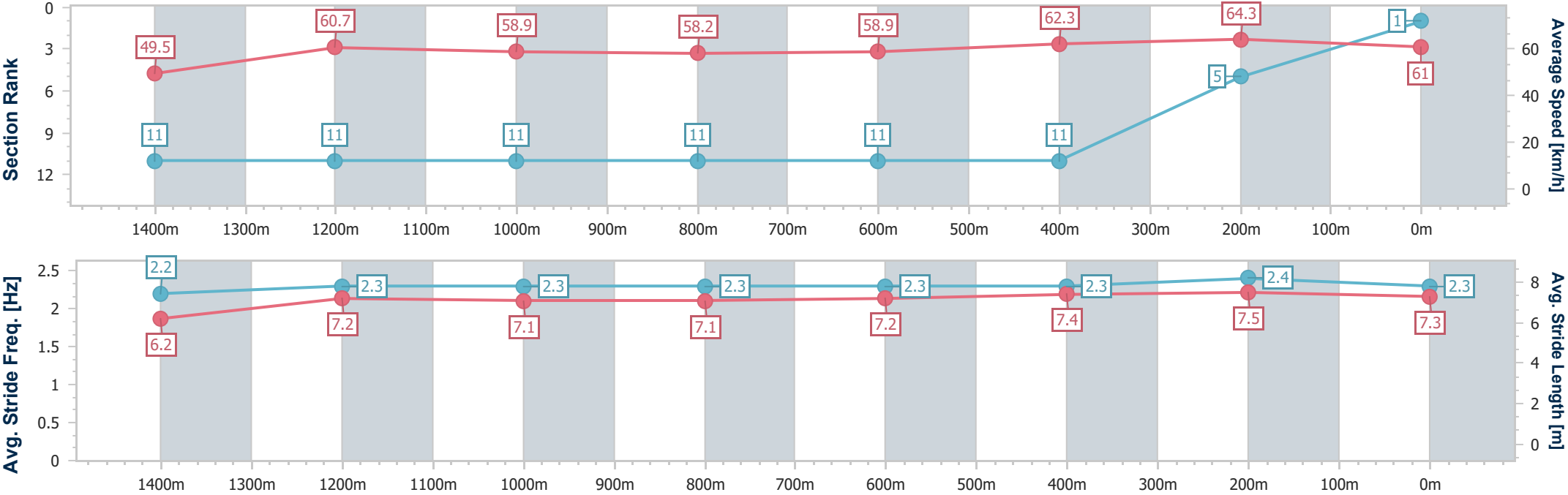
Horse/Jockey Name	Pride Of Savabella
Final Rank	1
Fastest Section Time (Section)	0:11.20 (400m)
Top Speed [km/h] (Section)	65.2 (400m)
Race State	Finished



Sunshine CoastProfessional  
Race 7: MARIE'S RATINGS BAND 0 - 58 Handicap - 1600m  
24 October 2025 - 21:01  
Track Rating: Good 4, Weather: Fine, Rail Position: +7m Entire



Section	Overall	1400m	1200m	1000m	800m	600m	400m	200m					
Section Times	1:38.57 [1] (0:14.59)	1:23.98 [11] (0:11.92)	1:12.06 [11] (0:12.25)	0:59.81 [11] (0:12.49)	0:47.32 [11] (0:12.50)	0:34.82 [11] (0:11.81)	0:23.01 [11] (0:11.20)	0:11.81 [5] (0:11.81)					
Average Speed [km/h]	49.5	60.7	58.9	58.2	58.9	62.3	64.3	61.0					
Top Speed [km/h]	61.2	61.6	60.7	61.0	61.2	64.6	65.2	63.8					
Avg. Dist. to Rail [m]	8.2	3.1	2.9	3.0	3.7	4.1	4.7	5.1					
Avg. Stride Freq. [Hz]	2.2	2.3	2.3	2.3	2.3	2.3	2.4	2.3					
Avg. Stride Length [m]	6.2	7.2	7.1	7.1	7.2	7.4	7.5	7.3					





Horse/Jockey Name	Ionaceltic
Final Rank	2
Fastest Section Time (Section)	0:11.57 (400m)
Top Speed [km/h] (Section)	63.7 (1400m)
Race State	Finished



Sunshine CoastProfessional

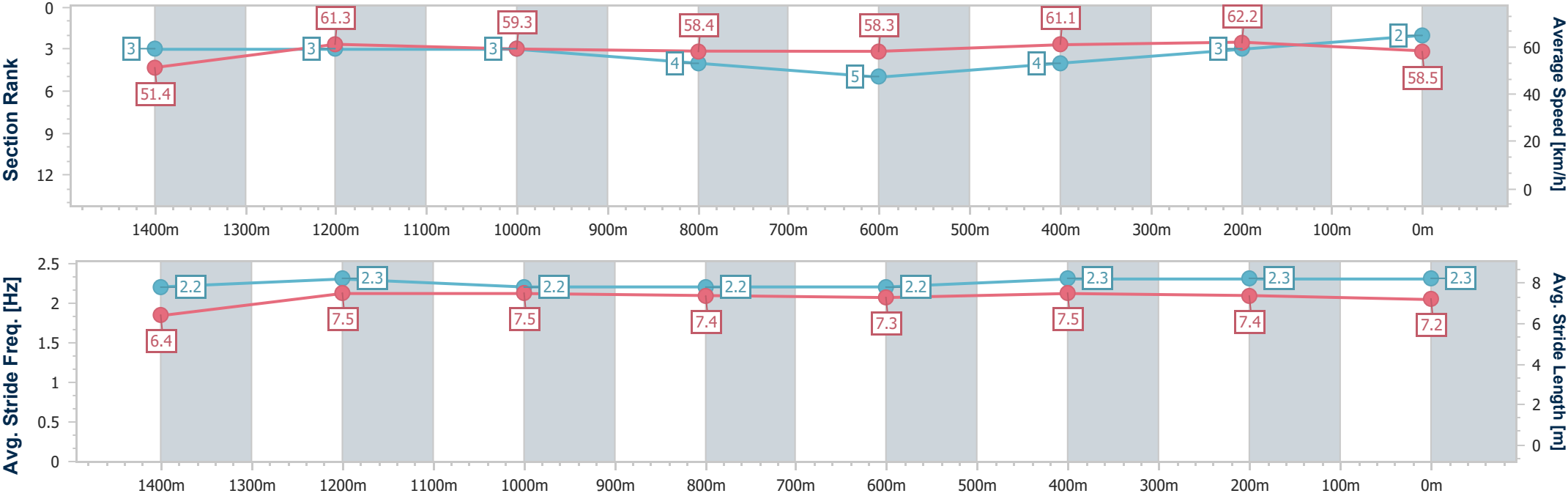
Race 7: MARIE'S RATINGS BAND 0 - 58 Handicap - 1600m

24 October 2025 - 21:01

Track Rating: Good 4, Weather: Fine, Rail Position: +7m Entire



Section	Overall	1400m	1200m	1000m	800m	600m	400m	200m					
Section Times	1:38.95 [2] (0:14.03)	1:24.92 [3] (0:11.92)	1:13.00 [3] (0:12.15)	1:00.85 [3] (0:12.47)	0:48.38 [4] (0:12.54)	0:35.84 [5] (0:11.96)	0:23.88 [4] (0:11.57)	0:12.31 [3] (0:12.31)					
Average Speed [km/h]	51.4	61.3	59.3	58.4	58.3	61.1	62.2	58.5					
Top Speed [km/h]	63.0	63.7	60.7	59.8	59.4	62.7	62.8	61.6					
Avg. Dist. to Rail [m]	8.1	5.4	4.1	3.7	2.9	2.5	3.3	3.9					
Avg. Stride Freq. [Hz]	2.2	2.3	2.2	2.2	2.2	2.3	2.3	2.3					
Avg. Stride Length [m]	6.4	7.5	7.5	7.4	7.3	7.5	7.4	7.2					





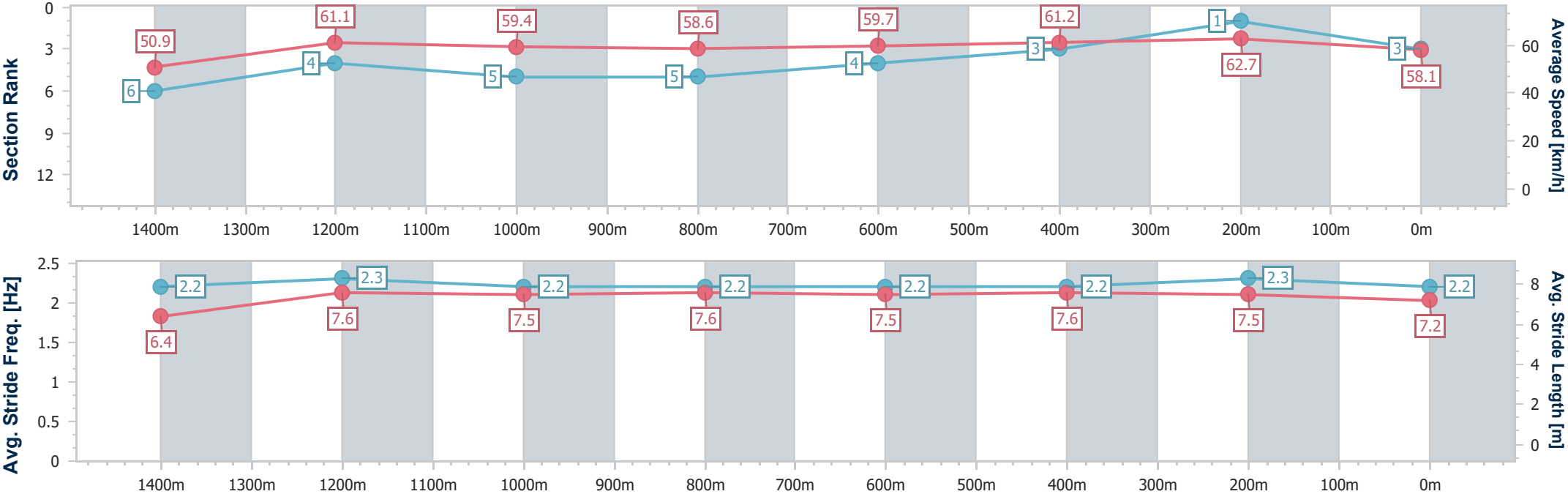
Horse/Jockey Name	Perri Lass
Final Rank	3
Fastest Section Time (Section)	0:11.52 (400m)
Top Speed [km/h] (Section)	62.9 (400m)
Race State	Finished



Sunshine CoastProfessional  
Race 7: MARIE'S RATINGS BAND 0 - 58 Handicap - 1600m  
24 October 2025 - 21:01  
Track Rating: Good 4, Weather: Fine, Rail Position: +7m Entire



Section	Overall	1400m	1200m	1000m	800m	600m	400m	200m					
Section Times	1:38.95 [3] (0:14.19)	1:24.76 [6] (0:11.89)	1:12.87 [4] (0:12.19)	1:00.68 [5] (0:12.44)	0:48.24 [5] (0:12.32)	0:35.92 [4] (0:12.03)	0:23.89 [3] (0:11.52)	0:12.37 [1] (0:12.37)					
Average Speed [km/h]	50.9	61.1	59.4	58.6	59.7	61.2	62.7	58.1					
Top Speed [km/h]	62.5	62.8	60.9	60.6	60.7	62.4	62.9	61.7					
Avg. Dist. to Rail [m]	8.3	5.1	4.4	3.9	4.0	4.4	5.5	6.5					
Avg. Stride Freq. [Hz]	2.2	2.3	2.2	2.2	2.2	2.2	2.3	2.2					
Avg. Stride Length [m]	6.4	7.6	7.5	7.6	7.5	7.6	7.5	7.2					





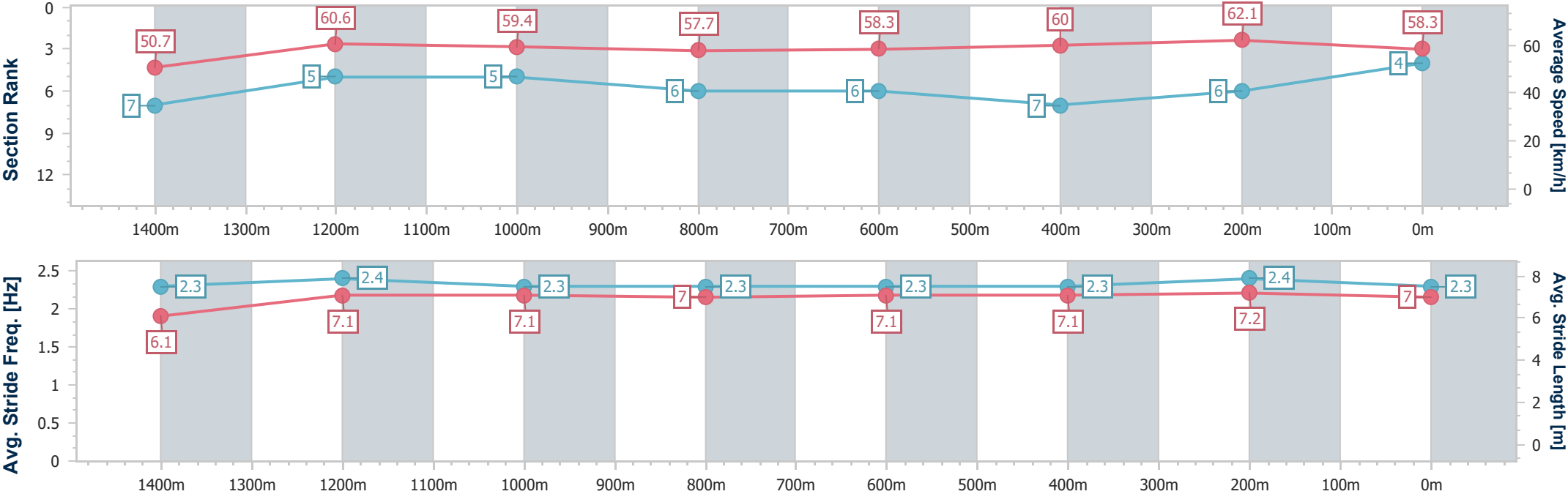
Horse/Jockey Name	Atlantic Royal
Final Rank	4
Fastest Section Time (Section)	0:11.60 (400m)
Top Speed [km/h] (Section)	62.8 (400m)
Race State	Finished



Sunshine CoastProfessional  
Race 7: MARIE'S RATINGS BAND 0 - 58 Handicap - 1600m  
24 October 2025 - 21:01  
Track Rating: Good 4, Weather: Fine, Rail Position: +7m Entire



Section	Overall	1400m	1200m	1000m	800m	600m	400m	200m					
Section Times	1:39.21 [4] (0:14.19)	1:25.02 [7] (0:11.96)	1:13.06 [5] (0:12.12)	1:00.94 [5] (0:12.54)	0:48.40 [6] (0:12.39)	0:36.01 [6] (0:12.08)	0:23.93 [7] (0:11.60)	0:12.33 [6] (0:12.33)					
Average Speed [km/h]	50.7	60.6	59.4	57.7	58.3	60.0	62.1	58.3					
Top Speed [km/h]	61.4	62.1	60.2	58.7	59.2	62.2	62.8	60.9					
Avg. Dist. to Rail [m]	2.9	1.9	1.4	1.0	0.8	1.4	2.7	4.6					
Avg. Stride Freq. [Hz]	2.3	2.4	2.3	2.3	2.3	2.3	2.4	2.3					
Avg. Stride Length [m]	6.1	7.1	7.1	7.0	7.1	7.1	7.2	7.0					



- [ ] Ranking at each section and finish
- .-.- No data available at this section
- NA No data available



Horse/Jockey Name	Forty Times
Final Rank	5
Fastest Section Time (Section)	0:11.70 (400m)
Top Speed [km/h] (Section)	63.5 (1400m)
Race State	Finished



Sunshine CoastProfessional

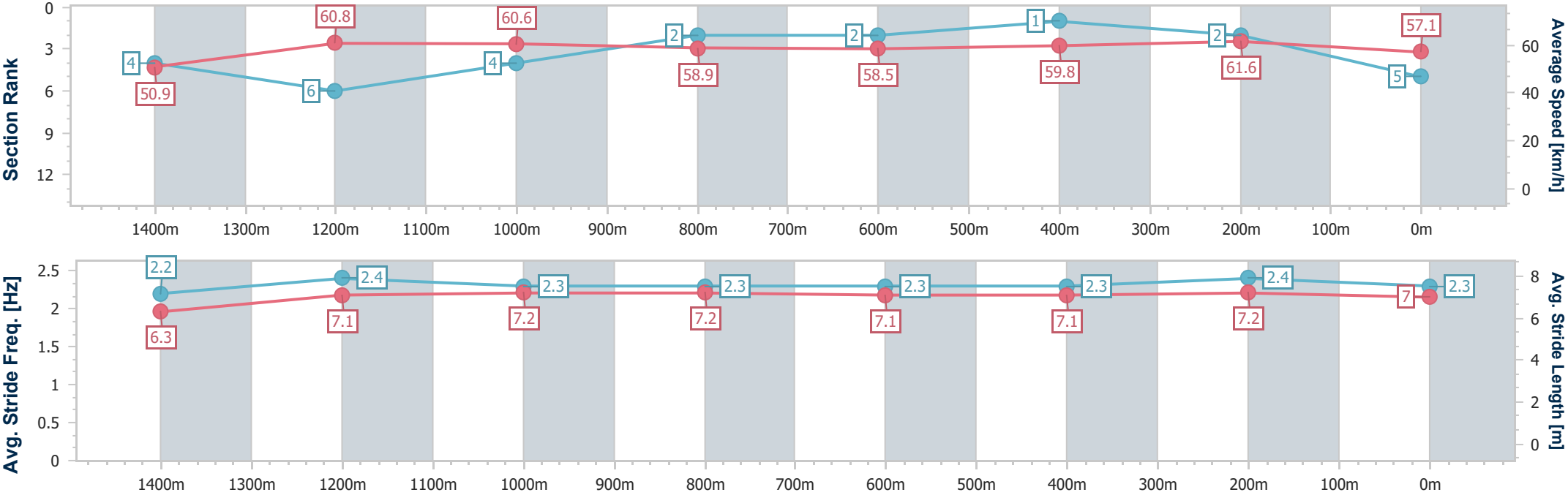
Race 7: MARIE'S RATINGS BAND 0 - 58 Handicap - 1600m

24 October 2025 - 21:01

Track Rating: Good 4, Weather: Fine, Rail Position: +7m Entire



Section	Overall	1400m	1200m	1000m	800m	600m	400m	200m					
Section Times	1:39.25 [5] (0:14.15)	1:25.10 [4] (0:12.04)	1:13.06 [6] (0:11.95)	1:01.11 [4] (0:12.29)	0:48.82 [2] (0:12.34)	0:36.48 [2] (0:12.14)	0:24.34 [1] (0:11.70)	0:12.64 [2] (0:12.64)					
Average Speed [km/h]	50.9	60.8	60.6	58.9	58.5	59.8	61.6	57.1					
Top Speed [km/h]	62.8	63.5	61.6	60.0	59.5	61.5	62.6	60.2					
Avg. Dist. to Rail [m]	10.3	6.3	3.7	2.5	0.7	1.7	4.0	3.8					
Avg. Stride Freq. [Hz]	2.2	2.4	2.3	2.3	2.3	2.3	2.4	2.3					
Avg. Stride Length [m]	6.3	7.1	7.2	7.2	7.1	7.1	7.2	7.0					





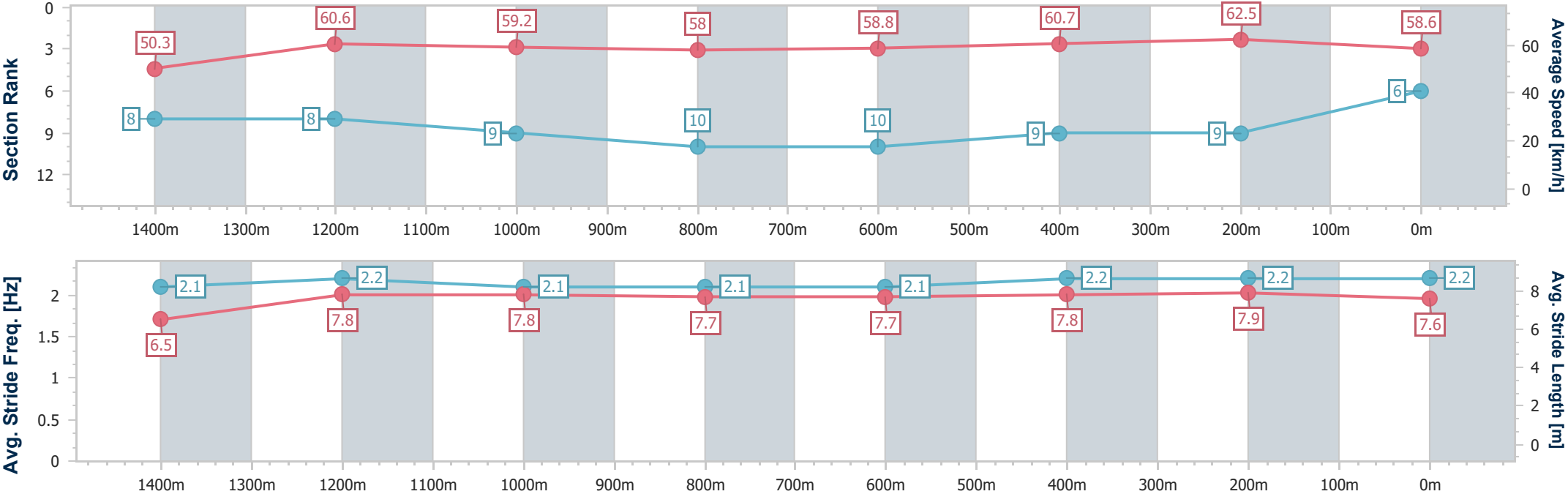
Horse/Jockey Name	Cheerful Cat
Final Rank	6
Fastest Section Time (Section)	0:11.56 (400m)
Top Speed [km/h] (Section)	63.0 (400m)
Race State	Finished



Sunshine CoastProfessional  
Race 7: MARIE'S RATINGS BAND 0 - 58 Handicap - 1600m  
24 October 2025 - 21:01  
Track Rating: Good 4, Weather: Fine, Rail Position: +7m Entire



Section	Overall	1400m	1200m	1000m	800m	600m	400m	200m					
Section Times	1:39.30 [6] (0:14.25)	1:25.05 [8] (0:12.04)	1:13.01 [8] (0:12.18)	1:00.83 [9] (0:12.53)	0:48.30 [10] (0:12.50)	0:35.80 [10] (0:11.99)	0:23.81 [9] (0:11.56)	0:12.25 [9] (0:12.25)					
Average Speed [km/h]	50.3	60.6	59.2	58.0	58.8	60.7	62.5	58.6					
Top Speed [km/h]	61.8	61.9	61.0	61.0	59.5	62.6	63.0	61.0					
Avg. Dist. to Rail [m]	5.4	4.0	3.6	3.3	3.2	2.3	2.8	5.3					
Avg. Stride Freq. [Hz]	2.1	2.2	2.1	2.1	2.1	2.2	2.2	2.2					
Avg. Stride Length [m]	6.5	7.8	7.8	7.7	7.7	7.8	7.9	7.6					







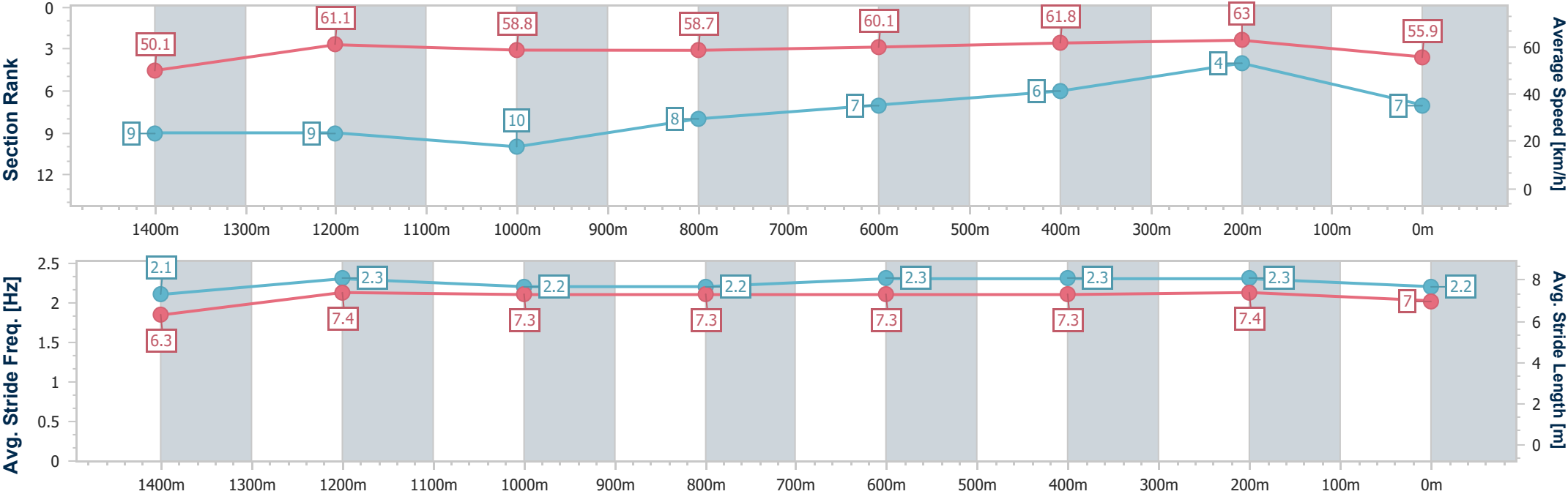
Horse/Jockey Name	Midnight Madness
Final Rank	7
Fastest Section Time (Section)	0:11.43 (400m)
Top Speed [km/h] (Section)	64.4 (400m)
Race State	Finished



Sunshine CoastProfessional  
Race 7: MARIE'S RATINGS BAND 0 - 58 Handicap - 1600m  
24 October 2025 - 21:01  
Track Rating: Good 4, Weather: Fine, Rail Position: +7m Entire



Section	Overall	1400m	1200m	1000m	800m	600m	400m	200m					
Section Times	1:39.58 [7] (0:14.37)	1:25.21 [9] (0:11.93)	1:13.28 [9] (0:12.30)	1:00.98 [10] (0:12.38)	0:48.60 [8] (0:12.30)	0:36.30 [7] (0:11.99)	0:24.31 [6] (0:11.43)	0:12.88 [4] (0:12.88)					
Average Speed [km/h]	50.1	61.1	58.8	58.7	60.1	61.8	63.0	55.9					
Top Speed [km/h]	61.8	61.8	60.8	61.0	60.6	62.9	64.4	60.7					
Avg. Dist. to Rail [m]	6.2	4.3	3.7	3.6	4.5	5.0	6.6	7.9					
Avg. Stride Freq. [Hz]	2.1	2.3	2.2	2.2	2.3	2.3	2.3	2.2					
Avg. Stride Length [m]	6.3	7.4	7.3	7.3	7.3	7.3	7.4	7.0					





Horse/Jockey Name	Deep Dawn
Final Rank	8
Fastest Section Time (Section)	0:11.74 (400m)
Top Speed [km/h] (Section)	62.8 (1400m)
Race State	Finished



Sunshine CoastProfessional

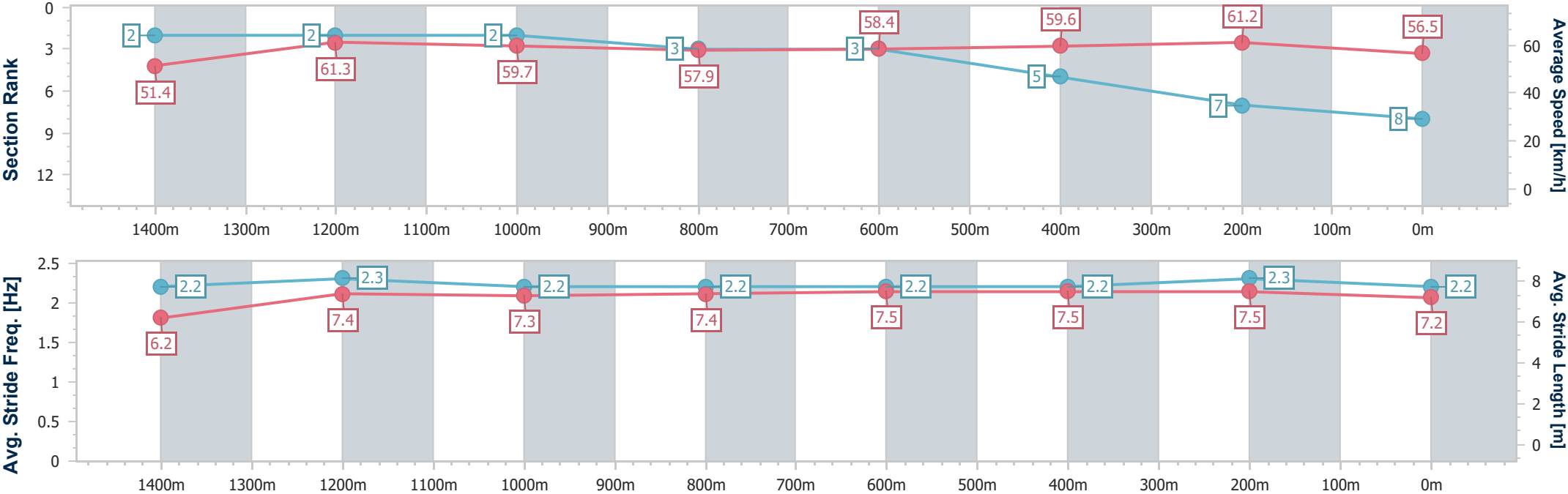
Race 7: MARIE'S RATINGS BAND 0 - 58 Handicap - 1600m

24 October 2025 - 21:01

Track Rating: Good 4, Weather: Fine, Rail Position: +7m Entire



Section	Overall	1400m	1200m	1000m	800m	600m	400m	200m					
Section Times	1:39.67 [8] (0:14.02)	1:25.65 [2] (0:11.87)	1:13.78 [2] (0:12.08)	1:01.70 [2] (0:12.54)	0:49.16 [3] (0:12.48)	0:36.68 [3] (0:12.16)	0:24.52 [5] (0:11.74)	0:12.78 [7] (0:12.78)					
Average Speed [km/h]	51.4	61.3	59.7	57.9	58.4	59.6	61.2	56.5					
Top Speed [km/h]	62.3	62.8	61.7	59.0	59.3	61.3	61.8	60.3					
Avg. Dist. to Rail [m]	6.5	4.3	2.9	2.4	2.0	1.3	2.1	3.2					
Avg. Stride Freq. [Hz]	2.2	2.3	2.2	2.2	2.2	2.2	2.3	2.2					
Avg. Stride Length [m]	6.2	7.4	7.3	7.4	7.5	7.5	7.5	7.2					





Horse/Jockey Name	Bonjour Rupert
Final Rank	9
Fastest Section Time (Section)	0:11.75 (400m)
Top Speed [km/h] (Section)	62.9 (400m)
Race State	Finished



Sunshine CoastProfessional

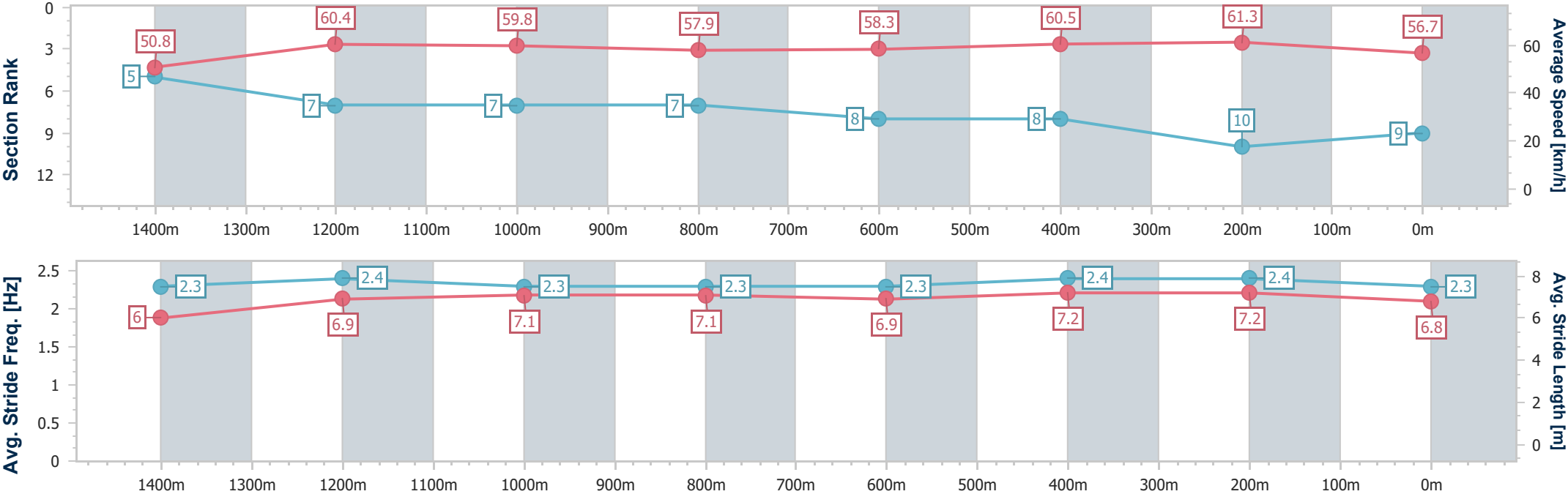
Race 7: MARIE'S RATINGS BAND 0 - 58 Handicap - 1600m

24 October 2025 - 21:01

Track Rating: Good 4, Weather: Fine, Rail Position: +7m Entire



Section	Overall	1400m	1200m	1000m	800m	600m	400m	200m					
Section Times	1:39.77 [9] (0:14.18)	1:25.59 [5] (0:12.06)	1:13.53 [7] (0:12.03)	1:01.50 [7] (0:12.55)	0:48.95 [7] (0:12.53)	0:36.42 [8] (0:11.96)	0:24.46 [8] (0:11.75)	0:12.71 [10] (0:12.71)					
Average Speed [km/h]	50.8	60.4	59.8	57.9	58.3	60.5	61.3	56.7					
Top Speed [km/h]	61.7	62.7	61.2	59.5	59.6	62.1	62.9	61.0					
Avg. Dist. to Rail [m]	4.1	4.1	3.8	3.4	2.0	1.3	3.1	6.9					
Avg. Stride Freq. [Hz]	2.3	2.4	2.3	2.3	2.3	2.4	2.4	2.3					
Avg. Stride Length [m]	6.0	6.9	7.1	7.1	6.9	7.2	7.2	6.8					





Horse/Jockey Name	Scoundrel
Final Rank	10
Fastest Section Time (Section)	0:11.94 (1400m)
Top Speed [km/h] (Section)	63.6 (1400m)
Race State	Finished



Sunshine CoastProfessional

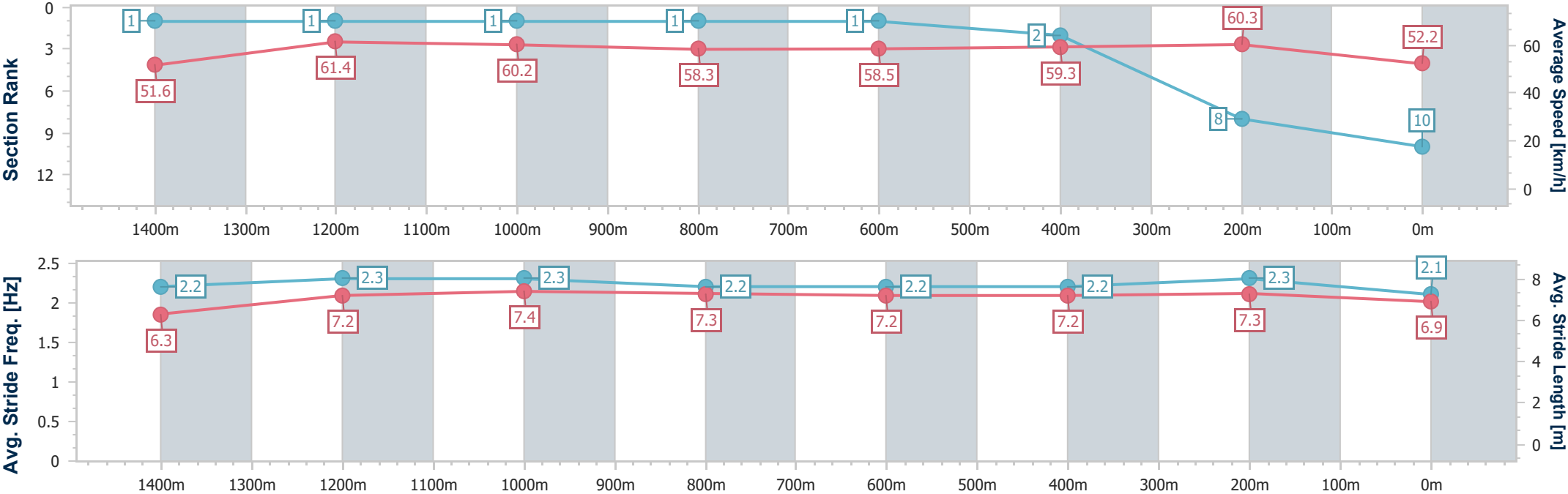
Race 7: MARIE'S RATINGS BAND 0 - 58 Handicap - 1600m

24 October 2025 - 21:01

Track Rating: Good 4, Weather: Fine, Rail Position: +7m Entire



Section	Overall	1400m	1200m	1000m	800m	600m	400m	200m					
Section Times	1:40.64 [10] (0:13.87)	1:26.77 [1] (0:11.94)	1:14.83 [1] (0:12.04)	1:02.79 [1] (0:12.44)	0:50.35 [1] (0:12.45)	0:37.90 [1] (0:12.18)	0:25.72 [2] (0:11.97)	0:13.75 [8] (0:13.75)					
Average Speed [km/h]	51.6	61.4	60.2	58.3	58.5	59.3	60.3	52.2					
Top Speed [km/h]	63.6	63.6	60.4	60.1	58.9	60.8	61.1	58.2					
Avg. Dist. to Rail [m]	8.5	6.1	4.6	3.3	1.9	0.8	0.8	1.3					
Avg. Stride Freq. [Hz]	2.2	2.3	2.3	2.2	2.2	2.2	2.3	2.1					
Avg. Stride Length [m]	6.3	7.2	7.4	7.3	7.2	7.2	7.3	6.9					





Horse/Jockey Name	Frijoles
Final Rank	11
Fastest Section Time (Section)	0:11.86 (1400m)
Top Speed [km/h] (Section)	62.2 (1400m)
Race State	Finished



Sunshine CoastProfessional  
Race 7: MARIE'S RATINGS BAND 0 - 58 Handicap - 1600m  
24 October 2025 - 21:01  
Track Rating: Good 4, Weather: Fine, Rail Position: +7m Entire



Section	Overall	1400m	1200m	1000m	800m	600m	400m	200m					
Section Times	1:41.12 [11] (0:14.45)	1:26.67 [10] (0:11.86)	1:14.81 [10] (0:12.08)	1:02.73 [8] (0:12.59)	0:50.14 [9] (0:12.44)	0:37.70 [9] (0:12.10)	0:25.60 [10] (0:12.09)	0:13.51 [11] (0:13.51)					
Average Speed [km/h]	49.8	61.1	59.8	57.5	58.3	59.6	59.6	53.4					
Top Speed [km/h]	61.9	62.2	60.5	59.6	59.5	61.6	61.5	58.3					
Avg. Dist. to Rail [m]	3.2	2.5	2.4	2.2	1.8	0.8	0.5	2.2					
Avg. Stride Freq. [Hz]	2.2	2.3	2.2	2.2	2.2	2.3	2.3	2.1					
Avg. Stride Length [m]	6.3	7.5	7.4	7.3	7.2	7.3	7.3	6.9					

