



**Aquis Park Gold Coast PolyProfessional**  
**Race 1: PENGUIN CONCRETE CLASSIC Maiden Handicap - 1200m**  
**25 October 2025 - 13:34**



Track Rating: Synthetic, Weather: Fine, Rail Position: True

| Section     |     | Overall              |         |                     |                    | 1000m                | 800m                 | 600m                 | 400m                 | 200m                 | Last 600m   |         |                           |
|-------------|-----|----------------------|---------|---------------------|--------------------|----------------------|----------------------|----------------------|----------------------|----------------------|-------------|---------|---------------------------|
| Field Times |     | 1:10.49<br>(0:13.38) |         |                     |                    | 0:57.11<br>(0:10.83) | 0:46.28<br>(0:11.12) | 0:35.16<br>(0:11.34) | 0:23.82<br>(0:11.68) | 0:12.14<br>(0:12.14) | 0:35.16     |         |                           |
| Rank        | TAB | Horse/Jockey         | Barrier | Top Speed<br>[km/h] | Fastest<br>Section |                      |                      |                      |                      |                      |             | Margin  | Distance<br>Travelled [m] |
| 1           | 4   | ARIYAH               | 4       | 67.2                | 0:10.83            | 1:10.49 [1]          | 0:57.11 [1]          | 0:46.28 [1]          | 0:35.16 [1]          | 0:23.82 [1]          | 0:12.14 [1] | 1:10.49 | 0:35.16                   |
|             |     | Brandon Lerena       |         | 1000m               | 1000m              | (0:13.38)            | (0:10.83)            | (0:11.12)            | (0:11.34)            | (0:11.68)            | (0:12.14)   |         |                           |
| 2           | 5   | INQUISITOR           | 2       | 66.3                | 0:11.02            | 1:10.54 [2]          | 0:56.92 [3]          | 0:45.90 [4]          | 0:34.81 [3]          | 0:23.42 [3]          | 0:11.84 [2] | 0.2L    | 0:34.81 -4                |
|             |     | Dale Smith           |         | 1000m               | 1000m              | (0:13.62)            | (0:11.02)            | (0:11.09)            | (0:11.39)            | (0:11.58)            | (0:11.84)   |         |                           |
| 3           | 6   | SAMURAI WAND         | 6       | 69.5                | 0:10.67            | 1:11.58 [3]          | 0:57.86 [4]          | 0:47.19 [2]          | 0:36.11 [2]          | 0:24.84 [2]          | 0:12.85 [3] | 6.2L    | 0:36.11 +0                |
|             |     | Danny Peisley        |         | 1000m               | 1000m              | (0:13.72)            | (0:10.67)            | (0:11.08)            | (0:11.27)            | (0:11.99)            | (0:12.85)   |         |                           |
| 4           | 1   | THE HOPESTAR         | 5       | 67.1                | 0:11.00            | 1:11.92 [4]          | 0:58.32 [2]          | 0:47.32 [3]          | 0:35.96 [4]          | 0:24.60 [4]          | 0:12.73 [4] | 8.2L    | 0:35.96 +3                |
|             |     | Karl Zechner         |         | 1000m               | 1000m              | (0:13.60)            | (0:11.00)            | (0:11.36)            | (0:11.36)            | (0:11.87)            | (0:12.73)   |         |                           |
| 5           | 2   | SECRET SCOUT         | 1       | 67.0                | 0:11.06            | 1:12.29 [5]          | 0:58.47 [6]          | 0:47.41 [5]          | 0:36.27 [5]          | 0:24.57 [5]          | 0:12.70 [5] | 10.2L   | 0:36.27 -1                |
|             |     | Anthony Allen        |         | 1000m               | 1000m              | (0:13.82)            | (0:11.06)            | (0:11.14)            | (0:11.70)            | (0:11.87)            | (0:12.70)   |         |                           |
| 6           | 7   | ELEMISS              | 3       | 67.7                | 0:11.15            | 1:12.43 [6]          | 0:58.63 [5]          | 0:47.48 [6]          | 0:36.00 [6]          | 0:24.45 [6]          | 0:12.50 [6] | 11L     | 0:36.00 +1                |
|             |     | Bella Youngberry     |         | 1000m               | 1000m              | (0:13.80)            | (0:11.15)            | (0:11.48)            | (0:11.55)            | (0:11.95)            | (0:12.50)   |         |                           |

Scratched: Starward (#3)



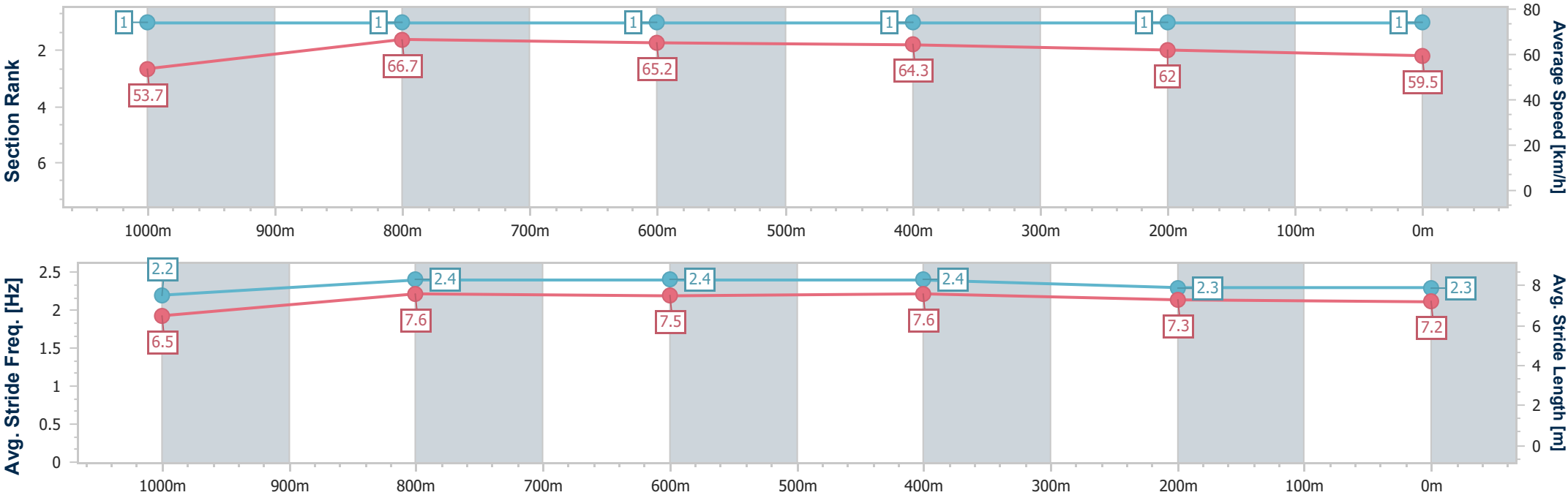
|                                |                 |
|--------------------------------|-----------------|
| Horse/Jockey Name              | Ariyah          |
| Final Rank                     | 1               |
| Fastest Section Time (Section) | 0:10.83 (1000m) |
| Top Speed [km/h] (Section)     | 67.2 (1000m)    |
| Race State                     | Finished        |



Aquis Park Gold Coast PolyProfessional  
Race 1: PENGUIN CONCRETE CLASSIC Maiden Handicap - 1200m  
25 October 2025 - 13:34  
Track Rating: Synthetic, Weather: Fine, Rail Position: True



| Section                | Overall                  | 1000m                    | 800m                     | 600m                     | 400m                     | 200m                     |  |  |  |  |  |  |  |
|------------------------|--------------------------|--------------------------|--------------------------|--------------------------|--------------------------|--------------------------|--|--|--|--|--|--|--|
| Section Times          | 1:10.49 [1]<br>(0:13.38) | 0:57.11 [1]<br>(0:10.83) | 0:46.28 [1]<br>(0:11.12) | 0:35.16 [1]<br>(0:11.34) | 0:23.82 [1]<br>(0:11.68) | 0:12.14 [1]<br>(0:12.14) |  |  |  |  |  |  |  |
| Average Speed [km/h]   | 53.7                     | 66.7                     | 65.2                     | 64.3                     | 62.0                     | 59.5                     |  |  |  |  |  |  |  |
| Top Speed [km/h]       | 66.7                     | 67.2                     | 65.9                     | 65.9                     | 62.6                     | 61.2                     |  |  |  |  |  |  |  |
| Avg. Dist. to Rail [m] | 4.1                      | 1.1                      | 1.5                      | 2.5                      | 1.3                      | 1.1                      |  |  |  |  |  |  |  |
| Avg. Stride Freq. [Hz] | 2.2                      | 2.4                      | 2.4                      | 2.4                      | 2.3                      | 2.3                      |  |  |  |  |  |  |  |
| Avg. Stride Length [m] | 6.5                      | 7.6                      | 7.5                      | 7.6                      | 7.3                      | 7.2                      |  |  |  |  |  |  |  |



- [ ] Ranking at each section and finish
- .-.- No data available at this section
- NA No data available



|                                |                 |
|--------------------------------|-----------------|
| Horse/Jockey Name              | Inquisitor      |
| Final Rank                     | 2               |
| Fastest Section Time (Section) | 0:11.02 (1000m) |
| Top Speed [km/h] (Section)     | 66.3 (1000m)    |
| Race State                     | Finished        |



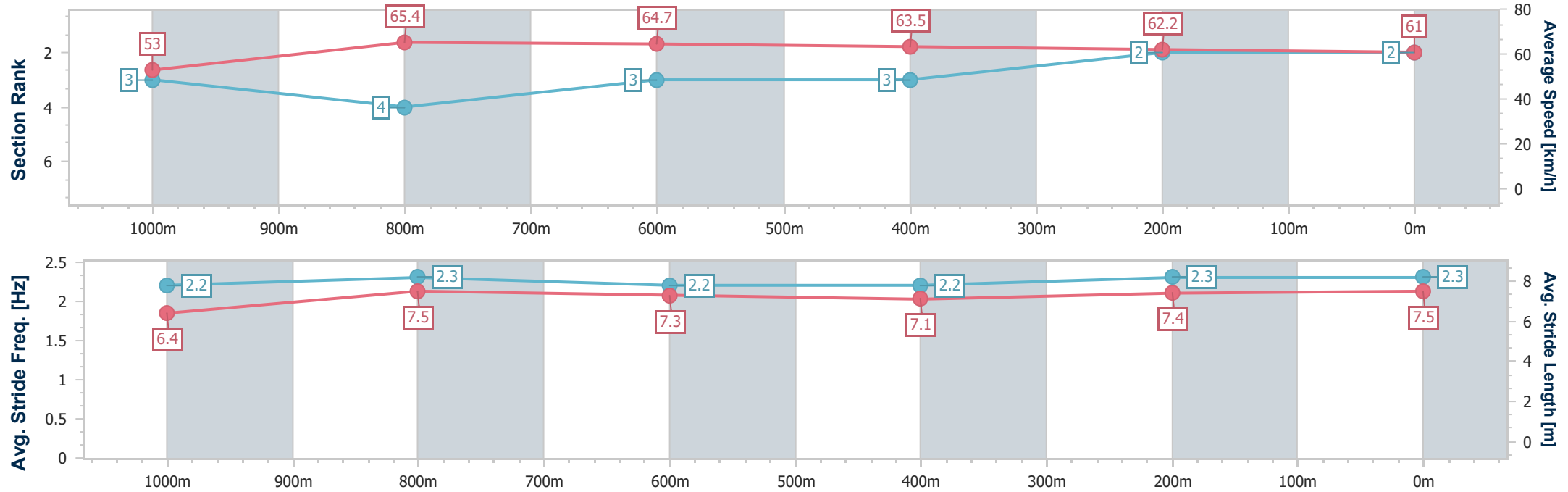
Aquis Park Gold Coast PolyProfessional  
Race 1: PENGUIN CONCRETE CLASSIC Maiden Handicap - 1200m



25 October 2025 - 13:34

Track Rating: Synthetic, Weather: Fine, Rail Position: True

| Section                | Overall                  | 1000m                    | 800m                     | 600m                     | 400m                     | 200m                     |  |  |  |  |  |  |  |  |
|------------------------|--------------------------|--------------------------|--------------------------|--------------------------|--------------------------|--------------------------|--|--|--|--|--|--|--|--|
| Section Times          | 1:10.54 [2]<br>(0:13.62) | 0:56.92 [3]<br>(0:11.02) | 0:45.90 [4]<br>(0:11.09) | 0:34.81 [3]<br>(0:11.39) | 0:23.42 [3]<br>(0:11.58) | 0:11.84 [2]<br>(0:11.84) |  |  |  |  |  |  |  |  |
| Average Speed [km/h]   | 53.0                     | 65.4                     | 64.7                     | 63.5                     | 62.2                     | 61.0                     |  |  |  |  |  |  |  |  |
| Top Speed [km/h]       | 66.0                     | 66.3                     | 65.5                     | 64.4                     | 63.3                     | 62.0                     |  |  |  |  |  |  |  |  |
| Avg. Dist. to Rail [m] | 2.3                      | 0.6                      | 0.3                      | 0.4                      | 1.8                      | 2.2                      |  |  |  |  |  |  |  |  |
| Avg. Stride Freq. [Hz] | 2.2                      | 2.3                      | 2.2                      | 2.2                      | 2.3                      | 2.3                      |  |  |  |  |  |  |  |  |
| Avg. Stride Length [m] | 6.4                      | 7.5                      | 7.3                      | 7.1                      | 7.4                      | 7.5                      |  |  |  |  |  |  |  |  |





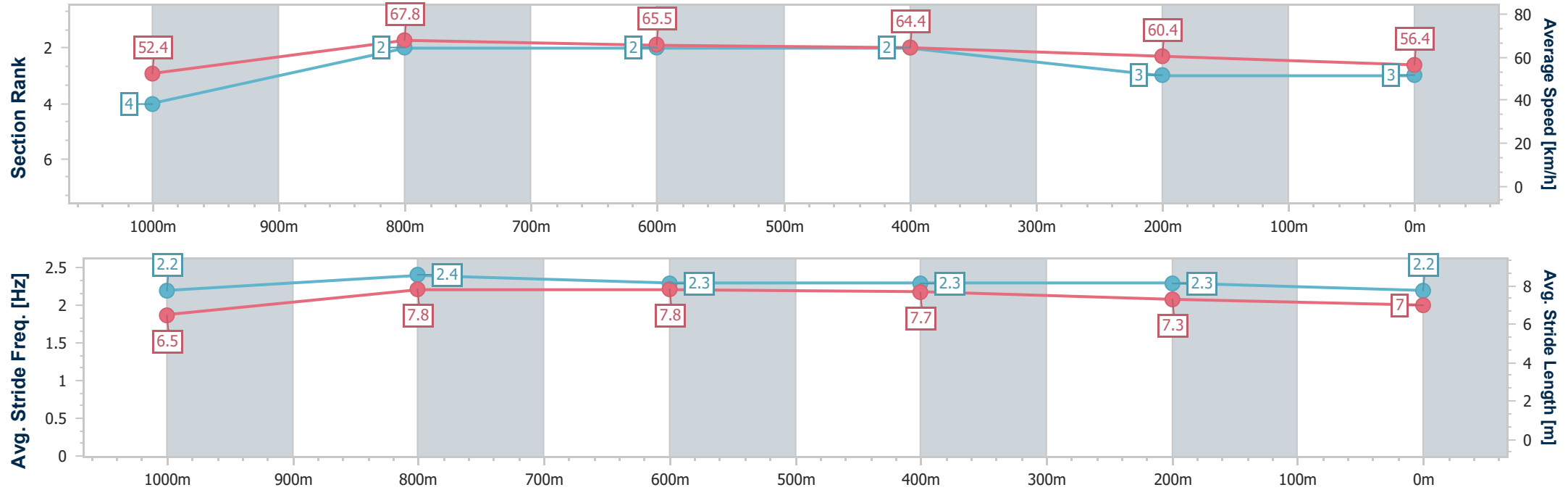
|                                |                 |
|--------------------------------|-----------------|
| Horse/Jockey Name              | Samurai Wand    |
| Final Rank                     | 3               |
| Fastest Section Time (Section) | 0:10.67 (1000m) |
| Top Speed [km/h] (Section)     | 69.5 (1000m)    |
| Race State                     | Finished        |



Aquis Park Gold Coast PolyProfessional  
Race 1: PENGUIN CONCRETE CLASSIC Maiden Handicap - 1200m  
25 October 2025 - 13:34  
Track Rating: Synthetic, Weather: Fine, Rail Position: True



| Section                | Overall                  | 1000m                    | 800m                     | 600m                     | 400m                     | 200m                     |  |  |  |  |  |  |  |  |
|------------------------|--------------------------|--------------------------|--------------------------|--------------------------|--------------------------|--------------------------|--|--|--|--|--|--|--|--|
| Section Times          | 1:11.58 [3]<br>(0:13.72) | 0:57.86 [4]<br>(0:10.67) | 0:47.19 [2]<br>(0:11.08) | 0:36.11 [2]<br>(0:11.27) | 0:24.84 [2]<br>(0:11.99) | 0:12.85 [3]<br>(0:12.85) |  |  |  |  |  |  |  |  |
| Average Speed [km/h]   | 52.4                     | 67.8                     | 65.5                     | 64.4                     | 60.4                     | 56.4                     |  |  |  |  |  |  |  |  |
| Top Speed [km/h]       | 67.3                     | 69.5                     | 66.3                     | 66.1                     | 62.3                     | 58.6                     |  |  |  |  |  |  |  |  |
| Avg. Dist. to Rail [m] | 7.4                      | 3.2                      | 1.3                      | 1.7                      | 3.1                      | 5.6                      |  |  |  |  |  |  |  |  |
| Avg. Stride Freq. [Hz] | 2.2                      | 2.4                      | 2.3                      | 2.3                      | 2.3                      | 2.2                      |  |  |  |  |  |  |  |  |
| Avg. Stride Length [m] | 6.5                      | 7.8                      | 7.8                      | 7.7                      | 7.3                      | 7.0                      |  |  |  |  |  |  |  |  |



[ ] Ranking at each section and finish  
-.-.- No data available at this section  
NA No data available



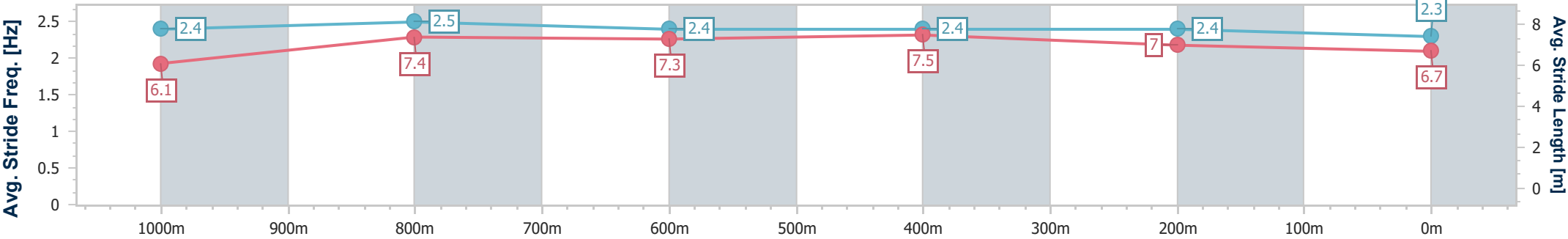
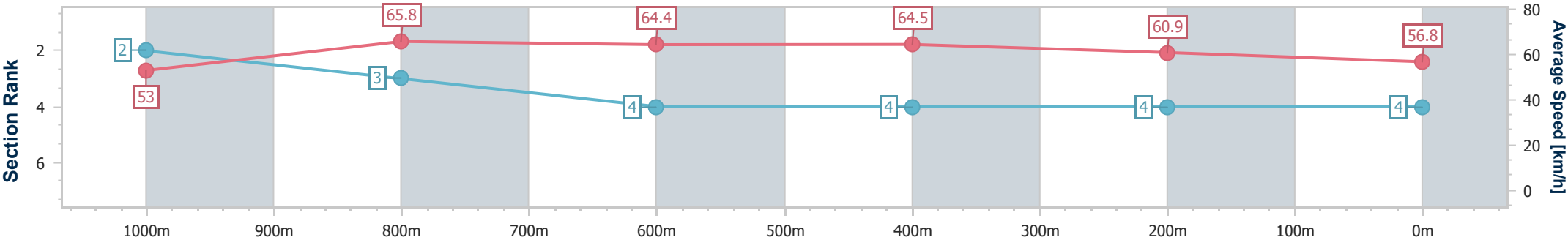
|                                |                 |
|--------------------------------|-----------------|
| Horse/Jockey Name              | The Hopestar    |
| Final Rank                     | 4               |
| Fastest Section Time (Section) | 0:11.00 (1000m) |
| Top Speed [km/h] (Section)     | 67.1 (1000m)    |
| Race State                     | Finished        |



Aquis Park Gold Coast PolyProfessional  
Race 1: PENGUIN CONCRETE CLASSIC Maiden Handicap - 1200m  
25 October 2025 - 13:34  
Track Rating: Synthetic, Weather: Fine, Rail Position: True



| Section                | Overall                  | 1000m                    | 800m                     | 600m                     | 400m                     | 200m                     |  |  |  |  |  |  |  |
|------------------------|--------------------------|--------------------------|--------------------------|--------------------------|--------------------------|--------------------------|--|--|--|--|--|--|--|
| Section Times          | 1:11.92 [4]<br>(0:13.60) | 0:58.32 [2]<br>(0:11.00) | 0:47.32 [3]<br>(0:11.36) | 0:35.96 [4]<br>(0:11.36) | 0:24.60 [4]<br>(0:11.87) | 0:12.73 [4]<br>(0:12.73) |  |  |  |  |  |  |  |
| Average Speed [km/h]   | 53.0                     | 65.8                     | 64.4                     | 64.5                     | 60.9                     | 56.8                     |  |  |  |  |  |  |  |
| Top Speed [km/h]       | 66.7                     | 67.1                     | 65.4                     | 65.5                     | 62.4                     | 59.7                     |  |  |  |  |  |  |  |
| Avg. Dist. to Rail [m] | 5.1                      | 1.8                      | 2.7                      | 2.8                      | 3.6                      | 5.7                      |  |  |  |  |  |  |  |
| Avg. Stride Freq. [Hz] | 2.4                      | 2.5                      | 2.4                      | 2.4                      | 2.4                      | 2.3                      |  |  |  |  |  |  |  |
| Avg. Stride Length [m] | 6.1                      | 7.4                      | 7.3                      | 7.5                      | 7.0                      | 6.7                      |  |  |  |  |  |  |  |





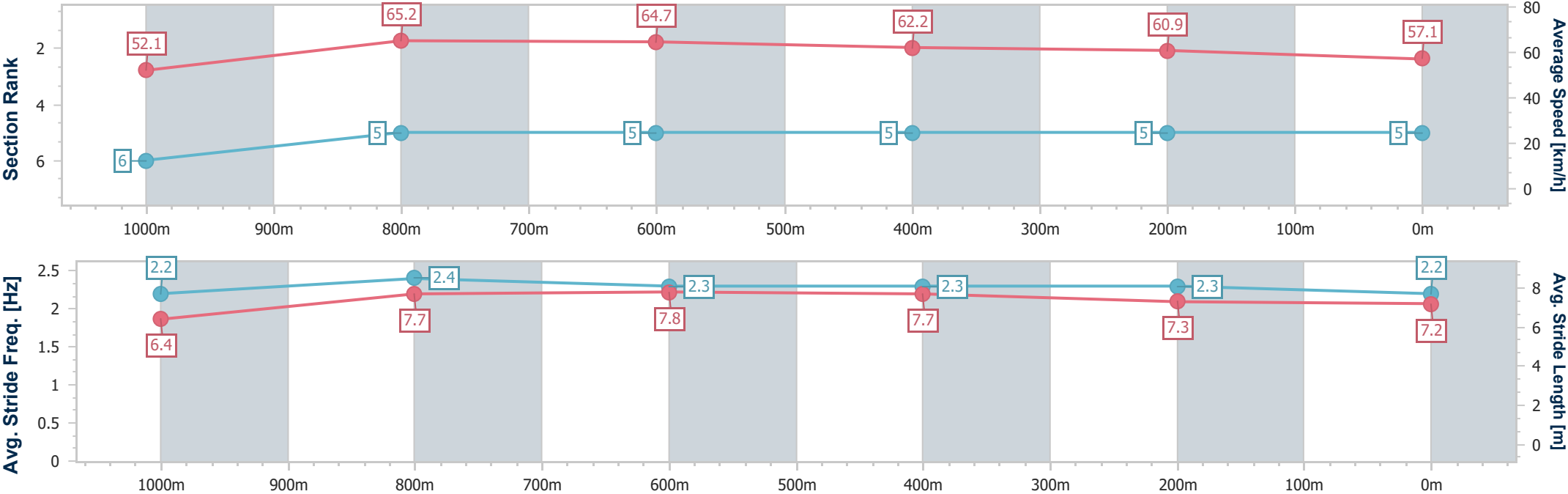
|                                |                 |
|--------------------------------|-----------------|
| Horse/Jockey Name              | Secret Scout    |
| Final Rank                     | 5               |
| Fastest Section Time (Section) | 0:11.06 (1000m) |
| Top Speed [km/h] (Section)     | 67.0 (1000m)    |
| Race State                     | Finished        |



Aquis Park Gold Coast PolyProfessional  
Race 1: PENGUIN CONCRETE CLASSIC Maiden Handicap - 1200m  
25 October 2025 - 13:34  
Track Rating: Synthetic, Weather: Fine, Rail Position: True



| Section                | Overall                  | 1000m                    | 800m                     | 600m                     | 400m                     | 200m                     |  |  |  |  |  |  |  |
|------------------------|--------------------------|--------------------------|--------------------------|--------------------------|--------------------------|--------------------------|--|--|--|--|--|--|--|
| Section Times          | 1:12.29 [5]<br>(0:13.82) | 0:58.47 [6]<br>(0:11.06) | 0:47.41 [5]<br>(0:11.14) | 0:36.27 [5]<br>(0:11.70) | 0:24.57 [5]<br>(0:11.87) | 0:12.70 [5]<br>(0:12.70) |  |  |  |  |  |  |  |
| Average Speed [km/h]   | 52.1                     | 65.2                     | 64.7                     | 62.2                     | 60.9                     | 57.1                     |  |  |  |  |  |  |  |
| Top Speed [km/h]       | 66.6                     | 67.0                     | 65.8                     | 65.4                     | 62.7                     | 60.1                     |  |  |  |  |  |  |  |
| Avg. Dist. to Rail [m] | 0.7                      | 0.2                      | 0.7                      | 2.2                      | 3.8                      | 4.6                      |  |  |  |  |  |  |  |
| Avg. Stride Freq. [Hz] | 2.2                      | 2.4                      | 2.3                      | 2.3                      | 2.3                      | 2.2                      |  |  |  |  |  |  |  |
| Avg. Stride Length [m] | 6.4                      | 7.7                      | 7.8                      | 7.7                      | 7.3                      | 7.2                      |  |  |  |  |  |  |  |





|                                |                 |
|--------------------------------|-----------------|
| Horse/Jockey Name              | Elemiss         |
| Final Rank                     | 6               |
| Fastest Section Time (Section) | 0:11.15 (1000m) |
| Top Speed [km/h] (Section)     | 67.7 (1000m)    |
| Race State                     | Finished        |



Aquis Park Gold Coast PolyProfessional

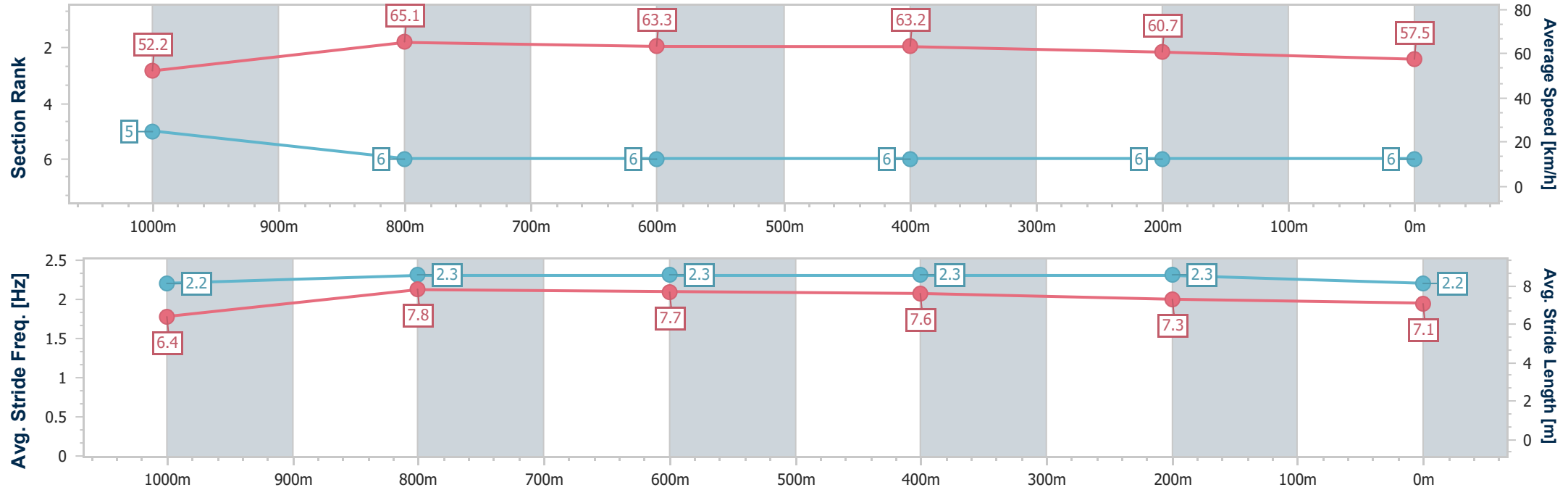
Race 1: PENGUIN CONCRETE CLASSIC Maiden Handicap - 1200m

25 October 2025 - 13:34

Track Rating: Synthetic, Weather: Fine, Rail Position: True

AQUIS PARK  
HOME OF THE GOLD COAST  
TRIP CLUB & EVENT CENTRE

| Section                | Overall                  | 1000m                    | 800m                     | 600m                     | 400m                     | 200m                     |  |  |  |  |  |  |  |  |
|------------------------|--------------------------|--------------------------|--------------------------|--------------------------|--------------------------|--------------------------|--|--|--|--|--|--|--|--|
| Section Times          | 1:12.43 [6]<br>(0:13.80) | 0:58.63 [5]<br>(0:11.15) | 0:47.48 [6]<br>(0:11.48) | 0:36.00 [6]<br>(0:11.55) | 0:24.45 [6]<br>(0:11.95) | 0:12.50 [6]<br>(0:12.50) |  |  |  |  |  |  |  |  |
| Average Speed [km/h]   | 52.2                     | 65.1                     | 63.3                     | 63.2                     | 60.7                     | 57.5                     |  |  |  |  |  |  |  |  |
| Top Speed [km/h]       | 67.2                     | 67.7                     | 64.9                     | 65.4                     | 61.9                     | 62.1                     |  |  |  |  |  |  |  |  |
| Avg. Dist. to Rail [m] | 3.8                      | 2.0                      | 2.0                      | 2.8                      | 4.3                      | 5.1                      |  |  |  |  |  |  |  |  |
| Avg. Stride Freq. [Hz] | 2.2                      | 2.3                      | 2.3                      | 2.3                      | 2.3                      | 2.2                      |  |  |  |  |  |  |  |  |
| Avg. Stride Length [m] | 6.4                      | 7.8                      | 7.7                      | 7.6                      | 7.3                      | 7.1                      |  |  |  |  |  |  |  |  |



[ ] Ranking at each section and finish  
- - - - No data available at this section  
NA No data available



**Aquis Park Gold Coast PolyProfessional**  
**Race 2: FORMOSA MARINE Maiden Handicap - 1540m**  
**25 October 2025 - 14:10**



Track Rating: Synthetic, Weather: Fine, Rail Position: True

| Section     |     |                    |         |                     |                    | Overall              | 1400m                | 1200m                | 1000m                | 800m                 | 600m                 | 400m                 | Last 600m   |                           |  |
|-------------|-----|--------------------|---------|---------------------|--------------------|----------------------|----------------------|----------------------|----------------------|----------------------|----------------------|----------------------|-------------|---------------------------|--|
| Field Times |     |                    |         |                     |                    | 1:33.63<br>(0:10.19) | 1:23.44<br>(0:11.50) | 1:11.94<br>(0:11.51) | 1:00.43<br>(0:11.26) | 0:49.17<br>(0:11.77) | 0:37.40<br>(0:12.06) | 0:25.34<br>(0:12.54) | 0:37.40     |                           |  |
| Rank        | TAB | Horse/Jockey       | Barrier | Top Speed<br>[km/h] | Fastest<br>Section |                      |                      |                      |                      |                      |                      |                      |             | Distance<br>Travelled [m] |  |
| 1           | 7   | CHAYSE 'N' LEISA   | 7       | 64.5                | 0:10.20            | 1:33.63 [1]          | 1:23.43 [2]          | 1:11.79 [2]          | 1:00.07 [5]          | 0:48.82 [4]          | 0:37.09 [2]          | 0:25.07 [2]          | 0:37.09     |                           |  |
|             |     | Dylan Turner       |         | Overall             | Overall            | (0:10.20)            | (0:11.64)            | (0:11.72)            | (0:11.25)            | (0:11.73)            | (0:12.02)            | (0:12.27)            |             |                           |  |
| 2           | 1   | JUST WALTER        | 8       | 65.1                | 0:10.19            | 1:33.98 [2]          | 1:23.79 [1]          | 1:12.29 [1]          | 1:00.76 [2]          | 0:49.52 [1]          | 0:37.75 [1]          | 0:25.69 [1]          | 0:37.75 +5  |                           |  |
|             |     | Courtney Bellamy   |         | 1400m               | Overall            | (0:10.19)            | (0:11.50)            | (0:11.53)            | (0:11.24)            | (0:11.77)            | (0:12.06)            | (0:12.57)            |             |                           |  |
| 3           | 6   | MAYOR OF KINGSTON  | 5       | 64.4                | 0:10.44            | 1:34.64 [3]          | 1:24.20 [3]          | 1:12.79 [3]          | 1:01.24 [4]          | 0:49.81 [5]          | 0:37.85 [5]          | 0:25.75 [3]          | 0:37.85 +4  |                           |  |
|             |     | Ashvin Goindasamy  |         | 1200m               | Overall            | (0:10.44)            | (0:11.41)            | (0:11.55)            | (0:11.43)            | (0:11.96)            | (0:12.10)            | (0:12.63)            |             |                           |  |
| 4           | 2   | KIRORO PEAK        | 2       | 63.5                | 0:10.72            | 1:34.95 [4]          | 1:24.23 [6]          | 1:12.56 [7]          | 1:01.03 [6]          | 0:49.44 [7]          | 0:37.53 [7]          | 0:25.16 [7]          | 0:37.53 +7  |                           |  |
|             |     | Scott Sheargold    |         | 1400m               | Overall            | (0:10.72)            | (0:11.67)            | (0:11.53)            | (0:11.59)            | (0:11.91)            | (0:12.37)            | (0:12.58)            |             |                           |  |
| 5           | 4   | ZOUMAN ALONG       | 6       | 65.8                | 0:10.60            | 1:36.03 [5]          | 1:25.43 [4]          | 1:14.16 [4]          | 1:02.83 [1]          | 0:51.35 [3]          | 0:39.42 [3]          | 0:27.01 [5]          | 0:39.42 +12 |                           |  |
|             |     | Danny Peisley      |         | 1400m               | Overall            | (0:10.60)            | (0:11.27)            | (0:11.33)            | (0:11.48)            | (0:11.93)            | (0:12.41)            | (0:13.37)            |             |                           |  |
| 6           | 5   | CASUAL CAT         | 1       | 64.3                | 0:10.81            | 1:36.42 [6]          | 1:25.61 [7]          | 1:14.06 [6]          | 1:02.44 [7]          | 0:50.93 [6]          | 0:39.11 [6]          | 0:26.95 [6]          | 0:39.11 +1  |                           |  |
|             |     | Yvette Lewis       |         | 1000m               | Overall            | (0:10.81)            | (0:11.55)            | (0:11.62)            | (0:11.51)            | (0:11.82)            | (0:12.16)            | (0:13.16)            |             |                           |  |
| 7           | 9   | CHAYSE'N' THE KING | 4       | 66.5                | 0:10.66            | 1:36.86 [7]          | 1:26.20 [5]          | 1:14.72 [5]          | 1:03.58 [3]          | 0:52.20 [2]          | 0:40.25 [4]          | 0:27.86 [4]          | 0:40.25 +1  |                           |  |
|             |     | Karl Zechner       |         | 1200m               | Overall            | (0:10.66)            | (0:11.48)            | (0:11.14)            | (0:11.38)            | (0:11.95)            | (0:12.39)            | (0:13.43)            |             |                           |  |
| 8           | 3   | WINNING ELEMENTS   | 3       | 65.4                | 0:10.89            | 1:38.26 [8]          | 1:27.37 [8]          | 1:15.33 [8]          | 1:04.13 [8]          | 0:52.46 [8]          | 0:40.38 [8]          | 0:28.21 [8]          | 0:40.38 +9  |                           |  |
|             |     | Bella Youngberry   |         | 1200m               | Overall            | (0:10.89)            | (0:12.04)            | (0:11.20)            | (0:11.67)            | (0:12.08)            | (0:12.17)            | (0:13.46)            |             |                           |  |

Scratched: Cardiac (#8)





# Aquis Park Gold Coast PolyProfessional

## Race 2: FORMOSA MARINE Maiden Handicap - 1540m

25 October 2025 - 14:10



Track Rating: Synthetic, Weather: Fine, Rail Position: True

| Section     |     |                    |         |                  |                 | 200m        |         |                        | Last 600m |
|-------------|-----|--------------------|---------|------------------|-----------------|-------------|---------|------------------------|-----------|
| Field Times |     |                    |         |                  |                 | 0:12.80     |         |                        | 0:37.40   |
|             |     |                    |         |                  |                 | (0:12.80)   |         |                        |           |
| Rank        | TAB | Horse/Jockey       | Barrier | Top Speed [km/h] | Fastest Section | Margin      |         | Distance Travelled [m] |           |
| 1           | 7   | CHAYSE 'N' LEISA   | 7       | 64.5             | 0:10.20         | 0:12.80 [1] | 1:33.63 | 0:37.09                |           |
|             |     | Dylan Turner       |         | Overall          | Overall         | (0:12.80)   |         |                        |           |
| 2           | 1   | JUST WALTER        | 8       | 65.1             | 0:10.19         | 0:13.12 [2] | 2L      | 0:37.75 +5             |           |
|             |     | Courtney Bellamy   |         | 1400m            | Overall         | (0:13.12)   |         |                        |           |
| 3           | 6   | MAYOR OF KINGSTON  | 5       | 64.4             | 0:10.44         | 0:13.12 [3] | 5.8L    | 0:37.85 +4             |           |
|             |     | Ashvin Goindasamy  |         | 1200m            | Overall         | (0:13.12)   |         |                        |           |
| 4           | 2   | KIRORO PEAK        | 2       | 63.5             | 0:10.72         | 0:12.58 [4] | 7.6L    | 0:37.53 +7             |           |
|             |     | Scott Sheargold    |         | 1400m            | Overall         | (0:12.58)   |         |                        |           |
| 5           | 4   | ZOUMAN ALONG       | 6       | 65.8             | 0:10.60         | 0:13.64 [5] | 13.9L   | 0:39.42 +12            |           |
|             |     | Danny Peisley      |         | 1400m            | Overall         | (0:13.64)   |         |                        |           |
| 6           | 5   | CASUAL CAT         | 1       | 64.3             | 0:10.81         | 0:13.79 [7] | 16.2L   | 0:39.11 +1             |           |
|             |     | Yvette Lewis       |         | 1000m            | Overall         | (0:13.79)   |         |                        |           |
| 7           | 9   | CHAYSE'N' THE KING | 4       | 66.5             | 0:10.66         | 0:14.43 [6] | 18.7L   | 0:40.25 +1             |           |
|             |     | Karl Zechner       |         | 1200m            | Overall         | (0:14.43)   |         |                        |           |
| 8           | 3   | WINNING ELEMENTS   | 3       | 65.4             | 0:10.89         | 0:14.75 [8] | 26.7L   | 0:40.38 +9             |           |
|             |     | Bella Youngberry   |         | 1200m            | Overall         | (0:14.75)   |         |                        |           |

Scratched: Cardiac (#8)



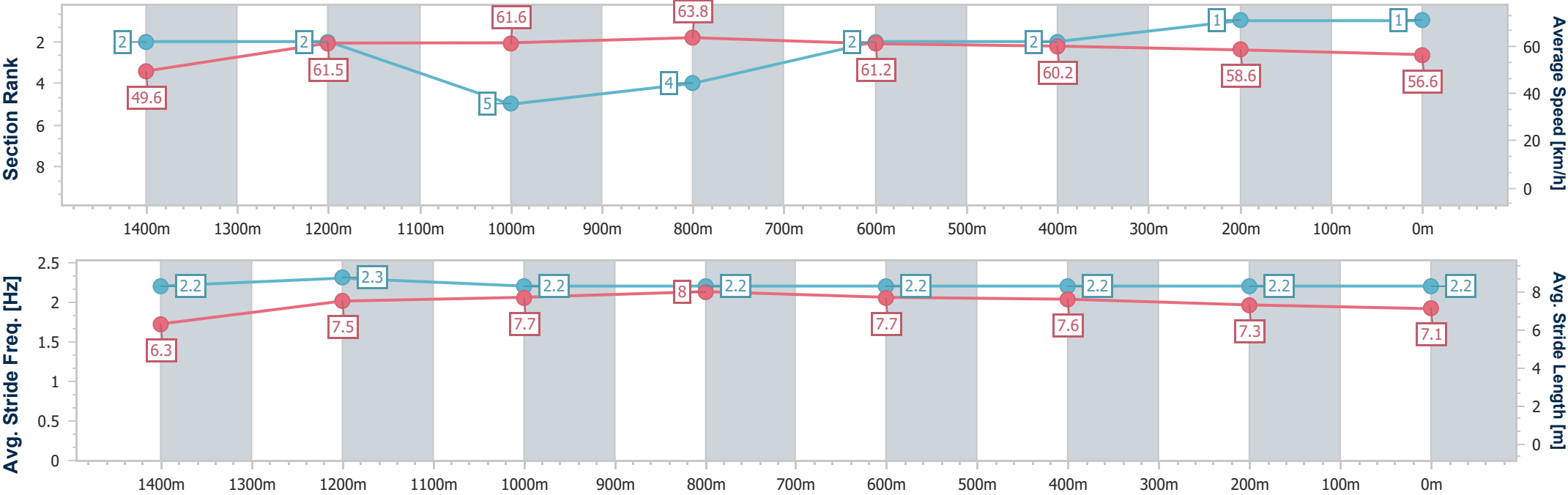
|                                |                   |
|--------------------------------|-------------------|
| Horse/Jockey Name              | Chayse 'N' Leisa  |
| Final Rank                     | 1                 |
| Fastest Section Time (Section) | 0:10.20 (Overall) |
| Top Speed [km/h] (Section)     | 64.5 (Overall)    |
| Race State                     | Finished          |



Aquis Park Gold Coast PolyProfessional  
Race 2: FORMOSA MARINE Maiden Handicap - 1540m  
25 October 2025 - 14:10  
Track Rating: Synthetic, Weather: Fine, Rail Position: True



| Section                | Overall                  | 1400m                    | 1200m                    | 1000m                    | 800m                     | 600m                     | 400m                     | 200m                     |  |  |  |  |  |
|------------------------|--------------------------|--------------------------|--------------------------|--------------------------|--------------------------|--------------------------|--------------------------|--------------------------|--|--|--|--|--|
| Section Times          | 1:33.63 [1]<br>(0:10.20) | 1:23.43 [2]<br>(0:11.64) | 1:11.79 [2]<br>(0:11.72) | 1:00.07 [5]<br>(0:11.25) | 0:48.82 [4]<br>(0:11.73) | 0:37.09 [2]<br>(0:12.02) | 0:25.07 [2]<br>(0:12.27) | 0:12.80 [1]<br>(0:12.80) |  |  |  |  |  |
| Average Speed [km/h]   | 49.6                     | 61.5                     | 61.6                     | 63.8                     | 61.2                     | 60.2                     | 58.6                     | 56.6                     |  |  |  |  |  |
| Top Speed [km/h]       | 64.5                     | 64.5                     | 63.4                     | 64.5                     | 64.2                     | 61.2                     | 59.3                     | 58.2                     |  |  |  |  |  |
| Avg. Dist. to Rail [m] | 6.4                      | 0.6                      | 0.9                      | 0.6                      | 0.4                      | 0.3                      | 0.9                      | 2.1                      |  |  |  |  |  |
| Avg. Stride Freq. [Hz] | 2.2                      | 2.3                      | 2.2                      | 2.2                      | 2.2                      | 2.2                      | 2.2                      | 2.2                      |  |  |  |  |  |
| Avg. Stride Length [m] | 6.3                      | 7.5                      | 7.7                      | 8.0                      | 7.7                      | 7.6                      | 7.3                      | 7.1                      |  |  |  |  |  |





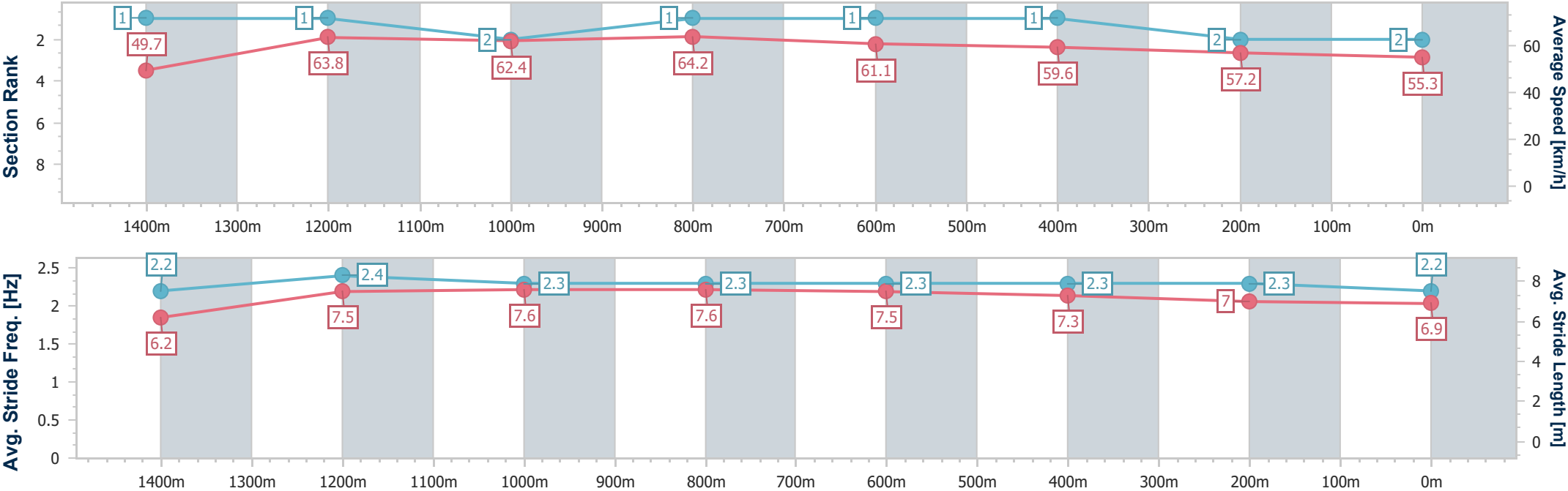
|                                |                   |
|--------------------------------|-------------------|
| Horse/Jockey Name              | Just Walter       |
| Final Rank                     | 2                 |
| Fastest Section Time (Section) | 0:10.19 (Overall) |
| Top Speed [km/h] (Section)     | 65.1 (1400m)      |
| Race State                     | Finished          |



Aquis Park Gold Coast PolyProfessional  
Race 2: FORMOSA MARINE Maiden Handicap - 1540m  
25 October 2025 - 14:10  
Track Rating: Synthetic, Weather: Fine, Rail Position: True



| Section                | Overall                  | 1400m                    | 1200m                    | 1000m                    | 800m                     | 600m                     | 400m                     | 200m                     |  |  |  |  |  |
|------------------------|--------------------------|--------------------------|--------------------------|--------------------------|--------------------------|--------------------------|--------------------------|--------------------------|--|--|--|--|--|
| Section Times          | 1:33.98 [2]<br>(0:10.19) | 1:23.79 [1]<br>(0:11.50) | 1:12.29 [1]<br>(0:11.53) | 1:00.76 [2]<br>(0:11.24) | 0:49.52 [1]<br>(0:11.77) | 0:37.75 [1]<br>(0:12.06) | 0:25.69 [1]<br>(0:12.57) | 0:13.12 [2]<br>(0:13.12) |  |  |  |  |  |
| Average Speed [km/h]   | 49.7                     | 63.8                     | 62.4                     | 64.2                     | 61.1                     | 59.6                     | 57.2                     | 55.3                     |  |  |  |  |  |
| Top Speed [km/h]       | 65.0                     | 65.1                     | 64.7                     | 64.8                     | 63.1                     | 60.8                     | 58.5                     | 57.0                     |  |  |  |  |  |
| Avg. Dist. to Rail [m] | 8.1                      | 2.7                      | 1.5                      | 0.6                      | 0.4                      | 0.3                      | 1.0                      | 1.8                      |  |  |  |  |  |
| Avg. Stride Freq. [Hz] | 2.2                      | 2.4                      | 2.3                      | 2.3                      | 2.3                      | 2.3                      | 2.3                      | 2.2                      |  |  |  |  |  |
| Avg. Stride Length [m] | 6.2                      | 7.5                      | 7.6                      | 7.6                      | 7.5                      | 7.3                      | 7.0                      | 6.9                      |  |  |  |  |  |





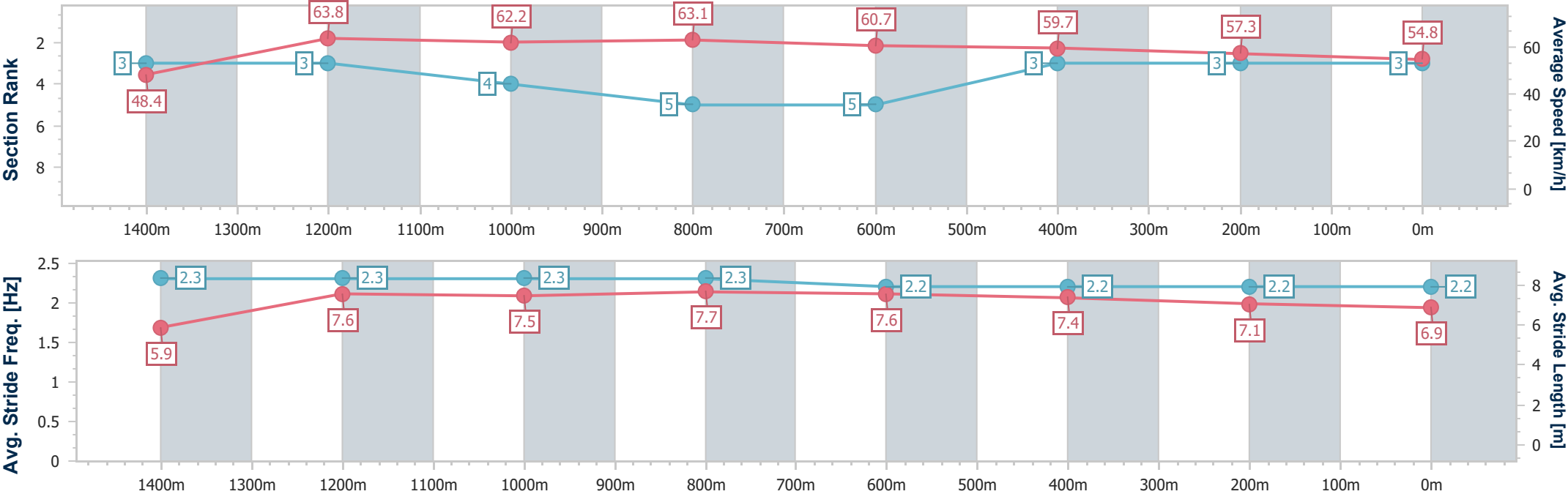
|                                |                   |
|--------------------------------|-------------------|
| Horse/Jockey Name              | Mayor Of Kingston |
| Final Rank                     | 3                 |
| Fastest Section Time (Section) | 0:10.44 (Overall) |
| Top Speed [km/h] (Section)     | 64.4 (1200m)      |
| Race State                     | Finished          |



Aquis Park Gold Coast PolyProfessional  
Race 2: FORMOSA MARINE Maiden Handicap - 1540m  
25 October 2025 - 14:10  
Track Rating: Synthetic, Weather: Fine, Rail Position: True



| Section                | Overall                  | 1400m                    | 1200m                    | 1000m                    | 800m                     | 600m                     | 400m                     | 200m                     |  |  |  |  |  |
|------------------------|--------------------------|--------------------------|--------------------------|--------------------------|--------------------------|--------------------------|--------------------------|--------------------------|--|--|--|--|--|
| Section Times          | 1:34.64 [3]<br>(0:10.44) | 1:24.20 [3]<br>(0:11.41) | 1:12.79 [3]<br>(0:11.55) | 1:01.24 [4]<br>(0:11.43) | 0:49.81 [5]<br>(0:11.96) | 0:37.85 [5]<br>(0:12.10) | 0:25.75 [3]<br>(0:12.63) | 0:13.12 [3]<br>(0:13.12) |  |  |  |  |  |
| Average Speed [km/h]   | 48.4                     | 63.8                     | 62.2                     | 63.1                     | 60.7                     | 59.7                     | 57.3                     | 54.8                     |  |  |  |  |  |
| Top Speed [km/h]       | 61.9                     | 64.3                     | 64.4                     | 64.1                     | 61.5                     | 61.8                     | 58.0                     | 59.0                     |  |  |  |  |  |
| Avg. Dist. to Rail [m] | 5.8                      | 1.2                      | 1.1                      | 0.9                      | 1.2                      | 1.0                      | 1.8                      | 2.5                      |  |  |  |  |  |
| Avg. Stride Freq. [Hz] | 2.3                      | 2.3                      | 2.3                      | 2.3                      | 2.2                      | 2.2                      | 2.2                      | 2.2                      |  |  |  |  |  |
| Avg. Stride Length [m] | 5.9                      | 7.6                      | 7.5                      | 7.7                      | 7.6                      | 7.4                      | 7.1                      | 6.9                      |  |  |  |  |  |



[ ] Ranking at each section and finish  
-.-.- No data available at this section  
NA No data available



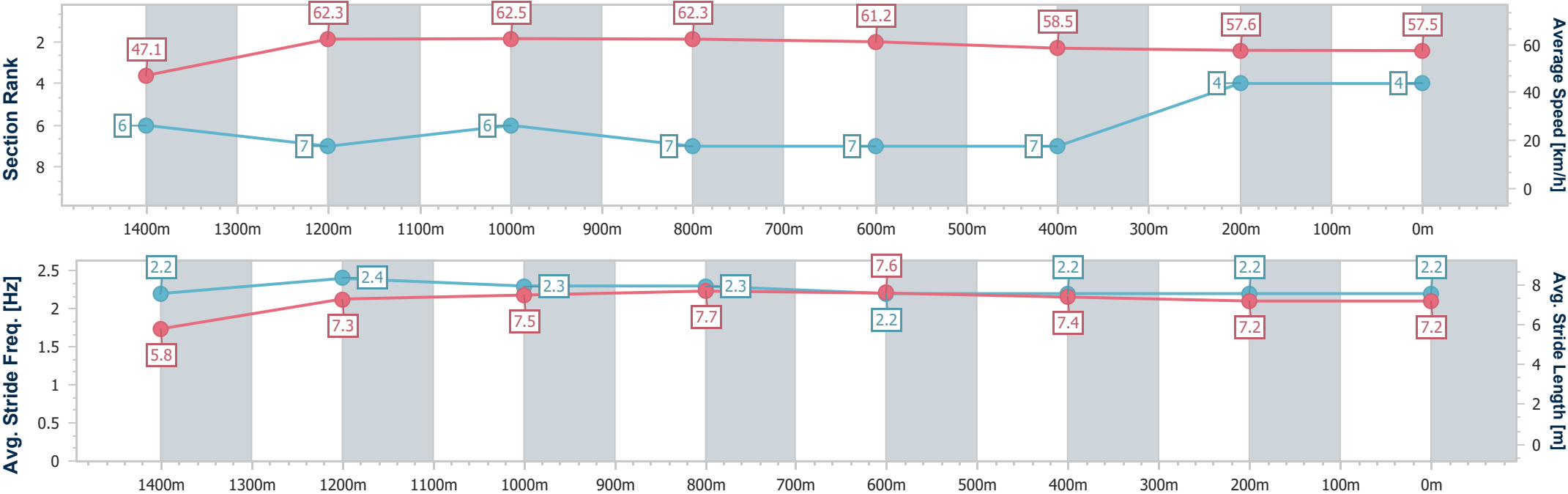
|                                |                   |
|--------------------------------|-------------------|
| Horse/Jockey Name              | Kiroro Peak       |
| Final Rank                     | 4                 |
| Fastest Section Time (Section) | 0:10.72 (Overall) |
| Top Speed [km/h] (Section)     | 63.5 (1400m)      |
| Race State                     | Finished          |



Aquis Park Gold Coast PolyProfessional  
Race 2: FORMOSA MARINE Maiden Handicap - 1540m  
25 October 2025 - 14:10  
Track Rating: Synthetic, Weather: Fine, Rail Position: True



| Section                | Overall                  | 1400m                    | 1200m                    | 1000m                    | 800m                     | 600m                     | 400m                     | 200m                     |  |  |  |  |  |
|------------------------|--------------------------|--------------------------|--------------------------|--------------------------|--------------------------|--------------------------|--------------------------|--------------------------|--|--|--|--|--|
| Section Times          | 1:34.95 [4]<br>(0:10.72) | 1:24.23 [6]<br>(0:11.67) | 1:12.56 [7]<br>(0:11.53) | 1:01.03 [6]<br>(0:11.59) | 0:49.44 [7]<br>(0:11.91) | 0:37.53 [7]<br>(0:12.37) | 0:25.16 [7]<br>(0:12.58) | 0:12.58 [4]<br>(0:12.58) |  |  |  |  |  |
| Average Speed [km/h]   | 47.1                     | 62.3                     | 62.5                     | 62.3                     | 61.2                     | 58.5                     | 57.6                     | 57.5                     |  |  |  |  |  |
| Top Speed [km/h]       | 62.4                     | 63.5                     | 63.3                     | 63.4                     | 61.7                     | 61.3                     | 58.3                     | 58.9                     |  |  |  |  |  |
| Avg. Dist. to Rail [m] | 3.7                      | 1.4                      | 1.3                      | 2.1                      | 1.6                      | 1.6                      | 2.0                      | 1.3                      |  |  |  |  |  |
| Avg. Stride Freq. [Hz] | 2.2                      | 2.4                      | 2.3                      | 2.3                      | 2.2                      | 2.2                      | 2.2                      | 2.2                      |  |  |  |  |  |
| Avg. Stride Length [m] | 5.8                      | 7.3                      | 7.5                      | 7.7                      | 7.6                      | 7.4                      | 7.2                      | 7.2                      |  |  |  |  |  |





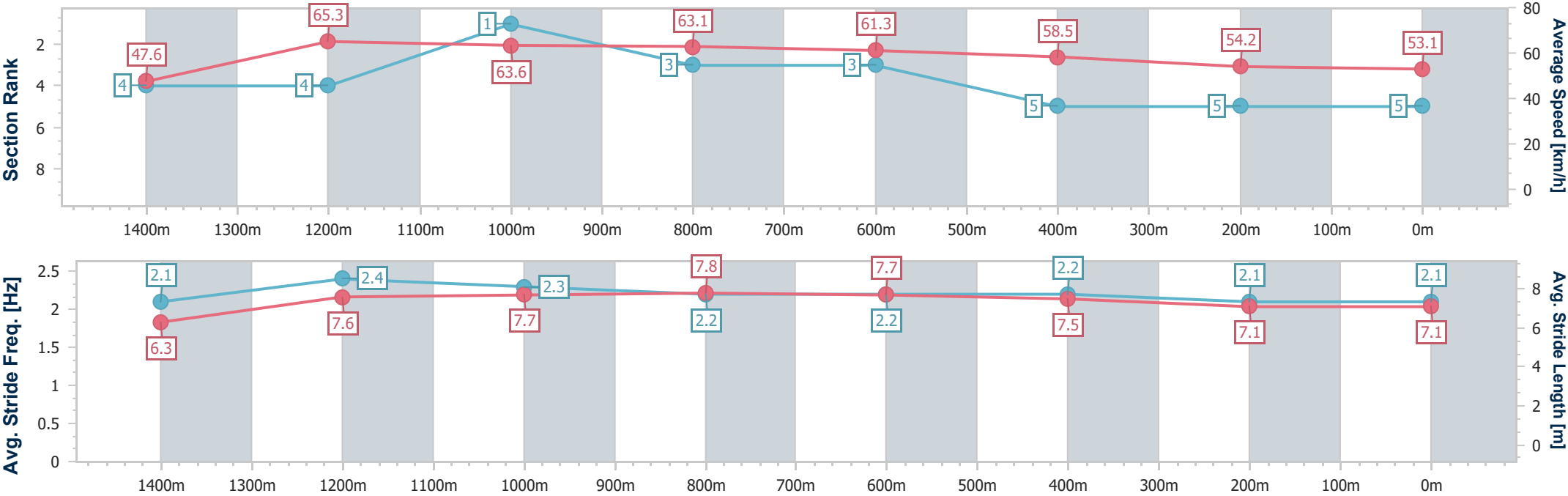
|                                |                   |
|--------------------------------|-------------------|
| Horse/Jockey Name              | Zouman Along      |
| Final Rank                     | 5                 |
| Fastest Section Time (Section) | 0:10.60 (Overall) |
| Top Speed [km/h] (Section)     | 65.8 (1400m)      |
| Race State                     | Finished          |



Aquis Park Gold Coast PolyProfessional  
Race 2: FORMOSA MARINE Maiden Handicap - 1540m  
25 October 2025 - 14:10  
Track Rating: Synthetic, Weather: Fine, Rail Position: True



| Section                | Overall                  | 1400m                    | 1200m                    | 1000m                    | 800m                     | 600m                     | 400m                     | 200m                     |  |  |  |  |  |
|------------------------|--------------------------|--------------------------|--------------------------|--------------------------|--------------------------|--------------------------|--------------------------|--------------------------|--|--|--|--|--|
| Section Times          | 1:36.03 [5]<br>(0:10.60) | 1:25.43 [4]<br>(0:11.27) | 1:14.16 [4]<br>(0:11.33) | 1:02.83 [1]<br>(0:11.48) | 0:51.35 [3]<br>(0:11.93) | 0:39.42 [3]<br>(0:12.41) | 0:27.01 [5]<br>(0:13.37) | 0:13.64 [5]<br>(0:13.64) |  |  |  |  |  |
| Average Speed [km/h]   | 47.6                     | 65.3                     | 63.6                     | 63.1                     | 61.3                     | 58.5                     | 54.2                     | 53.1                     |  |  |  |  |  |
| Top Speed [km/h]       | 65.0                     | 65.8                     | 64.5                     | 63.9                     | 62.2                     | 60.9                     | 55.0                     | 53.8                     |  |  |  |  |  |
| Avg. Dist. to Rail [m] | 7.1                      | 2.9                      | 3.0                      | 2.3                      | 2.4                      | 2.1                      | 3.8                      | 4.5                      |  |  |  |  |  |
| Avg. Stride Freq. [Hz] | 2.1                      | 2.4                      | 2.3                      | 2.2                      | 2.2                      | 2.2                      | 2.1                      | 2.1                      |  |  |  |  |  |
| Avg. Stride Length [m] | 6.3                      | 7.6                      | 7.7                      | 7.8                      | 7.7                      | 7.5                      | 7.1                      | 7.1                      |  |  |  |  |  |





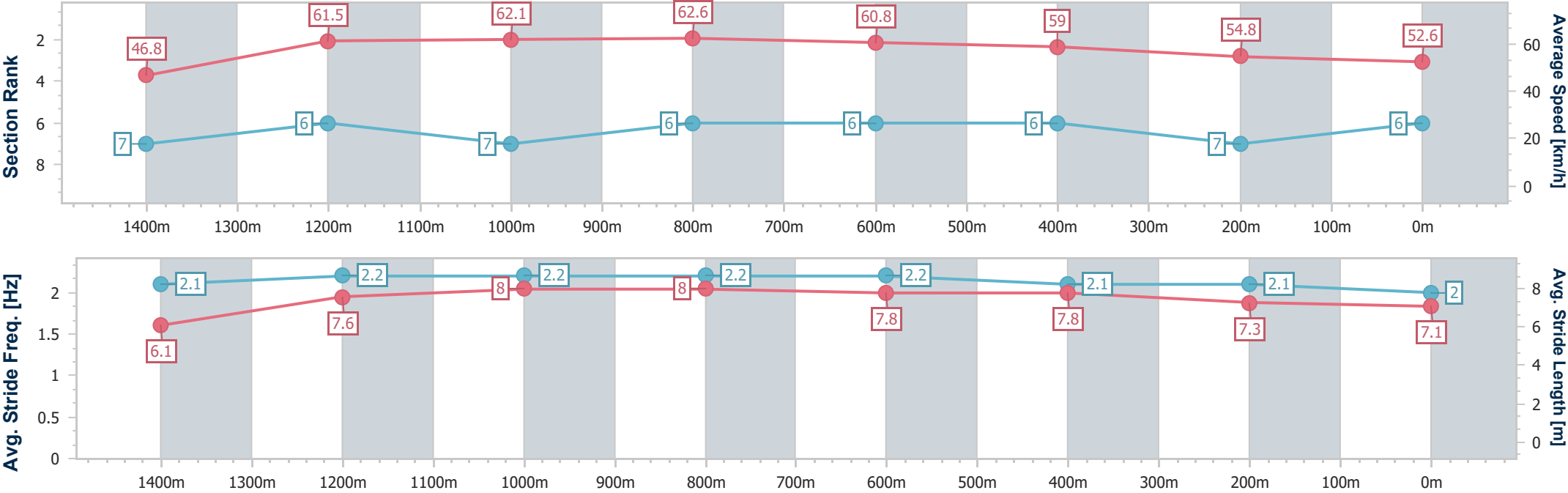
|                                |                   |
|--------------------------------|-------------------|
| Horse/Jockey Name              | Casual Cat        |
| Final Rank                     | 6                 |
| Fastest Section Time (Section) | 0:10.81 (Overall) |
| Top Speed [km/h] (Section)     | 64.3 (1000m)      |
| Race State                     | Finished          |



Aquis Park Gold Coast PolyProfessional  
Race 2: FORMOSA MARINE Maiden Handicap - 1540m  
25 October 2025 - 14:10  
Track Rating: Synthetic, Weather: Fine, Rail Position: True



| Section                | Overall                  | 1400m                    | 1200m                    | 1000m                    | 800m                     | 600m                     | 400m                     | 200m                     |  |  |  |  |  |
|------------------------|--------------------------|--------------------------|--------------------------|--------------------------|--------------------------|--------------------------|--------------------------|--------------------------|--|--|--|--|--|
| Section Times          | 1:36.42 [6]<br>(0:10.81) | 1:25.61 [7]<br>(0:11.55) | 1:14.06 [6]<br>(0:11.62) | 1:02.44 [7]<br>(0:11.51) | 0:50.93 [6]<br>(0:11.82) | 0:39.11 [6]<br>(0:12.16) | 0:26.95 [6]<br>(0:13.16) | 0:13.79 [7]<br>(0:13.79) |  |  |  |  |  |
| Average Speed [km/h]   | 46.8                     | 61.5                     | 62.1                     | 62.6                     | 60.8                     | 59.0                     | 54.8                     | 52.6                     |  |  |  |  |  |
| Top Speed [km/h]       | 62.4                     | 63.0                     | 63.3                     | 64.3                     | 61.9                     | 61.7                     | 56.7                     | 54.5                     |  |  |  |  |  |
| Avg. Dist. to Rail [m] | 2.4                      | 1.3                      | 1.1                      | 0.3                      | 0.5                      | 0.2                      | 0.8                      | 0.9                      |  |  |  |  |  |
| Avg. Stride Freq. [Hz] | 2.1                      | 2.2                      | 2.2                      | 2.2                      | 2.2                      | 2.1                      | 2.1                      | 2.0                      |  |  |  |  |  |
| Avg. Stride Length [m] | 6.1                      | 7.6                      | 8.0                      | 8.0                      | 7.8                      | 7.8                      | 7.3                      | 7.1                      |  |  |  |  |  |





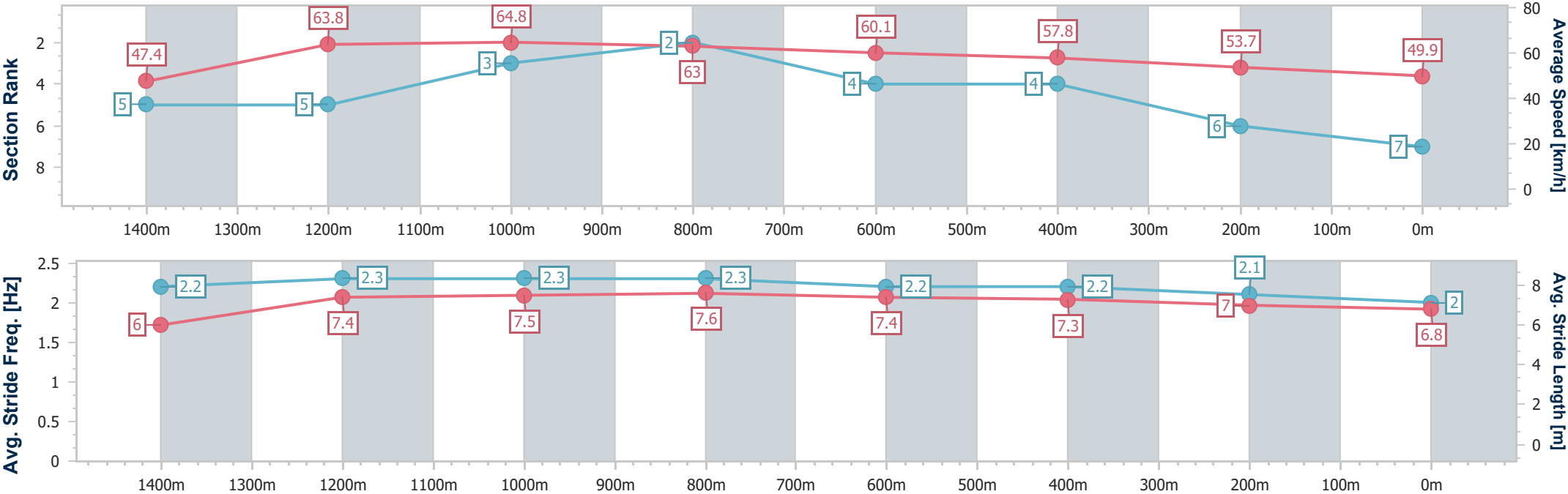
|                                |                    |
|--------------------------------|--------------------|
| Horse/Jockey Name              | Chayse'n' The King |
| Final Rank                     | 7                  |
| Fastest Section Time (Section) | 0:10.66 (Overall)  |
| Top Speed [km/h] (Section)     | 66.5 (1200m)       |
| Race State                     | Finished           |



Aquis Park Gold Coast PolyProfessional  
Race 2: FORMOSA MARINE Maiden Handicap - 1540m  
25 October 2025 - 14:10  
Track Rating: Synthetic, Weather: Fine, Rail Position: True



| Section                | Overall                  | 1400m                    | 1200m                    | 1000m                    | 800m                     | 600m                     | 400m                     | 200m                     |  |  |  |  |  |
|------------------------|--------------------------|--------------------------|--------------------------|--------------------------|--------------------------|--------------------------|--------------------------|--------------------------|--|--|--|--|--|
| Section Times          | 1:36.86 [7]<br>(0:10.66) | 1:26.20 [5]<br>(0:11.48) | 1:14.72 [5]<br>(0:11.14) | 1:03.58 [3]<br>(0:11.38) | 0:52.20 [2]<br>(0:11.95) | 0:40.25 [4]<br>(0:12.39) | 0:27.86 [4]<br>(0:13.43) | 0:14.43 [6]<br>(0:14.43) |  |  |  |  |  |
| Average Speed [km/h]   | 47.4                     | 63.8                     | 64.8                     | 63.0                     | 60.1                     | 57.8                     | 53.7                     | 49.9                     |  |  |  |  |  |
| Top Speed [km/h]       | 64.0                     | 64.9                     | 66.5                     | 64.9                     | 61.2                     | 60.1                     | 55.9                     | 52.3                     |  |  |  |  |  |
| Avg. Dist. to Rail [m] | 5.8                      | 2.6                      | 2.7                      | 1.0                      | 0.8                      | 0.8                      | 1.8                      | 3.6                      |  |  |  |  |  |
| Avg. Stride Freq. [Hz] | 2.2                      | 2.3                      | 2.3                      | 2.3                      | 2.2                      | 2.2                      | 2.1                      | 2.0                      |  |  |  |  |  |
| Avg. Stride Length [m] | 6.0                      | 7.4                      | 7.5                      | 7.6                      | 7.4                      | 7.3                      | 7.0                      | 6.8                      |  |  |  |  |  |







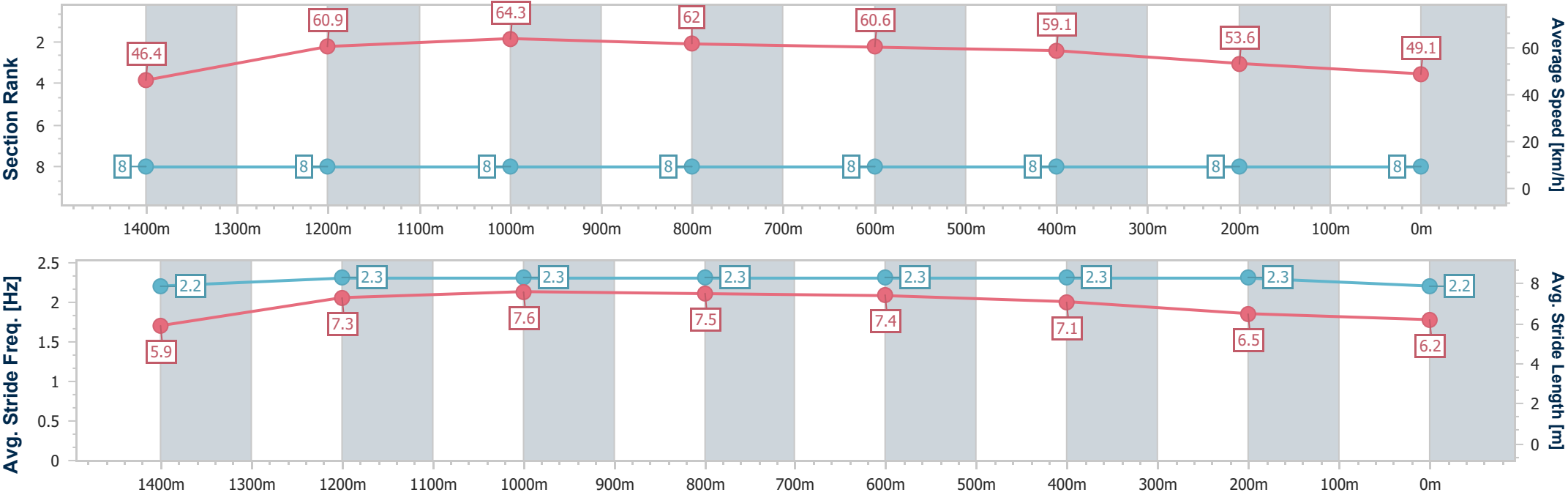
|                                |                   |
|--------------------------------|-------------------|
| Horse/Jockey Name              | Winning Elements  |
| Final Rank                     | 8                 |
| Fastest Section Time (Section) | 0:10.89 (Overall) |
| Top Speed [km/h] (Section)     | 65.4 (1200m)      |
| Race State                     | Finished          |



Aquis Park Gold Coast PolyProfessional  
Race 2: FORMOSA MARINE Maiden Handicap - 1540m  
25 October 2025 - 14:10  
Track Rating: Synthetic, Weather: Fine, Rail Position: True



| Section                | Overall                  | 1400m                    | 1200m                    | 1000m                    | 800m                     | 600m                     | 400m                     | 200m                     |  |  |  |  |  |
|------------------------|--------------------------|--------------------------|--------------------------|--------------------------|--------------------------|--------------------------|--------------------------|--------------------------|--|--|--|--|--|
| Section Times          | 1:38.26 [8]<br>(0:10.89) | 1:27.37 [8]<br>(0:12.04) | 1:15.33 [8]<br>(0:11.20) | 1:04.13 [8]<br>(0:11.67) | 0:52.46 [8]<br>(0:12.08) | 0:40.38 [8]<br>(0:12.17) | 0:28.21 [8]<br>(0:13.46) | 0:14.75 [8]<br>(0:14.75) |  |  |  |  |  |
| Average Speed [km/h]   | 46.4                     | 60.9                     | 64.3                     | 62.0                     | 60.6                     | 59.1                     | 53.6                     | 49.1                     |  |  |  |  |  |
| Top Speed [km/h]       | 60.6                     | 62.7                     | 65.4                     | 63.2                     | 61.1                     | 61.9                     | 55.5                     | 53.2                     |  |  |  |  |  |
| Avg. Dist. to Rail [m] | 4.8                      | 2.1                      | 2.5                      | 2.4                      | 2.2                      | 0.9                      | 2.5                      | 4.8                      |  |  |  |  |  |
| Avg. Stride Freq. [Hz] | 2.2                      | 2.3                      | 2.3                      | 2.3                      | 2.3                      | 2.3                      | 2.3                      | 2.2                      |  |  |  |  |  |
| Avg. Stride Length [m] | 5.9                      | 7.3                      | 7.6                      | 7.5                      | 7.4                      | 7.1                      | 6.5                      | 6.2                      |  |  |  |  |  |





**Aquis Park Gold Coast PolyProfessional**  
**Race 3: KOLLOSCHE REALTY BENCHMARK 62 Handicap - 2000m**  
**25 October 2025 - 14:44**



Track Rating: Synthetic, Weather: Fine, Rail Position: True

| Section     |     | Overall           |         |                  |                 | 1800m       | 1600m       | 1400m       | 1200m       | 1000m       | 800m        | Last 600m   |                        |    |
|-------------|-----|-------------------|---------|------------------|-----------------|-------------|-------------|-------------|-------------|-------------|-------------|-------------|------------------------|----|
| Field Times |     | 2:04.40           |         |                  |                 | 1:50.70     | 1:39.21     | 1:26.56     | 1:13.72     | 1:01.12     | 0:48.68     | 0:36.40     |                        |    |
|             |     | (0:13.70)         |         |                  |                 | (0:11.49)   | (0:12.65)   | (0:12.84)   | (0:12.60)   | (0:12.44)   | (0:12.28)   |             |                        |    |
| Rank        | TAB | Horse/Jockey      | Barrier | Top Speed [km/h] | Fastest Section |             |             |             |             |             |             |             | Distance Travelled [m] |    |
| 1           | 2   | TROPIC SANDS      | 2       | 64.0             | 0:11.49         | 2:04.40 [1] | 1:50.70 [1] | 1:39.21 [1] | 1:26.56 [1] | 1:13.72 [2] | 1:01.12 [1] | 0:48.68 [1] | 0:36.40                |    |
|             |     | Danny Peisley     |         | 1800m            | 1800m           | (0:13.70)   | (0:11.49)   | (0:12.65)   | (0:12.84)   | (0:12.60)   | (0:12.44)   | (0:12.28)   |                        |    |
| 2           | 4   | AUTUNNO           | 6       | 64.7             | 0:11.59         | 2:04.98 [2] | 1:50.62 [8] | 1:39.03 [8] | 1:26.39 [8] | 1:13.20 [8] | 1:00.64 [8] | 0:48.23 [8] | 0:36.35                | +6 |
|             |     | Ashvin Goindasamy |         | Overall          | 1800m           | (0:14.36)   | (0:11.59)   | (0:12.64)   | (0:13.19)   | (0:12.56)   | (0:12.41)   | (0:11.88)   |                        |    |
| 3           | 8   | SEEYA LATER GATER | 1       | 63.9             | 0:11.48         | 2:05.01 [3] | 1:51.04 [4] | 1:39.56 [4] | 1:26.94 [3] | 1:14.01 [3] | 1:01.37 [3] | 0:48.99 [3] | 0:36.71                | -1 |
|             |     | Courtney Bellamy  |         | Overall          | 1800m           | (0:13.97)   | (0:11.48)   | (0:12.62)   | (0:12.93)   | (0:12.64)   | (0:12.38)   | (0:12.28)   |                        |    |
| 4           | 3   | SETTAT            | 3       | 65.4             | 0:11.53         | 2:05.69 [4] | 1:51.43 [7] | 1:39.90 [7] | 1:27.26 [6] | 1:14.24 [6] | 1:01.65 [6] | 0:49.31 [6] | 0:37.07                | -2 |
|             |     | Olivia Webb       |         | Overall          | 1800m           | (0:14.26)   | (0:11.53)   | (0:12.64)   | (0:13.02)   | (0:12.59)   | (0:12.34)   | (0:12.24)   |                        |    |
| 5           | 1   | WATERMELON        | 8       | 65.1             | 0:11.55         | 2:05.75 [5] | 1:51.68 [6] | 1:40.13 [5] | 1:27.86 [2] | 1:15.07 [1] | 1:02.41 [2] | 0:49.97 [2] | 0:37.59                | +8 |
|             |     | Bella Youngberry  |         | 1800m            | 1800m           | (0:14.07)   | (0:11.55)   | (0:12.27)   | (0:12.79)   | (0:12.66)   | (0:12.44)   | (0:12.38)   |                        |    |
| 6           | 5   | IRON GRACE        | 7       | 65.1             | 0:11.47         | 2:06.62 [6] | 1:52.78 [3] | 1:41.31 [2] | 1:28.53 [4] | 1:15.59 [4] | 1:02.85 [4] | 0:50.38 [5] | 0:38.04                | -1 |
|             |     | Yvette Lewis      |         | 1800m            | 1800m           | (0:13.84)   | (0:11.47)   | (0:12.78)   | (0:12.94)   | (0:12.74)   | (0:12.47)   | (0:12.34)   |                        |    |
| 7           | 7   | BLACK TYPHOON     | 4       | 63.7             | 0:11.67         | 2:07.83 [7] | 1:53.83 [5] | 1:42.16 [6] | 1:29.38 [7] | 1:16.31 [7] | 1:03.67 [7] | 0:51.13 [7] | 0:38.90                | +5 |
|             |     | Leah Martyn       |         | Overall          | 1800m           | (0:14.00)   | (0:11.67)   | (0:12.78)   | (0:13.07)   | (0:12.64)   | (0:12.54)   | (0:12.23)   |                        |    |
| 8           | 6   | MEANASENKO        | 5       | 63.7             | 0:11.62         | 2:08.91 [8] | 1:55.13 [2] | 1:43.51 [3] | 1:30.78 [5] | 1:17.80 [5] | 1:05.12 [5] | 0:52.68 [4] | 0:40.30                | +4 |
|             |     | Scott Sheargold   |         | 1800m            | 1800m           | (0:13.78)   | (0:11.62)   | (0:12.73)   | (0:12.98)   | (0:12.68)   | (0:12.44)   | (0:12.38)   |                        |    |



**Aquis Park Gold Coast PolyProfessional**  
**Race 3: KOLLOSCHE REALTY BENCHMARK 62 Handicap - 2000m**  
**25 October 2025 - 14:44**



Track Rating: Synthetic, Weather: Fine, Rail Position: True

| Section |     | Field Times       |         | 600m                 |                    | 400m                 |             | 200m                 |         | Last 600m                 |    |
|---------|-----|-------------------|---------|----------------------|--------------------|----------------------|-------------|----------------------|---------|---------------------------|----|
|         |     |                   |         | 0:36.40<br>(0:11.90) |                    | 0:24.50<br>(0:12.16) |             | 0:12.34<br>(0:12.34) |         | 0:36.40                   |    |
| Rank    | TAB | Horse/Jockey      | Barrier | Top Speed<br>[km/h]  | Fastest<br>Section |                      |             | Margin               |         | Distance<br>Travelled [m] |    |
| 1       | 2   | TROPIC SANDS      | 2       | 64.0                 | 0:11.49            | 0:36.40 [1]          | 0:24.50 [1] | 0:12.34 [1]          | 2:04.40 | 0:36.40                   |    |
|         |     | Danny Peisley     |         | 1800m                | 1800m              | (0:11.90)            | (0:12.16)   | (0:12.34)            |         |                           |    |
| 2       | 4   | AUTUNNO           | 6       | 64.7                 | 0:11.59            | 0:36.35 [7]          | 0:24.56 [4] | 0:12.49 [2]          | 3.3L    | 0:36.35                   | +6 |
|         |     | Ashvin Goindasamy |         | Overall              | 1800m              | (0:11.79)            | (0:12.07)   | (0:12.49)            |         |                           |    |
| 3       | 8   | SEEYA LATER GATER | 1       | 63.9                 | 0:11.48            | 0:36.71 [3]          | 0:24.66 [3] | 0:12.41 [3]          | 3.5L    | 0:36.71                   | -1 |
|         |     | Courtney Bellamy  |         | Overall              | 1800m              | (0:12.05)            | (0:12.25)   | (0:12.41)            |         |                           |    |
| 4       | 3   | SETTAT            | 3       | 65.4                 | 0:11.53            | 0:37.07 [6]          | 0:25.14 [5] | 0:12.64 [5]          | 7.5L    | 0:37.07                   | -2 |
|         |     | Olivia Webb       |         | Overall              | 1800m              | (0:11.93)            | (0:12.50)   | (0:12.64)            |         |                           |    |
| 5       | 1   | WATERMELON        | 8       | 65.1                 | 0:11.55            | 0:37.59 [2]          | 0:25.47 [2] | 0:13.10 [4]          | 7.7L    | 0:37.59                   | +8 |
|         |     | Bella Youngberry  |         | 1800m                | 1800m              | (0:12.12)            | (0:12.37)   | (0:13.10)            |         |                           |    |
| 6       | 5   | IRON GRACE        | 7       | 65.1                 | 0:11.47            | 0:38.04 [4]          | 0:25.98 [6] | 0:13.37 [6]          | 12.7L   | 0:38.04                   | -1 |
|         |     | Yvette Lewis      |         | 1800m                | 1800m              | (0:12.06)            | (0:12.61)   | (0:13.37)            |         |                           |    |
| 7       | 7   | BLACK TYPHOON     | 4       | 63.7                 | 0:11.67            | 0:38.90 [8]          | 0:26.35 [8] | 0:13.38 [8]          | 19.7L   | 0:38.90                   | +5 |
|         |     | Leah Martyn       |         | Overall              | 1800m              | (0:12.55)            | (0:12.97)   | (0:13.38)            |         |                           |    |
| 8       | 6   | MEANASENKO        | 5       | 63.7                 | 0:11.62            | 0:40.30 [5]          | 0:27.71 [7] | 0:14.47 [7]          | 26L     | 0:40.30                   | +4 |
|         |     | Scott Sheargold   |         | 1800m                | 1800m              | (0:12.59)            | (0:13.24)   | (0:14.47)            |         |                           |    |



|                                |                 |
|--------------------------------|-----------------|
| Horse/Jockey Name              | Tropic Sands    |
| Final Rank                     | 1               |
| Fastest Section Time (Section) | 0:11.49 (1800m) |
| Top Speed [km/h] (Section)     | 64.0 (1800m)    |
| Race State                     | Finished        |



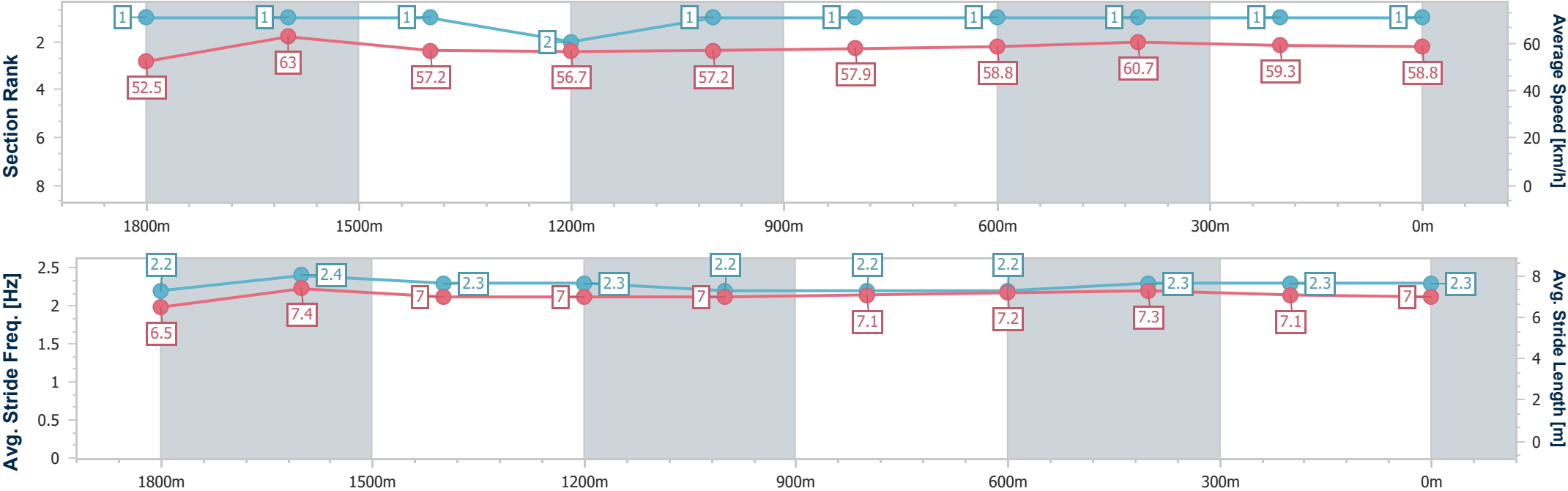
Aquis Park Gold Coast PolyProfessional  
Race 3: KOLLOSCHE REALTY BENCHMARK 62 Handicap -  
2000m



25 October 2025 - 14:44

Track Rating: Synthetic, Weather: Fine, Rail Position: True

| Section                | Overall                  | 1800m                    | 1600m                    | 1400m                    | 1200m                    | 1000m                    | 800m                     | 600m                     | 400m                     | 200m                     |  |  |  |
|------------------------|--------------------------|--------------------------|--------------------------|--------------------------|--------------------------|--------------------------|--------------------------|--------------------------|--------------------------|--------------------------|--|--|--|
| Section Times          | 2:04.40 [1]<br>(0:13.70) | 1:50.70 [1]<br>(0:11.49) | 1:39.21 [1]<br>(0:12.65) | 1:26.56 [1]<br>(0:12.84) | 1:13.72 [2]<br>(0:12.60) | 1:01.12 [1]<br>(0:12.44) | 0:48.68 [1]<br>(0:12.28) | 0:36.40 [1]<br>(0:11.90) | 0:24.50 [1]<br>(0:12.16) | 0:12.34 [1]<br>(0:12.34) |  |  |  |
| Average Speed [km/h]   | 52.5                     | 63.0                     | 57.2                     | 56.7                     | 57.2                     | 57.9                     | 58.8                     | 60.7                     | 59.3                     | 58.8                     |  |  |  |
| Top Speed [km/h]       | 63.6                     | 64.0                     | 59.9                     | 57.3                     | 58.2                     | 58.7                     | 60.3                     | 61.4                     | 60.3                     | 60.7                     |  |  |  |
| Avg. Dist. to Rail [m] | 2.3                      | 0.8                      | 1.9                      | 1.3                      | 0.9                      | 0.8                      | 0.5                      | 0.8                      | 1.3                      | 3.8                      |  |  |  |
| Avg. Stride Freq. [Hz] | 2.2                      | 2.4                      | 2.3                      | 2.3                      | 2.2                      | 2.2                      | 2.2                      | 2.3                      | 2.3                      | 2.3                      |  |  |  |
| Avg. Stride Length [m] | 6.5                      | 7.4                      | 7.0                      | 7.0                      | 7.0                      | 7.1                      | 7.2                      | 7.3                      | 7.1                      | 7.0                      |  |  |  |



[ ] Ranking at each section and finish  
- - - - No data available at this section  
NA No data available



|                                |                 |
|--------------------------------|-----------------|
| Horse/Jockey Name              | Autunno         |
| Final Rank                     | 2               |
| Fastest Section Time (Section) | 0:11.59 (1800m) |
| Top Speed [km/h] (Section)     | 64.7 (Overall)  |
| Race State                     | Finished        |



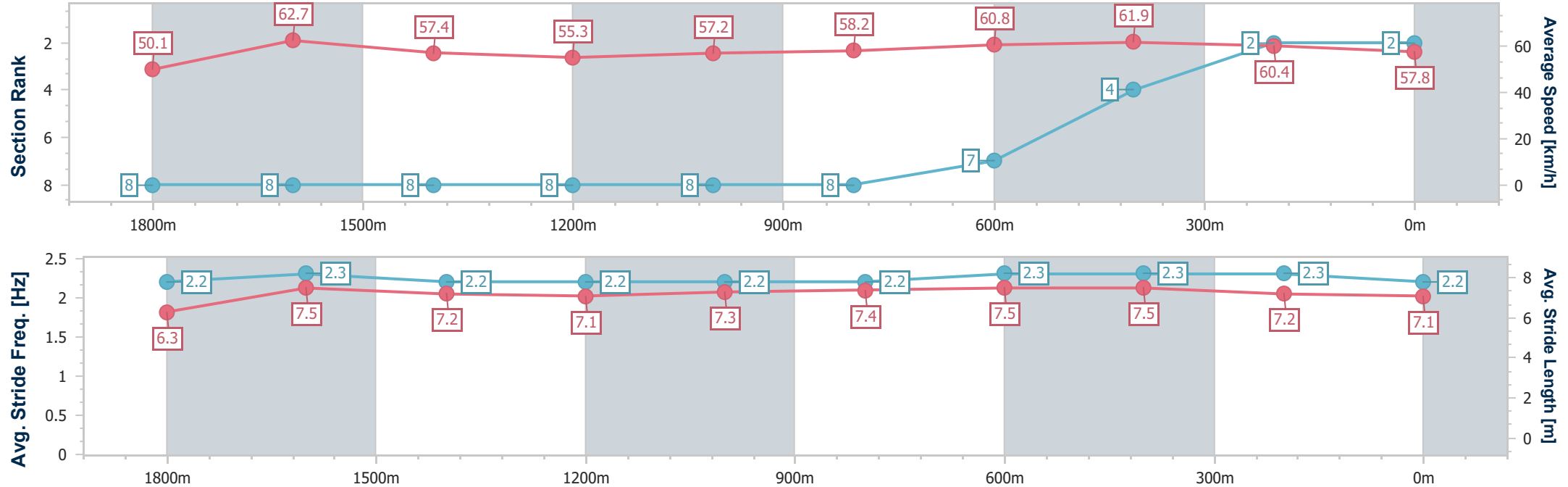
Aquis Park Gold Coast PolyProfessional  
Race 3: KOLLOSCHE REALTY BENCHMARK 62 Handicap -  
2000m



25 October 2025 - 14:44

Track Rating: Synthetic, Weather: Fine, Rail Position: True

| Section                | Overall                  | 1800m                    | 1600m                    | 1400m                    | 1200m                    | 1000m                    | 800m                     | 600m                     | 400m                     | 200m                     |  |  |  |
|------------------------|--------------------------|--------------------------|--------------------------|--------------------------|--------------------------|--------------------------|--------------------------|--------------------------|--------------------------|--------------------------|--|--|--|
| Section Times          | 2:04.98 [2]<br>(0:14.36) | 1:50.62 [8]<br>(0:11.59) | 1:39.03 [8]<br>(0:12.64) | 1:26.39 [8]<br>(0:13.19) | 1:13.20 [8]<br>(0:12.56) | 1:00.64 [8]<br>(0:12.41) | 0:48.23 [8]<br>(0:11.88) | 0:36.35 [7]<br>(0:11.79) | 0:24.56 [4]<br>(0:12.07) | 0:12.49 [2]<br>(0:12.49) |  |  |  |
| Average Speed [km/h]   | 50.1                     | 62.7                     | 57.4                     | 55.3                     | 57.2                     | 58.2                     | 60.8                     | 61.9                     | 60.4                     | 57.8                     |  |  |  |
| Top Speed [km/h]       | 64.7                     | 64.6                     | 60.1                     | 57.0                     | 58.7                     | 60.0                     | 62.0                     | 62.6                     | 61.4                     | 59.0                     |  |  |  |
| Avg. Dist. to Rail [m] | 4.6                      | 2.3                      | 2.7                      | 1.7                      | 1.8                      | 1.1                      | 1.3                      | 2.6                      | 4.9                      | 5.9                      |  |  |  |
| Avg. Stride Freq. [Hz] | 2.2                      | 2.3                      | 2.2                      | 2.2                      | 2.2                      | 2.2                      | 2.3                      | 2.3                      | 2.3                      | 2.2                      |  |  |  |
| Avg. Stride Length [m] | 6.3                      | 7.5                      | 7.2                      | 7.1                      | 7.3                      | 7.4                      | 7.5                      | 7.5                      | 7.2                      | 7.1                      |  |  |  |



- [ ] Ranking at each section and finish
- .-.- No data available at this section
- NA No data available



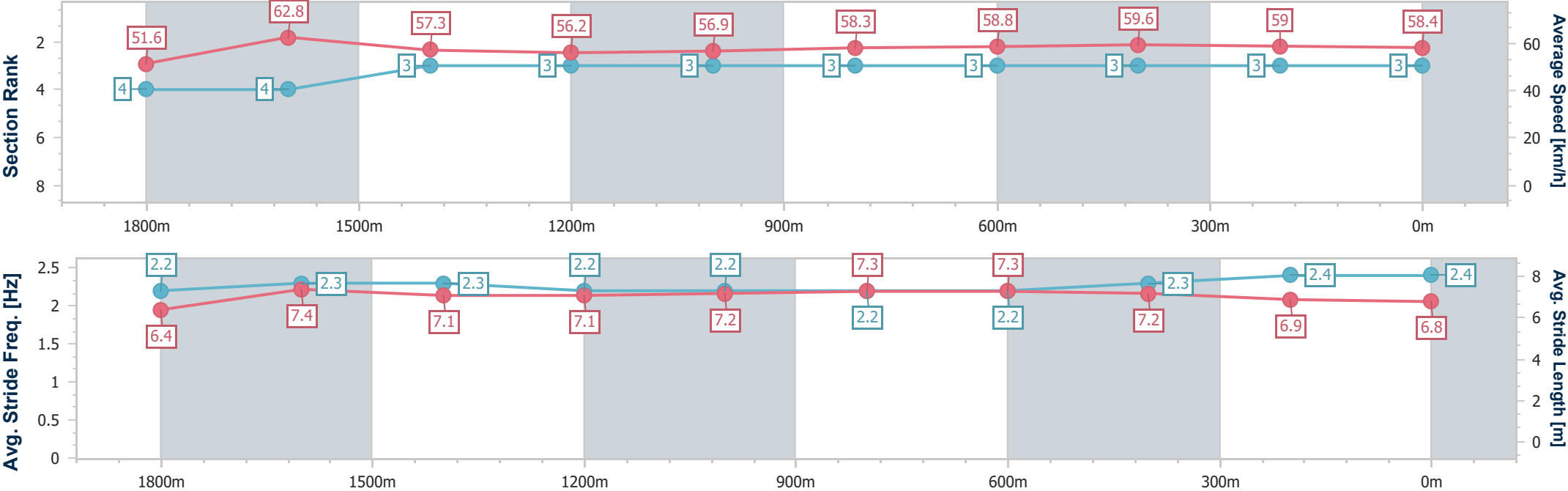
|                                |                   |
|--------------------------------|-------------------|
| Horse/Jockey Name              | Seeya Later Gater |
| Final Rank                     | 3                 |
| Fastest Section Time (Section) | 0:11.48 (1800m)   |
| Top Speed [km/h] (Section)     | 63.9 (Overall)    |
| Race State                     | Finished          |



Aquis Park Gold Coast PolyProfessional  
Race 3: KOLLOSCHE REALTY BENCHMARK 62 Handicap - 2000m  
25 October 2025 - 14:44  
Track Rating: Synthetic, Weather: Fine, Rail Position: True



| Section                | Overall                  | 1800m                    | 1600m                    | 1400m                    | 1200m                    | 1000m                    | 800m                     | 600m                     | 400m                     | 200m                     |  |  |  |
|------------------------|--------------------------|--------------------------|--------------------------|--------------------------|--------------------------|--------------------------|--------------------------|--------------------------|--------------------------|--------------------------|--|--|--|
| Section Times          | 2:05.01 [3]<br>(0:13.97) | 1:51.04 [4]<br>(0:11.48) | 1:39.56 [4]<br>(0:12.62) | 1:26.94 [3]<br>(0:12.93) | 1:14.01 [3]<br>(0:12.64) | 1:01.37 [3]<br>(0:12.38) | 0:48.99 [3]<br>(0:12.28) | 0:36.71 [3]<br>(0:12.05) | 0:24.66 [3]<br>(0:12.25) | 0:12.41 [3]<br>(0:12.41) |  |  |  |
| Average Speed [km/h]   | 51.6                     | 62.8                     | 57.3                     | 56.2                     | 56.9                     | 58.3                     | 58.8                     | 59.6                     | 59.0                     | 58.4                     |  |  |  |
| Top Speed [km/h]       | 63.9                     | 63.9                     | 60.0                     | 57.8                     | 57.6                     | 59.1                     | 60.2                     | 60.8                     | 60.0                     | 59.5                     |  |  |  |
| Avg. Dist. to Rail [m] | 0.7                      | 0.3                      | 1.4                      | 1.3                      | 1.9                      | 1.2                      | 0.7                      | 0.5                      | 1.4                      | 1.2                      |  |  |  |
| Avg. Stride Freq. [Hz] | 2.2                      | 2.3                      | 2.3                      | 2.2                      | 2.2                      | 2.2                      | 2.2                      | 2.3                      | 2.4                      | 2.4                      |  |  |  |
| Avg. Stride Length [m] | 6.4                      | 7.4                      | 7.1                      | 7.1                      | 7.2                      | 7.3                      | 7.3                      | 7.2                      | 6.9                      | 6.8                      |  |  |  |





|                                |                 |
|--------------------------------|-----------------|
| Horse/Jockey Name              | Settat          |
| Final Rank                     | 4               |
| Fastest Section Time (Section) | 0:11.53 (1800m) |
| Top Speed [km/h] (Section)     | 65.4 (Overall)  |
| Race State                     | Finished        |



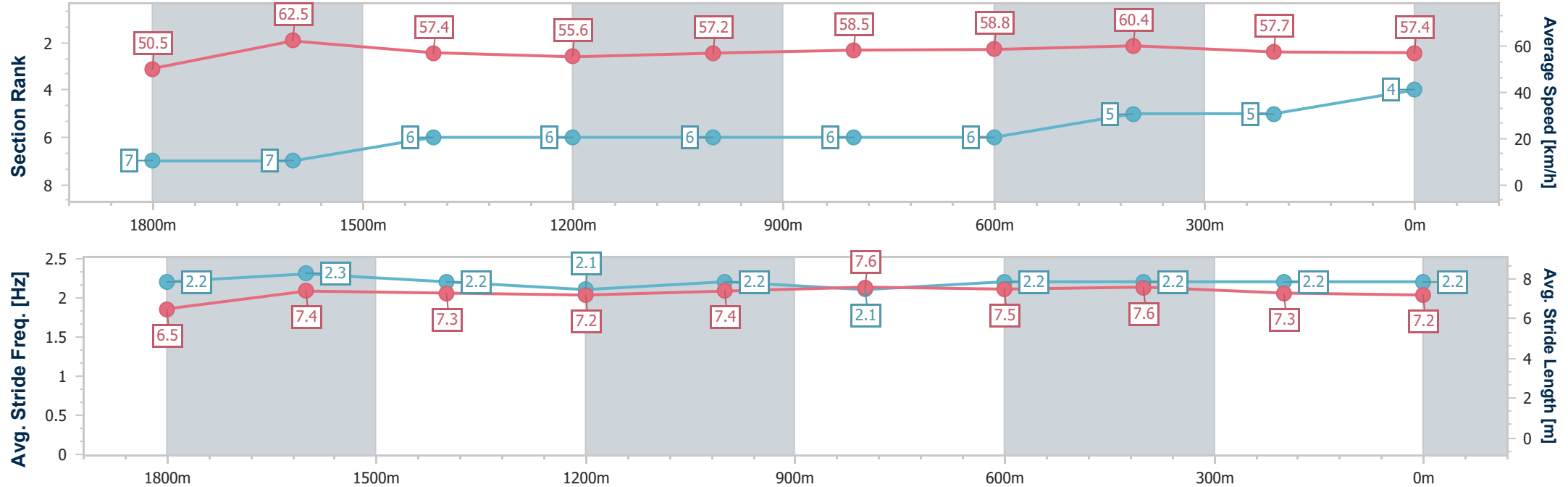
Aquis Park Gold Coast PolyProfessional  
Race 3: KOLLOSCHE REALTY BENCHMARK 62 Handicap - 2000m



25 October 2025 - 14:44

Track Rating: Synthetic, Weather: Fine, Rail Position: True

| Section                | Overall                  | 1800m                    | 1600m                    | 1400m                    | 1200m                    | 1000m                    | 800m                     | 600m                     | 400m                     | 200m                     |  |  |  |
|------------------------|--------------------------|--------------------------|--------------------------|--------------------------|--------------------------|--------------------------|--------------------------|--------------------------|--------------------------|--------------------------|--|--|--|
| Section Times          | 2:05.69 [4]<br>(0:14.26) | 1:51.43 [7]<br>(0:11.53) | 1:39.90 [7]<br>(0:12.64) | 1:27.26 [6]<br>(0:13.02) | 1:14.24 [6]<br>(0:12.59) | 1:01.65 [6]<br>(0:12.34) | 0:49.31 [6]<br>(0:12.24) | 0:37.07 [6]<br>(0:11.93) | 0:25.14 [5]<br>(0:12.50) | 0:12.64 [5]<br>(0:12.64) |  |  |  |
| Average Speed [km/h]   | 50.5                     | 62.5                     | 57.4                     | 55.6                     | 57.2                     | 58.5                     | 58.8                     | 60.4                     | 57.7                     | 57.4                     |  |  |  |
| Top Speed [km/h]       | 65.4                     | 64.9                     | 60.1                     | 58.0                     | 58.8                     | 60.1                     | 60.5                     | 61.3                     | 58.5                     | 58.0                     |  |  |  |
| Avg. Dist. to Rail [m] | 2.9                      | 1.1                      | 1.9                      | 1.0                      | 0.9                      | 0.7                      | 0.2                      | 0.2                      | 0.5                      | 2.1                      |  |  |  |
| Avg. Stride Freq. [Hz] | 2.2                      | 2.3                      | 2.2                      | 2.1                      | 2.2                      | 2.1                      | 2.2                      | 2.2                      | 2.2                      | 2.2                      |  |  |  |
| Avg. Stride Length [m] | 6.5                      | 7.4                      | 7.3                      | 7.2                      | 7.4                      | 7.6                      | 7.5                      | 7.6                      | 7.3                      | 7.2                      |  |  |  |



- [ ] Ranking at each section and finish
- .-.- No data available at this section
- NA No data available



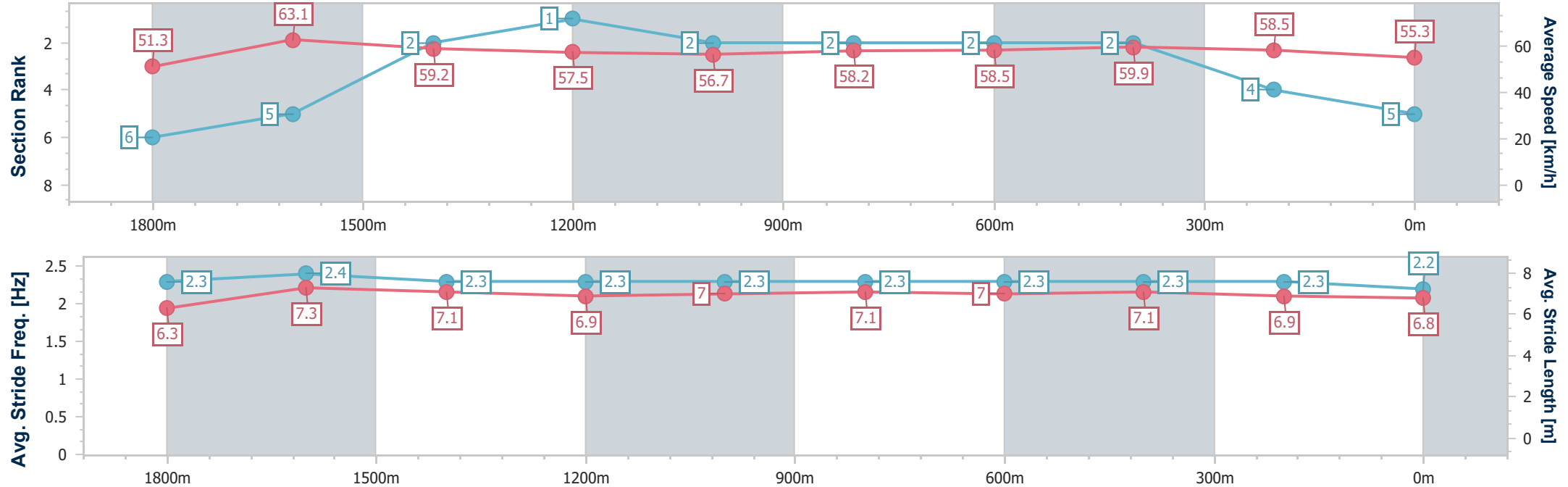
|                                |                 |
|--------------------------------|-----------------|
| Horse/Jockey Name              | Watermelon      |
| Final Rank                     | 5               |
| Fastest Section Time (Section) | 0:11.55 (1800m) |
| Top Speed [km/h] (Section)     | 65.1 (1800m)    |
| Race State                     | Finished        |



Aquis Park Gold Coast PolyProfessional  
Race 3: KOLLOSCHE REALTY BENCHMARK 62 Handicap - 2000m  
25 October 2025 - 14:44  
Track Rating: Synthetic, Weather: Fine, Rail Position: True



| Section                | Overall                  | 1800m                    | 1600m                    | 1400m                    | 1200m                    | 1000m                    | 800m                     | 600m                     | 400m                     | 200m                     |  |  |  |
|------------------------|--------------------------|--------------------------|--------------------------|--------------------------|--------------------------|--------------------------|--------------------------|--------------------------|--------------------------|--------------------------|--|--|--|
| Section Times          | 2:05.75 [5]<br>(0:14.07) | 1:51.68 [6]<br>(0:11.55) | 1:40.13 [5]<br>(0:12.27) | 1:27.86 [2]<br>(0:12.79) | 1:15.07 [1]<br>(0:12.66) | 1:02.41 [2]<br>(0:12.44) | 0:49.97 [2]<br>(0:12.38) | 0:37.59 [2]<br>(0:12.12) | 0:25.47 [2]<br>(0:12.37) | 0:13.10 [4]<br>(0:13.10) |  |  |  |
| Average Speed [km/h]   | 51.3                     | 63.1                     | 59.2                     | 57.5                     | 56.7                     | 58.2                     | 58.5                     | 59.9                     | 58.5                     | 55.3                     |  |  |  |
| Top Speed [km/h]       | 63.8                     | 65.1                     | 61.3                     | 58.4                     | 57.6                     | 58.8                     | 60.0                     | 60.7                     | 59.2                     | 56.7                     |  |  |  |
| Avg. Dist. to Rail [m] | 6.1                      | 3.2                      | 3.3                      | 2.4                      | 2.4                      | 1.9                      | 1.5                      | 1.6                      | 2.8                      | 5.0                      |  |  |  |
| Avg. Stride Freq. [Hz] | 2.3                      | 2.4                      | 2.3                      | 2.3                      | 2.3                      | 2.3                      | 2.3                      | 2.3                      | 2.3                      | 2.2                      |  |  |  |
| Avg. Stride Length [m] | 6.3                      | 7.3                      | 7.1                      | 6.9                      | 7.0                      | 7.1                      | 7.0                      | 7.1                      | 6.9                      | 6.8                      |  |  |  |



[ ] Ranking at each section and finish  
-.-.- No data available at this section  
NA No data available





|                                |                 |
|--------------------------------|-----------------|
| Horse/Jockey Name              | Iron Grace      |
| Final Rank                     | 6               |
| Fastest Section Time (Section) | 0:11.47 (1800m) |
| Top Speed [km/h] (Section)     | 65.1 (1800m)    |
| Race State                     | Finished        |



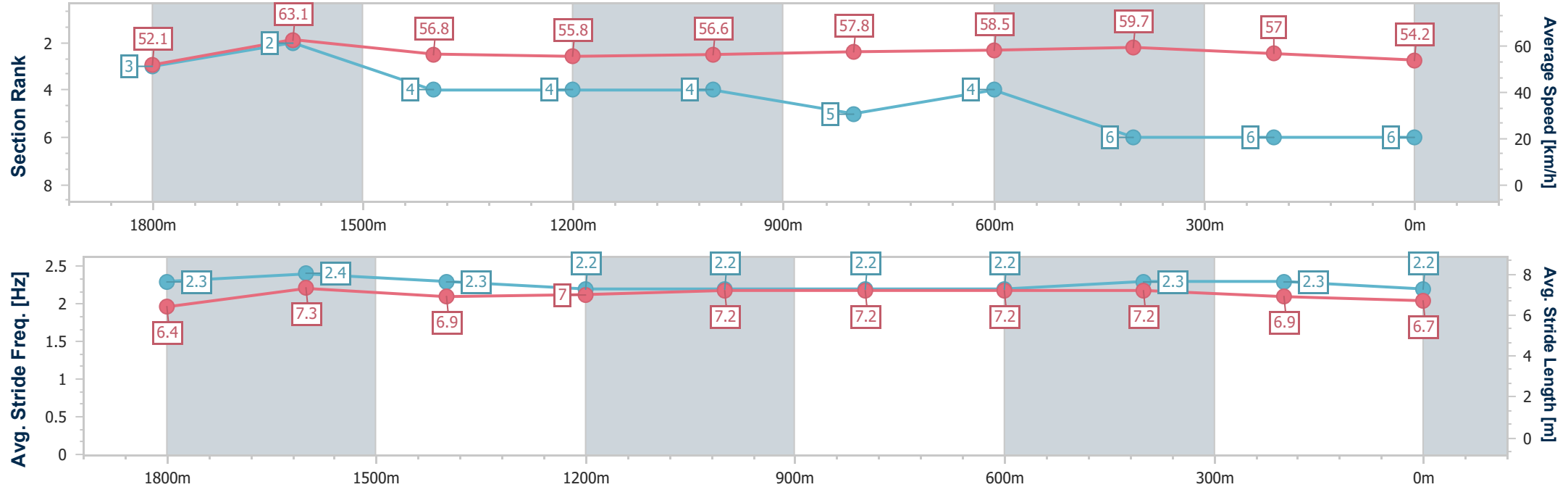
Aquis Park Gold Coast PolyProfessional  
Race 3: KOLLOSCHE REALTY BENCHMARK 62 Handicap - 2000m



25 October 2025 - 14:44

Track Rating: Synthetic, Weather: Fine, Rail Position: True

| Section                | Overall                  | 1800m                    | 1600m                    | 1400m                    | 1200m                    | 1000m                    | 800m                     | 600m                     | 400m                     | 200m                     |  |  |  |
|------------------------|--------------------------|--------------------------|--------------------------|--------------------------|--------------------------|--------------------------|--------------------------|--------------------------|--------------------------|--------------------------|--|--|--|
| Section Times          | 2:06.62 [6]<br>(0:13.84) | 1:52.78 [3]<br>(0:11.47) | 1:41.31 [2]<br>(0:12.78) | 1:28.53 [4]<br>(0:12.94) | 1:15.59 [4]<br>(0:12.74) | 1:02.85 [4]<br>(0:12.47) | 0:50.38 [5]<br>(0:12.34) | 0:38.04 [4]<br>(0:12.06) | 0:25.98 [6]<br>(0:12.61) | 0:13.37 [6]<br>(0:13.37) |  |  |  |
| Average Speed [km/h]   | 52.1                     | 63.1                     | 56.8                     | 55.8                     | 56.6                     | 57.8                     | 58.5                     | 59.7                     | 57.0                     | 54.2                     |  |  |  |
| Top Speed [km/h]       | 64.9                     | 65.1                     | 59.7                     | 57.2                     | 57.1                     | 58.8                     | 59.0                     | 61.4                     | 58.5                     | 55.6                     |  |  |  |
| Avg. Dist. to Rail [m] | 5.4                      | 2.5                      | 2.1                      | 0.9                      | 0.8                      | 0.8                      | 0.7                      | 0.5                      | 1.3                      | 3.5                      |  |  |  |
| Avg. Stride Freq. [Hz] | 2.3                      | 2.4                      | 2.3                      | 2.2                      | 2.2                      | 2.2                      | 2.2                      | 2.3                      | 2.3                      | 2.2                      |  |  |  |
| Avg. Stride Length [m] | 6.4                      | 7.3                      | 6.9                      | 7.0                      | 7.2                      | 7.2                      | 7.2                      | 7.2                      | 6.9                      | 6.7                      |  |  |  |



[ ] Ranking at each section and finish  
-.-.- No data available at this section  
NA No data available



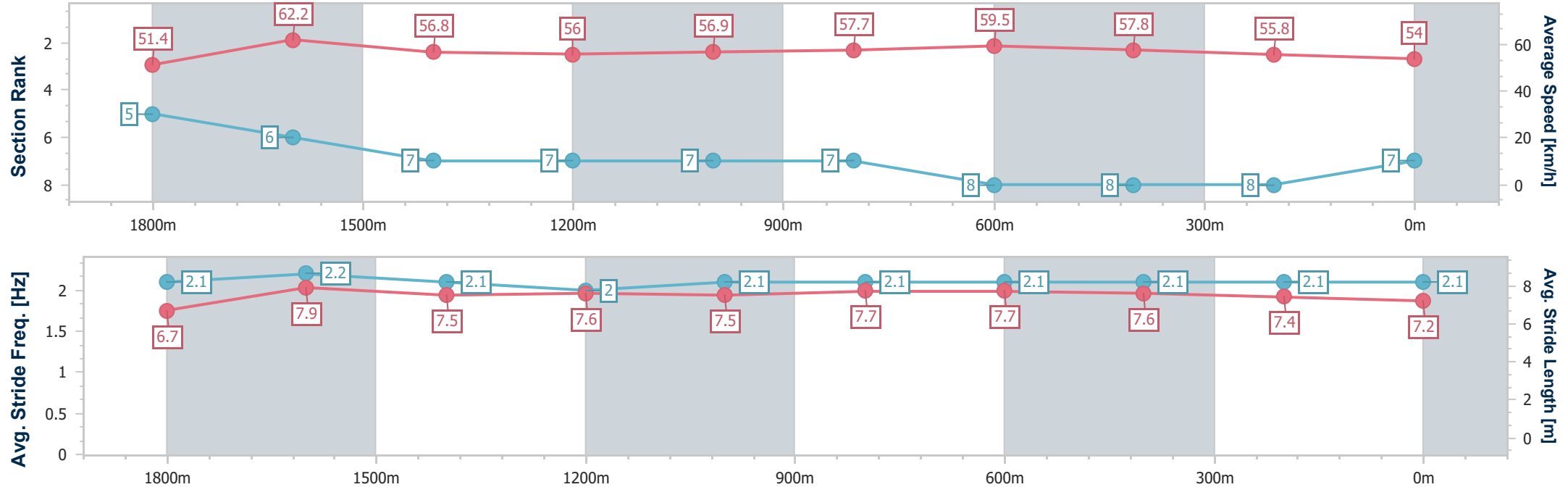
|                                |                 |
|--------------------------------|-----------------|
| Horse/Jockey Name              | Black Typhoon   |
| Final Rank                     | 7               |
| Fastest Section Time (Section) | 0:11.67 (1800m) |
| Top Speed [km/h] (Section)     | 63.7 (Overall)  |
| Race State                     | Finished        |



Aquis Park Gold Coast PolyProfessional  
Race 3: KOLLOSCHE REALTY BENCHMARK 62 Handicap - 2000m  
25 October 2025 - 14:44  
Track Rating: Synthetic, Weather: Fine, Rail Position: True



| Section                | Overall                  | 1800m                    | 1600m                    | 1400m                    | 1200m                    | 1000m                    | 800m                     | 600m                     | 400m                     | 200m                     |  |  |  |
|------------------------|--------------------------|--------------------------|--------------------------|--------------------------|--------------------------|--------------------------|--------------------------|--------------------------|--------------------------|--------------------------|--|--|--|
| Section Times          | 2:07.83 [7]<br>(0:14.00) | 1:53.83 [5]<br>(0:11.67) | 1:42.16 [6]<br>(0:12.78) | 1:29.38 [7]<br>(0:13.07) | 1:16.31 [7]<br>(0:12.64) | 1:03.67 [7]<br>(0:12.54) | 0:51.13 [7]<br>(0:12.23) | 0:38.90 [8]<br>(0:12.55) | 0:26.35 [8]<br>(0:12.97) | 0:13.38 [8]<br>(0:13.38) |  |  |  |
| Average Speed [km/h]   | 51.4                     | 62.2                     | 56.8                     | 56.0                     | 56.9                     | 57.7                     | 59.5                     | 57.8                     | 55.8                     | 54.0                     |  |  |  |
| Top Speed [km/h]       | 63.7                     | 63.6                     | 60.1                     | 57.8                     | 58.8                     | 58.6                     | 60.3                     | 60.9                     | 56.7                     | 56.3                     |  |  |  |
| Avg. Dist. to Rail [m] | 3.7                      | 2.0                      | 3.0                      | 1.7                      | 1.9                      | 1.6                      | 2.2                      | 2.0                      | 2.2                      | 3.4                      |  |  |  |
| Avg. Stride Freq. [Hz] | 2.1                      | 2.2                      | 2.1                      | 2.0                      | 2.1                      | 2.1                      | 2.1                      | 2.1                      | 2.1                      | 2.1                      |  |  |  |
| Avg. Stride Length [m] | 6.7                      | 7.9                      | 7.5                      | 7.6                      | 7.5                      | 7.7                      | 7.7                      | 7.6                      | 7.4                      | 7.2                      |  |  |  |



[ ] Ranking at each section and finish  
- - - - - No data available at this section  
NA No data available



|                                |                 |
|--------------------------------|-----------------|
| Horse/Jockey Name              | Meanasenko      |
| Final Rank                     | 8               |
| Fastest Section Time (Section) | 0:11.62 (1800m) |
| Top Speed [km/h] (Section)     | 63.7 (1800m)    |
| Race State                     | Finished        |



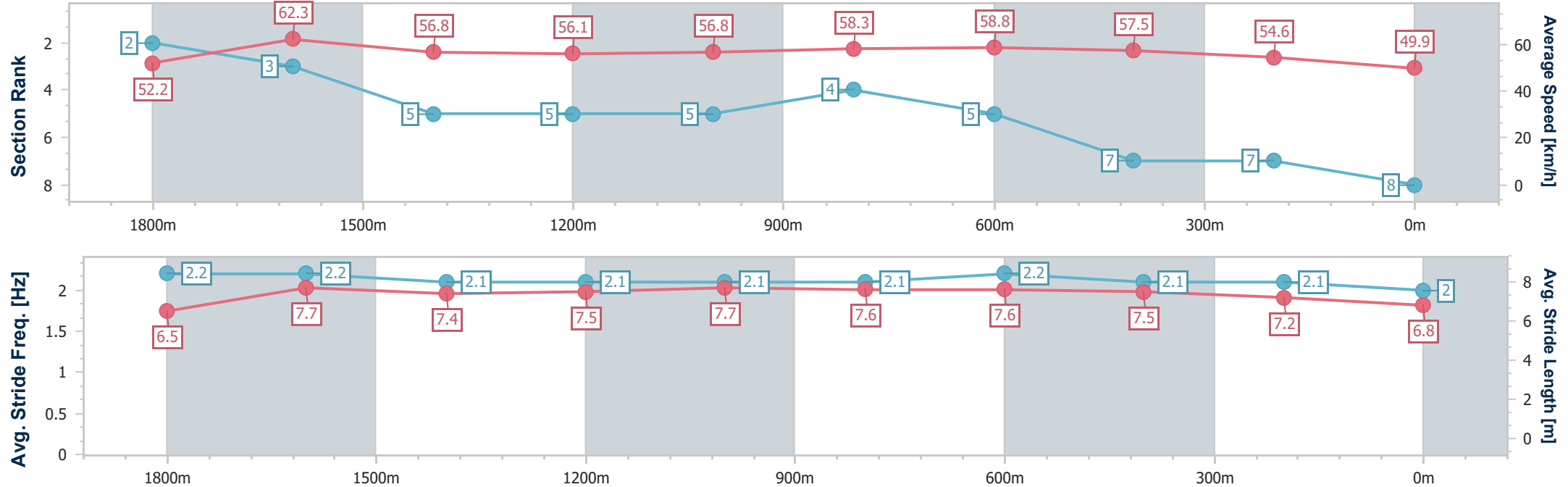
Aquis Park Gold Coast PolyProfessional  
Race 3: KOLLOSCHE REALTY BENCHMARK 62 Handicap -  
2000m



25 October 2025 - 14:44

Track Rating: Synthetic, Weather: Fine, Rail Position: True

| Section                | Overall                  | 1800m                    | 1600m                    | 1400m                    | 1200m                    | 1000m                    | 800m                     | 600m                     | 400m                     | 200m                     |  |  |  |
|------------------------|--------------------------|--------------------------|--------------------------|--------------------------|--------------------------|--------------------------|--------------------------|--------------------------|--------------------------|--------------------------|--|--|--|
| Section Times          | 2:08.91 [8]<br>(0:13.78) | 1:55.13 [2]<br>(0:11.62) | 1:43.51 [3]<br>(0:12.73) | 1:30.78 [5]<br>(0:12.98) | 1:17.80 [5]<br>(0:12.68) | 1:05.12 [5]<br>(0:12.44) | 0:52.68 [4]<br>(0:12.38) | 0:40.30 [5]<br>(0:12.59) | 0:27.71 [7]<br>(0:13.24) | 0:14.47 [7]<br>(0:14.47) |  |  |  |
| Average Speed [km/h]   | 52.2                     | 62.3                     | 56.8                     | 56.1                     | 56.8                     | 58.3                     | 58.8                     | 57.5                     | 54.6                     | 49.9                     |  |  |  |
| Top Speed [km/h]       | 63.5                     | 63.7                     | 59.8                     | 57.8                     | 57.3                     | 59.2                     | 59.7                     | 60.6                     | 55.4                     | 53.7                     |  |  |  |
| Avg. Dist. to Rail [m] | 3.5                      | 1.6                      | 1.5                      | 1.7                      | 2.2                      | 1.8                      | 1.9                      | 1.8                      | 1.3                      | 0.6                      |  |  |  |
| Avg. Stride Freq. [Hz] | 2.2                      | 2.2                      | 2.1                      | 2.1                      | 2.1                      | 2.1                      | 2.2                      | 2.1                      | 2.1                      | 2.0                      |  |  |  |
| Avg. Stride Length [m] | 6.5                      | 7.7                      | 7.4                      | 7.5                      | 7.7                      | 7.6                      | 7.6                      | 7.5                      | 7.2                      | 6.8                      |  |  |  |



- [ ] Ranking at each section and finish
- .-.- No data available at this section
- NA No data available



**Aquis Park Gold Coast PolyProfessional**  
**Race 4: ACCURATE ROAD PROFILING SERVICES BENCHMARK 65**  
**Handicap - 1100m**  
**25 October 2025 - 15:19**



Track Rating: Synthetic, Weather: Fine, Rail Position: True

| Section     |                    | Overall   |                  |                 |             | 1000m       | 800m        | 600m        | 400m        | 200m        | Last 600m |                        |    |
|-------------|--------------------|-----------|------------------|-----------------|-------------|-------------|-------------|-------------|-------------|-------------|-----------|------------------------|----|
| Field Times |                    | 1:03.65   |                  |                 |             | 0:56.09     | 0:45.62     | 0:34.82     | 0:23.72     | 0:12.26     | 0:34.82   |                        |    |
|             |                    | (0:07.56) |                  |                 |             | (0:10.47)   | (0:10.80)   | (0:11.10)   | (0:11.46)   | (0:12.26)   |           |                        |    |
| Rank        | TAB Horse/Jockey   | Barrier   | Top Speed [km/h] | Fastest Section |             |             |             |             |             |             | Margin    | Distance Travelled [m] |    |
| 1           | 3 RICH MINX        | 1         | 70.6             | 0:07.56         | 1:03.65 [1] | 0:56.09 [1] | 0:45.62 [1] | 0:34.82 [1] | 0:23.72 [1] | 0:12.26 [1] | 1:03.65   | 0:34.82                |    |
|             | Fiona Sandkuhl     |           | 1000m            | Overall         | (0:07.56)   | (0:10.47)   | (0:10.80)   | (0:11.10)   | (0:11.46)   | (0:12.26)   |           |                        |    |
| 2           | 4 SPIRIT OF BRODIE | 6         | 69.9             | 0:07.70         | 1:04.64 [2] | 0:56.94 [4] | 0:46.19 [5] | 0:35.55 [4] | 0:24.28 [5] | 0:12.57 [2] | 5.8L      | 0:35.55                | +7 |
|             | Bella Youngberry   |           | 1000m            | Overall         | (0:07.70)   | (0:10.75)   | (0:10.64)   | (0:11.27)   | (0:11.71)   | (0:12.57)   |           |                        |    |
| 3           | 9 SHIPPING LANE    | 4         | 69.4             | 0:08.10         | 1:04.78 [3] | 0:56.68 [7] | 0:46.05 [7] | 0:35.40 [7] | 0:24.19 [6] | 0:12.39 [6] | 6.6L      | 0:35.40                | +3 |
|             | Brandon Lerena     |           | 1000m            | Overall         | (0:08.10)   | (0:10.63)   | (0:10.65)   | (0:11.21)   | (0:11.80)   | (0:12.39)   |           |                        |    |
| 4           | 7 MISSY NO NAY     | 5         | 77.3             | 0:07.67         | 1:05.01 [4] | 0:57.34 [3] | 0:46.76 [3] | 0:35.88 [5] | 0:24.68 [3] | 0:12.80 [4] | 7.9L      | 0:35.88                | +9 |
|             | Sariah Champkin    |           | 800m             | Overall         | (0:07.67)   | (0:10.58)   | (0:10.88)   | (0:11.20)   | (0:11.88)   | (0:12.80)   |           |                        |    |
| 5           | 1 I AM VOODOO      | 3         | 70.3             | 0:07.86         | 1:05.16 [5] | 0:57.30 [6] | 0:46.72 [4] | 0:36.12 [3] | 0:24.81 [4] | 0:12.90 [5] | 8.7L      | 0:36.12                | +0 |
|             | Leah Martyn        |           | 800m             | Overall         | (0:07.86)   | (0:10.58)   | (0:10.60)   | (0:11.31)   | (0:11.91)   | (0:12.90)   |           |                        |    |
| 6           | 8 RUSSIAN PINS     | 2         | 71.1             | 0:07.62         | 1:05.38 [6] | 0:57.76 [2] | 0:47.31 [2] | 0:36.45 [2] | 0:25.14 [2] | 0:13.18 [3] | 10L       | 0:36.45                | +4 |
|             | Courtney Bellamy   |           | 1000m            | Overall         | (0:07.62)   | (0:10.45)   | (0:10.86)   | (0:11.31)   | (0:11.96)   | (0:13.18)   |           |                        |    |
| 7           | 6 SPEED MAP        | 7         | 69.4             | 0:07.85         | 1:05.91 [7] | 0:58.06 [5] | 0:47.25 [6] | 0:36.53 [6] | 0:25.20 [7] | 0:13.08 [7] | 13L       | 0:36.53                | +8 |
|             | Dylan Turner       |           | 800m             | Overall         | (0:07.85)   | (0:10.81)   | (0:10.72)   | (0:11.33)   | (0:12.12)   | (0:13.08)   |           |                        |    |

Scratched: Platinum Lies (#5), King Spirit (#2)



|                                |                   |
|--------------------------------|-------------------|
| Horse/Jockey Name              | Rich Minx         |
| Final Rank                     | 1                 |
| Fastest Section Time (Section) | 0:07.56 (Overall) |
| Top Speed [km/h] (Section)     | 70.6 (1000m)      |
| Race State                     | Finished          |



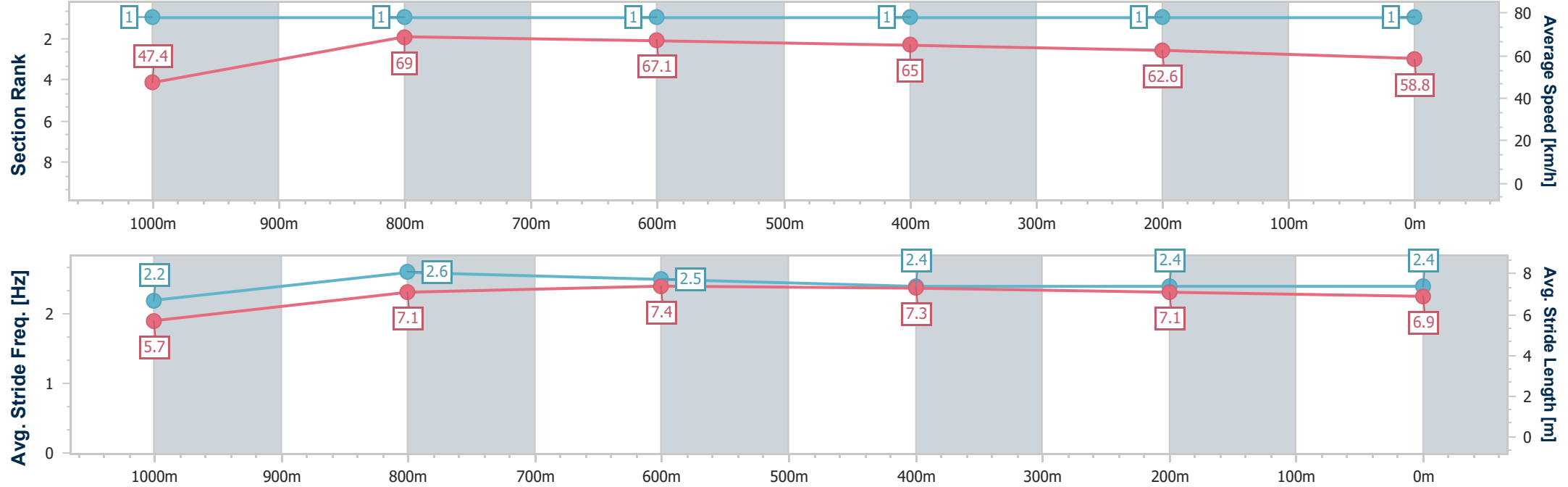
Aquis Park Gold Coast PolyProfessional  
Race 4: ACCURATE ROAD PROFILING SERVICES  
BENCHMARK 65 Handicap - 1100m



25 October 2025 - 15:19

Track Rating: Synthetic, Weather: Fine, Rail Position: True

| Section                | Overall                  | 1000m                    | 800m                     | 600m                     | 400m                     | 200m                     |  |  |  |  |  |  |  |
|------------------------|--------------------------|--------------------------|--------------------------|--------------------------|--------------------------|--------------------------|--|--|--|--|--|--|--|
| Section Times          | 1:03.65 [1]<br>(0:07.56) | 0:56.09 [1]<br>(0:10.47) | 0:45.62 [1]<br>(0:10.80) | 0:34.82 [1]<br>(0:11.10) | 0:23.72 [1]<br>(0:11.46) | 0:12.26 [1]<br>(0:12.26) |  |  |  |  |  |  |  |
| Average Speed [km/h]   | 47.4                     | 69.0                     | 67.1                     | 65.0                     | 62.6                     | 58.8                     |  |  |  |  |  |  |  |
| Top Speed [km/h]       | 65.5                     | 70.6                     | 68.0                     | 67.0                     | 64.0                     | 61.7                     |  |  |  |  |  |  |  |
| Avg. Dist. to Rail [m] | 1.5                      | 0.6                      | 1.2                      | 1.1                      | 0.8                      | 0.1                      |  |  |  |  |  |  |  |
| Avg. Stride Freq. [Hz] | 2.2                      | 2.6                      | 2.5                      | 2.4                      | 2.4                      | 2.4                      |  |  |  |  |  |  |  |
| Avg. Stride Length [m] | 5.7                      | 7.1                      | 7.4                      | 7.3                      | 7.1                      | 6.9                      |  |  |  |  |  |  |  |



- [ ] Ranking at each section and finish
- .-.- No data available at this section
- NA No data available



|                                |                   |
|--------------------------------|-------------------|
| Horse/Jockey Name              | Spirit Of Brodie  |
| Final Rank                     | 2                 |
| Fastest Section Time (Section) | 0:07.70 (Overall) |
| Top Speed [km/h] (Section)     | 69.9 (1000m)      |
| Race State                     | Finished          |



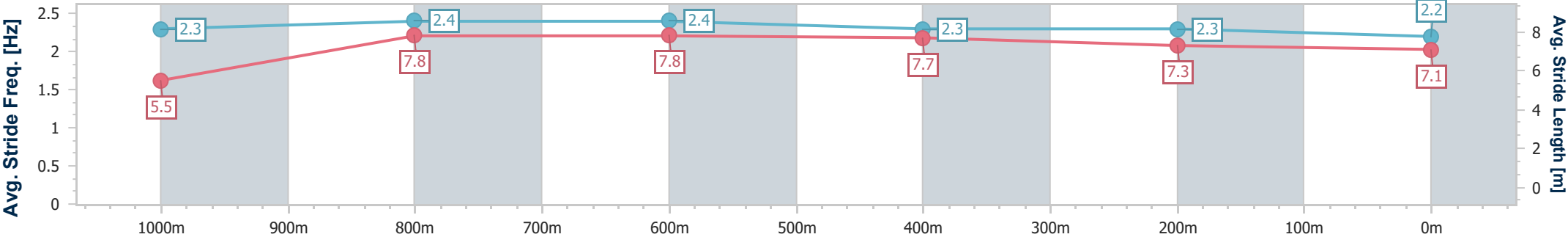
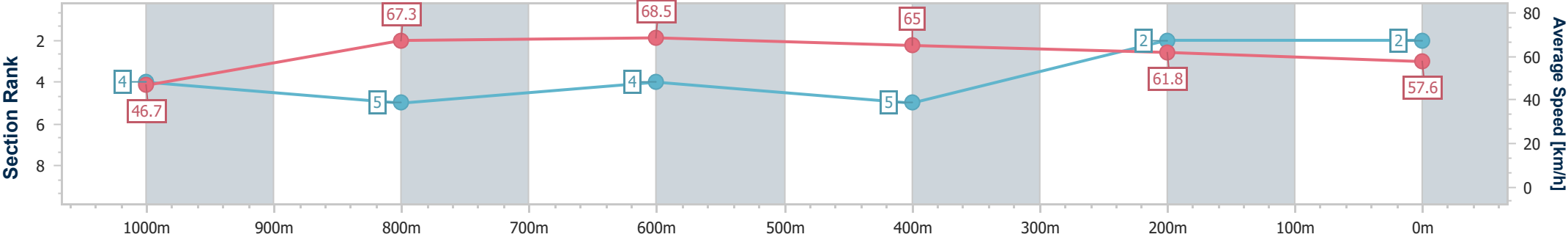
Aquis Park Gold Coast PolyProfessional  
Race 4: ACCURATE ROAD PROFILING SERVICES  
BENCHMARK 65 Handicap - 1100m



25 October 2025 - 15:19

Track Rating: Synthetic, Weather: Fine, Rail Position: True

| Section                | Overall                  | 1000m                    | 800m                     | 600m                     | 400m                     | 200m                     |  |  |  |  |  |  |  |
|------------------------|--------------------------|--------------------------|--------------------------|--------------------------|--------------------------|--------------------------|--|--|--|--|--|--|--|
| Section Times          | 1:04.64 [2]<br>(0:07.70) | 0:56.94 [4]<br>(0:10.75) | 0:46.19 [5]<br>(0:10.64) | 0:35.55 [4]<br>(0:11.27) | 0:24.28 [5]<br>(0:11.71) | 0:12.57 [2]<br>(0:12.57) |  |  |  |  |  |  |  |
| Average Speed [km/h]   | 46.7                     | 67.3                     | 68.5                     | 65.0                     | 61.8                     | 57.6                     |  |  |  |  |  |  |  |
| Top Speed [km/h]       | 63.7                     | 69.9                     | 69.5                     | 68.7                     | 63.8                     | 59.7                     |  |  |  |  |  |  |  |
| Avg. Dist. to Rail [m] | 5.3                      | 1.8                      | 2.7                      | 3.3                      | 2.9                      | 2.1                      |  |  |  |  |  |  |  |
| Avg. Stride Freq. [Hz] | 2.3                      | 2.4                      | 2.4                      | 2.3                      | 2.3                      | 2.2                      |  |  |  |  |  |  |  |
| Avg. Stride Length [m] | 5.5                      | 7.8                      | 7.8                      | 7.7                      | 7.3                      | 7.1                      |  |  |  |  |  |  |  |



- [ ] Ranking at each section and finish
- .-.- No data available at this section
- NA No data available



|                                |                   |
|--------------------------------|-------------------|
| Horse/Jockey Name              | Shipping Lane     |
| Final Rank                     | 3                 |
| Fastest Section Time (Section) | 0:08.10 (Overall) |
| Top Speed [km/h] (Section)     | 69.4 (1000m)      |
| Race State                     | Finished          |



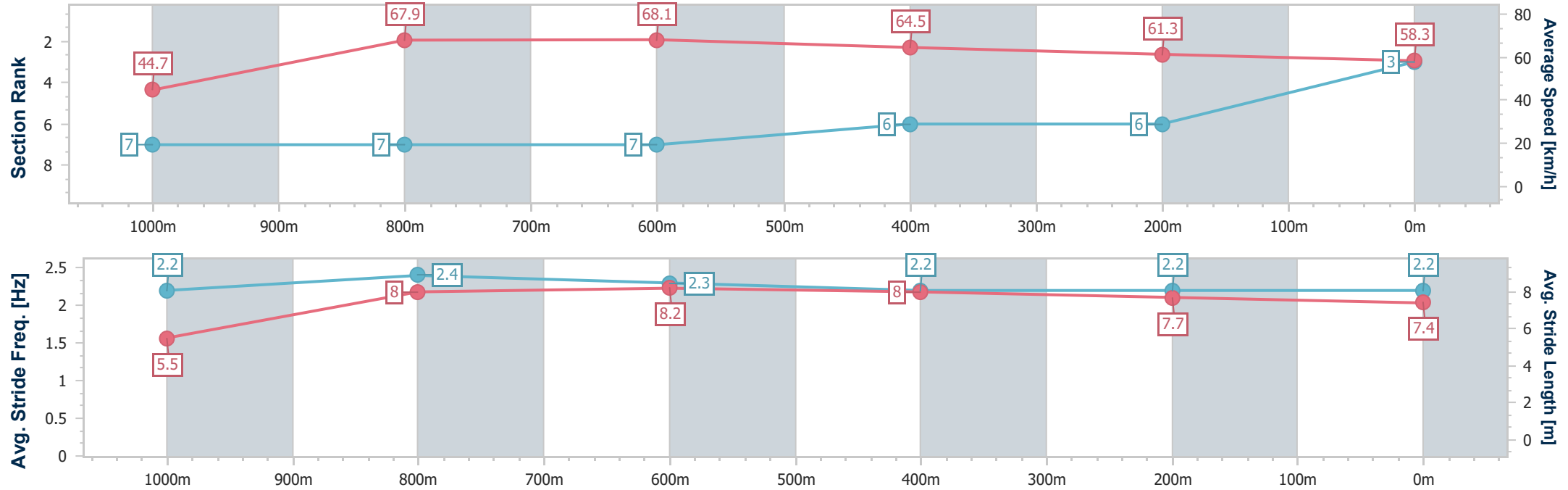
Aquis Park Gold Coast PolyProfessional  
Race 4: ACCURATE ROAD PROFILING SERVICES  
BENCHMARK 65 Handicap - 1100m



25 October 2025 - 15:19

Track Rating: Synthetic, Weather: Fine, Rail Position: True

| Section                | Overall                  | 1000m                    | 800m                     | 600m                     | 400m                     | 200m                     |  |  |  |  |  |  |  |  |
|------------------------|--------------------------|--------------------------|--------------------------|--------------------------|--------------------------|--------------------------|--|--|--|--|--|--|--|--|
| Section Times          | 1:04.78 [3]<br>(0:08.10) | 0:56.68 [7]<br>(0:10.63) | 0:46.05 [7]<br>(0:10.65) | 0:35.40 [7]<br>(0:11.21) | 0:24.19 [6]<br>(0:11.80) | 0:12.39 [6]<br>(0:12.39) |  |  |  |  |  |  |  |  |
| Average Speed [km/h]   | 44.7                     | 67.9                     | 68.1                     | 64.5                     | 61.3                     | 58.3                     |  |  |  |  |  |  |  |  |
| Top Speed [km/h]       | 64.7                     | 69.4                     | 68.9                     | 68.0                     | 62.4                     | 60.9                     |  |  |  |  |  |  |  |  |
| Avg. Dist. to Rail [m] | 4.5                      | 2.1                      | 0.7                      | 1.1                      | 2.8                      | 4.5                      |  |  |  |  |  |  |  |  |
| Avg. Stride Freq. [Hz] | 2.2                      | 2.4                      | 2.3                      | 2.2                      | 2.2                      | 2.2                      |  |  |  |  |  |  |  |  |
| Avg. Stride Length [m] | 5.5                      | 8.0                      | 8.2                      | 8.0                      | 7.7                      | 7.4                      |  |  |  |  |  |  |  |  |



- [ ] Ranking at each section and finish
- .-.- No data available at this section
- NA No data available



|                                |                   |
|--------------------------------|-------------------|
| Horse/Jockey Name              | Missy No Nay      |
| Final Rank                     | 4                 |
| Fastest Section Time (Section) | 0:07.67 (Overall) |
| Top Speed [km/h] (Section)     | 77.3 (800m)       |
| Race State                     | Finished          |



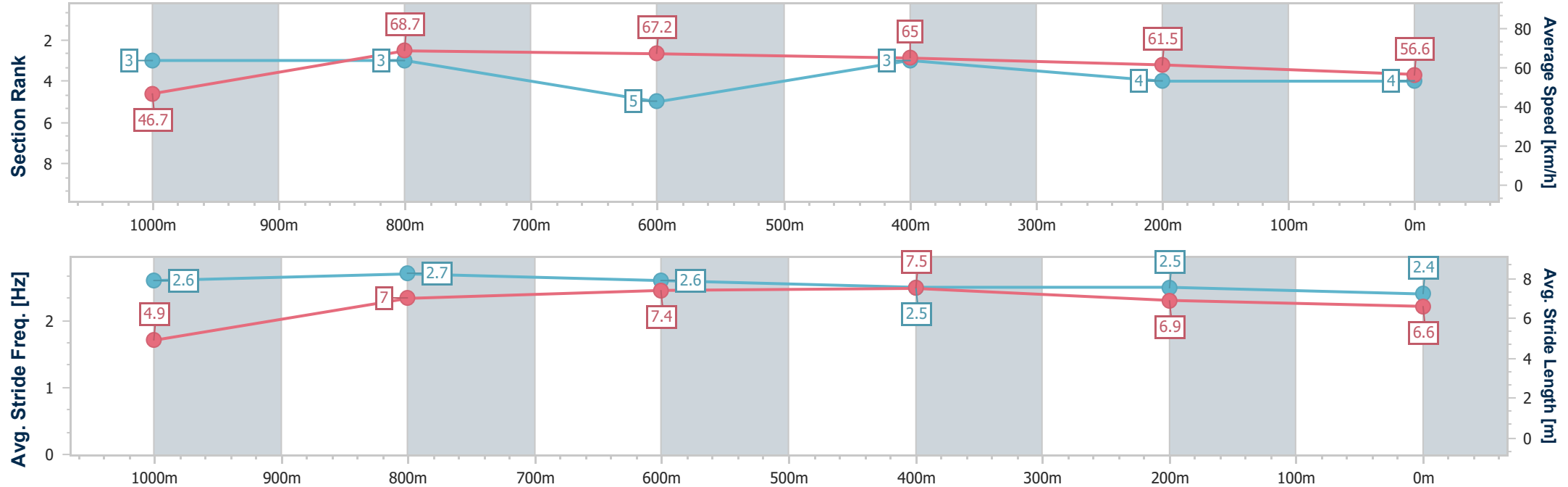
Aquis Park Gold Coast PolyProfessional  
Race 4: ACCURATE ROAD PROFILING SERVICES  
BENCHMARK 65 Handicap - 1100m



25 October 2025 - 15:19

Track Rating: Synthetic, Weather: Fine, Rail Position: True

| Section                | Overall                  | 1000m                    | 800m                     | 600m                     | 400m                     | 200m                     |  |  |  |  |  |  |  |
|------------------------|--------------------------|--------------------------|--------------------------|--------------------------|--------------------------|--------------------------|--|--|--|--|--|--|--|
| Section Times          | 1:05.01 [4]<br>(0:07.67) | 0:57.34 [3]<br>(0:10.58) | 0:46.76 [3]<br>(0:10.88) | 0:35.88 [5]<br>(0:11.20) | 0:24.68 [3]<br>(0:11.88) | 0:12.80 [4]<br>(0:12.80) |  |  |  |  |  |  |  |
| Average Speed [km/h]   | 46.7                     | 68.7                     | 67.2                     | 65.0                     | 61.5                     | 56.6                     |  |  |  |  |  |  |  |
| Top Speed [km/h]       | 66.2                     | 70.1                     | 77.3                     | 72.5                     | 63.9                     | 60.0                     |  |  |  |  |  |  |  |
| Avg. Dist. to Rail [m] | 4.6                      | 2.1                      | 3.0                      | 3.2                      | 4.4                      | 3.0                      |  |  |  |  |  |  |  |
| Avg. Stride Freq. [Hz] | 2.6                      | 2.7                      | 2.6                      | 2.5                      | 2.5                      | 2.4                      |  |  |  |  |  |  |  |
| Avg. Stride Length [m] | 4.9                      | 7.0                      | 7.4                      | 7.5                      | 6.9                      | 6.6                      |  |  |  |  |  |  |  |







|                                |                   |
|--------------------------------|-------------------|
| Horse/Jockey Name              | I Am Voodoo       |
| Final Rank                     | 5                 |
| Fastest Section Time (Section) | 0:07.86 (Overall) |
| Top Speed [km/h] (Section)     | 70.3 (800m)       |
| Race State                     | Finished          |



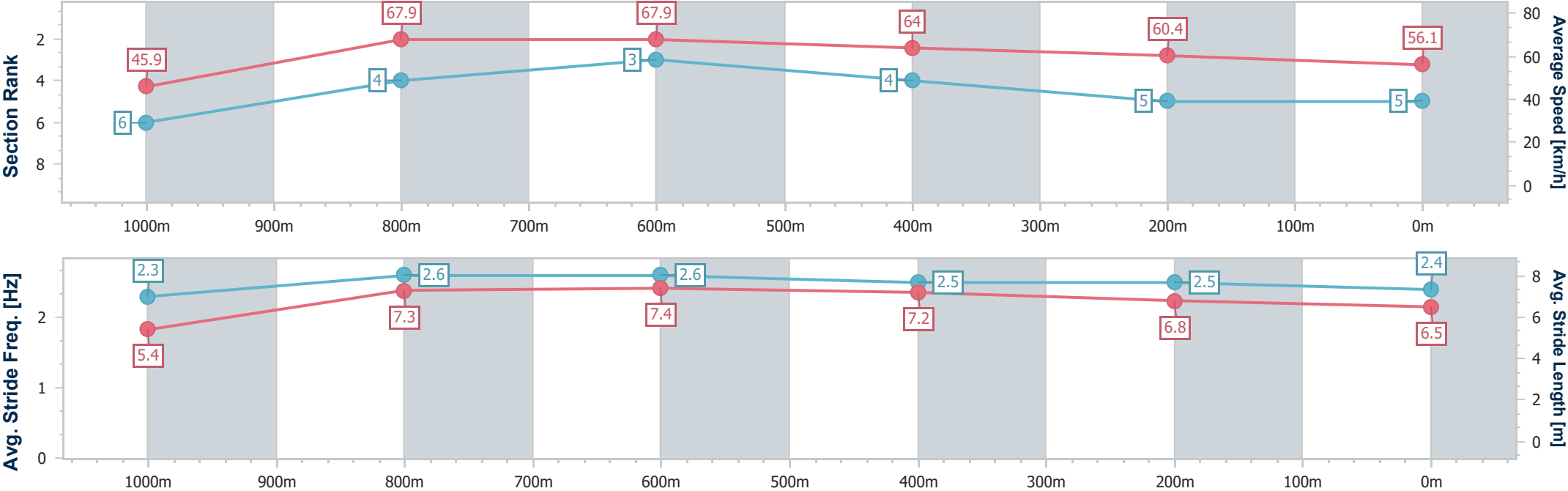
Aquis Park Gold Coast PolyProfessional  
Race 4: ACCURATE ROAD PROFILING SERVICES  
BENCHMARK 65 Handicap - 1100m



25 October 2025 - 15:19

Track Rating: Synthetic, Weather: Fine, Rail Position: True

| Section                | Overall                  | 1000m                    | 800m                     | 600m                     | 400m                     | 200m                     |  |  |  |  |  |  |  |
|------------------------|--------------------------|--------------------------|--------------------------|--------------------------|--------------------------|--------------------------|--|--|--|--|--|--|--|
| Section Times          | 1:05.16 [5]<br>(0:07.86) | 0:57.30 [6]<br>(0:10.58) | 0:46.72 [4]<br>(0:10.60) | 0:36.12 [3]<br>(0:11.31) | 0:24.81 [4]<br>(0:11.91) | 0:12.90 [5]<br>(0:12.90) |  |  |  |  |  |  |  |
| Average Speed [km/h]   | 45.9                     | 67.9                     | 67.9                     | 64.0                     | 60.4                     | 56.1                     |  |  |  |  |  |  |  |
| Top Speed [km/h]       | 64.1                     | 69.9                     | 70.3                     | 66.4                     | 61.9                     | 58.8                     |  |  |  |  |  |  |  |
| Avg. Dist. to Rail [m] | 3.0                      | 0.5                      | 0.6                      | 0.3                      | 0.4                      | 0.4                      |  |  |  |  |  |  |  |
| Avg. Stride Freq. [Hz] | 2.3                      | 2.6                      | 2.6                      | 2.5                      | 2.5                      | 2.4                      |  |  |  |  |  |  |  |
| Avg. Stride Length [m] | 5.4                      | 7.3                      | 7.4                      | 7.2                      | 6.8                      | 6.5                      |  |  |  |  |  |  |  |





|                                |                   |
|--------------------------------|-------------------|
| Horse/Jockey Name              | Russian Pins      |
| Final Rank                     | 6                 |
| Fastest Section Time (Section) | 0:07.62 (Overall) |
| Top Speed [km/h] (Section)     | 71.1 (1000m)      |
| Race State                     | Finished          |



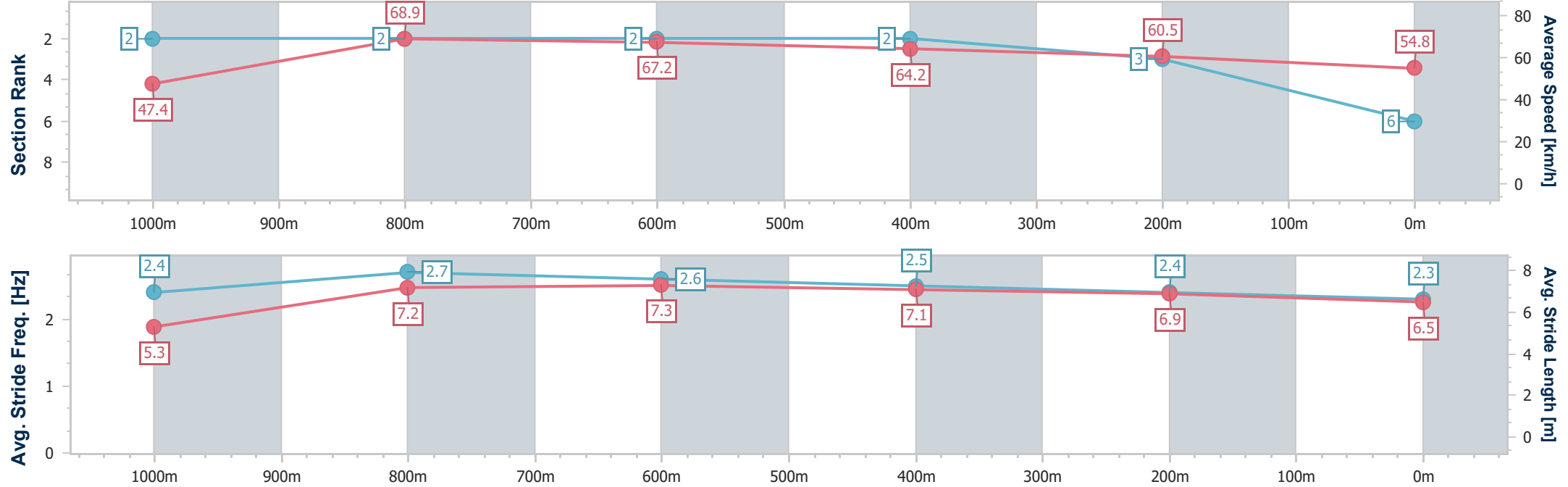
Aquis Park Gold Coast PolyProfessional  
Race 4: ACCURATE ROAD PROFILING SERVICES  
BENCHMARK 65 Handicap - 1100m



25 October 2025 - 15:19

Track Rating: Synthetic, Weather: Fine, Rail Position: True

| Section                | Overall                  | 1000m                    | 800m                     | 600m                     | 400m                     | 200m                     |  |  |  |  |  |  |  |
|------------------------|--------------------------|--------------------------|--------------------------|--------------------------|--------------------------|--------------------------|--|--|--|--|--|--|--|
| Section Times          | 1:05.38 [6]<br>(0:07.62) | 0:57.76 [2]<br>(0:10.45) | 0:47.31 [2]<br>(0:10.86) | 0:36.45 [2]<br>(0:11.31) | 0:25.14 [2]<br>(0:11.96) | 0:13.18 [3]<br>(0:13.18) |  |  |  |  |  |  |  |
| Average Speed [km/h]   | 47.4                     | 68.9                     | 67.2                     | 64.2                     | 60.5                     | 54.8                     |  |  |  |  |  |  |  |
| Top Speed [km/h]       | 65.3                     | 71.1                     | 69.0                     | 66.7                     | 62.4                     | 57.6                     |  |  |  |  |  |  |  |
| Avg. Dist. to Rail [m] | 1.9                      | 0.7                      | 1.9                      | 2.1                      | 1.4                      | 2.1                      |  |  |  |  |  |  |  |
| Avg. Stride Freq. [Hz] | 2.4                      | 2.7                      | 2.6                      | 2.5                      | 2.4                      | 2.3                      |  |  |  |  |  |  |  |
| Avg. Stride Length [m] | 5.3                      | 7.2                      | 7.3                      | 7.1                      | 6.9                      | 6.5                      |  |  |  |  |  |  |  |



- [ ] Ranking at each section and finish
- .-.- No data available at this section
- NA No data available



|                                |                   |
|--------------------------------|-------------------|
| Horse/Jockey Name              | Speed Map         |
| Final Rank                     | 7                 |
| Fastest Section Time (Section) | 0:07.85 (Overall) |
| Top Speed [km/h] (Section)     | 69.4 (800m)       |
| Race State                     | Finished          |



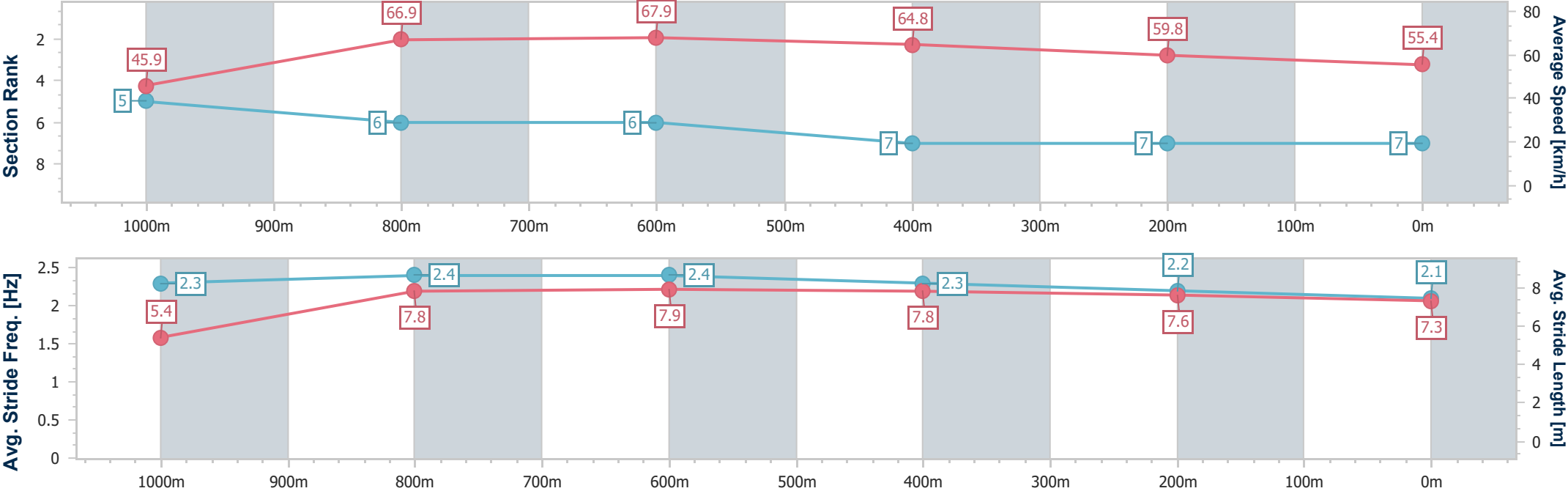
Aquis Park Gold Coast PolyProfessional  
Race 4: ACCURATE ROAD PROFILING SERVICES  
BENCHMARK 65 Handicap - 1100m



25 October 2025 - 15:19

Track Rating: Synthetic, Weather: Fine, Rail Position: True

| Section                | Overall                  | 1000m                    | 800m                     | 600m                     | 400m                     | 200m                     |  |  |  |  |  |  |  |
|------------------------|--------------------------|--------------------------|--------------------------|--------------------------|--------------------------|--------------------------|--|--|--|--|--|--|--|
| Section Times          | 1:05.91 [7]<br>(0:07.85) | 0:58.06 [5]<br>(0:10.81) | 0:47.25 [6]<br>(0:10.72) | 0:36.53 [6]<br>(0:11.33) | 0:25.20 [7]<br>(0:12.12) | 0:13.08 [7]<br>(0:13.08) |  |  |  |  |  |  |  |
| Average Speed [km/h]   | 45.9                     | 66.9                     | 67.9                     | 64.8                     | 59.8                     | 55.4                     |  |  |  |  |  |  |  |
| Top Speed [km/h]       | 63.5                     | 69.3                     | 69.4                     | 68.0                     | 62.4                     | 57.5                     |  |  |  |  |  |  |  |
| Avg. Dist. to Rail [m] | 6.2                      | 2.8                      | 2.5                      | 3.3                      | 4.7                      | 4.9                      |  |  |  |  |  |  |  |
| Avg. Stride Freq. [Hz] | 2.3                      | 2.4                      | 2.4                      | 2.3                      | 2.2                      | 2.1                      |  |  |  |  |  |  |  |
| Avg. Stride Length [m] | 5.4                      | 7.8                      | 7.9                      | 7.8                      | 7.6                      | 7.3                      |  |  |  |  |  |  |  |





**Aquis Park Gold Coast PolyProfessional**  
**Race 5: ARRON KENNEDY MEMORIAL BENCHMARK 58 Handicap - 1540m**

**25 October 2025 - 16:00**



**Track Rating: Synthetic, Weather: Fine, Rail Position: True**

| Section     |     |                  |         |                     |                    | Overall              | 1400m                | 1200m                | 1000m                | 800m                 | 600m                 | 400m                 | Last 600m   |                           |  |
|-------------|-----|------------------|---------|---------------------|--------------------|----------------------|----------------------|----------------------|----------------------|----------------------|----------------------|----------------------|-------------|---------------------------|--|
| Field Times |     |                  |         |                     |                    | 1:33.85<br>(0:10.23) | 1:23.62<br>(0:11.37) | 1:12.25<br>(0:11.21) | 1:01.04<br>(0:11.62) | 0:49.42<br>(0:11.84) | 0:37.58<br>(0:12.02) | 0:25.56<br>(0:12.70) | 0:37.58     |                           |  |
| Rank        | TAB | Horse/Jockey     | Barrier | Top Speed<br>[km/h] | Fastest<br>Section |                      |                      |                      |                      |                      |                      |                      |             | Distance<br>Travelled [m] |  |
| 1           | 3   | BIRMINGHAM       | 5       | 65.3                | 0:10.25            | 1:33.85 [1]          | 1:23.60 [3]          | 1:12.05 [4]          | 1:00.61 [4]          | 0:48.80 [4]          | 0:36.90 [4]          | 0:25.14 [3]          | 0:36.90     |                           |  |
|             |     | Colleen Krahn    |         | 1400m               | Overall            | (0:10.25)            | (0:11.55)            | (0:11.44)            | (0:11.81)            | (0:11.90)            | (0:11.76)            | (0:12.28)            |             |                           |  |
| 2           | 9   | SISTINE CHAPEL   | 3       | 63.7                | 0:10.26            | 1:34.14 [2]          | 1:23.88 [4]          | 1:12.54 [1]          | 1:01.13 [2]          | 0:49.27 [2]          | 0:37.41 [2]          | 0:25.44 [2]          | 0:37.41 -14 |                           |  |
|             |     | Bella Youngberry |         | 1200m               | Overall            | (0:10.26)            | (0:11.34)            | (0:11.41)            | (0:11.86)            | (0:11.86)            | (0:11.97)            | (0:12.52)            |             |                           |  |
| 3           | 1   | BLACK MINTO      | 8       | 66.5                | 0:10.23            | 1:34.19 [3]          | 1:23.96 [2]          | 1:12.49 [2]          | 1:01.38 [1]          | 0:49.76 [1]          | 0:37.92 [1]          | 0:25.90 [1]          | 0:37.92 -7  |                           |  |
|             |     | Courtney Bellamy |         | 1400m               | Overall            | (0:10.23)            | (0:11.47)            | (0:11.11)            | (0:11.62)            | (0:11.84)            | (0:12.02)            | (0:12.72)            |             |                           |  |
| 4           | 7   | DEEP DRIVE       | 6       | 64.1                | 0:10.55            | 1:34.22 [4]          | 1:23.67 [8]          | 1:11.91 [9]          | 1:00.30 [9]          | 0:48.61 [9]          | 0:37.06 [6]          | 0:25.28 [5]          | 0:37.06 -2  |                           |  |
|             |     | Danny Peisley    |         | 800m                | Overall            | (0:10.55)            | (0:11.76)            | (0:11.61)            | (0:11.69)            | (0:11.55)            | (0:11.78)            | (0:12.40)            |             |                           |  |
| 5           | 8   | TARADALE         | 7       | 63.6                | 0:10.59            | 1:34.49 [5]          | 1:23.90 [9]          | 1:12.26 [7]          | 1:00.75 [8]          | 0:48.90 [8]          | 0:37.14 [9]          | 0:25.17 [8]          | 0:37.14 -4  |                           |  |
|             |     | Micheal Hellyer  |         | 1400m               | Overall            | (0:10.59)            | (0:11.64)            | (0:11.51)            | (0:11.85)            | (0:11.76)            | (0:11.97)            | (0:12.40)            |             |                           |  |
| 6           | 4   | NEOCLASSICISM    | 2       | 64.7                | 0:10.47            | 1:34.56 [6]          | 1:24.09 [7]          | 1:12.54 [5]          | 1:01.18 [5]          | 0:49.36 [5]          | 0:37.50 [5]          | 0:25.57 [6]          | 0:37.50 -10 |                           |  |
|             |     | Brandon Lerena   |         | 1200m               | Overall            | (0:10.47)            | (0:11.55)            | (0:11.36)            | (0:11.82)            | (0:11.86)            | (0:11.93)            | (0:12.39)            |             |                           |  |
| 7           | 5   | EASTOWN          | 9       | 64.2                | 0:10.35            | 1:34.94 [7]          | 1:24.59 [5]          | 1:12.71 [8]          | 1:01.28 [7]          | 0:49.50 [7]          | 0:37.65 [8]          | 0:25.74 [7]          | 0:37.65 -5  |                           |  |
|             |     | Yvette Lewis     |         | 1200m               | Overall            | (0:10.35)            | (0:11.88)            | (0:11.43)            | (0:11.78)            | (0:11.85)            | (0:11.91)            | (0:12.50)            |             |                           |  |
| 8           | 10  | HELL OF A PRINCE | 4       | 64.0                | 0:10.23            | 1:35.26 [8]          | 1:25.03 [1]          | 1:13.50 [3]          | 1:02.07 [3]          | 0:50.25 [3]          | 0:38.39 [3]          | 0:26.33 [4]          | 0:38.39 -11 |                           |  |
|             |     | Anthony Allen    |         | 1200m               | Overall            | (0:10.23)            | (0:11.53)            | (0:11.43)            | (0:11.82)            | (0:11.86)            | (0:12.06)            | (0:12.90)            |             |                           |  |
| 9           | 6   | CALVARY          | 1       | 63.2                | 0:10.47            | 1:35.34 [9]          | 1:24.87 [6]          | 1:13.25 [6]          | 1:01.73 [6]          | 0:49.90 [6]          | 0:38.11 [7]          | 0:25.98 [9]          | 0:38.11 -15 |                           |  |
|             |     | Scott Sheargold  |         | 1200m               | Overall            | (0:10.47)            | (0:11.62)            | (0:11.52)            | (0:11.83)            | (0:11.79)            | (0:12.13)            | (0:12.65)            |             |                           |  |

Scratched: Lietuva (#2)



**Aquis Park Gold Coast PolyProfessional**  
**Race 5: ARRON KENNEDY MEMORIAL BENCHMARK 58 Handicap - 1540m**

**25 October 2025 - 16:00**



**Track Rating: Synthetic, Weather: Fine, Rail Position: True**

| Section     |     | 200m                 |         |                     |                    |             | Last 600m |                           |     |
|-------------|-----|----------------------|---------|---------------------|--------------------|-------------|-----------|---------------------------|-----|
| Field Times |     | 0:12.86<br>(0:12.86) |         |                     |                    |             | 0:37.58   |                           |     |
| Rank        | TAB | Horse/Jockey         | Barrier | Top Speed<br>[km/h] | Fastest<br>Section | Margin      |           | Distance<br>Travelled [m] |     |
| 1           | 3   | BIRMINGHAM           | 5       | 65.3                | 0:10.25            | 0:12.86 [1] | 1:33.85   | 0:36.90                   |     |
|             |     | Colleen Krahnen      |         | 1400m               | Overall            | (0:12.86)   |           |                           |     |
| 2           | 9   | SISTINE CHAPEL       | 3       | 63.7                | 0:10.26            | 0:12.92 [3] | 1.5L      | 0:37.41                   | -14 |
|             |     | Bella Youngberry     |         | 1200m               | Overall            | (0:12.92)   |           |                           |     |
| 3           | 1   | BLACK MINTO          | 8       | 66.5                | 0:10.23            | 0:13.18 [2] | 1.7L      | 0:37.92                   | -7  |
|             |     | Courtney Bellamy     |         | 1400m               | Overall            | (0:13.18)   |           |                           |     |
| 4           | 7   | DEEP DRIVE           | 6       | 64.1                | 0:10.55            | 0:12.88 [4] | 1.9L      | 0:37.06                   | -2  |
|             |     | Danny Peisley        |         | 800m                | Overall            | (0:12.88)   |           |                           |     |
| 5           | 8   | TARADALE             | 7       | 63.6                | 0:10.59            | 0:12.77 [7] | 3.4L      | 0:37.14                   | -4  |
|             |     | Micheal Hellyer      |         | 1400m               | Overall            | (0:12.77)   |           |                           |     |
| 6           | 4   | NEOCLASSICISM        | 2       | 64.7                | 0:10.47            | 0:13.18 [5] | 3.7L      | 0:37.50                   | -10 |
|             |     | Brandon Lerena       |         | 1200m               | Overall            | (0:13.18)   |           |                           |     |
| 7           | 5   | EASTOWN              | 9       | 64.2                | 0:10.35            | 0:13.24 [6] | 6L        | 0:37.65                   | -5  |
|             |     | Yvette Lewis         |         | 1200m               | Overall            | (0:13.24)   |           |                           |     |
| 8           | 10  | HELL OF A PRINCE     | 4       | 64.0                | 0:10.23            | 0:13.43 [8] | 7.8L      | 0:38.39                   | -11 |
|             |     | Anthony Allen        |         | 1200m               | Overall            | (0:13.43)   |           |                           |     |
| 9           | 6   | CALVARY              | 1       | 63.2                | 0:10.47            | 0:13.33 [9] | 8.2L      | 0:38.11                   | -15 |
|             |     | Scott Sheargold      |         | 1200m               | Overall            | (0:13.33)   |           |                           |     |

**Scratched: Lietuva (#2)**



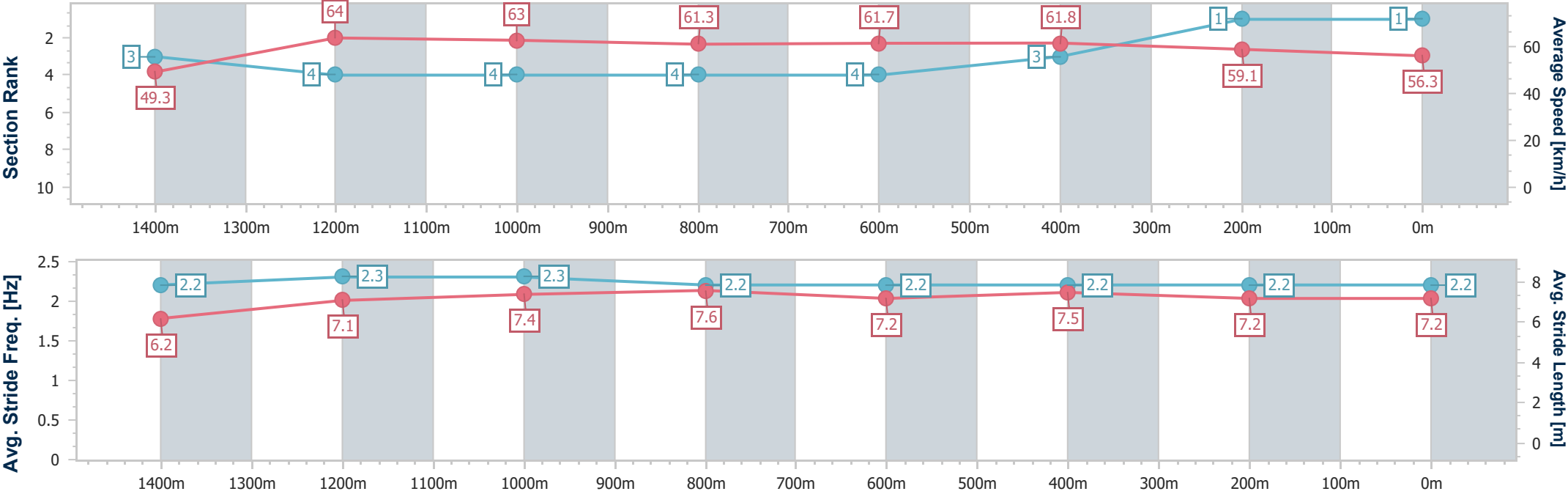
|                                |                   |
|--------------------------------|-------------------|
| Horse/Jockey Name              | Birmingham        |
| Final Rank                     | 1                 |
| Fastest Section Time (Section) | 0:10.25 (Overall) |
| Top Speed [km/h] (Section)     | 65.3 (1400m)      |
| Race State                     | Finished          |



Aquis Park Gold Coast PolyProfessional  
Race 5: ARRON KENNEDY MEMORIAL BENCHMARK 58  
Handicap - 1540m  
25 October 2025 - 16:00  
Track Rating: Synthetic, Weather: Fine, Rail Position: True



| Section                | Overall                  | 1400m                    | 1200m                    | 1000m                    | 800m                     | 600m                     | 400m                     | 200m                     |  |  |  |  |  |
|------------------------|--------------------------|--------------------------|--------------------------|--------------------------|--------------------------|--------------------------|--------------------------|--------------------------|--|--|--|--|--|
| Section Times          | 1:33.85 [1]<br>(0:10.25) | 1:23.60 [3]<br>(0:11.55) | 1:12.05 [4]<br>(0:11.44) | 1:00.61 [4]<br>(0:11.81) | 0:48.80 [4]<br>(0:11.90) | 0:36.90 [4]<br>(0:11.76) | 0:25.14 [3]<br>(0:12.28) | 0:12.86 [1]<br>(0:12.86) |  |  |  |  |  |
| Average Speed [km/h]   | 49.3                     | 64.0                     | 63.0                     | 61.3                     | 61.7                     | 61.8                     | 59.1                     | 56.3                     |  |  |  |  |  |
| Top Speed [km/h]       | 63.5                     | 65.3                     | 64.3                     | 61.9                     | 62.1                     | 62.7                     | 60.6                     | 57.6                     |  |  |  |  |  |
| Avg. Dist. to Rail [m] | 6.7                      | 3.2                      | 3.8                      | 3.5                      | 3.0                      | 2.6                      | 2.4                      | 2.9                      |  |  |  |  |  |
| Avg. Stride Freq. [Hz] | 2.2                      | 2.3                      | 2.3                      | 2.2                      | 2.2                      | 2.2                      | 2.2                      | 2.2                      |  |  |  |  |  |
| Avg. Stride Length [m] | 6.2                      | 7.1                      | 7.4                      | 7.6                      | 7.2                      | 7.5                      | 7.2                      | 7.2                      |  |  |  |  |  |





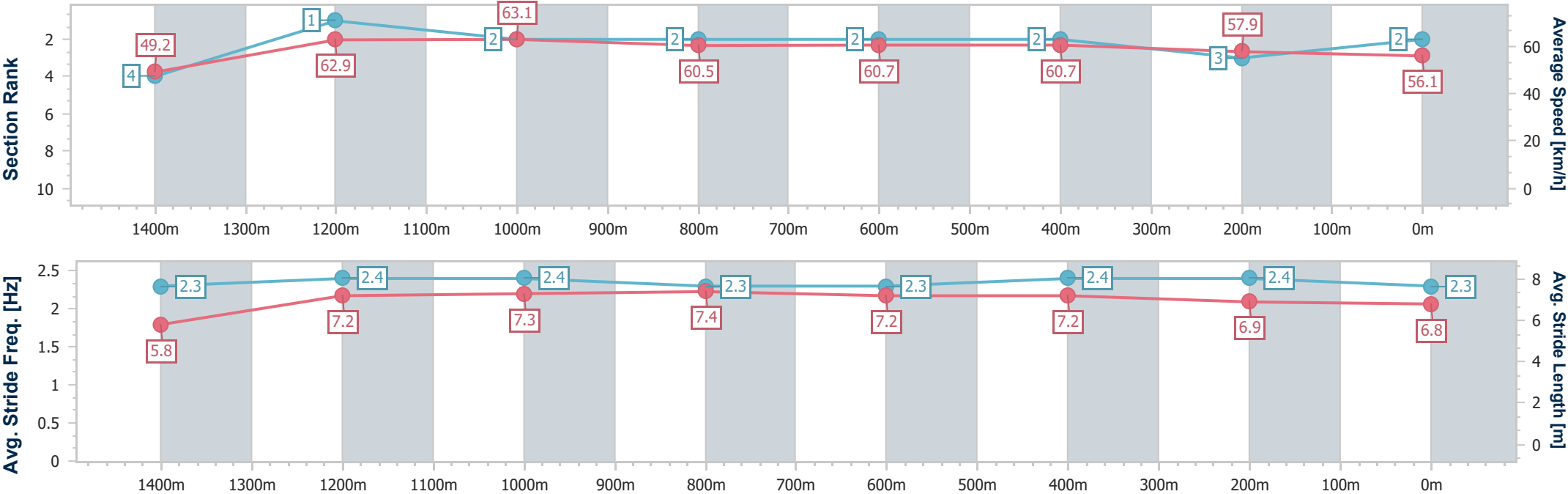
|                                |                   |
|--------------------------------|-------------------|
| Horse/Jockey Name              | Sistine Chapel    |
| Final Rank                     | 2                 |
| Fastest Section Time (Section) | 0:10.26 (Overall) |
| Top Speed [km/h] (Section)     | 63.7 (1200m)      |
| Race State                     | Finished          |



Aquis Park Gold Coast PolyProfessional  
Race 5: ARRON KENNEDY MEMORIAL BENCHMARK 58  
Handicap - 1540m  
25 October 2025 - 16:00  
Track Rating: Synthetic, Weather: Fine, Rail Position: True



| Section                | Overall                  | 1400m                    | 1200m                    | 1000m                    | 800m                     | 600m                     | 400m                     | 200m                     |  |  |  |  |  |
|------------------------|--------------------------|--------------------------|--------------------------|--------------------------|--------------------------|--------------------------|--------------------------|--------------------------|--|--|--|--|--|
| Section Times          | 1:34.14 [2]<br>(0:10.26) | 1:23.88 [4]<br>(0:11.34) | 1:12.54 [1]<br>(0:11.41) | 1:01.13 [2]<br>(0:11.86) | 0:49.27 [2]<br>(0:11.86) | 0:37.41 [2]<br>(0:11.97) | 0:25.44 [2]<br>(0:12.52) | 0:12.92 [3]<br>(0:12.92) |  |  |  |  |  |
| Average Speed [km/h]   | 49.2                     | 62.9                     | 63.1                     | 60.5                     | 60.7                     | 60.7                     | 57.9                     | 56.1                     |  |  |  |  |  |
| Top Speed [km/h]       | 62.3                     | 63.2                     | 63.7                     | 62.1                     | 62.3                     | 62.4                     | 60.0                     | 57.1                     |  |  |  |  |  |
| Avg. Dist. to Rail [m] | 3.9                      | 1.4                      | 0.9                      | 0.9                      | 0.6                      | 1.9                      | 2.6                      | 3.7                      |  |  |  |  |  |
| Avg. Stride Freq. [Hz] | 2.3                      | 2.4                      | 2.4                      | 2.3                      | 2.3                      | 2.4                      | 2.4                      | 2.3                      |  |  |  |  |  |
| Avg. Stride Length [m] | 5.8                      | 7.2                      | 7.3                      | 7.4                      | 7.2                      | 7.2                      | 6.9                      | 6.8                      |  |  |  |  |  |





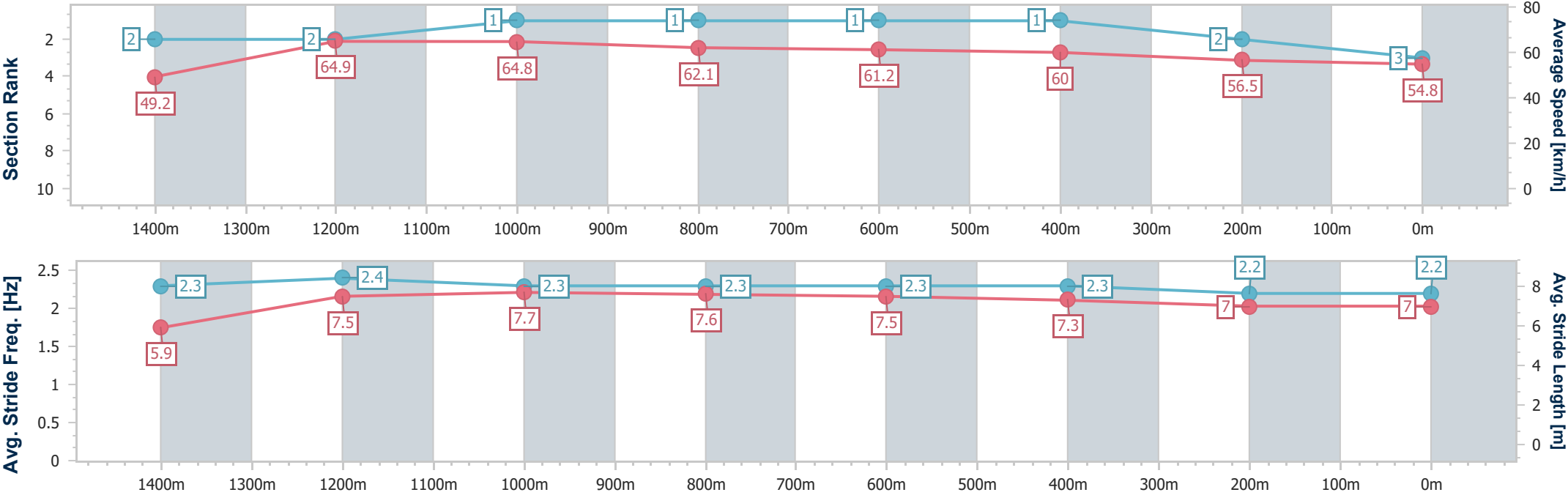
|                                |                   |
|--------------------------------|-------------------|
| Horse/Jockey Name              | Black Minto       |
| Final Rank                     | 3                 |
| Fastest Section Time (Section) | 0:10.23 (Overall) |
| Top Speed [km/h] (Section)     | 66.5 (1400m)      |
| Race State                     | Finished          |



Aquis Park Gold Coast PolyProfessional  
Race 5: ARRON KENNEDY MEMORIAL BENCHMARK 58  
Handicap - 1540m  
25 October 2025 - 16:00  
Track Rating: Synthetic, Weather: Fine, Rail Position: True



| Section                | Overall                  | 1400m                    | 1200m                    | 1000m                    | 800m                     | 600m                     | 400m                     | 200m                     |  |  |  |  |  |
|------------------------|--------------------------|--------------------------|--------------------------|--------------------------|--------------------------|--------------------------|--------------------------|--------------------------|--|--|--|--|--|
| Section Times          | 1:34.19 [3]<br>(0:10.23) | 1:23.96 [2]<br>(0:11.47) | 1:12.49 [2]<br>(0:11.11) | 1:01.38 [1]<br>(0:11.62) | 0:49.76 [1]<br>(0:11.84) | 0:37.92 [1]<br>(0:12.02) | 0:25.90 [1]<br>(0:12.72) | 0:13.18 [2]<br>(0:13.18) |  |  |  |  |  |
| Average Speed [km/h]   | 49.2                     | 64.9                     | 64.8                     | 62.1                     | 61.2                     | 60.0                     | 56.5                     | 54.8                     |  |  |  |  |  |
| Top Speed [km/h]       | 63.6                     | 66.5                     | 66.4                     | 63.2                     | 61.6                     | 63.1                     | 57.5                     | 56.1                     |  |  |  |  |  |
| Avg. Dist. to Rail [m] | 9.2                      | 4.4                      | 2.5                      | 1.2                      | 0.5                      | 0.4                      | 0.5                      | 0.8                      |  |  |  |  |  |
| Avg. Stride Freq. [Hz] | 2.3                      | 2.4                      | 2.3                      | 2.3                      | 2.3                      | 2.3                      | 2.2                      | 2.2                      |  |  |  |  |  |
| Avg. Stride Length [m] | 5.9                      | 7.5                      | 7.7                      | 7.6                      | 7.5                      | 7.3                      | 7.0                      | 7.0                      |  |  |  |  |  |







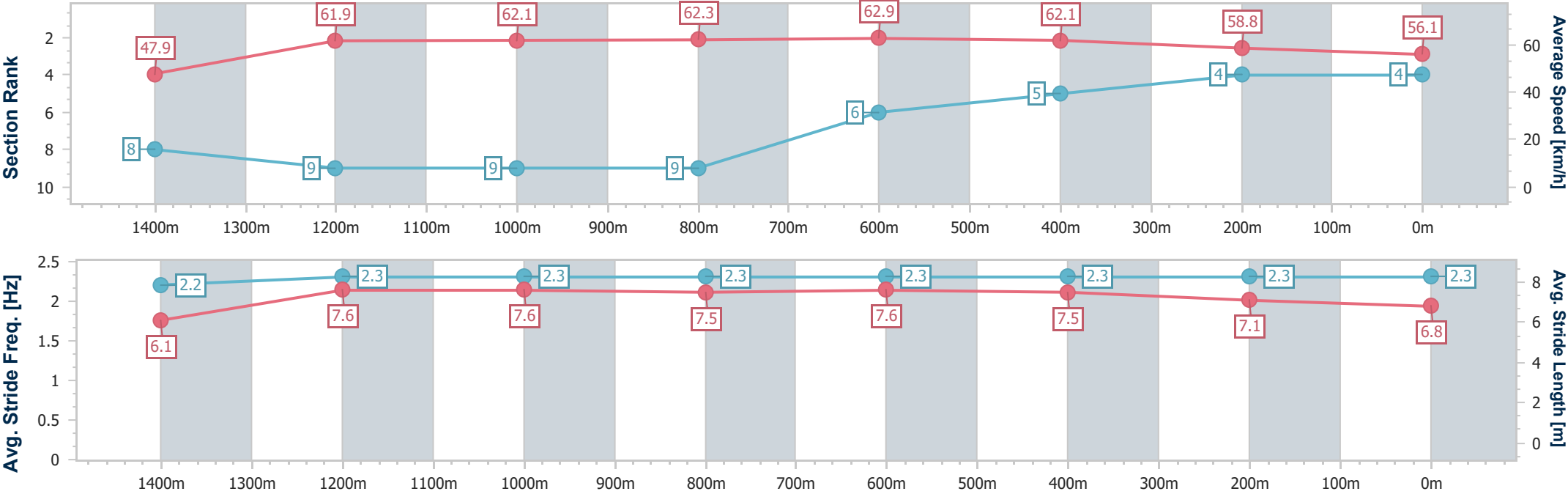
|                                |                   |
|--------------------------------|-------------------|
| Horse/Jockey Name              | Deep Drive        |
| Final Rank                     | 4                 |
| Fastest Section Time (Section) | 0:10.55 (Overall) |
| Top Speed [km/h] (Section)     | 64.1 (800m)       |
| Race State                     | Finished          |



Aquis Park Gold Coast PolyProfessional  
Race 5: ARRON KENNEDY MEMORIAL BENCHMARK 58  
Handicap - 1540m  
25 October 2025 - 16:00  
Track Rating: Synthetic, Weather: Fine, Rail Position: True



| Section                | Overall                  | 1400m                    | 1200m                    | 1000m                    | 800m                     | 600m                     | 400m                     | 200m                     |  |  |  |  |  |
|------------------------|--------------------------|--------------------------|--------------------------|--------------------------|--------------------------|--------------------------|--------------------------|--------------------------|--|--|--|--|--|
| Section Times          | 1:34.22 [4]<br>(0:10.55) | 1:23.67 [8]<br>(0:11.76) | 1:11.91 [9]<br>(0:11.61) | 1:00.30 [9]<br>(0:11.69) | 0:48.61 [9]<br>(0:11.55) | 0:37.06 [6]<br>(0:11.78) | 0:25.28 [5]<br>(0:12.40) | 0:12.88 [4]<br>(0:12.88) |  |  |  |  |  |
| Average Speed [km/h]   | 47.9                     | 61.9                     | 62.1                     | 62.3                     | 62.9                     | 62.1                     | 58.8                     | 56.1                     |  |  |  |  |  |
| Top Speed [km/h]       | 63.3                     | 62.9                     | 63.3                     | 63.3                     | 64.1                     | 63.9                     | 59.6                     | 57.9                     |  |  |  |  |  |
| Avg. Dist. to Rail [m] | 7.3                      | 1.9                      | 2.1                      | 3.0                      | 2.6                      | 3.3                      | 4.5                      | 5.7                      |  |  |  |  |  |
| Avg. Stride Freq. [Hz] | 2.2                      | 2.3                      | 2.3                      | 2.3                      | 2.3                      | 2.3                      | 2.3                      | 2.3                      |  |  |  |  |  |
| Avg. Stride Length [m] | 6.1                      | 7.6                      | 7.6                      | 7.5                      | 7.6                      | 7.5                      | 7.1                      | 6.8                      |  |  |  |  |  |





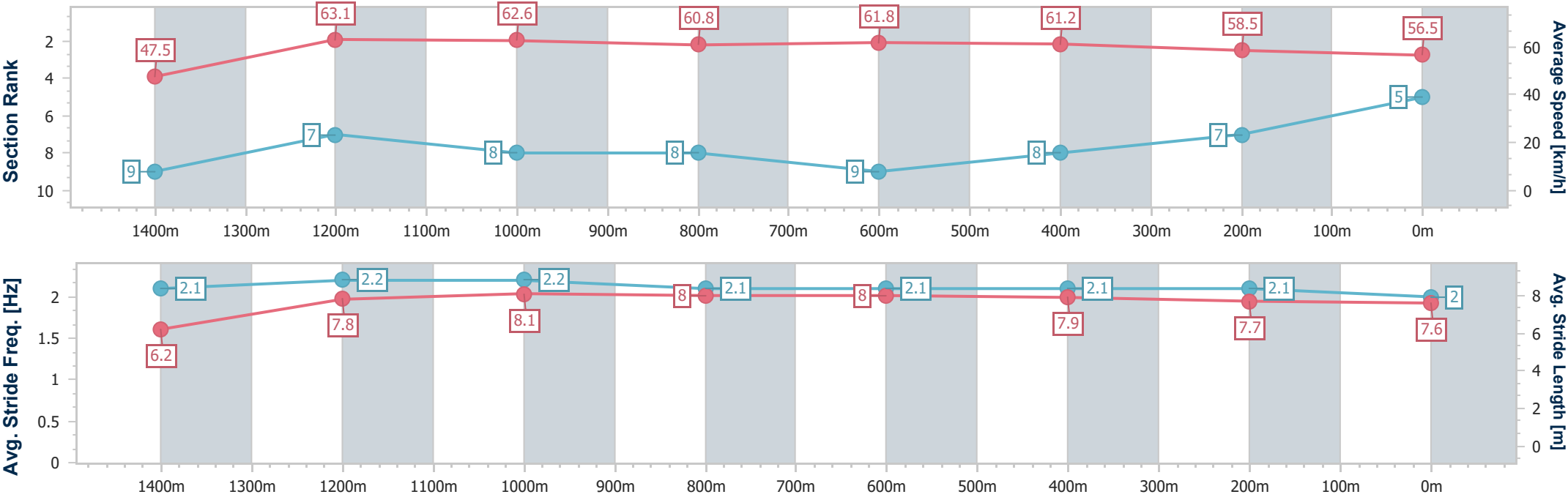
|                                |                   |
|--------------------------------|-------------------|
| Horse/Jockey Name              | Taradale          |
| Final Rank                     | 5                 |
| Fastest Section Time (Section) | 0:10.59 (Overall) |
| Top Speed [km/h] (Section)     | 63.6 (1400m)      |
| Race State                     | Finished          |



Aquis Park Gold Coast PolyProfessional  
Race 5: ARRON KENNEDY MEMORIAL BENCHMARK 58  
Handicap - 1540m  
25 October 2025 - 16:00  
Track Rating: Synthetic, Weather: Fine, Rail Position: True



| Section                | Overall                  | 1400m                    | 1200m                    | 1000m                    | 800m                     | 600m                     | 400m                     | 200m                     |  |  |  |  |  |
|------------------------|--------------------------|--------------------------|--------------------------|--------------------------|--------------------------|--------------------------|--------------------------|--------------------------|--|--|--|--|--|
| Section Times          | 1:34.49 [5]<br>(0:10.59) | 1:23.90 [9]<br>(0:11.64) | 1:12.26 [7]<br>(0:11.51) | 1:00.75 [8]<br>(0:11.85) | 0:48.90 [8]<br>(0:11.76) | 0:37.14 [9]<br>(0:11.97) | 0:25.17 [8]<br>(0:12.40) | 0:12.77 [7]<br>(0:12.77) |  |  |  |  |  |
| Average Speed [km/h]   | 47.5                     | 63.1                     | 62.6                     | 60.8                     | 61.8                     | 61.2                     | 58.5                     | 56.5                     |  |  |  |  |  |
| Top Speed [km/h]       | 62.5                     | 63.6                     | 63.0                     | 61.9                     | 62.4                     | 62.7                     | 59.3                     | 58.1                     |  |  |  |  |  |
| Avg. Dist. to Rail [m] | 8.1                      | 2.3                      | 1.0                      | 1.1                      | 1.8                      | 3.4                      | 4.5                      | 6.0                      |  |  |  |  |  |
| Avg. Stride Freq. [Hz] | 2.1                      | 2.2                      | 2.2                      | 2.1                      | 2.1                      | 2.1                      | 2.1                      | 2.0                      |  |  |  |  |  |
| Avg. Stride Length [m] | 6.2                      | 7.8                      | 8.1                      | 8.0                      | 8.0                      | 7.9                      | 7.7                      | 7.6                      |  |  |  |  |  |





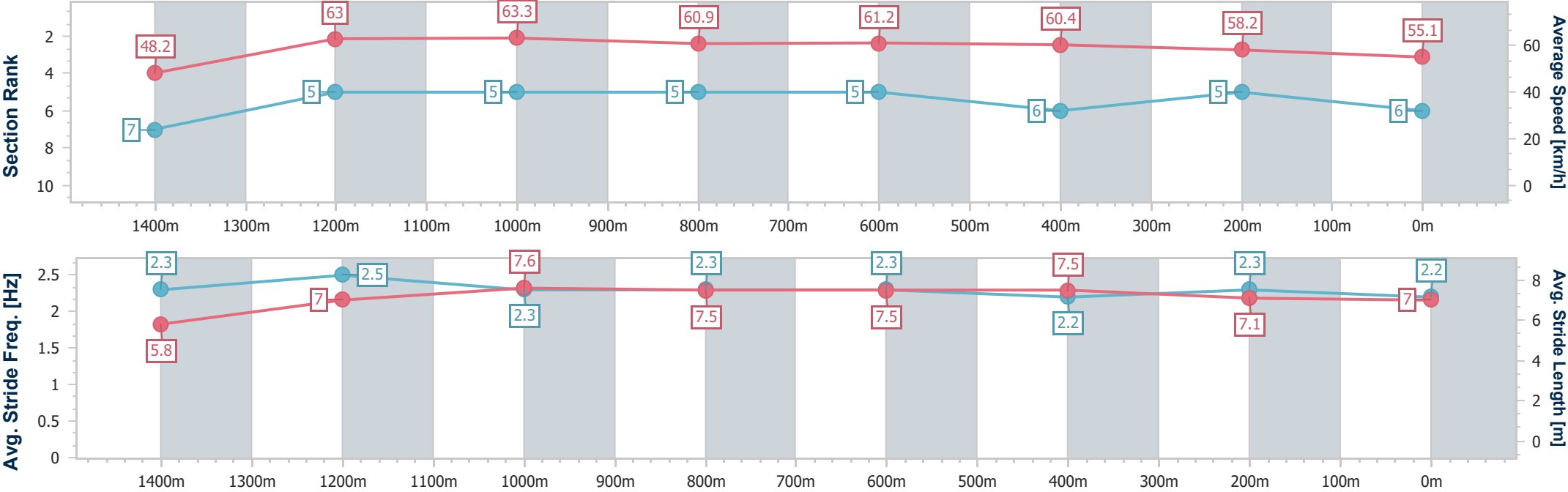
|                                |                   |
|--------------------------------|-------------------|
| Horse/Jockey Name              | Neoclassicism     |
| Final Rank                     | 6                 |
| Fastest Section Time (Section) | 0:10.47 (Overall) |
| Top Speed [km/h] (Section)     | 64.7 (1200m)      |
| Race State                     | Finished          |



Aquis Park Gold Coast PolyProfessional  
Race 5: ARRON KENNEDY MEMORIAL BENCHMARK 58  
Handicap - 1540m  
25 October 2025 - 16:00  
Track Rating: Synthetic, Weather: Fine, Rail Position: True



| Section                | Overall                  | 1400m                    | 1200m                    | 1000m                    | 800m                     | 600m                     | 400m                     | 200m                     |  |  |  |  |  |
|------------------------|--------------------------|--------------------------|--------------------------|--------------------------|--------------------------|--------------------------|--------------------------|--------------------------|--|--|--|--|--|
| Section Times          | 1:34.56 [6]<br>(0:10.47) | 1:24.09 [7]<br>(0:11.55) | 1:12.54 [5]<br>(0:11.36) | 1:01.18 [5]<br>(0:11.82) | 0:49.36 [5]<br>(0:11.86) | 0:37.50 [5]<br>(0:11.93) | 0:25.57 [6]<br>(0:12.39) | 0:13.18 [5]<br>(0:13.18) |  |  |  |  |  |
| Average Speed [km/h]   | 48.2                     | 63.0                     | 63.3                     | 60.9                     | 61.2                     | 60.4                     | 58.2                     | 55.1                     |  |  |  |  |  |
| Top Speed [km/h]       | 61.8                     | 64.6                     | 64.7                     | 62.4                     | 62.0                     | 62.5                     | 59.3                     | 56.9                     |  |  |  |  |  |
| Avg. Dist. to Rail [m] | 3.5                      | 1.4                      | 1.9                      | 1.4                      | 0.9                      | 1.2                      | 0.4                      | 0.9                      |  |  |  |  |  |
| Avg. Stride Freq. [Hz] | 2.3                      | 2.5                      | 2.3                      | 2.3                      | 2.3                      | 2.2                      | 2.3                      | 2.2                      |  |  |  |  |  |
| Avg. Stride Length [m] | 5.8                      | 7.0                      | 7.6                      | 7.5                      | 7.5                      | 7.5                      | 7.1                      | 7.0                      |  |  |  |  |  |





|                                |                   |
|--------------------------------|-------------------|
| Horse/Jockey Name              | Eastown           |
| Final Rank                     | 7                 |
| Fastest Section Time (Section) | 0:10.35 (Overall) |
| Top Speed [km/h] (Section)     | 64.2 (1200m)      |
| Race State                     | Finished          |



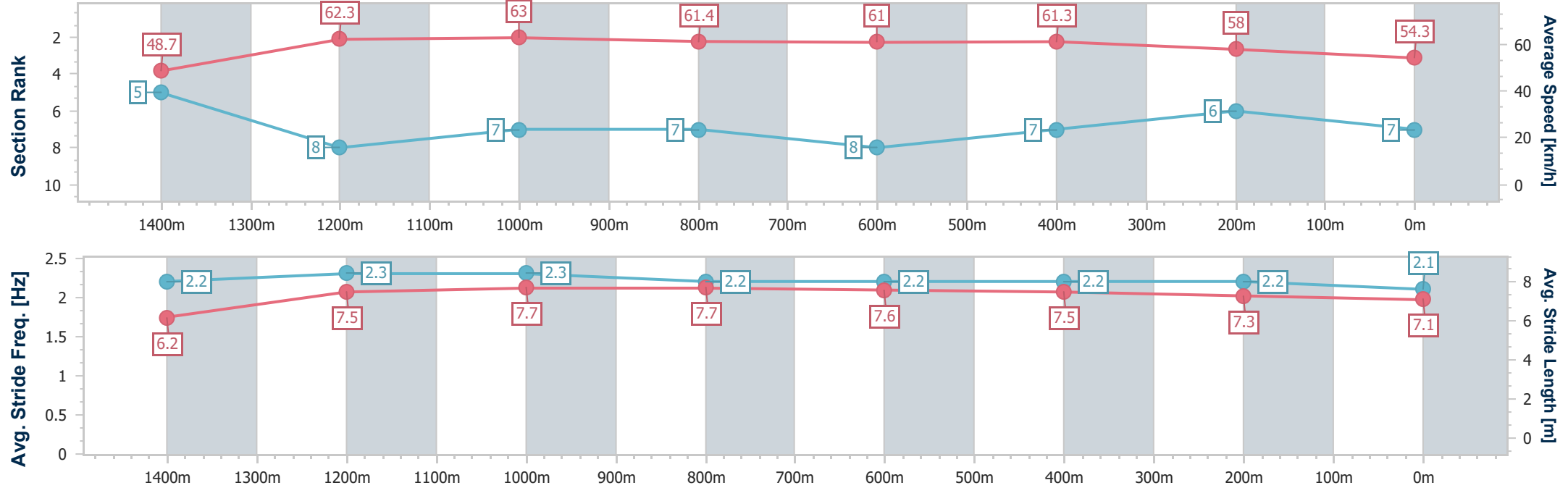
Aquis Park Gold Coast PolyProfessional  
Race 5: ARRON KENNEDY MEMORIAL BENCHMARK 58  
Handicap - 1540m



25 October 2025 - 16:00

Track Rating: Synthetic, Weather: Fine, Rail Position: True

| Section                | Overall                  | 1400m                    | 1200m                    | 1000m                    | 800m                     | 600m                     | 400m                     | 200m                     |  |  |  |  |  |
|------------------------|--------------------------|--------------------------|--------------------------|--------------------------|--------------------------|--------------------------|--------------------------|--------------------------|--|--|--|--|--|
| Section Times          | 1:34.94 [7]<br>(0:10.35) | 1:24.59 [5]<br>(0:11.88) | 1:12.71 [8]<br>(0:11.43) | 1:01.28 [7]<br>(0:11.78) | 0:49.50 [7]<br>(0:11.85) | 0:37.65 [8]<br>(0:11.91) | 0:25.74 [7]<br>(0:12.50) | 0:13.24 [6]<br>(0:13.24) |  |  |  |  |  |
| Average Speed [km/h]   | 48.7                     | 62.3                     | 63.0                     | 61.4                     | 61.0                     | 61.3                     | 58.0                     | 54.3                     |  |  |  |  |  |
| Top Speed [km/h]       | 64.1                     | 63.8                     | 64.2                     | 61.7                     | 62.3                     | 63.1                     | 59.7                     | 57.2                     |  |  |  |  |  |
| Avg. Dist. to Rail [m] | 9.6                      | 3.6                      | 1.8                      | 1.3                      | 1.5                      | 2.5                      | 2.8                      | 4.3                      |  |  |  |  |  |
| Avg. Stride Freq. [Hz] | 2.2                      | 2.3                      | 2.3                      | 2.2                      | 2.2                      | 2.2                      | 2.2                      | 2.1                      |  |  |  |  |  |
| Avg. Stride Length [m] | 6.2                      | 7.5                      | 7.7                      | 7.7                      | 7.6                      | 7.5                      | 7.3                      | 7.1                      |  |  |  |  |  |



- [ ] Ranking at each section and finish
- .-.- No data available at this section
- NA No data available



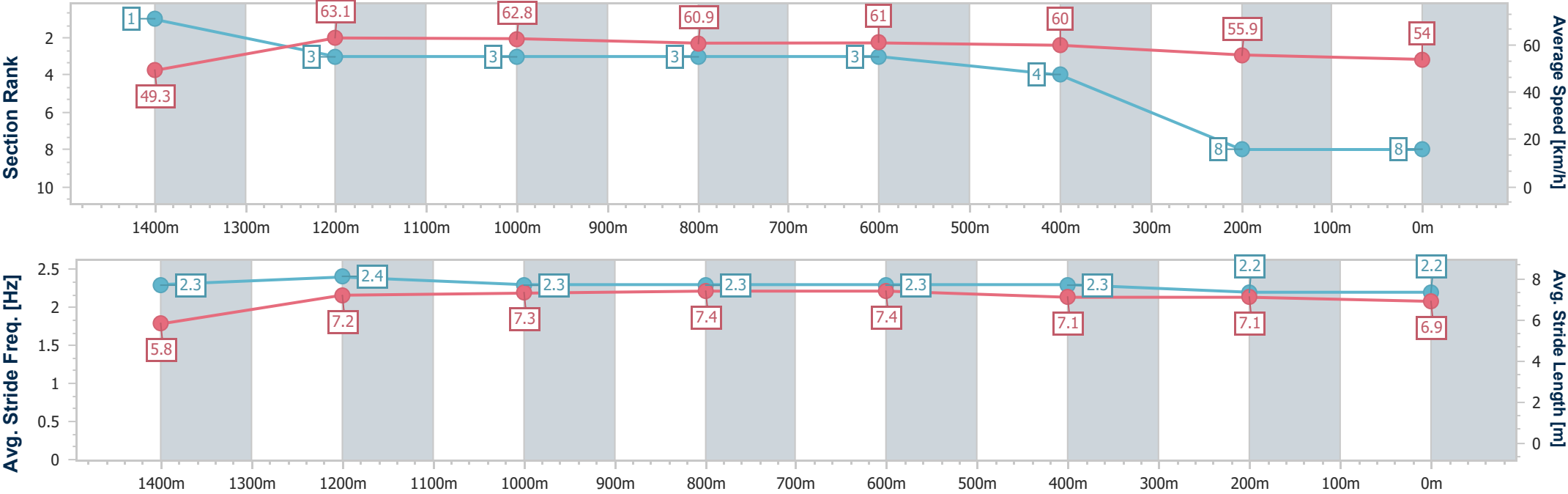
|                                |                   |
|--------------------------------|-------------------|
| Horse/Jockey Name              | Hell Of A Prince  |
| Final Rank                     | 8                 |
| Fastest Section Time (Section) | 0:10.23 (Overall) |
| Top Speed [km/h] (Section)     | 64.0 (1200m)      |
| Race State                     | Finished          |



Aquis Park Gold Coast PolyProfessional  
Race 5: ARRON KENNEDY MEMORIAL BENCHMARK 58  
Handicap - 1540m  
25 October 2025 - 16:00  
Track Rating: Synthetic, Weather: Fine, Rail Position: True



| Section                | Overall                  | 1400m                    | 1200m                    | 1000m                    | 800m                     | 600m                     | 400m                     | 200m                     |  |  |  |  |  |
|------------------------|--------------------------|--------------------------|--------------------------|--------------------------|--------------------------|--------------------------|--------------------------|--------------------------|--|--|--|--|--|
| Section Times          | 1:35.26 [8]<br>(0:10.23) | 1:25.03 [1]<br>(0:11.53) | 1:13.50 [3]<br>(0:11.43) | 1:02.07 [3]<br>(0:11.82) | 0:50.25 [3]<br>(0:11.86) | 0:38.39 [3]<br>(0:12.06) | 0:26.33 [4]<br>(0:12.90) | 0:13.43 [8]<br>(0:13.43) |  |  |  |  |  |
| Average Speed [km/h]   | 49.3                     | 63.1                     | 62.8                     | 60.9                     | 61.0                     | 60.0                     | 55.9                     | 54.0                     |  |  |  |  |  |
| Top Speed [km/h]       | 63.6                     | 63.7                     | 64.0                     | 62.5                     | 61.6                     | 62.4                     | 57.8                     | 54.4                     |  |  |  |  |  |
| Avg. Dist. to Rail [m] | 5.3                      | 1.0                      | 0.7                      | 0.7                      | 0.6                      | 1.0                      | 3.0                      | 4.0                      |  |  |  |  |  |
| Avg. Stride Freq. [Hz] | 2.3                      | 2.4                      | 2.3                      | 2.3                      | 2.3                      | 2.3                      | 2.2                      | 2.2                      |  |  |  |  |  |
| Avg. Stride Length [m] | 5.8                      | 7.2                      | 7.3                      | 7.4                      | 7.4                      | 7.1                      | 7.1                      | 6.9                      |  |  |  |  |  |





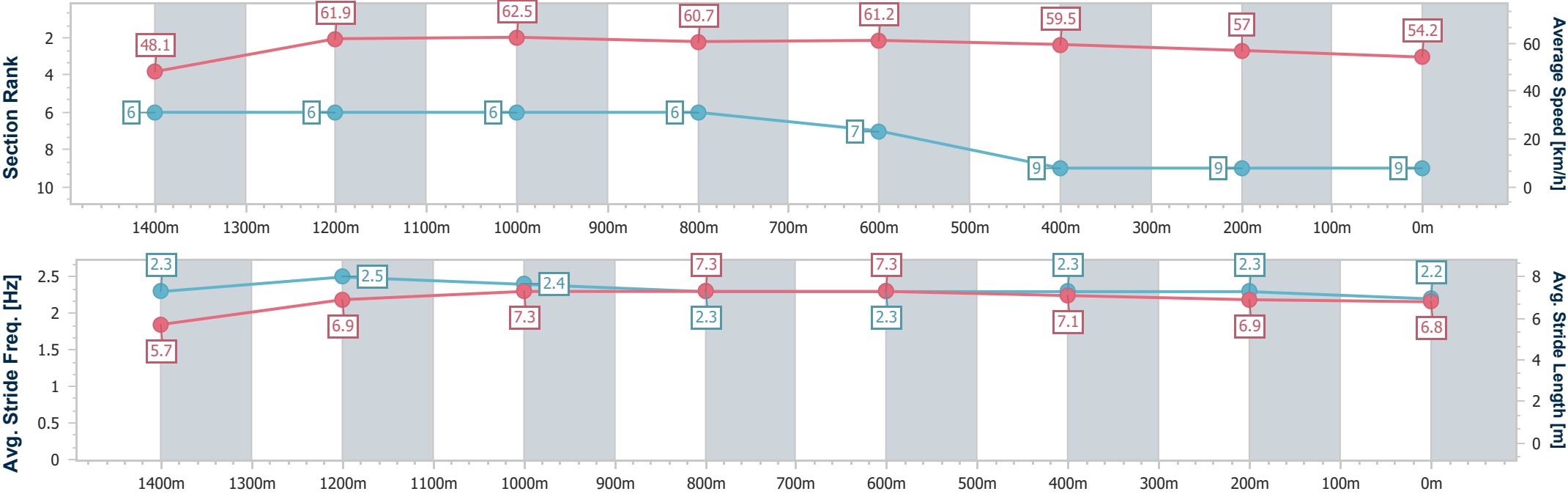
|                                |                   |
|--------------------------------|-------------------|
| Horse/Jockey Name              | Calvary           |
| Final Rank                     | 9                 |
| Fastest Section Time (Section) | 0:10.47 (Overall) |
| Top Speed [km/h] (Section)     | 63.2 (1200m)      |
| Race State                     | Finished          |



Aquis Park Gold Coast PolyProfessional  
Race 5: ARRON KENNEDY MEMORIAL BENCHMARK 58  
Handicap - 1540m  
25 October 2025 - 16:00  
Track Rating: Synthetic, Weather: Fine, Rail Position: True



| Section                | Overall                  | 1400m                    | 1200m                    | 1000m                    | 800m                     | 600m                     | 400m                     | 200m                     |  |  |  |  |  |
|------------------------|--------------------------|--------------------------|--------------------------|--------------------------|--------------------------|--------------------------|--------------------------|--------------------------|--|--|--|--|--|
| Section Times          | 1:35.34 [9]<br>(0:10.47) | 1:24.87 [6]<br>(0:11.62) | 1:13.25 [6]<br>(0:11.52) | 1:01.73 [6]<br>(0:11.83) | 0:49.90 [6]<br>(0:11.79) | 0:38.11 [7]<br>(0:12.13) | 0:25.98 [9]<br>(0:12.65) | 0:13.33 [9]<br>(0:13.33) |  |  |  |  |  |
| Average Speed [km/h]   | 48.1                     | 61.9                     | 62.5                     | 60.7                     | 61.2                     | 59.5                     | 57.0                     | 54.2                     |  |  |  |  |  |
| Top Speed [km/h]       | 62.4                     | 62.9                     | 63.2                     | 61.8                     | 62.0                     | 61.8                     | 57.7                     | 55.5                     |  |  |  |  |  |
| Avg. Dist. to Rail [m] | 2.4                      | 0.2                      | 0.2                      | 0.3                      | 0.4                      | 0.8                      | 1.0                      | 1.5                      |  |  |  |  |  |
| Avg. Stride Freq. [Hz] | 2.3                      | 2.5                      | 2.4                      | 2.3                      | 2.3                      | 2.3                      | 2.3                      | 2.2                      |  |  |  |  |  |
| Avg. Stride Length [m] | 5.7                      | 6.9                      | 7.3                      | 7.3                      | 7.3                      | 7.1                      | 6.9                      | 6.8                      |  |  |  |  |  |





**Aquis Park Gold Coast PolyProfessional**  
**Race 6: COASTAL TIPPER HIRE BENCHMARK 55 Handicap - 1200m**  
**25 October 2025 - 16:49**



Track Rating: Synthetic, Weather: Fine, Rail Position: True

| Section     |     | Overall          |         |                  |                 | 1000m       | 800m        | 600m        | 400m        | 200m        | Last 600m   |                        |            |
|-------------|-----|------------------|---------|------------------|-----------------|-------------|-------------|-------------|-------------|-------------|-------------|------------------------|------------|
| Field Times |     | 1:10.46          |         |                  |                 | 0:57.19     | 0:46.75     | 0:35.83     | 0:24.50     | 0:12.44     | 0:35.83     |                        |            |
|             |     | (0:13.27)        |         |                  |                 | (0:10.44)   | (0:10.92)   | (0:11.33)   | (0:12.06)   | (0:12.44)   |             |                        |            |
| Rank        | TAB | Horse/Jockey     | Barrier | Top Speed [km/h] | Fastest Section |             |             |             |             |             | Margin      | Distance Travelled [m] |            |
| 1           | 1   | HOLLYWOOD EPIC   | 2       | 69.3             | 0:10.53         | 1:10.46 [1] | 0:56.77 [4] | 0:46.24 [4] | 0:35.35 [3] | 0:23.96 [3] | 0:12.26 [3] | 1:10.46                | 0:35.35    |
|             |     | Leah Martyn      |         | 1000m            | 1000m           | (0:13.69)   | (0:10.53)   | (0:10.89)   | (0:11.39)   | (0:11.70)   | (0:12.26)   |                        |            |
| 2           | 2   | TARPS            | 8       | 70.2             | 0:10.44         | 1:10.86 [2] | 0:57.59 [1] | 0:47.15 [1] | 0:36.23 [1] | 0:24.90 [1] | 0:12.84 [1] | 2.3L                   | 0:36.23 +2 |
|             |     | Courtney Bellamy |         | 1000m            | 1000m           | (0:13.27)   | (0:10.44)   | (0:10.92)   | (0:11.33)   | (0:12.06)   | (0:12.84)   |                        |            |
| 3           | 6   | CAT CALL         | 7       | 70.7             | 0:10.46         | 1:11.26 [3] | 0:57.85 [2] | 0:47.39 [2] | 0:36.47 [2] | 0:25.13 [2] | 0:13.07 [2] | 4.6L                   | 0:36.47 +4 |
|             |     | Danny Peisley    |         | 1000m            | 1000m           | (0:13.41)   | (0:10.46)   | (0:10.92)   | (0:11.34)   | (0:12.06)   | (0:13.07)   |                        |            |
| 4           | 11  | ROCK LOBSTER     | 3       | 69.2             | 0:10.76         | 1:11.30 [4] | 0:57.41 [7] | 0:46.65 [7] | 0:35.58 [7] | 0:24.18 [7] | 0:12.31 [4] | 4.8L                   | 0:35.58 +4 |
|             |     | Brandon Lerena   |         | 1000m            | 1000m           | (0:13.89)   | (0:10.76)   | (0:11.07)   | (0:11.40)   | (0:11.87)   | (0:12.31)   |                        |            |
| 5           | 4   | MINTO'S PRINCE   | 6       | 69.5             | 0:10.52         | 1:12.08 [5] | 0:58.43 [3] | 0:47.91 [3] | 0:36.94 [4] | 0:25.36 [4] | 0:13.04 [5] | 9.3L                   | 0:36.94 +2 |
|             |     | Matthew Palmer   |         | 1000m            | 1000m           | (0:13.65)   | (0:10.52)   | (0:10.97)   | (0:11.58)   | (0:12.32)   | (0:13.04)   |                        |            |
| 6           | 10  | GRANDEUR ROSE    | 4       | 68.6             | 0:10.66         | 1:12.44 [6] | 0:58.70 [5] | 0:48.04 [5] | 0:37.01 [5] | 0:25.48 [6] | 0:13.26 [6] | 11.3L                  | 0:37.01 +6 |
|             |     | Montana Philpot  |         | 1000m            | 1000m           | (0:13.74)   | (0:10.66)   | (0:11.03)   | (0:11.53)   | (0:12.22)   | (0:13.26)   |                        |            |
| 7           | 8   | BOMBISCUIT       | 1       | 69.9             | 0:10.58         | 1:12.76 [7] | 0:58.88 [6] | 0:48.30 [6] | 0:37.32 [6] | 0:25.86 [5] | 0:13.45 [7] | 13.1L                  | 0:37.32 +2 |
|             |     | Dylan Turner     |         | 1000m            | 1000m           | (0:13.88)   | (0:10.58)   | (0:10.98)   | (0:11.46)   | (0:12.41)   | (0:13.45)   |                        |            |
| 8           | 7   | BEACHSIDE BABE   | 5       | 68.6             | 0:10.77         | 1:13.42 [8] | 0:59.16 [8] | 0:48.39 [8] | 0:37.56 [8] | 0:26.24 [8] | 0:13.85 [8] | 16.9L                  | 0:37.56 -1 |
|             |     | Scott Sheargold  |         | 1000m            | 1000m           | (0:14.26)   | (0:10.77)   | (0:10.83)   | (0:11.32)   | (0:12.39)   | (0:13.85)   |                        |            |

Scratched: Marathia (#9), Don't Be Dramatic (#3), Shipping Lane (#5)



|                                |                 |
|--------------------------------|-----------------|
| Horse/Jockey Name              | Hollywood Epic  |
| Final Rank                     | 1               |
| Fastest Section Time (Section) | 0:10.53 (1000m) |
| Top Speed [km/h] (Section)     | 69.3 (1000m)    |
| Race State                     | Finished        |



Aquis Park Gold Coast PolyProfessional

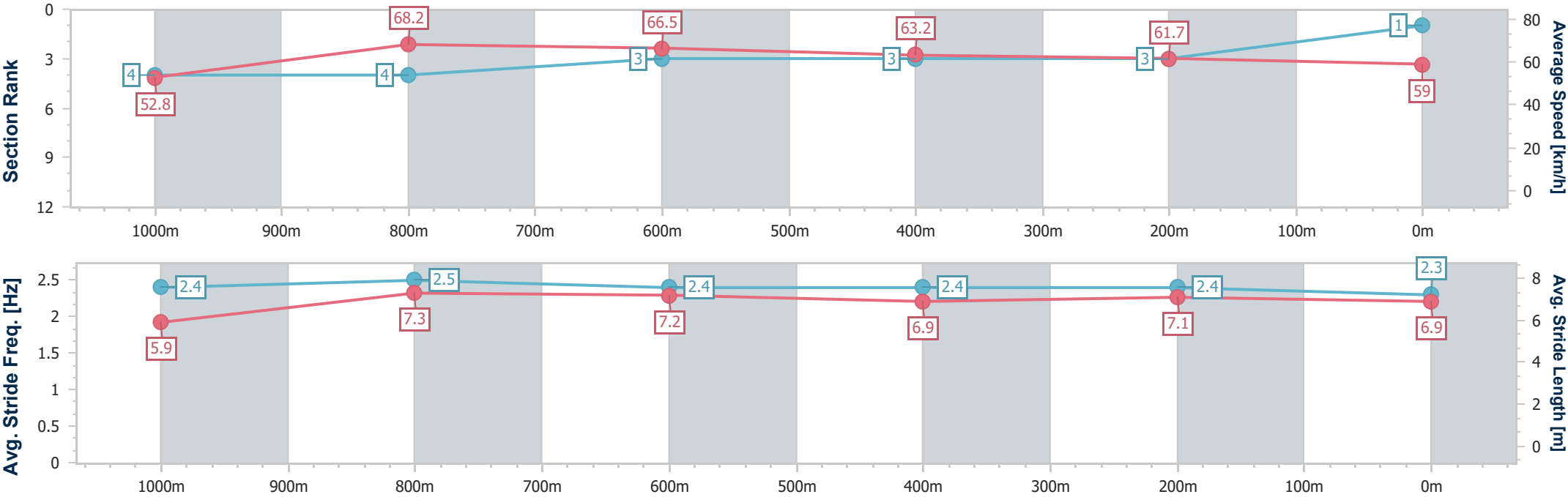
Race 6: COASTAL TIPPER HIRE BENCHMARK 55 Handicap - 1200m

25 October 2025 - 16:49

Track Rating: Synthetic, Weather: Fine, Rail Position: True

AQUIS PARK  
HOME OF THE GOLD COAST  
TRIP CLUB & SPORT CENTRE

|                        |                          |                          |                          |                          |                          |                          |  |  |  |  |  |  |  |  |
|------------------------|--------------------------|--------------------------|--------------------------|--------------------------|--------------------------|--------------------------|--|--|--|--|--|--|--|--|
| Section                | Overall                  | 1000m                    | 800m                     | 600m                     | 400m                     | 200m                     |  |  |  |  |  |  |  |  |
| Section Times          | 1:10.46 [1]<br>(0:13.69) | 0:56.77 [4]<br>(0:10.53) | 0:46.24 [4]<br>(0:10.89) | 0:35.35 [3]<br>(0:11.39) | 0:23.96 [3]<br>(0:11.70) | 0:12.26 [3]<br>(0:12.26) |  |  |  |  |  |  |  |  |
| Average Speed [km/h]   | 52.8                     | 68.2                     | 66.5                     | 63.2                     | 61.7                     | 59.0                     |  |  |  |  |  |  |  |  |
| Top Speed [km/h]       | 67.4                     | 69.3                     | 67.8                     | 65.7                     | 63.5                     | 60.9                     |  |  |  |  |  |  |  |  |
| Avg. Dist. to Rail [m] | 1.7                      | 0.6                      | 0.5                      | 0.2                      | 3.7                      | 6.4                      |  |  |  |  |  |  |  |  |
| Avg. Stride Freq. [Hz] | 2.4                      | 2.5                      | 2.4                      | 2.4                      | 2.4                      | 2.3                      |  |  |  |  |  |  |  |  |
| Avg. Stride Length [m] | 5.9                      | 7.3                      | 7.2                      | 6.9                      | 7.1                      | 6.9                      |  |  |  |  |  |  |  |  |



- [ ] Ranking at each section and finish
- .-.- No data available at this section
- NA No data available





|                                |                 |
|--------------------------------|-----------------|
| Horse/Jockey Name              | Tarps           |
| Final Rank                     | 2               |
| Fastest Section Time (Section) | 0:10.44 (1000m) |
| Top Speed [km/h] (Section)     | 70.2 (1000m)    |
| Race State                     | Finished        |



Aquis Park Gold Coast PolyProfessional

Race 6: COASTAL TIPPER HIRE BENCHMARK 55 Handicap - 1200m

AQUIS PARK

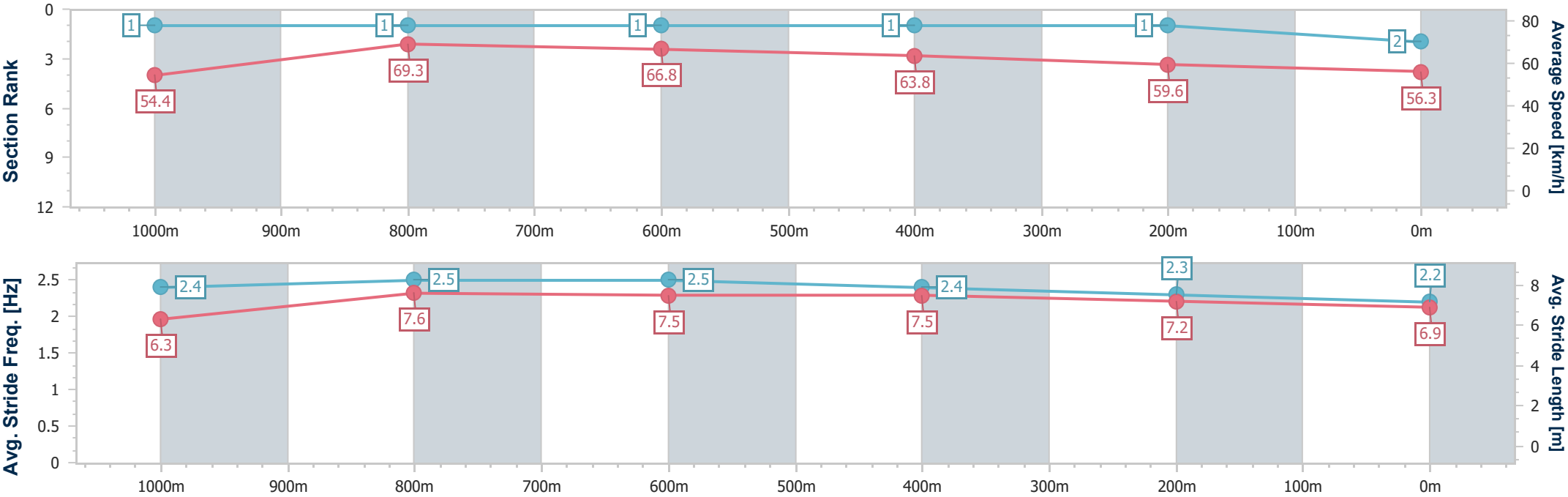
HOME OF THE GOLD COAST

TRIP CLUB & SPORT CENTRE

25 October 2025 - 16:49

Track Rating: Synthetic, Weather: Fine, Rail Position: True

| Section                | Overall                  | 1000m                    | 800m                     | 600m                     | 400m                     | 200m                     |  |  |  |  |  |  |  |
|------------------------|--------------------------|--------------------------|--------------------------|--------------------------|--------------------------|--------------------------|--|--|--|--|--|--|--|
| Section Times          | 1:10.86 [2]<br>(0:13.27) | 0:57.59 [1]<br>(0:10.44) | 0:47.15 [1]<br>(0:10.92) | 0:36.23 [1]<br>(0:11.33) | 0:24.90 [1]<br>(0:12.06) | 0:12.84 [1]<br>(0:12.84) |  |  |  |  |  |  |  |
| Average Speed [km/h]   | 54.4                     | 69.3                     | 66.8                     | 63.8                     | 59.6                     | 56.3                     |  |  |  |  |  |  |  |
| Top Speed [km/h]       | 68.6                     | 70.2                     | 68.5                     | 66.2                     | 62.2                     | 61.6                     |  |  |  |  |  |  |  |
| Avg. Dist. to Rail [m] | 5.9                      | 0.9                      | 2.4                      | 0.5                      | 0.3                      | 1.7                      |  |  |  |  |  |  |  |
| Avg. Stride Freq. [Hz] | 2.4                      | 2.5                      | 2.5                      | 2.4                      | 2.3                      | 2.2                      |  |  |  |  |  |  |  |
| Avg. Stride Length [m] | 6.3                      | 7.6                      | 7.5                      | 7.5                      | 7.2                      | 6.9                      |  |  |  |  |  |  |  |



- [ ] Ranking at each section and finish
- .-.- No data available at this section
- NA No data available



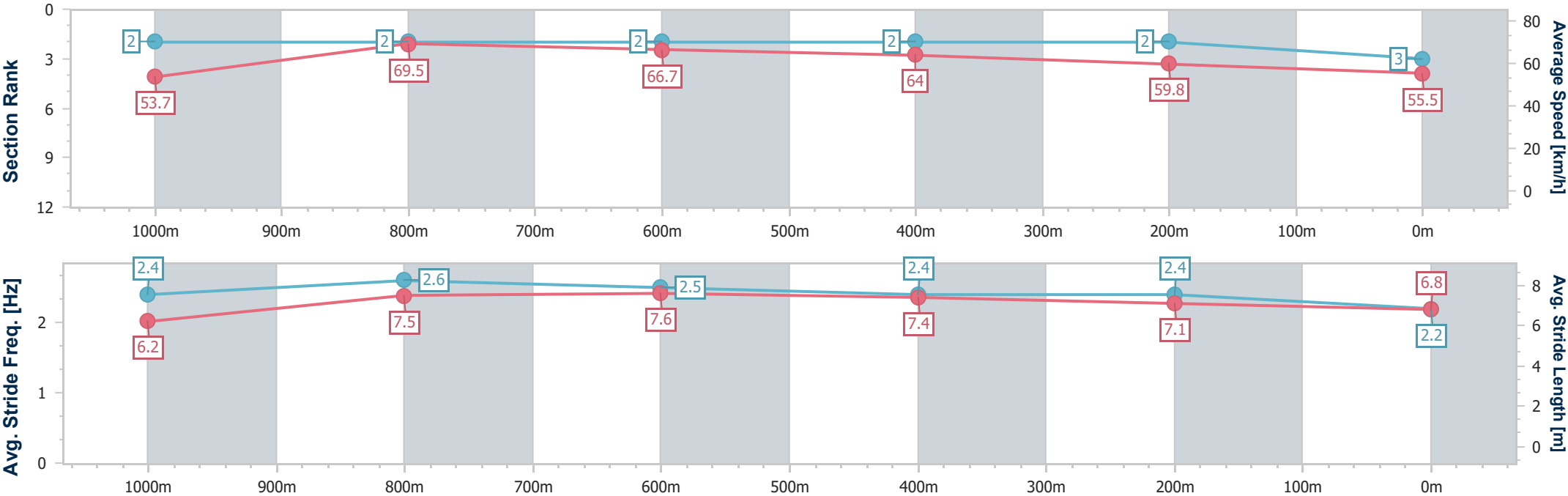
|                                |                 |
|--------------------------------|-----------------|
| Horse/Jockey Name              | Cat Call        |
| Final Rank                     | 3               |
| Fastest Section Time (Section) | 0:10.46 (1000m) |
| Top Speed [km/h] (Section)     | 70.7 (1000m)    |
| Race State                     | Finished        |



Aquis Park Gold Coast PolyProfessional  
Race 6: COASTAL TIPPER HIRE BENCHMARK 55 Handicap - 1200m  
25 October 2025 - 16:49  
Track Rating: Synthetic, Weather: Fine, Rail Position: True



| Section                | Overall                  | 1000m                    | 800m                     | 600m                     | 400m                     | 200m                     |  |  |  |  |  |  |  |
|------------------------|--------------------------|--------------------------|--------------------------|--------------------------|--------------------------|--------------------------|--|--|--|--|--|--|--|
| Section Times          | 1:11.26 [3]<br>(0:13.41) | 0:57.85 [2]<br>(0:10.46) | 0:47.39 [2]<br>(0:10.92) | 0:36.47 [2]<br>(0:11.34) | 0:25.13 [2]<br>(0:12.06) | 0:13.07 [2]<br>(0:13.07) |  |  |  |  |  |  |  |
| Average Speed [km/h]   | 53.7                     | 69.5                     | 66.7                     | 64.0                     | 59.8                     | 55.5                     |  |  |  |  |  |  |  |
| Top Speed [km/h]       | 68.5                     | 70.7                     | 68.2                     | 66.7                     | 61.5                     | 58.1                     |  |  |  |  |  |  |  |
| Avg. Dist. to Rail [m] | 6.0                      | 3.3                      | 2.2                      | 2.0                      | 2.4                      | 4.6                      |  |  |  |  |  |  |  |
| Avg. Stride Freq. [Hz] | 2.4                      | 2.6                      | 2.5                      | 2.4                      | 2.4                      | 2.2                      |  |  |  |  |  |  |  |
| Avg. Stride Length [m] | 6.2                      | 7.5                      | 7.6                      | 7.4                      | 7.1                      | 6.8                      |  |  |  |  |  |  |  |





|                                |                 |
|--------------------------------|-----------------|
| Horse/Jockey Name              | Rock Lobster    |
| Final Rank                     | 4               |
| Fastest Section Time (Section) | 0:10.76 (1000m) |
| Top Speed [km/h] (Section)     | 69.2 (1000m)    |
| Race State                     | Finished        |



Aquis Park Gold Coast PolyProfessional

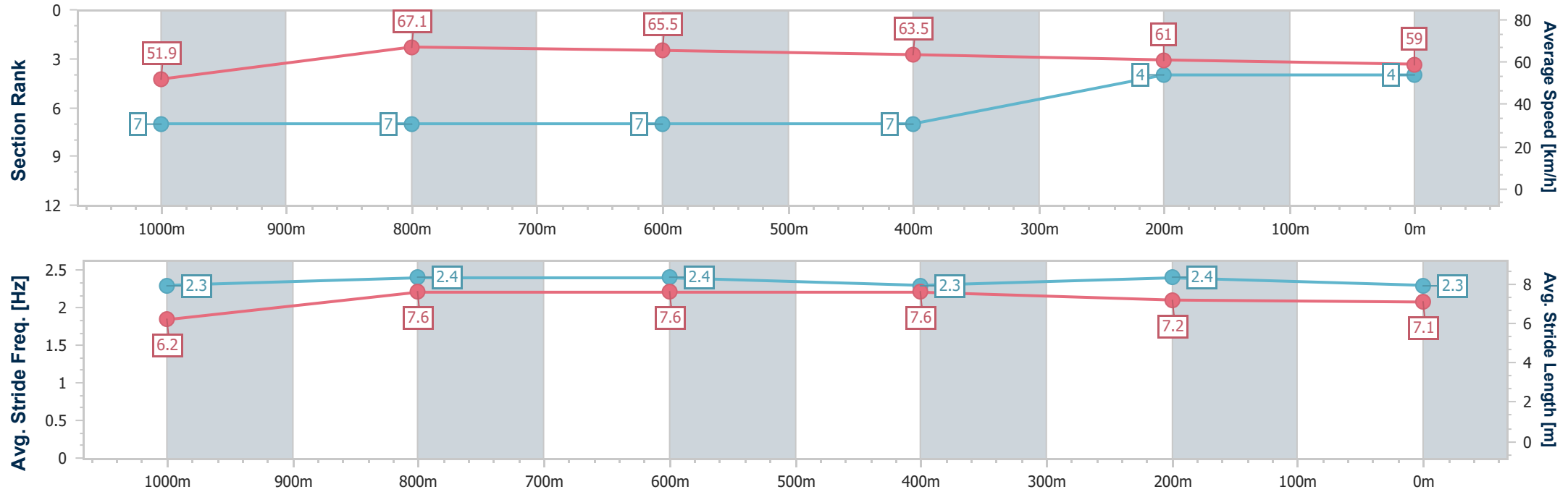
Race 6: COASTAL TIPPER HIRE BENCHMARK 55 Handicap - 1200m

25 October 2025 - 16:49

Track Rating: Synthetic, Weather: Fine, Rail Position: True

AQUIS PARK  
HOME OF THE GOLD COAST  
TRIP CLUB & SPORT CENTRE

| Section                | Overall                  | 1000m                    | 800m                     | 600m                     | 400m                     | 200m                     |  |  |  |  |  |  |  |
|------------------------|--------------------------|--------------------------|--------------------------|--------------------------|--------------------------|--------------------------|--|--|--|--|--|--|--|
| Section Times          | 1:11.30 [4]<br>(0:13.89) | 0:57.41 [7]<br>(0:10.76) | 0:46.65 [7]<br>(0:11.07) | 0:35.58 [7]<br>(0:11.40) | 0:24.18 [7]<br>(0:11.87) | 0:12.31 [4]<br>(0:12.31) |  |  |  |  |  |  |  |
| Average Speed [km/h]   | 51.9                     | 67.1                     | 65.5                     | 63.5                     | 61.0                     | 59.0                     |  |  |  |  |  |  |  |
| Top Speed [km/h]       | 65.2                     | 69.2                     | 67.8                     | 66.2                     | 61.9                     | 60.8                     |  |  |  |  |  |  |  |
| Avg. Dist. to Rail [m] | 1.8                      | 1.6                      | 1.5                      | 1.1                      | 4.8                      | 6.0                      |  |  |  |  |  |  |  |
| Avg. Stride Freq. [Hz] | 2.3                      | 2.4                      | 2.4                      | 2.3                      | 2.4                      | 2.3                      |  |  |  |  |  |  |  |
| Avg. Stride Length [m] | 6.2                      | 7.6                      | 7.6                      | 7.6                      | 7.2                      | 7.1                      |  |  |  |  |  |  |  |





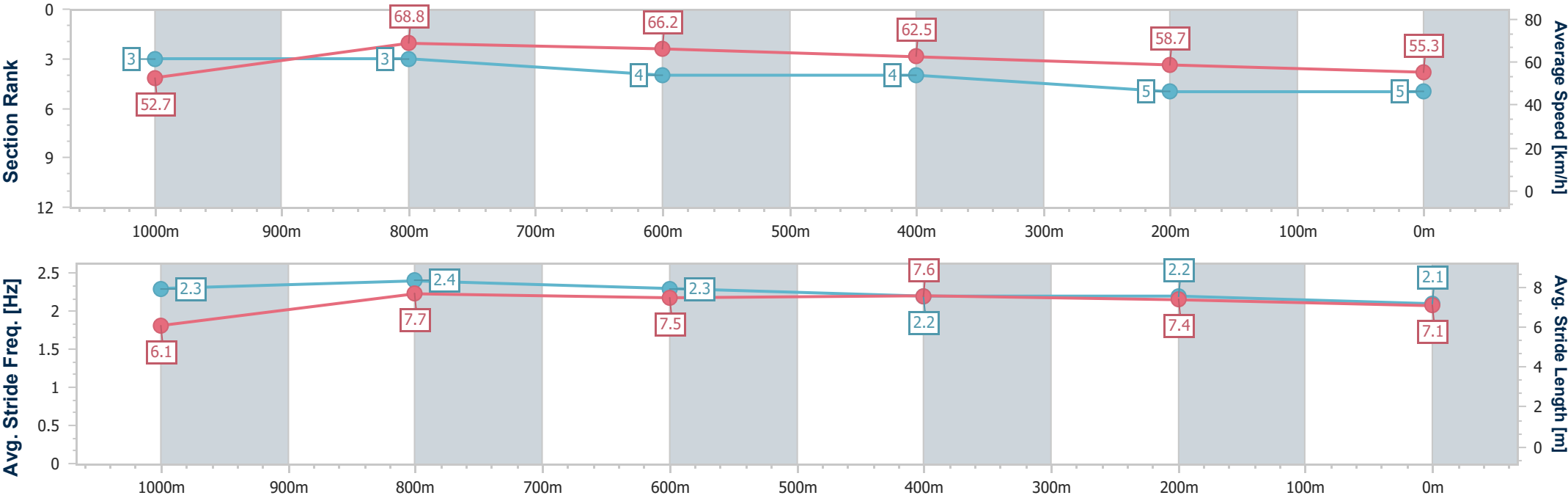
|                                |                 |
|--------------------------------|-----------------|
| Horse/Jockey Name              | Minto's Prince  |
| Final Rank                     | 5               |
| Fastest Section Time (Section) | 0:10.52 (1000m) |
| Top Speed [km/h] (Section)     | 69.5 (1000m)    |
| Race State                     | Finished        |



Aquis Park Gold Coast PolyProfessional  
Race 6: COASTAL TIPPER HIRE BENCHMARK 55 Handicap - 1200m  
25 October 2025 - 16:49  
Track Rating: Synthetic, Weather: Fine, Rail Position: True



| Section                | Overall                  | 1000m                    | 800m                     | 600m                     | 400m                     | 200m                     |  |  |  |  |  |  |  |
|------------------------|--------------------------|--------------------------|--------------------------|--------------------------|--------------------------|--------------------------|--|--|--|--|--|--|--|
| Section Times          | 1:12.08 [5]<br>(0:13.65) | 0:58.43 [3]<br>(0:10.52) | 0:47.91 [3]<br>(0:10.97) | 0:36.94 [4]<br>(0:11.58) | 0:25.36 [4]<br>(0:12.32) | 0:13.04 [5]<br>(0:13.04) |  |  |  |  |  |  |  |
| Average Speed [km/h]   | 52.7                     | 68.8                     | 66.2                     | 62.5                     | 58.7                     | 55.3                     |  |  |  |  |  |  |  |
| Top Speed [km/h]       | 68.3                     | 69.5                     | 68.3                     | 65.8                     | 59.9                     | 58.0                     |  |  |  |  |  |  |  |
| Avg. Dist. to Rail [m] | 4.5                      | 1.8                      | 1.6                      | 1.2                      | 2.2                      | 3.1                      |  |  |  |  |  |  |  |
| Avg. Stride Freq. [Hz] | 2.3                      | 2.4                      | 2.3                      | 2.2                      | 2.2                      | 2.1                      |  |  |  |  |  |  |  |
| Avg. Stride Length [m] | 6.1                      | 7.7                      | 7.5                      | 7.6                      | 7.4                      | 7.1                      |  |  |  |  |  |  |  |





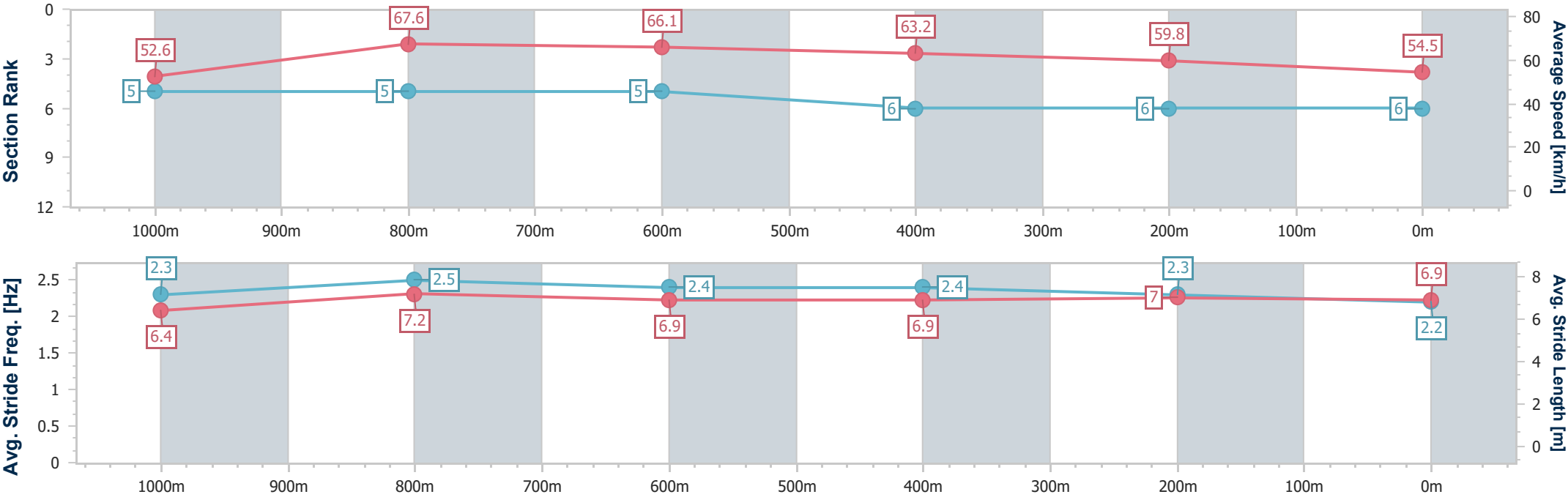
|                                |                 |
|--------------------------------|-----------------|
| Horse/Jockey Name              | Grandeur Rose   |
| Final Rank                     | 6               |
| Fastest Section Time (Section) | 0:10.66 (1000m) |
| Top Speed [km/h] (Section)     | 68.6 (1000m)    |
| Race State                     | Finished        |



Aquis Park Gold Coast PolyProfessional  
Race 6: COASTAL TIPPER HIRE BENCHMARK 55 Handicap - 1200m  
25 October 2025 - 16:49  
Track Rating: Synthetic, Weather: Fine, Rail Position: True



| Section                | Overall                  | 1000m                    | 800m                     | 600m                     | 400m                     | 200m                     |  |  |  |  |  |  |  |
|------------------------|--------------------------|--------------------------|--------------------------|--------------------------|--------------------------|--------------------------|--|--|--|--|--|--|--|
| Section Times          | 1:12.44 [6]<br>(0:13.74) | 0:58.70 [5]<br>(0:10.66) | 0:48.04 [5]<br>(0:11.03) | 0:37.01 [5]<br>(0:11.53) | 0:25.48 [6]<br>(0:12.22) | 0:13.26 [6]<br>(0:13.26) |  |  |  |  |  |  |  |
| Average Speed [km/h]   | 52.6                     | 67.6                     | 66.1                     | 63.2                     | 59.8                     | 54.5                     |  |  |  |  |  |  |  |
| Top Speed [km/h]       | 67.2                     | 68.6                     | 67.0                     | 65.6                     | 60.7                     | 58.1                     |  |  |  |  |  |  |  |
| Avg. Dist. to Rail [m] | 3.1                      | 1.1                      | 2.3                      | 2.8                      | 5.8                      | 6.4                      |  |  |  |  |  |  |  |
| Avg. Stride Freq. [Hz] | 2.3                      | 2.5                      | 2.4                      | 2.4                      | 2.3                      | 2.2                      |  |  |  |  |  |  |  |
| Avg. Stride Length [m] | 6.4                      | 7.2                      | 6.9                      | 6.9                      | 7.0                      | 6.9                      |  |  |  |  |  |  |  |



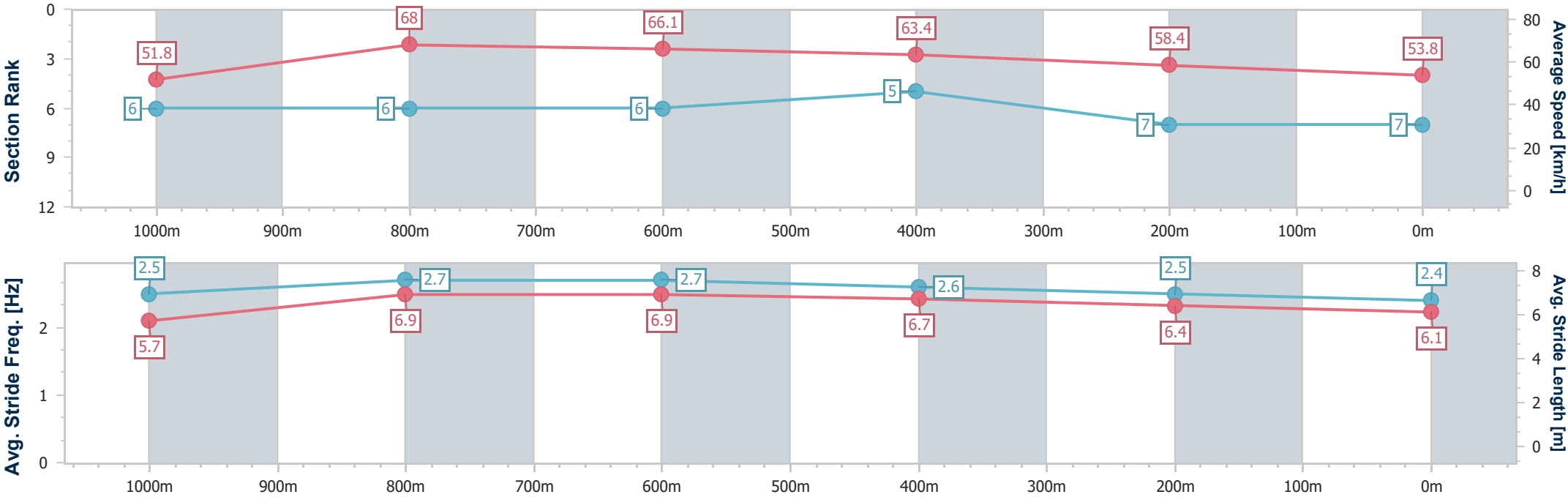


|                                |                 |
|--------------------------------|-----------------|
| Horse/Jockey Name              | Bombiscuit      |
| Final Rank                     | 7               |
| Fastest Section Time (Section) | 0:10.58 (1000m) |
| Top Speed [km/h] (Section)     | 69.9 (1000m)    |
| Race State                     | Finished        |



25 October 2025 - 16:49  
Track Rating: Synthetic, Weather: Fine, Rail Position: True

| Section                | Overall                  | 1000m                    | 800m                     | 600m                     | 400m                     | 200m                     |  |  |  |  |  |  |  |
|------------------------|--------------------------|--------------------------|--------------------------|--------------------------|--------------------------|--------------------------|--|--|--|--|--|--|--|
| Section Times          | 1:12.76 [7]<br>(0:13.88) | 0:58.88 [6]<br>(0:10.58) | 0:48.30 [6]<br>(0:10.98) | 0:37.32 [6]<br>(0:11.46) | 0:25.86 [5]<br>(0:12.41) | 0:13.45 [7]<br>(0:13.45) |  |  |  |  |  |  |  |
| Average Speed [km/h]   | 51.8                     | 68.0                     | 66.1                     | 63.4                     | 58.4                     | 53.8                     |  |  |  |  |  |  |  |
| Top Speed [km/h]       | 66.7                     | 69.9                     | 66.6                     | 66.7                     | 60.8                     | 56.2                     |  |  |  |  |  |  |  |
| Avg. Dist. to Rail [m] | 0.5                      | 0.3                      | 1.0                      | 1.8                      | 4.1                      | 4.2                      |  |  |  |  |  |  |  |
| Avg. Stride Freq. [Hz] | 2.5                      | 2.7                      | 2.7                      | 2.6                      | 2.5                      | 2.4                      |  |  |  |  |  |  |  |
| Avg. Stride Length [m] | 5.7                      | 6.9                      | 6.9                      | 6.7                      | 6.4                      | 6.1                      |  |  |  |  |  |  |  |



- [ ] Ranking at each section and finish
- .-.- No data available at this section
- NA No data available



|                                |                 |
|--------------------------------|-----------------|
| Horse/Jockey Name              | Beachside Babe  |
| Final Rank                     | 8               |
| Fastest Section Time (Section) | 0:10.77 (1000m) |
| Top Speed [km/h] (Section)     | 68.6 (1000m)    |
| Race State                     | Finished        |



Aquis Park Gold Coast PolyProfessional

Race 6: COASTAL TIPPER HIRE BENCHMARK 55 Handicap - 1200m

25 October 2025 - 16:49

Track Rating: Synthetic, Weather: Fine, Rail Position: True

AQUIS PARK  
HOME OF THE GOLD COAST  
TRIP CLUB & SPORT CENTRE

| Section                | Overall                  | 1000m                    | 800m                     | 600m                     | 400m                     | 200m                     |  |  |  |  |  |  |  |
|------------------------|--------------------------|--------------------------|--------------------------|--------------------------|--------------------------|--------------------------|--|--|--|--|--|--|--|
| Section Times          | 1:13.42 [8]<br>(0:14.26) | 0:59.16 [8]<br>(0:10.77) | 0:48.39 [8]<br>(0:10.83) | 0:37.56 [8]<br>(0:11.32) | 0:26.24 [8]<br>(0:12.39) | 0:13.85 [8]<br>(0:13.85) |  |  |  |  |  |  |  |
| Average Speed [km/h]   | 50.6                     | 67.5                     | 66.2                     | 63.4                     | 58.2                     | 52.2                     |  |  |  |  |  |  |  |
| Top Speed [km/h]       | 65.0                     | 68.6                     | 66.8                     | 66.3                     | 60.6                     | 55.8                     |  |  |  |  |  |  |  |
| Avg. Dist. to Rail [m] | 5.4                      | 4.2                      | 0.6                      | 0.3                      | 0.4                      | 0.2                      |  |  |  |  |  |  |  |
| Avg. Stride Freq. [Hz] | 2.2                      | 2.6                      | 2.5                      | 2.5                      | 2.4                      | 2.3                      |  |  |  |  |  |  |  |
| Avg. Stride Length [m] | 6.3                      | 6.9                      | 6.9                      | 6.9                      | 6.8                      | 6.3                      |  |  |  |  |  |  |  |

