



**Toowoomba Professional**  
**Race 1: MCGREGOR GOURLAY QTIS Three-Year-Old & Four-Year-Old**  
**BENCHMARK 58 Handicap - 1000m**  
**25 October 2025 - 17:16**



Track Rating: Good 4, Weather: Fine, Rail Position: True

Section						Overall	800m	600m	400m	200m			Last 600m
Field Times						0:59.46 (0:13.61)	0:45.85 (0:11.18)	0:34.67 (0:11.59)	0:23.08 (0:11.34)	0:11.74 (0:11.74)			0:34.67
Rank	TAB	Horse/Jockey	Barrier	Top Speed [km/h]	Fastest Section						Margin		Distance Travelled [m]
1	7	HORRIBLE HANK	5	69.1	0:10.73	0:59.46 [1]	0:44.86 [8]	0:34.13 [6]	0:22.63 [6]	0:11.33 [5]	0:59.46	0:34.13	
		Hannah Richardson		800m	800m	(0:14.60)	(0:10.73)	(0:11.50)	(0:11.30)	(0:11.33)			
2	6	EXPRESS CODE	6	67.9	0:11.18	0:59.46 [2]	0:45.85 [1]	0:34.67 [1]	0:23.08 [2]	0:11.74 [1]	0.03L	0:34.67	-10
		Robbie Downey		Overall	800m	(0:13.61)	(0:11.18)	(0:11.59)	(0:11.34)	(0:11.74)			
3	2	BEE TWO	4	67.1	0:11.02	0:59.77 [3]	0:45.32 [7]	0:34.30 [8]	0:22.87 [7]	0:11.59 [6]	1.83L	0:34.30	-23
		Kelsey Lenton		800m	800m	(0:14.45)	(0:11.02)	(0:11.43)	(0:11.28)	(0:11.59)			
4	3	BOLD BIDDER	1	66.5	0:11.28	0:59.82 [4]	0:45.93 [3]	0:34.65 [5]	0:23.20 [3]	0:11.88 [3]	2.09L	0:34.65	-6
		Karl Zechner		800m	800m	(0:13.89)	(0:11.28)	(0:11.45)	(0:11.32)	(0:11.88)			
5	11	SPIRITOF THE OCEAN	7	67.7	0:10.96	0:59.96 [5]	0:45.89 [5]	0:34.93 [3]	0:23.29 [4]	0:11.96 [4]	2.94L	0:34.93	-1
		Corey Bayliss		800m	800m	(0:14.07)	(0:10.96)	(0:11.64)	(0:11.33)	(0:11.96)			
6	9	KING OF GERALDINE	8	67.4	0:11.08	1:00.04 [6]	0:46.28 [2]	0:35.20 [2]	0:23.66 [1]	0:12.14 [2]	3.39L	0:35.20	-5
		Olivia Kendal		Overall	800m	(0:13.76)	(0:11.08)	(0:11.54)	(0:11.52)	(0:12.14)			
7	4	HEROIC BEACH	2	67.6	0:11.11	1:00.08 [7]	0:46.15 [4]	0:35.04 [4]	0:23.30 [5]	0:11.82 [7]	3.68L	0:35.04	+0
		Rob Thorburn		Overall	800m	(0:13.93)	(0:11.11)	(0:11.74)	(0:11.48)	(0:11.82)			
8	12	MISHANI BREEZE	3	67.3	0:11.01	1:00.23 [8]	0:45.87 [6]	0:34.86 [7]	0:23.09 [8]	0:11.82 [8]	4.54L	0:34.86	-8
		Jade Metcalfe		600m	800m	(0:14.36)	(0:11.01)	(0:11.77)	(0:11.27)	(0:11.82)			

Scratched: Shows A Sign (#1), Mhasahn (#10), Zarippa (#5), Saga's Girl (#8)



Horse/Jockey Name	Horrible Hank
Final Rank	1
Fastest Section Time (Section)	0:10.73 (800m)
Top Speed [km/h] (Section)	69.1 (800m)
Race State	Finished



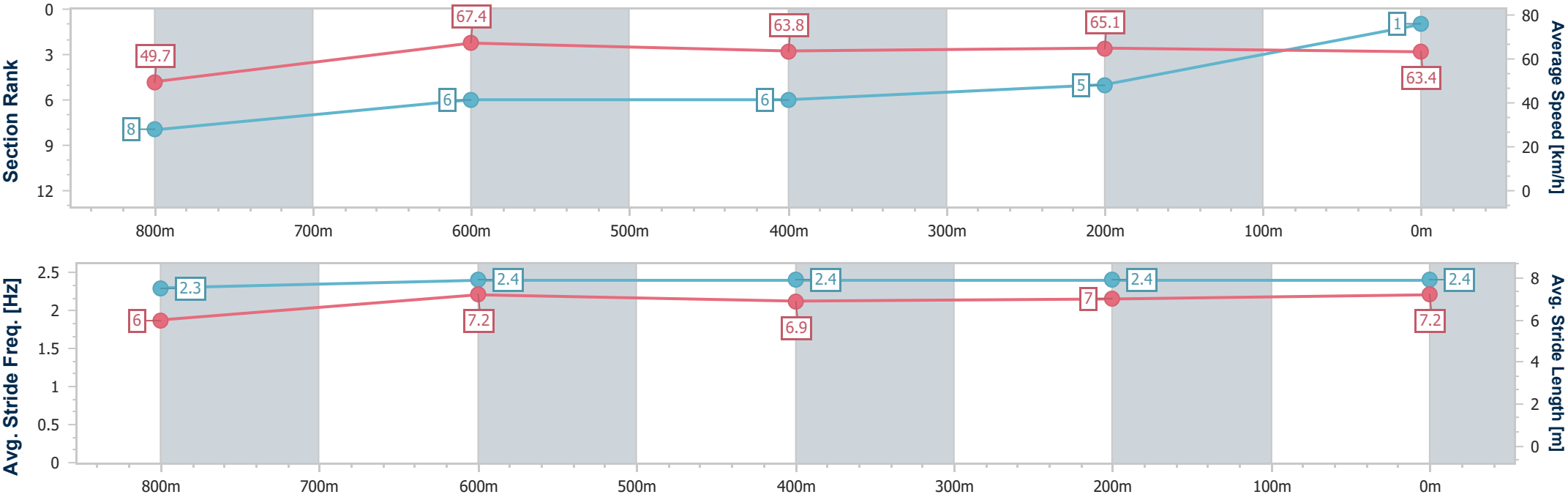
ToowoombaProfessional  
Race 1: MCGREGOR GOURLAY QTIS Three-Year-Old & Four-Year-Old BENCHMARK 58 Handicap - 1000m



25 October 2025 - 17:16

Track Rating: Good 4, Weather: Fine, Rail Position: True

Section	Overall	800m	600m	400m	200m										
Section Times	0:59.46 [1] (0:14.60)	0:44.86 [8] (0:10.73)	0:34.13 [6] (0:11.50)	0:22.63 [6] (0:11.30)	0:11.33 [5] (0:11.33)										
Average Speed [km/h]	49.7	67.4	63.8	65.1	63.4										
Top Speed [km/h]	66.2	69.1	65.1	67.0	65.0										
Avg. Dist. to Rail [m]	6.6	2.1	3.1	6.1	6.8										
Avg. Stride Freq. [Hz]	2.3	2.4	2.4	2.4	2.4										
Avg. Stride Length [m]	6.0	7.2	6.9	7.0	7.2										



- [ ] Ranking at each section and finish
- .-.- No data available at this section
- NA No data available



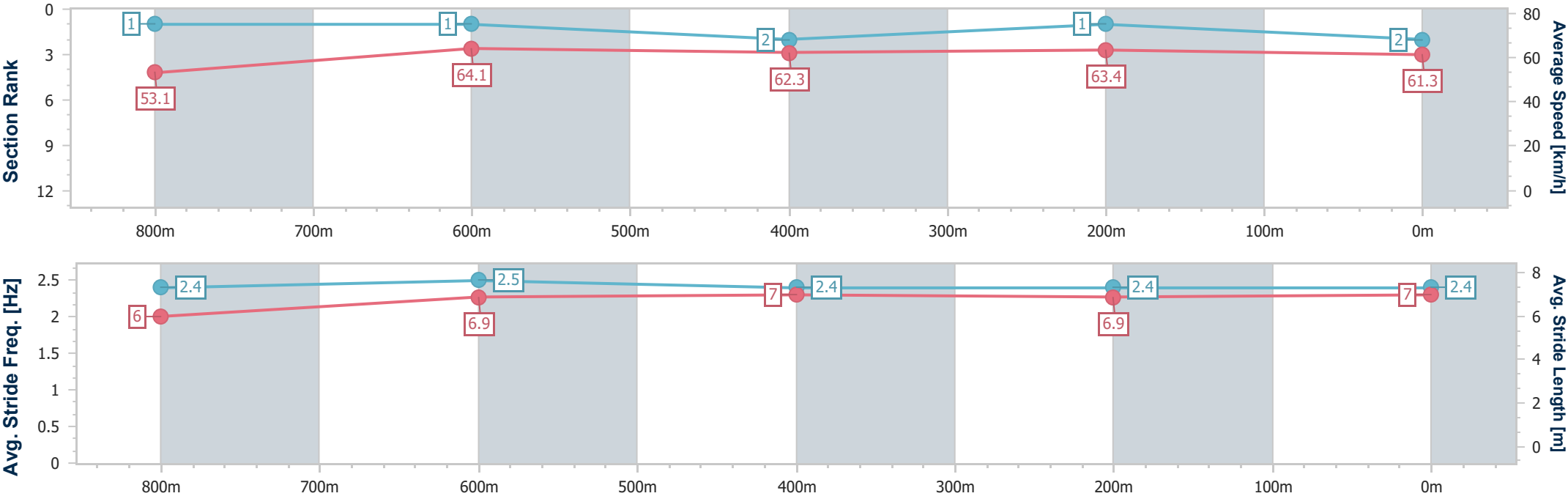
Horse/Jockey Name	Express Code
Final Rank	2
Fastest Section Time (Section)	0:11.18 (800m)
Top Speed [km/h] (Section)	67.9 (Overall)
Race State	Finished



ToowoombaProfessional  
Race 1: MCGREGOR GOURLAY QTIS Three-Year-Old & Four-Year-Old BENCHMARK 58 Handicap - 1000m  
25 October 2025 - 17:16  
Track Rating: Good 4, Weather: Fine, Rail Position: True



Section	Overall	800m	600m	400m	200m										
Section Times	0:59.46 [2] (0:13.61)	0:45.85 [1] (0:11.18)	0:34.67 [1] (0:11.59)	0:23.08 [2] (0:11.34)	0:11.74 [1] (0:11.74)										
Average Speed [km/h]	53.1	64.1	62.3	63.4	61.3										
Top Speed [km/h]	67.9	66.1	63.4	64.4	64.1										
Avg. Dist. to Rail [m]	5.0	0.7	0.3	1.3	1.9										
Avg. Stride Freq. [Hz]	2.4	2.5	2.4	2.4	2.4										
Avg. Stride Length [m]	6.0	6.9	7.0	6.9	7.0										





Horse/Jockey Name	Bee Two
Final Rank	3
Fastest Section Time (Section)	0:11.02 (800m)
Top Speed [km/h] (Section)	67.1 (800m)
Race State	Finished



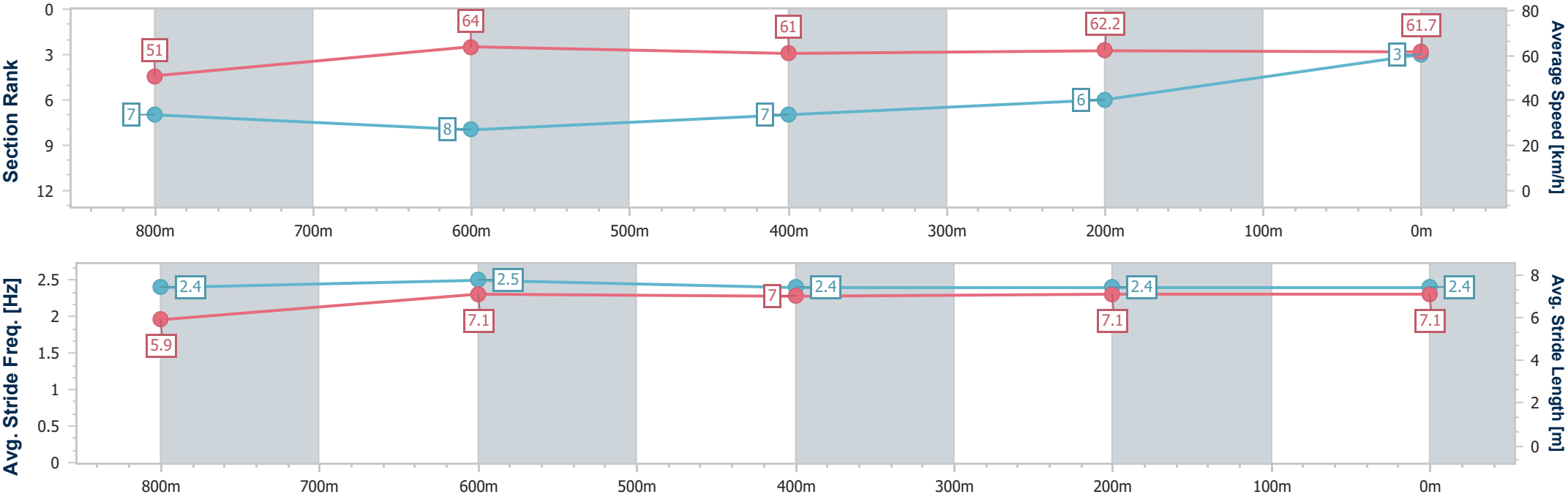
ToowoombaProfessional  
Race 1: MCGREGOR GOURLAY QTIS Three-Year-Old & Four-Year-Old BENCHMARK 58 Handicap - 1000m



25 October 2025 - 17:16

Track Rating: Good 4, Weather: Fine, Rail Position: True

Section	Overall	800m	600m	400m	200m									
Section Times	0:59.77 [3] (0:14.45)	0:45.32 [7] (0:11.02)	0:34.30 [8] (0:11.43)	0:22.87 [7] (0:11.28)	0:11.59 [6] (0:11.59)									
Average Speed [km/h]	51.0	64.0	61.0	62.2	61.7									
Top Speed [km/h]	62.8	67.1	66.8	64.0	64.2									
Avg. Dist. to Rail [m]	9.9	2.5	0.7	2.6	4.5									
Avg. Stride Freq. [Hz]	2.4	2.5	2.4	2.4	2.4									
Avg. Stride Length [m]	5.9	7.1	7.0	7.1	7.1									



- [ ] Ranking at each section and finish
- .-.- No data available at this section
- NA No data available



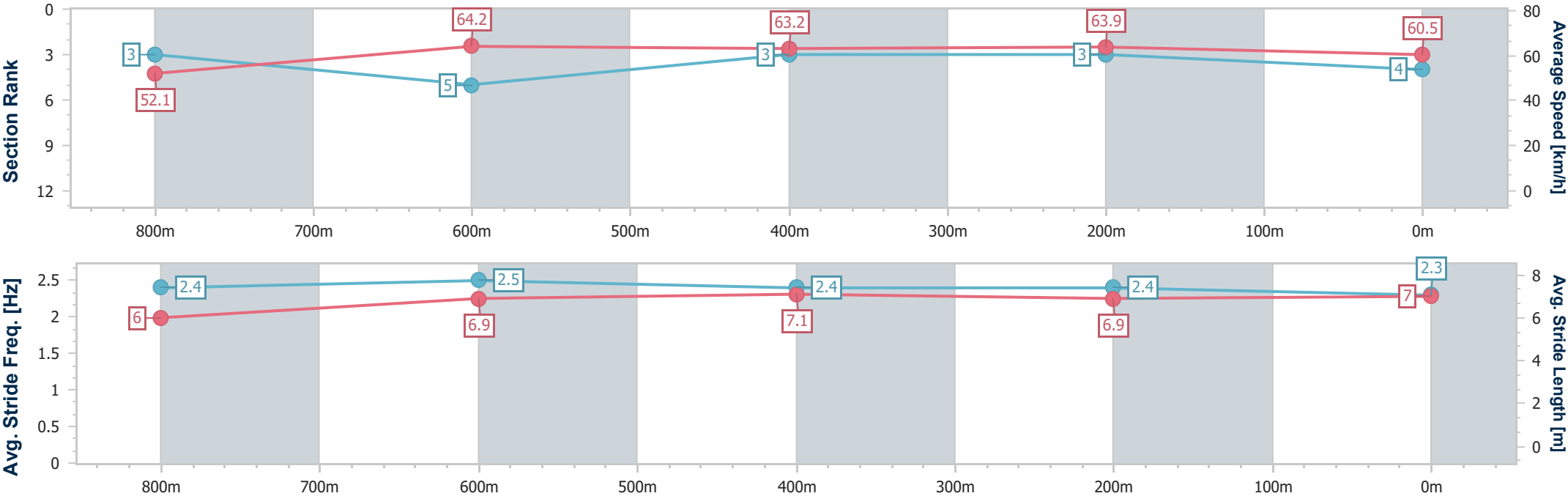
Horse/Jockey Name	Bold Bidder
Final Rank	4
Fastest Section Time (Section)	0:11.28 (800m)
Top Speed [km/h] (Section)	66.5 (800m)
Race State	Finished



ToowoombaProfessional  
Race 1: MCGREGOR GOURLAY QTIS Three-Year-Old & Four-Year-Old BENCHMARK 58 Handicap - 1000m  
25 October 2025 - 17:16  
Track Rating: Good 4, Weather: Fine, Rail Position: True



Section	Overall	800m	600m	400m	200m									
Section Times	0:59.82 [4] (0:13.89)	0:45.93 [3] (0:11.28)	0:34.65 [5] (0:11.45)	0:23.20 [3] (0:11.32)	0:11.88 [3] (0:11.88)									
Average Speed [km/h]	52.1	64.2	63.2	63.9	60.5									
Top Speed [km/h]	66.2	66.5	64.2	65.6	62.9									
Avg. Dist. to Rail [m]	6.0	1.7	0.8	0.9	1.3									
Avg. Stride Freq. [Hz]	2.4	2.5	2.4	2.4	2.3									
Avg. Stride Length [m]	6.0	6.9	7.1	6.9	7.0									





Horse/Jockey Name	Spiritof The Ocean
Final Rank	5
Fastest Section Time (Section)	0:10.96 (800m)
Top Speed [km/h] (Section)	67.7 (800m)
Race State	Finished



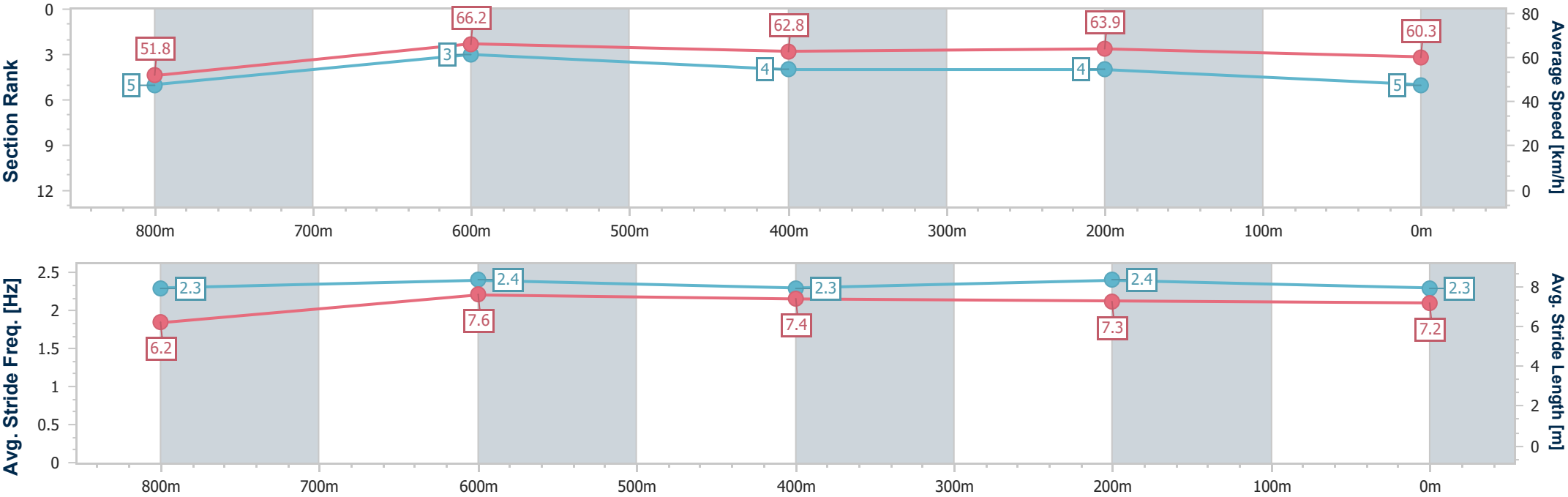
ToowoombaProfessional  
Race 1: MCGREGOR GOURLAY QTIS Three-Year-Old & Four-Year-Old BENCHMARK 58 Handicap - 1000m



25 October 2025 - 17:16

Track Rating: Good 4, Weather: Fine, Rail Position: True

Section	Overall	800m	600m	400m	200m									
Section Times	0:59.96 [5] (0:14.07)	0:45.89 [5] (0:10.96)	0:34.93 [3] (0:11.64)	0:23.29 [4] (0:11.33)	0:11.96 [4] (0:11.96)									
Average Speed [km/h]	51.8	66.2	62.8	63.9	60.3									
Top Speed [km/h]	67.6	67.7	65.7	65.1	62.7									
Avg. Dist. to Rail [m]	8.2	3.0	3.0	1.4	1.6									
Avg. Stride Freq. [Hz]	2.3	2.4	2.3	2.4	2.3									
Avg. Stride Length [m]	6.2	7.6	7.4	7.3	7.2									



- [ ] Ranking at each section and finish
- .-.- No data available at this section
- NA No data available



Horse/Jockey Name	King Of Geraldine
Final Rank	6
Fastest Section Time (Section)	0:11.08 (800m)
Top Speed [km/h] (Section)	67.4 (Overall)
Race State	Finished



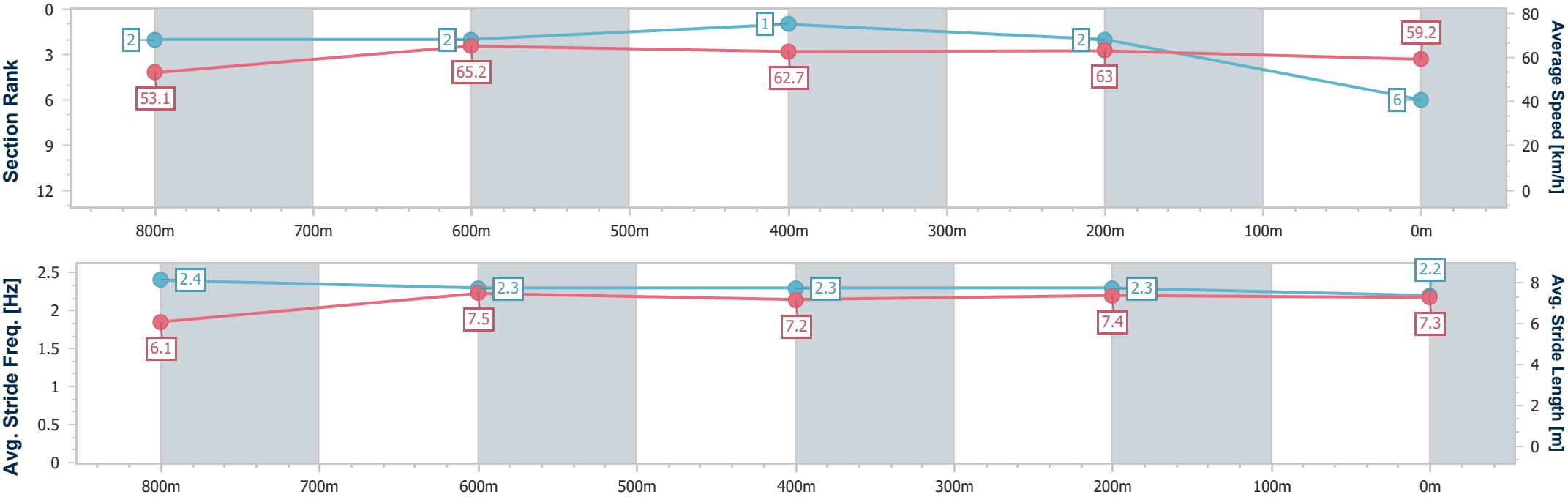
ToowoombaProfessional  
Race 1: MCGREGOR GOURLAY QTIS Three-Year-Old & Four-Year-Old BENCHMARK 58 Handicap - 1000m



25 October 2025 - 17:16

Track Rating: Good 4, Weather: Fine, Rail Position: True

Section	Overall	800m	600m	400m	200m										
Section Times	1:00.04 [6] (0:13.76)	0:46.28 [2] (0:11.08)	0:35.20 [2] (0:11.54)	0:23.66 [1] (0:11.52)	0:12.14 [2] (0:12.14)										
Average Speed [km/h]	53.1	65.2	62.7	63.0	59.2										
Top Speed [km/h]	67.4	67.1	64.3	63.4	61.8										
Avg. Dist. to Rail [m]	8.7	1.2	1.4	1.5	2.4										
Avg. Stride Freq. [Hz]	2.4	2.3	2.3	2.3	2.2										
Avg. Stride Length [m]	6.1	7.5	7.2	7.4	7.3										





Horse/Jockey Name	Heroic Beach
Final Rank	7
Fastest Section Time (Section)	0:11.11 (800m)
Top Speed [km/h] (Section)	67.6 (Overall)
Race State	Finished



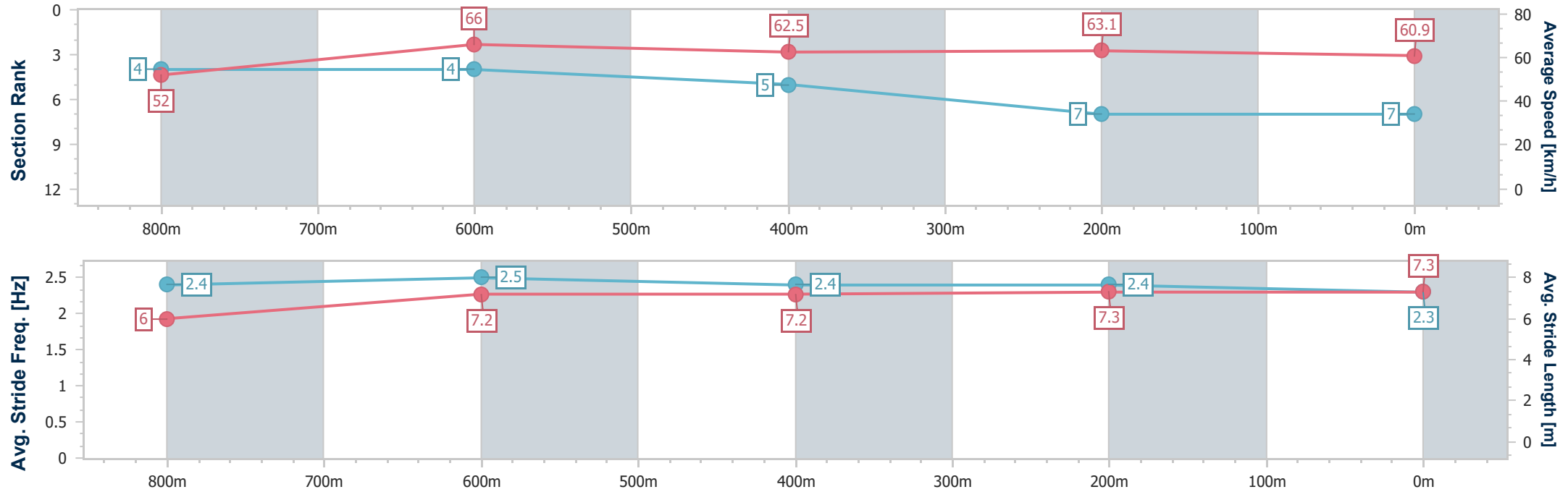
ToowoombaProfessional  
Race 1: MCGREGOR GOURLAY QTIS Three-Year-Old & Four-Year-Old BENCHMARK 58 Handicap - 1000m



25 October 2025 - 17:16

Track Rating: Good 4, Weather: Fine, Rail Position: True

Section	Overall	800m	600m	400m	200m										
Section Times	1:00.08 [7] (0:13.93)	0:46.15 [4] (0:11.11)	0:35.04 [4] (0:11.74)	0:23.30 [5] (0:11.48)	0:11.82 [7] (0:11.82)										
Average Speed [km/h]	52.0	66.0	62.5	63.1	60.9										
Top Speed [km/h]	67.6	67.5	65.2	64.4	62.6										
Avg. Dist. to Rail [m]	5.6	4.3	4.4	1.2	1.5										
Avg. Stride Freq. [Hz]	2.4	2.5	2.4	2.4	2.3										
Avg. Stride Length [m]	6.0	7.2	7.2	7.3	7.3										



- [ ] Ranking at each section and finish
- .-.- No data available at this section
- NA No data available





Horse/Jockey Name	Mishani Breeze
Final Rank	8
Fastest Section Time (Section)	0:11.01 (800m)
Top Speed [km/h] (Section)	67.3 (600m)
Race State	Finished



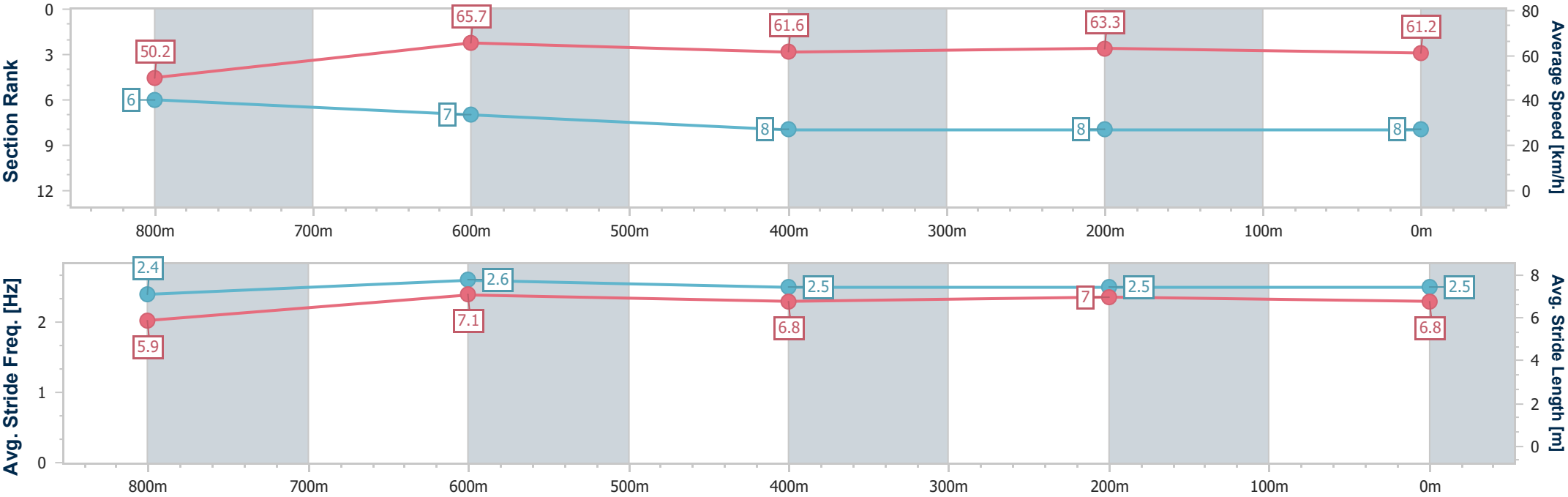
ToowoombaProfessional  
Race 1: MCGREGOR GOURLAY QTIS Three-Year-Old & Four-Year-Old BENCHMARK 58 Handicap - 1000m



25 October 2025 - 17:16

Track Rating: Good 4, Weather: Fine, Rail Position: True

Section	Overall	800m	600m	400m	200m									
Section Times	1:00.23 [8] (0:14.36)	0:45.87 [6] (0:11.01)	0:34.86 [7] (0:11.77)	0:23.09 [8] (0:11.27)	0:11.82 [8] (0:11.82)									
Average Speed [km/h]	50.2	65.7	61.6	63.3	61.2									
Top Speed [km/h]	66.7	67.1	67.3	65.0	63.0									
Avg. Dist. to Rail [m]	4.6	1.0	1.7	2.3	1.5									
Avg. Stride Freq. [Hz]	2.4	2.6	2.5	2.5	2.5									
Avg. Stride Length [m]	5.9	7.1	6.8	7.0	6.8									





# Toowoomba Professional

## Race 2: MAKTRANS QLD BENCHMARK 62 Handicap - 1625m

25 October 2025 - 17:54



Track Rating: Good 4, Weather: Fine, Rail Position: True

Section						Overall	1400m	1200m	1000m	800m	600m	400m	Last 600m	
Field Times						1:40.13 (0:15.06)	1:25.07 (0:11.01)	1:14.06 (0:11.67)	1:02.39 (0:12.40)	0:49.99 (0:12.77)	0:37.22 (0:12.58)	0:24.64 (0:12.50)	0:37.22	
Rank	TAB	Horse/Jockey	Barrier	Top Speed [km/h]	Fastest Section								Distance Travelled [m]	
1	5	MOONSHINE RUN	4	67.3	0:11.18	1:40.13 [1]	1:24.79 [5]	1:13.61 [5]	1:01.80 [5]	0:49.39 [5]	0:36.66 [5]	0:24.07 [5]	0:36.66	
		Karl Zechner		1400m	1400m	(0:15.34)	(0:11.18)	(0:11.81)	(0:12.41)	(0:12.73)	(0:12.59)	(0:12.04)		
2	7	SILVER AGENT	8	67.1	0:11.17	1:40.27 [2]	1:24.55 [8]	1:13.38 [8]	1:01.63 [8]	0:49.19 [7]	0:36.48 [8]	0:24.12 [6]	0:36.48	+9
		Jake Molloy		1400m	1400m	(0:15.72)	(0:11.17)	(0:11.75)	(0:12.44)	(0:12.71)	(0:12.36)	(0:12.12)		
3	3	MADALSA	2	67.6	0:11.18	1:40.28 [3]	1:25.07 [2]	1:13.89 [3]	1:02.10 [4]	0:49.70 [4]	0:37.04 [4]	0:24.32 [4]	0:37.04	+2
		Les Tilley		1400m	1400m	(0:15.21)	(0:11.18)	(0:11.79)	(0:12.40)	(0:12.66)	(0:12.72)	(0:12.22)		
4	4	SON OF BEEBEE	7	67.9	0:11.16	1:40.35 [4]	1:24.80 [7]	1:13.64 [6]	1:01.87 [6]	0:49.43 [6]	0:36.77 [6]	0:24.18 [7]	0:36.77	-12
		Robbie Downey		1400m	1400m	(0:15.55)	(0:11.16)	(0:11.77)	(0:12.44)	(0:12.66)	(0:12.59)	(0:12.29)		
5	9	SOMETHING FORJO	3	66.3	0:11.39	1:40.47 [5]	1:24.99 [6]	1:13.60 [7]	1:01.88 [7]	0:49.37 [8]	0:36.68 [7]	0:24.08 [8]	0:36.68	+3
		Corey Bayliss		1400m	1400m	(0:15.48)	(0:11.39)	(0:11.72)	(0:12.51)	(0:12.69)	(0:12.60)	(0:12.01)		
6	10	BESIEGE	5	67.4	0:11.24	1:40.86 [6]	1:25.63 [4]	1:14.39 [4]	1:02.92 [2]	0:50.52 [2]	0:37.67 [3]	0:25.04 [3]	0:37.67	-11
		Chelsea Baker		1400m	1400m	(0:15.23)	(0:11.24)	(0:11.47)	(0:12.40)	(0:12.85)	(0:12.63)	(0:12.55)		
7	6	RINGER'S REWARD	1	67.1	0:11.13	1:40.96 [7]	1:25.75 [3]	1:14.62 [2]	1:02.91 [3]	0:50.59 [3]	0:37.89 [2]	0:25.20 [2]	0:37.89	-4
		Kelsey Lenton		1400m	1400m	(0:15.21)	(0:11.13)	(0:11.71)	(0:12.32)	(0:12.70)	(0:12.69)	(0:12.50)		
8	2	SPRAY GUN	6	69.3	0:11.01	1:41.15 [8]	1:26.09 [1]	1:15.08 [1]	1:03.41 [1]	0:51.01 [1]	0:38.24 [1]	0:25.66 [1]	0:38.24	+4
		Rob Thorburn		1400m	1400m	(0:15.06)	(0:11.01)	(0:11.67)	(0:12.40)	(0:12.77)	(0:12.58)	(0:12.50)		

Scratched: Earl Of Devon (#1), Saxinoue (#8)



Toowoomba Professional  
Race 2: MAKTRANS QLD BENCHMARK 62 Handicap - 1625m  
25 October 2025 - 17:54



Track Rating: Good 4, Weather: Fine, Rail Position: True

Section Field Times		200m 0:12.14 (0:12.14)		Last 600m 0:37.22			
Rank	TAB	Horse/Jockey	Barrier	Top Speed [km/h]	Fastest Section	Margin	Distance Travelled [m]
1	5	MOONSHINE RUN	4	67.3	0:11.18	0:12.03 [2]	1:40.13
		Karl Zechner		1400m	1400m	(0:12.03)	0:36.66
2	7	SILVER AGENT	8	67.1	0:11.17	0:12.00 [5]	0.78L
		Jake Molloy		1400m	1400m	(0:12.00)	0:36.48 +9
3	3	MADALSA	2	67.6	0:11.18	0:12.10 [3]	0.88L
		Les Tilley		1400m	1400m	(0:12.10)	0:37.04 +2
4	4	SON OF BEEBEE	7	67.9	0:11.16	0:11.89 [8]	1.25L
		Robbie Downey		1400m	1400m	(0:11.89)	0:36.77 -12
5	9	SOMETHING FORJO	3	66.3	0:11.39	0:12.07 [7]	1.96L
		Corey Bayliss		1400m	1400m	(0:12.07)	0:36.68 +3
6	10	BESIEGE	5	67.4	0:11.24	0:12.49 [6]	4.29L
		Chelsea Baker		1400m	1400m	(0:12.49)	0:37.67 -11
7	6	RINGER'S REWARD	1	67.1	0:11.13	0:12.70 [4]	4.85L
		Kelsey Lenton		1400m	1400m	(0:12.70)	0:37.89 -4
8	2	SPRAY GUN	6	69.3	0:11.01	0:13.16 [1]	5.97L
		Rob Thorburn		1400m	1400m	(0:13.16)	0:38.24 +4

Scratched: Earl Of Devon (#1), Saxinoue (#8)



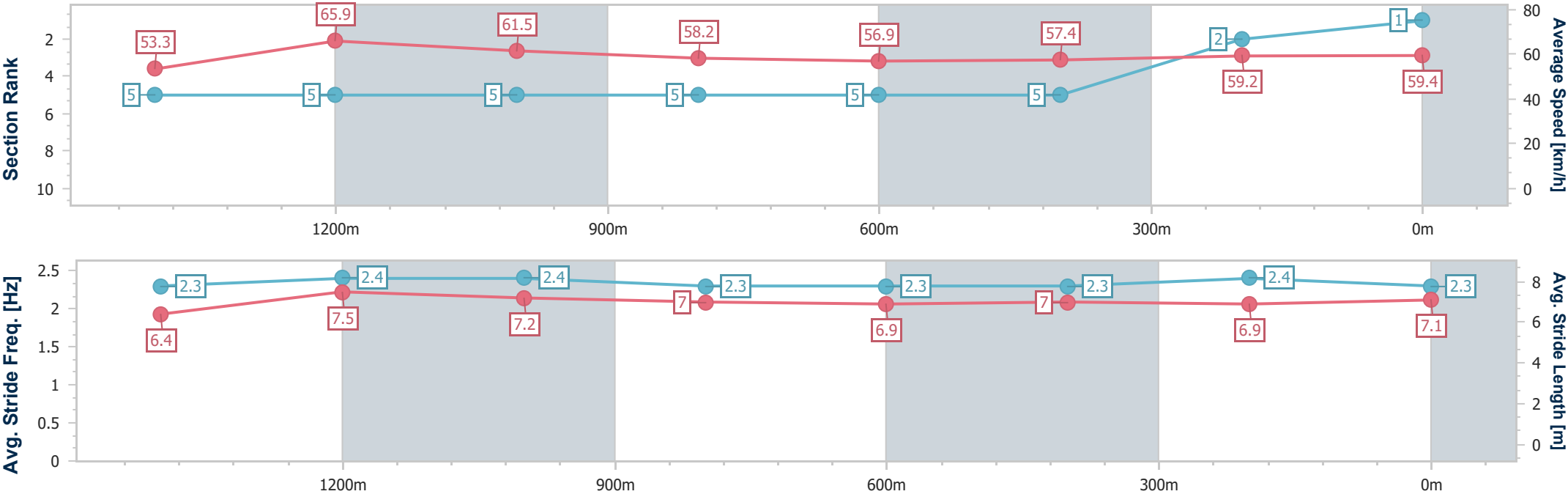
Horse/Jockey Name	Moonshine Run
Final Rank	1
Fastest Section Time (Section)	0:11.18 (1400m)
Top Speed [km/h] (Section)	67.3 (1400m)
Race State	Finished



ToowoombaProfessional  
Race 2: MAKTRANS QLD BENCHMARK 62 Handicap - 1625m  
25 October 2025 - 17:54  
Track Rating: Good 4, Weather: Fine, Rail Position: True



Section	Overall	1400m	1200m	1000m	800m	600m	400m	200m					
Section Times	1:40.13 [1] (0:15.34)	1:24.79 [5] (0:11.18)	1:13.61 [5] (0:11.81)	1:01.80 [5] (0:12.41)	0:49.39 [5] (0:12.73)	0:36.66 [5] (0:12.59)	0:24.07 [5] (0:12.04)	0:12.03 [2] (0:12.03)					
Average Speed [km/h]	53.3	65.9	61.5	58.2	56.9	57.4	59.2	59.4					
Top Speed [km/h]	62.6	67.3	66.6	62.3	59.0	58.8	61.6	61.7					
Avg. Dist. to Rail [m]	4.3	4.1	5.3	1.8	1.4	1.2	3.2	4.2					
Avg. Stride Freq. [Hz]	2.3	2.4	2.4	2.3	2.3	2.3	2.4	2.3					
Avg. Stride Length [m]	6.4	7.5	7.2	7.0	6.9	7.0	6.9	7.1					





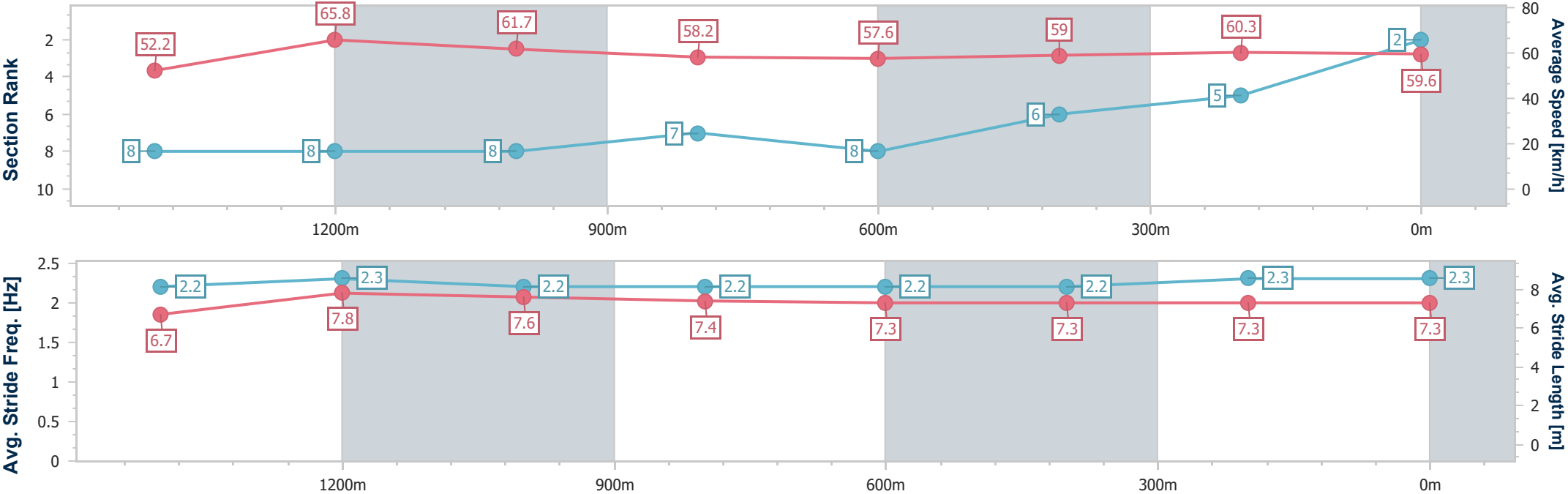
Horse/Jockey Name	Silver Agent
Final Rank	2
Fastest Section Time (Section)	0:11.17 (1400m)
Top Speed [km/h] (Section)	67.1 (1400m)
Race State	Finished



ToowoombaProfessional  
Race 2: MAKTRANS QLD BENCHMARK 62 Handicap - 1625m  
25 October 2025 - 17:54  
Track Rating: Good 4, Weather: Fine, Rail Position: True



Section	Overall	1400m	1200m	1000m	800m	600m	400m	200m					
Section Times	1:40.27 [2] (0:15.72)	1:24.55 [8] (0:11.17)	1:13.38 [8] (0:11.75)	1:01.63 [8] (0:12.44)	0:49.19 [7] (0:12.71)	0:36.48 [8] (0:12.36)	0:24.12 [6] (0:12.12)	0:12.00 [5] (0:12.00)					
Average Speed [km/h]	52.2	65.8	61.7	58.2	57.6	59.0	60.3	59.6					
Top Speed [km/h]	62.5	67.1	65.9	62.2	59.3	60.0	61.4	61.4					
Avg. Dist. to Rail [m]	7.8	3.1	3.5	3.1	3.0	2.5	4.8	7.8					
Avg. Stride Freq. [Hz]	2.2	2.3	2.2	2.2	2.2	2.2	2.3	2.3					
Avg. Stride Length [m]	6.7	7.8	7.6	7.4	7.3	7.3	7.3	7.3					





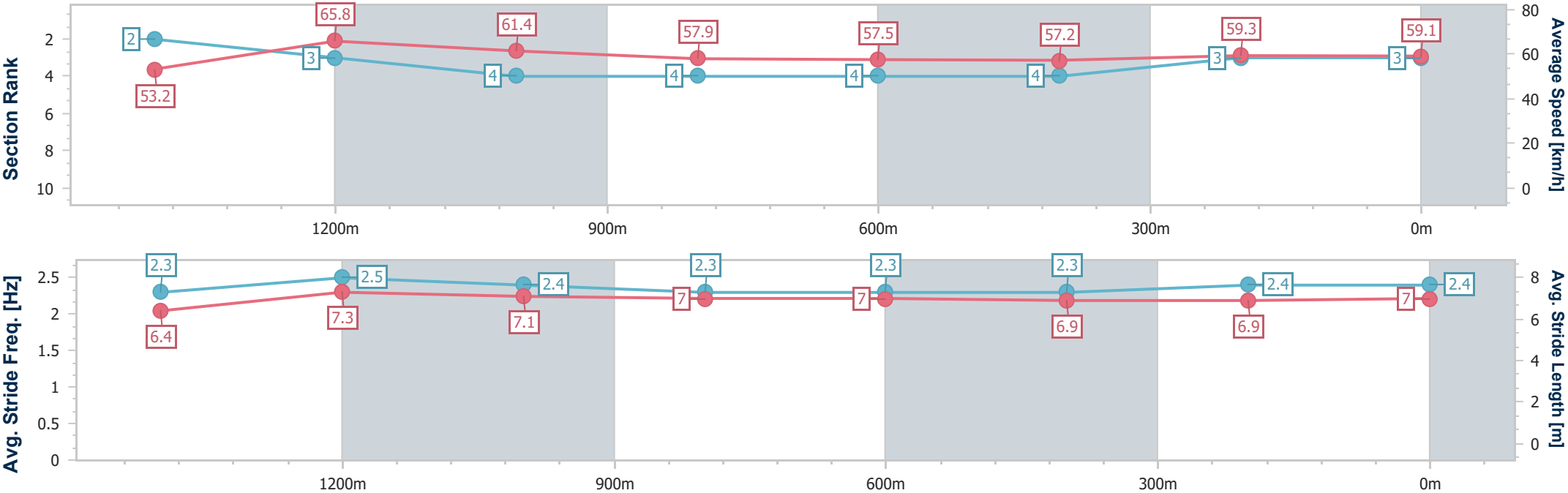
Horse/Jockey Name	Madalsa
Final Rank	3
Fastest Section Time (Section)	0:11.18 (1400m)
Top Speed [km/h] (Section)	67.6 (1400m)
Race State	Finished



ToowoombaProfessional  
Race 2: MAKTRANS QLD BENCHMARK 62 Handicap - 1625m  
25 October 2025 - 17:54  
Track Rating: Good 4, Weather: Fine, Rail Position: True



Section	Overall	1400m	1200m	1000m	800m	600m	400m	200m					
Section Times	1:40.28 [3] (0:15.21)	1:25.07 [2] (0:11.18)	1:13.89 [3] (0:11.79)	1:02.10 [4] (0:12.40)	0:49.70 [4] (0:12.66)	0:37.04 [4] (0:12.72)	0:24.32 [4] (0:12.22)	0:12.10 [3] (0:12.10)					
Average Speed [km/h]	53.2	65.8	61.4	57.9	57.5	57.2	59.3	59.1					
Top Speed [km/h]	64.6	67.6	66.2	62.0	59.0	58.4	60.3	60.7					
Avg. Dist. to Rail [m]	4.6	3.8	4.2	2.4	2.6	1.4	2.5	3.8					
Avg. Stride Freq. [Hz]	2.3	2.5	2.4	2.3	2.3	2.3	2.4	2.4					
Avg. Stride Length [m]	6.4	7.3	7.1	7.0	7.0	6.9	6.9	7.0					





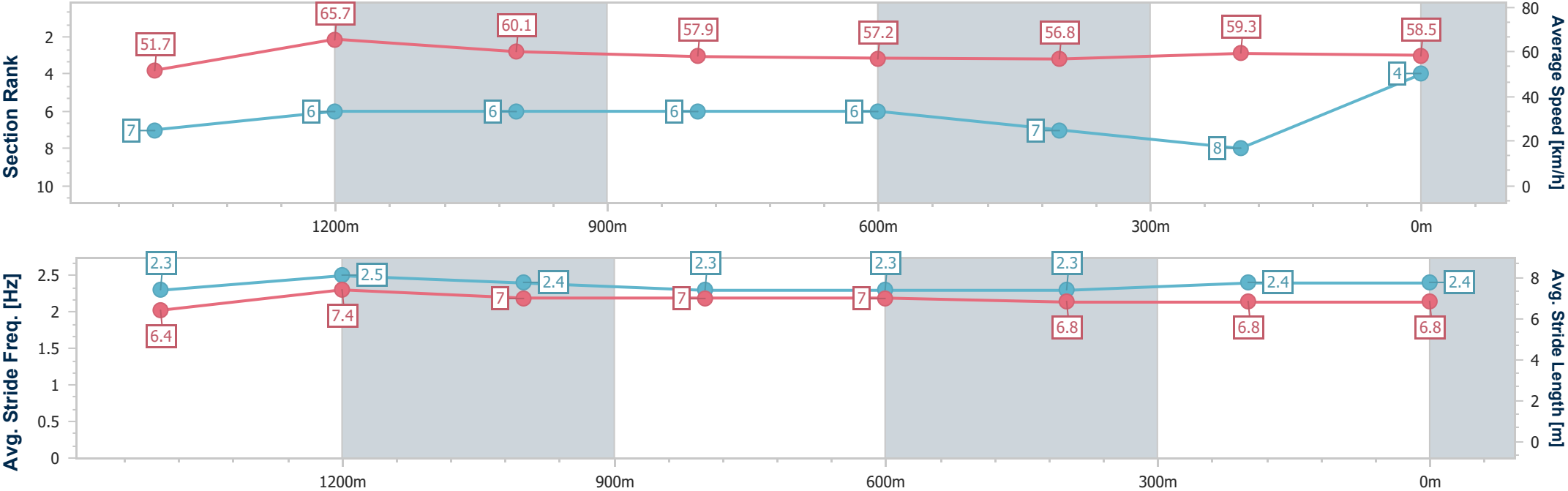
Horse/Jockey Name	Son Of Beebee
Final Rank	4
Fastest Section Time (Section)	0:11.16 (1400m)
Top Speed [km/h] (Section)	67.9 (1400m)
Race State	Finished



ToowoombaProfessional  
Race 2: MAKTRANS QLD BENCHMARK 62 Handicap - 1625m  
25 October 2025 - 17:54  
Track Rating: Good 4, Weather: Fine, Rail Position: True



Section	Overall	1400m	1200m	1000m	800m	600m	400m	200m					
Section Times	1:40.35 [4] (0:15.55)	1:24.80 [7] (0:11.16)	1:13.64 [6] (0:11.77)	1:01.87 [6] (0:12.44)	0:49.43 [6] (0:12.66)	0:36.77 [6] (0:12.59)	0:24.18 [7] (0:12.29)	0:11.89 [8] (0:11.89)					
Average Speed [km/h]	51.7	65.7	60.1	57.9	57.2	56.8	59.3	58.5					
Top Speed [km/h]	63.5	67.9	66.7	62.1	59.3	59.3	60.8	61.4					
Avg. Dist. to Rail [m]	7.8	4.0	5.5	3.8	2.5	2.5	5.4	7.7					
Avg. Stride Freq. [Hz]	2.3	2.5	2.4	2.3	2.3	2.3	2.4	2.4					
Avg. Stride Length [m]	6.4	7.4	7.0	7.0	7.0	6.8	6.8	6.8					





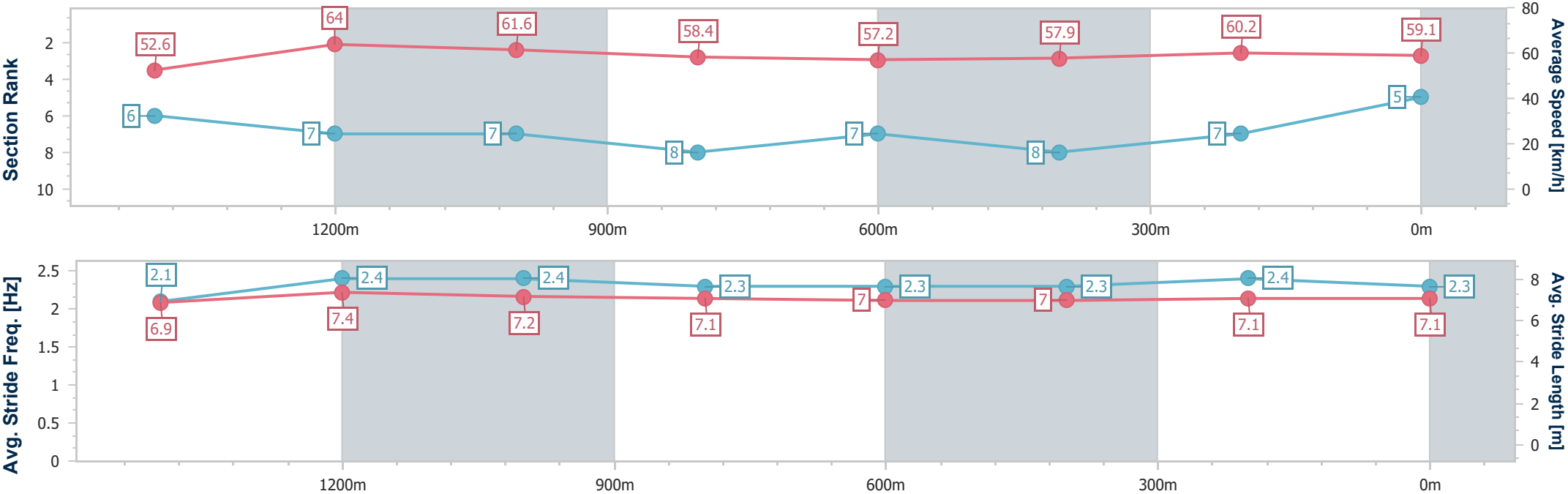
Horse/Jockey Name	Something Forjo
Final Rank	5
Fastest Section Time (Section)	0:11.39 (1400m)
Top Speed [km/h] (Section)	66.3 (1400m)
Race State	Finished



ToowoombaProfessional  
Race 2: MAKTRANS QLD BENCHMARK 62 Handicap - 1625m  
25 October 2025 - 17:54  
Track Rating: Good 4, Weather: Fine, Rail Position: True



Section	Overall	1400m	1200m	1000m	800m	600m	400m	200m					
Section Times	1:40.47 [5] (0:15.48)	1:24.99 [6] (0:11.39)	1:13.60 [7] (0:11.72)	1:01.88 [7] (0:12.51)	0:49.37 [8] (0:12.69)	0:36.68 [7] (0:12.60)	0:24.08 [8] (0:12.01)	0:12.07 [7] (0:12.07)					
Average Speed [km/h]	52.6	64.0	61.6	58.4	57.2	57.9	60.2	59.1					
Top Speed [km/h]	63.4	66.3	64.4	62.4	58.6	59.4	61.2	61.2					
Avg. Dist. to Rail [m]	4.1	1.7	2.7	2.5	2.3	2.2	1.6	5.1					
Avg. Stride Freq. [Hz]	2.1	2.4	2.4	2.3	2.3	2.3	2.4	2.3					
Avg. Stride Length [m]	6.9	7.4	7.2	7.1	7.0	7.0	7.1	7.1					







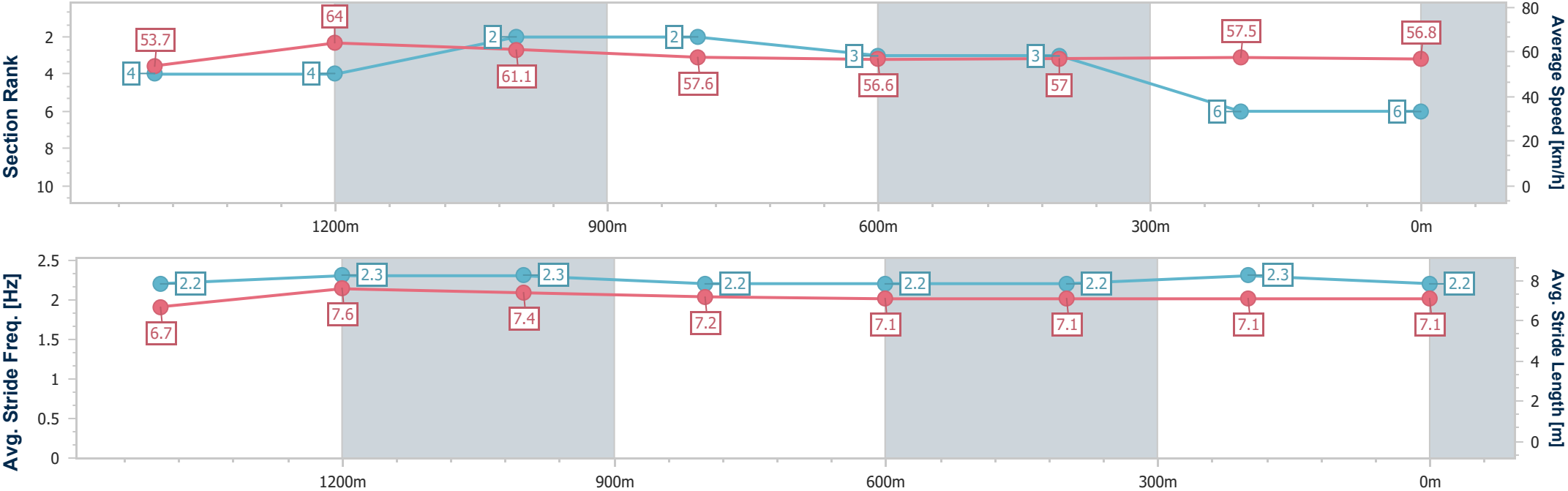
Horse/Jockey Name	Besiege
Final Rank	6
Fastest Section Time (Section)	0:11.24 (1400m)
Top Speed [km/h] (Section)	67.4 (1400m)
Race State	Finished



ToowoombaProfessional  
Race 2: MAKTRANS QLD BENCHMARK 62 Handicap - 1625m  
25 October 2025 - 17:54  
Track Rating: Good 4, Weather: Fine, Rail Position: True



Section	Overall	1400m	1200m	1000m	800m	600m	400m	200m					
Section Times	1:40.86 [6] (0:15.23)	1:25.63 [4] (0:11.24)	1:14.39 [4] (0:11.47)	1:02.92 [2] (0:12.40)	0:50.52 [2] (0:12.85)	0:37.67 [3] (0:12.63)	0:25.04 [3] (0:12.55)	0:12.49 [6] (0:12.49)					
Average Speed [km/h]	53.7	64.0	61.1	57.6	56.6	57.0	57.5	56.8					
Top Speed [km/h]	63.6	67.4	66.3	63.8	59.0	58.5	58.7	59.2					
Avg. Dist. to Rail [m]	7.6	4.4	3.9	2.7	2.5	1.0	0.7	2.0					
Avg. Stride Freq. [Hz]	2.2	2.3	2.3	2.2	2.2	2.2	2.3	2.2					
Avg. Stride Length [m]	6.7	7.6	7.4	7.2	7.1	7.1	7.1	7.1					



[ ] Ranking at each section and finish  
-.-.- No data available at this section  
NA No data available



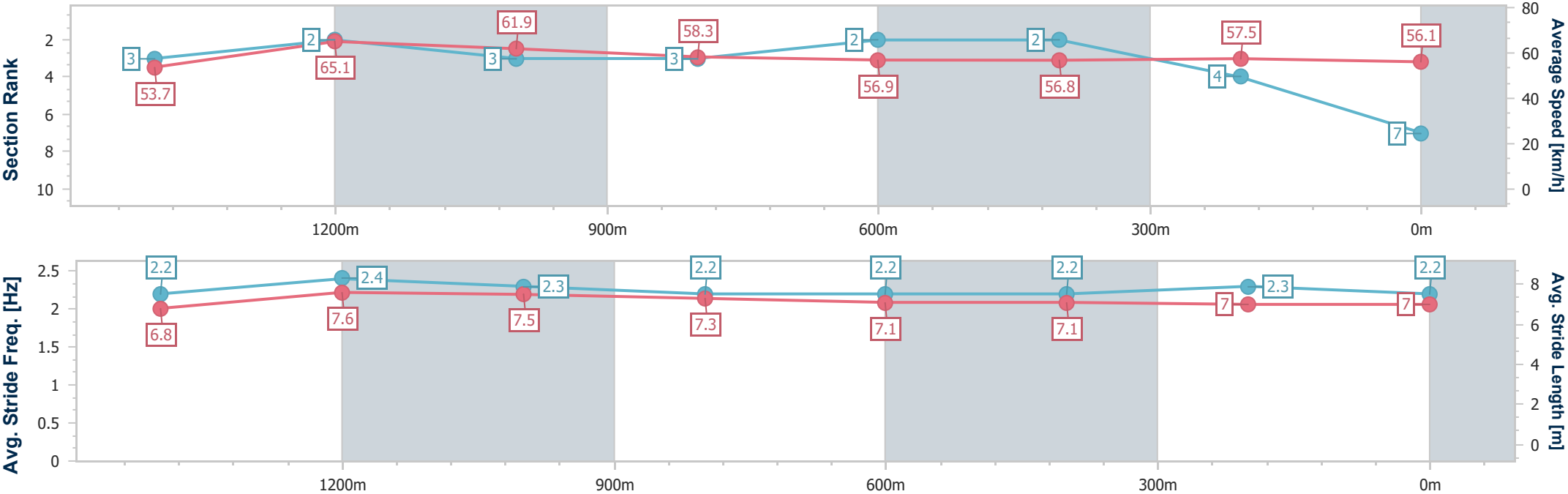
Horse/Jockey Name	Ringer's Reward
Final Rank	7
Fastest Section Time (Section)	0:11.13 (1400m)
Top Speed [km/h] (Section)	67.1 (1400m)
Race State	Finished



ToowoombaProfessional  
Race 2: MAKTRANS QLD BENCHMARK 62 Handicap - 1625m  
25 October 2025 - 17:54  
Track Rating: Good 4, Weather: Fine, Rail Position: True



Section	Overall	1400m	1200m	1000m	800m	600m	400m	200m					
Section Times	1:40.96 [7] (0:15.21)	1:25.75 [3] (0:11.13)	1:14.62 [2] (0:11.71)	1:02.91 [3] (0:12.32)	0:50.59 [3] (0:12.70)	0:37.89 [2] (0:12.69)	0:25.20 [2] (0:12.50)	0:12.70 [4] (0:12.70)					
Average Speed [km/h]	53.7	65.1	61.9	58.3	56.9	56.8	57.5	56.1					
Top Speed [km/h]	63.0	67.1	65.7	62.2	58.7	57.9	58.4	58.4					
Avg. Dist. to Rail [m]	2.1	1.7	0.8	0.4	0.7	0.5	0.7	0.2					
Avg. Stride Freq. [Hz]	2.2	2.4	2.3	2.2	2.2	2.2	2.3	2.2					
Avg. Stride Length [m]	6.8	7.6	7.5	7.3	7.1	7.1	7.0	7.0					





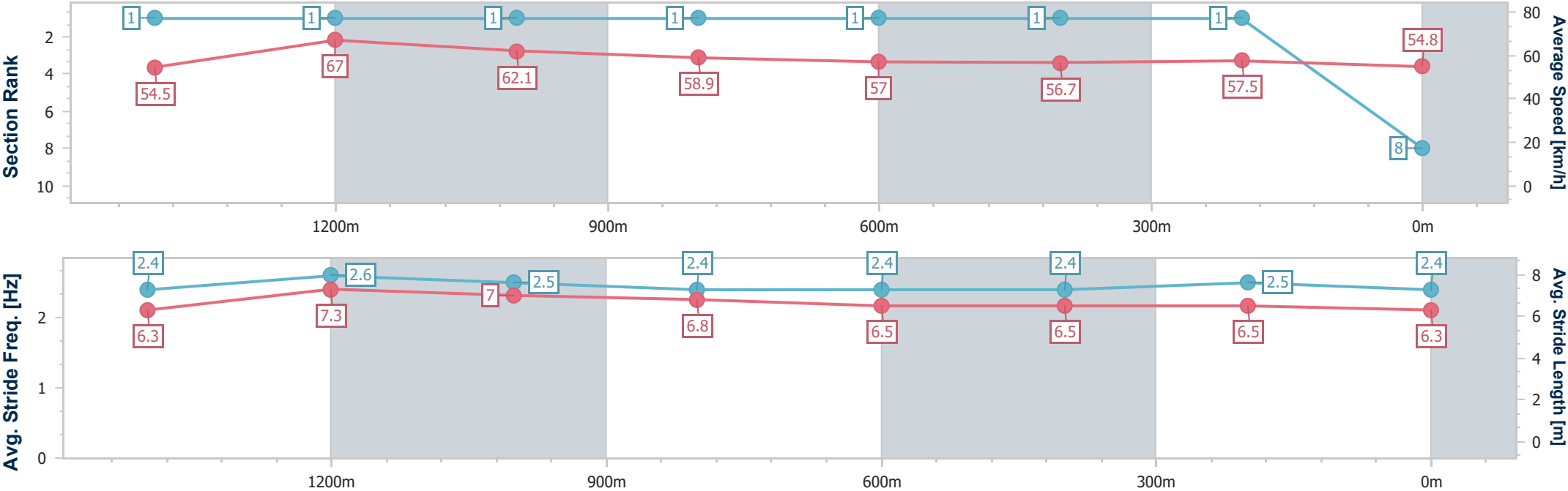
Horse/Jockey Name	Spray Gun
Final Rank	8
Fastest Section Time (Section)	0:11.01 (1400m)
Top Speed [km/h] (Section)	69.3 (1400m)
Race State	Finished



ToowoombaProfessional  
Race 2: MAKTRANS QLD BENCHMARK 62 Handicap - 1625m  
25 October 2025 - 17:54  
Track Rating: Good 4, Weather: Fine, Rail Position: True



Section	Overall	1400m	1200m	1000m	800m	600m	400m	200m					
Section Times	1:41.15 [8] (0:15.06)	1:26.09 [1] (0:11.01)	1:15.08 [1] (0:11.67)	1:03.41 [1] (0:12.40)	0:51.01 [1] (0:12.77)	0:38.24 [1] (0:12.58)	0:25.66 [1] (0:12.50)	0:13.16 [1] (0:13.16)					
Average Speed [km/h]	54.5	67.0	62.1	58.9	57.0	56.7	57.5	54.8					
Top Speed [km/h]	64.7	69.3	67.6	62.9	59.3	57.9	58.5	58.3					
Avg. Dist. to Rail [m]	6.9	4.3	4.1	3.6	2.1	1.6	1.0	1.5					
Avg. Stride Freq. [Hz]	2.4	2.6	2.5	2.4	2.4	2.4	2.5	2.4					
Avg. Stride Length [m]	6.3	7.3	7.0	6.8	6.5	6.5	6.5	6.3					





**Toowoomba Professional**  
**Race 3: TILLY'S EARTHMOVING SPARE PARTS QTIS Three-Year-Old**  
**Maiden Handicap - 1200m**  
**25 October 2025 - 18:31**



Track Rating: Good 4, Weather: Fine, Rail Position: True

Section						Overall	1000m	800m	600m	400m	200m	Last 600m		
Field Times						1:12.72 (0:13.55)	0:59.17 (0:11.18)	0:47.99 (0:11.92)	0:36.07 (0:11.97)	0:24.10 (0:11.97)	0:12.13 (0:12.13)	0:36.07		
Rank	TAB	Horse/Jockey	Barrier	Top Speed [km/h]	Fastest Section							Margin	Distance Travelled [m]	
1	9	CHEEKY'S TIME	7	67.2	0:11.18	1:12.72 [1]	0:59.17 [1]	0:47.99 [1]	0:36.07 [1]	0:24.10 [1]	0:12.13 [1]	1:12.72	0:36.07	
		Georgina Cartwright		1000m	1000m	(0:13.55)	(0:11.18)	(0:11.92)	(0:11.97)	(0:11.97)	(0:12.13)			
2	10	LADY BARBAROSSA	9	65.1	0:11.42	1:12.74 [2]	0:58.49 [6]	0:47.07 [7]	0:35.33 [6]	0:23.23 [6]	0:11.55 [4]	0.11L	0:35.33	+8
		Kenji Yoshida		Overall	1000m	(0:14.25)	(0:11.42)	(0:11.74)	(0:12.10)	(0:11.68)	(0:11.55)			
3	6	MISHANI IMPACT	1	66.0	0:11.49	1:13.43 [3]	0:59.06 [9]	0:47.57 [9]	0:35.93 [9]	0:23.92 [7]	0:12.05 [5]	4.13L	0:35.93	+5
		Olivia Kendal		1000m	1000m	(0:14.37)	(0:11.49)	(0:11.64)	(0:12.01)	(0:11.87)	(0:12.05)			
4	7	TROOPER SAM	5	67.4	0:11.30	1:13.60 [4]	0:59.63 [4]	0:48.33 [4]	0:36.41 [4]	0:24.22 [5]	0:12.19 [6]	5.18L	0:36.41	+1
		Jade Metcalfe		Overall	1000m	(0:13.97)	(0:11.30)	(0:11.92)	(0:12.19)	(0:12.03)	(0:12.19)			
5	5	BLUEY'S CHOICE	6	67.6	0:11.31	1:13.63 [5]	0:59.85 [2]	0:48.54 [2]	0:36.59 [2]	0:24.56 [2]	0:12.50 [3]	5.32L	0:36.59	+0
		Rob Thorburn		Overall	1000m	(0:13.78)	(0:11.31)	(0:11.95)	(0:12.03)	(0:12.06)	(0:12.50)			
6	8	CANCELLED	4	67.3	0:11.27	1:13.84 [6]	0:59.53 [8]	0:48.26 [6]	0:36.38 [8]	0:24.31 [8]	0:12.11 [8]	6.6L	0:36.38	+4
		Robbie Downey		1000m	1000m	(0:14.31)	(0:11.27)	(0:11.88)	(0:12.07)	(0:12.20)	(0:12.11)			
7	1	MYSTIC ASCOT	8	66.1	0:11.29	1:13.86 [7]	0:59.83 [5]	0:48.54 [5]	0:36.59 [5]	0:24.50 [4]	0:12.29 [7]	6.67L	0:36.59	+9
		Les Tilley		Overall	1000m	(0:14.03)	(0:11.29)	(0:11.95)	(0:12.09)	(0:12.21)	(0:12.29)			
8	11	ZOUSAIN GIRL	3	65.6	0:11.36	1:13.89 [8]	0:59.98 [3]	0:48.62 [3]	0:36.84 [3]	0:24.76 [3]	0:12.77 [2]	6.86L	0:36.84	+1
		Hannah Richardson		1000m	1000m	(0:13.91)	(0:11.36)	(0:11.78)	(0:12.08)	(0:11.99)	(0:12.77)			
9	2	LOUD HOUSE	2	65.8	0:11.43	1:16.78 [9]	1:02.52 [7]	0:51.09 [8]	0:39.34 [7]	0:26.80 [9]	0:13.69 [9]	23.84L	0:39.34	-4
		Nathan Fazackerley		Overall	1000m	(0:14.26)	(0:11.43)	(0:11.75)	(0:12.54)	(0:13.11)	(0:13.69)			

Scratched: Rascal Boi (#4), Fyansford Flyer (#3)



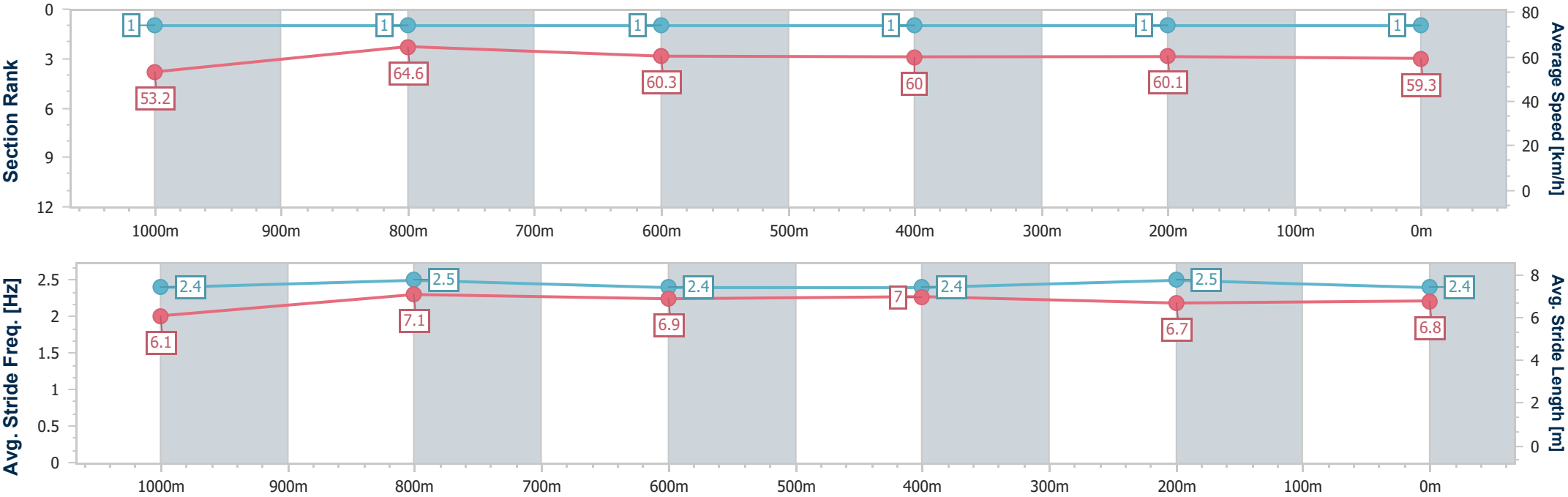
Horse/Jockey Name	Cheeky's Time
Final Rank	1
Fastest Section Time (Section)	0:11.18 (1000m)
Top Speed [km/h] (Section)	67.2 (1000m)
Race State	Finished



ToowoombaProfessional  
Race 3: TILLY'S EARTHMOVING SPARE PARTS QTIS Three-  
Year-Old Maiden Handicap - 1200m  
25 October 2025 - 18:31  
Track Rating: Good 4, Weather: Fine, Rail Position: True



Section	Overall	1000m	800m	600m	400m	200m							
Section Times	1:12.72 [1] (0:13.55)	0:59.17 [1] (0:11.18)	0:47.99 [1] (0:11.92)	0:36.07 [1] (0:11.97)	0:24.10 [1] (0:11.97)	0:12.13 [1] (0:12.13)							
Average Speed [km/h]	53.2	64.6	60.3	60.0	60.1	59.3							
Top Speed [km/h]	66.7	67.2	61.7	61.0	61.3	61.4							
Avg. Dist. to Rail [m]	7.1	1.6	0.3	1.0	1.6	3.1							
Avg. Stride Freq. [Hz]	2.4	2.5	2.4	2.4	2.5	2.4							
Avg. Stride Length [m]	6.1	7.1	6.9	7.0	6.7	6.8							





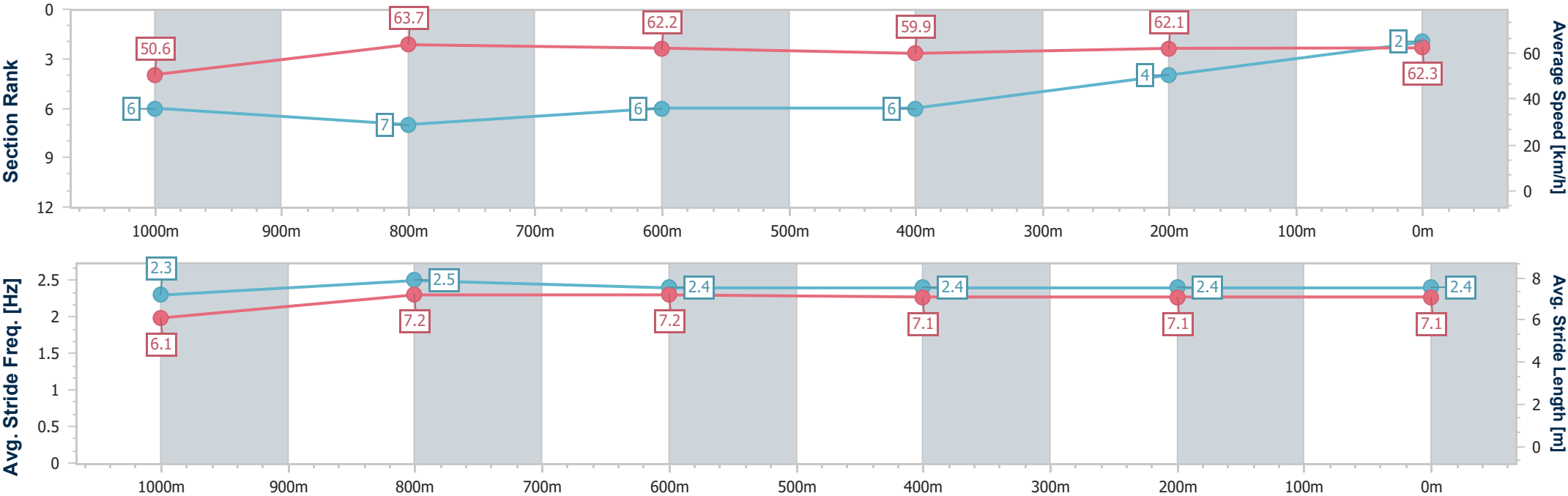
Horse/Jockey Name	Lady Barbarossa
Final Rank	2
Fastest Section Time (Section)	0:11.42 (1000m)
Top Speed [km/h] (Section)	65.1 (Overall)
Race State	Finished



ToowoombaProfessional  
Race 3: TILLY'S EARTHMOVING SPARE PARTS QTIS Three-  
Year-Old Maiden Handicap - 1200m  
25 October 2025 - 18:31  
Track Rating: Good 4, Weather: Fine, Rail Position: True



Section	Overall	1000m	800m	600m	400m	200m							
Section Times	1:12.74 [2] (0:14.25)	0:58.49 [6] (0:11.42)	0:47.07 [7] (0:11.74)	0:35.33 [6] (0:12.10)	0:23.23 [6] (0:11.68)	0:11.55 [4] (0:11.55)							
Average Speed [km/h]	50.6	63.7	62.2	59.9	62.1	62.3							
Top Speed [km/h]	65.1	64.7	64.4	61.0	62.7	62.5							
Avg. Dist. to Rail [m]	9.4	3.8	3.0	1.9	1.8	3.7							
Avg. Stride Freq. [Hz]	2.3	2.5	2.4	2.4	2.4	2.4							
Avg. Stride Length [m]	6.1	7.2	7.2	7.1	7.1	7.1							





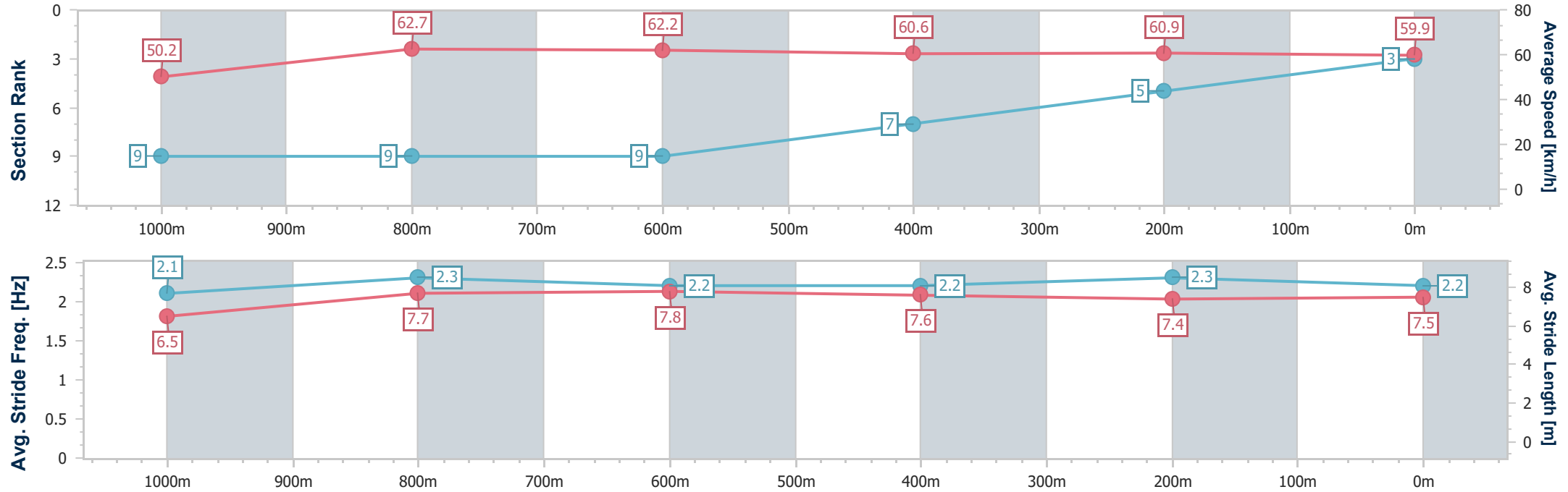
Horse/Jockey Name	Mishani Impact
Final Rank	3
Fastest Section Time (Section)	0:11.49 (1000m)
Top Speed [km/h] (Section)	66.0 (1000m)
Race State	Finished



ToowoombaProfessional  
Race 3: TILLY'S EARTHMOVING SPARE PARTS QTIS Three-  
Year-Old Maiden Handicap - 1200m  
25 October 2025 - 18:31  
Track Rating: Good 4, Weather: Fine, Rail Position: True



Section	Overall	1000m	800m	600m	400m	200m								
Section Times	1:13.43 [3] (0:14.37)	0:59.06 [9] (0:11.49)	0:47.57 [9] (0:11.64)	0:35.93 [9] (0:12.01)	0:23.92 [7] (0:11.87)	0:12.05 [5] (0:12.05)								
Average Speed [km/h]	50.2	62.7	62.2	60.6	60.9	59.9								
Top Speed [km/h]	65.9	66.0	65.0	61.6	61.6	60.8								
Avg. Dist. to Rail [m]	3.5	1.2	1.5	1.7	2.5	4.3								
Avg. Stride Freq. [Hz]	2.1	2.3	2.2	2.2	2.3	2.2								
Avg. Stride Length [m]	6.5	7.7	7.8	7.6	7.4	7.5								





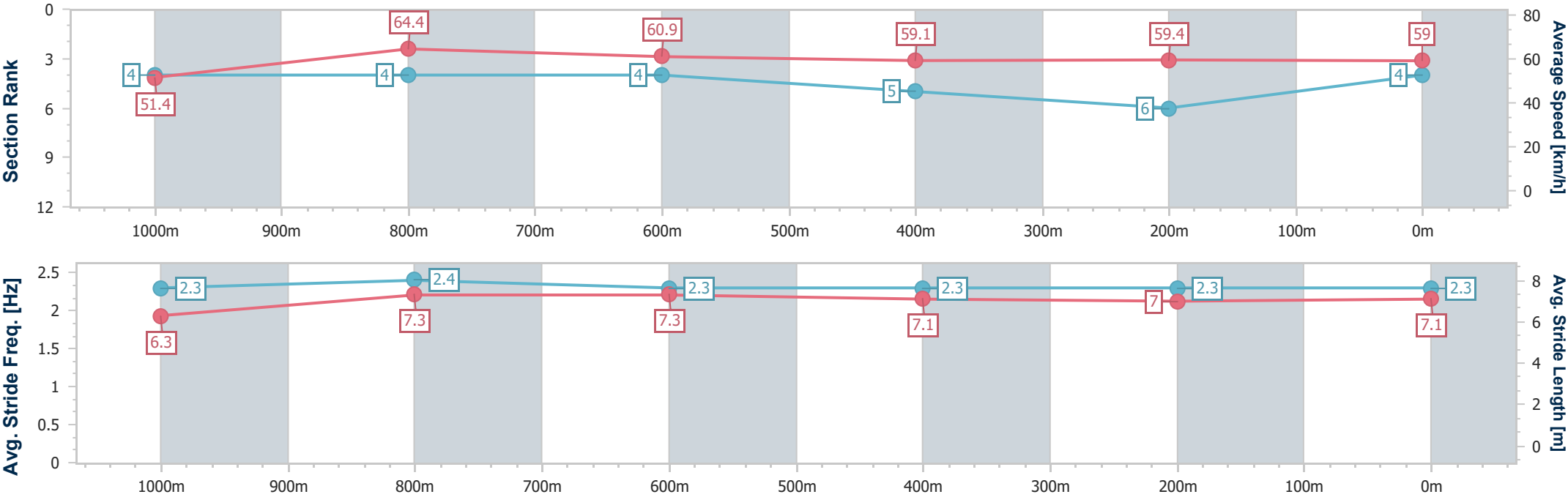
Horse/Jockey Name	Trooper Sam
Final Rank	4
Fastest Section Time (Section)	0:11.30 (1000m)
Top Speed [km/h] (Section)	67.4 (Overall)
Race State	Finished



ToowoombaProfessional  
Race 3: TILLY'S EARTHMOVING SPARE PARTS QTIS Three-  
Year-Old Maiden Handicap - 1200m  
25 October 2025 - 18:31  
Track Rating: Good 4, Weather: Fine, Rail Position: True



Section	Overall	1000m	800m	600m	400m	200m							
Section Times	1:13.60 [4] (0:13.97)	0:59.63 [4] (0:11.30)	0:48.33 [4] (0:11.92)	0:36.41 [4] (0:12.19)	0:24.22 [5] (0:12.03)	0:12.19 [6] (0:12.19)							
Average Speed [km/h]	51.4	64.4	60.9	59.1	59.4	59.0							
Top Speed [km/h]	67.4	67.4	63.0	60.7	60.7	60.5							
Avg. Dist. to Rail [m]	6.5	3.0	1.8	0.8	1.4	2.7							
Avg. Stride Freq. [Hz]	2.3	2.4	2.3	2.3	2.3	2.3							
Avg. Stride Length [m]	6.3	7.3	7.3	7.1	7.0	7.1							



[ ] Ranking at each section and finish  
-.-.- No data available at this section  
NA No data available





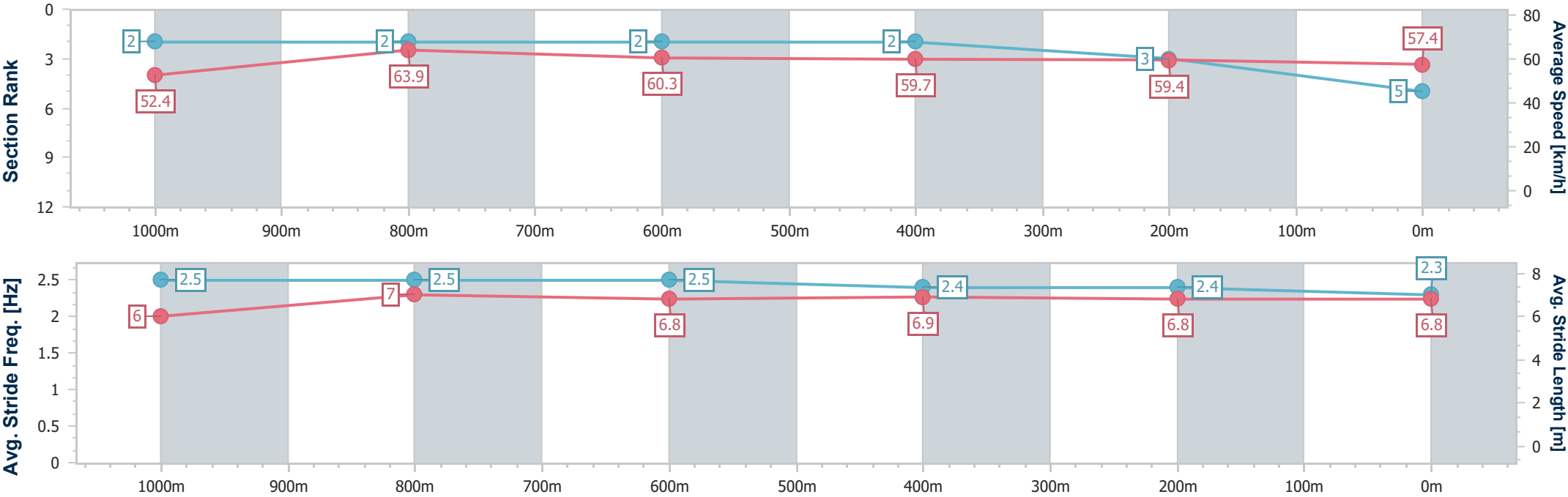
Horse/Jockey Name	Bluey's Choice
Final Rank	5
Fastest Section Time (Section)	0:11.31 (1000m)
Top Speed [km/h] (Section)	67.6 (Overall)
Race State	Finished



ToowoombaProfessional  
Race 3: TILLY'S EARTHMOVING SPARE PARTS QTIS Three-  
Year-Old Maiden Handicap - 1200m  
25 October 2025 - 18:31  
Track Rating: Good 4, Weather: Fine, Rail Position: True



Section	Overall	1000m	800m	600m	400m	200m							
Section Times	1:13.63 [5] (0:13.78)	0:59.85 [2] (0:11.31)	0:48.54 [2] (0:11.95)	0:36.59 [2] (0:12.03)	0:24.56 [2] (0:12.06)	0:12.50 [3] (0:12.50)							
Average Speed [km/h]	52.4	63.9	60.3	59.7	59.4	57.4							
Top Speed [km/h]	67.6	67.2	62.0	61.2	59.8	59.1							
Avg. Dist. to Rail [m]	6.4	2.2	0.4	1.1	1.2	1.0							
Avg. Stride Freq. [Hz]	2.5	2.5	2.5	2.4	2.4	2.3							
Avg. Stride Length [m]	6.0	7.0	6.8	6.9	6.8	6.8							



[ ] Ranking at each section and finish  
- - - - No data available at this section  
NA No data available



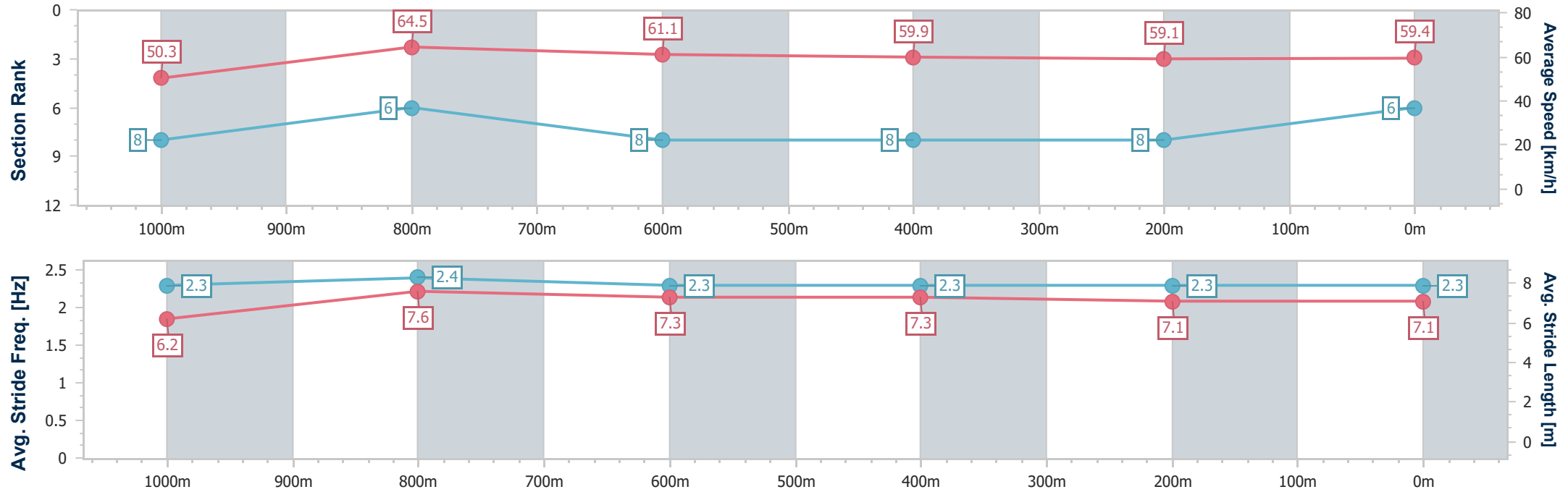
Horse/Jockey Name	Cancelled
Final Rank	6
Fastest Section Time (Section)	0:11.27 (1000m)
Top Speed [km/h] (Section)	67.3 (1000m)
Race State	Finished



ToowoombaProfessional  
Race 3: TILLY'S EARTHMOVING SPARE PARTS QTIS Three-  
Year-Old Maiden Handicap - 1200m  
25 October 2025 - 18:31  
Track Rating: Good 4, Weather: Fine, Rail Position: True



Section	Overall	1000m	800m	600m	400m	200m							
Section Times	1:13.84 [6] (0:14.31)	0:59.53 [8] (0:11.27)	0:48.26 [6] (0:11.88)	0:36.38 [8] (0:12.07)	0:24.31 [8] (0:12.20)	0:12.11 [8] (0:12.11)							
Average Speed [km/h]	50.3	64.5	61.1	59.9	59.1	59.4							
Top Speed [km/h]	67.2	67.3	64.2	60.3	61.3	60.4							
Avg. Dist. to Rail [m]	6.1	3.5	2.2	0.7	1.4	3.7							
Avg. Stride Freq. [Hz]	2.3	2.4	2.3	2.3	2.3	2.3							
Avg. Stride Length [m]	6.2	7.6	7.3	7.3	7.1	7.1							



- [ ] Ranking at each section and finish
- .-.- No data available at this section
- NA No data available



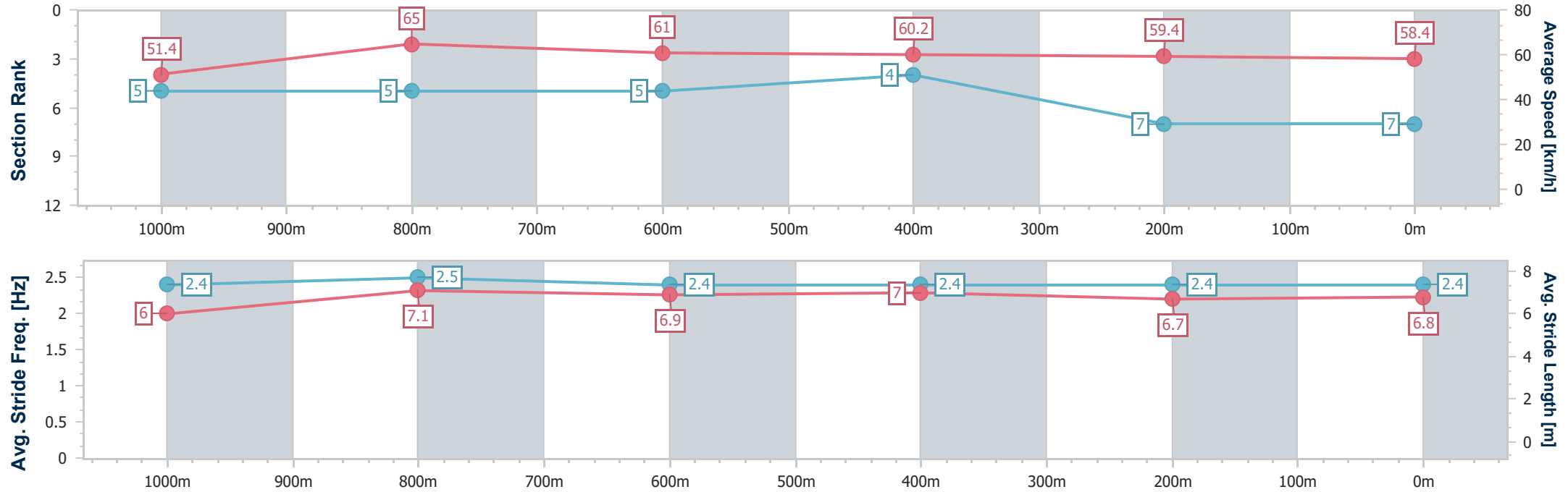
Horse/Jockey Name	Mystic Ascot
Final Rank	7
Fastest Section Time (Section)	0:11.29 (1000m)
Top Speed [km/h] (Section)	66.1 (Overall)
Race State	Finished



ToowoombaProfessional  
Race 3: TILLY'S EARTHMOVING SPARE PARTS QTIS Three-  
Year-Old Maiden Handicap - 1200m  
25 October 2025 - 18:31  
Track Rating: Good 4, Weather: Fine, Rail Position: True



Section	Overall	1000m	800m	600m	400m	200m								
Section Times	1:13.86 [7] (0:14.03)	0:59.83 [5] (0:11.29)	0:48.54 [5] (0:11.95)	0:36.59 [5] (0:12.09)	0:24.50 [4] (0:12.21)	0:12.29 [7] (0:12.29)								
Average Speed [km/h]	51.4	65.0	61.0	60.2	59.4	58.4								
Top Speed [km/h]	66.1	65.8	64.2	61.1	60.7	59.5								
Avg. Dist. to Rail [m]	9.5	5.3	3.5	1.4	2.5	3.3								
Avg. Stride Freq. [Hz]	2.4	2.5	2.4	2.4	2.4	2.4								
Avg. Stride Length [m]	6.0	7.1	6.9	7.0	6.7	6.8								



- [ ] Ranking at each section and finish
- .-.- No data available at this section
- NA No data available



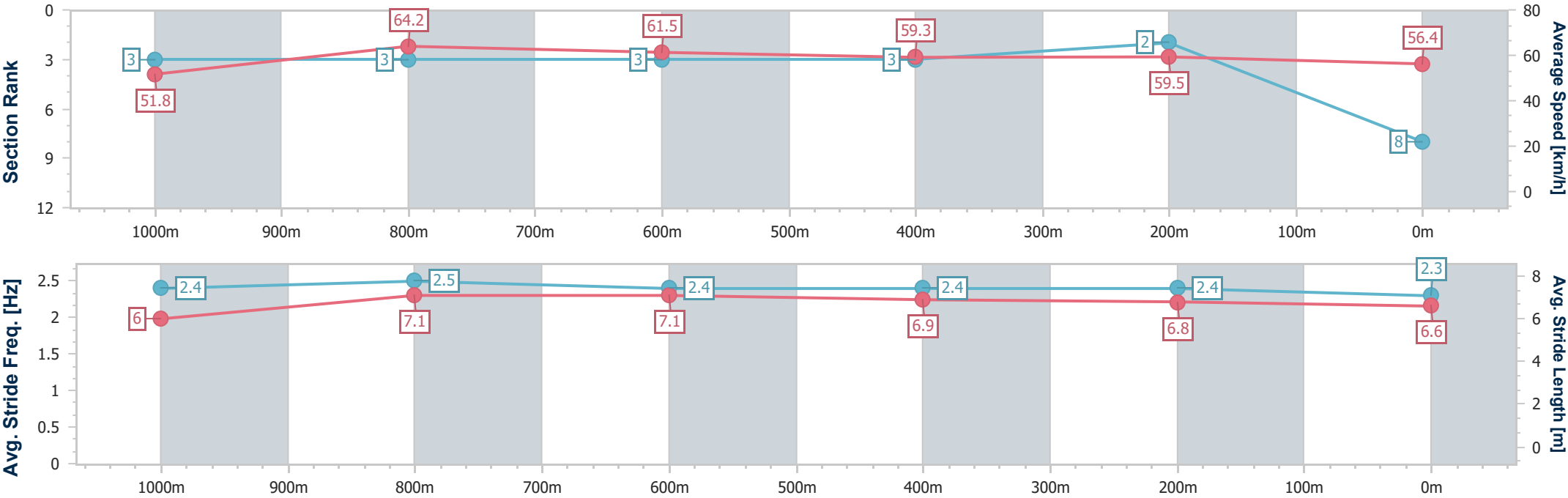
Horse/Jockey Name	Zousain Girl
Final Rank	8
Fastest Section Time (Section)	0:11.36 (1000m)
Top Speed [km/h] (Section)	65.6 (1000m)
Race State	Finished



ToowoombaProfessional  
Race 3: TILLY'S EARTHMOVING SPARE PARTS QTIS Three-  
Year-Old Maiden Handicap - 1200m  
25 October 2025 - 18:31  
Track Rating: Good 4, Weather: Fine, Rail Position: True



Section	Overall	1000m	800m	600m	400m	200m							
Section Times	1:13.89 [8] (0:13.91)	0:59.98 [3] (0:11.36)	0:48.62 [3] (0:11.78)	0:36.84 [3] (0:12.08)	0:24.76 [3] (0:11.99)	0:12.77 [2] (0:12.77)							
Average Speed [km/h]	51.8	64.2	61.5	59.3	59.5	56.4							
Top Speed [km/h]	64.9	65.6	65.4	61.1	59.9	57.8							
Avg. Dist. to Rail [m]	5.3	3.6	1.2	0.9	2.4	0.9							
Avg. Stride Freq. [Hz]	2.4	2.5	2.4	2.4	2.4	2.3							
Avg. Stride Length [m]	6.0	7.1	7.1	6.9	6.8	6.6							





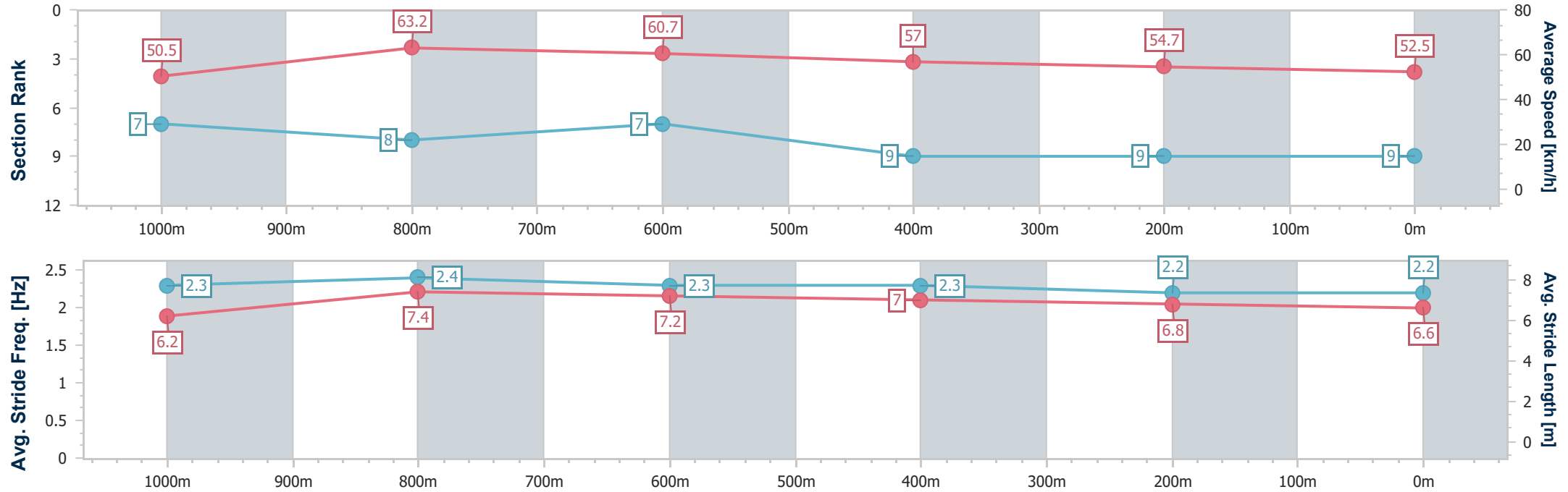
Horse/Jockey Name	Loud House
Final Rank	9
Fastest Section Time (Section)	0:11.43 (1000m)
Top Speed [km/h] (Section)	65.8 (Overall)
Race State	Finished



ToowoombaProfessional  
Race 3: TILLY'S EARTHMOVING SPARE PARTS QTIS Three-  
Year-Old Maiden Handicap - 1200m  
25 October 2025 - 18:31  
Track Rating: Good 4, Weather: Fine, Rail Position: True



Section	Overall	1000m	800m	600m	400m	200m							
Section Times	1:16.78 [9] (0:14.26)	1:02.52 [7] (0:11.43)	0:51.09 [8] (0:11.75)	0:39.34 [7] (0:12.54)	0:26.80 [9] (0:13.11)	0:13.69 [9] (0:13.69)							
Average Speed [km/h]	50.5	63.2	60.7	57.0	54.7	52.5							
Top Speed [km/h]	65.8	65.5	63.4	58.6	56.7	53.0							
Avg. Dist. to Rail [m]	4.6	1.0	2.0	1.4	0.9	1.5							
Avg. Stride Freq. [Hz]	2.3	2.4	2.3	2.3	2.2	2.2							
Avg. Stride Length [m]	6.2	7.4	7.2	7.0	6.8	6.6							





# Toowoomba Professional

## Race 4: TOOWOOMBA TRUCK SPARES BENCHMARK 70 Handicap - 1100m

25 October 2025 - 19:02



Track Rating: Good 4, Weather: Fine, Rail Position: True

Section						Overall	1000m	800m	600m	400m	200m	Last 600m		
Field Times						1:05.90 (0:08.24)	0:57.66 (0:10.83)	0:46.83 (0:11.32)	0:35.51 (0:11.86)	0:23.65 (0:11.65)	0:12.00 (0:12.00)	0:35.51		
Rank	TAB	Horse/Jockey	Barrier	Top Speed [km/h]	Fastest Section							Margin	Distance Travelled [m]	
1	2	BEAU WITNESS	4	68.3	0:08.57	1:05.90 [1]	0:57.33 [6]	0:46.38 [6]	0:35.08 [5]	0:23.47 [3]	0:12.00 [1]	1:05.90	0:35.08	
		Stacey Callow		1000m	Overall	(0:08.57)	(0:10.95)	(0:11.30)	(0:11.61)	(0:11.47)	(0:12.00)			
2	6	CARRIBEAN KING	6	67.3	0:09.00	1:06.26 [2]	0:57.26 [8]	0:46.23 [8]	0:34.94 [8]	0:23.12 [8]	0:11.66 [7]	2.13L	0:34.94	-2
		Robbie Downey		1000m	Overall	(0:09.00)	(0:11.03)	(0:11.29)	(0:11.82)	(0:11.46)	(0:11.66)			
3	4	GALWAY HUSSLER	2	67.8	0:08.51	1:06.73 [3]	0:58.22 [5]	0:47.32 [4]	0:36.05 [3]	0:24.26 [4]	0:12.28 [3]	4.89L	0:36.05	-7
		Olivia Webb		1000m	Overall	(0:08.51)	(0:10.90)	(0:11.27)	(0:11.79)	(0:11.98)	(0:12.28)			
4	3	KRAKARIB	8	69.3	0:08.33	1:06.78 [4]	0:58.45 [2]	0:47.71 [1]	0:36.26 [2]	0:24.36 [2]	0:12.49 [2]	5.19L	0:36.26	+0
		Karl Zechner		1000m	Overall	(0:08.33)	(0:10.74)	(0:11.45)	(0:11.90)	(0:11.87)	(0:12.49)			
5	1	SHALAMAN	7	67.4	0:08.46	1:06.79 [5]	0:58.33 [3]	0:47.40 [3]	0:35.99 [4]	0:24.23 [6]	0:12.27 [5]	5.23L	0:35.99	-4
		Fiona Sandkuhl		1000m	Overall	(0:08.46)	(0:10.93)	(0:11.41)	(0:11.76)	(0:11.96)	(0:12.27)			
6	7	WOWIT'S WILLYWONKA	5	68.0	0:08.60	1:06.98 [6]	0:58.38 [7]	0:47.34 [7]	0:36.08 [7]	0:24.42 [5]	0:12.44 [6]	6.36L	0:36.08	-5
		Montanna Savva		1000m	Overall	(0:08.60)	(0:11.04)	(0:11.26)	(0:11.66)	(0:11.98)	(0:12.44)			
7	8	ADALIE	3	66.9	0:08.50	1:07.07 [7]	0:58.57 [4]	0:47.56 [5]	0:36.22 [6]	0:24.34 [7]	0:12.34 [8]	6.9L	0:36.22	-5
		Corey Bayliss		1000m	Overall	(0:08.50)	(0:11.01)	(0:11.34)	(0:11.88)	(0:12.00)	(0:12.34)			
8	5	THIS IS ONE	1	69.2	0:08.24	1:07.47 [8]	0:59.23 [1]	0:48.39 [2]	0:37.08 [1]	0:25.22 [1]	0:13.01 [4]	9.22L	0:37.08	-7
		Les Tilley		1000m	Overall	(0:08.24)	(0:10.84)	(0:11.31)	(0:11.86)	(0:12.21)	(0:13.01)			



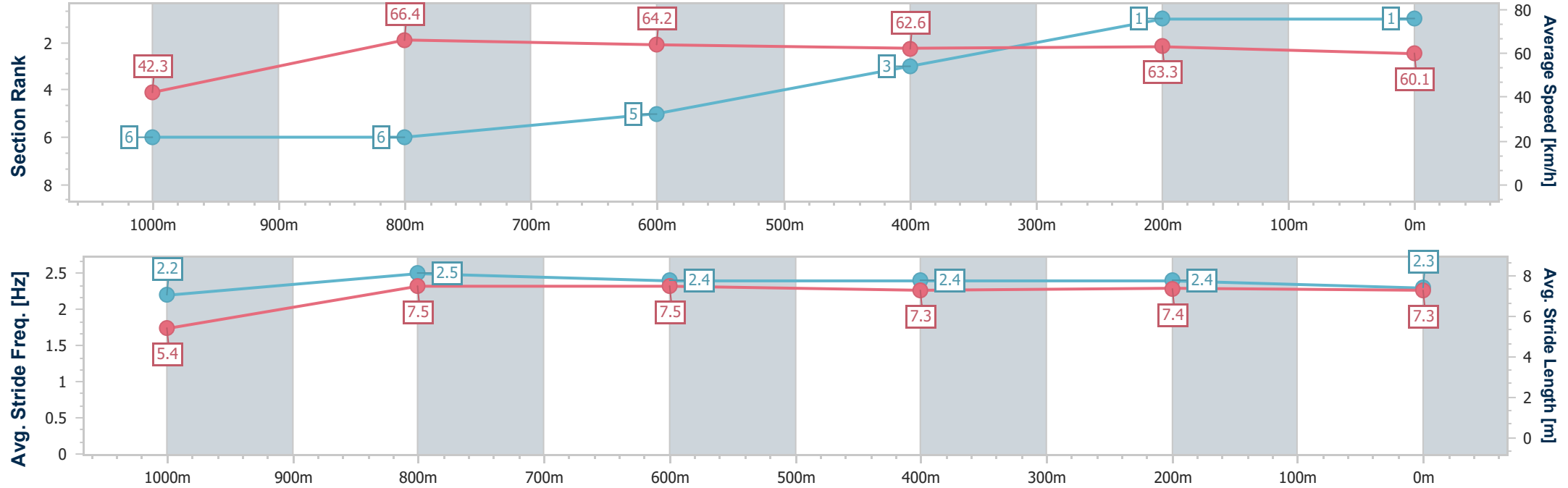
Horse/Jockey Name	Beau Witness
Final Rank	1
Fastest Section Time (Section)	0:08.57 (Overall)
Top Speed [km/h] (Section)	68.3 (1000m)
Race State	Finished



ToowoombaProfessional  
Race 4: TOOWOOMBA TRUCK SPARES BENCHMARK 70  
Handicap - 1100m  
25 October 2025 - 19:02  
Track Rating: Good 4, Weather: Fine, Rail Position: True



Section	Overall	1000m	800m	600m	400m	200m							
Section Times	1:05.90 [1] (0:08.57)	0:57.33 [6] (0:10.95)	0:46.38 [6] (0:11.30)	0:35.08 [5] (0:11.61)	0:23.47 [3] (0:11.47)	0:12.00 [1] (0:12.00)							
Average Speed [km/h]	42.3	66.4	64.2	62.6	63.3	60.1							
Top Speed [km/h]	60.8	68.3	67.6	64.2	64.7	61.0							
Avg. Dist. to Rail [m]	5.2	2.6	1.8	1.9	2.4	1.1							
Avg. Stride Freq. [Hz]	2.2	2.5	2.4	2.4	2.4	2.3							
Avg. Stride Length [m]	5.4	7.5	7.5	7.3	7.4	7.3							





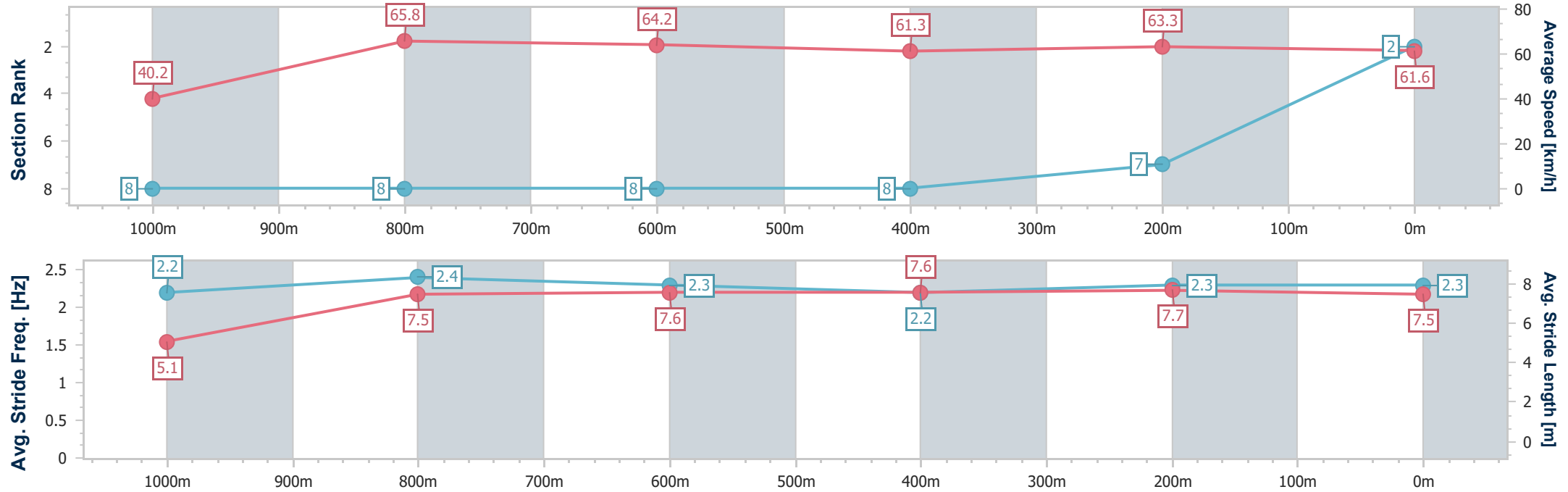
Horse/Jockey Name	Carribean King
Final Rank	2
Fastest Section Time (Section)	0:09.00 (Overall)
Top Speed [km/h] (Section)	67.3 (1000m)
Race State	Finished



Toowoomba Professional  
Race 4: TOOWOOMBA TRUCK SPARES BENCHMARK 70  
Handicap - 1100m  
25 October 2025 - 19:02  
Track Rating: Good 4, Weather: Fine, Rail Position: True



Section	Overall	1000m	800m	600m	400m	200m							
Section Times	1:06.26 [2] (0:09.00)	0:57.26 [8] (0:11.03)	0:46.23 [8] (0:11.29)	0:34.94 [8] (0:11.82)	0:23.12 [8] (0:11.46)	0:11.66 [7] (0:11.66)							
Average Speed [km/h]	40.2	65.8	64.2	61.3	63.3	61.6							
Top Speed [km/h]	63.1	67.3	66.6	63.0	64.0	64.7							
Avg. Dist. to Rail [m]	4.2	2.0	2.2	1.4	2.1	2.3							
Avg. Stride Freq. [Hz]	2.2	2.4	2.3	2.2	2.3	2.3							
Avg. Stride Length [m]	5.1	7.5	7.6	7.6	7.7	7.5							







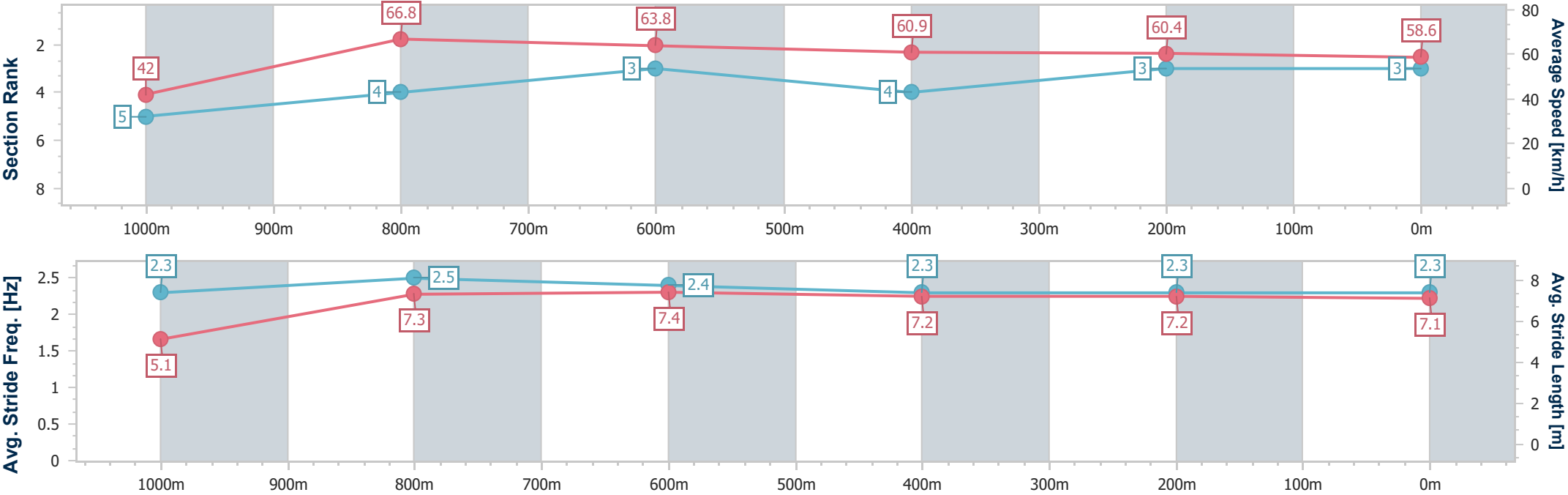
Horse/Jockey Name	Galway Hussler
Final Rank	3
Fastest Section Time (Section)	0:08.51 (Overall)
Top Speed [km/h] (Section)	67.8 (1000m)
Race State	Finished



ToowoombaProfessional  
Race 4: TOOWOOMBA TRUCK SPARES BENCHMARK 70  
Handicap - 1100m  
25 October 2025 - 19:02  
Track Rating: Good 4, Weather: Fine, Rail Position: True



Section	Overall	1000m	800m	600m	400m	200m							
Section Times	1:06.73 [3] (0:08.51)	0:58.22 [5] (0:10.90)	0:47.32 [4] (0:11.27)	0:36.05 [3] (0:11.79)	0:24.26 [4] (0:11.98)	0:12.28 [3] (0:12.28)							
Average Speed [km/h]	42.0	66.8	63.8	60.9	60.4	58.6							
Top Speed [km/h]	63.3	67.8	66.1	63.1	61.4	60.8							
Avg. Dist. to Rail [m]	5.1	2.8	0.2	0.2	0.8	0.8							
Avg. Stride Freq. [Hz]	2.3	2.5	2.4	2.3	2.3	2.3							
Avg. Stride Length [m]	5.1	7.3	7.4	7.2	7.2	7.1							



[ ] Ranking at each section and finish  
- - - - - No data available at this section  
NA No data available



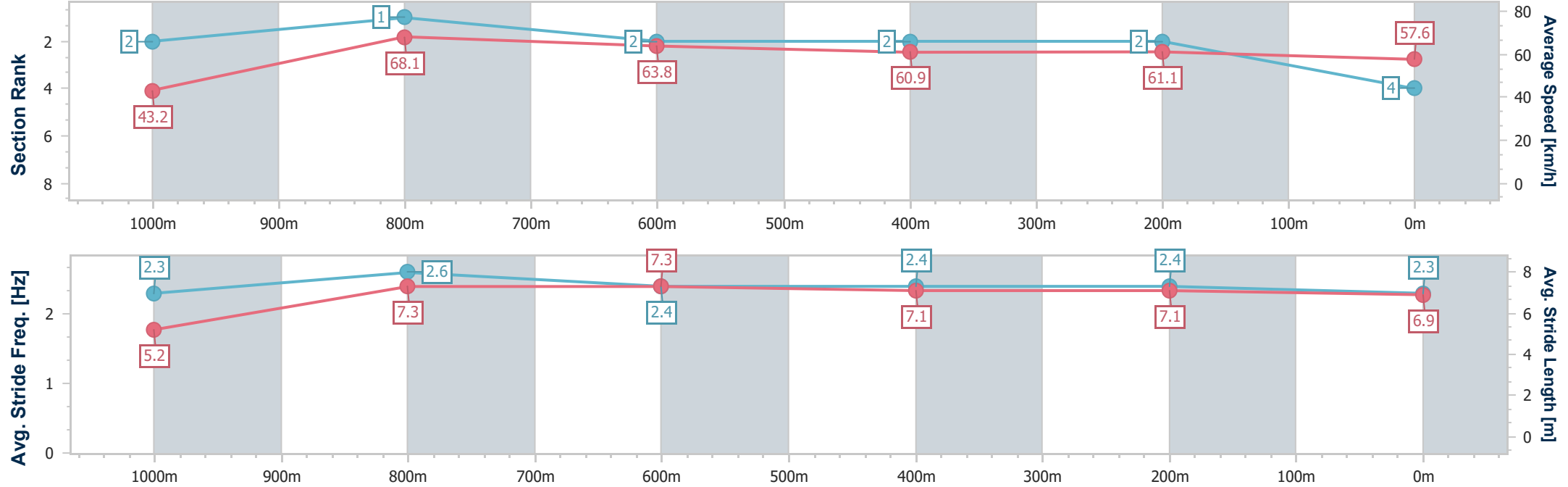
Horse/Jockey Name	Krakarib
Final Rank	4
Fastest Section Time (Section)	0:08.33 (Overall)
Top Speed [km/h] (Section)	69.3 (1000m)
Race State	Finished



ToowoombaProfessional  
Race 4: TOOWOOMBA TRUCK SPARES BENCHMARK 70  
Handicap - 1100m  
25 October 2025 - 19:02  
Track Rating: Good 4, Weather: Fine, Rail Position: True



Section	Overall	1000m	800m	600m	400m	200m							
Section Times	1:06.78 [4] (0:08.33)	0:58.45 [2] (0:10.74)	0:47.71 [1] (0:11.45)	0:36.26 [2] (0:11.90)	0:24.36 [2] (0:11.87)	0:12.49 [2] (0:12.49)							
Average Speed [km/h]	43.2	68.1	63.8	60.9	61.1	57.6							
Top Speed [km/h]	64.0	69.3	66.6	62.9	62.6	60.5							
Avg. Dist. to Rail [m]	9.3	4.8	3.6	2.0	1.2	1.8							
Avg. Stride Freq. [Hz]	2.3	2.6	2.4	2.4	2.4	2.3							
Avg. Stride Length [m]	5.2	7.3	7.3	7.1	7.1	6.9							





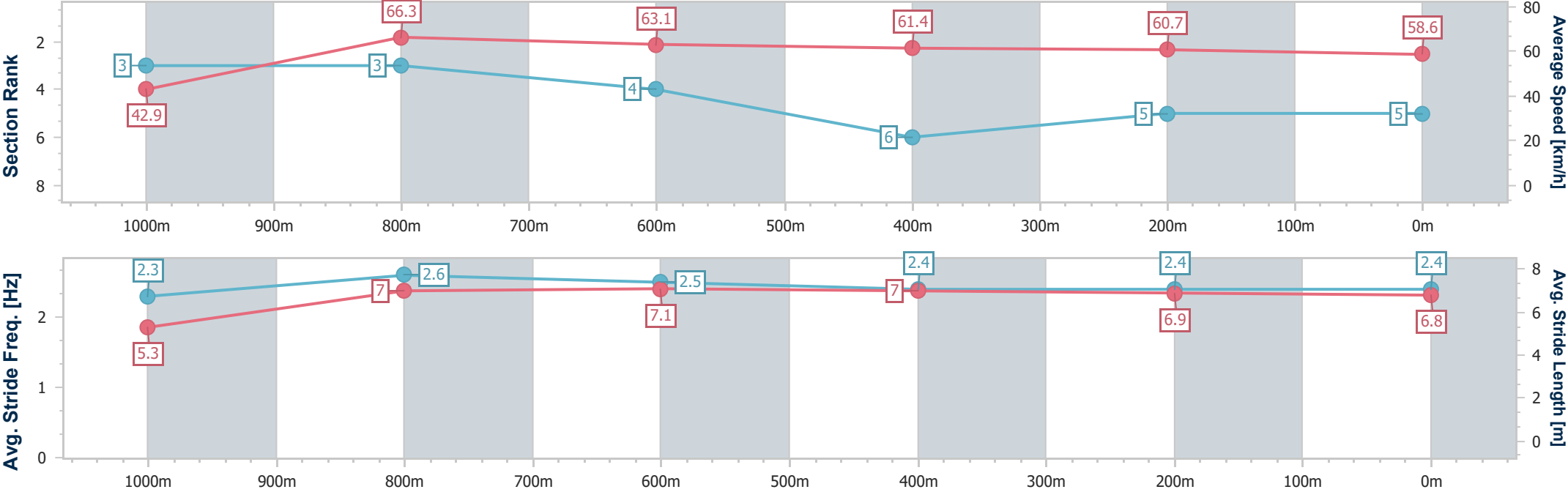
Horse/Jockey Name	Shalaman
Final Rank	5
Fastest Section Time (Section)	0:08.46 (Overall)
Top Speed [km/h] (Section)	67.4 (1000m)
Race State	Finished



ToowoombaProfessional  
Race 4: TOOWOOMBA TRUCK SPARES BENCHMARK 70  
Handicap - 1100m  
25 October 2025 - 19:02  
Track Rating: Good 4, Weather: Fine, Rail Position: True



Section	Overall	1000m	800m	600m	400m	200m							
Section Times	1:06.79 [5] (0:08.46)	0:58.33 [3] (0:10.93)	0:47.40 [3] (0:11.41)	0:35.99 [4] (0:11.76)	0:24.23 [6] (0:11.96)	0:12.27 [5] (0:12.27)							
Average Speed [km/h]	42.9	66.3	63.1	61.4	60.7	58.6							
Top Speed [km/h]	64.4	67.4	65.0	62.5	61.7	61.2							
Avg. Dist. to Rail [m]	5.2	2.2	0.4	0.6	2.6	3.6							
Avg. Stride Freq. [Hz]	2.3	2.6	2.5	2.4	2.4	2.4							
Avg. Stride Length [m]	5.3	7.0	7.1	7.0	6.9	6.8							





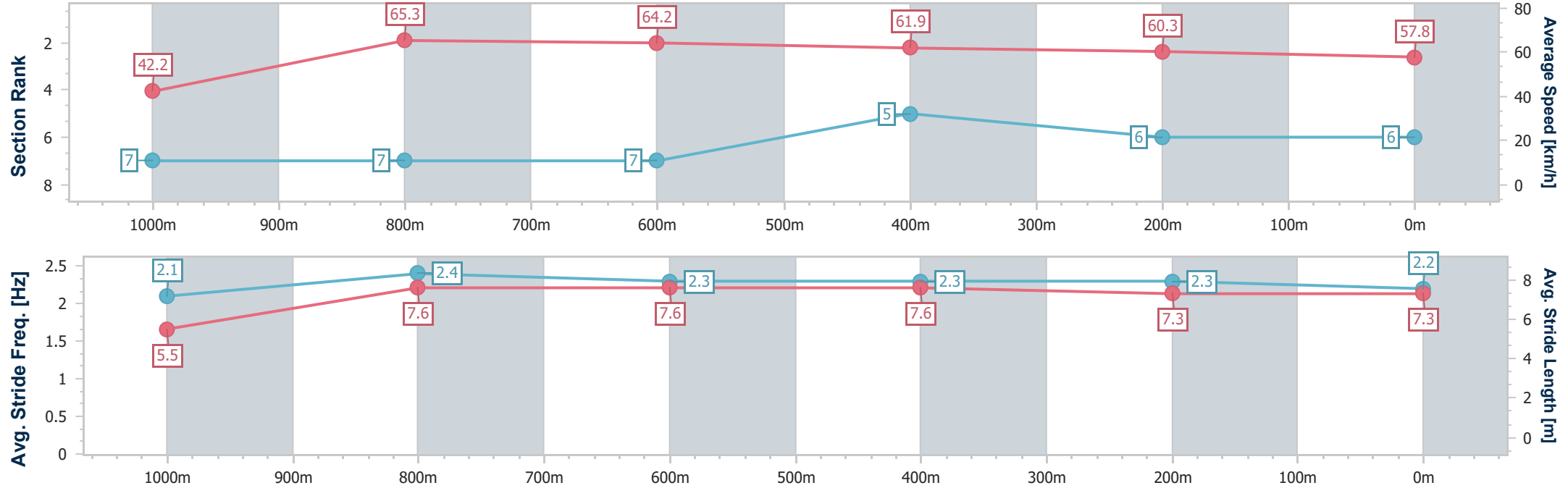
Horse/Jockey Name	Wowit's Willywonka
Final Rank	6
Fastest Section Time (Section)	0:08.60 (Overall)
Top Speed [km/h] (Section)	68.0 (1000m)
Race State	Finished



ToowoombaProfessional  
Race 4: TOOWOOMBA TRUCK SPARES BENCHMARK 70  
Handicap - 1100m  
25 October 2025 - 19:02  
Track Rating: Good 4, Weather: Fine, Rail Position: True



Section	Overall	1000m	800m	600m	400m	200m							
Section Times	1:06.98 [6] (0:08.60)	0:58.38 [7] (0:11.04)	0:47.34 [7] (0:11.26)	0:36.08 [7] (0:11.66)	0:24.42 [5] (0:11.98)	0:12.44 [6] (0:12.44)							
Average Speed [km/h]	42.2	65.3	64.2	61.9	60.3	57.8							
Top Speed [km/h]	59.3	68.0	66.7	62.7	62.0	60.0							
Avg. Dist. to Rail [m]	5.3	1.3	1.4	0.6	0.9	1.8							
Avg. Stride Freq. [Hz]	2.1	2.4	2.3	2.3	2.3	2.2							
Avg. Stride Length [m]	5.5	7.6	7.6	7.6	7.3	7.3							





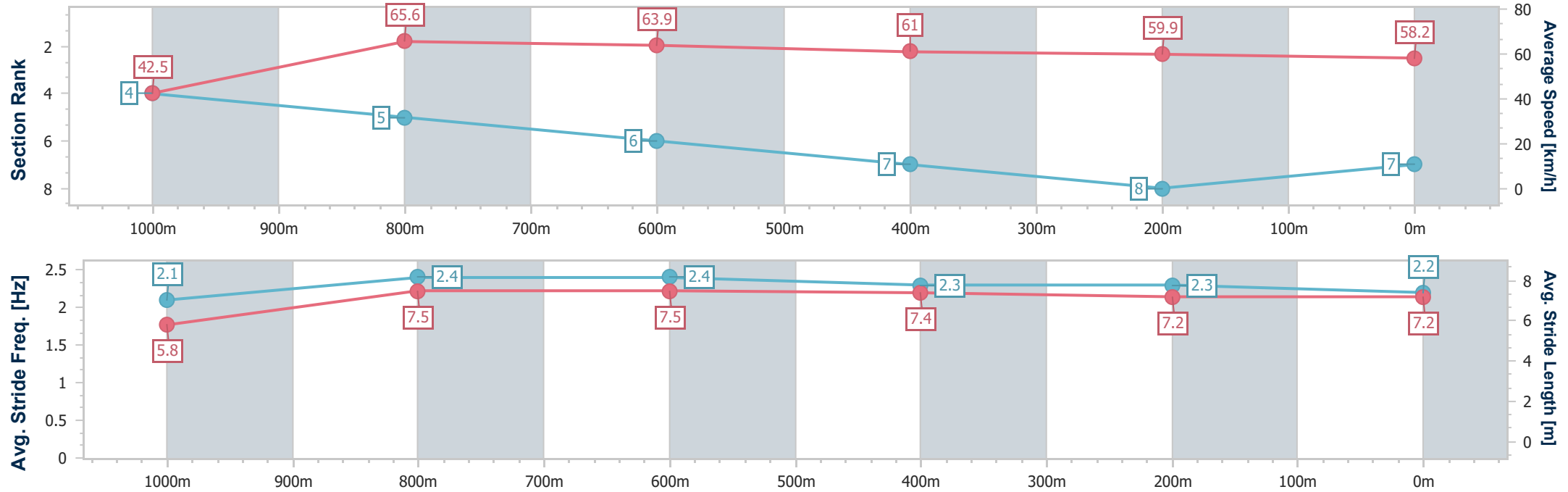
Horse/Jockey Name	Adalie
Final Rank	7
Fastest Section Time (Section)	0:08.50 (Overall)
Top Speed [km/h] (Section)	66.9 (1000m)
Race State	Finished



ToowoombaProfessional  
Race 4: TOOWOOMBA TRUCK SPARES BENCHMARK 70  
Handicap - 1100m  
25 October 2025 - 19:02  
Track Rating: Good 4, Weather: Fine, Rail Position: True



Section	Overall	1000m	800m	600m	400m	200m							
Section Times	1:07.07 [7] (0:08.50)	0:58.57 [4] (0:11.01)	0:47.56 [5] (0:11.34)	0:36.22 [6] (0:11.88)	0:24.34 [7] (0:12.00)	0:12.34 [8] (0:12.34)							
Average Speed [km/h]	42.5	65.6	63.9	61.0	59.9	58.2							
Top Speed [km/h]	63.0	66.9	65.8	63.5	60.9	60.2							
Avg. Dist. to Rail [m]	4.6	1.3	0.8	1.2	1.1	0.6							
Avg. Stride Freq. [Hz]	2.1	2.4	2.4	2.3	2.3	2.2							
Avg. Stride Length [m]	5.8	7.5	7.5	7.4	7.2	7.2							





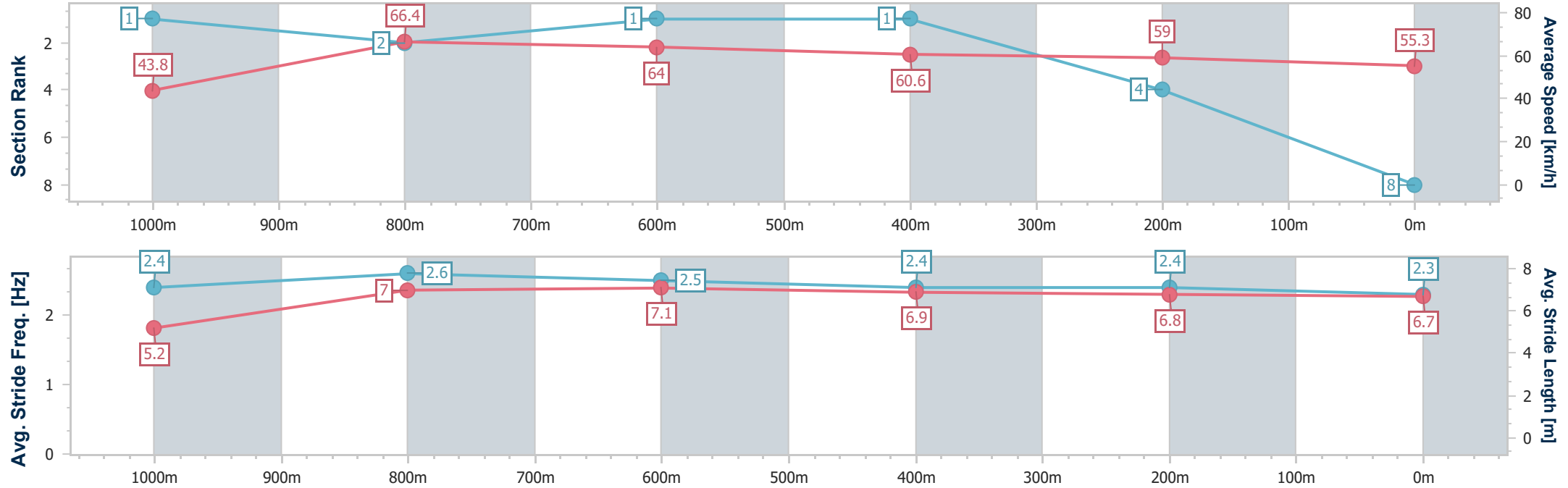
Horse/Jockey Name	This Is One
Final Rank	8
Fastest Section Time (Section)	0:08.24 (Overall)
Top Speed [km/h] (Section)	69.2 (1000m)
Race State	Finished



ToowoombaProfessional  
Race 4: TOOWOOMBA TRUCK SPARES BENCHMARK 70  
Handicap - 1100m  
25 October 2025 - 19:02  
Track Rating: Good 4, Weather: Fine, Rail Position: True



Section	Overall	1000m	800m	600m	400m	200m							
Section Times	1:07.47 [8] (0:08.24)	0:59.23 [1] (0:10.84)	0:48.39 [2] (0:11.31)	0:37.08 [1] (0:11.86)	0:25.22 [1] (0:12.21)	0:13.01 [4] (0:13.01)							
Average Speed [km/h]	43.8	66.4	64.0	60.6	59.0	55.3							
Top Speed [km/h]	64.1	69.2	65.8	62.1	60.5	57.6							
Avg. Dist. to Rail [m]	0.4	0.5	0.4	0.2	0.2	1.1							
Avg. Stride Freq. [Hz]	2.4	2.6	2.5	2.4	2.4	2.3							
Avg. Stride Length [m]	5.2	7.0	7.1	6.9	6.8	6.7							





Toowoomba Professional  
Race 5: GARDEN CITY ROTARY CLUB Class 4 Handicap - 1300m  
25 October 2025 - 19:39



Track Rating: Good 4, Weather: Fine, Rail Position: True

Section						Overall	1200m	1000m	800m	600m	400m	Last 600m	
Field Times						1:18.93 (0:08.68)	1:10.25 (0:10.84)	0:59.41 (0:11.71)	0:47.70 (0:11.97)	0:35.73 (0:12.05)	0:23.68 (0:11.79)	0:35.73	
Rank	TAB	Horse/Jockey	Barrier	Top Speed [km/h]	Fastest Section								Distance Travelled [m]
1	4	WIREWALKER	3	68.8	0:08.76	1:18.93 [1]	1:10.17 [3]	0:59.41 [1]	0:47.70 [1]	0:35.73 [1]	0:23.68 [1]	0:35.73	
		Rob Thorburn		1200m	Overall	(0:08.76)	(0:10.76)	(0:11.71)	(0:11.97)	(0:12.05)	(0:11.79)		
2	5	GIDDAY GIDDAY	2	67.5	0:08.69	1:18.95 [2]	1:10.26 [2]	0:59.28 [2]	0:47.60 [2]	0:35.69 [2]	0:23.63 [2]	0:35.69 +8	
		Kelsey Lenton		1200m	Overall	(0:08.69)	(0:10.98)	(0:11.68)	(0:11.91)	(0:12.06)	(0:11.75)		
3	2	THE LOUVRE	6	66.0	0:08.83	1:19.03 [3]	1:10.20 [4]	0:58.94 [5]	0:47.06 [6]	0:35.21 [6]	0:23.28 [6]	0:35.21 +12	
		Jade Metcalfe		1200m	Overall	(0:08.83)	(0:11.26)	(0:11.88)	(0:11.85)	(0:11.93)	(0:11.62)		
4	1	ESJAY	7	65.3	0:08.95	1:19.15 [4]	1:10.20 [7]	0:58.83 [7]	0:46.91 [7]	0:35.22 [7]	0:23.34 [7]	0:35.22 +5	
		Les Tilley		1200m	Overall	(0:08.95)	(0:11.37)	(0:11.92)	(0:11.69)	(0:11.88)	(0:11.78)		
5	6	TIGON PRINCESS	1	65.5	0:08.68	1:19.28 [5]	1:10.60 [1]	0:59.45 [3]	0:47.74 [3]	0:35.88 [3]	0:23.79 [3]	0:35.88 +5	
		Robbie Downey		1200m	Overall	(0:08.68)	(0:11.15)	(0:11.71)	(0:11.86)	(0:12.09)	(0:11.89)		
6	7	BENFICA LASS	4	66.2	0:08.95	1:19.31 [6]	1:10.36 [6]	0:59.12 [6]	0:47.44 [5]	0:35.63 [5]	0:23.67 [5]	0:35.63 +0	
		Georgina Cartwright		1200m	Overall	(0:08.95)	(0:11.24)	(0:11.68)	(0:11.81)	(0:11.96)	(0:11.87)		
7	8	JAMAICAN MECRAZY	5	67.1	0:08.94	1:19.91 [7]	1:10.97 [5]	0:59.82 [4]	0:48.15 [4]	0:36.35 [4]	0:24.31 [4]	0:36.35 +6	
		Karl Zechner		1200m	Overall	(0:08.94)	(0:11.15)	(0:11.67)	(0:11.80)	(0:12.04)	(0:12.01)		

Scratched: Downey (#3)



**Toowoomba Professional**  
**Race 5: GARDEN CITY ROTARY CLUB Class 4 Handicap - 1300m**  
**25 October 2025 - 19:39**



Track Rating: Good 4, Weather: Fine, Rail Position: True

Section				200m				Last 600m	
Field Times				0:11.89		(0:11.89)		0:35.73	
Rank	TAB	Horse/Jockey	Barrier	Top Speed [km/h]	Fastest Section	Margin		Distance Travelled [m]	
1	4	WIREWALKER	3	68.8	0:08.76	0:11.89 [1]	1:18.93	0:35.73	
		Rob Thorburn		1200m	Overall	(0:11.89)			
2	5	GIDDAY GIDDAY	2	67.5	0:08.69	0:11.88 [2]	0.13L	0:35.69 +8	
		Kelsey Lenton		1200m	Overall	(0:11.88)			
3	2	THE LOUVRE	6	66.0	0:08.83	0:11.66 [3]	0.6L	0:35.21 +12	
		Jade Metcalfe		1200m	Overall	(0:11.66)			
4	1	ESJAY	7	65.3	0:08.95	0:11.56 [6]	1.28L	0:35.22 +5	
		Les Tilley		1200m	Overall	(0:11.56)			
5	6	TIGON PRINCESS	1	65.5	0:08.68	0:11.90 [4]	2.06L	0:35.88 +5	
		Robbie Downey		1200m	Overall	(0:11.90)			
6	7	BENFICA LASS	4	66.2	0:08.95	0:11.80 [5]	2.22L	0:35.63 +0	
		Georgina Cartwright		1200m	Overall	(0:11.80)			
7	8	JAMAICAN MECRAZY	5	67.1	0:08.94	0:12.30 [7]	5.78L	0:36.35 +6	
		Karl Zechner		1200m	Overall	(0:12.30)			

Scratched: Downey (#3)





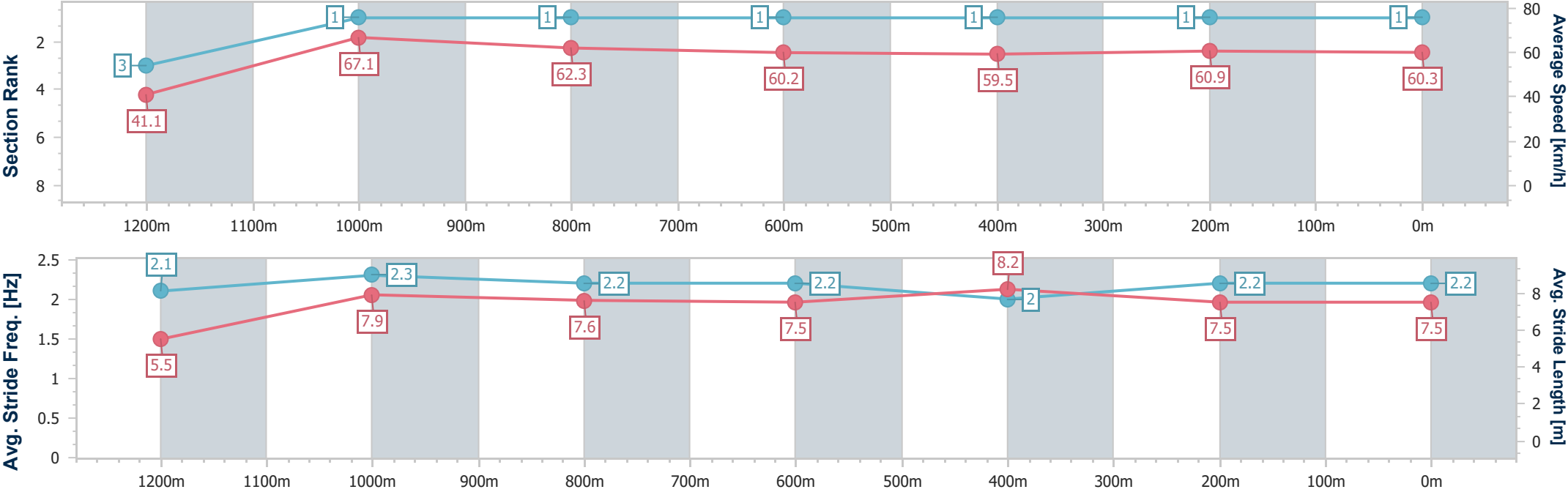
Horse/Jockey Name	Wirewalker
Final Rank	1
Fastest Section Time (Section)	0:08.76 (Overall)
Top Speed [km/h] (Section)	68.8 (1200m)
Race State	Finished



ToowoombaProfessional  
Race 5: GARDEN CITY ROTARY CLUB Class 4 Handicap -  
1300m  
25 October 2025 - 19:39  
Track Rating: Good 4, Weather: Fine, Rail Position: True



Section	Overall	1200m	1000m	800m	600m	400m	200m						
Section Times	1:18.93 [1] (0:08.76)	1:10.17 [3] (0:10.76)	0:59.41 [1] (0:11.71)	0:47.70 [1] (0:11.97)	0:35.73 [1] (0:12.05)	0:23.68 [1] (0:11.79)	0:11.89 [1] (0:11.89)						
Average Speed [km/h]	41.1	67.1	62.3	60.2	59.5	60.9	60.3						
Top Speed [km/h]	63.8	68.8	64.5	61.3	60.8	61.7	60.8						
Avg. Dist. to Rail [m]	10.4	5.9	3.3	0.9	1.1	1.0	2.7						
Avg. Stride Freq. [Hz]	2.1	2.3	2.2	2.2	2.0	2.2	2.2						
Avg. Stride Length [m]	5.5	7.9	7.6	7.5	8.2	7.5	7.5						





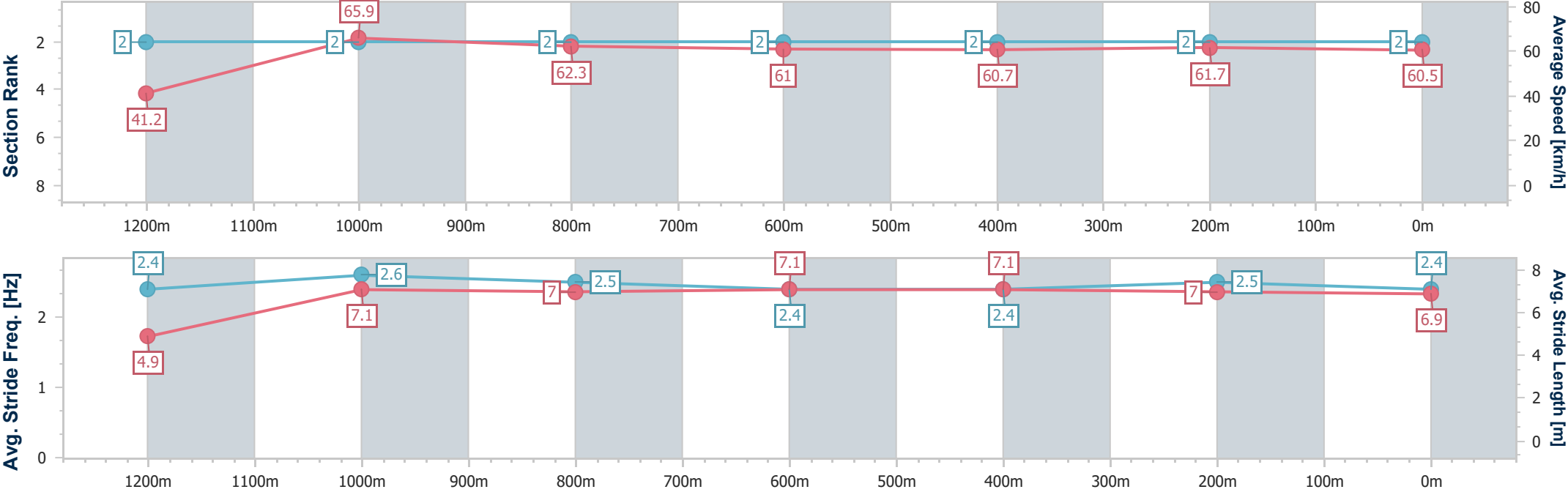
Horse/Jockey Name	Gidday Gidday
Final Rank	2
Fastest Section Time (Section)	0:08.69 (Overall)
Top Speed [km/h] (Section)	67.5 (1200m)
Race State	Finished



ToowoombaProfessional  
Race 5: GARDEN CITY ROTARY CLUB Class 4 Handicap - 1300m  
25 October 2025 - 19:39  
Track Rating: Good 4, Weather: Fine, Rail Position: True



Section	Overall	1200m	1000m	800m	600m	400m	200m						
Section Times	1:18.95 [2] (0:08.69)	1:10.26 [2] (0:10.98)	0:59.28 [2] (0:11.68)	0:47.60 [2] (0:11.91)	0:35.69 [2] (0:12.06)	0:23.63 [2] (0:11.75)	0:11.88 [2] (0:11.88)						
Average Speed [km/h]	41.2	65.9	62.3	61.0	60.7	61.7	60.5						
Top Speed [km/h]	64.6	67.5	65.4	62.4	61.4	62.3	62.4						
Avg. Dist. to Rail [m]	8.2	3.5	3.9	3.5	2.3	2.6	4.2						
Avg. Stride Freq. [Hz]	2.4	2.6	2.5	2.4	2.4	2.5	2.4						
Avg. Stride Length [m]	4.9	7.1	7.0	7.1	7.1	7.0	6.9						





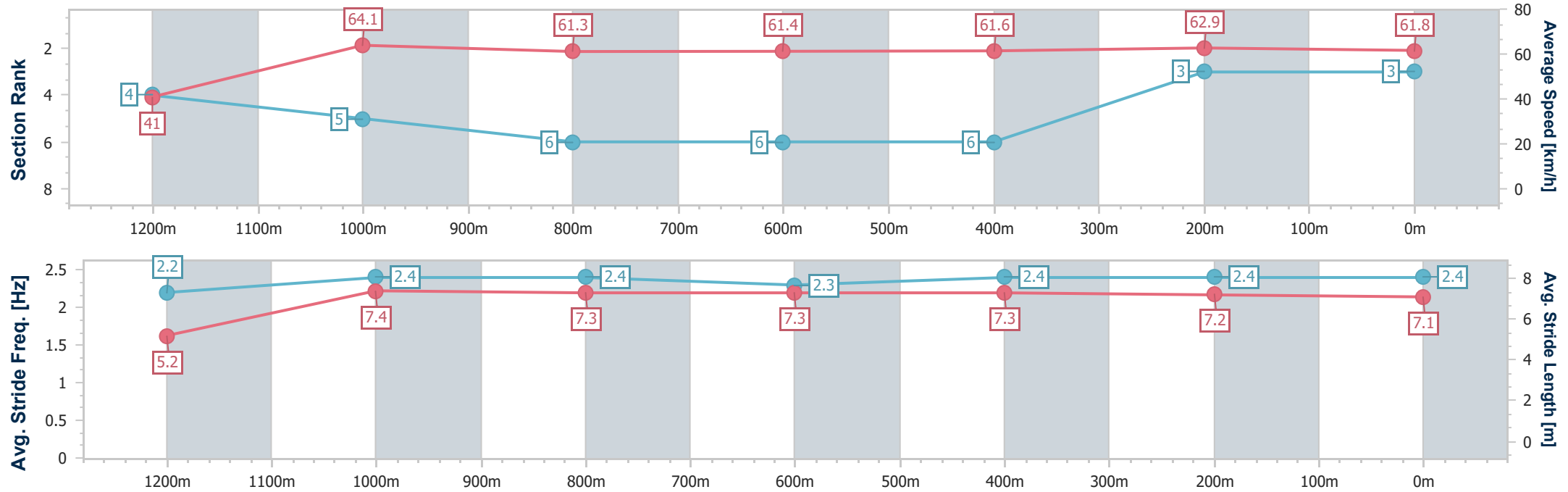
Horse/Jockey Name	The Louvre
Final Rank	3
Fastest Section Time (Section)	0:08.83 (Overall)
Top Speed [km/h] (Section)	66.0 (1200m)
Race State	Finished



ToowoombaProfessional  
Race 5: GARDEN CITY ROTARY CLUB Class 4 Handicap -  
1300m  
25 October 2025 - 19:39  
Track Rating: Good 4, Weather: Fine, Rail Position: True



Section	Overall	1200m	1000m	800m	600m	400m	200m						
Section Times	1:19.03 [3] (0:08.83)	1:10.20 [4] (0:11.26)	0:58.94 [5] (0:11.88)	0:47.06 [6] (0:11.85)	0:35.21 [6] (0:11.93)	0:23.28 [6] (0:11.62)	0:11.66 [3] (0:11.66)						
Average Speed [km/h]	41.0	64.1	61.3	61.4	61.6	62.9	61.8						
Top Speed [km/h]	60.8	66.0	64.1	62.6	62.9	64.7	64.7						
Avg. Dist. to Rail [m]	11.3	4.0	3.0	3.3	4.0	5.0	5.8						
Avg. Stride Freq. [Hz]	2.2	2.4	2.4	2.3	2.4	2.4	2.4						
Avg. Stride Length [m]	5.2	7.4	7.3	7.3	7.3	7.2	7.1						





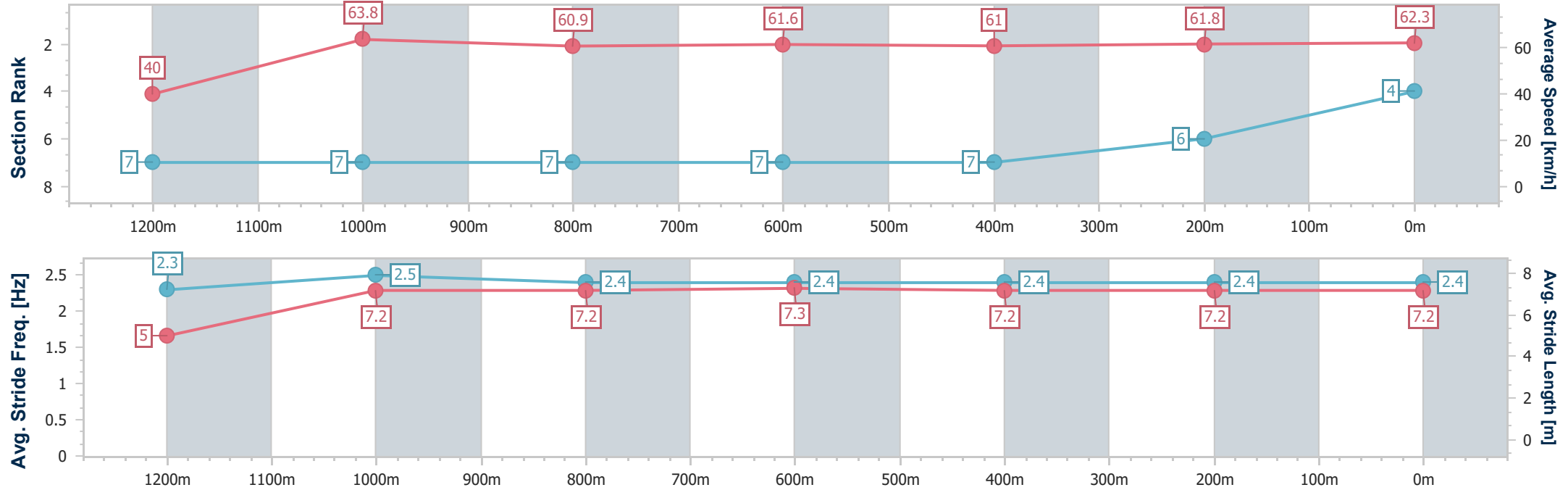
Horse/Jockey Name	Esjay
Final Rank	4
Fastest Section Time (Section)	0:08.95 (Overall)
Top Speed [km/h] (Section)	65.3 (1200m)
Race State	Finished



ToowoombaProfessional  
Race 5: GARDEN CITY ROTARY CLUB Class 4 Handicap -  
1300m  
25 October 2025 - 19:39  
Track Rating: Good 4, Weather: Fine, Rail Position: True



Section	Overall	1200m	1000m	800m	600m	400m	200m						
Section Times	1:19.15 [4] (0:08.95)	1:10.20 [7] (0:11.37)	0:58.83 [7] (0:11.92)	0:46.91 [7] (0:11.69)	0:35.22 [7] (0:11.88)	0:23.34 [7] (0:11.78)	0:11.56 [6] (0:11.56)						
Average Speed [km/h]	40.0	63.8	60.9	61.6	61.0	61.8	62.3						
Top Speed [km/h]	61.2	65.3	62.4	64.4	62.2	63.1	64.0						
Avg. Dist. to Rail [m]	12.9	5.1	2.6	0.5	0.9	3.7	2.5						
Avg. Stride Freq. [Hz]	2.3	2.5	2.4	2.4	2.4	2.4	2.4						
Avg. Stride Length [m]	5.0	7.2	7.2	7.3	7.2	7.2	7.2						





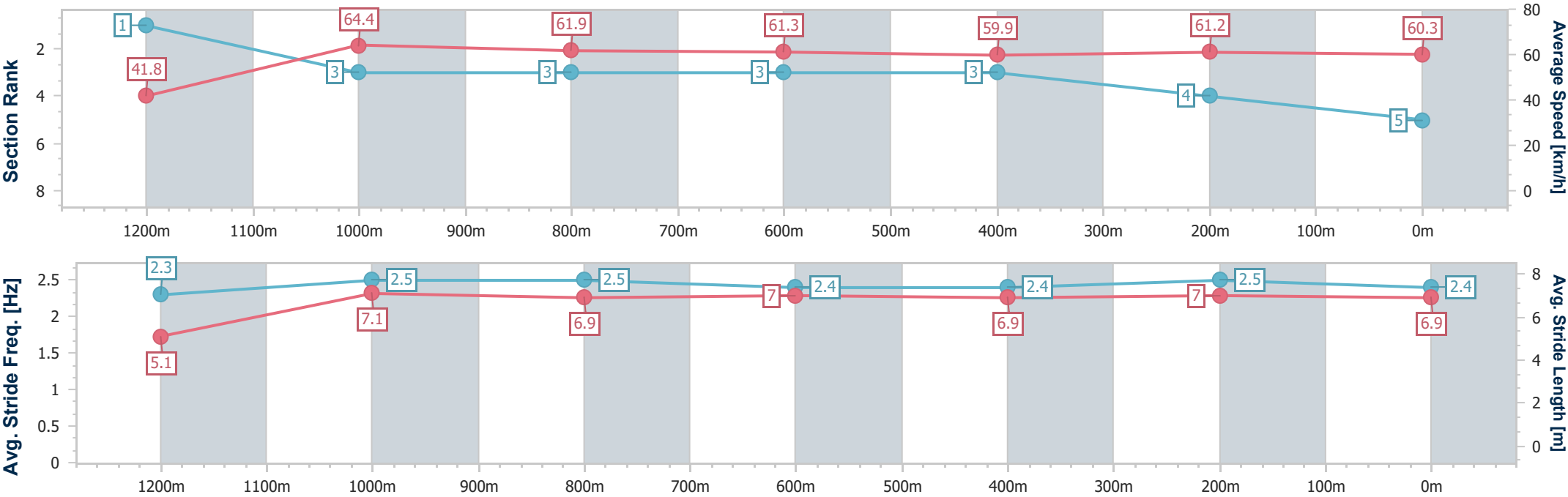
Horse/Jockey Name	Tigon Princess
Final Rank	5
Fastest Section Time (Section)	0:08.68 (Overall)
Top Speed [km/h] (Section)	65.5 (1200m)
Race State	Finished



ToowoombaProfessional  
Race 5: GARDEN CITY ROTARY CLUB Class 4 Handicap -  
1300m  
25 October 2025 - 19:39  
Track Rating: Good 4, Weather: Fine, Rail Position: True



Section	Overall	1200m	1000m	800m	600m	400m	200m						
Section Times	1:19.28 [5] (0:08.68)	1:10.60 [1] (0:11.15)	0:59.45 [3] (0:11.71)	0:47.74 [3] (0:11.86)	0:35.88 [3] (0:12.09)	0:23.79 [3] (0:11.89)	0:11.90 [4] (0:11.90)						
Average Speed [km/h]	41.8	64.4	61.9	61.3	59.9	61.2	60.3						
Top Speed [km/h]	64.4	65.5	64.5	62.2	61.5	62.2	62.3						
Avg. Dist. to Rail [m]	7.6	1.9	1.8	2.4	1.5	3.0	4.6						
Avg. Stride Freq. [Hz]	2.3	2.5	2.5	2.4	2.4	2.5	2.4						
Avg. Stride Length [m]	5.1	7.1	6.9	7.0	6.9	7.0	6.9						





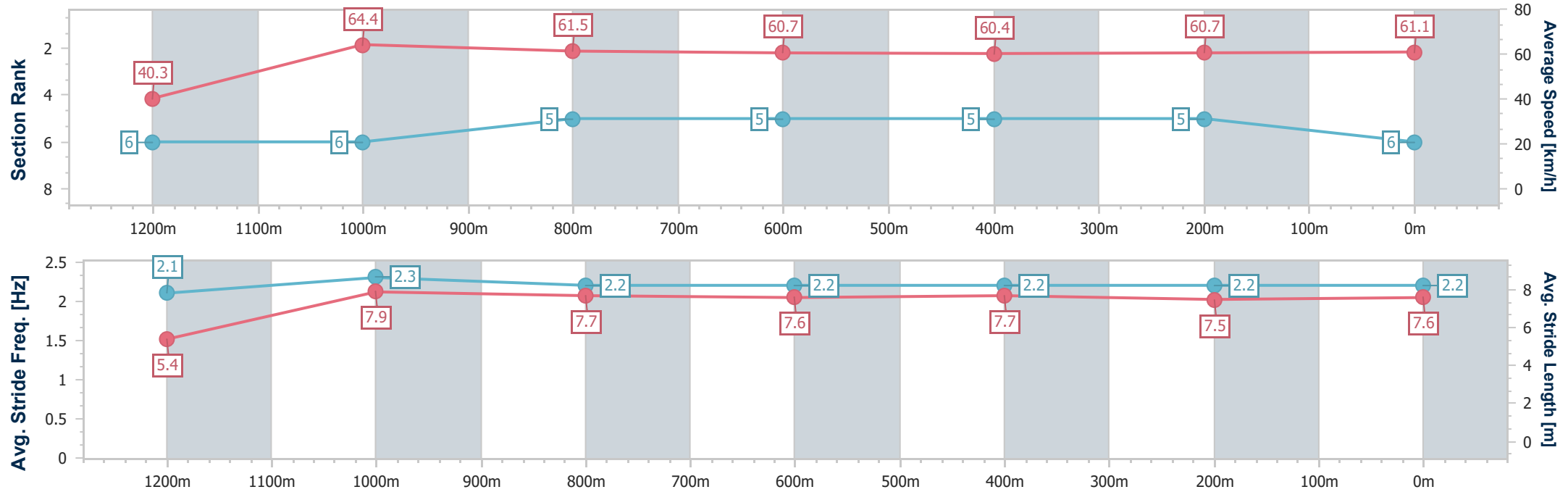
Horse/Jockey Name	Benfica Lass
Final Rank	6
Fastest Section Time (Section)	0:08.95 (Overall)
Top Speed [km/h] (Section)	66.2 (1200m)
Race State	Finished



ToowoombaProfessional  
Race 5: GARDEN CITY ROTARY CLUB Class 4 Handicap -  
1300m  
25 October 2025 - 19:39  
Track Rating: Good 4, Weather: Fine, Rail Position: True



Section	Overall	1200m	1000m	800m	600m	400m	200m						
Section Times	1:19.31 [6] (0:08.95)	1:10.36 [6] (0:11.24)	0:59.12 [6] (0:11.68)	0:47.44 [5] (0:11.81)	0:35.63 [5] (0:11.96)	0:23.67 [5] (0:11.87)	0:11.80 [5] (0:11.80)						
Average Speed [km/h]	40.3	64.4	61.5	60.7	60.4	60.7	61.1						
Top Speed [km/h]	62.5	66.2	63.0	62.1	62.4	61.8	61.3						
Avg. Dist. to Rail [m]	7.3	1.0	0.8	0.7	0.7	0.7	1.0						
Avg. Stride Freq. [Hz]	2.1	2.3	2.2	2.2	2.2	2.2	2.2						
Avg. Stride Length [m]	5.4	7.9	7.7	7.6	7.7	7.5	7.6						





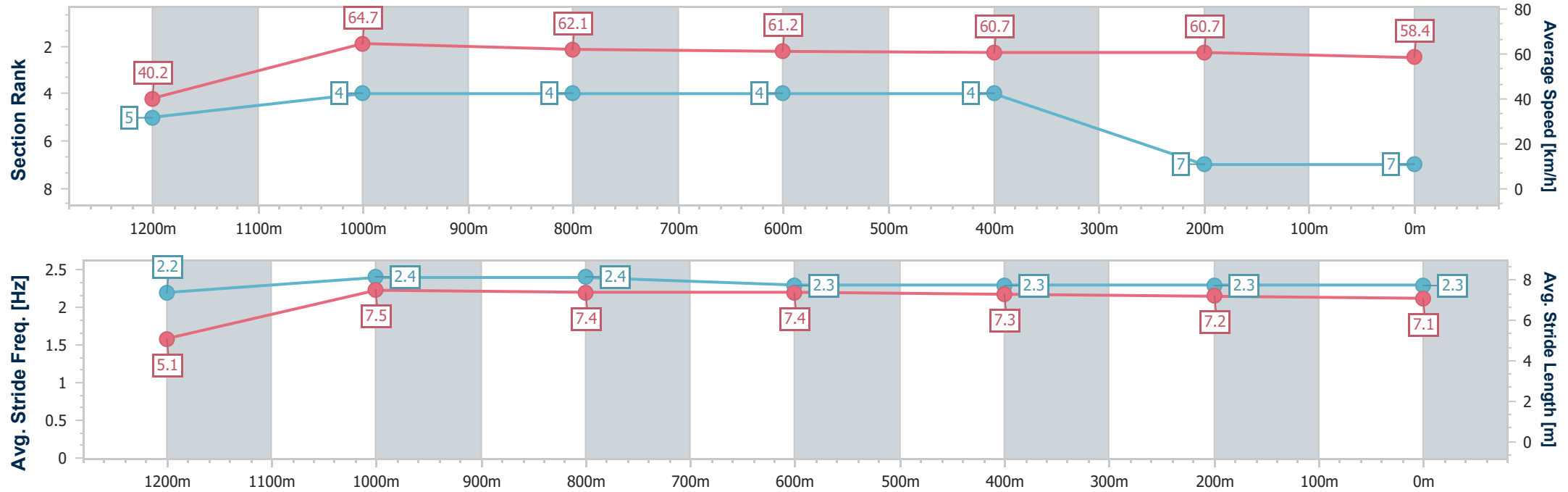
Horse/Jockey Name	Jamaican Mecrazy
Final Rank	7
Fastest Section Time (Section)	0:08.94 (Overall)
Top Speed [km/h] (Section)	67.1 (1200m)
Race State	Finished



ToowoombaProfessional  
Race 5: GARDEN CITY ROTARY CLUB Class 4 Handicap -  
1300m  
25 October 2025 - 19:39  
Track Rating: Good 4, Weather: Fine, Rail Position: True



Section	Overall	1200m	1000m	800m	600m	400m	200m						
Section Times	1:19.91 [7] (0:08.94)	1:10.97 [5] (0:11.15)	0:59.82 [4] (0:11.67)	0:48.15 [4] (0:11.80)	0:36.35 [4] (0:12.04)	0:24.31 [4] (0:12.01)	0:12.30 [7] (0:12.30)						
Average Speed [km/h]	40.2	64.7	62.1	61.2	60.7	60.7	58.4						
Top Speed [km/h]	61.5	67.1	65.3	64.0	62.4	61.9	61.1						
Avg. Dist. to Rail [m]	9.0	1.9	1.2	1.9	2.8	4.5	7.9						
Avg. Stride Freq. [Hz]	2.2	2.4	2.4	2.3	2.3	2.3	2.3						
Avg. Stride Length [m]	5.1	7.5	7.4	7.4	7.3	7.2	7.1						





# Toowoomba Professional

## Race 6: CARRINGTON ROAD BAKEAWAY Maiden Plate - 1050m

25 October 2025 - 20:17



Track Rating: Good 4, Weather: Fine, Rail Position: True

Section						Overall	1000m	800m	600m	400m	200m	Last 600m			
Field Times						1:02.54 (0:04.84)	0:57.70 (0:11.66)	0:46.04 (0:11.41)	0:34.63 (0:11.63)	0:23.00 (0:11.61)	0:11.39 (0:11.39)	0:34.63			
Rank	TAB	Horse/Jockey	Barrier	Top Speed [km/h]	Fastest Section								Margin	Distance Travelled [m]	
1	10	DR FARTHING	7	65.2	0:04.92	1:02.54 [1]	0:57.62 [3]	0:46.04 [1]	0:34.63 [1]	0:23.00 [1]	0:11.39 [1]	1:02.55	0:34.63		
		Les Tilley		1000m	Overall	(0:04.92)	(0:11.58)	(0:11.41)	(0:11.63)	(0:11.61)	(0:11.39)				
2	2	DARTH INVADER	2	66.1	0:05.07	1:02.71 [2]	0:57.64 [6]	0:45.95 [2]	0:34.43 [3]	0:22.90 [2]	0:11.37 [2]	0.95L	0:34.43	+3	
		Robbie Downey		1000m	Overall	(0:05.07)	(0:11.69)	(0:11.52)	(0:11.53)	(0:11.53)	(0:11.37)				
3	6	BOMBARD	4	64.5	0:04.96	1:03.11 [3]	0:58.15 [4]	0:46.21 [4]	0:34.70 [4]	0:23.14 [4]	0:11.55 [3]	3.3L	0:34.70	+6	
		Chelsea Baker		800m	Overall	(0:04.96)	(0:11.94)	(0:11.51)	(0:11.56)	(0:11.59)	(0:11.55)				
4	12	ITALIAN GIRL	5	65.7	0:05.34	1:04.97 [4]	0:59.63 [7]	0:47.88 [7]	0:36.19 [7]	0:24.50 [5]	0:12.37 [5]	14.25L	0:36.19	-1	
		Stacey Callow		1000m	Overall	(0:05.34)	(0:11.75)	(0:11.69)	(0:11.69)	(0:12.13)	(0:12.37)				
5	5	SOUTHAMPTON NICCO	1	67.8	0:05.89	1:05.31 [5]	0:59.42 [8]	0:48.25 [6]	0:37.05 [2]	0:25.35 [3]	0:12.97 [4]	16.25L	0:37.05	-9	
		Nathan Fazackerley		1000m	Overall	(0:05.89)	(0:11.17)	(0:11.20)	(0:11.70)	(0:12.38)	(0:12.97)				
6	8	MEET THE ROSE	8	63.7	0:04.91	1:05.56 [6]	1:00.65 [2]	0:48.31 [8]	0:36.56 [8]	0:24.79 [8]	0:12.56 [6]	17.71L	0:36.56	+3	
		Hannah Richardson		800m	Overall	(0:04.91)	(0:12.34)	(0:11.75)	(0:11.77)	(0:12.23)	(0:12.56)				
7	9	MRS KAJUDO	3	64.2	0:04.97	1:05.91 [7]	1:00.94 [5]	0:49.07 [3]	0:37.20 [5]	0:25.35 [6]	0:12.89 [7]	19.81L	0:37.20	+1	
		Kenji Yoshida		1000m	Overall	(0:04.97)	(0:11.87)	(0:11.87)	(0:11.85)	(0:12.46)	(0:12.89)				
8	4	SMART MOUTH	6	63.9	0:04.84	1:05.97 [8]	1:01.13 [1]	0:48.93 [5]	0:37.22 [6]	0:25.33 [7]	0:12.89 [8]	20.16L	0:37.22	+8	
		Montanna Savva		1000m	Overall	(0:04.84)	(0:12.20)	(0:11.71)	(0:11.89)	(0:12.44)	(0:12.89)				

Scratched: Cancelled (#11), Boomtime Now (#1), Prince Of Synergy (#3), Demes Girl (#7)





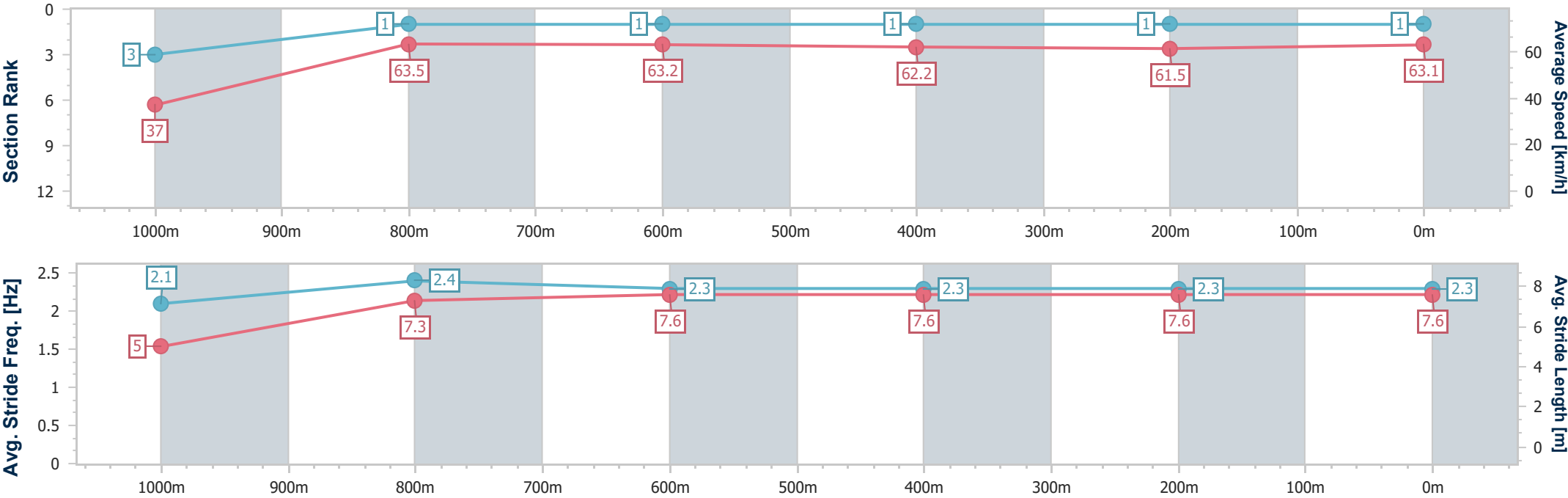
Horse/Jockey Name	Dr Farthing
Final Rank	1
Fastest Section Time (Section)	0:04.92 (Overall)
Top Speed [km/h] (Section)	65.2 (1000m)
Race State	Finished



ToowoombaProfessional  
Race 6: CARRINGTON ROAD BAKEAWAY Maiden Plate - 1050m  
25 October 2025 - 20:17  
Track Rating: Good 4, Weather: Fine, Rail Position: True



Section	Overall	1000m	800m	600m	400m	200m							
Section Times	1:02.54 [1] (0:04.92)	0:57.62 [3] (0:11.58)	0:46.04 [1] (0:11.41)	0:34.63 [1] (0:11.63)	0:23.00 [1] (0:11.61)	0:11.39 [1] (0:11.39)							
Average Speed [km/h]	37.0	63.5	63.2	62.2	61.5	63.1							
Top Speed [km/h]	54.7	65.2	64.3	63.9	63.1	63.5							
Avg. Dist. to Rail [m]	28.9	7.9	1.0	1.1	1.4	1.7							
Avg. Stride Freq. [Hz]	2.1	2.4	2.3	2.3	2.3	2.3							
Avg. Stride Length [m]	5.0	7.3	7.6	7.6	7.6	7.6							



[ ] Ranking at each section and finish  
- - - - No data available at this section  
NA No data available



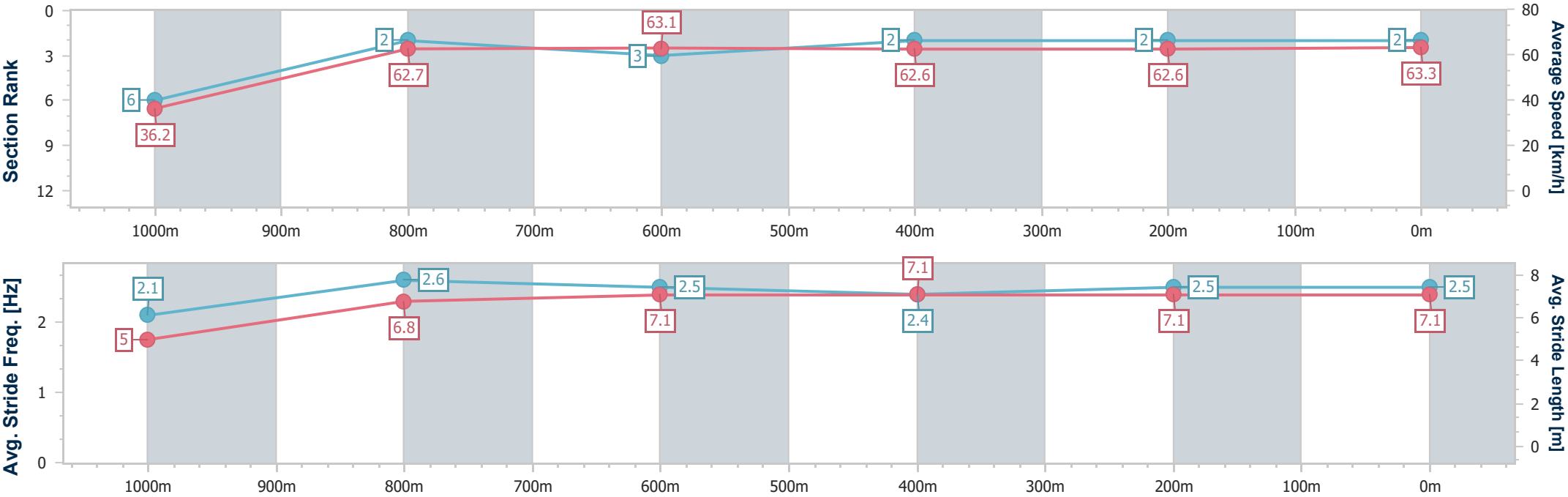
Horse/Jockey Name	Darth Invader
Final Rank	2
Fastest Section Time (Section)	0:05.07 (Overall)
Top Speed [km/h] (Section)	66.1 (1000m)
Race State	Finished



ToowoombaProfessional  
Race 6: CARRINGTON ROAD BAKEAWAY Maiden Plate - 1050m  
25 October 2025 - 20:17  
Track Rating: Good 4, Weather: Fine, Rail Position: True



Section	Overall	1000m	800m	600m	400m	200m							
Section Times	1:02.71 [2] (0:05.07)	0:57.64 [6] (0:11.69)	0:45.95 [2] (0:11.52)	0:34.43 [3] (0:11.53)	0:22.90 [2] (0:11.53)	0:11.37 [2] (0:11.37)							
Average Speed [km/h]	36.2	62.7	63.1	62.6	62.6	63.3							
Top Speed [km/h]	53.2	66.1	64.3	64.4	64.0	64.7							
Avg. Dist. to Rail [m]	25.2	7.3	2.8	1.3	0.8	2.9							
Avg. Stride Freq. [Hz]	2.1	2.6	2.5	2.4	2.5	2.5							
Avg. Stride Length [m]	5.0	6.8	7.1	7.1	7.1	7.1							





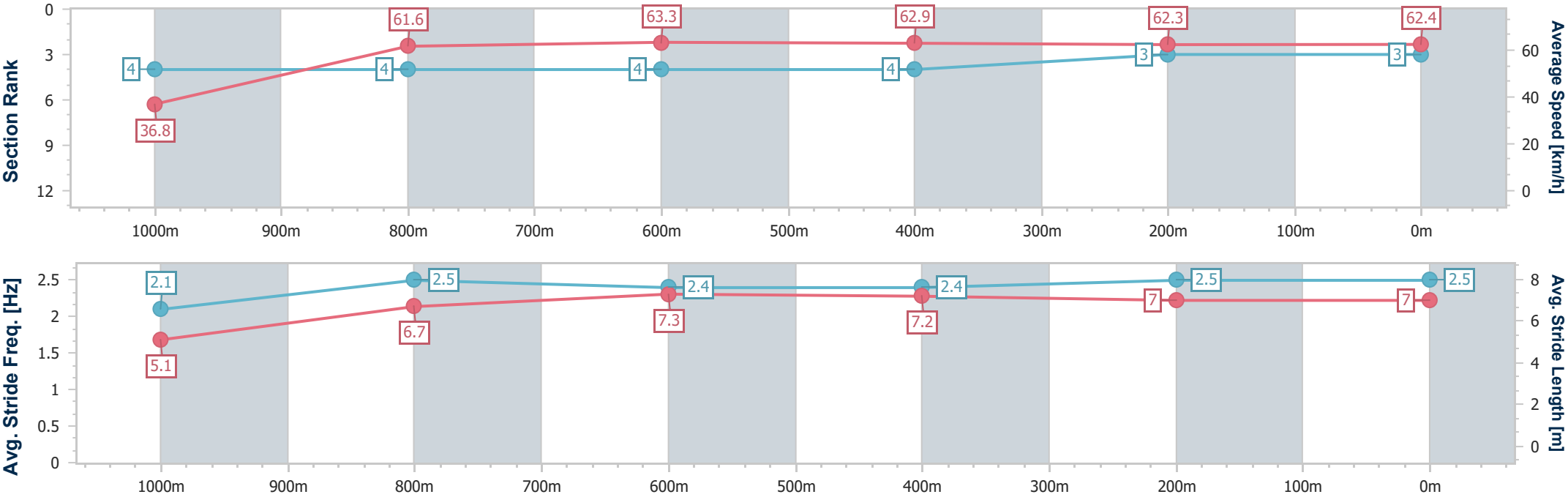
Horse/Jockey Name	Bombard
Final Rank	3
Fastest Section Time (Section)	0:04.96 (Overall)
Top Speed [km/h] (Section)	64.5 (800m)
Race State	Finished



ToowoombaProfessional  
Race 6: CARRINGTON ROAD BAKEAWAY Maiden Plate - 1050m  
25 October 2025 - 20:17  
Track Rating: Good 4, Weather: Fine, Rail Position: True



Section	Overall	1000m	800m	600m	400m	200m							
Section Times	1:03.11 [3] (0:04.96)	0:58.15 [4] (0:11.94)	0:46.21 [4] (0:11.51)	0:34.70 [4] (0:11.56)	0:23.14 [4] (0:11.59)	0:11.55 [3] (0:11.55)							
Average Speed [km/h]	36.8	61.6	63.3	62.9	62.3	62.4							
Top Speed [km/h]	53.0	64.2	64.5	64.1	63.2	62.9							
Avg. Dist. to Rail [m]	27.4	9.0	3.3	1.7	1.1	1.8							
Avg. Stride Freq. [Hz]	2.1	2.5	2.4	2.4	2.5	2.5							
Avg. Stride Length [m]	5.1	6.7	7.3	7.2	7.0	7.0							





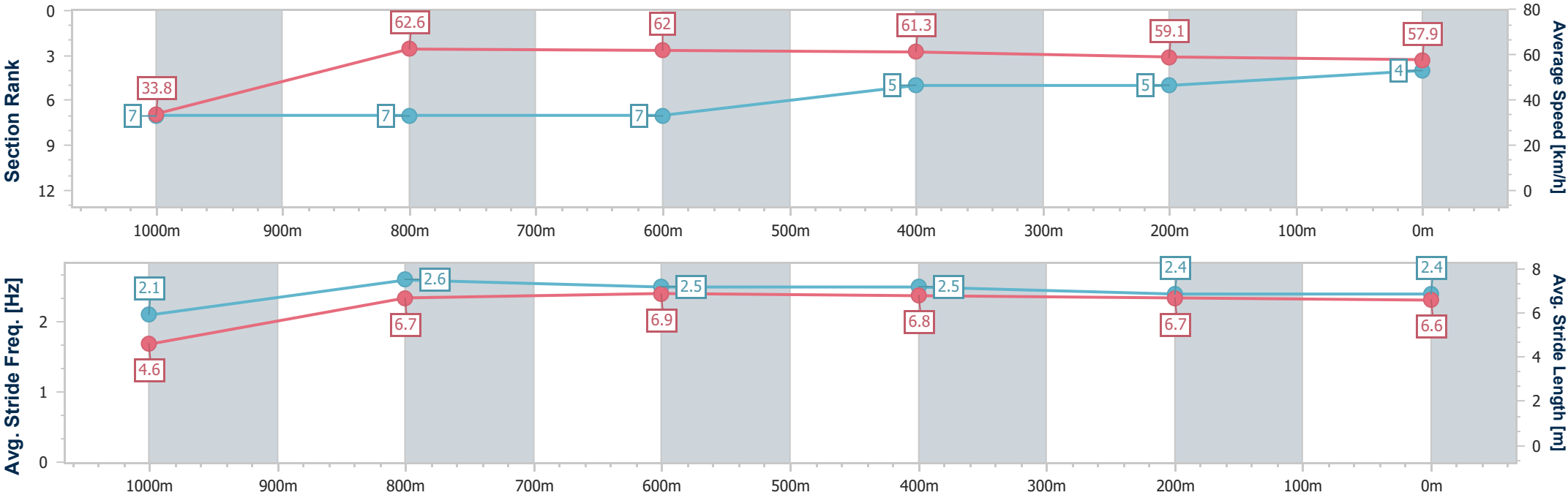
Horse/Jockey Name	Italian Girl
Final Rank	4
Fastest Section Time (Section)	0:05.34 (Overall)
Top Speed [km/h] (Section)	65.7 (1000m)
Race State	Finished



ToowoombaProfessional  
Race 6: CARRINGTON ROAD BAKEAWAY Maiden Plate -  
1050m  
25 October 2025 - 20:17  
Track Rating: Good 4, Weather: Fine, Rail Position: True



Section	Overall	1000m	800m	600m	400m	200m								
Section Times	1:04.97 [4] (0:05.34)	0:59.63 [7] (0:11.75)	0:47.88 [7] (0:11.69)	0:36.19 [7] (0:11.69)	0:24.50 [5] (0:12.13)	0:12.37 [5] (0:12.37)								
Average Speed [km/h]	33.8	62.6	62.0	61.3	59.1	57.9								
Top Speed [km/h]	52.2	65.7	62.7	62.6	61.5	59.2								
Avg. Dist. to Rail [m]	26.4	7.1	1.4	0.4	1.3	1.5								
Avg. Stride Freq. [Hz]	2.1	2.6	2.5	2.5	2.4	2.4								
Avg. Stride Length [m]	4.6	6.7	6.9	6.8	6.7	6.6								





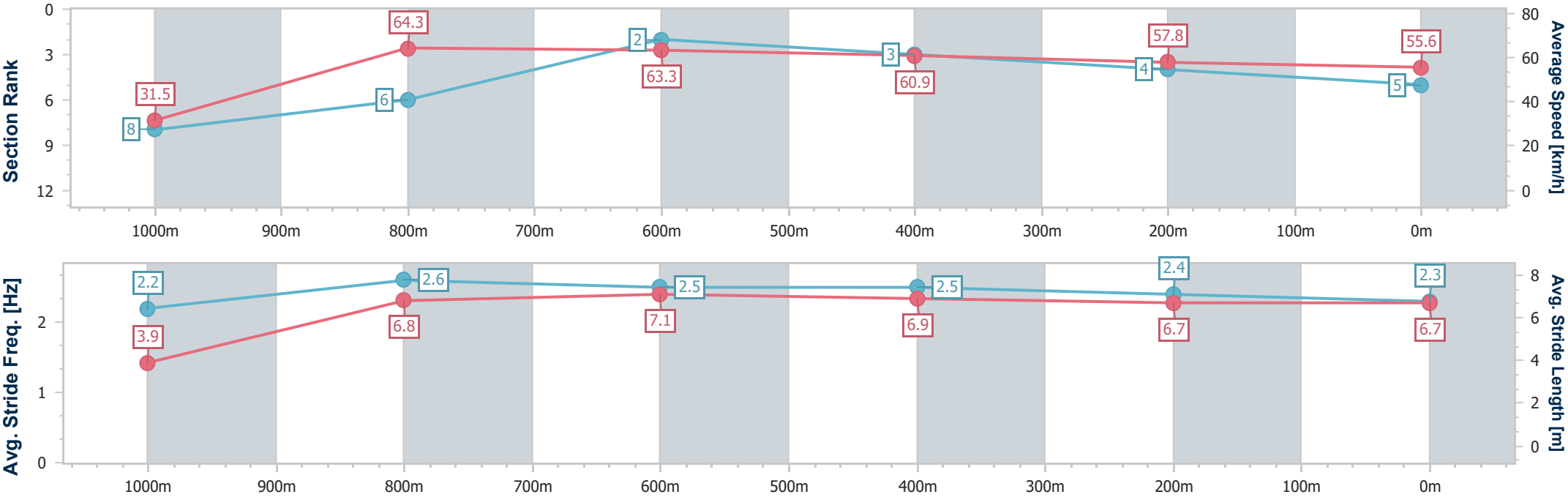
Horse/Jockey Name	Southampton Nicco
Final Rank	5
Fastest Section Time (Section)	0:05.89 (Overall)
Top Speed [km/h] (Section)	67.8 (1000m)
Race State	Finished



ToowoombaProfessional  
Race 6: CARRINGTON ROAD BAKEAWAY Maiden Plate - 1050m  
25 October 2025 - 20:17  
Track Rating: Good 4, Weather: Fine, Rail Position: True



Section	Overall	1000m	800m	600m	400m	200m								
Section Times	1:05.31 [5] (0:05.89)	0:59.42 [8] (0:11.17)	0:48.25 [6] (0:11.20)	0:37.05 [2] (0:11.70)	0:25.35 [3] (0:12.38)	0:12.97 [4] (0:12.97)								
Average Speed [km/h]	31.5	64.3	63.3	60.9	57.8	55.6								
Top Speed [km/h]	57.8	67.8	64.2	63.3	59.4	56.5								
Avg. Dist. to Rail [m]	22.9	4.8	3.7	2.0	0.9	1.7								
Avg. Stride Freq. [Hz]	2.2	2.6	2.5	2.5	2.4	2.3								
Avg. Stride Length [m]	3.9	6.8	7.1	6.9	6.7	6.7								





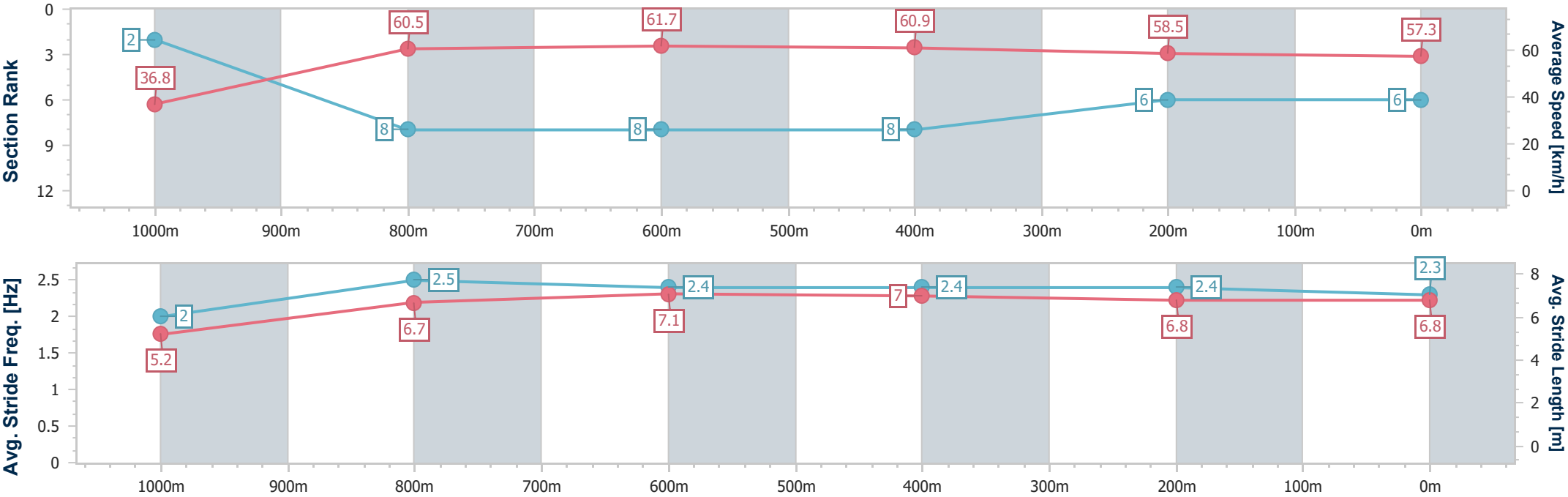
Horse/Jockey Name	Meet The Rose
Final Rank	6
Fastest Section Time (Section)	0:04.91 (Overall)
Top Speed [km/h] (Section)	63.7 (800m)
Race State	Finished



ToowoombaProfessional  
Race 6: CARRINGTON ROAD BAKEAWAY Maiden Plate - 1050m  
25 October 2025 - 20:17  
Track Rating: Good 4, Weather: Fine, Rail Position: True



Section	Overall	1000m	800m	600m	400m	200m							
Section Times	1:05.56 [6] (0:04.91)	1:00.65 [2] (0:12.34)	0:48.31 [8] (0:11.75)	0:36.56 [8] (0:11.77)	0:24.79 [8] (0:12.23)	0:12.56 [6] (0:12.56)							
Average Speed [km/h]	36.8	60.5	61.7	60.9	58.5	57.3							
Top Speed [km/h]	50.8	63.3	63.7	63.7	60.1	58.9							
Avg. Dist. to Rail [m]	32.8	11.9	1.6	0.9	1.5	2.8							
Avg. Stride Freq. [Hz]	2.0	2.5	2.4	2.4	2.4	2.3							
Avg. Stride Length [m]	5.2	6.7	7.1	7.0	6.8	6.8							





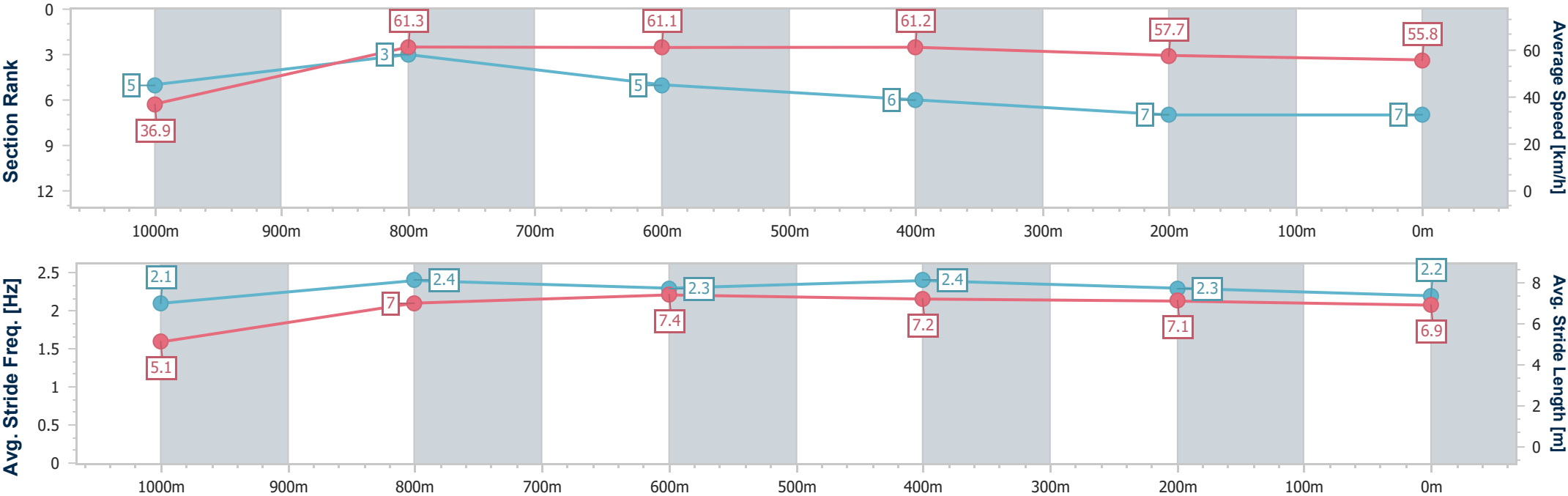
Horse/Jockey Name	Mrs Kajudo
Final Rank	7
Fastest Section Time (Section)	0:04.97 (Overall)
Top Speed [km/h] (Section)	64.2 (1000m)
Race State	Finished



ToowoombaProfessional  
Race 6: CARRINGTON ROAD BAKEAWAY Maiden Plate - 1050m  
25 October 2025 - 20:17  
Track Rating: Good 4, Weather: Fine, Rail Position: True



Section	Overall	1000m	800m	600m	400m	200m							
Section Times	1:05.91 [7] (0:04.97)	1:00.94 [5] (0:11.87)	0:49.07 [3] (0:11.87)	0:37.20 [5] (0:11.85)	0:25.35 [6] (0:12.46)	0:12.89 [7] (0:12.89)							
Average Speed [km/h]	36.9	61.3	61.1	61.2	57.7	55.8							
Top Speed [km/h]	51.1	64.2	63.7	62.7	61.1	56.8							
Avg. Dist. to Rail [m]	23.4	5.3	2.1	1.5	0.5	1.5							
Avg. Stride Freq. [Hz]	2.1	2.4	2.3	2.4	2.3	2.2							
Avg. Stride Length [m]	5.1	7.0	7.4	7.2	7.1	6.9							





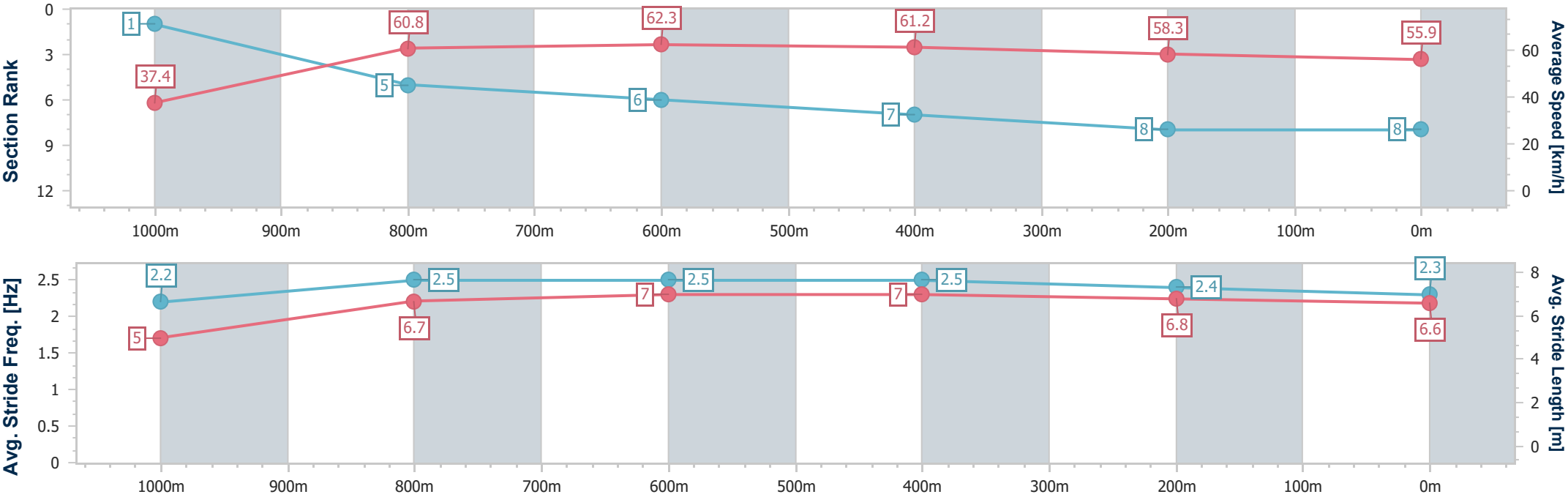
Horse/Jockey Name	Smart Mouth
Final Rank	8
Fastest Section Time (Section)	0:04.84 (Overall)
Top Speed [km/h] (Section)	63.9 (1000m)
Race State	Finished



ToowoombaProfessional  
Race 6: CARRINGTON ROAD BAKEAWAY Maiden Plate - 1050m  
25 October 2025 - 20:17  
Track Rating: Good 4, Weather: Fine, Rail Position: True



Section	Overall	1000m	800m	600m	400m	200m							
Section Times	1:05.97 [8] (0:04.84)	1:01.13 [1] (0:12.20)	0:48.93 [5] (0:11.71)	0:37.22 [6] (0:11.89)	0:25.33 [7] (0:12.44)	0:12.89 [8] (0:12.89)							
Average Speed [km/h]	37.4	60.8	62.3	61.2	58.3	55.9							
Top Speed [km/h]	52.3	63.9	63.6	63.6	59.8	56.7							
Avg. Dist. to Rail [m]	29.2	10.5	3.2	2.4	1.9	3.5							
Avg. Stride Freq. [Hz]	2.2	2.5	2.5	2.5	2.4	2.3							
Avg. Stride Length [m]	5.0	6.7	7.0	7.0	6.8	6.6							







Toowoomba Professional  
Race 7: SHERRIN RENTALS Maiden Handicap - 1890m  
25 October 2025 - 20:50



Track Rating: Good 4, Weather: Fine, Rail Position: True

Section						Overall	1600m	1400m	1200m	1000m	800m	600m	Last 600m		
Field Times						2:03.19 (0:21.61)	1:41.58 (0:12.42)	1:29.16 (0:12.72)	1:16.44 (0:13.21)	1:03.23 (0:12.70)	0:50.53 (0:12.50)	0:38.03 (0:12.45)	0:38.03		
Rank	TAB	Horse/Jockey	Barrier	Top Speed [km/h]	Fastest Section										Distance Travelled [m]
1	7	VISCOUNT SYDNEY	3	63.7	0:11.81	2:03.19 [1]	1:40.90 [4]	1:29.09 [2]	1:16.07 [4]	1:03.12 [2]	0:50.37 [2]	0:37.91 [2]	0:37.91		
		Olivia Webb		1600m	1600m	(0:22.29)	(0:11.81)	(0:13.02)	(0:12.95)	(0:12.75)	(0:12.46)	(0:12.33)			
2	6	RED VEGAS	4	65.4	0:11.81	2:03.51 [2]	1:40.90 [5]	1:29.09 [5]	1:16.36 [5]	1:03.15 [5]	0:50.54 [3]	0:38.14 [3]	0:38.14 +6		
		Chelsea Baker		1600m	1600m	(0:22.61)	(0:11.81)	(0:12.73)	(0:13.21)	(0:12.61)	(0:12.40)	(0:12.48)			
3	3	FUTURE HERO	2	64.4	0:12.42	2:04.12 [3]	1:42.51 [1]	1:30.09 [1]	1:17.37 [1]	1:04.16 [1]	0:51.46 [1]	0:38.96 [1]	0:38.96 -3		
		Les Tilley		Overall	1600m	(0:21.61)	(0:12.42)	(0:12.72)	(0:13.21)	(0:12.70)	(0:12.50)	(0:12.50)			
4	5	JADATAN	1	62.7	0:12.45	2:04.58 [4]	1:42.73 [3]	1:30.28 [4]	1:17.57 [3]	1:04.37 [3]	0:51.61 [4]	0:39.13 [4]	0:39.13 -5		
		Kenji Yoshida		Overall	1600m	(0:21.85)	(0:12.45)	(0:12.71)	(0:13.20)	(0:12.76)	(0:12.48)	(0:12.65)			
5	1	WAYBILL	5	63.4	0:12.35	2:05.08 [5]	1:43.30 [2]	1:30.95 [3]	1:18.19 [2]	1:04.86 [4]	0:52.08 [5]	0:39.54 [5]	0:39.54 +0		
		Colleen Krahnen		Overall	1600m	(0:21.78)	(0:12.35)	(0:12.76)	(0:13.33)	(0:12.78)	(0:12.54)	(0:12.86)			

Scratched: Miss Ellyse (#4), Risky Mission (#2)



# Toowoomba Professional

## Race 7: SHERRIN RENTALS Maiden Handicap - 1890m

25 October 2025 - 20:50



Track Rating: Good 4, Weather: Fine, Rail Position: True

Section		400m		200m		Last 600m				
Field Times		0:25.58 (0:12.60)		0:12.98 (0:12.98)		0:38.03				
Rank	TAB	Horse/Jockey	Barrier	Top Speed [km/h]	Fastest Section	Margin		Distance Travelled [m]		
1	7	VISCOUNT SYDNEY	3	63.7	0:11.81	0:25.58 [1]	0:12.98 [1]	2:03.19	0:37.91	
		Olivia Webb		1600m	1600m	(0:12.60)	(0:12.98)			
2	6	RED VEGAS	4	65.4	0:11.81	0:25.66 [3]	0:12.91 [2]	1.86L	0:38.14	+6
		Chelsea Baker		1600m	1600m	(0:12.75)	(0:12.91)			
3	3	FUTURE HERO	2	64.4	0:12.42	0:26.46 [2]	0:13.50 [3]	5.47L	0:38.96	-3
		Les Tilley		Overall	1600m	(0:12.96)	(0:13.50)			
4	5	JADATAN	1	62.7	0:12.45	0:26.48 [4]	0:13.41 [4]	8.14L	0:39.13	-5
		Kenji Yoshida		Overall	1600m	(0:13.07)	(0:13.41)			
5	1	WAYBILL	5	63.4	0:12.35	0:26.68 [5]	0:13.49 [5]	11.08L	0:39.54	+0
		Colleen Krahnen		Overall	1600m	(0:13.19)	(0:13.49)			

Scratched: Miss Ellyse (#4), Risky Mission (#2)



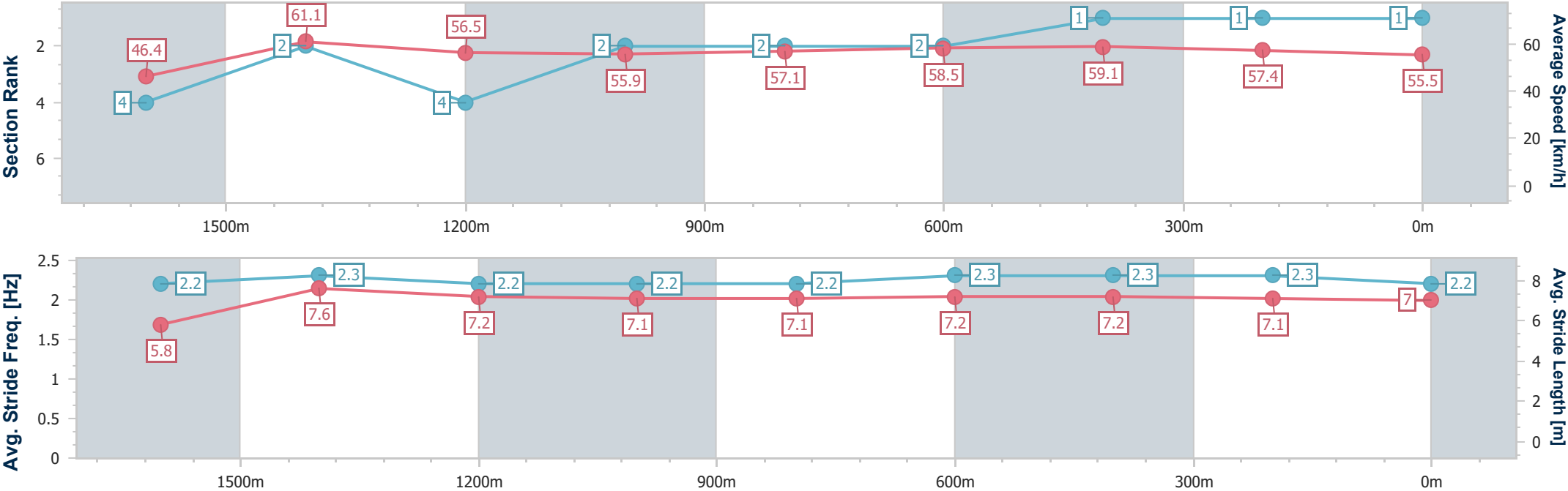
Horse/Jockey Name	Viscount Sydney
Final Rank	1
Fastest Section Time (Section)	0:11.81 (1600m)
Top Speed [km/h] (Section)	63.7 (1600m)
Race State	Finished



ToowoombaProfessional  
Race 7: SHERRIN RENTALS Maiden Handicap - 1890m  
25 October 2025 - 20:50  
Track Rating: Good 4, Weather: Fine, Rail Position: True



Section	Overall	1600m	1400m	1200m	1000m	800m	600m	400m	200m				
Section Times	2:03.19 [1] (0:22.29)	1:40.90 [4] (0:11.81)	1:29.09 [2] (0:13.02)	1:16.07 [4] (0:12.95)	1:03.12 [2] (0:12.75)	0:50.37 [2] (0:12.46)	0:37.91 [2] (0:12.33)	0:25.58 [1] (0:12.60)	0:12.98 [1] (0:12.98)				
Average Speed [km/h]	46.4	61.1	56.5	55.9	57.1	58.5	59.1	57.4	55.5				
Top Speed [km/h]	63.5	63.7	60.7	57.8	58.2	59.6	60.5	58.3	56.7				
Avg. Dist. to Rail [m]	6.5	1.6	3.9	4.2	3.4	3.4	2.0	1.7	0.8				
Avg. Stride Freq. [Hz]	2.2	2.3	2.2	2.2	2.2	2.3	2.3	2.3	2.2				
Avg. Stride Length [m]	5.8	7.6	7.2	7.1	7.1	7.2	7.2	7.1	7.0				





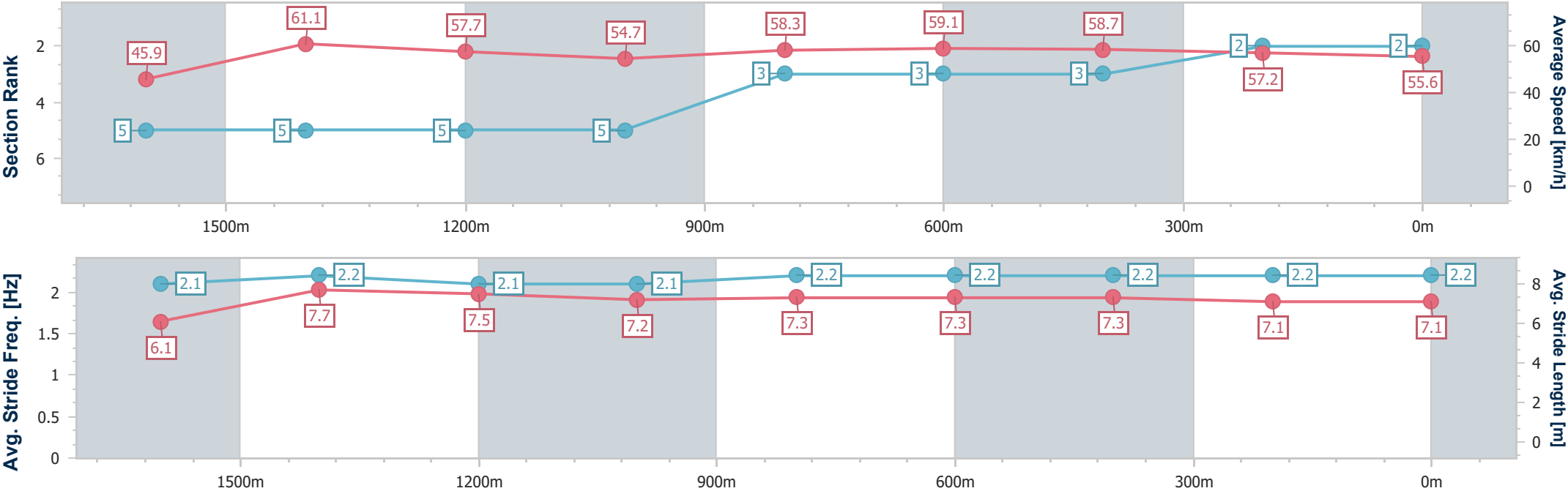
Horse/Jockey Name	Red Vegas
Final Rank	2
Fastest Section Time (Section)	0:11.81 (1600m)
Top Speed [km/h] (Section)	65.4 (1600m)
Race State	Finished



ToowoombaProfessional  
Race 7: SHERRIN RENTALS Maiden Handicap - 1890m  
25 October 2025 - 20:50  
Track Rating: Good 4, Weather: Fine, Rail Position: True



Section	Overall	1600m	1400m	1200m	1000m	800m	600m	400m	200m				
Section Times	2:03.51 [2] (0:22.61)	1:40.90 [5] (0:11.81)	1:29.09 [5] (0:12.73)	1:16.36 [5] (0:13.21)	1:03.15 [5] (0:12.61)	0:50.54 [3] (0:12.40)	0:38.14 [3] (0:12.48)	0:25.66 [3] (0:12.75)	0:12.91 [2] (0:12.91)				
Average Speed [km/h]	45.9	61.1	57.7	54.7	58.3	59.1	58.7	57.2	55.6				
Top Speed [km/h]	65.3	65.4	61.1	57.4	59.1	60.4	60.8	58.0	57.0				
Avg. Dist. to Rail [m]	5.9	2.1	3.6	3.9	4.8	5.0	3.4	3.2	2.0				
Avg. Stride Freq. [Hz]	2.1	2.2	2.1	2.1	2.2	2.2	2.2	2.2	2.2				
Avg. Stride Length [m]	6.1	7.7	7.5	7.2	7.3	7.3	7.3	7.1	7.1				





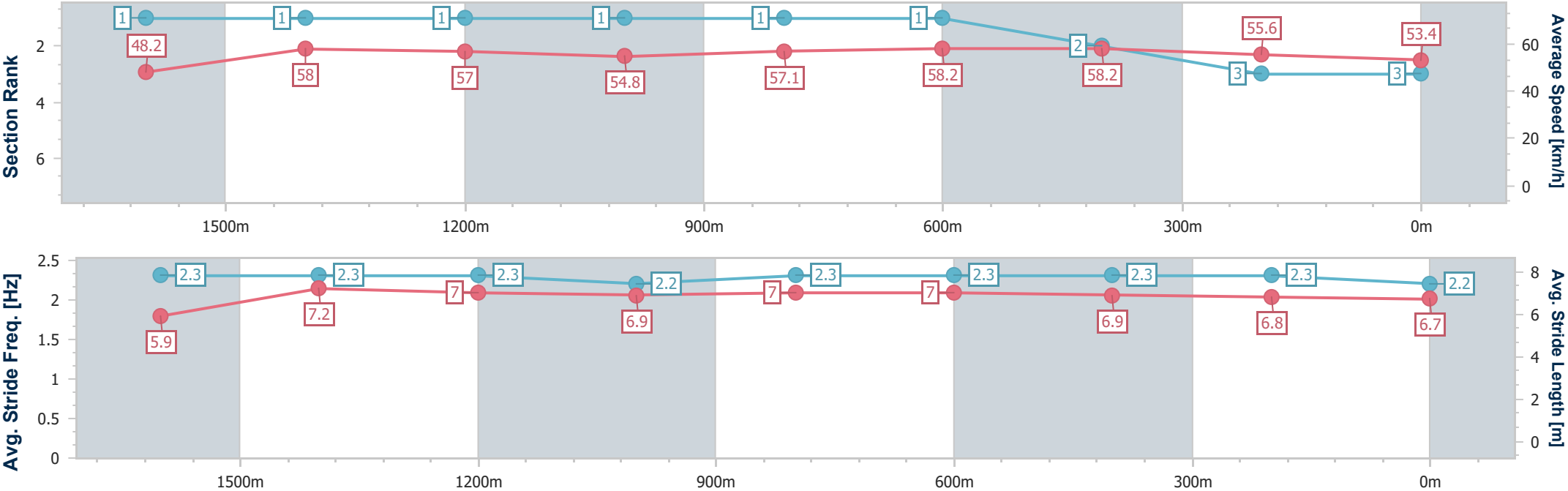
Horse/Jockey Name	Future Hero
Final Rank	3
Fastest Section Time (Section)	0:12.42 (1600m)
Top Speed [km/h] (Section)	64.4 (Overall)
Race State	Finished



ToowoombaProfessional  
Race 7: SHERRIN RENTALS Maiden Handicap - 1890m  
25 October 2025 - 20:50  
Track Rating: Good 4, Weather: Fine, Rail Position: True



Section	Overall	1600m	1400m	1200m	1000m	800m	600m	400m	200m				
Section Times	2:04.12 [3] (0:21.61)	1:42.51 [1] (0:12.42)	1:30.09 [1] (0:12.72)	1:17.37 [1] (0:13.21)	1:04.16 [1] (0:12.70)	0:51.46 [1] (0:12.50)	0:38.96 [1] (0:12.50)	0:26.46 [2] (0:12.96)	0:13.50 [3] (0:13.50)				
Average Speed [km/h]	48.2	58.0	57.0	54.8	57.1	58.2	58.2	55.6	53.4				
Top Speed [km/h]	64.4	60.7	59.5	56.7	57.5	59.1	60.2	56.9	55.2				
Avg. Dist. to Rail [m]	4.7	0.3	1.7	2.3	1.8	2.8	2.1	0.9	1.5				
Avg. Stride Freq. [Hz]	2.3	2.3	2.3	2.2	2.3	2.3	2.3	2.3	2.2				
Avg. Stride Length [m]	5.9	7.2	7.0	6.9	7.0	7.0	6.9	6.8	6.7				





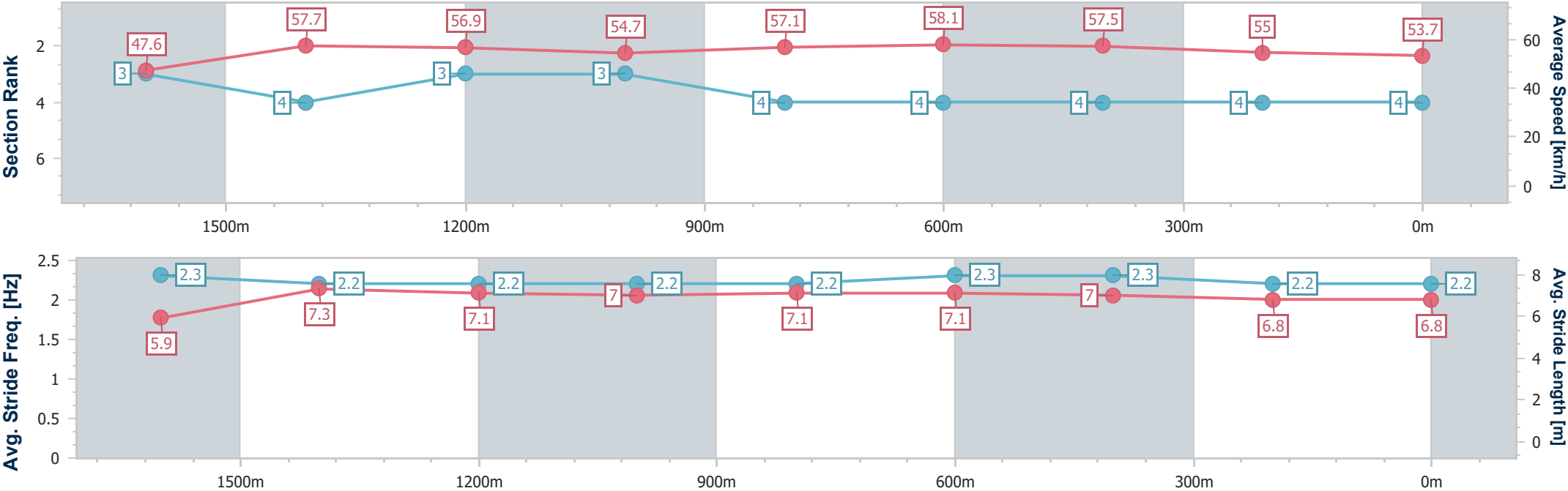
Horse/Jockey Name	Jadatan
Final Rank	4
Fastest Section Time (Section)	0:12.45 (1600m)
Top Speed [km/h] (Section)	62.7 (Overall)
Race State	Finished



ToowoombaProfessional  
Race 7: SHERRIN RENTALS Maiden Handicap - 1890m  
25 October 2025 - 20:50  
Track Rating: Good 4, Weather: Fine, Rail Position: True



Section	Overall	1600m	1400m	1200m	1000m	800m	600m	400m	200m				
Section Times	2:04.58 [4] (0:21.85)	1:42.73 [3] (0:12.45)	1:30.28 [4] (0:12.71)	1:17.57 [3] (0:13.20)	1:04.37 [3] (0:12.76)	0:51.61 [4] (0:12.48)	0:39.13 [4] (0:12.65)	0:26.48 [4] (0:13.07)	0:13.41 [4] (0:13.41)				
Average Speed [km/h]	47.6	57.7	56.9	54.7	57.1	58.1	57.5	55.0	53.7				
Top Speed [km/h]	62.7	61.2	60.6	57.0	58.2	58.9	59.1	55.8	54.4				
Avg. Dist. to Rail [m]	5.0	0.4	1.4	2.6	2.8	2.6	1.6	0.5	1.9				
Avg. Stride Freq. [Hz]	2.3	2.2	2.2	2.2	2.2	2.3	2.3	2.2	2.2				
Avg. Stride Length [m]	5.9	7.3	7.1	7.0	7.1	7.1	7.0	6.8	6.8				





Horse/Jockey Name	Waybill
Final Rank	5
Fastest Section Time (Section)	0:12.35 (1600m)
Top Speed [km/h] (Section)	63.4 (Overall)
Race State	Finished



ToowoombaProfessional  
Race 7: SHERRIN RENTALS Maiden Handicap - 1890m  
25 October 2025 - 20:50  
Track Rating: Good 4, Weather: Fine, Rail Position: True



Section	Overall	1600m	1400m	1200m	1000m	800m	600m	400m	200m				
Section Times	2:05.08 [5] (0:21.78)	1:43.30 [2] (0:12.35)	1:30.95 [3] (0:12.76)	1:18.19 [2] (0:13.33)	1:04.86 [4] (0:12.78)	0:52.08 [5] (0:12.54)	0:39.54 [5] (0:12.86)	0:26.68 [5] (0:13.19)	0:13.49 [5] (0:13.49)				
Average Speed [km/h]	47.8	58.3	56.7	54.3	56.7	58.2	56.8	55.1	53.4				
Top Speed [km/h]	63.4	61.7	60.5	54.9	58.4	58.9	59.2	55.8	55.9				
Avg. Dist. to Rail [m]	5.9	0.3	1.3	2.4	2.8	3.3	3.0	2.3	0.5				
Avg. Stride Freq. [Hz]	2.4	2.3	2.3	2.3	2.4	2.4	2.4	2.4	2.3				
Avg. Stride Length [m]	5.6	6.9	6.8	6.7	6.7	6.8	6.6	6.5	6.4				

