



Townsville Professional

Race 2: AUSNORTH BUILDING AND CONSTRUCTION OPEN Handicap - 1000m

25 October 2025 - 13:48



Track Rating: Soft 5, Weather: Fine, Rail Position: True

Section						Overall	800m	600m	400m	200m	Last 600m		
Field Times						0:56.01 (0:12.91)	0:43.10 (0:09.99)	0:33.11 (0:10.41)	0:22.70 (0:10.84)	0:11.86 (0:11.86)	0:33.11		
Rank	TAB	Horse/Jockey	Barrier	Top Speed [km/h]	Fastest Section							Margin	Distance Travelled [m]
1	3	MOLONGLE SURPRISE	5	69.8	0:09.88	0:56.01 [1]	0:42.78 [3]	0:32.90 [3]	0:22.51 [3]	0:11.69 [3]	0:56.01	0:32.90	
		Lacey Morrison		Overall	800m	(0:13.23)	(0:09.88)	(0:10.39)	(0:10.82)	(0:11.69)			
2	1	MISSILE THUNDER	3	71.3	0:09.99	0:56.11 [2]	0:43.20 [1]	0:33.21 [1]	0:22.75 [2]	0:11.91 [2]	0.56L	0:33.21 +2	
		Lauren Guernier		800m	800m	(0:12.91)	(0:09.99)	(0:10.46)	(0:10.84)	(0:11.91)			
3	6	MIDAS STAR	6	69.8	0:09.91	0:56.13 [3]	0:43.14 [2]	0:33.23 [2]	0:22.82 [1]	0:11.98 [1]	0.68L	0:33.23 -1	
		Isabella Teh		800m	800m	(0:12.99)	(0:09.91)	(0:10.41)	(0:10.84)	(0:11.98)			
4	5	TYCOON BEAU	2	70.2	0:09.95	0:56.23 [4]	0:42.78 [5]	0:32.83 [5]	0:22.62 [5]	0:11.77 [4]	1.29L	0:32.83 +0	
		Sean Cormack		800m	800m	(0:13.45)	(0:09.95)	(0:10.21)	(0:10.85)	(0:11.77)			
5	4	FAMILY STAR	4	71.6	0:09.81	0:56.29 [5]	0:42.57 [6]	0:32.76 [6]	0:22.43 [6]	0:11.72 [5]	1.61L	0:32.76 +4	
		Jason Taylor		800m	800m	(0:13.72)	(0:09.81)	(0:10.33)	(0:10.71)	(0:11.72)			
6	2	LIDDER VALLEY	1	71.3	0:09.88	0:56.72 [6]	0:43.34 [4]	0:33.46 [4]	0:23.12 [4]	0:12.04 [6]	4.18L	0:33.46 +0	
		Chris Meehan		800m	800m	(0:13.38)	(0:09.88)	(0:10.34)	(0:11.08)	(0:12.04)			



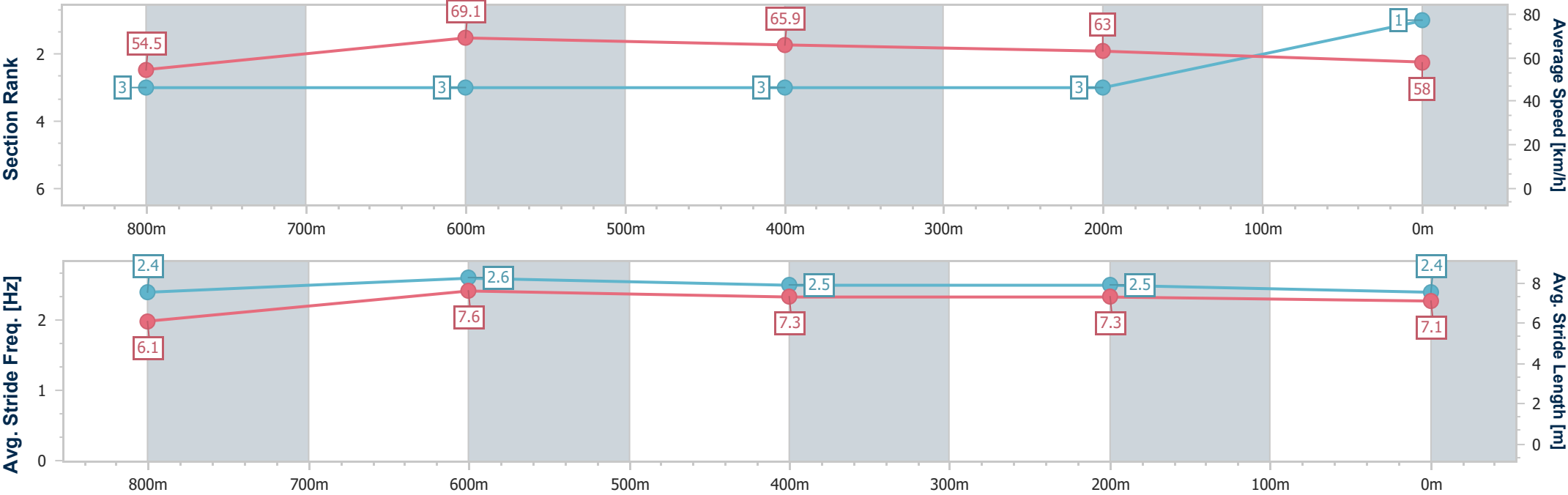
Horse/Jockey Name	Molongle Surprise
Final Rank	1
Fastest Section Time (Section)	0:09.88 (800m)
Top Speed [km/h] (Section)	69.8 (Overall)
Race State	Finished



TownsvilleProfessional
Race 2: AUSNORTH BUILDING AND CONSTRUCTION OPEN
Handicap - 1000m
25 October 2025 - 13:48
Track Rating: Soft 5, Weather: Fine, Rail Position: True



Section	Overall	800m	600m	400m	200m									
Section Times	0:56.01 [1] (0:13.23)	0:42.78 [3] (0:09.88)	0:32.90 [3] (0:10.39)	0:22.51 [3] (0:10.82)	0:11.69 [3] (0:11.69)									
Average Speed [km/h]	54.5	69.1	65.9	63.0	58.0									
Top Speed [km/h]	69.8	69.5	66.6	64.4	60.8									
Avg. Dist. to Rail [m]	6.0	1.3	0.5	1.4	1.1									
Avg. Stride Freq. [Hz]	2.4	2.6	2.5	2.5	2.4									
Avg. Stride Length [m]	6.1	7.6	7.3	7.3	7.1									





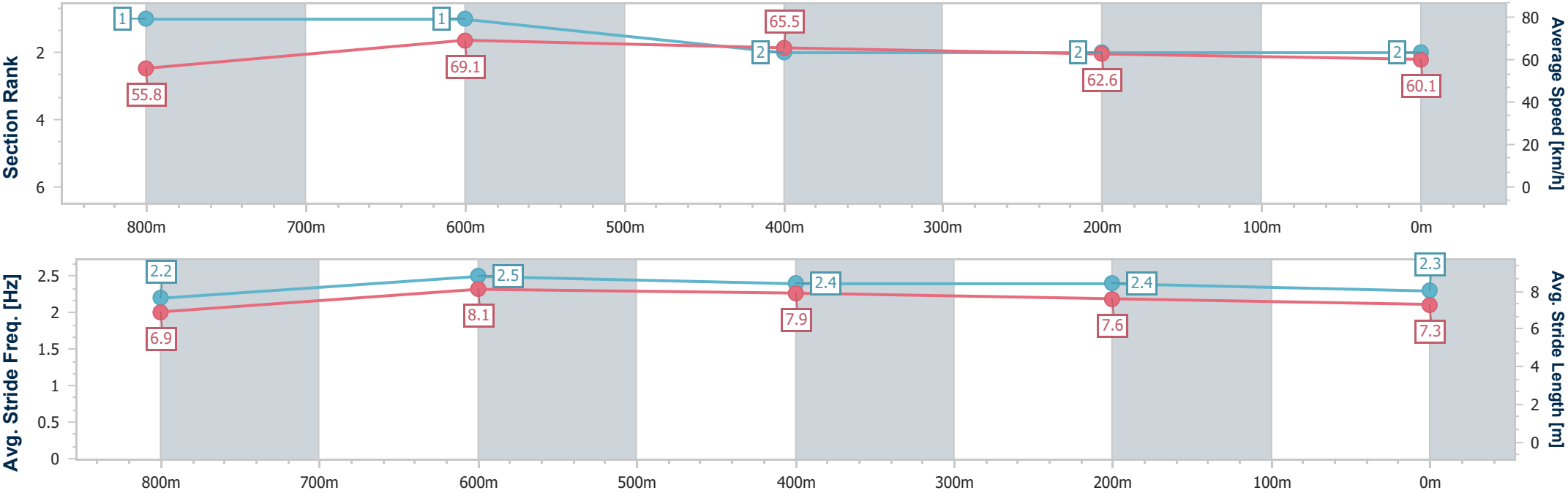
Horse/Jockey Name	Missile Thunder
Final Rank	2
Fastest Section Time (Section)	0:09.99 (800m)
Top Speed [km/h] (Section)	71.3 (800m)
Race State	Finished



TownsvilleProfessional
Race 2: AUSNORTH BUILDING AND CONSTRUCTION OPEN
Handicap - 1000m
25 October 2025 - 13:48
Track Rating: Soft 5, Weather: Fine, Rail Position: True



Section	Overall	800m	600m	400m	200m										
Section Times	0:56.11 [2] (0:12.91)	0:43.20 [1] (0:09.99)	0:33.21 [1] (0:10.46)	0:22.75 [2] (0:10.84)	0:11.91 [2] (0:11.91)										
Average Speed [km/h]	55.8	69.1	65.5	62.6	60.1										
Top Speed [km/h]	69.1	71.3	68.0	64.8	60.5										
Avg. Dist. to Rail [m]	3.9	2.2	1.1	0.8	0.4										
Avg. Stride Freq. [Hz]	2.2	2.5	2.4	2.4	2.3										
Avg. Stride Length [m]	6.9	8.1	7.9	7.6	7.3										





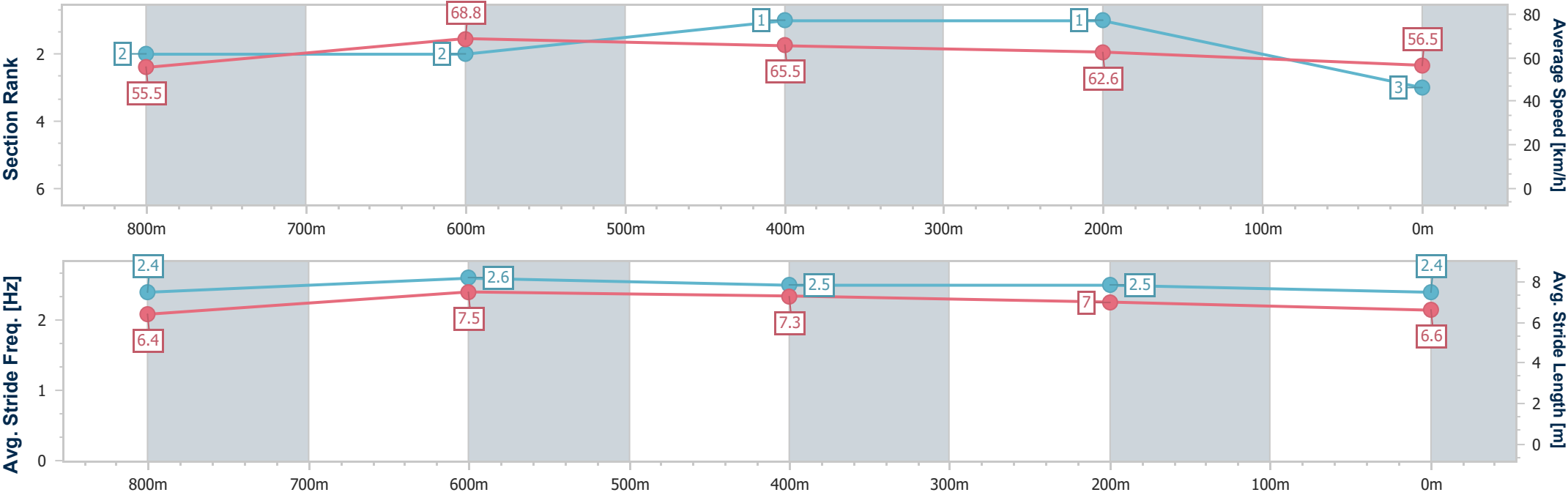
Horse/Jockey Name	Midas Star
Final Rank	3
Fastest Section Time (Section)	0:09.91 (800m)
Top Speed [km/h] (Section)	69.8 (800m)
Race State	Finished



TownsvilleProfessional
Race 2: AUSNORTH BUILDING AND CONSTRUCTION OPEN
Handicap - 1000m
25 October 2025 - 13:48
Track Rating: Soft 5, Weather: Fine, Rail Position: True



Section	Overall	800m	600m	400m	200m										
Section Times	0:56.13 [3] (0:12.99)	0:43.14 [2] (0:09.91)	0:33.23 [2] (0:10.41)	0:22.82 [1] (0:10.84)	0:11.98 [1] (0:11.98)										
Average Speed [km/h]	55.5	68.8	65.5	62.6	56.5										
Top Speed [km/h]	67.7	69.8	68.8	65.2	59.8										
Avg. Dist. to Rail [m]	6.6	1.0	0.2	1.2	0.8										
Avg. Stride Freq. [Hz]	2.4	2.6	2.5	2.5	2.4										
Avg. Stride Length [m]	6.4	7.5	7.3	7.0	6.6										





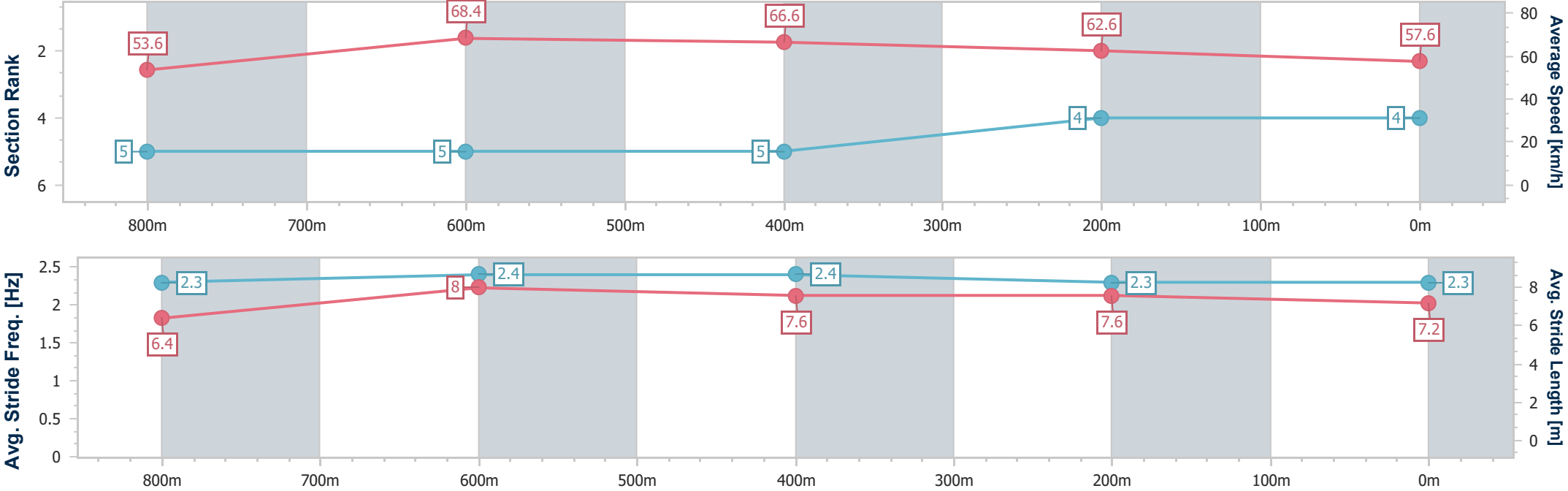
Horse/Jockey Name	Tycoon Beau
Final Rank	4
Fastest Section Time (Section)	0:09.95 (800m)
Top Speed [km/h] (Section)	70.2 (800m)
Race State	Finished



TownsvilleProfessional
Race 2: AUSNORTH BUILDING AND CONSTRUCTION OPEN
Handicap - 1000m
25 October 2025 - 13:48
Track Rating: Soft 5, Weather: Fine, Rail Position: True



Section	Overall	800m	600m	400m	200m										
Section Times	0:56.23 [4] (0:13.45)	0:42.78 [5] (0:09.95)	0:32.83 [5] (0:10.21)	0:22.62 [5] (0:10.85)	0:11.77 [4] (0:11.77)										
Average Speed [km/h]	53.6	68.4	66.6	62.6	57.6										
Top Speed [km/h]	69.5	70.2	68.8	65.2	60.5										
Avg. Dist. to Rail [m]	6.7	2.6	0.7	0.8	2.3										
Avg. Stride Freq. [Hz]	2.3	2.4	2.4	2.3	2.3										
Avg. Stride Length [m]	6.4	8.0	7.6	7.6	7.2										





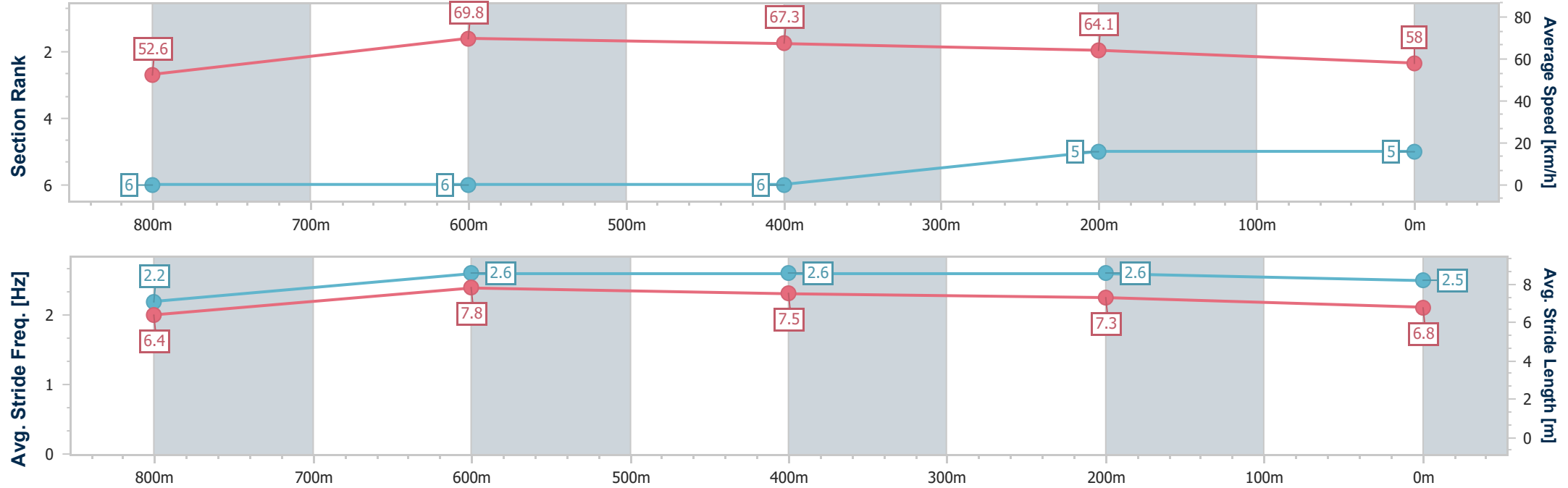
Horse/Jockey Name	Family Star
Final Rank	5
Fastest Section Time (Section)	0:09.81 (800m)
Top Speed [km/h] (Section)	71.6 (800m)
Race State	Finished



TownsvilleProfessional
Race 2: AUSNORTH BUILDING AND CONSTRUCTION OPEN
Handicap - 1000m
25 October 2025 - 13:48
Track Rating: Soft 5, Weather: Fine, Rail Position: True



Section	Overall	800m	600m	400m	200m										
Section Times	0:56.29 [5] (0:13.72)	0:42.57 [6] (0:09.81)	0:32.76 [6] (0:10.33)	0:22.43 [6] (0:10.71)	0:11.72 [5] (0:11.72)										
Average Speed [km/h]	52.6	69.8	67.3	64.1	58.0										
Top Speed [km/h]	69.5	71.6	71.6	68.0	62.3										
Avg. Dist. to Rail [m]	6.4	0.8	3.3	3.3	3.6										
Avg. Stride Freq. [Hz]	2.2	2.6	2.6	2.6	2.5										
Avg. Stride Length [m]	6.4	7.8	7.5	7.3	6.8										



- [] Ranking at each section and finish
- .-.- No data available at this section
- NA No data available



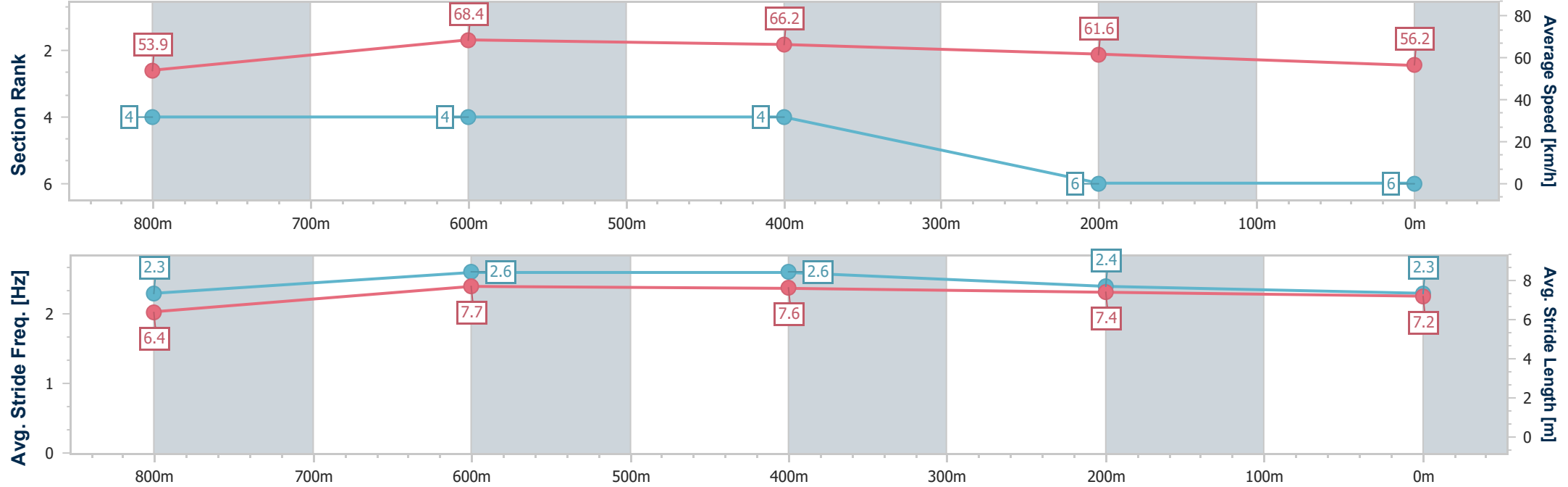
Horse/Jockey Name	Lidder Valley
Final Rank	6
Fastest Section Time (Section)	0:09.88 (800m)
Top Speed [km/h] (Section)	71.3 (800m)
Race State	Finished



TownsvilleProfessional
Race 2: AUSNORTH BUILDING AND CONSTRUCTION OPEN
Handicap - 1000m
25 October 2025 - 13:48
Track Rating: Soft 5, Weather: Fine, Rail Position: True



Section	Overall	800m	600m	400m	200m									
Section Times	0:56.72 [6] (0:13.38)	0:43.34 [4] (0:09.88)	0:33.46 [4] (0:10.34)	0:23.12 [4] (0:11.08)	0:12.04 [6] (0:12.04)									
Average Speed [km/h]	53.9	68.4	66.2	61.6	56.2									
Top Speed [km/h]	68.4	71.3	68.4	63.0	59.4									
Avg. Dist. to Rail [m]	1.9	0.3	0.7	2.3	2.3									
Avg. Stride Freq. [Hz]	2.3	2.6	2.6	2.4	2.3									
Avg. Stride Length [m]	6.4	7.7	7.6	7.4	7.2									





TownsvilleProfessional
Race 3: CRANBROOK MEDICAL BENCHMARK 58 Handicap (QTIS
bonuses applicable for 3,4&5YO's) - 1609m
25 October 2025 - 14:22



Track Rating: Soft 5, Weather: Fine, Rail Position: True

Section						Overall	1400m	1200m	1000m	800m	600m	400m	Last 600m		
Field Times						1:36.42 (0:14.47)	1:21.95 (0:11.59)	1:10.36 (0:11.77)	0:58.59 (0:11.68)	0:46.91 (0:11.61)	0:35.30 (0:11.41)	0:23.89 (0:11.87)	0:35.30		
Rank	TAB	Horse/Jockey	Barrier	Top Speed [km/h]	Fastest Section									Distance Travelled [m]	
1	4	AL RAS BLUES	6	64.7	0:11.29	1:36.42 [1]	1:21.13 [8]	1:09.33 [8]	0:57.32 [8]	0:45.81 [7]	0:34.48 [7]	0:23.17 [6]	0:34.48		
		Aidan Holt		1000m	400m	(0:15.29)	(0:11.80)	(0:12.01)	(0:11.51)	(0:11.33)	(0:11.31)	(0:11.29)			
2	2	CONVERTOR	4	65.0	0:11.34	1:36.49 [2]	1:21.78 [3]	1:10.06 [3]	0:58.09 [3]	0:46.42 [3]	0:35.08 [3]	0:23.65 [4]	0:35.08	-4	
		Ashley Butler		600m	800m	(0:14.71)	(0:11.72)	(0:11.97)	(0:11.67)	(0:11.34)	(0:11.43)	(0:11.56)			
3	5	INNOVATES	2	65.5	0:11.31	1:36.76 [3]	1:21.78 [5]	1:09.97 [5]	0:57.95 [5]	0:46.41 [5]	0:35.10 [5]	0:23.76 [5]	0:35.10	-7	
		Ryan Wiggins		400m	800m	(0:14.98)	(0:11.81)	(0:12.02)	(0:11.54)	(0:11.31)	(0:11.34)	(0:11.42)			
4	1	BETTER BE READY	1	66.2	0:11.30	1:36.95 [4]	1:22.07 [4]	1:10.37 [4]	0:58.52 [4]	0:46.87 [4]	0:35.43 [4]	0:24.13 [3]	0:35.43	-5	
		Sean Cormack		600m	600m	(0:14.88)	(0:11.70)	(0:11.85)	(0:11.65)	(0:11.44)	(0:11.30)	(0:11.70)			
5	10	GRUMPYWANTSATISSUE	3	64.6	0:11.41	1:37.18 [5]	1:21.96 [7]	1:10.15 [7]	0:58.12 [7]	0:46.45 [8]	0:35.04 [8]	0:23.60 [8]	0:35.04	+0	
		Raul Silvera Olivera		600m	800m	(0:15.22)	(0:11.81)	(0:12.03)	(0:11.67)	(0:11.41)	(0:11.44)	(0:11.66)			
6	9	LEGAL CHALLENGE	5	65.6	0:11.42	1:37.21 [6]	1:22.06 [6]	1:10.35 [6]	0:58.38 [6]	0:46.79 [6]	0:35.37 [6]	0:23.68 [7]	0:35.37	+1	
		Tyler Leslight		600m	800m	(0:15.15)	(0:11.71)	(0:11.97)	(0:11.59)	(0:11.42)	(0:11.69)	(0:11.75)			
7	7	MISHANI PERFECTION	10	64.4	0:11.44	1:37.24 [7]	1:22.77 [1]	1:10.95 [2]	0:59.10 [2]	0:47.49 [2]	0:36.05 [2]	0:24.51 [2]	0:36.05	-4	
		Chris Meehan		600m	800m	(0:14.47)	(0:11.82)	(0:11.85)	(0:11.61)	(0:11.44)	(0:11.54)	(0:11.68)			
8	8	FANG IT	8	64.5	0:11.37	1:37.27 [8]	1:21.77 [9]	1:09.93 [9]	0:57.88 [9]	0:46.33 [9]	0:34.95 [9]	0:23.42 [9]	0:34.95	-4	
		Chris Whiteley		400m	400m	(0:15.50)	(0:11.84)	(0:12.05)	(0:11.55)	(0:11.38)	(0:11.53)	(0:11.37)			
9	3	FALLGUY	7	65.2	0:11.41	1:37.39 [9]	1:22.74 [2]	1:11.33 [1]	0:59.56 [1]	0:47.88 [1]	0:36.27 [1]	0:24.86 [1]	0:36.27	+3	
		Ivo Fry		600m	1400m	(0:14.65)	(0:11.41)	(0:11.77)	(0:11.68)	(0:11.61)	(0:11.41)	(0:11.94)			

Scratched: Zouhope (#6)



TownsvilleProfessional
Race 3: CRANBROOK MEDICAL BENCHMARK 58 Handicap (QTIS
bonuses applicable for 3,4&5YO's) - 1609m
25 October 2025 - 14:22



Track Rating: Soft 5, Weather: Fine, Rail Position: True

Section		200m					Last 600m		
Field Times		0:12.02 (0:12.02)					0:35.30		
Rank	TAB	Horse/Jockey	Barrier	Top Speed [km/h]	Fastest Section	Margin		Distance Travelled [m]	
1	4	AL RAS BLUES	6	64.7	0:11.29	0:11.88 [6]	1:36.42	0:34.48	
		Aidan Holt		1000m	400m	(0:11.88)			
2	2	CONVERTOR	4	65.0	0:11.34	0:12.09 [1]	0.39L	0:35.08	
		Ashley Butler		600m	800m	(0:12.09)		-4	
3	5	INNOVATES	2	65.5	0:11.31	0:12.34 [3]	1.99L	0:35.10	
		Ryan Wiggins		400m	800m	(0:12.34)		-7	
4	1	BETTER BE READY	1	66.2	0:11.30	0:12.43 [5]	3.12L	0:35.43	
		Sean Cormack		600m	600m	(0:12.43)		-5	
5	10	GRUMPYWANTSATISSUE	3	64.6	0:11.41	0:11.94 [8]	4.44L	0:35.04	
		Raul Silvera Olivera		600m	800m	(0:11.94)		+0	
6	9	LEGAL CHALLENGE	5	65.6	0:11.42	0:11.93 [9]	4.65L	0:35.37	
		Tyler Leslight		600m	800m	(0:11.93)		+1	
7	7	MISHANI PERFECTION	10	64.4	0:11.44	0:12.83 [2]	4.81L	0:36.05	
		Chris Meehan		600m	800m	(0:12.83)		-4	
8	8	FANG IT	8	64.5	0:11.37	0:12.05 [7]	4.99L	0:34.95	
		Chris Whiteley		400m	400m	(0:12.05)		-4	
9	3	FALLGUY	7	65.2	0:11.41	0:12.92 [4]	5.67L	0:36.27	
		Ivo Fry		600m	1400m	(0:12.92)		+3	

Scratched: Zouhope (#6)



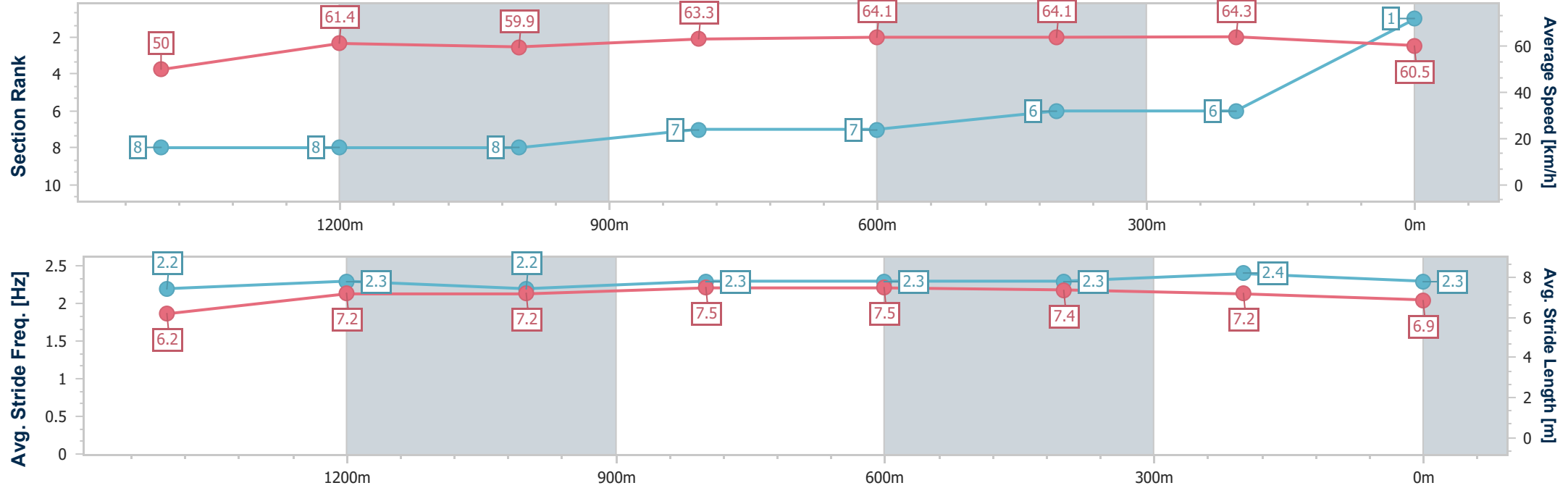
Horse/Jockey Name	Al Ras Blues
Final Rank	1
Fastest Section Time (Section)	0:11.29 (400m)
Top Speed [km/h] (Section)	64.7 (1000m)
Race State	Finished



TownsvilleProfessional
Race 3: CRANBROOK MEDICAL BENCHMARK 58 Handicap
(QTIS bonuses applicable for 3,4&5YO's) - 1609m
25 October 2025 - 14:22
Track Rating: Soft 5, Weather: Fine, Rail Position: True



Section	Overall	1400m	1200m	1000m	800m	600m	400m	200m					
Section Times	1:36.42 [1] (0:15.29)	1:21.13 [8] (0:11.80)	1:09.33 [8] (0:12.01)	0:57.32 [8] (0:11.51)	0:45.81 [7] (0:11.33)	0:34.48 [7] (0:11.31)	0:23.17 [6] (0:11.29)	0:11.88 [6] (0:11.88)					
Average Speed [km/h]	50.0	61.4	59.9	63.3	64.1	64.1	64.3	60.5					
Top Speed [km/h]	61.5	62.0	61.1	64.7	64.5	64.6	64.7	63.2					
Avg. Dist. to Rail [m]	6.9	1.7	1.7	2.1	1.6	1.6	5.9	6.9					
Avg. Stride Freq. [Hz]	2.2	2.3	2.2	2.3	2.3	2.3	2.4	2.3					
Avg. Stride Length [m]	6.2	7.2	7.2	7.5	7.5	7.4	7.2	6.9					





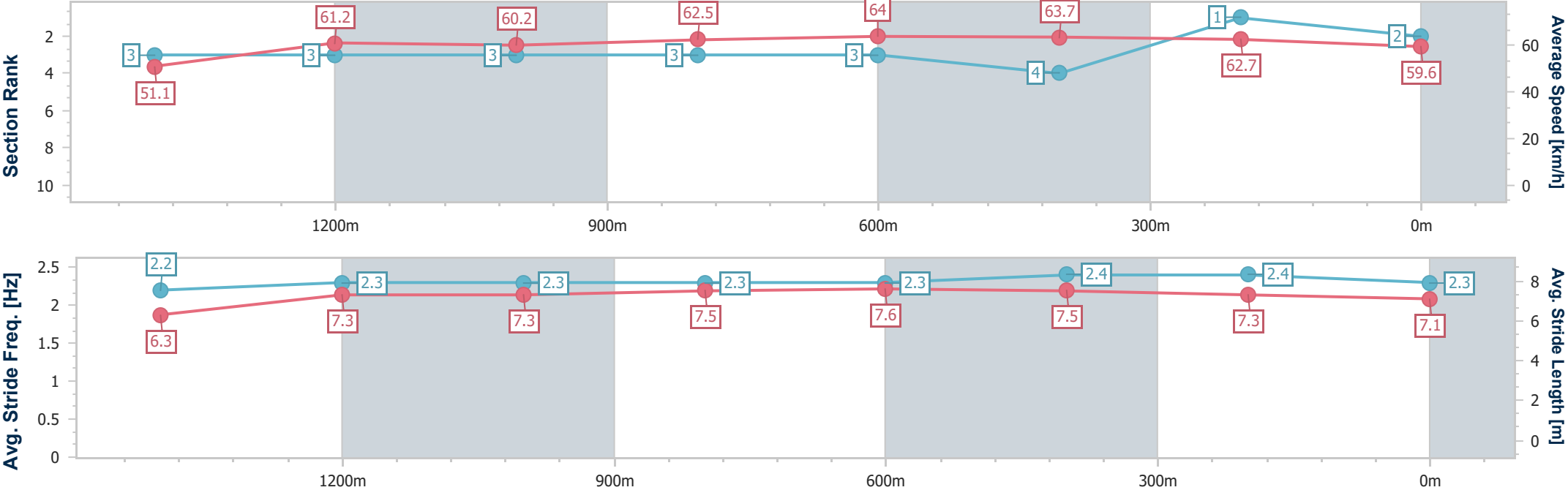
Horse/Jockey Name	Convertor
Final Rank	2
Fastest Section Time (Section)	0:11.34 (800m)
Top Speed [km/h] (Section)	65.0 (600m)
Race State	Finished



TownsvilleProfessional
Race 3: CRANBROOK MEDICAL BENCHMARK 58 Handicap
(QTIS bonuses applicable for 3,4&5YO's) - 1609m
25 October 2025 - 14:22
Track Rating: Soft 5, Weather: Fine, Rail Position: True



Section	Overall	1400m	1200m	1000m	800m	600m	400m	200m					
Section Times	1:36.49 [2] (0:14.71)	1:21.78 [3] (0:11.72)	1:10.06 [3] (0:11.97)	0:58.09 [3] (0:11.67)	0:46.42 [3] (0:11.34)	0:35.08 [3] (0:11.43)	0:23.65 [4] (0:11.56)	0:12.09 [1] (0:12.09)					
Average Speed [km/h]	51.1	61.2	60.2	62.5	64.0	63.7	62.7	59.6					
Top Speed [km/h]	61.8	61.9	61.4	64.4	64.8	65.0	64.2	62.7					
Avg. Dist. to Rail [m]	3.5	0.6	1.1	2.6	2.0	2.2	4.1	2.7					
Avg. Stride Freq. [Hz]	2.2	2.3	2.3	2.3	2.3	2.4	2.4	2.3					
Avg. Stride Length [m]	6.3	7.3	7.3	7.5	7.6	7.5	7.3	7.1					





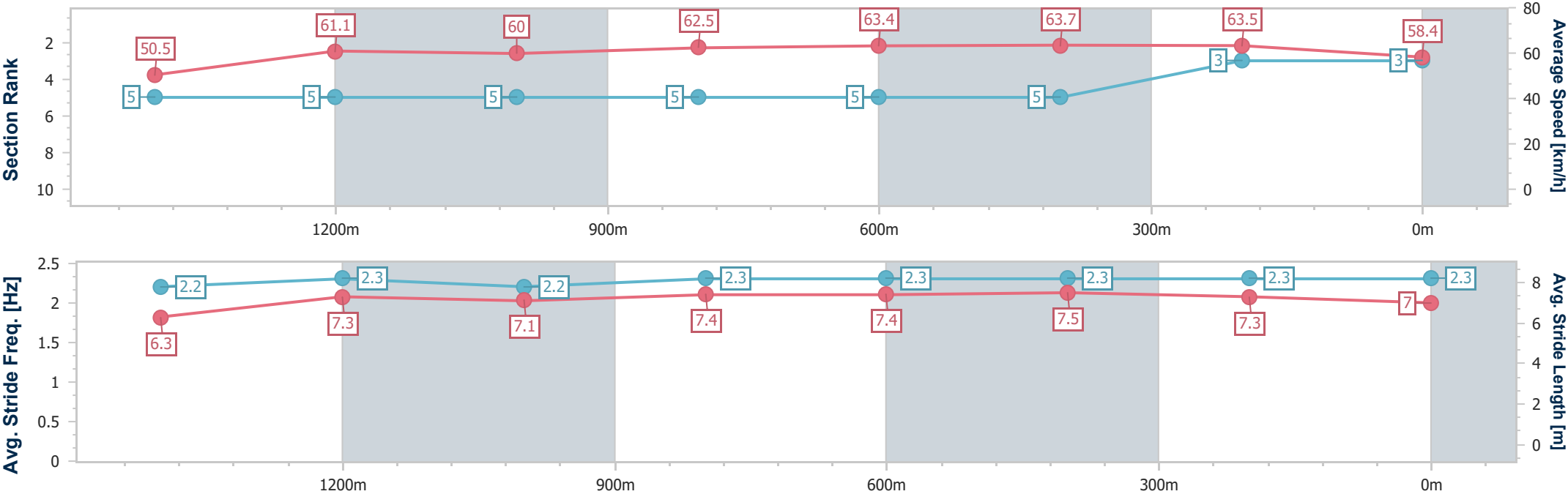
Horse/Jockey Name	Innovates
Final Rank	3
Fastest Section Time (Section)	0:11.31 (800m)
Top Speed [km/h] (Section)	65.5 (400m)
Race State	Finished



TownsvilleProfessional
Race 3: CRANBROOK MEDICAL BENCHMARK 58 Handicap
(QTIS bonuses applicable for 3,4&5YO's) - 1609m
25 October 2025 - 14:22
Track Rating: Soft 5, Weather: Fine, Rail Position: True



Section	Overall	1400m	1200m	1000m	800m	600m	400m	200m					
Section Times	1:36.76 [3] (0:14.98)	1:21.78 [5] (0:11.81)	1:09.97 [5] (0:12.02)	0:57.95 [5] (0:11.54)	0:46.41 [5] (0:11.31)	0:35.10 [5] (0:11.34)	0:23.76 [5] (0:11.42)	0:12.34 [3] (0:12.34)					
Average Speed [km/h]	50.5	61.1	60.0	62.5	63.4	63.7	63.5	58.4					
Top Speed [km/h]	60.6	62.0	60.9	64.0	64.1	65.0	65.5	61.5					
Avg. Dist. to Rail [m]	5.1	0.5	0.5	0.5	0.5	0.6	5.7	6.6					
Avg. Stride Freq. [Hz]	2.2	2.3	2.2	2.3	2.3	2.3	2.3	2.3					
Avg. Stride Length [m]	6.3	7.3	7.1	7.4	7.4	7.5	7.3	7.0					





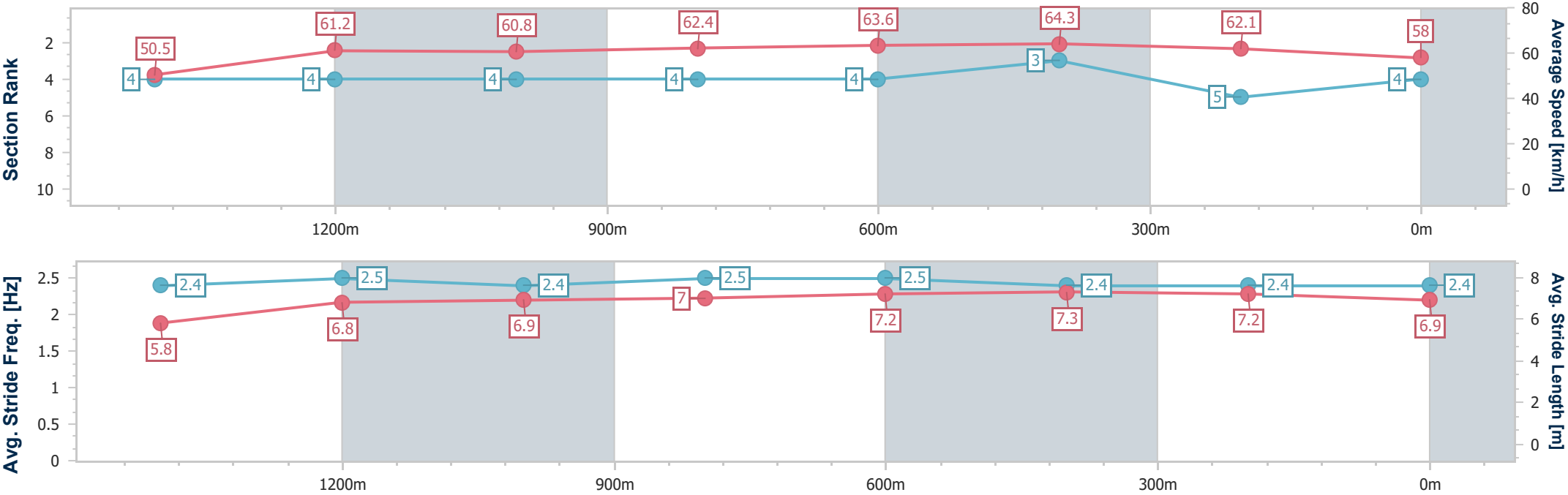
Horse/Jockey Name	Better Be Ready
Final Rank	4
Fastest Section Time (Section)	0:11.30 (600m)
Top Speed [km/h] (Section)	66.2 (600m)
Race State	Finished



TownsvilleProfessional
Race 3: CRANBROOK MEDICAL BENCHMARK 58 Handicap
(QTIS bonuses applicable for 3,4&5YO's) - 1609m
25 October 2025 - 14:22
Track Rating: Soft 5, Weather: Fine, Rail Position: True



Section	Overall	1400m	1200m	1000m	800m	600m	400m	200m					
Section Times	1:36.95 [4] (0:14.88)	1:22.07 [4] (0:11.70)	1:10.37 [4] (0:11.85)	0:58.52 [4] (0:11.65)	0:46.87 [4] (0:11.44)	0:35.43 [4] (0:11.30)	0:24.13 [3] (0:11.70)	0:12.43 [5] (0:12.43)					
Average Speed [km/h]	50.5	61.2	60.8	62.4	63.6	64.3	62.1	58.0					
Top Speed [km/h]	61.6	61.9	62.6	63.4	64.0	66.2	63.0	61.4					
Avg. Dist. to Rail [m]	3.5	1.2	0.2	2.1	1.9	1.8	6.0	4.0					
Avg. Stride Freq. [Hz]	2.4	2.5	2.4	2.5	2.5	2.4	2.4	2.4					
Avg. Stride Length [m]	5.8	6.8	6.9	7.0	7.2	7.3	7.2	6.9					





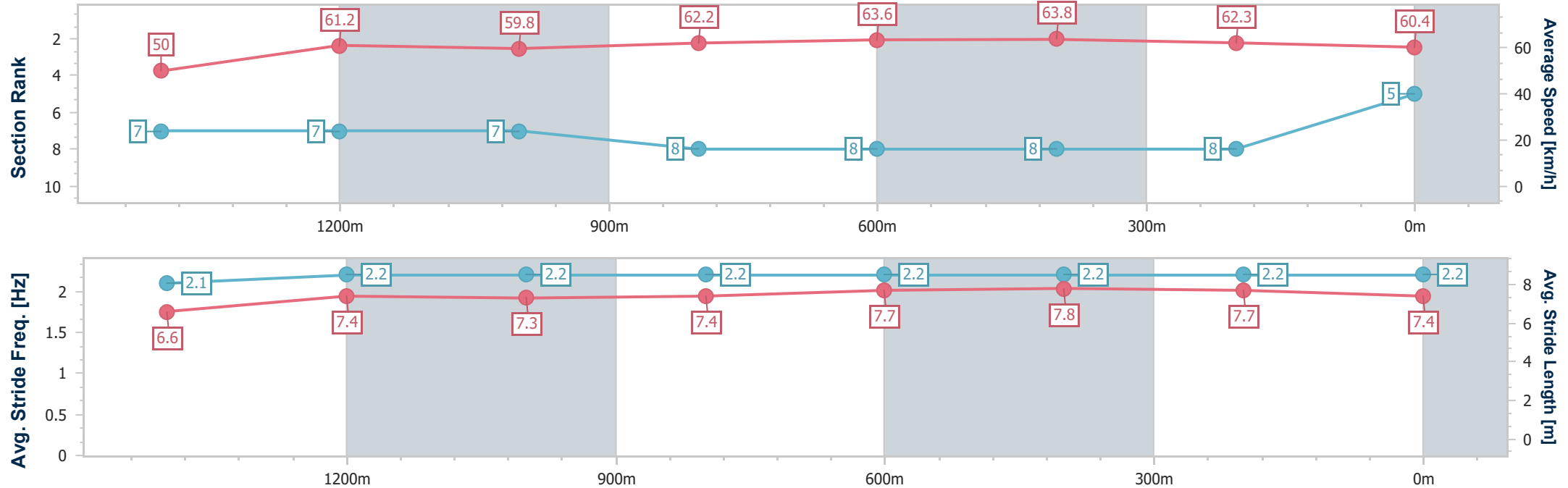
Horse/Jockey Name	Grumpywantsatissue
Final Rank	5
Fastest Section Time (Section)	0:11.41 (800m)
Top Speed [km/h] (Section)	64.6 (600m)
Race State	Finished



TownsvilleProfessional
Race 3: CRANBROOK MEDICAL BENCHMARK 58 Handicap
(QTIS bonuses applicable for 3,4&5YO's) - 1609m
25 October 2025 - 14:22
Track Rating: Soft 5, Weather: Fine, Rail Position: True



Section	Overall	1400m	1200m	1000m	800m	600m	400m	200m					
Section Times	1:37.18 [5] (0:15.22)	1:21.96 [7] (0:11.81)	1:10.15 [7] (0:12.03)	0:58.12 [7] (0:11.67)	0:46.45 [8] (0:11.41)	0:35.04 [8] (0:11.44)	0:23.60 [8] (0:11.66)	0:11.94 [8] (0:11.94)					
Average Speed [km/h]	50.0	61.2	59.8	62.2	63.6	63.8	62.3	60.4					
Top Speed [km/h]	60.8	61.9	61.4	63.6	64.6	64.6	63.0	61.9					
Avg. Dist. to Rail [m]	5.2	0.9	0.9	1.3	1.5	2.9	6.6	7.6					
Avg. Stride Freq. [Hz]	2.1	2.2	2.2	2.2	2.2	2.2	2.2	2.2					
Avg. Stride Length [m]	6.6	7.4	7.3	7.4	7.7	7.8	7.7	7.4					



- [] Ranking at each section and finish
- .-.- No data available at this section
- NA No data available



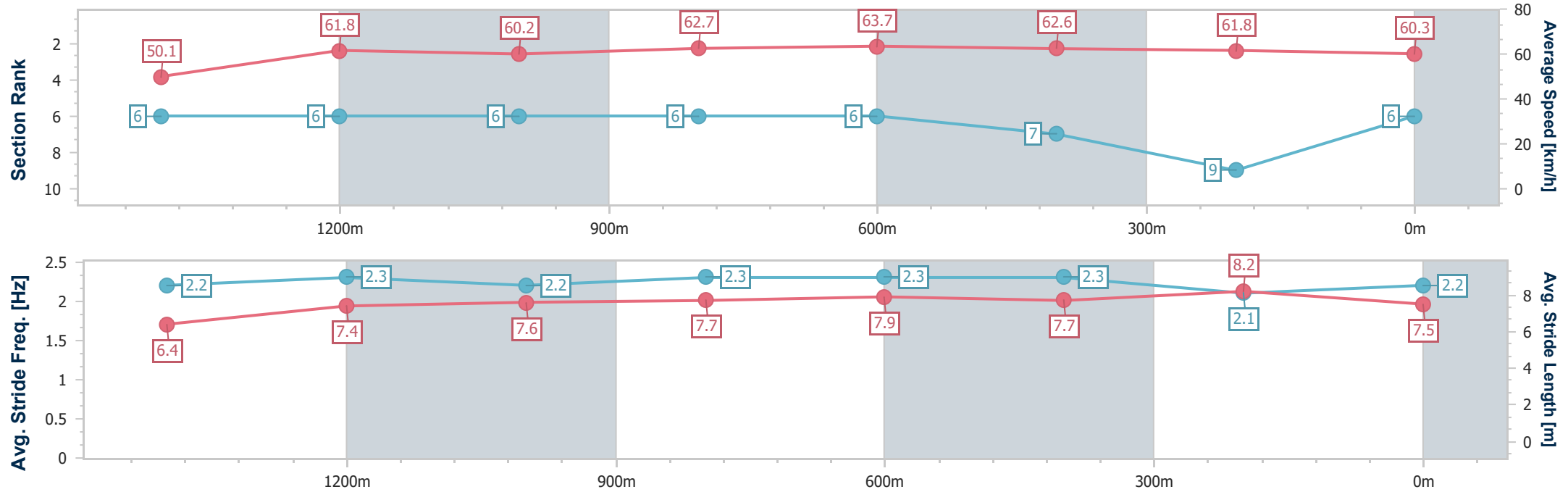
Horse/Jockey Name	Legal Challenge
Final Rank	6
Fastest Section Time (Section)	0:11.42 (800m)
Top Speed [km/h] (Section)	65.6 (600m)
Race State	Finished



TownsvilleProfessional
Race 3: CRANBROOK MEDICAL BENCHMARK 58 Handicap
(QTIS bonuses applicable for 3,4&5YO's) - 1609m
25 October 2025 - 14:22
Track Rating: Soft 5, Weather: Fine, Rail Position: True



Section	Overall	1400m	1200m	1000m	800m	600m	400m	200m					
Section Times	1:37.21 [6] (0:15.15)	1:22.06 [6] (0:11.71)	1:10.35 [6] (0:11.97)	0:58.38 [6] (0:11.59)	0:46.79 [6] (0:11.42)	0:35.37 [6] (0:11.69)	0:23.68 [7] (0:11.75)	0:11.93 [9] (0:11.93)					
Average Speed [km/h]	50.1	61.8	60.2	62.7	63.7	62.6	61.8	60.3					
Top Speed [km/h]	61.6	63.6	61.7	65.1	65.2	65.6	62.9	62.3					
Avg. Dist. to Rail [m]	6.6	1.6	1.7	2.0	2.2	3.1	5.0	6.4					
Avg. Stride Freq. [Hz]	2.2	2.3	2.2	2.3	2.3	2.3	2.1	2.2					
Avg. Stride Length [m]	6.4	7.4	7.6	7.7	7.9	7.7	8.2	7.5					





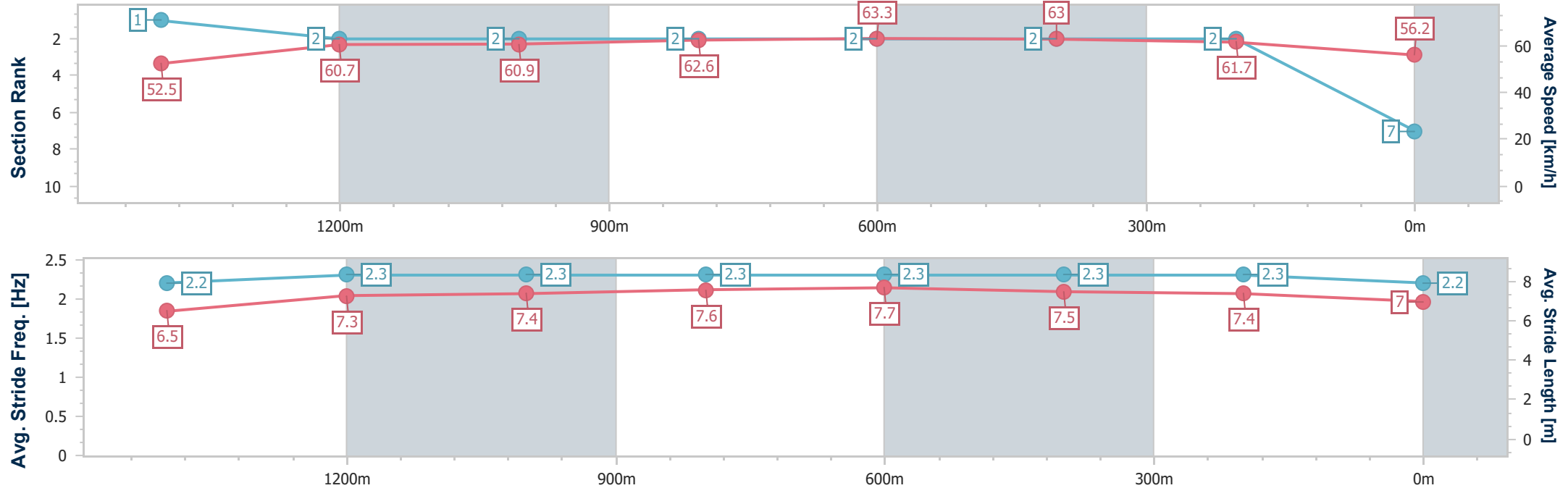
Horse/Jockey Name	Mishani Perfection
Final Rank	7
Fastest Section Time (Section)	0:11.44 (800m)
Top Speed [km/h] (Section)	64.4 (600m)
Race State	Finished



TownsvilleProfessional
Race 3: CRANBROOK MEDICAL BENCHMARK 58 Handicap
(QTIS bonuses applicable for 3,4&5YO's) - 1609m
25 October 2025 - 14:22
Track Rating: Soft 5, Weather: Fine, Rail Position: True



Section	Overall	1400m	1200m	1000m	800m	600m	400m	200m					
Section Times	1:37.24 [7] (0:14.47)	1:22.77 [1] (0:11.82)	1:10.95 [2] (0:11.85)	0:59.10 [2] (0:11.61)	0:47.49 [2] (0:11.44)	0:36.05 [2] (0:11.54)	0:24.51 [2] (0:11.68)	0:12.83 [2] (0:12.83)					
Average Speed [km/h]	52.5	60.7	60.9	62.6	63.3	63.0	61.7	56.2					
Top Speed [km/h]	62.8	62.9	61.7	63.5	64.4	64.4	63.0	59.7					
Avg. Dist. to Rail [m]	6.5	0.4	1.4	2.0	1.2	1.9	2.4	3.0					
Avg. Stride Freq. [Hz]	2.2	2.3	2.3	2.3	2.3	2.3	2.3	2.2					
Avg. Stride Length [m]	6.5	7.3	7.4	7.6	7.7	7.5	7.4	7.0					





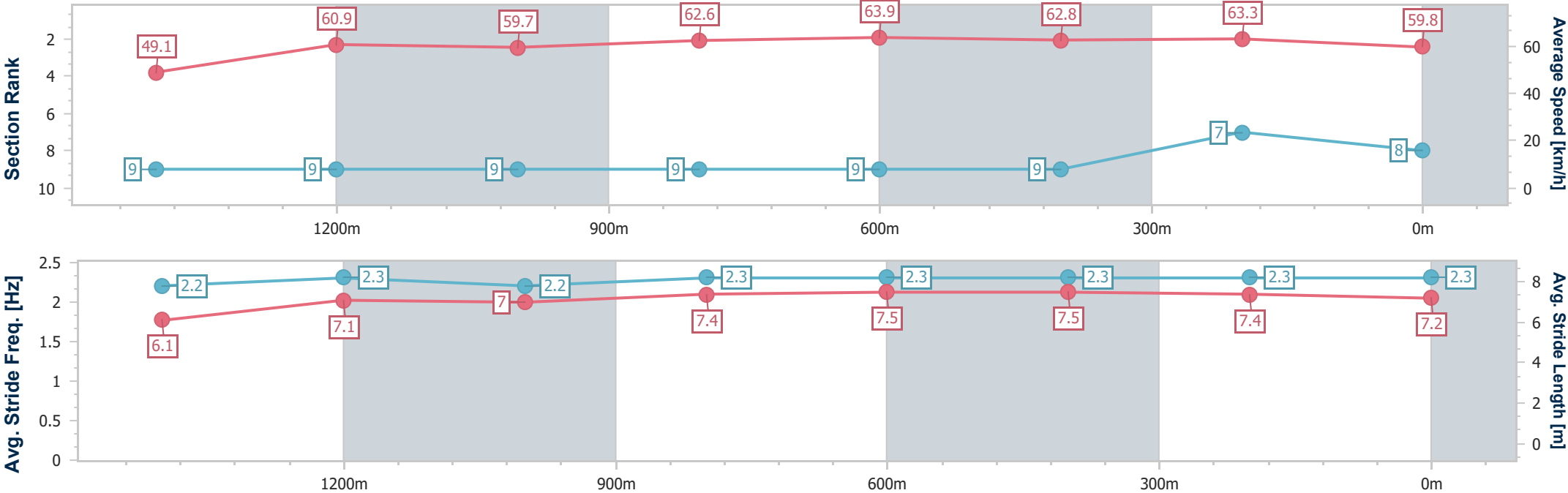
Horse/Jockey Name	Fang It
Final Rank	8
Fastest Section Time (Section)	0:11.37 (400m)
Top Speed [km/h] (Section)	64.5 (400m)
Race State	Finished



TownsvilleProfessional
Race 3: CRANBROOK MEDICAL BENCHMARK 58 Handicap
(QTIS bonuses applicable for 3,4&5YO's) - 1609m
25 October 2025 - 14:22
Track Rating: Soft 5, Weather: Fine, Rail Position: True



Section	Overall	1400m	1200m	1000m	800m	600m	400m	200m					
Section Times	1:37.27 [8] (0:15.50)	1:21.77 [9] (0:11.84)	1:09.93 [9] (0:12.05)	0:57.88 [9] (0:11.55)	0:46.33 [9] (0:11.38)	0:34.95 [9] (0:11.53)	0:23.42 [9] (0:11.37)	0:12.05 [7] (0:12.05)					
Average Speed [km/h]	49.1	60.9	59.7	62.6	63.9	62.8	63.3	59.8					
Top Speed [km/h]	60.1	62.1	61.6	64.1	64.4	63.6	64.5	62.7					
Avg. Dist. to Rail [m]	7.8	0.6	0.5	1.1	2.0	1.1	1.8	4.2					
Avg. Stride Freq. [Hz]	2.2	2.3	2.2	2.3	2.3	2.3	2.3	2.3					
Avg. Stride Length [m]	6.1	7.1	7.0	7.4	7.5	7.5	7.4	7.2					





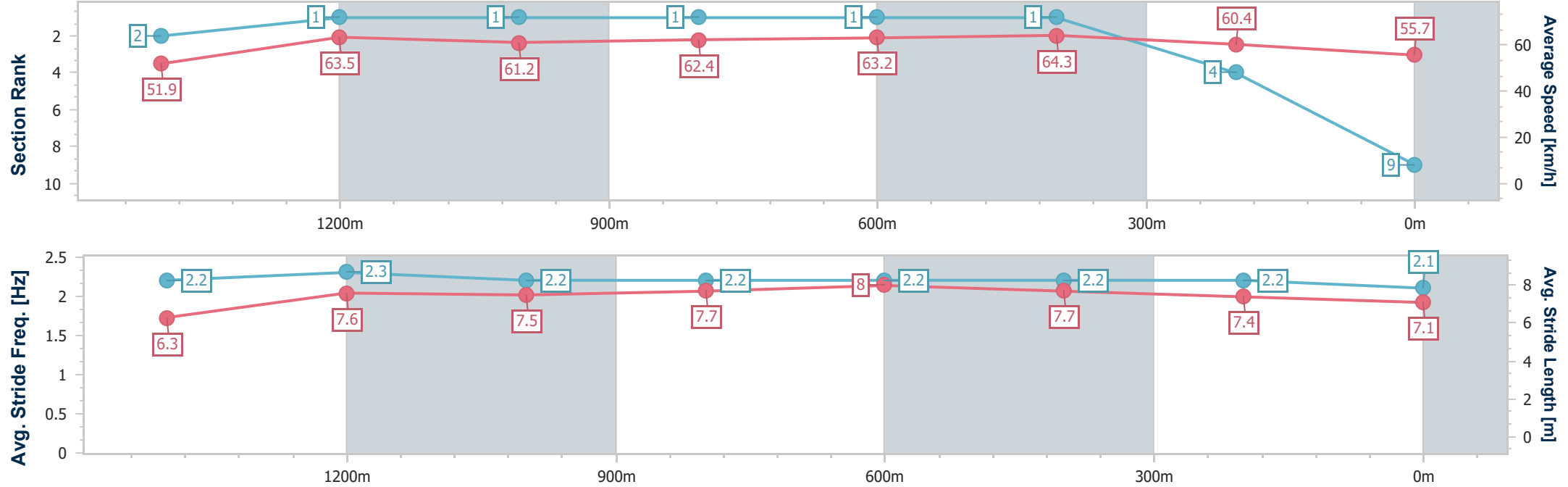
Horse/Jockey Name	Fallguy
Final Rank	9
Fastest Section Time (Section)	0:11.41 (1400m)
Top Speed [km/h] (Section)	65.2 (600m)
Race State	Finished



TownsvilleProfessional
Race 3: CRANBROOK MEDICAL BENCHMARK 58 Handicap
(QTIS bonuses applicable for 3,4&5YO's) - 1609m
25 October 2025 - 14:22
Track Rating: Soft 5, Weather: Fine, Rail Position: True



Section	Overall	1400m	1200m	1000m	800m	600m	400m	200m					
Section Times	1:37.39 [9] (0:14.65)	1:22.74 [2] (0:11.41)	1:11.33 [1] (0:11.77)	0:59.56 [1] (0:11.68)	0:47.88 [1] (0:11.61)	0:36.27 [1] (0:11.41)	0:24.86 [1] (0:11.94)	0:12.92 [4] (0:12.92)					
Average Speed [km/h]	51.9	63.5	61.2	62.4	63.2	64.3	60.4	55.7					
Top Speed [km/h]	63.4	64.7	61.8	63.2	63.9	65.2	63.3	59.0					
Avg. Dist. to Rail [m]	6.9	1.6	0.2	2.7	4.3	3.5	1.3	1.0					
Avg. Stride Freq. [Hz]	2.2	2.3	2.2	2.2	2.2	2.2	2.2	2.1					
Avg. Stride Length [m]	6.3	7.6	7.5	7.7	8.0	7.7	7.4	7.1					





Townsville Professional

Race 4: PETER DOUGLAS Class 5 Plate - 1200m

25 October 2025 - 14:57



Track Rating: Soft 5, Weather: Fine, Rail Position: True

Section						Overall	1000m	800m	600m	400m	200m	Last 600m		
Field Times						1:10.42 (0:14.40)	0:56.02 (0:11.22)	0:44.80 (0:11.06)	0:33.74 (0:11.09)	0:22.65 (0:11.12)	0:11.53 (0:11.53)	0:33.74		
Rank	TAB	Horse/Jockey	Barrier	Top Speed [km/h]	Fastest Section							Margin	Distance Travelled [m]	
1	6	AGED CARE	7	67.8	0:10.94	1:10.42 [1]	0:55.74 [5]	0:44.60 [4]	0:33.49 [4]	0:22.35 [3]	0:11.41 [3]	1:10.42	0:33.49	
		Nathan Thomas		400m	400m	(0:14.68)	(0:11.14)	(0:11.11)	(0:11.14)	(0:10.94)	(0:11.41)			
2	7	HARROW	4	67.4	0:10.81	1:10.56 [2]	0:55.55 [7]	0:44.24 [7]	0:33.43 [7]	0:22.35 [6]	0:11.33 [5]	0.83L	0:33.43	-5
		Ryan Wiggins		800m	800m	(0:15.01)	(0:11.31)	(0:10.81)	(0:11.08)	(0:11.02)	(0:11.33)			
3	3	NORTHERNONTAP	3	66.8	0:10.98	1:10.71 [3]	0:56.11 [3]	0:45.01 [3]	0:34.03 [1]	0:22.94 [1]	0:11.82 [1]	1.72L	0:34.03	-5
		Lacey Morrison		800m	800m	(0:14.60)	(0:11.10)	(0:10.98)	(0:11.09)	(0:11.12)	(0:11.82)			
4	9	BRAVE INTENT	9	67.4	0:10.87	1:10.82 [4]	0:55.81 [7]	0:44.35 [9]	0:33.41 [9]	0:22.29 [9]	0:11.42 [7]	2.39L	0:33.41	+0
		Ivo Fry		400m	400m	(0:15.01)	(0:11.46)	(0:10.94)	(0:11.12)	(0:10.87)	(0:11.42)			
5	8	INDEFINITE	8	66.8	0:11.19	1:10.90 [5]	0:56.50 [1]	0:45.28 [1]	0:34.06 [3]	0:22.67 [7]	0:11.48 [8]	2.83L	0:34.06	+9
		Tyler Leslight		600m	400m	(0:14.40)	(0:11.22)	(0:11.22)	(0:11.39)	(0:11.19)	(0:11.48)			
6	5	WINNING SAGA	1	67.7	0:10.98	1:11.08 [6]	0:56.43 [4]	0:45.14 [5]	0:34.06 [5]	0:22.92 [4]	0:11.94 [4]	3.9L	0:34.06	-1
		Graham Kliese		400m	400m	(0:14.65)	(0:11.29)	(0:11.08)	(0:11.14)	(0:10.98)	(0:11.94)			
7	4	RUGGED ROY	6	67.6	0:11.03	1:11.19 [7]	0:56.78 [2]	0:45.54 [2]	0:34.51 [1]	0:23.32 [2]	0:12.19 [2]	4.56L	0:34.51	+0
		Micheal McDonald		400m	800m	(0:14.41)	(0:11.24)	(0:11.03)	(0:11.19)	(0:11.13)	(0:12.19)			
8	2	HIGHBAR	2	66.9	0:11.01	1:11.28 [8]	0:56.54 [6]	0:45.26 [6]	0:34.25 [6]	0:23.11 [5]	0:11.98 [6]	5.07L	0:34.25	+1
		Chris Meehan		800m	800m	(0:14.74)	(0:11.28)	(0:11.01)	(0:11.14)	(0:11.13)	(0:11.98)			
9	1	EXCITE CHOO	5	68.4	0:10.88	1:11.37 [9]	0:56.29 [9]	0:44.98 [8]	0:34.10 [8]	0:22.86 [8]	0:11.66 [9]	5.61L	0:34.10	+5
		Jason Taylor		800m	800m	(0:15.08)	(0:11.31)	(0:10.88)	(0:11.24)	(0:11.20)	(0:11.66)			



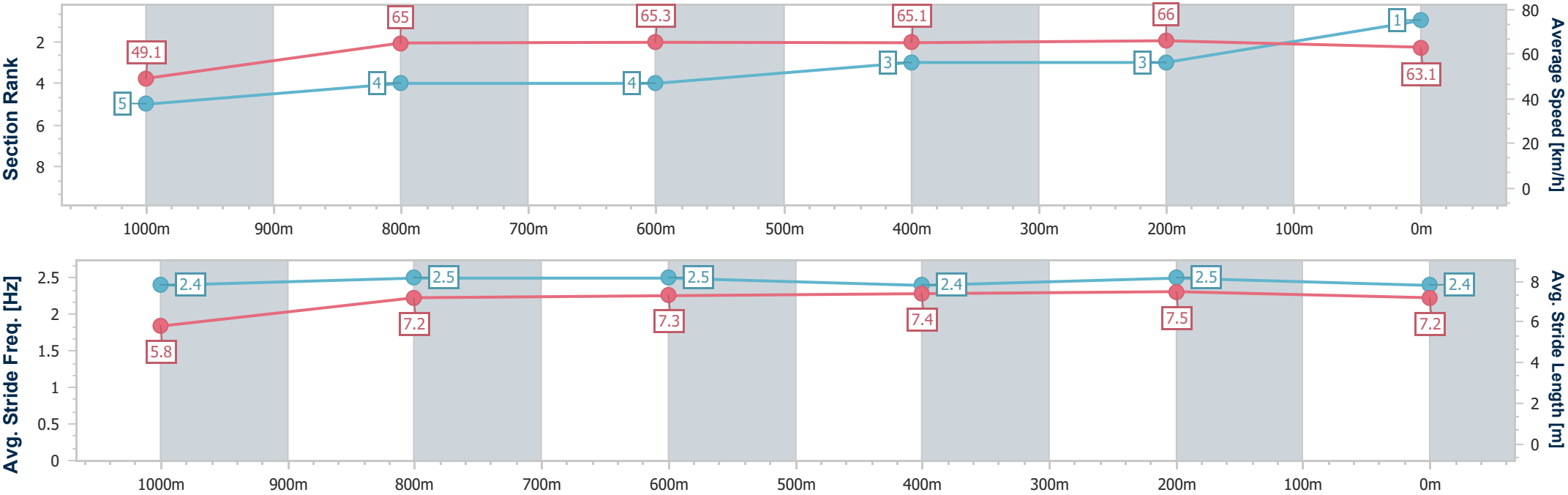
Horse/Jockey Name	Aged Care
Final Rank	1
Fastest Section Time (Section)	0:10.94 (400m)
Top Speed [km/h] (Section)	67.8 (400m)
Race State	Finished



TownsvilleProfessional
Race 4: PETER DOUGLAS Class 5 Plate - 1200m
25 October 2025 - 14:57
Track Rating: Soft 5, Weather: Fine, Rail Position: True



Section	Overall	1000m	800m	600m	400m	200m								
Section Times	1:10.42 [1] (0:14.68)	0:55.74 [5] (0:11.14)	0:44.60 [4] (0:11.11)	0:33.49 [4] (0:11.14)	0:22.35 [3] (0:10.94)	0:11.41 [3] (0:11.41)								
Average Speed [km/h]	49.1	65.0	65.3	65.1	66.0	63.1								
Top Speed [km/h]	62.9	66.8	66.5	66.3	67.8	65.6								
Avg. Dist. to Rail [m]	5.6	1.2	1.5	1.4	1.8	1.5								
Avg. Stride Freq. [Hz]	2.4	2.5	2.5	2.4	2.5	2.4								
Avg. Stride Length [m]	5.8	7.2	7.3	7.4	7.5	7.2								





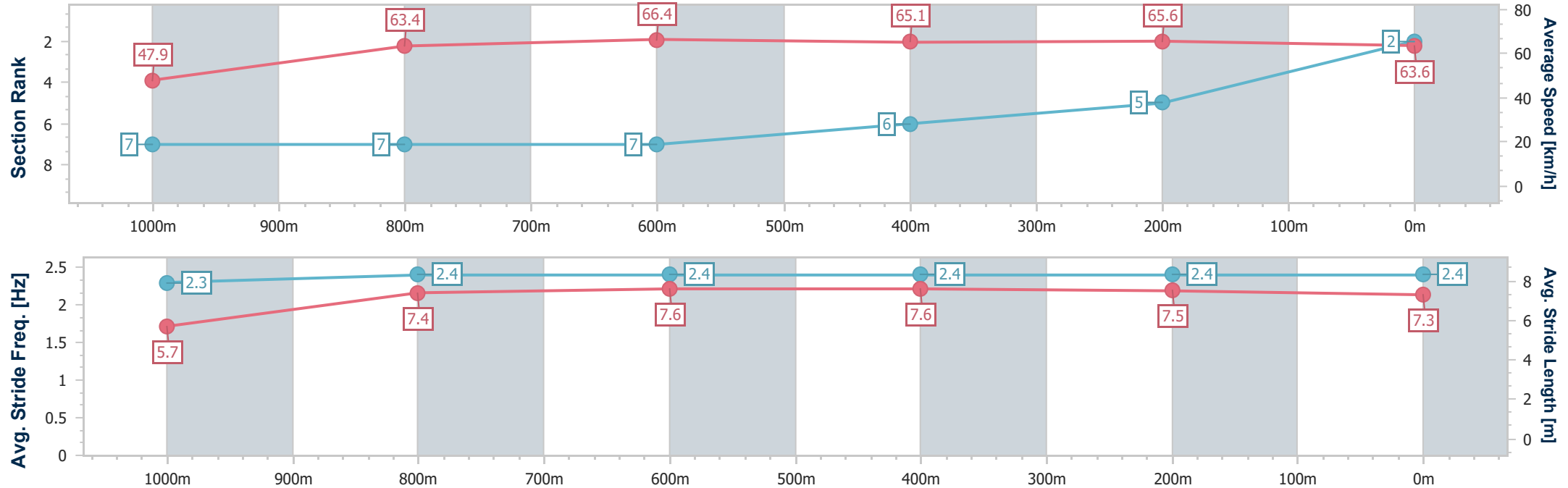
Horse/Jockey Name	Harrow
Final Rank	2
Fastest Section Time (Section)	0:10.81 (800m)
Top Speed [km/h] (Section)	67.4 (800m)
Race State	Finished



TownsvilleProfessional
Race 4: PETER DOUGLAS Class 5 Plate - 1200m
25 October 2025 - 14:57
Track Rating: Soft 5, Weather: Fine, Rail Position: True



Section	Overall	1000m	800m	600m	400m	200m							
Section Times	1:10.56 [2] (0:15.01)	0:55.55 [7] (0:11.31)	0:44.24 [7] (0:10.81)	0:33.43 [7] (0:11.08)	0:22.35 [6] (0:11.02)	0:11.33 [5] (0:11.33)							
Average Speed [km/h]	47.9	63.4	66.4	65.1	65.6	63.6							
Top Speed [km/h]	62.2	66.9	67.4	66.7	66.5	65.8							
Avg. Dist. to Rail [m]	2.6	0.9	0.7	0.7	3.1	4.7							
Avg. Stride Freq. [Hz]	2.3	2.4	2.4	2.4	2.4	2.4							
Avg. Stride Length [m]	5.7	7.4	7.6	7.6	7.5	7.3							





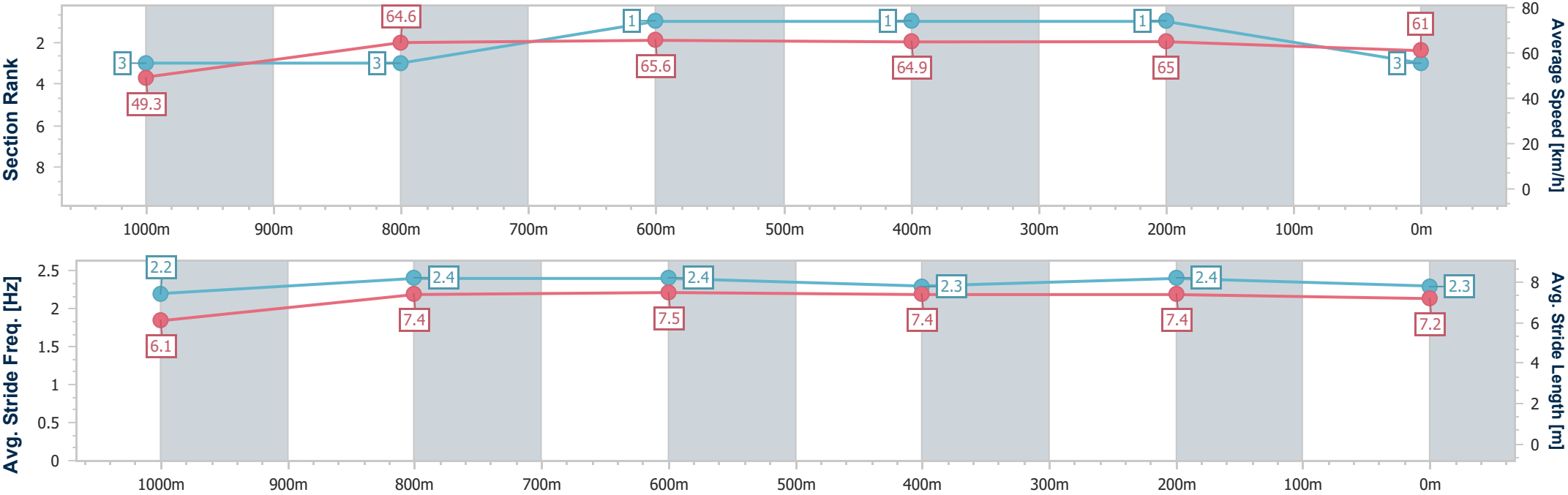
Horse/Jockey Name	Northernontap
Final Rank	3
Fastest Section Time (Section)	0:10.98 (800m)
Top Speed [km/h] (Section)	66.8 (800m)
Race State	Finished



TownsvilleProfessional
Race 4: PETER DOUGLAS Class 5 Plate - 1200m
25 October 2025 - 14:57
Track Rating: Soft 5, Weather: Fine, Rail Position: True



Section	Overall	1000m	800m	600m	400m	200m							
Section Times	1:10.71 [3] (0:14.60)	0:56.11 [3] (0:11.10)	0:45.01 [3] (0:10.98)	0:34.03 [1] (0:11.09)	0:22.94 [1] (0:11.12)	0:11.82 [1] (0:11.82)							
Average Speed [km/h]	49.3	64.6	65.6	64.9	65.0	61.0							
Top Speed [km/h]	63.6	66.8	66.8	65.9	66.0	63.6							
Avg. Dist. to Rail [m]	2.6	0.9	0.2	0.3	1.1	0.9							
Avg. Stride Freq. [Hz]	2.2	2.4	2.4	2.3	2.4	2.3							
Avg. Stride Length [m]	6.1	7.4	7.5	7.4	7.4	7.2							



[] Ranking at each section and finish
-.-.- No data available at this section
NA No data available



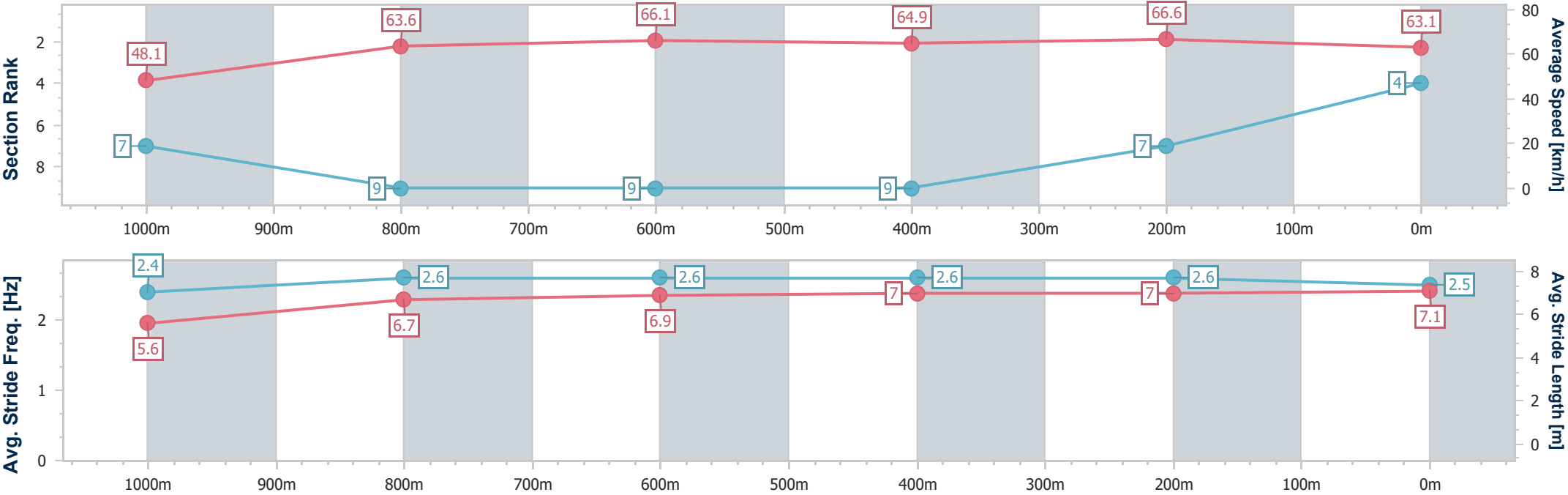
Horse/Jockey Name	Brave Intent
Final Rank	4
Fastest Section Time (Section)	0:10.87 (400m)
Top Speed [km/h] (Section)	67.4 (400m)
Race State	Finished



TownsvilleProfessional
Race 4: PETER DOUGLAS Class 5 Plate - 1200m
25 October 2025 - 14:57
Track Rating: Soft 5, Weather: Fine, Rail Position: True



Section	Overall	1000m	800m	600m	400m	200m							
Section Times	1:10.82 [4] (0:15.01)	0:55.81 [7] (0:11.46)	0:44.35 [9] (0:10.94)	0:33.41 [9] (0:11.12)	0:22.29 [9] (0:10.87)	0:11.42 [7] (0:11.42)							
Average Speed [km/h]	48.1	63.6	66.1	64.9	66.6	63.1							
Top Speed [km/h]	62.3	66.0	67.2	66.9	67.4	66.5							
Avg. Dist. to Rail [m]	8.2	2.3	0.9	0.4	4.5	7.0							
Avg. Stride Freq. [Hz]	2.4	2.6	2.6	2.6	2.6	2.5							
Avg. Stride Length [m]	5.6	6.7	6.9	7.0	7.0	7.1							





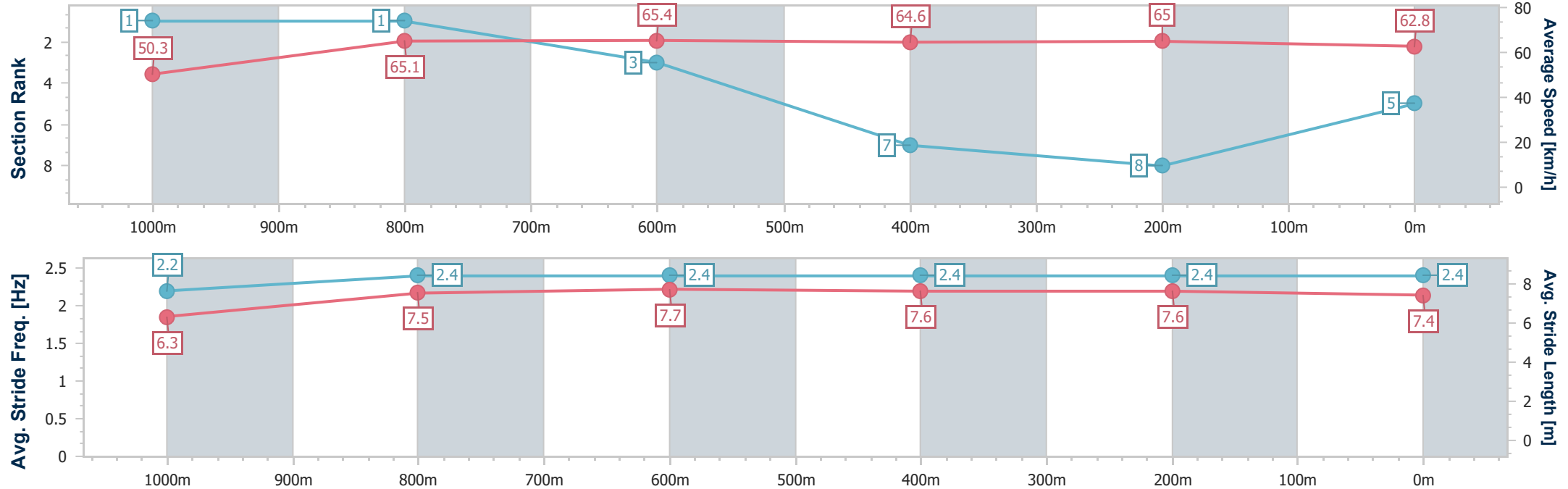
Horse/Jockey Name	Indefinite
Final Rank	5
Fastest Section Time (Section)	0:11.19 (400m)
Top Speed [km/h] (Section)	66.8 (600m)
Race State	Finished



TownsvilleProfessional
Race 4: PETER DOUGLAS Class 5 Plate - 1200m
25 October 2025 - 14:57
Track Rating: Soft 5, Weather: Fine, Rail Position: True



Section	Overall	1000m	800m	600m	400m	200m							
Section Times	1:10.90 [5] (0:14.40)	0:56.50 [1] (0:11.22)	0:45.28 [1] (0:11.22)	0:34.06 [3] (0:11.39)	0:22.67 [7] (0:11.19)	0:11.48 [8] (0:11.48)							
Average Speed [km/h]	50.3	65.1	65.4	64.6	65.0	62.8							
Top Speed [km/h]	65.0	66.5	66.4	66.8	66.4	64.5							
Avg. Dist. to Rail [m]	8.2	3.2	3.7	4.5	6.5	9.2							
Avg. Stride Freq. [Hz]	2.2	2.4	2.4	2.4	2.4	2.4							
Avg. Stride Length [m]	6.3	7.5	7.7	7.6	7.6	7.4							





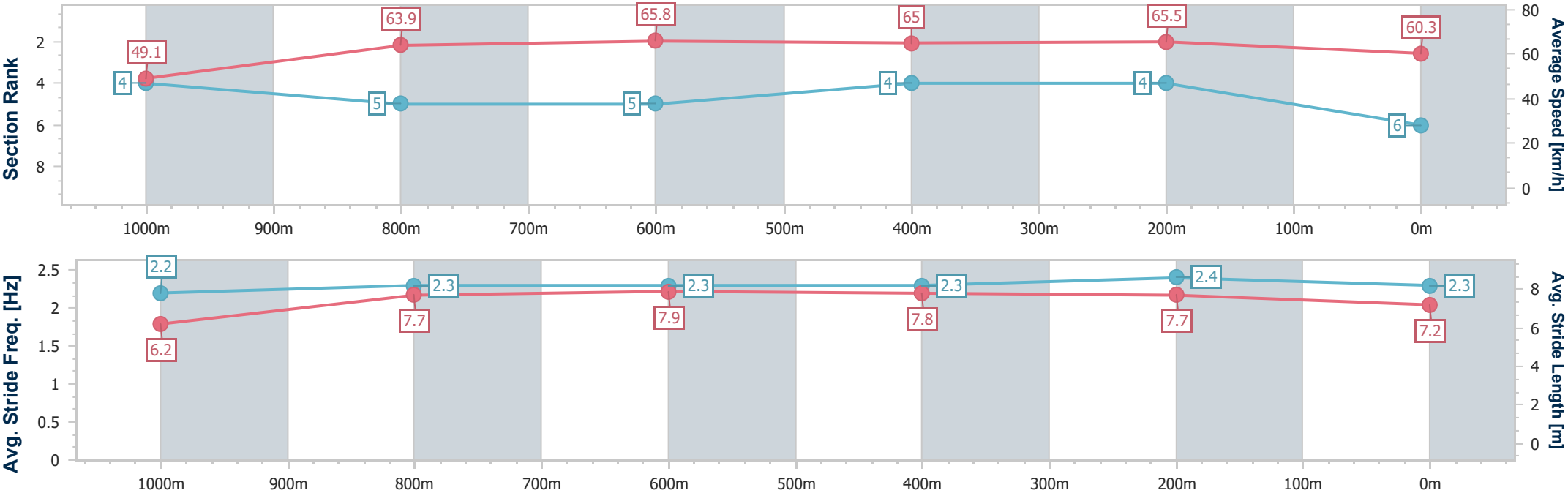
Horse/Jockey Name	Winning Saga
Final Rank	6
Fastest Section Time (Section)	0:10.98 (400m)
Top Speed [km/h] (Section)	67.7 (400m)
Race State	Finished



TownsvilleProfessional
Race 4: PETER DOUGLAS Class 5 Plate - 1200m
25 October 2025 - 14:57
Track Rating: Soft 5, Weather: Fine, Rail Position: True



Section	Overall	1000m	800m	600m	400m	200m							
Section Times	1:11.08 [6] (0:14.65)	0:56.43 [4] (0:11.29)	0:45.14 [5] (0:11.08)	0:34.06 [5] (0:11.14)	0:22.92 [4] (0:10.98)	0:11.94 [4] (0:11.94)							
Average Speed [km/h]	49.1	63.9	65.8	65.0	65.5	60.3							
Top Speed [km/h]	61.4	66.3	66.5	65.9	67.7	64.5							
Avg. Dist. to Rail [m]	1.3	1.1	2.2	1.1	1.6	1.5							
Avg. Stride Freq. [Hz]	2.2	2.3	2.3	2.3	2.4	2.3							
Avg. Stride Length [m]	6.2	7.7	7.9	7.8	7.7	7.2							





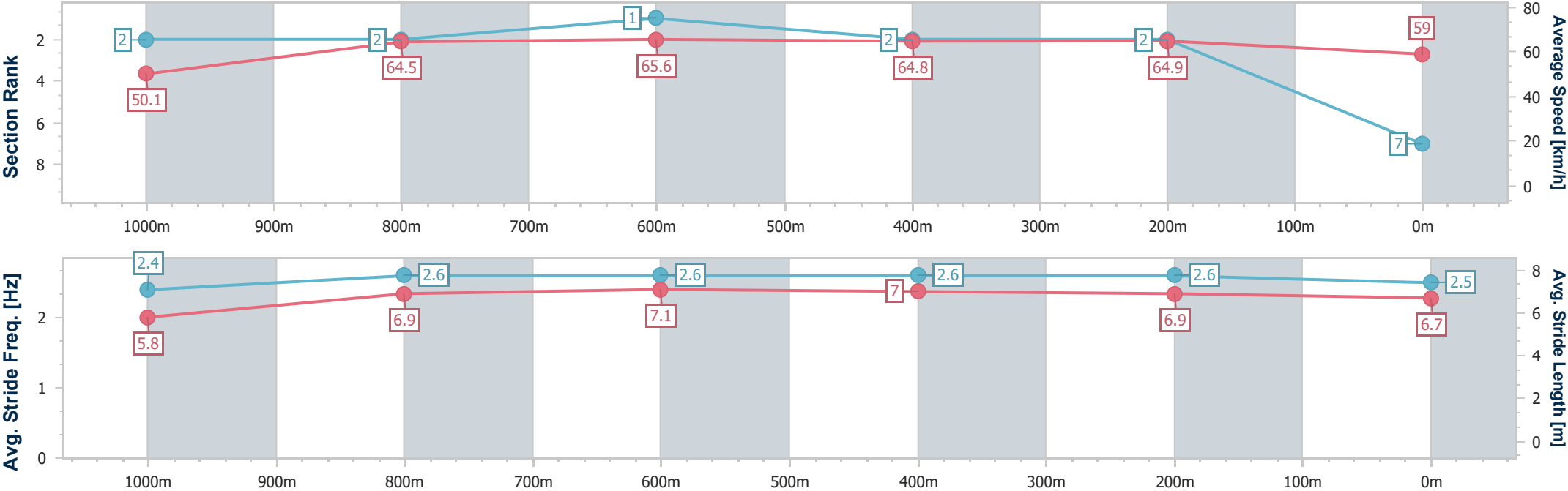
Horse/Jockey Name	Rugged Roy
Final Rank	7
Fastest Section Time (Section)	0:11.03 (800m)
Top Speed [km/h] (Section)	67.6 (400m)
Race State	Finished



TownsvilleProfessional
Race 4: PETER DOUGLAS Class 5 Plate - 1200m
25 October 2025 - 14:57
Track Rating: Soft 5, Weather: Fine, Rail Position: True



Section	Overall	1000m	800m	600m	400m	200m							
Section Times	1:11.19 [7] (0:14.41)	0:56.78 [2] (0:11.24)	0:45.54 [2] (0:11.03)	0:34.51 [1] (0:11.19)	0:23.32 [2] (0:11.13)	0:12.19 [2] (0:12.19)							
Average Speed [km/h]	50.1	64.5	65.6	64.8	64.9	59.0							
Top Speed [km/h]	62.5	66.5	66.6	66.0	67.6	62.7							
Avg. Dist. to Rail [m]	5.7	1.6	1.3	1.2	2.1	2.7							
Avg. Stride Freq. [Hz]	2.4	2.6	2.6	2.6	2.6	2.5							
Avg. Stride Length [m]	5.8	6.9	7.1	7.0	6.9	6.7							





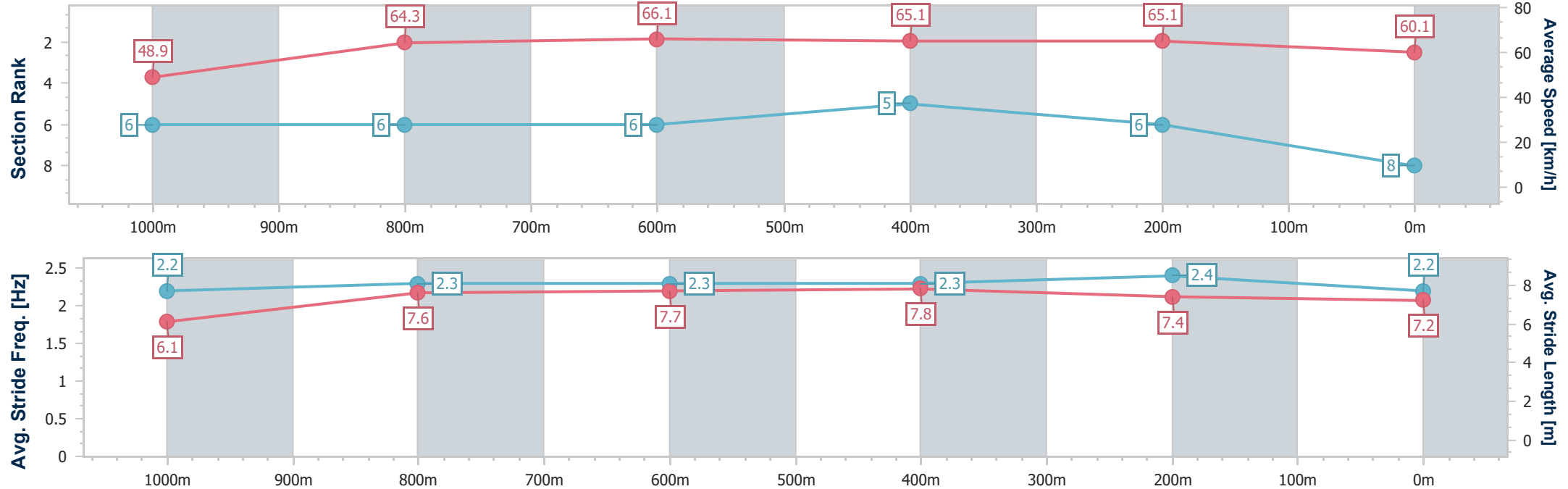
Horse/Jockey Name	Highbar
Final Rank	8
Fastest Section Time (Section)	0:11.01 (800m)
Top Speed [km/h] (Section)	66.9 (800m)
Race State	Finished



TownsvilleProfessional
Race 4: PETER DOUGLAS Class 5 Plate - 1200m
25 October 2025 - 14:57
Track Rating: Soft 5, Weather: Fine, Rail Position: True



Section	Overall	1000m	800m	600m	400m	200m							
Section Times	1:11.28 [8] (0:14.74)	0:56.54 [6] (0:11.28)	0:45.26 [6] (0:11.01)	0:34.25 [6] (0:11.14)	0:23.11 [5] (0:11.13)	0:11.98 [6] (0:11.98)							
Average Speed [km/h]	48.9	64.3	66.1	65.1	65.1	60.1							
Top Speed [km/h]	61.9	66.8	66.9	65.4	65.6	64.0							
Avg. Dist. to Rail [m]	2.9	1.7	1.7	1.6	4.2	6.0							
Avg. Stride Freq. [Hz]	2.2	2.3	2.3	2.3	2.4	2.2							
Avg. Stride Length [m]	6.1	7.6	7.7	7.8	7.4	7.2							





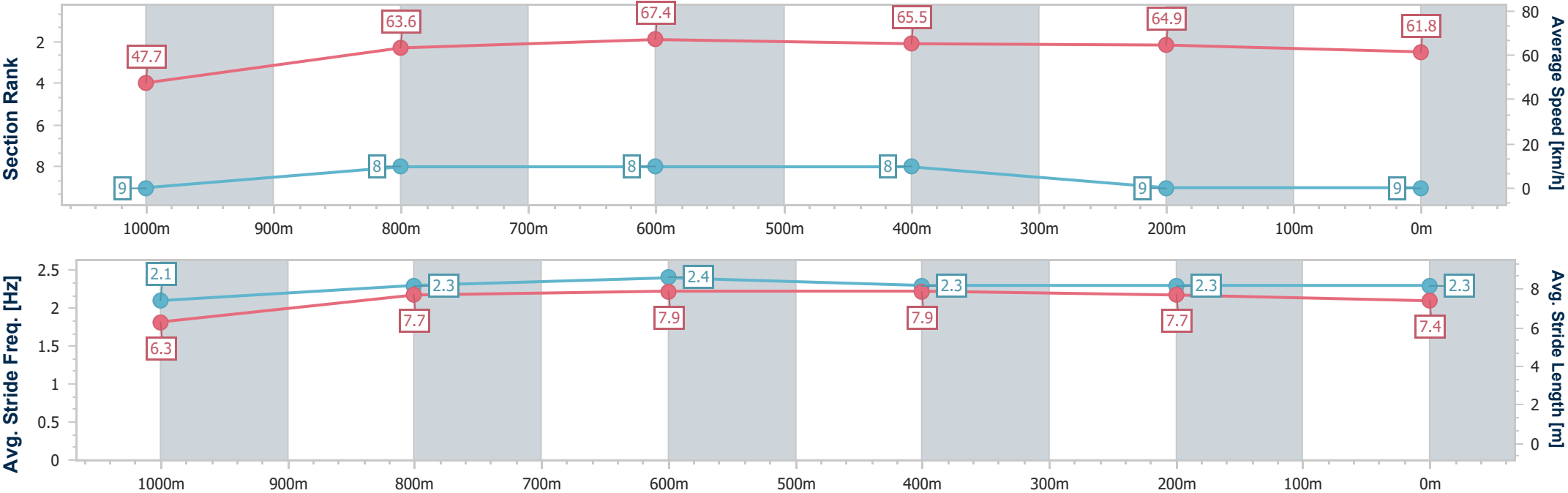
Horse/Jockey Name	Excite Choo
Final Rank	9
Fastest Section Time (Section)	0:10.88 (800m)
Top Speed [km/h] (Section)	68.4 (800m)
Race State	Finished



TownsvilleProfessional
Race 4: PETER DOUGLAS Class 5 Plate - 1200m
25 October 2025 - 14:57
Track Rating: Soft 5, Weather: Fine, Rail Position: True



Section	Overall	1000m	800m	600m	400m	200m								
Section Times	1:11.37 [9] (0:15.08)	0:56.29 [9] (0:11.31)	0:44.98 [8] (0:10.88)	0:34.10 [8] (0:11.24)	0:22.86 [8] (0:11.20)	0:11.66 [9] (0:11.66)								
Average Speed [km/h]	47.7	63.6	67.4	65.5	64.9	61.8								
Top Speed [km/h]	61.8	66.6	68.4	67.4	66.1	65.0								
Avg. Dist. to Rail [m]	2.4	1.0	3.5	4.7	7.1	7.7								
Avg. Stride Freq. [Hz]	2.1	2.3	2.4	2.3	2.3	2.3								
Avg. Stride Length [m]	6.3	7.7	7.9	7.9	7.7	7.4								





Townsville Professional

Race 5: LEN AND NORMA DOWD BENCHMARK 70 Handicap - 1400m

25 October 2025 - 15:34



Track Rating: Good 4, Weather: Fine, Rail Position: True

Section		Overall				1200m	1000m	800m	600m	400m	Last 600m	
Field Times		1:21.43				1:07.89	0:56.80	0:45.35	0:34.18	0:22.89	0:34.18	
		(0:13.54)				(0:11.09)	(0:11.45)	(0:11.17)	(0:11.29)	(0:11.32)		
Rank	TAB	Horse/Jockey	Barrier	Top Speed [km/h]	Fastest Section							Distance Travelled [m]
1	4	BURRANEER BUOY	7	66.9	0:11.05	1:21.43 [1]	1:07.08 [9]	0:55.97 [7]	0:44.85 [5]	0:33.80 [5]	0:22.61 [2]	0:33.80
		Ivo Fry		200m	800m	(0:14.35)	(0:11.11)	(0:11.12)	(0:11.05)	(0:11.19)	(0:11.13)	
2	2	MOEGREEN	4	66.0	0:11.03	1:21.53 [2]	1:07.63 [4]	0:56.36 [4]	0:45.16 [4]	0:34.13 [2]	0:22.99 [1]	0:34.13
		Sean Cormack		600m	800m	(0:13.90)	(0:11.27)	(0:11.20)	(0:11.03)	(0:11.14)	(0:11.32)	-2
3	7	COLOURS OF AUTUMN	5	65.9	0:11.09	1:22.04 [3]	1:07.93 [7]	0:56.55 [8]	0:45.19 [8]	0:34.10 [8]	0:22.75 [8]	0:34.10
		Lacey Morrison		600m	800m	(0:14.11)	(0:11.38)	(0:11.36)	(0:11.09)	(0:11.35)	(0:11.25)	-2
4	5	HYDE PARK	3	65.8	0:11.11	1:22.16 [4]	1:08.14 [5]	0:56.82 [5]	0:45.52 [7]	0:34.41 [7]	0:23.07 [6]	0:34.41
		Aidan Holt		800m	800m	(0:14.02)	(0:11.32)	(0:11.30)	(0:11.11)	(0:11.34)	(0:11.34)	-5
5	3	MEDAL	9	66.9	0:11.19	1:22.38 [5]	1:08.07 [8]	0:56.80 [9]	0:45.43 [9]	0:34.24 [9]	0:22.96 [9]	0:34.24
		Chris Whiteley		600m	800m	(0:14.31)	(0:11.27)	(0:11.37)	(0:11.19)	(0:11.28)	(0:11.29)	+12
6	1	TURN BIRD	1	65.3	0:11.19	1:22.41 [6]	1:08.60 [3]	0:57.38 [3]	0:46.08 [3]	0:34.89 [4]	0:23.39 [4]	0:34.89
		Ashley Butler		800m	800m	(0:13.81)	(0:11.22)	(0:11.30)	(0:11.19)	(0:11.50)	(0:11.73)	-6
7	6	KING'S HALO	6	66.9	0:11.09	1:23.15 [7]	1:09.11 [6]	0:57.81 [5]	0:46.56 [6]	0:35.47 [6]	0:23.96 [7]	0:35.47
		Ryan Wiggins		800m	800m	(0:14.04)	(0:11.30)	(0:11.25)	(0:11.09)	(0:11.51)	(0:11.56)	-5
8	8	BRAVE AGENDA	2	66.6	0:11.07	1:23.31 [8]	1:09.75 [2]	0:58.68 [1]	0:47.23 [1]	0:35.88 [3]	0:24.27 [5]	0:35.88
		Adam Sewell		1200m	1200m	(0:13.56)	(0:11.07)	(0:11.45)	(0:11.35)	(0:11.61)	(0:11.69)	-5
9	9	CAPICELLA	8	66.4	0:11.14	1:23.46 [9]	1:09.92 [1]	0:58.78 [2]	0:47.38 [2]	0:36.21 [1]	0:24.54 [3]	0:36.21
		Graham Kliese		1200m	1200m	(0:13.54)	(0:11.14)	(0:11.40)	(0:11.17)	(0:11.67)	(0:11.87)	-5



Townsville Professional

Race 5: LEN AND NORMA DOWD BENCHMARK 70 Handicap - 1400m

25 October 2025 - 15:34



Track Rating: Good 4, Weather: Fine, Rail Position: True

Section		200m				Last 600m		
Field Times		0:11.57 (0:11.57)				0:34.18		
Rank	TAB	Horse/Jockey	Barrier	Top Speed [km/h]	Fastest Section	Margin		Distance Travelled [m]
1	4	BURRANEER BUOY	7	66.9	0:11.05	0:11.48 [2]	1:21.43	0:33.80
		Ivo Fry		200m	800m	(0:11.48)		
2	2	MOEGREEN	4	66.0	0:11.03	0:11.67 [1]	0.5L	0:34.13 -2
		Sean Cormack		600m	800m	(0:11.67)		
3	7	COLOURS OF AUTUMN	5	65.9	0:11.09	0:11.50 [4]	1.25L	0:34.10 -2
		Lacey Morrison		600m	800m	(0:11.50)		
4	5	HYDE PARK	3	65.8	0:11.11	0:11.73 [3]	2L	0:34.41 -5
		Aidan Holt		800m	800m	(0:11.73)		
5	3	MEDAL	9	66.9	0:11.19	0:11.67 [5]	3.75L	0:34.24 +12
		Chris Whiteley		600m	800m	(0:11.67)		
6	1	TURN BIRD	1	65.3	0:11.19	0:11.66 [8]	4.15L	0:34.89 -6
		Ashley Butler		800m	800m	(0:11.66)		
7	6	KING'S HALO	6	66.9	0:11.09	0:12.40 [7]	7.65L	0:35.47 -5
		Ryan Wiggins		800m	800m	(0:12.40)		
8	8	BRAVE AGENDA	2	66.6	0:11.07	0:12.58 [6]	9.65L	0:35.88 -5
		Adam Sewell		1200m	1200m	(0:12.58)		
9	9	CAPICELLA	8	66.4	0:11.14	0:12.67 [9]	11.65L	0:36.21 -5
		Graham Kliese		1200m	1200m	(0:12.67)		



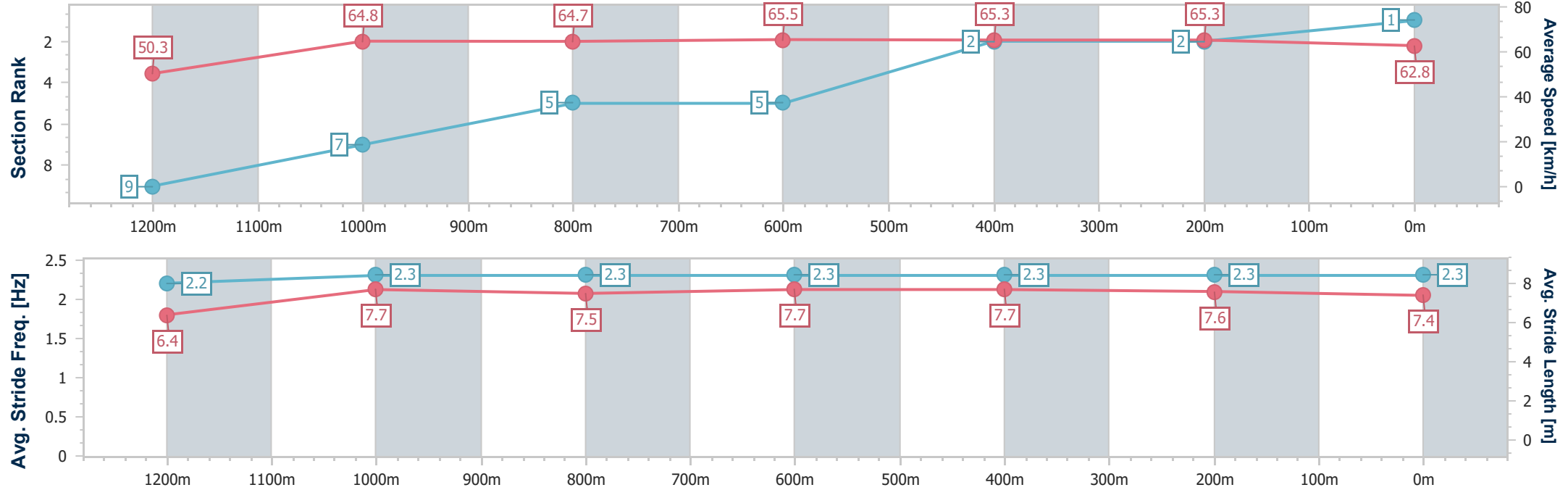
Horse/Jockey Name	Burraneer Buoy
Final Rank	1
Fastest Section Time (Section)	0:11.05 (800m)
Top Speed [km/h] (Section)	66.9 (200m)
Race State	Finished



TownsvilleProfessional
Race 5: LEN AND NORMA DOWD BENCHMARK 70 Handicap - 1400m
25 October 2025 - 15:34
Track Rating: Good 4, Weather: Fine, Rail Position: True



Section	Overall	1200m	1000m	800m	600m	400m	200m						
Section Times	1:21.43 [1] (0:14.35)	1:07.08 [9] (0:11.11)	0:55.97 [7] (0:11.12)	0:44.85 [5] (0:11.05)	0:33.80 [5] (0:11.19)	0:22.61 [2] (0:11.13)	0:11.48 [2] (0:11.48)						
Average Speed [km/h]	50.3	64.8	64.7	65.5	65.3	65.3	62.8						
Top Speed [km/h]	64.9	65.9	65.5	66.4	66.5	66.6	66.9						
Avg. Dist. to Rail [m]	5.2	0.4	1.0	0.7	3.2	6.3	7.0						
Avg. Stride Freq. [Hz]	2.2	2.3	2.3	2.3	2.3	2.3	2.3						
Avg. Stride Length [m]	6.4	7.7	7.5	7.7	7.7	7.6	7.4						





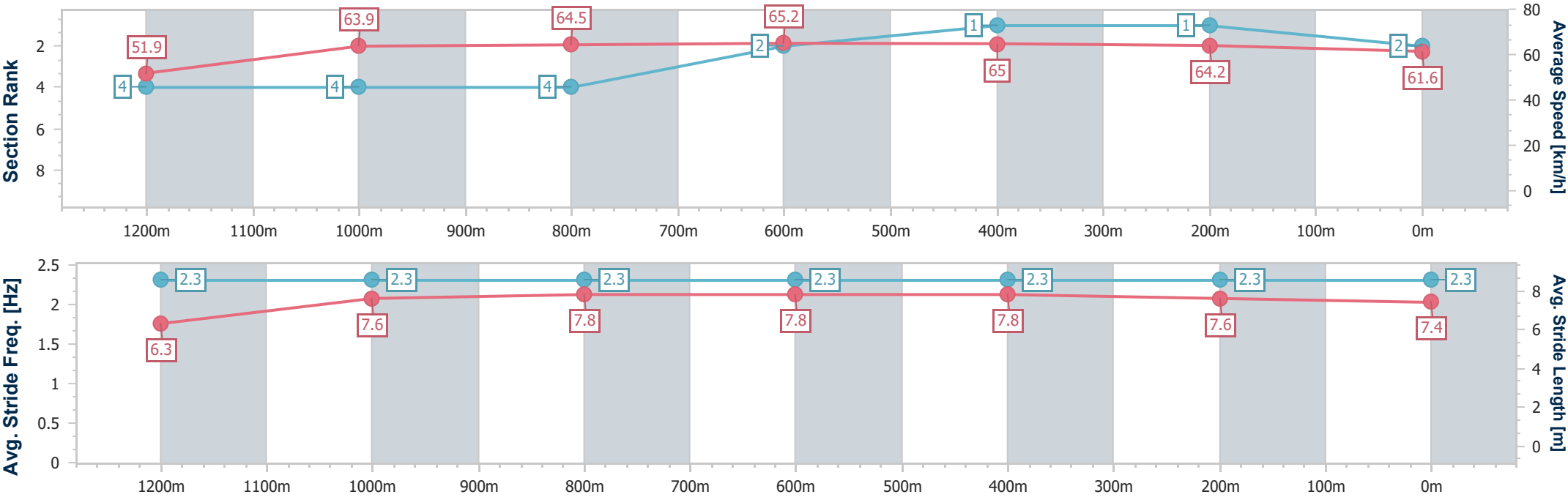
Horse/Jockey Name	Moegreen
Final Rank	2
Fastest Section Time (Section)	0:11.03 (800m)
Top Speed [km/h] (Section)	66.0 (600m)
Race State	Finished



TownsvilleProfessional
Race 5: LEN AND NORMA DOWD BENCHMARK 70 Handicap - 1400m
25 October 2025 - 15:34
Track Rating: Good 4, Weather: Fine, Rail Position: True



Section	Overall	1200m	1000m	800m	600m	400m	200m						
Section Times	1:21.53 [2] (0:13.90)	1:07.63 [4] (0:11.27)	0:56.36 [4] (0:11.20)	0:45.16 [4] (0:11.03)	0:34.13 [2] (0:11.14)	0:22.99 [1] (0:11.32)	0:11.67 [1] (0:11.67)						
Average Speed [km/h]	51.9	63.9	64.5	65.2	65.0	64.2	61.6						
Top Speed [km/h]	63.1	64.9	65.3	65.9	66.0	65.3	64.1						
Avg. Dist. to Rail [m]	4.9	1.7	0.7	0.3	1.4	4.8	6.3						
Avg. Stride Freq. [Hz]	2.3	2.3	2.3	2.3	2.3	2.3	2.3						
Avg. Stride Length [m]	6.3	7.6	7.8	7.8	7.8	7.6	7.4						





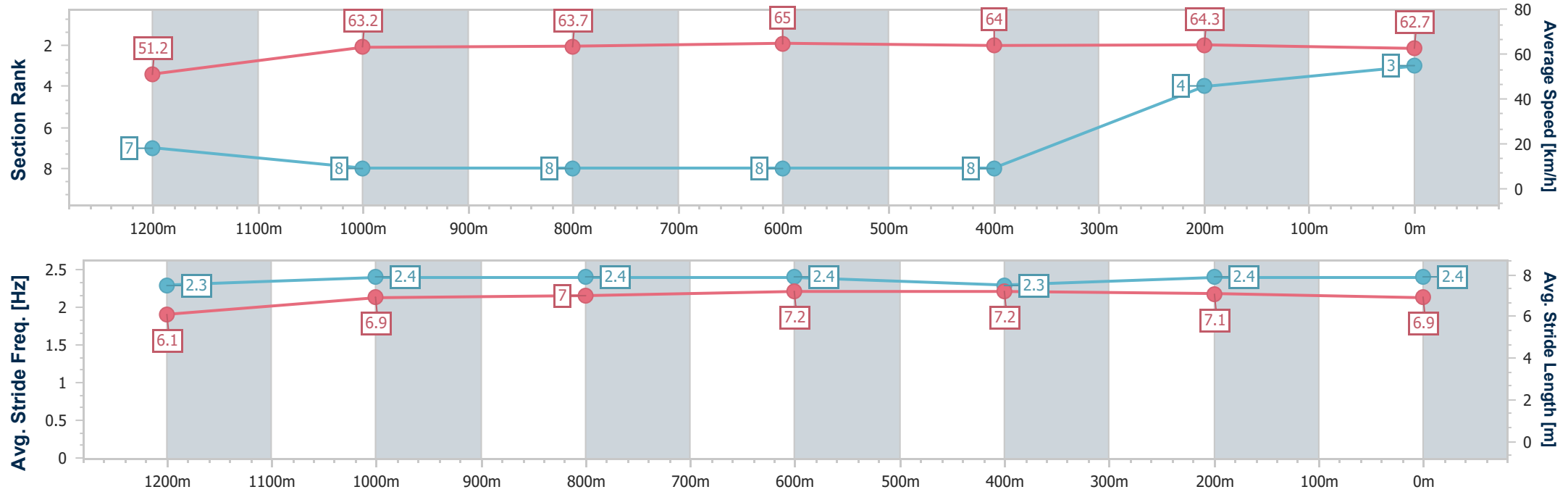
Horse/Jockey Name	Colours Of Autumn
Final Rank	3
Fastest Section Time (Section)	0:11.09 (800m)
Top Speed [km/h] (Section)	65.9 (600m)
Race State	Finished



TownsvilleProfessional
Race 5: LEN AND NORMA DOWD BENCHMARK 70 Handicap - 1400m
25 October 2025 - 15:34
Track Rating: Good 4, Weather: Fine, Rail Position: True



Section	Overall	1200m	1000m	800m	600m	400m	200m						
Section Times	1:22.04 [3] (0:14.11)	1:07.93 [7] (0:11.38)	0:56.55 [8] (0:11.36)	0:45.19 [8] (0:11.09)	0:34.10 [8] (0:11.35)	0:22.75 [8] (0:11.25)	0:11.50 [4] (0:11.50)						
Average Speed [km/h]	51.2	63.2	63.7	65.0	64.0	64.3	62.7						
Top Speed [km/h]	63.3	65.2	65.1	65.7	65.9	65.1	64.2						
Avg. Dist. to Rail [m]	5.7	1.2	0.8	0.1	1.9	5.1	7.7						
Avg. Stride Freq. [Hz]	2.3	2.4	2.4	2.4	2.3	2.4	2.4						
Avg. Stride Length [m]	6.1	6.9	7.0	7.2	7.2	7.1	6.9						





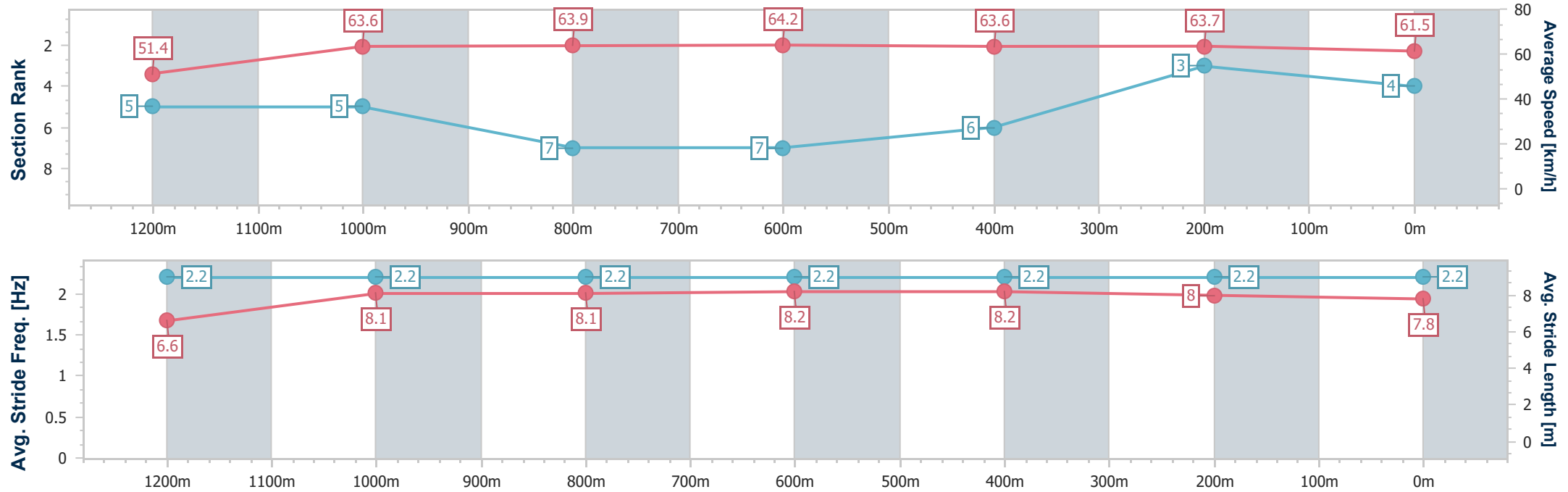
Horse/Jockey Name	Hyde Park
Final Rank	4
Fastest Section Time (Section)	0:11.11 (800m)
Top Speed [km/h] (Section)	65.8 (800m)
Race State	Finished



TownsvilleProfessional
Race 5: LEN AND NORMA DOWD BENCHMARK 70 Handicap - 1400m
25 October 2025 - 15:34
Track Rating: Good 4, Weather: Fine, Rail Position: True



Section	Overall	1200m	1000m	800m	600m	400m	200m						
Section Times	1:22.16 [4] (0:14.02)	1:08.14 [5] (0:11.32)	0:56.82 [5] (0:11.30)	0:45.52 [7] (0:11.11)	0:34.41 [7] (0:11.34)	0:23.07 [6] (0:11.34)	0:11.73 [3] (0:11.73)						
Average Speed [km/h]	51.4	63.6	63.9	64.2	63.6	63.7	61.5						
Top Speed [km/h]	63.0	65.1	65.1	65.8	64.8	65.0	63.2						
Avg. Dist. to Rail [m]	3.6	1.2	0.7	1.4	1.0	3.7	4.3						
Avg. Stride Freq. [Hz]	2.2	2.2	2.2	2.2	2.2	2.2	2.2						
Avg. Stride Length [m]	6.6	8.1	8.1	8.2	8.2	8.0	7.8						





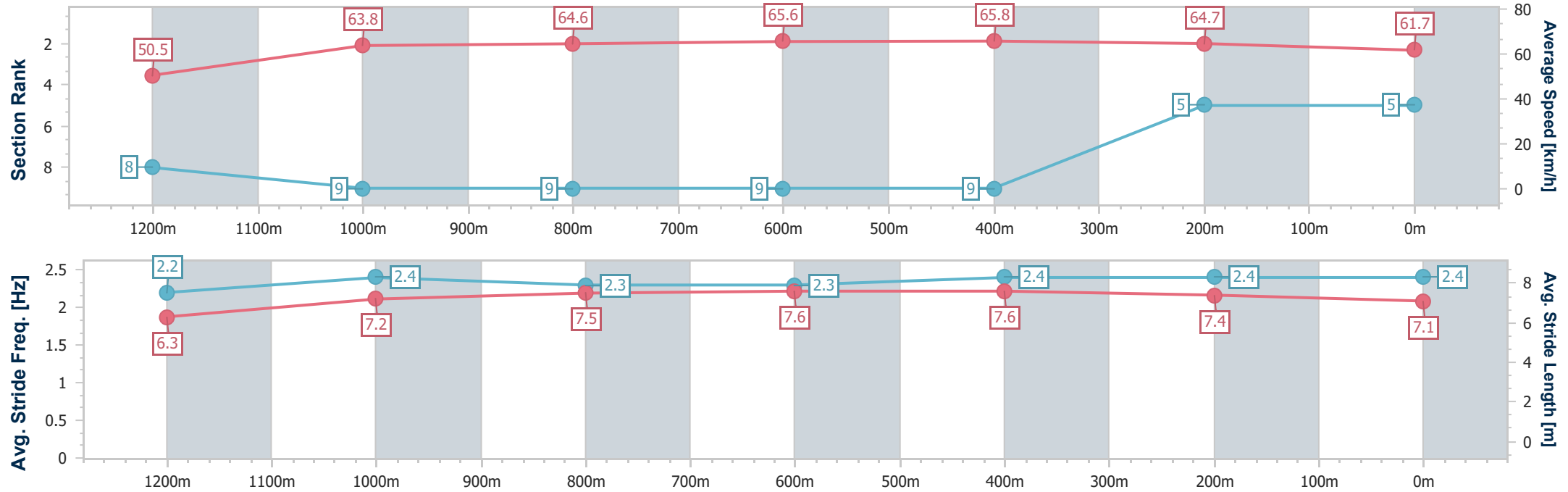
Horse/Jockey Name	Medal
Final Rank	5
Fastest Section Time (Section)	0:11.19 (800m)
Top Speed [km/h] (Section)	66.9 (600m)
Race State	Finished



TownsvilleProfessional
Race 5: LEN AND NORMA DOWD BENCHMARK 70 Handicap - 1400m
25 October 2025 - 15:34
Track Rating: Good 4, Weather: Fine, Rail Position: True



Section	Overall	1200m	1000m	800m	600m	400m	200m						
Section Times	1:22.38 [5] (0:14.31)	1:08.07 [8] (0:11.27)	0:56.80 [9] (0:11.37)	0:45.43 [9] (0:11.19)	0:34.24 [9] (0:11.28)	0:22.96 [9] (0:11.29)	0:11.67 [5] (0:11.67)						
Average Speed [km/h]	50.5	63.8	64.6	65.6	65.8	64.7	61.7						
Top Speed [km/h]	62.5	65.9	65.8	66.3	66.9	66.1	63.6						
Avg. Dist. to Rail [m]	8.2	1.8	3.8	4.1	6.4	9.1	10.0						
Avg. Stride Freq. [Hz]	2.2	2.4	2.3	2.3	2.4	2.4	2.4						
Avg. Stride Length [m]	6.3	7.2	7.5	7.6	7.6	7.4	7.1						





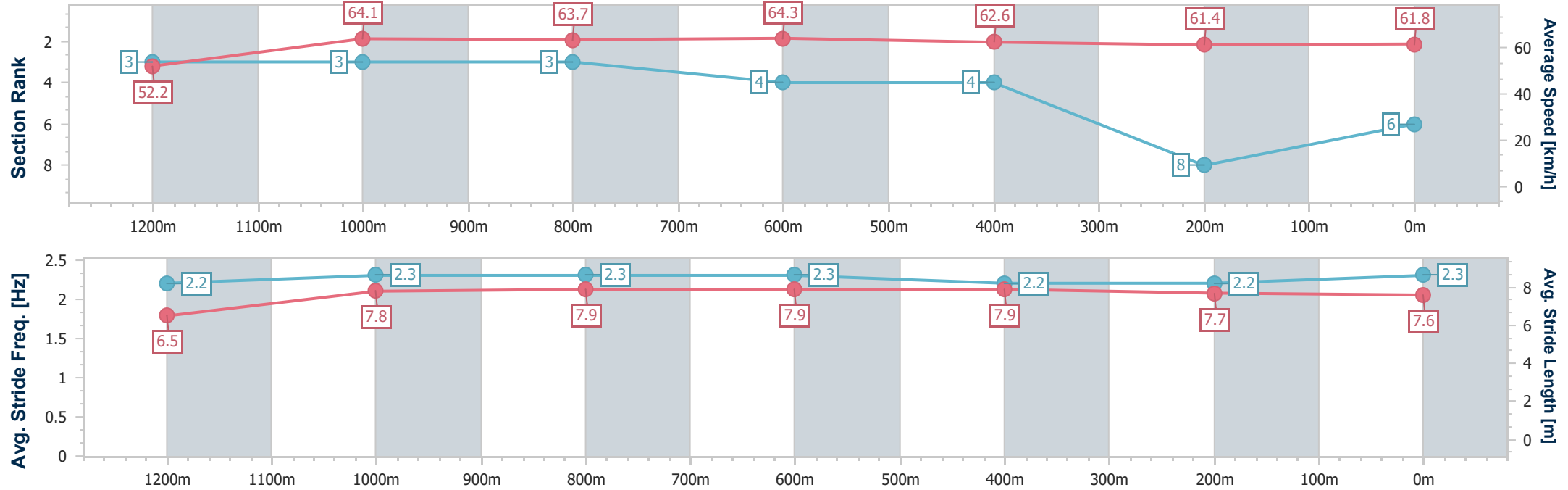
Horse/Jockey Name	Turn Bird
Final Rank	6
Fastest Section Time (Section)	0:11.19 (800m)
Top Speed [km/h] (Section)	65.3 (800m)
Race State	Finished



TownsvilleProfessional
Race 5: LEN AND NORMA DOWD BENCHMARK 70 Handicap - 1400m
25 October 2025 - 15:34
Track Rating: Good 4, Weather: Fine, Rail Position: True



Section	Overall	1200m	1000m	800m	600m	400m	200m						
Section Times	1:22.41 [6] (0:13.81)	1:08.60 [3] (0:11.22)	0:57.38 [3] (0:11.30)	0:46.08 [3] (0:11.19)	0:34.89 [4] (0:11.50)	0:23.39 [4] (0:11.73)	0:11.66 [8] (0:11.66)						
Average Speed [km/h]	52.2	64.1	63.7	64.3	62.6	61.4	61.8						
Top Speed [km/h]	63.8	65.1	64.6	65.3	64.1	62.4	63.0						
Avg. Dist. to Rail [m]	3.0	1.0	0.6	0.9	0.6	1.2	3.0						
Avg. Stride Freq. [Hz]	2.2	2.3	2.3	2.3	2.2	2.2	2.3						
Avg. Stride Length [m]	6.5	7.8	7.9	7.9	7.9	7.7	7.6						





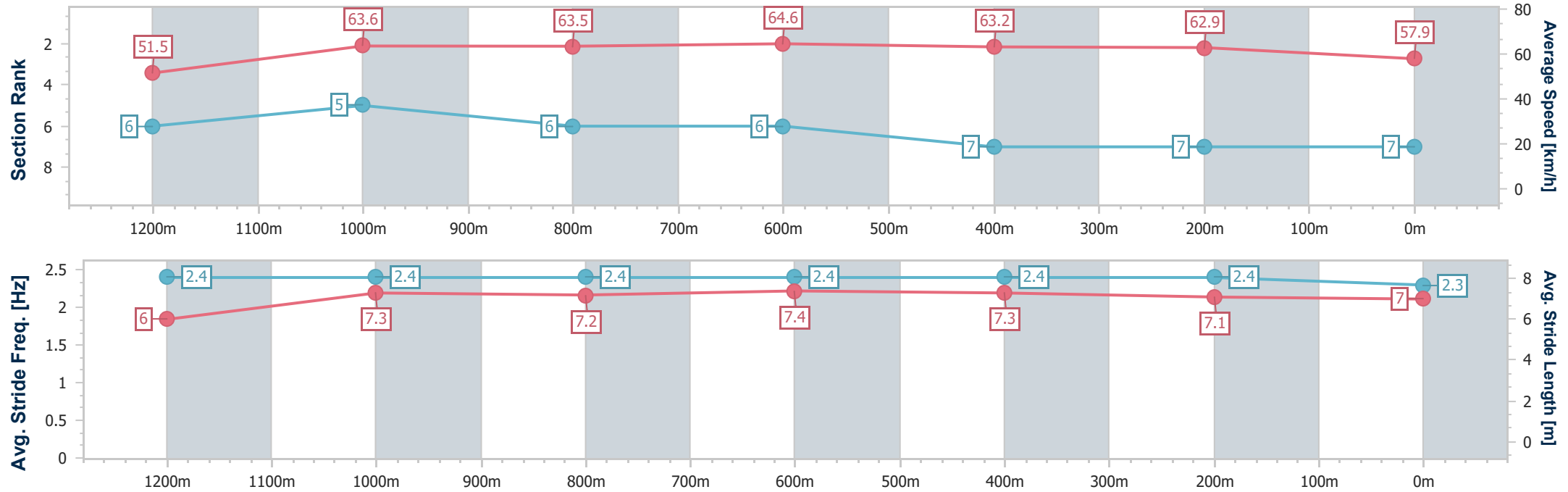
Horse/Jockey Name	King's Halo
Final Rank	7
Fastest Section Time (Section)	0:11.09 (800m)
Top Speed [km/h] (Section)	66.9 (800m)
Race State	Finished



TownsvilleProfessional
Race 5: LEN AND NORMA DOWD BENCHMARK 70 Handicap - 1400m
25 October 2025 - 15:34
Track Rating: Good 4, Weather: Fine, Rail Position: True



Section	Overall	1200m	1000m	800m	600m	400m	200m						
Section Times	1:23.15 [7] (0:14.04)	1:09.11 [6] (0:11.30)	0:57.81 [5] (0:11.25)	0:46.56 [6] (0:11.09)	0:35.47 [6] (0:11.51)	0:23.96 [7] (0:11.56)	0:12.40 [7] (0:12.40)						
Average Speed [km/h]	51.5	63.6	63.5	64.6	63.2	62.9	57.9						
Top Speed [km/h]	64.5	65.5	66.0	66.9	66.2	64.1	61.3						
Avg. Dist. to Rail [m]	7.4	0.4	1.3	1.5	2.2	5.2	5.1						
Avg. Stride Freq. [Hz]	2.4	2.4	2.4	2.4	2.4	2.4	2.3						
Avg. Stride Length [m]	6.0	7.3	7.2	7.4	7.3	7.1	7.0						





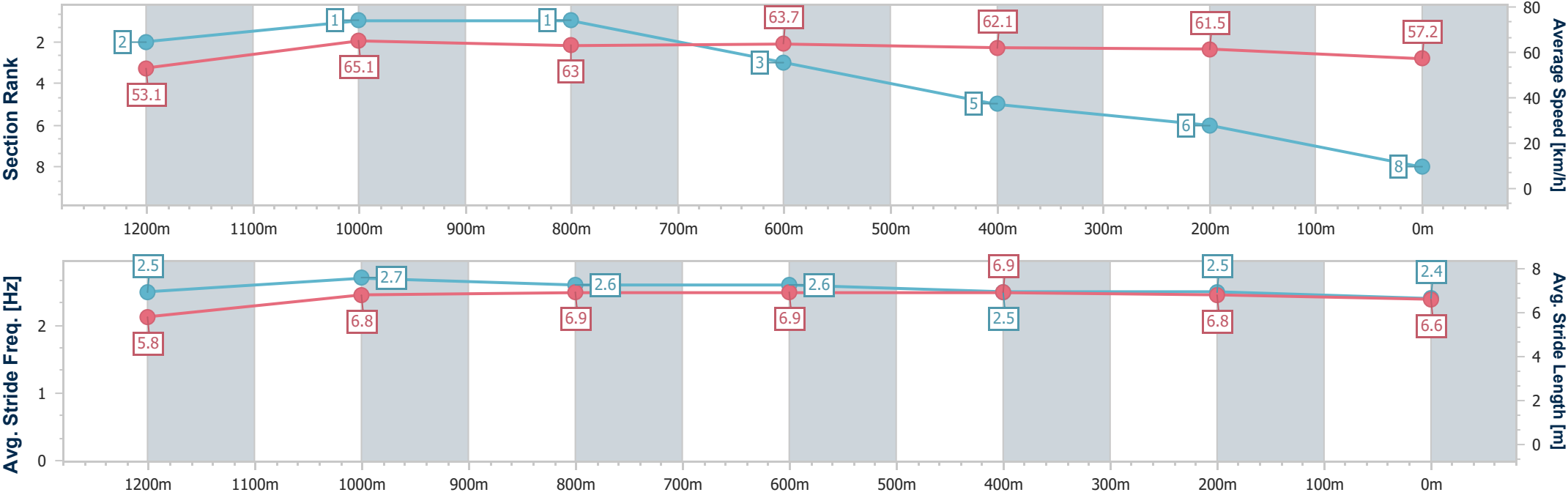
Horse/Jockey Name	Brave Agenda
Final Rank	8
Fastest Section Time (Section)	0:11.07 (1200m)
Top Speed [km/h] (Section)	66.6 (1200m)
Race State	Finished



TownsvilleProfessional
Race 5: LEN AND NORMA DOWD BENCHMARK 70 Handicap - 1400m
25 October 2025 - 15:34
Track Rating: Good 4, Weather: Fine, Rail Position: True



Section	Overall	1200m	1000m	800m	600m	400m	200m						
Section Times	1:23.31 [8] (0:13.56)	1:09.75 [2] (0:11.07)	0:58.68 [1] (0:11.45)	0:47.23 [1] (0:11.35)	0:35.88 [3] (0:11.61)	0:24.27 [5] (0:11.69)	0:12.58 [6] (0:12.58)						
Average Speed [km/h]	53.1	65.1	63.0	63.7	62.1	61.5	57.2						
Top Speed [km/h]	65.8	66.6	64.4	65.3	63.6	62.5	60.4						
Avg. Dist. to Rail [m]	4.9	1.2	1.0	0.6	0.4	0.5	0.9						
Avg. Stride Freq. [Hz]	2.5	2.7	2.6	2.6	2.5	2.5	2.4						
Avg. Stride Length [m]	5.8	6.8	6.9	6.9	6.9	6.8	6.6						





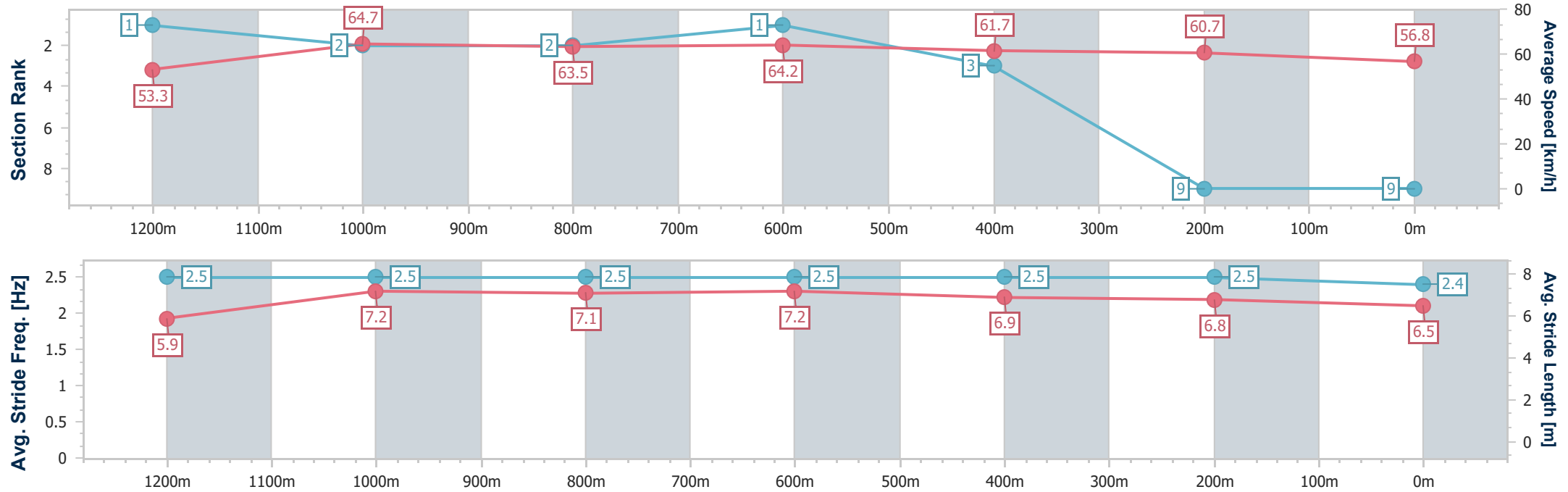
Horse/Jockey Name	Capicella
Final Rank	9
Fastest Section Time (Section)	0:11.14 (1200m)
Top Speed [km/h] (Section)	66.4 (1200m)
Race State	Finished



TownsvilleProfessional
Race 5: LEN AND NORMA DOWD BENCHMARK 70 Handicap - 1400m
25 October 2025 - 15:34
Track Rating: Good 4, Weather: Fine, Rail Position: True



Section	Overall	1200m	1000m	800m	600m	400m	200m						
Section Times	1:23.46 [9] (0:13.54)	1:09.92 [1] (0:11.14)	0:58.78 [2] (0:11.40)	0:47.38 [2] (0:11.17)	0:36.21 [1] (0:11.67)	0:24.54 [3] (0:11.87)	0:12.67 [9] (0:12.67)						
Average Speed [km/h]	53.3	64.7	63.5	64.2	61.7	60.7	56.8						
Top Speed [km/h]	66.2	66.4	65.0	65.1	63.4	61.9	59.8						
Avg. Dist. to Rail [m]	9.8	3.0	1.4	0.6	0.5	0.9	3.4						
Avg. Stride Freq. [Hz]	2.5	2.5	2.5	2.5	2.5	2.5	2.4						
Avg. Stride Length [m]	5.9	7.2	7.1	7.2	6.9	6.8	6.5						





TownsvilleProfessional
Race 6: LADBROKES PALLARENDA STAKES QTIS Two-Year-Old Maiden
Plate - 1000m
25 October 2025 - 16:18



Track Rating: Good 4, Weather: Fine, Rail Position: True

Section						Overall	800m	600m	400m	200m			Last 600m
Field Times						0:57.50 (0:12.92)	0:44.58 (0:10.15)	0:34.43 (0:10.91)	0:23.52 (0:11.40)	0:12.12 (0:12.12)			0:34.43
Rank	TAB	Horse/Jockey	Barrier	Top Speed [km/h]	Fastest Section						Margin		Distance Travelled [m]
1	1	BETTER BLITZEM	5	70.6	0:10.15	0:57.50 [1]	0:44.58 [1]	0:34.43 [1]	0:23.51 [2]	0:12.12 [1]	0:57.50	0:34.43	
		Aidan Holt		Overall	800m	(0:12.92)	(0:10.15)	(0:10.92)	(0:11.39)	(0:12.12)			
2	6	ALBERTA BOUND	8	69.8	0:10.21	0:57.92 [2]	0:44.95 [2]	0:34.74 [4]	0:23.94 [1]	0:12.40 [2]	2.45L	0:34.74	+5
		Nathan Thomas		Overall	800m	(0:12.97)	(0:10.21)	(0:10.80)	(0:11.54)	(0:12.40)			
3	8	STYLISH DIAMOND	6	70.6	0:10.16	0:58.30 [3]	0:45.28 [4]	0:35.12 [4]	0:24.06 [4]	0:12.44 [3]	4.71L	0:35.12	+1
		Adam Sewell		800m	800m	(0:13.02)	(0:10.16)	(0:11.06)	(0:11.62)	(0:12.44)			
4	3	BOOMIOUS	7	68.4	0:10.27	0:58.39 [4]	0:44.76 [10]	0:34.49 [9]	0:23.67 [8]	0:12.01 [6]	5.22L	0:34.49	-5
		Micheal McDonald		800m	800m	(0:13.63)	(0:10.27)	(0:10.82)	(0:11.66)	(0:12.01)			
5	10	STABLE INVESTMENT	1	70.2	0:10.05	0:59.31 [5]	0:46.24 [5]	0:36.19 [3]	0:24.94 [5]	0:12.93 [5]	10.62L	0:36.19	-5
		Lacey Morrison		800m	800m	(0:13.07)	(0:10.05)	(0:11.25)	(0:12.01)	(0:12.93)			
6	5	GOLDEN GLAZE	9	68.4	0:10.45	0:59.34 [6]	0:45.70 [11]	0:35.25 [10]	0:24.16 [10]	0:12.22 [10]	10.83L	0:35.25	+3
		Sean Cormack		800m	800m	(0:13.64)	(0:10.45)	(0:11.09)	(0:11.94)	(0:12.22)			
7	12	MERSEY LASS	12	67.0	0:10.38	0:59.48 [7]	0:46.03 [8]	0:35.65 [7]	0:24.80 [7]	0:12.60 [8]	11.64L	0:35.65	+0
		Wanderson D'Avila		800m	800m	(0:13.45)	(0:10.38)	(0:10.85)	(0:12.20)	(0:12.60)			
8	13	RADIANT POWER	3	66.6	0:10.46	0:59.68 [8]	0:46.27 [7]	0:35.81 [8]	0:24.81 [9]	0:12.66 [9]	12.83L	0:35.81	-2
		Isabella Teh		800m	800m	(0:13.41)	(0:10.46)	(0:11.00)	(0:12.15)	(0:12.66)			
9	4	DUB STEPPING	2	71.3	0:09.98	0:59.92 [9]	0:46.80 [6]	0:36.82 [2]	0:25.74 [3]	0:13.77 [4]	14.21L	0:36.82	-2
		Ivo Fry		800m	800m	(0:13.12)	(0:09.98)	(0:11.08)	(0:11.97)	(0:13.77)			
10	9	PERSEFONO	4	70.2	0:10.29	1:00.20 [10]	0:47.18 [3]	0:36.89 [6]	0:25.67 [6]	0:13.44 [7]	15.87L	0:36.89	+1
		Jason Taylor		Overall	800m	(0:13.02)	(0:10.29)	(0:11.22)	(0:12.23)	(0:13.44)			

Scratched: Bowdene (#2)

Report Created: Sat 25 October 2025 17:06 GMT+1 (Note: Timing is based on position data)

Page 1/14

[] Ranking at each section and finish
-:-:- No data available at this section
NA No data available

SCN Saddle cloth number
DNF Did not finish
DNT Did not track

data processed by  TRIPLESDATA



Townsville Professional
Race 6: LADBROKES PALLARENDA STAKES QTIS Two-Year-Old Maiden
Plate - 1000m
25 October 2025 - 16:18



Track Rating: Good 4, Weather: Fine, Rail Position: True

Section						Overall	800m	600m	400m	200m	Last 600m		
Field Times						0:57.50 (0:12.92)	0:44.58 (0:10.15)	0:34.43 (0:10.91)	0:23.52 (0:11.40)	0:12.12 (0:12.12)	0:34.43		
Rank	TAB	Horse/Jockey	Barrier	Top Speed [km/h]	Fastest Section						Margin		
11	11	DIOSA AFRODITA	11	67.7	0:10.51	1:00.50 [11]	0:46.91 [9]	0:36.40 [11]	0:25.28 [11]	0:13.16 [11]	17.67L	0:36.40	+7
		Lauren Guernier		800m	800m	(0:13.59)	(0:10.51)	(0:11.12)	(0:12.12)	(0:13.16)			
12	7	MISS SO AND SO	10	66.6	0:10.67	1:00.57 [12]	0:46.83 [12]	0:36.16 [12]	0:25.00 [12]	0:13.10 [12]	18.05L	0:36.16	+4
		Raul Silvera Olivera		800m	800m	(0:13.74)	(0:10.67)	(0:11.16)	(0:11.90)	(0:13.10)			

Scratched: Bowdene (#2)



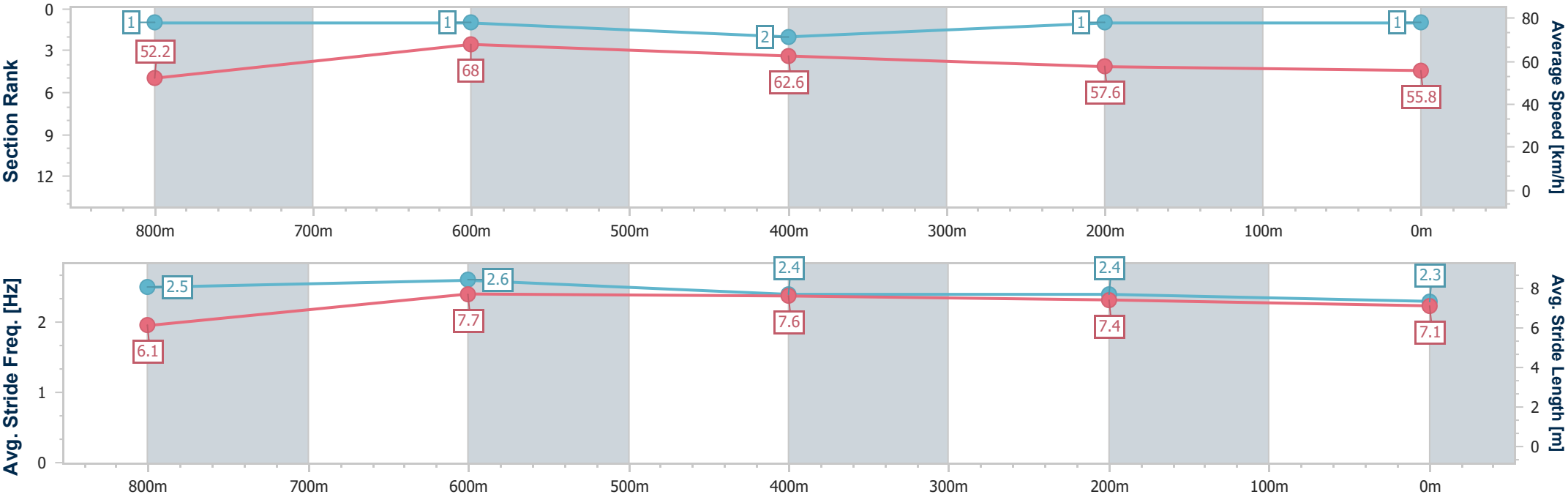
Horse/Jockey Name	Better Blitzem
Final Rank	1
Fastest Section Time (Section)	0:10.15 (800m)
Top Speed [km/h] (Section)	70.6 (Overall)
Race State	Finished



TownsvilleProfessional
Race 6: LADBROKES PALLARENDA STAKES QTIS Two-Year-
Old Maiden Plate - 1000m
25 October 2025 - 16:18
Track Rating: Good 4, Weather: Fine, Rail Position: True



Section	Overall	800m	600m	400m	200m									
Section Times	0:57.50 [1] (0:12.92)	0:44.58 [1] (0:10.15)	0:34.43 [1] (0:10.92)	0:23.51 [2] (0:11.39)	0:12.12 [1] (0:12.12)									
Average Speed [km/h]	52.2	68.0	62.6	57.6	55.8									
Top Speed [km/h]	70.6	70.6	64.8	61.2	58.3									
Avg. Dist. to Rail [m]	6.4	3.3	1.4	0.6	0.7									
Avg. Stride Freq. [Hz]	2.5	2.6	2.4	2.4	2.3									
Avg. Stride Length [m]	6.1	7.7	7.6	7.4	7.1									





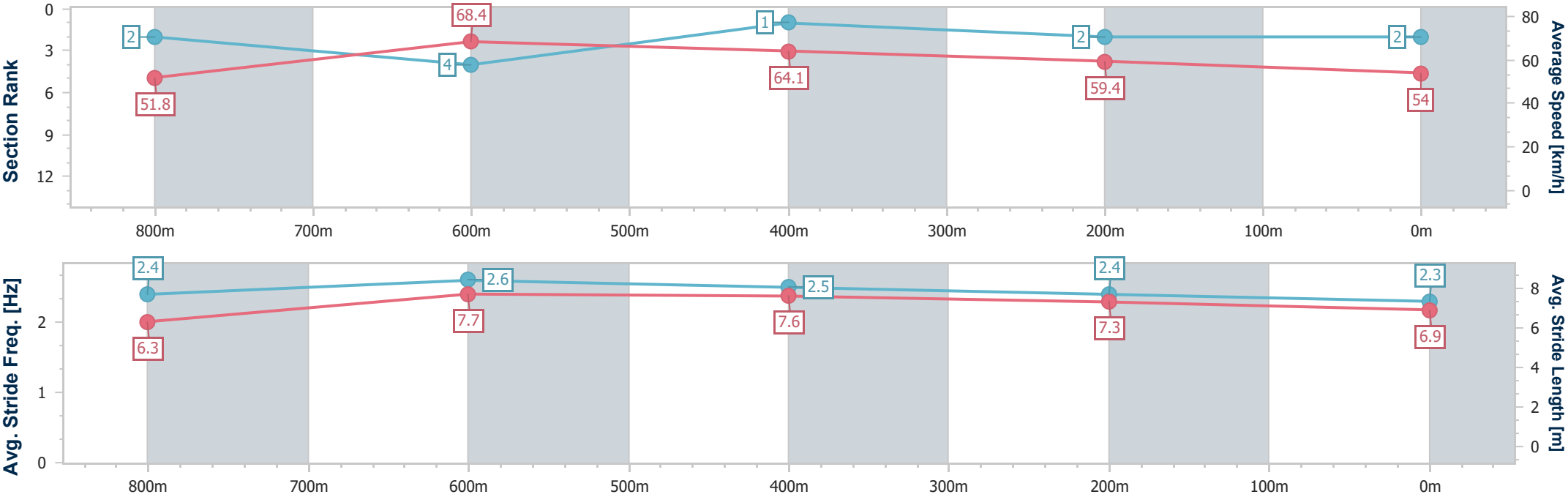
Horse/Jockey Name	Alberta Bound
Final Rank	2
Fastest Section Time (Section)	0:10.21 (800m)
Top Speed [km/h] (Section)	69.8 (Overall)
Race State	Finished



TownsvilleProfessional
Race 6: LADBROKES PALLARENDA STAKES QTIS Two-Year-
Old Maiden Plate - 1000m
25 October 2025 - 16:18
Track Rating: Good 4, Weather: Fine, Rail Position: True



Section	Overall	800m	600m	400m	200m									
Section Times	0:57.92 [2] (0:12.97)	0:44.95 [2] (0:10.21)	0:34.74 [4] (0:10.80)	0:23.94 [1] (0:11.54)	0:12.40 [2] (0:12.40)									
Average Speed [km/h]	51.8	68.4	64.1	59.4	54.0									
Top Speed [km/h]	69.8	69.8	66.2	62.3	57.2									
Avg. Dist. to Rail [m]	9.2	5.4	3.1	3.8	3.8									
Avg. Stride Freq. [Hz]	2.4	2.6	2.5	2.4	2.3									
Avg. Stride Length [m]	6.3	7.7	7.6	7.3	6.9									





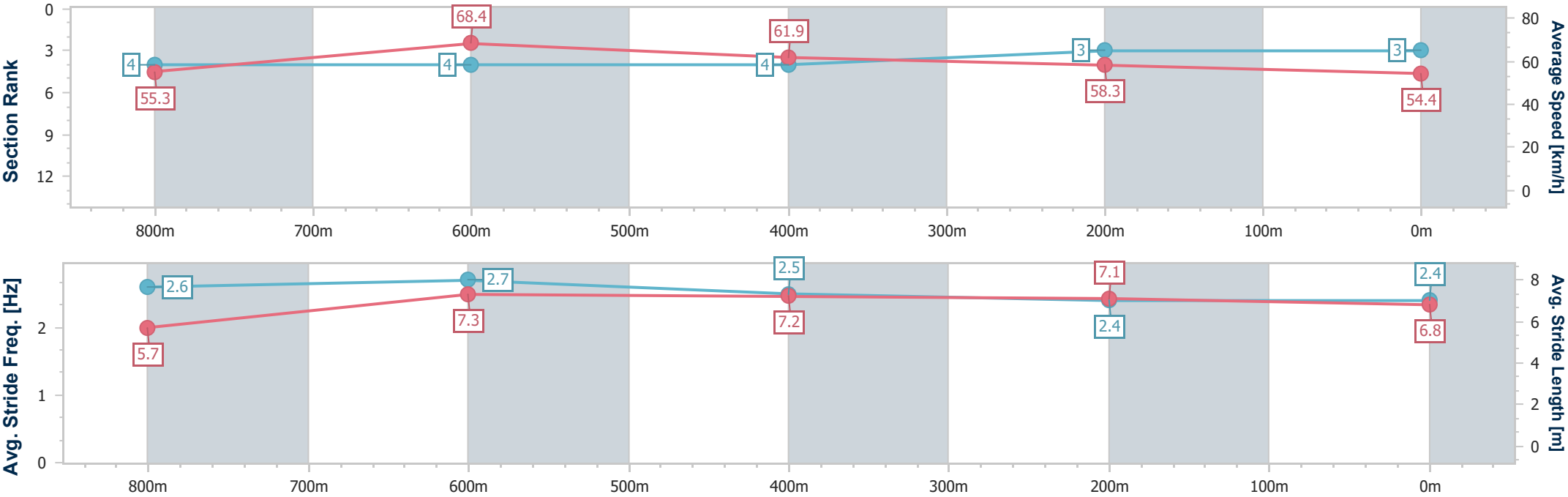
Horse/Jockey Name	Stylish Diamond
Final Rank	3
Fastest Section Time (Section)	0:10.16 (800m)
Top Speed [km/h] (Section)	70.6 (800m)
Race State	Finished



TownsvilleProfessional
Race 6: LADBROKES PALLARENDA STAKES QTIS Two-Year-
Old Maiden Plate - 1000m
25 October 2025 - 16:18
Track Rating: Good 4, Weather: Fine, Rail Position: True



Section	Overall	800m	600m	400m	200m										
Section Times	0:58.30 [3] (0:13.02)	0:45.28 [4] (0:10.16)	0:35.12 [4] (0:11.06)	0:24.06 [4] (0:11.62)	0:12.44 [3] (0:12.44)										
Average Speed [km/h]	55.3	68.4	61.9	58.3	54.4										
Top Speed [km/h]	70.2	70.6	66.2	61.6	57.6										
Avg. Dist. to Rail [m]	7.3	4.3	1.5	2.8	4.8										
Avg. Stride Freq. [Hz]	2.6	2.7	2.5	2.4	2.4										
Avg. Stride Length [m]	5.7	7.3	7.2	7.1	6.8										





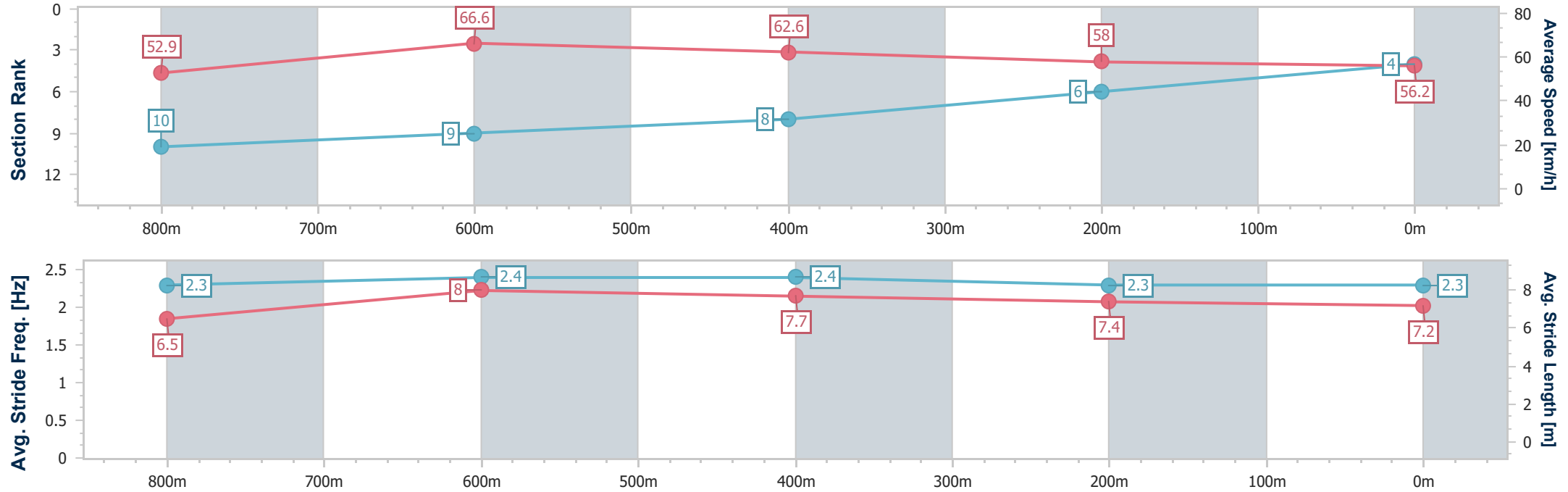
Horse/Jockey Name	Boomious
Final Rank	4
Fastest Section Time (Section)	0:10.27 (800m)
Top Speed [km/h] (Section)	68.4 (800m)
Race State	Finished



TownsvilleProfessional
Race 6: LADBROKES PALLARENDA STAKES QTIS Two-Year-
Old Maiden Plate - 1000m
25 October 2025 - 16:18
Track Rating: Good 4, Weather: Fine, Rail Position: True



Section	Overall	800m	600m	400m	200m										
Section Times	0:58.39 [4] (0:13.63)	0:44.76 [10] (0:10.27)	0:34.49 [9] (0:10.82)	0:23.67 [8] (0:11.66)	0:12.01 [6] (0:12.01)										
Average Speed [km/h]	52.9	66.6	62.6	58.0	56.2										
Top Speed [km/h]	66.2	68.4	66.2	59.4	58.3										
Avg. Dist. to Rail [m]	6.1	0.7	0.5	0.4	1.3										
Avg. Stride Freq. [Hz]	2.3	2.4	2.4	2.3	2.3										
Avg. Stride Length [m]	6.5	8.0	7.7	7.4	7.2										



[] Ranking at each section and finish
-.-.- No data available at this section
NA No data available



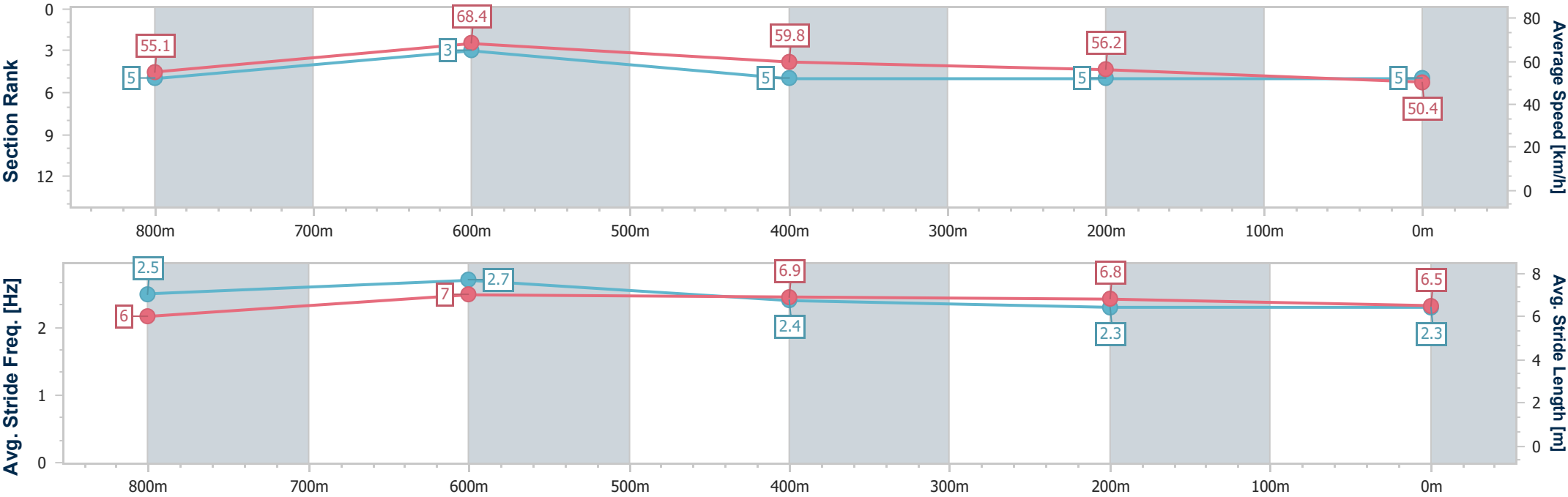
Horse/Jockey Name	Stable Investment
Final Rank	5
Fastest Section Time (Section)	0:10.05 (800m)
Top Speed [km/h] (Section)	70.2 (800m)
Race State	Finished



TownsvilleProfessional
Race 6: LADBROKES PALLARENDA STAKES QTIS Two-Year-
Old Maiden Plate - 1000m
25 October 2025 - 16:18
Track Rating: Good 4, Weather: Fine, Rail Position: True



Section	Overall	800m	600m	400m	200m										
Section Times	0:59.31 [5] (0:13.07)	0:46.24 [5] (0:10.05)	0:36.19 [3] (0:11.25)	0:24.94 [5] (0:12.01)	0:12.93 [5] (0:12.93)										
Average Speed [km/h]	55.1	68.4	59.8	56.2	50.4										
Top Speed [km/h]	69.1	70.2	65.2	57.6	56.2										
Avg. Dist. to Rail [m]	2.5	1.0	1.4	1.2	2.4										
Avg. Stride Freq. [Hz]	2.5	2.7	2.4	2.3	2.3										
Avg. Stride Length [m]	6.0	7.0	6.9	6.8	6.5										





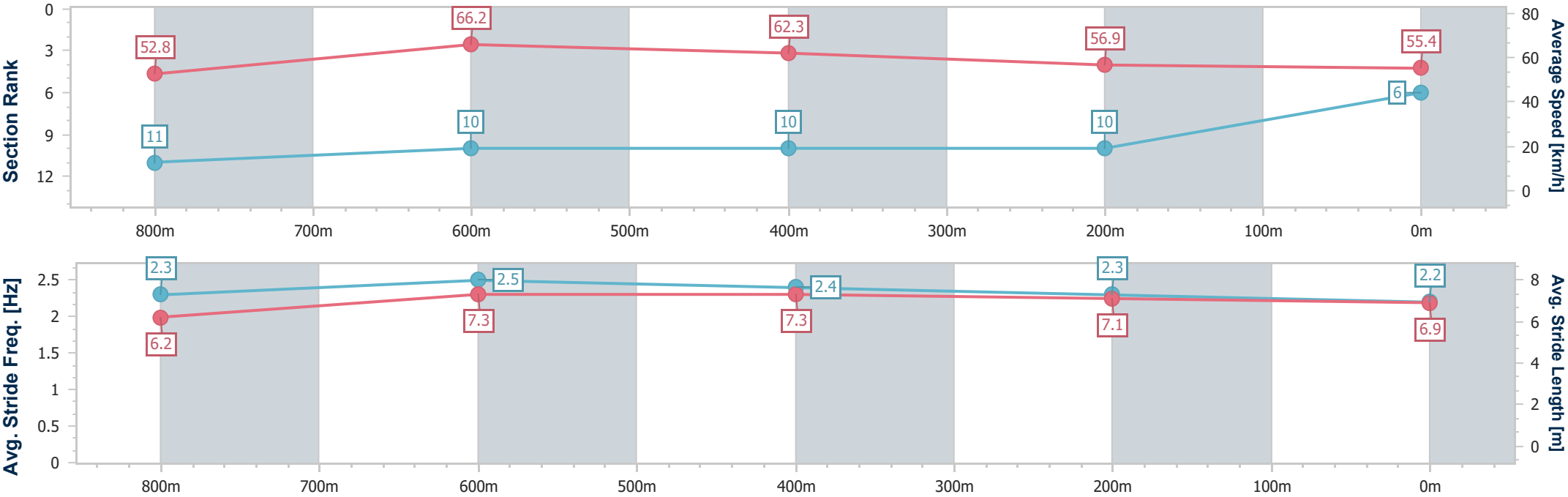
Horse/Jockey Name	Golden Glaze
Final Rank	6
Fastest Section Time (Section)	0:10.45 (800m)
Top Speed [km/h] (Section)	68.4 (800m)
Race State	Finished



TownsvilleProfessional
Race 6: LADBROKES PALLARENDA STAKES QTIS Two-Year-
Old Maiden Plate - 1000m
25 October 2025 - 16:18
Track Rating: Good 4, Weather: Fine, Rail Position: True



Section	Overall	800m	600m	400m	200m									
Section Times	0:59.34 [6] (0:13.64)	0:45.70 [11] (0:10.45)	0:35.25 [10] (0:11.09)	0:24.16 [10] (0:11.94)	0:12.22 [10] (0:12.22)									
Average Speed [km/h]	52.8	66.2	62.3	56.9	55.4									
Top Speed [km/h]	68.0	68.4	64.4	59.8	56.2									
Avg. Dist. to Rail [m]	8.3	3.9	2.7	5.1	6.6									
Avg. Stride Freq. [Hz]	2.3	2.5	2.4	2.3	2.2									
Avg. Stride Length [m]	6.2	7.3	7.3	7.1	6.9									





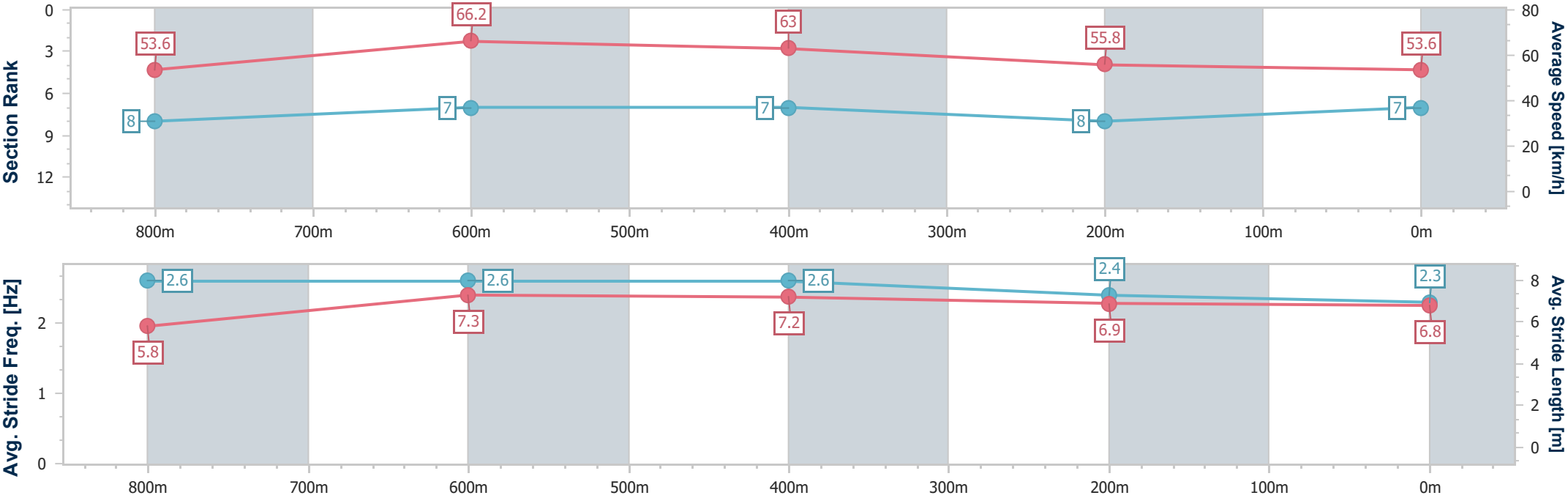
Horse/Jockey Name	Mersey Lass
Final Rank	7
Fastest Section Time (Section)	0:10.38 (800m)
Top Speed [km/h] (Section)	67.0 (800m)
Race State	Finished



TownsvilleProfessional
Race 6: LADBROKES PALLARENDA STAKES QTIS Two-Year-
Old Maiden Plate - 1000m
25 October 2025 - 16:18
Track Rating: Good 4, Weather: Fine, Rail Position: True



Section	Overall	800m	600m	400m	200m															
Section Times	0:59.48 [7] (0:13.45)	0:46.03 [8] (0:10.38)	0:35.65 [7] (0:10.85)	0:24.80 [7] (0:12.20)	0:12.60 [8] (0:12.60)															
Average Speed [km/h]	53.6	66.2	63.0	55.8	53.6															
Top Speed [km/h]	66.6	67.0	66.2	60.1	55.4															
Avg. Dist. to Rail [m]	10.0	2.8	0.6	4.1	5.3															
Avg. Stride Freq. [Hz]	2.6	2.6	2.6	2.4	2.3															
Avg. Stride Length [m]	5.8	7.3	7.2	6.9	6.8															





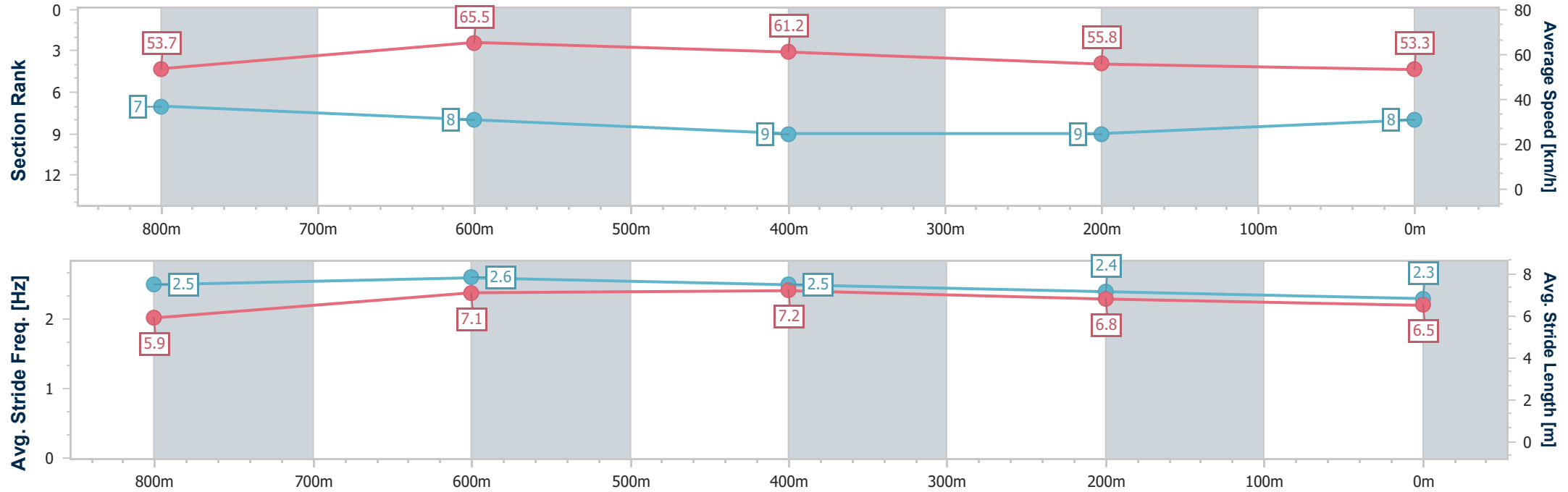
Horse/Jockey Name	Radiant Power
Final Rank	8
Fastest Section Time (Section)	0:10.46 (800m)
Top Speed [km/h] (Section)	66.6 (800m)
Race State	Finished



TownsvilleProfessional
Race 6: LADBROKES PALLARENDA STAKES QTIS Two-Year-
Old Maiden Plate - 1000m
25 October 2025 - 16:18
Track Rating: Good 4, Weather: Fine, Rail Position: True



Section	Overall	800m	600m	400m	200m										
Section Times	0:59.68 [8] (0:13.41)	0:46.27 [7] (0:10.46)	0:35.81 [8] (0:11.00)	0:24.81 [9] (0:12.15)	0:12.66 [9] (0:12.66)										
Average Speed [km/h]	53.7	65.5	61.2	55.8	53.3										
Top Speed [km/h]	65.9	66.6	65.2	57.2	55.8										
Avg. Dist. to Rail [m]	5.1	2.0	0.6	1.4	2.0										
Avg. Stride Freq. [Hz]	2.5	2.6	2.5	2.4	2.3										
Avg. Stride Length [m]	5.9	7.1	7.2	6.8	6.5										





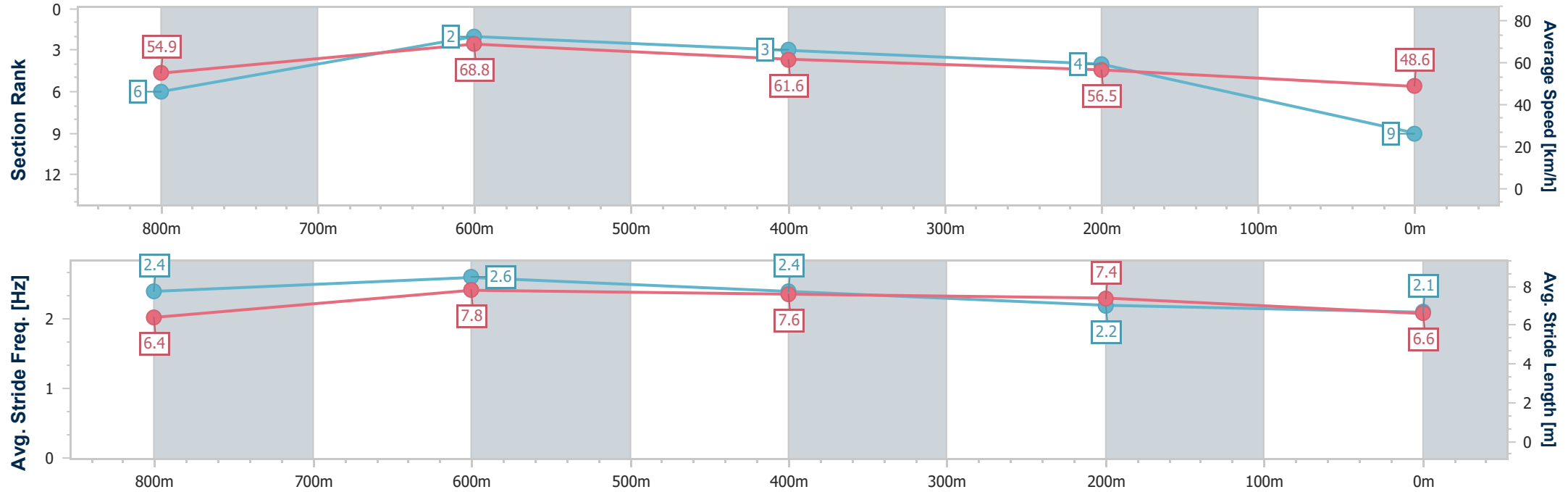
Horse/Jockey Name	Dub Stepping
Final Rank	9
Fastest Section Time (Section)	0:09.98 (800m)
Top Speed [km/h] (Section)	71.3 (800m)
Race State	Finished



TownsvilleProfessional
Race 6: LADBROKES PALLARENDA STAKES QTIS Two-Year-
Old Maiden Plate - 1000m
25 October 2025 - 16:18
Track Rating: Good 4, Weather: Fine, Rail Position: True



Section	Overall	800m	600m	400m	200m								
Section Times	0:59.92 [9] (0:13.12)	0:46.80 [6] (0:09.98)	0:36.82 [2] (0:11.08)	0:25.74 [3] (0:11.97)	0:13.77 [4] (0:13.77)								
Average Speed [km/h]	54.9	68.8	61.6	56.5	48.6								
Top Speed [km/h]	68.4	71.3	66.2	59.8	52.6								
Avg. Dist. to Rail [m]	2.8	1.4	1.0	0.8	2.0								
Avg. Stride Freq. [Hz]	2.4	2.6	2.4	2.2	2.1								
Avg. Stride Length [m]	6.4	7.8	7.6	7.4	6.6								





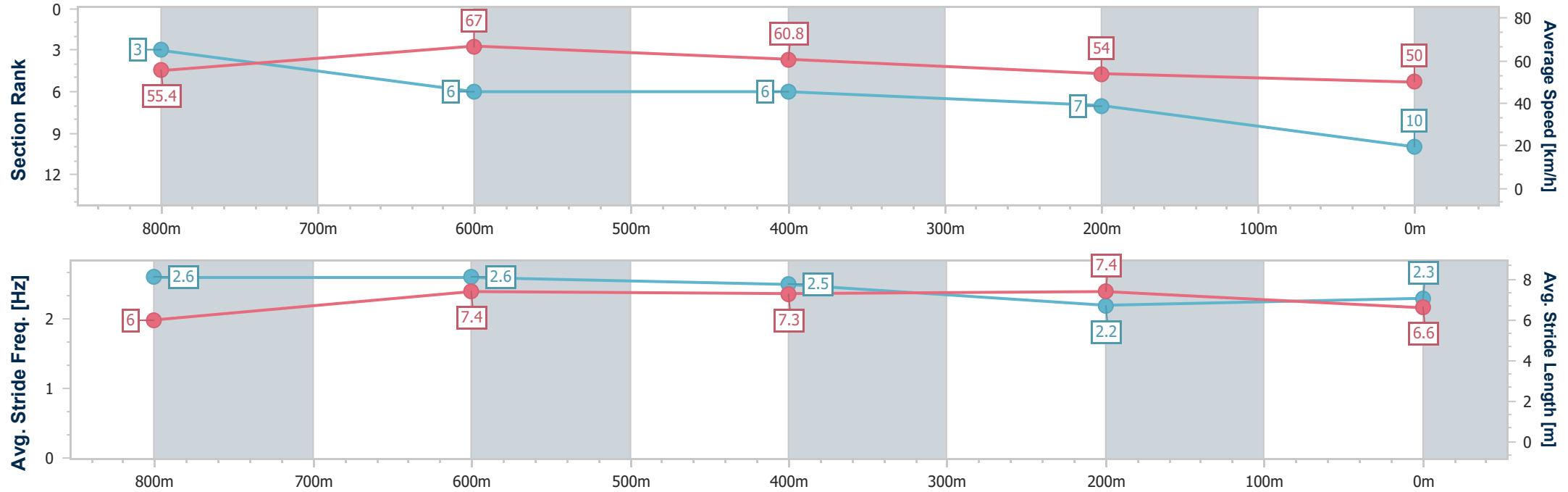
Horse/Jockey Name	Persefono
Final Rank	10
Fastest Section Time (Section)	0:10.29 (800m)
Top Speed [km/h] (Section)	70.2 (Overall)
Race State	Finished



TownsvilleProfessional
Race 6: LADBROKES PALLARENDA STAKES QTIS Two-Year-
Old Maiden Plate - 1000m
25 October 2025 - 16:18
Track Rating: Good 4, Weather: Fine, Rail Position: True



Section	Overall	800m	600m	400m	200m										
Section Times	1:00.20 [10] (0:13.02)	0:47.18 [3] (0:10.29)	0:36.89 [6] (0:11.22)	0:25.67 [6] (0:12.23)	0:13.44 [7] (0:13.44)										
Average Speed [km/h]	55.4	67.0	60.8	54.0	50.0										
Top Speed [km/h]	70.2	70.2	64.1	58.0	54.0										
Avg. Dist. to Rail [m]	4.9	2.7	1.0	3.9	4.8										
Avg. Stride Freq. [Hz]	2.6	2.6	2.5	2.2	2.3										
Avg. Stride Length [m]	6.0	7.4	7.3	7.4	6.6										





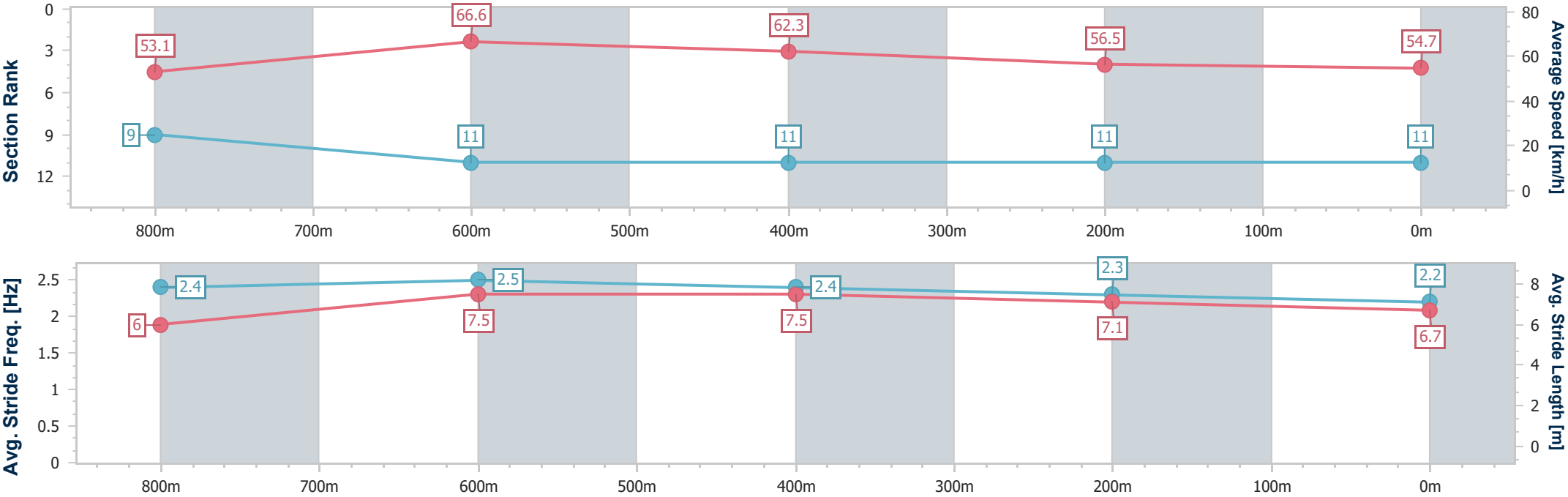
Horse/Jockey Name	Diosa Afrodita
Final Rank	11
Fastest Section Time (Section)	0:10.51 (800m)
Top Speed [km/h] (Section)	67.7 (800m)
Race State	Finished



TownsvilleProfessional
Race 6: LADBROKES PALLARENDA STAKES QTIS Two-Year-
Old Maiden Plate - 1000m
25 October 2025 - 16:18
Track Rating: Good 4, Weather: Fine, Rail Position: True



Section	Overall	800m	600m	400m	200m														
Section Times	1:00.50 [11] (0:13.59)	0:46.91 [9] (0:10.51)	0:36.40 [11] (0:11.12)	0:25.28 [11] (0:12.12)	0:13.16 [11] (0:13.16)														
Average Speed [km/h]	53.1	66.6	62.3	56.5	54.7														
Top Speed [km/h]	67.0	67.7	65.5	59.0	57.7														
Avg. Dist. to Rail [m]	11.4	6.1	4.0	6.7	7.3														
Avg. Stride Freq. [Hz]	2.4	2.5	2.4	2.3	2.2														
Avg. Stride Length [m]	6.0	7.5	7.5	7.1	6.7														





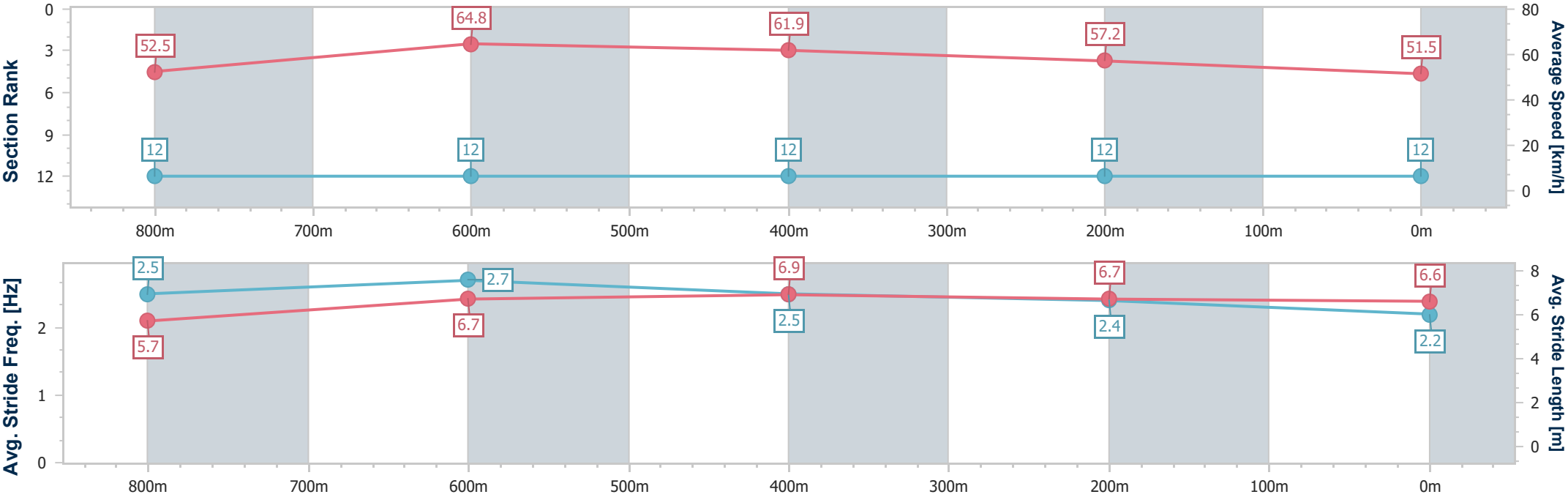
Horse/Jockey Name	Miss So And So
Final Rank	12
Fastest Section Time (Section)	0:10.67 (800m)
Top Speed [km/h] (Section)	66.6 (800m)
Race State	Finished



TownsvilleProfessional
Race 6: LADBROKES PALLARENDA STAKES QTIS Two-Year-
Old Maiden Plate - 1000m
25 October 2025 - 16:18
Track Rating: Good 4, Weather: Fine, Rail Position: True



Section	Overall	800m	600m	400m	200m								
Section Times	1:00.57 [12] (0:13.74)	0:46.83 [12] (0:10.67)	0:36.16 [12] (0:11.16)	0:25.00 [12] (0:11.90)	0:13.10 [12] (0:13.10)								
Average Speed [km/h]	52.5	64.8	61.9	57.2	51.5								
Top Speed [km/h]	65.5	66.6	63.7	60.1	54.7								
Avg. Dist. to Rail [m]	9.9	4.8	3.0	2.3	2.6								
Avg. Stride Freq. [Hz]	2.5	2.7	2.5	2.4	2.2								
Avg. Stride Length [m]	5.7	6.7	6.9	6.7	6.6								





TownsvilleProfessional
Race 7: JAYSEL ELECTRICAL AND INSTRUMENTATION RATINGS BAND
0 - 55 Handicap - 1000m
25 October 2025 - 16:57



Track Rating: Good 4, Weather: Fine, Rail Position: True

Section						Overall	800m	600m	400m	200m			Last 600m
Field Times						0:56.78 (0:12.91)	0:43.87 (0:09.99)	0:33.88 (0:10.79)	0:23.09 (0:11.25)	0:11.84 (0:11.84)			0:33.88
Rank	TAB	Horse/Jockey	Barrier	Top Speed [km/h]	Fastest Section					Margin		Distance Travelled [m]	
1	10	MISTER DOOBEE	4	68.4	0:10.13	0:56.78 [1]	0:43.43 [5]	0:33.30 [6]	0:22.76 [4]	0:11.60 [3]	0:56.78	0:33.30	
		Nathan Thomas		800m	800m	(0:13.35)	(0:10.13)	(0:10.54)	(0:11.16)	(0:11.60)			
2	3	GROVERS PREDICTION	1	69.5	0:10.10	0:56.81 [2]	0:43.44 [6]	0:33.34 [5]	0:22.68 [6]	0:11.55 [4]	0.17L	0:33.34	-1
		Jason Taylor		800m	800m	(0:13.37)	(0:10.10)	(0:10.66)	(0:11.13)	(0:11.55)			
3	1	COPPABELLA ROAD	10	70.9	0:10.02	0:57.05 [3]	0:44.09 [2]	0:34.07 [2]	0:23.36 [1]	0:12.11 [1]	1.59L	0:34.07	+2
		Micheal McDonald		800m	800m	(0:12.96)	(0:10.02)	(0:10.71)	(0:11.25)	(0:12.11)			
4	7	VEGAMEISTER	7	70.9	0:09.98	0:57.08 [4]	0:43.40 [9]	0:33.42 [9]	0:22.82 [8]	0:11.66 [8]	1.77L	0:33.42	+5
		Ashley Butler		800m	800m	(0:13.68)	(0:09.98)	(0:10.60)	(0:11.16)	(0:11.66)			
5	6	SWEET FANTASY	3	68.8	0:10.15	0:57.25 [5]	0:43.75 [8]	0:33.60 [8]	0:22.97 [9]	0:11.75 [9]	2.79L	0:33.60	+6
		Tyler Leslight		800m	800m	(0:13.50)	(0:10.15)	(0:10.63)	(0:11.22)	(0:11.75)			
6	8	STATESWOMAN	9	70.6	0:09.85	0:57.28 [6]	0:43.85 [7]	0:34.00 [4]	0:23.42 [3]	0:12.11 [2]	2.97L	0:34.00	-2
		Lacey Morrison		Overall	800m	(0:13.43)	(0:09.85)	(0:10.58)	(0:11.31)	(0:12.11)			
7	11	ITHINKBETTA	8	68.8	0:10.44	0:57.49 [7]	0:44.40 [3]	0:33.96 [7]	0:23.35 [7]	0:12.14 [7]	4.18L	0:33.96	+7
		Adam Sewell		600m	800m	(0:13.09)	(0:10.44)	(0:10.61)	(0:11.21)	(0:12.14)			
8	9	SPINELESS	2	69.8	0:10.18	0:57.67 [8]	0:44.58 [4]	0:34.40 [3]	0:23.59 [5]	0:12.38 [5]	5.26L	0:34.40	+0
		Chris Whiteley		800m	800m	(0:13.09)	(0:10.18)	(0:10.81)	(0:11.21)	(0:12.38)			
9	5	MARGOT BARBIE	5	70.6	0:09.99	0:57.98 [9]	0:45.07 [1]	0:35.08 [1]	0:24.18 [2]	0:12.69 [5]	7.05L	0:35.08	+1
		Aidan Holt		Overall	800m	(0:12.91)	(0:09.99)	(0:10.90)	(0:11.49)	(0:12.69)			
10	2	NEGATION	6	68.4	0:10.15	0:58.36 [10]	0:44.45 [10]	0:34.30 [10]	0:23.67 [10]	0:12.37 [10]	9.3L	0:34.30	-4
		Graham Kliese		800m	800m	(0:13.91)	(0:10.15)	(0:10.63)	(0:11.30)	(0:12.37)			

Scratched: Major Desire (#4)

Report Created: Sat 25 October 2025 17:22 GMT+1 (Note: Timing is based on position data)

Page 1/11

[] Ranking at each section and finish
-:-:- No data available at this section
NA No data available

SCN Saddle cloth number
DNF Did not finish
DNT Did not track

data processed by  TRIPLESDATA



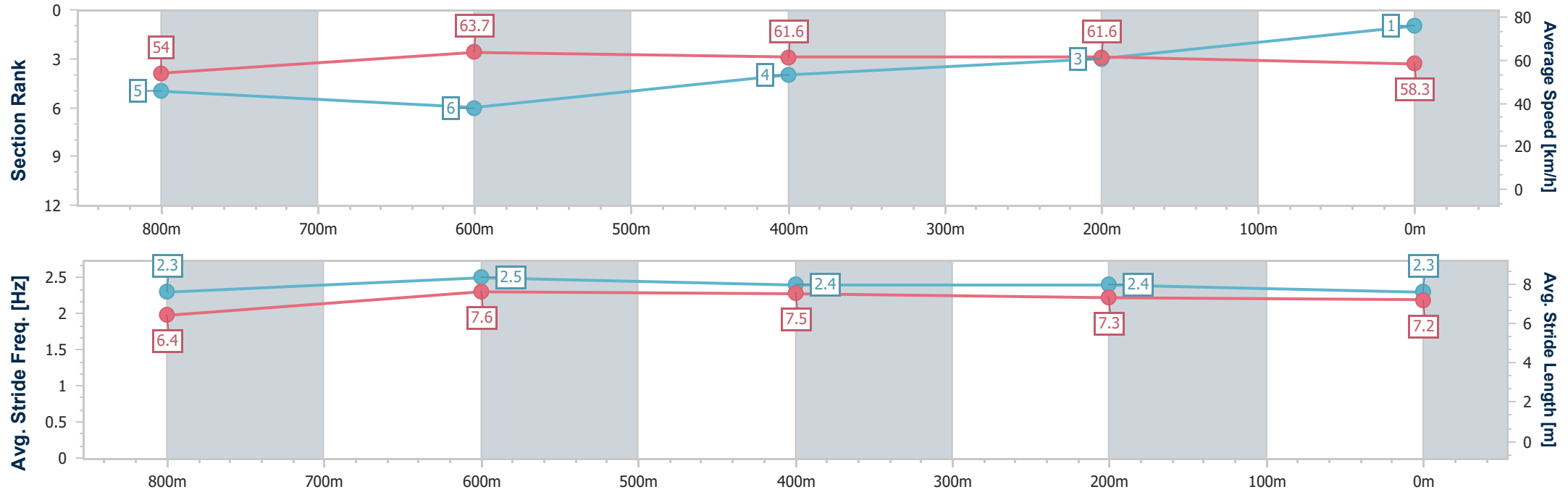
Horse/Jockey Name	Mister Doobee
Final Rank	1
Fastest Section Time (Section)	0:10.13 (800m)
Top Speed [km/h] (Section)	68.4 (800m)
Race State	Finished



TownsvilleProfessional
Race 7: JAYSEL ELECTRICAL AND INSTRUMENTATION
RATINGS BAND 0 - 55 Handicap - 1000m
25 October 2025 - 16:57
Track Rating: Good 4, Weather: Fine, Rail Position: True



Section	Overall	800m	600m	400m	200m														
Section Times	0:56.78 [1] (0:13.35)	0:43.43 [5] (0:10.13)	0:33.30 [6] (0:10.54)	0:22.76 [4] (0:11.16)	0:11.60 [3] (0:11.60)														
Average Speed [km/h]	54.0	63.7	61.6	61.6	58.3														
Top Speed [km/h]	67.3	68.4	67.3	63.4	60.5														
Avg. Dist. to Rail [m]	3.3	0.6	1.5	6.9	10.3														
Avg. Stride Freq. [Hz]	2.3	2.5	2.4	2.4	2.3														
Avg. Stride Length [m]	6.4	7.6	7.5	7.3	7.2														



- [] Ranking at each section and finish
- .-.- No data available at this section
- NA No data available



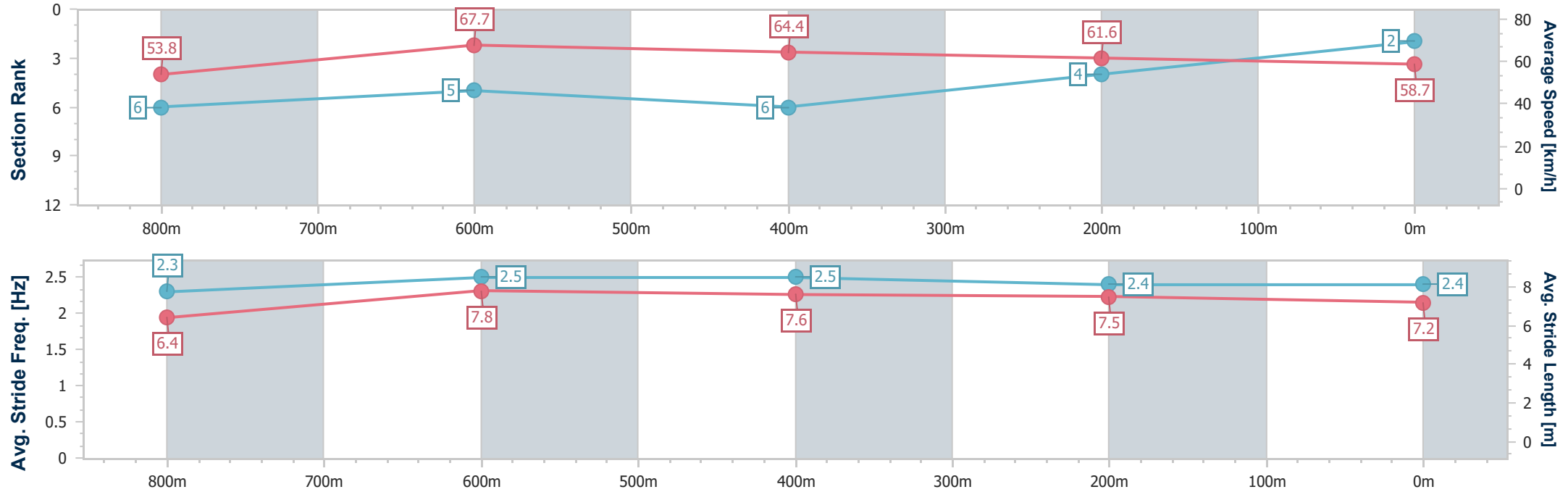
Horse/Jockey Name	Grovers Prediction
Final Rank	2
Fastest Section Time (Section)	0:10.10 (800m)
Top Speed [km/h] (Section)	69.5 (800m)
Race State	Finished



TownsvilleProfessional
Race 7: JAYSEL ELECTRICAL AND INSTRUMENTATION
RATINGS BAND 0 - 55 Handicap - 1000m
25 October 2025 - 16:57
Track Rating: Good 4, Weather: Fine, Rail Position: True



Section	Overall	800m	600m	400m	200m															
Section Times	0:56.81 [2] (0:13.37)	0:43.44 [6] (0:10.10)	0:33.34 [5] (0:10.66)	0:22.68 [6] (0:11.13)	0:11.55 [4] (0:11.55)															
Average Speed [km/h]	53.8	67.7	64.4	61.6	58.7															
Top Speed [km/h]	68.4	69.5	64.8	62.6	60.8															
Avg. Dist. to Rail [m]	1.5	0.9	2.1	4.9	7.2															
Avg. Stride Freq. [Hz]	2.3	2.5	2.5	2.4	2.4															
Avg. Stride Length [m]	6.4	7.8	7.6	7.5	7.2															





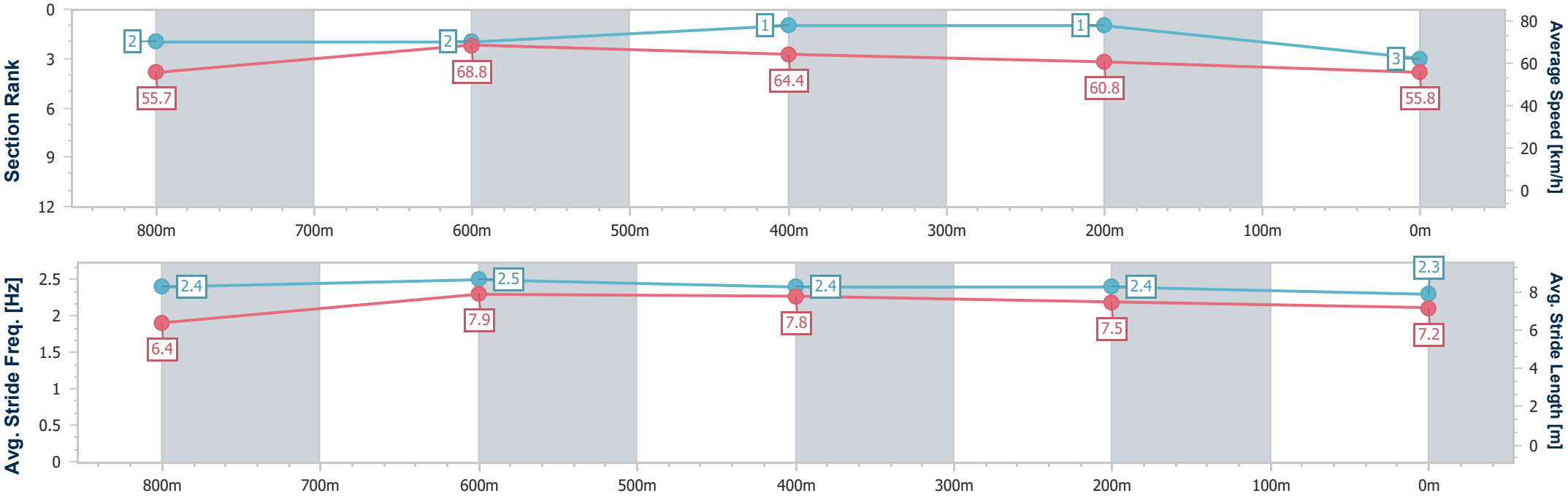
Horse/Jockey Name	Coppabella Road
Final Rank	3
Fastest Section Time (Section)	0:10.02 (800m)
Top Speed [km/h] (Section)	70.9 (800m)
Race State	Finished



TownsvilleProfessional
Race 7: JAYSEL ELECTRICAL AND INSTRUMENTATION
RATINGS BAND 0 - 55 Handicap - 1000m
25 October 2025 - 16:57
Track Rating: Good 4, Weather: Fine, Rail Position: True



Section	Overall	800m	600m	400m	200m										
Section Times	0:57.05 [3] (0:12.96)	0:44.09 [2] (0:10.02)	0:34.07 [2] (0:10.71)	0:23.36 [1] (0:11.25)	0:12.11 [1] (0:12.11)										
Average Speed [km/h]	55.7	68.8	64.4	60.8	55.8										
Top Speed [km/h]	69.1	70.9	64.8	63.4	59.0										
Avg. Dist. to Rail [m]	8.8	1.9	2.9	3.8	3.9										
Avg. Stride Freq. [Hz]	2.4	2.5	2.4	2.4	2.3										
Avg. Stride Length [m]	6.4	7.9	7.8	7.5	7.2										





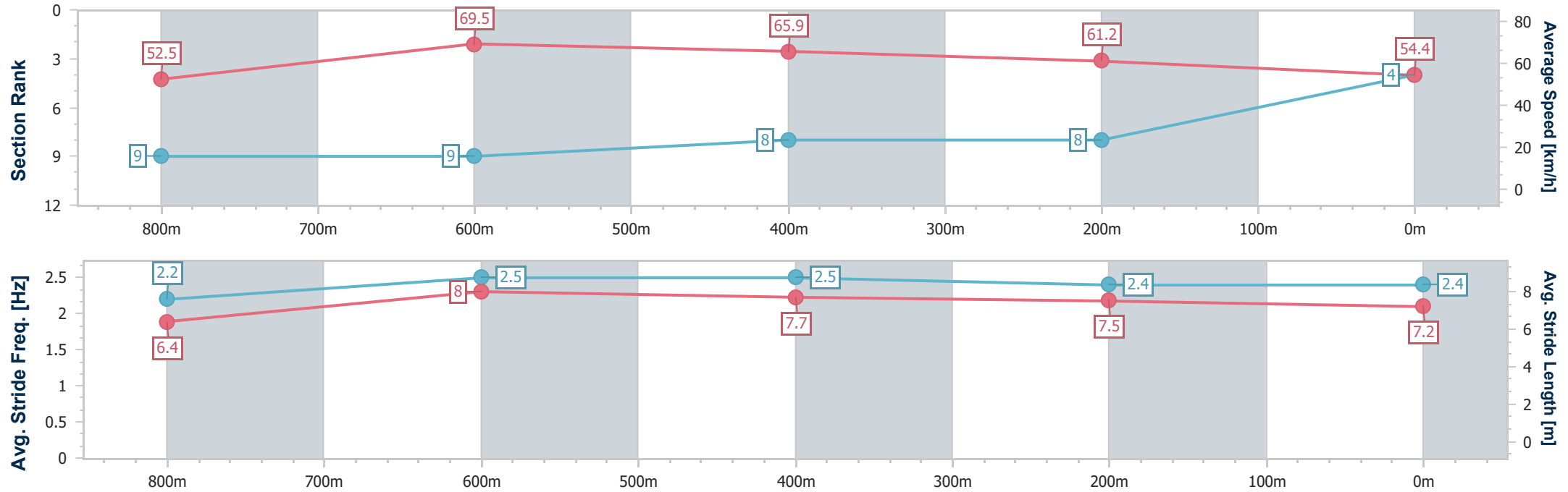
Horse/Jockey Name	Vegameister
Final Rank	4
Fastest Section Time (Section)	0:09.98 (800m)
Top Speed [km/h] (Section)	70.9 (800m)
Race State	Finished



TownsvilleProfessional
Race 7: JAYSEL ELECTRICAL AND INSTRUMENTATION
RATINGS BAND 0 - 55 Handicap - 1000m
25 October 2025 - 16:57
Track Rating: Good 4, Weather: Fine, Rail Position: True



Section	Overall	800m	600m	400m	200m										
Section Times	0:57.08 [4] (0:13.68)	0:43.40 [9] (0:09.98)	0:33.42 [9] (0:10.60)	0:22.82 [8] (0:11.16)	0:11.66 [8] (0:11.66)										
Average Speed [km/h]	52.5	69.5	65.9	61.2	54.4										
Top Speed [km/h]	68.4	70.9	68.4	64.1	57.6										
Avg. Dist. to Rail [m]	6.8	3.4	4.5	6.0	5.9										
Avg. Stride Freq. [Hz]	2.2	2.5	2.5	2.4	2.4										
Avg. Stride Length [m]	6.4	8.0	7.7	7.5	7.2										





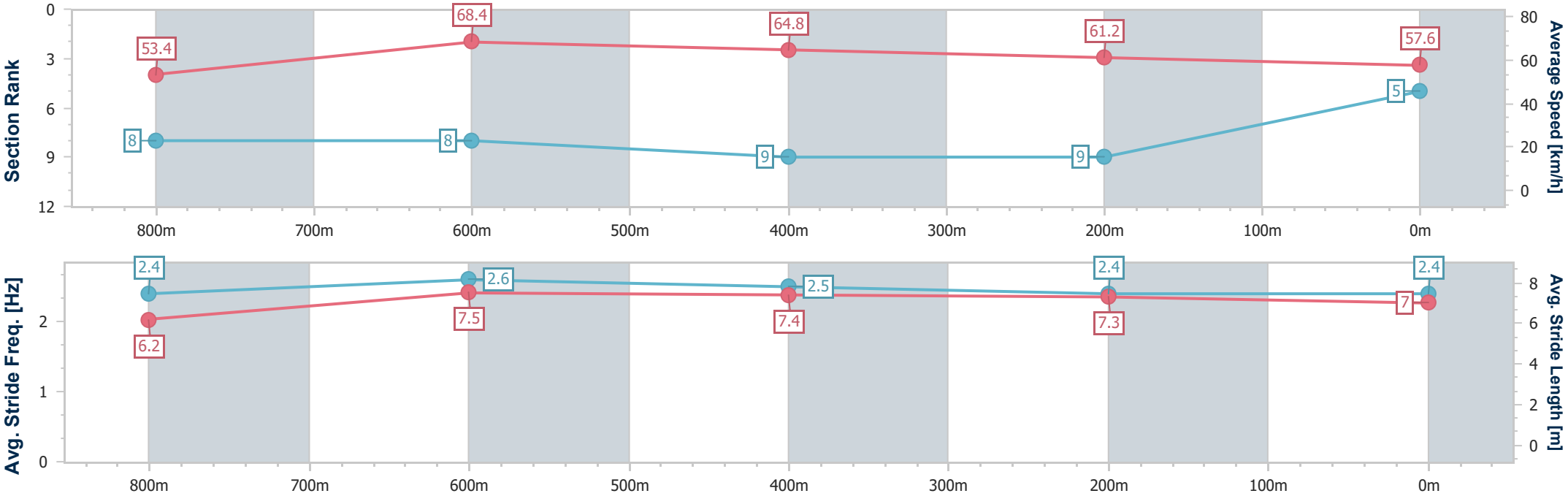
Horse/Jockey Name	Sweet Fantasy
Final Rank	5
Fastest Section Time (Section)	0:10.15 (800m)
Top Speed [km/h] (Section)	68.8 (800m)
Race State	Finished



TownsvilleProfessional
Race 7: JAYSEL ELECTRICAL AND INSTRUMENTATION
RATINGS BAND 0 - 55 Handicap - 1000m
25 October 2025 - 16:57
Track Rating: Good 4, Weather: Fine, Rail Position: True



Section	Overall	800m	600m	400m	200m									
Section Times	0:57.25 [5] (0:13.50)	0:43.75 [8] (0:10.15)	0:33.60 [8] (0:10.63)	0:22.97 [9] (0:11.22)	0:11.75 [9] (0:11.75)									
Average Speed [km/h]	53.4	68.4	64.8	61.2	57.6									
Top Speed [km/h]	67.7	68.8	68.0	62.6	60.5									
Avg. Dist. to Rail [m]	6.4	4.3	5.0	4.5	3.3									
Avg. Stride Freq. [Hz]	2.4	2.6	2.5	2.4	2.4									
Avg. Stride Length [m]	6.2	7.5	7.4	7.3	7.0									





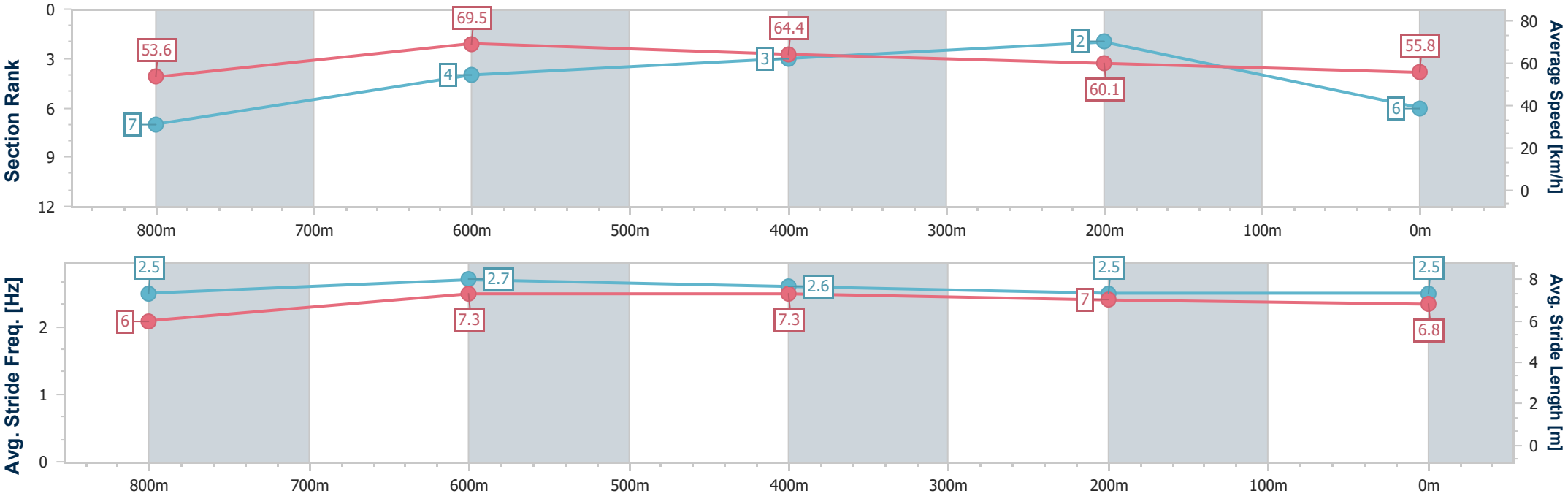
Horse/Jockey Name	Stateswoman
Final Rank	6
Fastest Section Time (Section)	0:09.85 (800m)
Top Speed [km/h] (Section)	70.6 (Overall)
Race State	Finished



TownsvilleProfessional
Race 7: JAYSEL ELECTRICAL AND INSTRUMENTATION
RATINGS BAND 0 - 55 Handicap - 1000m
25 October 2025 - 16:57
Track Rating: Good 4, Weather: Fine, Rail Position: True



Section	Overall	800m	600m	400m	200m									
Section Times	0:57.28 [6] (0:13.43)	0:43.85 [7] (0:09.85)	0:34.00 [4] (0:10.58)	0:23.42 [3] (0:11.31)	0:12.11 [2] (0:12.11)									
Average Speed [km/h]	53.6	69.5	64.4	60.1	55.8									
Top Speed [km/h]	70.6	70.6	70.2	62.3	59.0									
Avg. Dist. to Rail [m]	9.7	1.3	0.4	3.3	4.7									
Avg. Stride Freq. [Hz]	2.5	2.7	2.6	2.5	2.5									
Avg. Stride Length [m]	6.0	7.3	7.3	7.0	6.8									





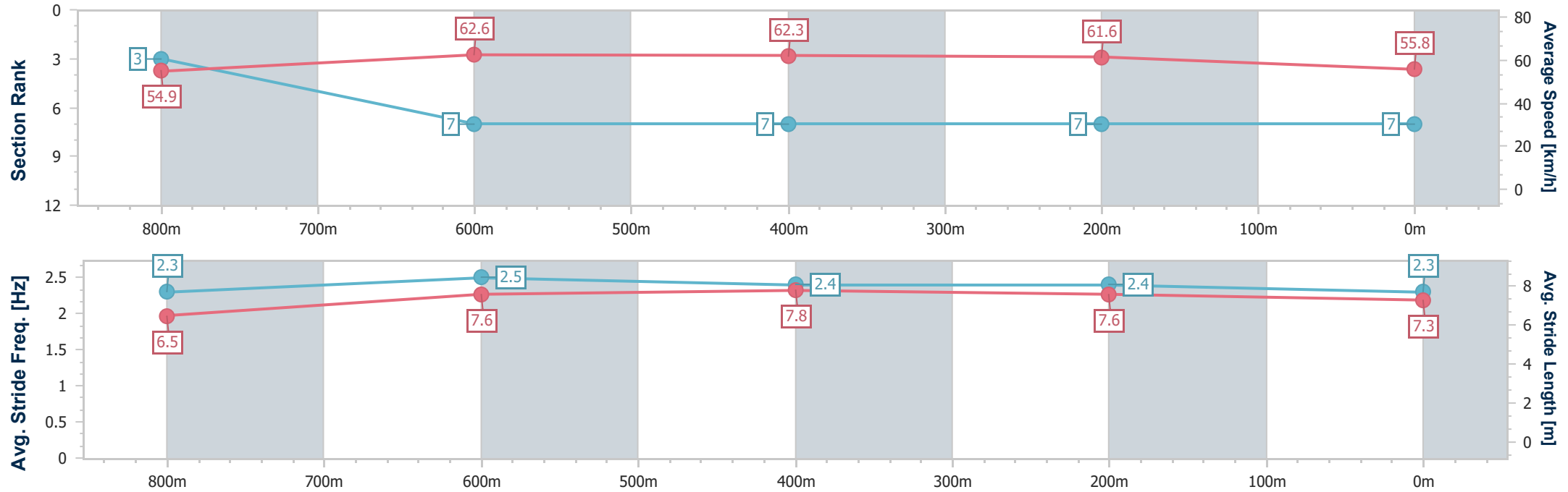
Horse/Jockey Name	lthinkbetta
Final Rank	7
Fastest Section Time (Section)	0:10.44 (800m)
Top Speed [km/h] (Section)	68.8 (600m)
Race State	Finished



TownsvilleProfessional
Race 7: JAYSEL ELECTRICAL AND INSTRUMENTATION
RATINGS BAND 0 - 55 Handicap - 1000m
25 October 2025 - 16:57
Track Rating: Good 4, Weather: Fine, Rail Position: True



Section	Overall	800m	600m	400m	200m										
Section Times	0:57.49 [7] (0:13.09)	0:44.40 [3] (0:10.44)	0:33.96 [7] (0:10.61)	0:23.35 [7] (0:11.21)	0:12.14 [7] (0:12.14)										
Average Speed [km/h]	54.9	62.6	62.3	61.6	55.8										
Top Speed [km/h]	65.9	64.8	68.8	63.4	59.4										
Avg. Dist. to Rail [m]	6.1	3.6	5.1	7.2	8.2										
Avg. Stride Freq. [Hz]	2.3	2.5	2.4	2.4	2.3										
Avg. Stride Length [m]	6.5	7.6	7.8	7.6	7.3										



- [] Ranking at each section and finish
- .-.- No data available at this section
- NA No data available



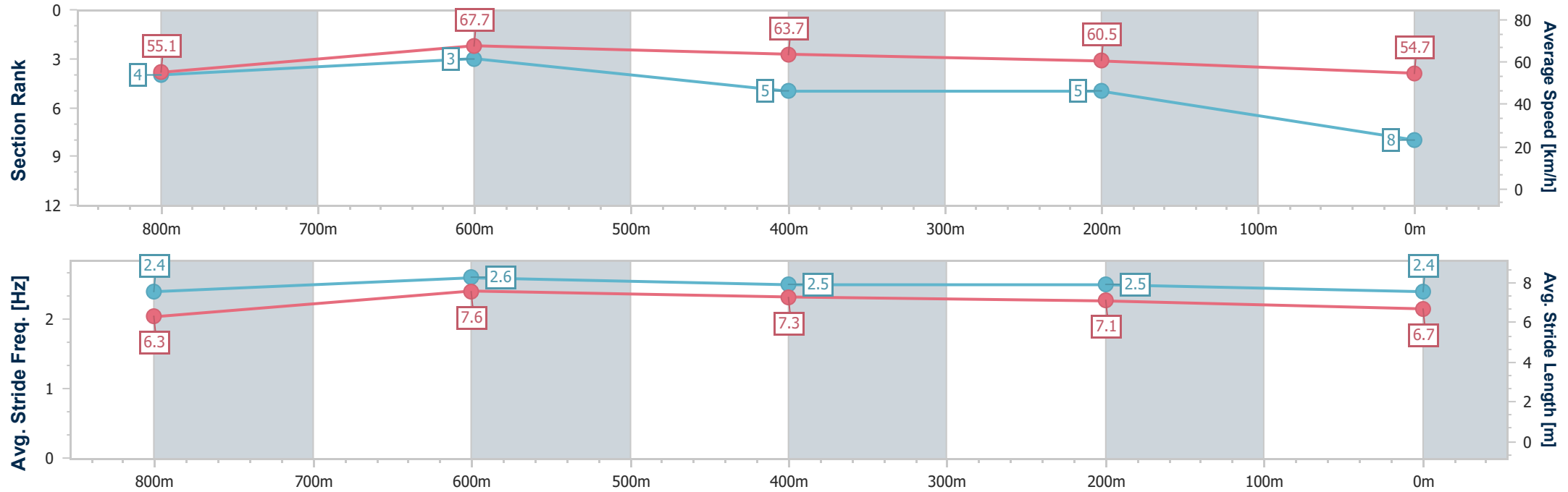
Horse/Jockey Name	Spineless
Final Rank	8
Fastest Section Time (Section)	0:10.18 (800m)
Top Speed [km/h] (Section)	69.8 (800m)
Race State	Finished



TownsvilleProfessional
Race 7: JAYSEL ELECTRICAL AND INSTRUMENTATION
RATINGS BAND 0 - 55 Handicap - 1000m
25 October 2025 - 16:57
Track Rating: Good 4, Weather: Fine, Rail Position: True



Section	Overall	800m	600m	400m	200m										
Section Times	0:57.67 [8] (0:13.09)	0:44.58 [4] (0:10.18)	0:34.40 [3] (0:10.81)	0:23.59 [5] (0:11.21)	0:12.38 [5] (0:12.38)										
Average Speed [km/h]	55.1	67.7	63.7	60.5	54.7										
Top Speed [km/h]	68.8	69.8	66.2	62.3	59.4										
Avg. Dist. to Rail [m]	3.4	2.4	1.7	0.4	1.0										
Avg. Stride Freq. [Hz]	2.4	2.6	2.5	2.5	2.4										
Avg. Stride Length [m]	6.3	7.6	7.3	7.1	6.7										





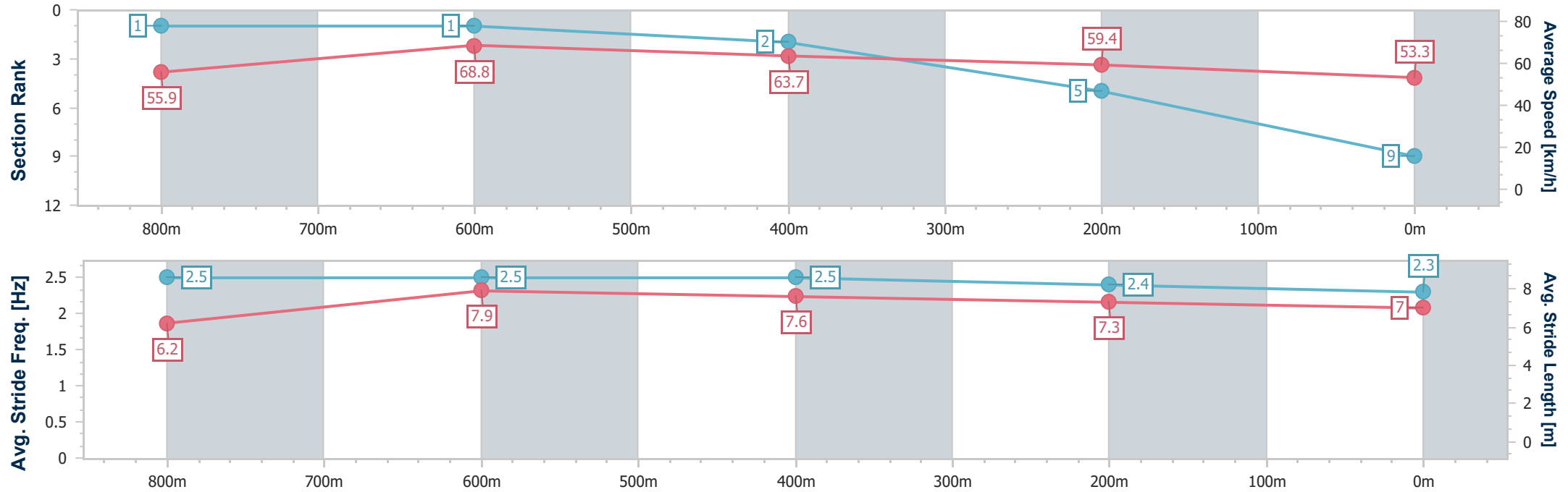
Horse/Jockey Name	Margot Barbie
Final Rank	9
Fastest Section Time (Section)	0:09.99 (800m)
Top Speed [km/h] (Section)	70.6 (Overall)
Race State	Finished



TownsvilleProfessional
Race 7: JAYSEL ELECTRICAL AND INSTRUMENTATION
RATINGS BAND 0 - 55 Handicap - 1000m
25 October 2025 - 16:57
Track Rating: Good 4, Weather: Fine, Rail Position: True



Section	Overall	800m	600m	400m	200m										
Section Times	0:57.98 [9] (0:12.91)	0:45.07 [1] (0:09.99)	0:35.08 [1] (0:10.90)	0:24.18 [2] (0:11.49)	0:12.69 [5] (0:12.69)										
Average Speed [km/h]	55.9	68.8	63.7	59.4	53.3										
Top Speed [km/h]	70.6	70.6	68.4	61.9	56.2										
Avg. Dist. to Rail [m]	4.1	1.8	3.3	1.9	0.4										
Avg. Stride Freq. [Hz]	2.5	2.5	2.5	2.4	2.3										
Avg. Stride Length [m]	6.2	7.9	7.6	7.3	7.0										





Horse/Jockey Name	Negation
Final Rank	10
Fastest Section Time (Section)	0:10.15 (800m)
Top Speed [km/h] (Section)	68.4 (800m)
Race State	Finished



TownsvilleProfessional
Race 7: JAYSEL ELECTRICAL AND INSTRUMENTATION
RATINGS BAND 0 - 55 Handicap - 1000m
25 October 2025 - 16:57
Track Rating: Good 4, Weather: Fine, Rail Position: True



Section	Overall	800m	600m	400m	200m									
Section Times	0:58.36 [10] (0:13.91)	0:44.45 [10] (0:10.15)	0:34.30 [10] (0:10.63)	0:23.67 [10] (0:11.30)	0:12.37 [10] (0:12.37)									
Average Speed [km/h]	51.7	67.3	61.2	60.5	54.7									
Top Speed [km/h]	67.3	68.4	65.5	61.9	58.7									
Avg. Dist. to Rail [m]	3.8	1.1	0.7	2.2	1.8									
Avg. Stride Freq. [Hz]	2.3	2.6	2.6	2.5	2.4									
Avg. Stride Length [m]	6.1	7.3	7.2	7.0	6.5									

