



Sunshine Coast Professional  
Race 1: COOLUM BEACH HOTEL Maiden Handicap - 1800m  
26 October 2025 - 12:40



Track Rating: Good 4, Weather: Fine, Rail Position: +7m Entire

Section					Overall	1600m	1400m	1200m	1000m	800m	600m	Last 600m		
Field Times					1:52.33 (0:13.95)	1:38.38 (0:11.15)	1:27.23 (0:11.44)	1:15.79 (0:12.07)	1:03.72 (0:12.47)	0:51.25 (0:12.52)	0:38.73 (0:12.53)	0:38.73		
Rank	TAB	Horse/Jockey	Barrier	Top Speed [km/h]	Fastest Section									Distance Travelled [m]
1	2	FULL STRENGTH	5	65.7	0:11.35	1:52.33 [1]	1:38.31 [3]	1:26.96 [4]	1:15.24 [6]	1:03.11 [7]	0:50.64 [7]	0:38.22 [7]	0:38.22	
		Dale Smith		1600m	1600m	(0:14.02)	(0:11.35)	(0:11.72)	(0:12.13)	(0:12.47)	(0:12.42)	(0:12.52)		
2	7	RUBOS	2	65.1	0:11.25	1:52.50 [2]	1:38.35 [5]	1:27.10 [5]	1:15.65 [4]	1:03.57 [4]	0:51.09 [5]	0:38.65 [3]	0:38.65	-4
		Montana Philpot		1600m	1600m	(0:14.15)	(0:11.25)	(0:11.45)	(0:12.08)	(0:12.48)	(0:12.44)	(0:12.61)		
3	3	PARISIENNE PIPER	4	65.8	0:11.21	1:52.59 [3]	1:38.61 [2]	1:27.40 [2]	1:15.95 [2]	1:03.85 [2]	0:51.41 [2]	0:38.92 [2]	0:38.92	-1
		Olivia Webb		1600m	1600m	(0:13.98)	(0:11.21)	(0:11.45)	(0:12.10)	(0:12.44)	(0:12.49)	(0:12.46)		
4	6	HAPPY COFFEE	3	66.0	0:11.17	1:52.77 [4]	1:38.46 [7]	1:27.29 [6]	1:15.89 [5]	1:03.78 [5]	0:51.38 [3]	0:38.91 [4]	0:38.91	-2
		Chelsea Baker		1400m	1600m	(0:14.31)	(0:11.17)	(0:11.40)	(0:12.11)	(0:12.40)	(0:12.47)	(0:12.51)		
5	1	OLD FAITHFUL	7	66.7	0:11.10	1:53.09 [5]	1:38.94 [4]	1:27.84 [3]	1:16.29 [3]	1:04.20 [3]	0:51.69 [4]	0:39.20 [5]	0:39.20	+6
		Daniel Moor		1600m	1600m	(0:14.15)	(0:11.10)	(0:11.55)	(0:12.09)	(0:12.51)	(0:12.49)	(0:12.55)		
6	5	FERGUS EN MARCHE	6	65.1	0:11.36	1:53.21 [6]	1:38.94 [6]	1:27.58 [7]	1:16.11 [7]	1:04.07 [6]	0:51.59 [6]	0:39.20 [6]	0:39.20	-3
		Leah Martyn		Overall	1600m	(0:14.27)	(0:11.36)	(0:11.47)	(0:12.04)	(0:12.48)	(0:12.39)	(0:12.59)		
7	4	ZEDIQUETTE	1	65.6	0:11.15	1:53.87 [7]	1:39.92 [1]	1:28.77 [1]	1:17.33 [1]	1:05.26 [1]	0:52.79 [1]	0:40.27 [1]	0:40.27	-6
		Ben Thompson		1600m	1600m	(0:13.95)	(0:11.15)	(0:11.44)	(0:12.07)	(0:12.47)	(0:12.52)	(0:12.68)		



Sunshine Coast Professional  
Race 1: COOLUM BEACH HOTEL Maiden Handicap - 1800m  
26 October 2025 - 12:40



Track Rating: Good 4, Weather: Fine, Rail Position: +7m Entire

Section						400m	200m			Last 600m		
Field Times						0:26.20 (0:12.85)	0:13.35 (0:13.35)			0:38.73		
Rank	TAB	Horse/Jockey	Barrier	Top Speed [km/h]	Fastest Section			Margin			Distance Travelled [m]	
1	2	FULL STRENGTH	5	65.7	0:11.35	0:25.70 [7]	0:13.18 [4]	1:52.33			0:38.22	
		Dale Smith		1600m	1600m	(0:12.52)	(0:13.18)					
2	7	RUBOS	2	65.1	0:11.25	0:26.04 [5]	0:13.37 [3]	1.02L			0:38.65	-4
		Montana Philpot		1600m	1600m	(0:12.67)	(0:13.37)					
3	3	PARISIENNE PIPER	4	65.8	0:11.21	0:26.46 [1]	0:13.61 [1]	1.53L			0:38.92	-1
		Olivia Webb		1600m	1600m	(0:12.85)	(0:13.61)					
4	6	HAPPY COFFEE	3	66.0	0:11.17	0:26.40 [3]	0:13.71 [2]	2.58L			0:38.91	-2
		Chelsea Baker		1400m	1600m	(0:12.69)	(0:13.71)					
5	1	OLD FAITHFUL	7	66.7	0:11.10	0:26.65 [4]	0:13.79 [5]	4.5L			0:39.20	+6
		Daniel Moor		1600m	1600m	(0:12.86)	(0:13.79)					
6	5	FERGUS EN MARCHE	6	65.1	0:11.36	0:26.61 [6]	0:13.70 [7]	5.2L			0:39.20	-3
		Leah Martyn		Overall	1600m	(0:12.91)	(0:13.70)					
7	4	ZEDIQUETTE	1	65.6	0:11.15	0:27.59 [2]	0:14.47 [6]	9.04L			0:40.27	-6
		Ben Thompson		1600m	1600m	(0:13.12)	(0:14.47)					



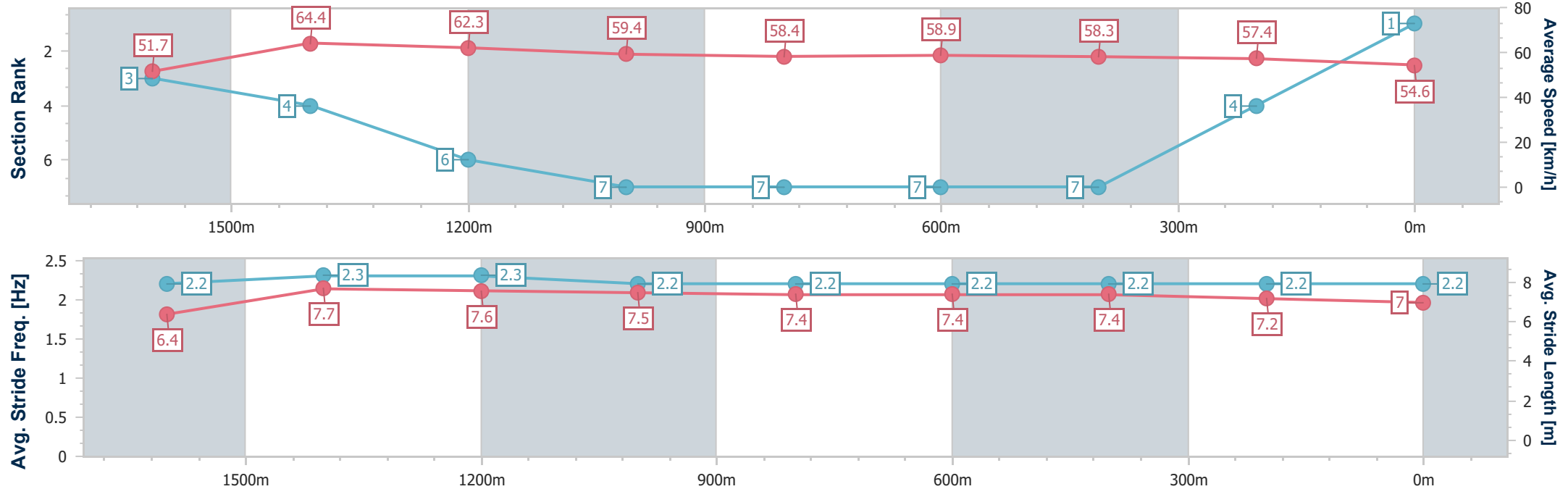
Horse/Jockey Name	Full Strength
Final Rank	1
Fastest Section Time (Section)	0:11.35 (1600m)
Top Speed [km/h] (Section)	65.7 (1600m)
Race State	Finished



Sunshine CoastProfessional  
Race 1: COOLUM BEACH HOTEL Maiden Handicap - 1800m  
26 October 2025 - 12:40  
Track Rating: Good 4, Weather: Fine, Rail Position: +7m Entire



Section	Overall	1600m	1400m	1200m	1000m	800m	600m	400m	200m				
Section Times	1:52.33 [1] (0:14.02)	1:38.31 [3] (0:11.35)	1:26.96 [4] (0:11.72)	1:15.24 [6] (0:12.13)	1:03.11 [7] (0:12.47)	0:50.64 [7] (0:12.42)	0:38.22 [7] (0:12.52)	0:25.70 [7] (0:12.52)	0:13.18 [4] (0:13.18)				
Average Speed [km/h]	51.7	64.4	62.3	59.4	58.4	58.9	58.3	57.4	54.6				
Top Speed [km/h]	63.9	65.7	63.7	61.5	58.7	59.9	58.7	57.9	57.0				
Avg. Dist. to Rail [m]	6.7	4.6	4.2	3.8	3.3	2.8	2.1	4.9	5.4				
Avg. Stride Freq. [Hz]	2.2	2.3	2.3	2.2	2.2	2.2	2.2	2.2	2.2				
Avg. Stride Length [m]	6.4	7.7	7.6	7.5	7.4	7.4	7.4	7.2	7.0				



[ ] Ranking at each section and finish  
- - - - - No data available at this section  
NA No data available



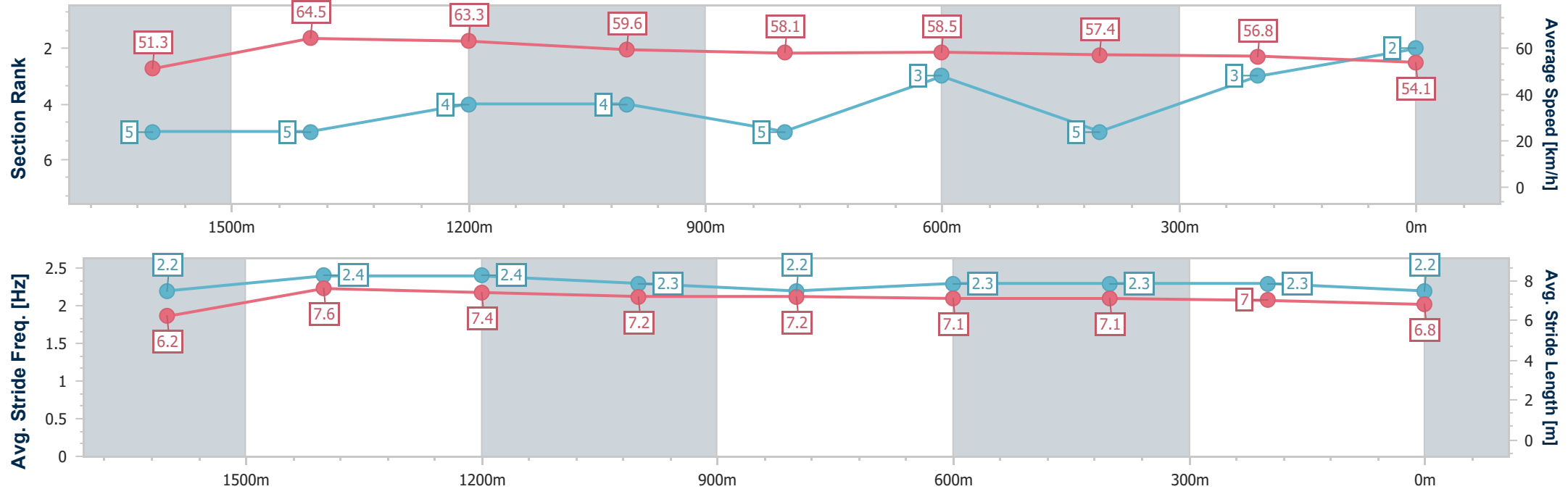
Horse/Jockey Name	Rubos
Final Rank	2
Fastest Section Time (Section)	0:11.25 (1600m)
Top Speed [km/h] (Section)	65.1 (1600m)
Race State	Finished



Sunshine CoastProfessional  
Race 1: COOLUM BEACH HOTEL Maiden Handicap - 1800m  
26 October 2025 - 12:40  
Track Rating: Good 4, Weather: Fine, Rail Position: +7m Entire



Section	Overall	1600m	1400m	1200m	1000m	800m	600m	400m	200m				
Section Times	1:52.50 [2] (0:14.15)	1:38.35 [5] (0:11.25)	1:27.10 [5] (0:11.45)	1:15.65 [4] (0:12.08)	1:03.57 [4] (0:12.48)	0:51.09 [5] (0:12.44)	0:38.65 [3] (0:12.61)	0:26.04 [5] (0:12.67)	0:13.37 [3] (0:13.37)				
Average Speed [km/h]	51.3	64.5	63.3	59.6	58.1	58.5	57.4	56.8	54.1				
Top Speed [km/h]	62.5	65.1	64.8	61.6	58.7	59.0	58.8	57.6	55.2				
Avg. Dist. to Rail [m]	4.2	2.3	2.5	2.5	2.4	1.9	1.0	2.3	2.8				
Avg. Stride Freq. [Hz]	2.2	2.4	2.4	2.3	2.2	2.3	2.3	2.3	2.2				
Avg. Stride Length [m]	6.2	7.6	7.4	7.2	7.2	7.1	7.1	7.0	6.8				



[ ] Ranking at each section and finish  
-.-.- No data available at this section  
NA No data available



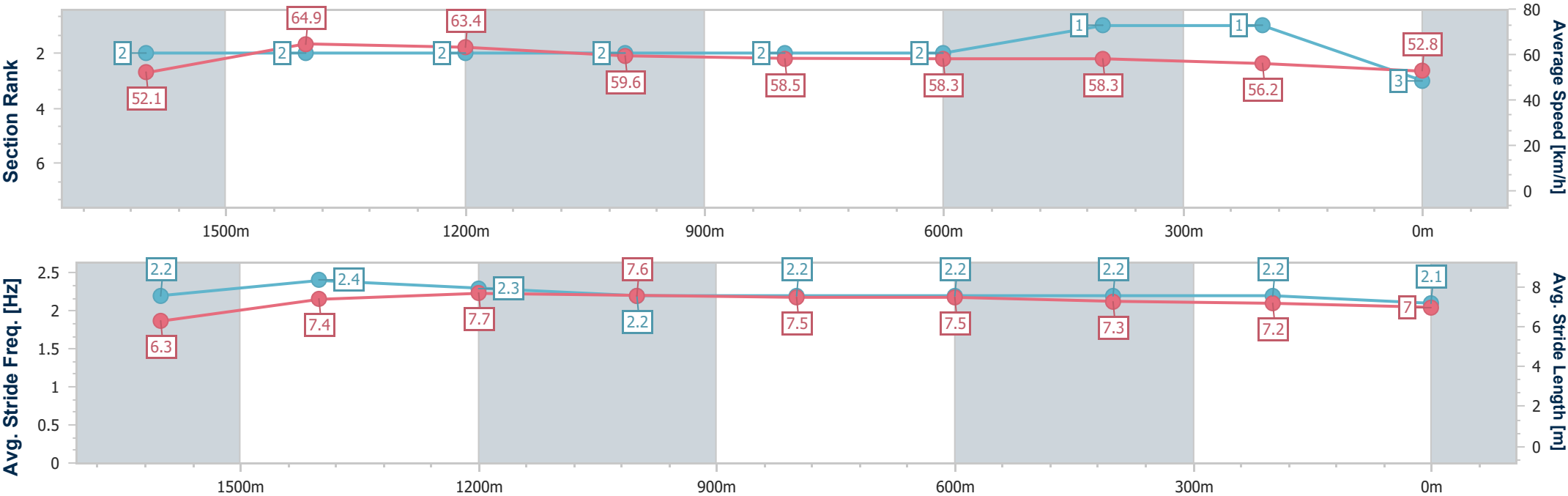
Horse/Jockey Name	Parisienne Piper
Final Rank	3
Fastest Section Time (Section)	0:11.21 (1600m)
Top Speed [km/h] (Section)	65.8 (1600m)
Race State	Finished



Sunshine CoastProfessional  
Race 1: COOLUM BEACH HOTEL Maiden Handicap - 1800m  
26 October 2025 - 12:40  
Track Rating: Good 4, Weather: Fine, Rail Position: +7m Entire



Section	Overall	1600m	1400m	1200m	1000m	800m	600m	400m	200m				
Section Times	1:52.59 [3] (0:13.98)	1:38.61 [2] (0:11.21)	1:27.40 [2] (0:11.45)	1:15.95 [2] (0:12.10)	1:03.85 [2] (0:12.44)	0:51.41 [2] (0:12.49)	0:38.92 [2] (0:12.46)	0:26.46 [1] (0:12.85)	0:13.61 [1] (0:13.61)				
Average Speed [km/h]	52.1	64.9	63.4	59.6	58.5	58.3	58.3	56.2	52.8				
Top Speed [km/h]	63.9	65.8	65.8	61.0	59.1	58.8	58.7	57.9	54.7				
Avg. Dist. to Rail [m]	5.6	3.7	3.5	3.5	3.2	2.6	1.7	2.9	3.9				
Avg. Stride Freq. [Hz]	2.2	2.4	2.3	2.2	2.2	2.2	2.2	2.2	2.1				
Avg. Stride Length [m]	6.3	7.4	7.7	7.6	7.5	7.5	7.3	7.2	7.0				



[ ] Ranking at each section and finish  
- - - - No data available at this section  
NA No data available



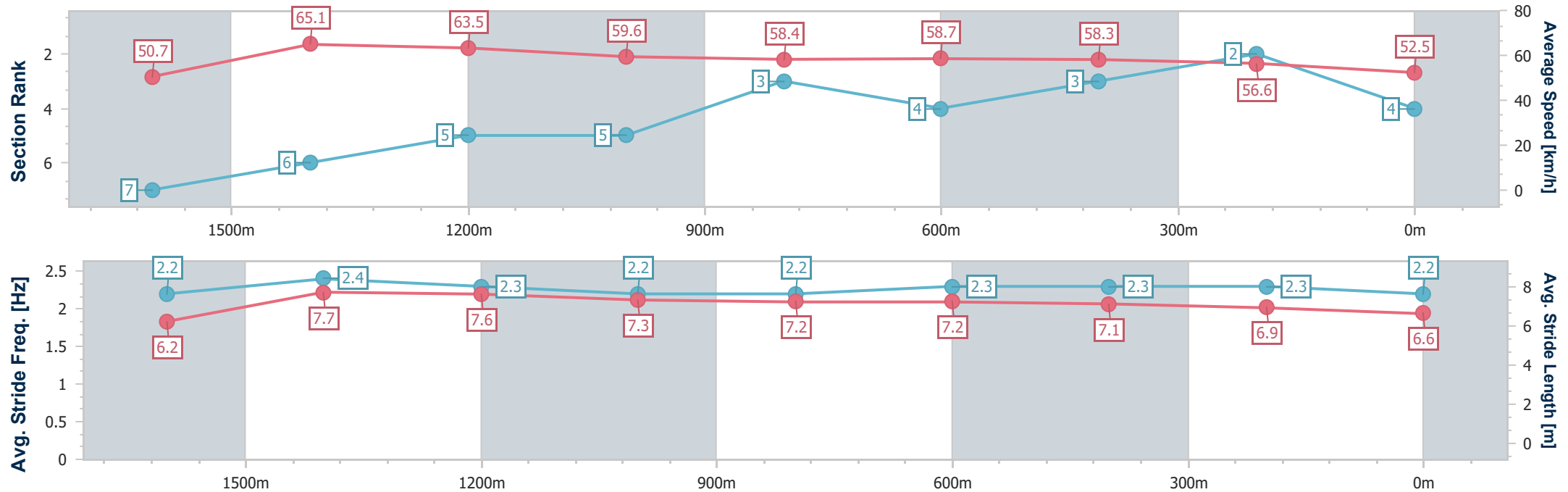
Horse/Jockey Name	Happy Coffee
Final Rank	4
Fastest Section Time (Section)	0:11.17 (1600m)
Top Speed [km/h] (Section)	66.0 (1400m)
Race State	Finished



Sunshine CoastProfessional  
Race 1: COOLUM BEACH HOTEL Maiden Handicap - 1800m  
26 October 2025 - 12:40  
Track Rating: Good 4, Weather: Fine, Rail Position: +7m Entire



Section	Overall	1600m	1400m	1200m	1000m	800m	600m	400m	200m				
Section Times	1:52.77 [4] (0:14.31)	1:38.46 [7] (0:11.17)	1:27.29 [6] (0:11.40)	1:15.89 [5] (0:12.11)	1:03.78 [5] (0:12.40)	0:51.38 [3] (0:12.47)	0:38.91 [4] (0:12.51)	0:26.40 [3] (0:12.69)	0:13.71 [2] (0:13.71)				
Average Speed [km/h]	50.7	65.1	63.5	59.6	58.4	58.7	58.3	56.6	52.5				
Top Speed [km/h]	63.5	66.0	66.0	61.8	59.1	59.5	59.1	58.5	54.8				
Avg. Dist. to Rail [m]	5.4	2.1	2.6	3.1	3.1	2.8	2.0	5.0	6.6				
Avg. Stride Freq. [Hz]	2.2	2.4	2.3	2.2	2.2	2.3	2.3	2.3	2.2				
Avg. Stride Length [m]	6.2	7.7	7.6	7.3	7.2	7.2	7.1	6.9	6.6				





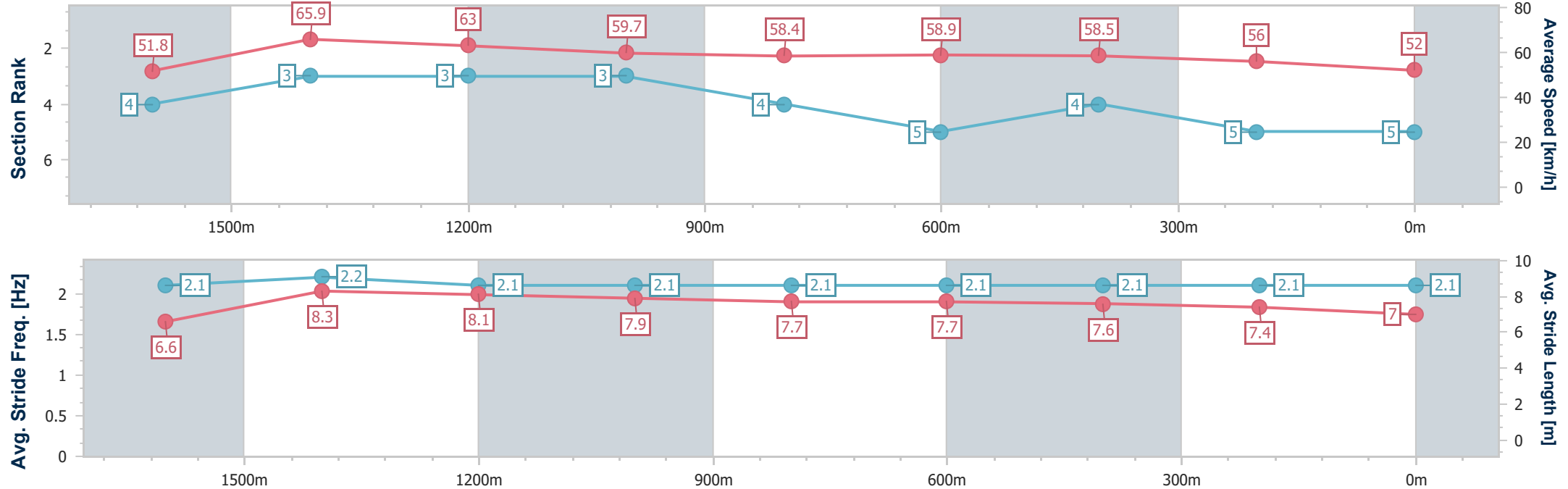
Horse/Jockey Name	Old Faithful
Final Rank	5
Fastest Section Time (Section)	0:11.10 (1600m)
Top Speed [km/h] (Section)	66.7 (1600m)
Race State	Finished



Sunshine CoastProfessional  
Race 1: COOLUM BEACH HOTEL Maiden Handicap - 1800m  
26 October 2025 - 12:40  
Track Rating: Good 4, Weather: Fine, Rail Position: +7m Entire



Section	Overall	1600m	1400m	1200m	1000m	800m	600m	400m	200m				
Section Times	1:53.09 [5] (0:14.15)	1:38.94 [4] (0:11.10)	1:27.84 [3] (0:11.55)	1:16.29 [3] (0:12.09)	1:04.20 [3] (0:12.51)	0:51.69 [4] (0:12.49)	0:39.20 [5] (0:12.55)	0:26.65 [4] (0:12.86)	0:13.79 [5] (0:13.79)				
Average Speed [km/h]	51.8	65.9	63.0	59.7	58.4	58.9	58.5	56.0	52.0				
Top Speed [km/h]	64.8	66.7	65.9	61.9	58.8	60.8	60.5	57.5	54.4				
Avg. Dist. to Rail [m]	9.2	5.4	4.4	4.3	4.1	3.6	3.4	7.4	9.3				
Avg. Stride Freq. [Hz]	2.1	2.2	2.1	2.1	2.1	2.1	2.1	2.1	2.1				
Avg. Stride Length [m]	6.6	8.3	8.1	7.9	7.7	7.7	7.6	7.4	7.0				





Horse/Jockey Name	Fergus En Marche
Final Rank	6
Fastest Section Time (Section)	0:11.36 (1600m)
Top Speed [km/h] (Section)	65.1 (Overall)
Race State	Finished



Sunshine CoastProfessional

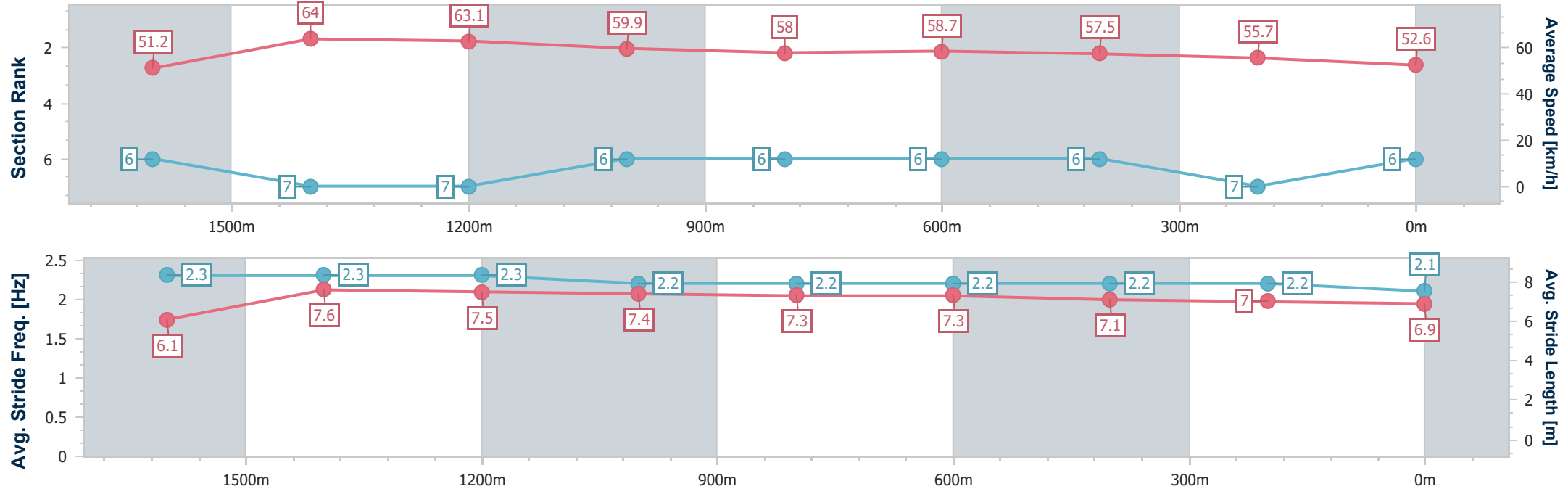
Race 1: COOLUM BEACH HOTEL Maiden Handicap - 1800m

SCTC SUNSHINE COAST TURF CLUB

26 October 2025 - 12:40

Track Rating: Good 4, Weather: Fine, Rail Position: +7m Entire

Section	Overall	1600m	1400m	1200m	1000m	800m	600m	400m	200m				
Section Times	1:53.21 [6] (0:14.27)	1:38.94 [6] (0:11.36)	1:27.58 [7] (0:11.47)	1:16.11 [7] (0:12.04)	1:04.07 [6] (0:12.48)	0:51.59 [6] (0:12.39)	0:39.20 [6] (0:12.59)	0:26.61 [6] (0:12.91)	0:13.70 [7] (0:13.70)				
Average Speed [km/h]	51.2	64.0	63.1	59.9	58.0	58.7	57.5	55.7	52.6				
Top Speed [km/h]	65.1	64.7	64.7	62.0	58.5	59.2	58.6	57.4	54.8				
Avg. Dist. to Rail [m]	7.4	3.8	2.3	2.3	2.2	1.6	0.8	3.0	4.2				
Avg. Stride Freq. [Hz]	2.3	2.3	2.3	2.2	2.2	2.2	2.2	2.2	2.1				
Avg. Stride Length [m]	6.1	7.6	7.5	7.4	7.3	7.3	7.1	7.0	6.9				







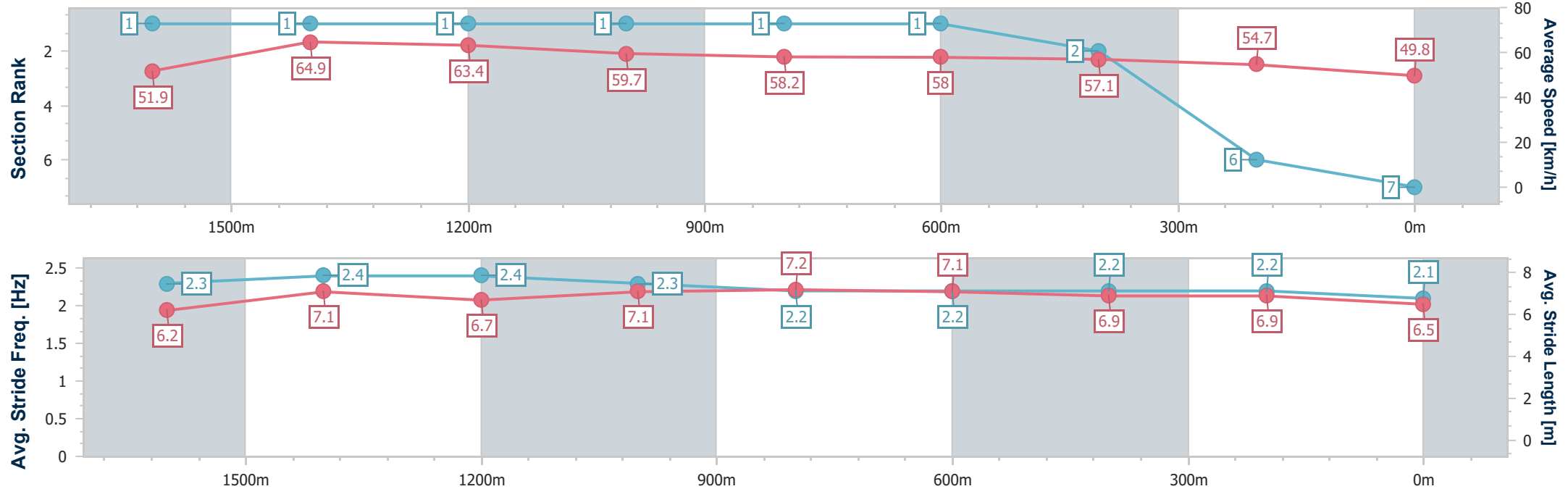
Horse/Jockey Name	Zediquette
Final Rank	7
Fastest Section Time (Section)	0:11.15 (1600m)
Top Speed [km/h] (Section)	65.6 (1600m)
Race State	Finished



Sunshine CoastProfessional  
Race 1: COOLUM BEACH HOTEL Maiden Handicap - 1800m  
26 October 2025 - 12:40  
Track Rating: Good 4, Weather: Fine, Rail Position: +7m Entire



Section	Overall	1600m	1400m	1200m	1000m	800m	600m	400m	200m				
Section Times	1:53.87 [7] (0:13.95)	1:39.92 [1] (0:11.15)	1:28.77 [1] (0:11.44)	1:17.33 [1] (0:12.07)	1:05.26 [1] (0:12.47)	0:52.79 [1] (0:12.52)	0:40.27 [1] (0:12.68)	0:27.59 [2] (0:13.12)	0:14.47 [6] (0:14.47)				
Average Speed [km/h]	51.9	64.9	63.4	59.7	58.2	58.0	57.1	54.7	49.8				
Top Speed [km/h]	64.2	65.6	65.3	61.2	58.6	58.4	58.2	55.9	53.2				
Avg. Dist. to Rail [m]	3.3	2.4	2.5	2.6	2.3	1.8	0.8	1.1	2.1				
Avg. Stride Freq. [Hz]	2.3	2.4	2.4	2.3	2.2	2.2	2.2	2.2	2.1				
Avg. Stride Length [m]	6.2	7.1	6.7	7.1	7.2	7.1	6.9	6.9	6.5				





Sunshine Coast Professional  
Race 2: PETER ANDREW REAL ESTATE Class 4 Handicap - 1000m  
26 October 2025 - 13:15



Track Rating: Good 4, Weather: Fine, Rail Position: +7m Entire

Section						Overall	800m	600m	400m	200m			Last 600m
Field Times						0:57.58 (0:13.36)	0:44.22 (0:10.96)	0:33.26 (0:11.12)	0:22.14 (0:10.78)	0:11.36 (0:11.36)			0:33.26
Rank	TAB	Horse/Jockey	Barrier	Top Speed [km/h]	Fastest Section						Margin		Distance Travelled [m]
1	2	SHAKO	5	69.3	0:10.56	0:57.58 [1]	0:43.74 [5]	0:32.76 [5]	0:21.68 [5]	0:11.12 [5]	0:57.58	0:32.76	
		Leah Martyn		400m	400m	(0:13.84)	(0:10.98)	(0:11.08)	(0:10.56)	(0:11.12)			
2	5	KING SPIRIT	1	67.6	0:10.78	0:57.61 [2]	0:44.25 [1]	0:33.29 [1]	0:22.17 [1]	0:11.39 [1]	0.21L	0:33.29	-3
		Ben Thompson		400m	400m	(0:13.36)	(0:10.96)	(0:11.12)	(0:10.78)	(0:11.39)			
3	3	DEFIANT SPIRIT	2	67.3	0:10.82	0:57.80 [3]	0:44.24 [3]	0:33.23 [3]	0:22.21 [3]	0:11.39 [3]	1.31L	0:33.23	-6
		Ryan Maloney		400m	400m	(0:13.56)	(0:11.01)	(0:11.02)	(0:10.82)	(0:11.39)			
4	6	I MISS MARGIE	3	67.9	0:10.85	0:57.92 [4]	0:44.45 [2]	0:33.51 [2]	0:22.36 [2]	0:11.51 [3]	2.01L	0:33.51	-1
		Montana Philpot		800m	400m	(0:13.47)	(0:10.94)	(0:11.15)	(0:10.85)	(0:11.51)			
5	7	MAKE IT SO	4	68.6	0:10.73	0:57.98 [5]	0:44.16 [4]	0:33.29 [4]	0:22.38 [4]	0:11.65 [2]	2.34L	0:33.29	-4
		Kyle Wilson-Taylor		400m	400m	(0:13.82)	(0:10.87)	(0:10.91)	(0:10.73)	(0:11.65)			

Scratched: Shows A Sign (#4), Wild Botanica (#1)



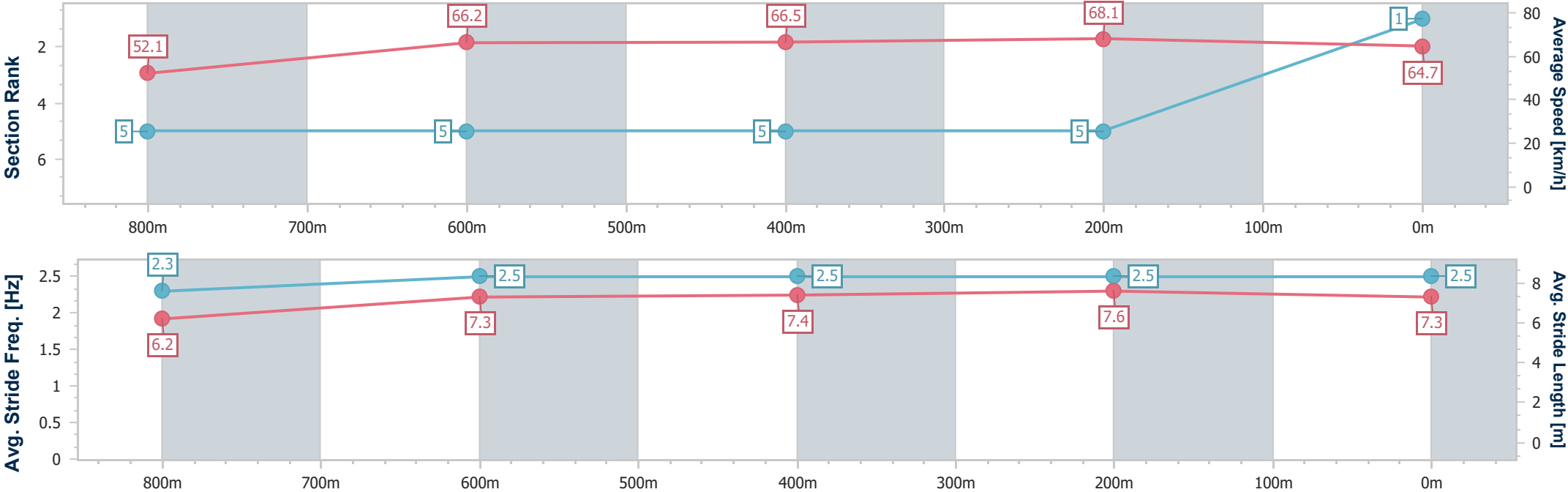
Horse/Jockey Name	Shako
Final Rank	1
Fastest Section Time (Section)	0:10.56 (400m)
Top Speed [km/h] (Section)	69.3 (400m)
Race State	Finished



Sunshine CoastProfessional  
Race 2: PETER ANDREW REAL ESTATE Class 4 Handicap - 1000m  
26 October 2025 - 13:15  
Track Rating: Good 4, Weather: Fine, Rail Position: +7m Entire



Section	Overall	800m	600m	400m	200m									
Section Times	0:57.58 [1] (0:13.84)	0:43.74 [5] (0:10.98)	0:32.76 [5] (0:11.08)	0:21.68 [5] (0:10.56)	0:11.12 [5] (0:11.12)									
Average Speed [km/h]	52.1	66.2	66.5	68.1	64.7									
Top Speed [km/h]	66.5	68.8	69.2	69.3	68.3									
Avg. Dist. to Rail [m]	5.8	2.8	3.6	5.5	7.0									
Avg. Stride Freq. [Hz]	2.3	2.5	2.5	2.5	2.5									
Avg. Stride Length [m]	6.2	7.3	7.4	7.6	7.3									





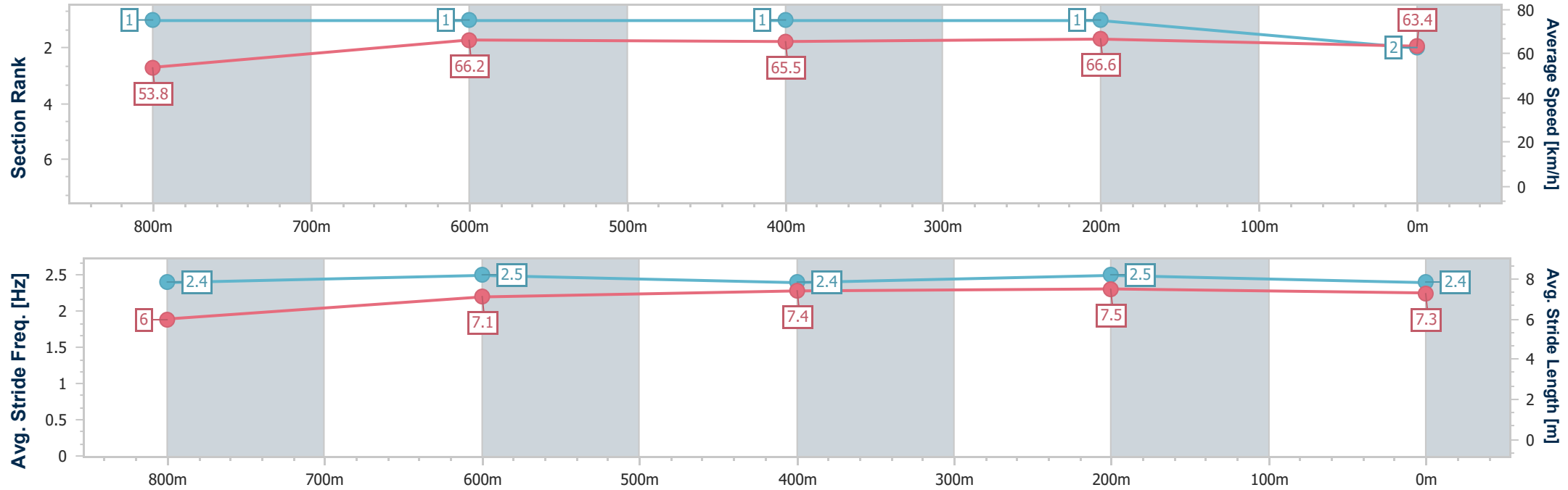
Horse/Jockey Name	King Spirit
Final Rank	2
Fastest Section Time (Section)	0:10.78 (400m)
Top Speed [km/h] (Section)	67.6 (400m)
Race State	Finished



Sunshine CoastProfessional  
Race 2: PETER ANDREW REAL ESTATE Class 4 Handicap - 1000m  
26 October 2025 - 13:15  
Track Rating: Good 4, Weather: Fine, Rail Position: +7m Entire



Section	Overall	800m	600m	400m	200m										
Section Times	0:57.61 [2] (0:13.36)	0:44.25 [1] (0:10.96)	0:33.29 [1] (0:11.12)	0:22.17 [1] (0:10.78)	0:11.39 [1] (0:11.39)										
Average Speed [km/h]	53.8	66.2	65.5	66.6	63.4										
Top Speed [km/h]	66.5	66.9	66.6	67.6	66.4										
Avg. Dist. to Rail [m]	2.9	2.3	1.8	1.4	3.0										
Avg. Stride Freq. [Hz]	2.4	2.5	2.4	2.5	2.4										
Avg. Stride Length [m]	6.0	7.1	7.4	7.5	7.3										





Horse/Jockey Name	Defiant Spirit
Final Rank	3
Fastest Section Time (Section)	0:10.82 (400m)
Top Speed [km/h] (Section)	67.3 (400m)
Race State	Finished



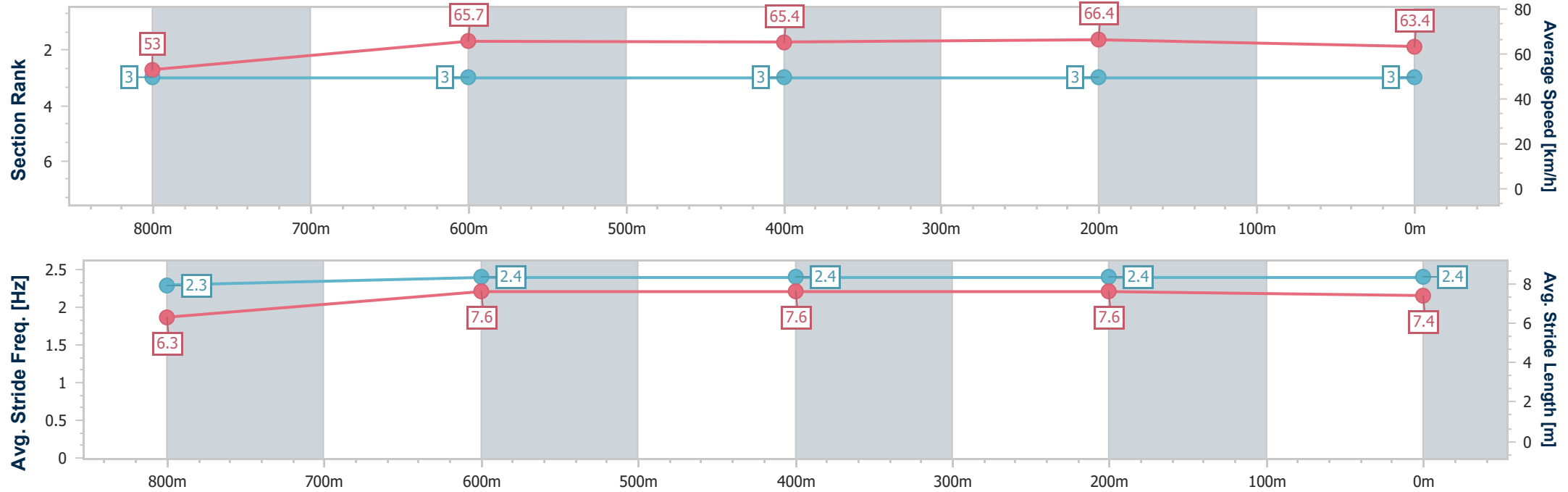
Sunshine CoastProfessional  
Race 2: PETER ANDREW REAL ESTATE Class 4 Handicap - 1000m



26 October 2025 - 13:15

Track Rating: Good 4, Weather: Fine, Rail Position: +7m Entire

Section	Overall	800m	600m	400m	200m										
Section Times	0:57.80 [3] (0:13.56)	0:44.24 [3] (0:11.01)	0:33.23 [3] (0:11.02)	0:22.21 [3] (0:10.82)	0:11.39 [3] (0:11.39)										
Average Speed [km/h]	53.0	65.7	65.4	66.4	63.4										
Top Speed [km/h]	67.1	66.9	66.7	67.3	66.6										
Avg. Dist. to Rail [m]	3.2	1.5	0.3	1.2	2.9										
Avg. Stride Freq. [Hz]	2.3	2.4	2.4	2.4	2.4										
Avg. Stride Length [m]	6.3	7.6	7.6	7.6	7.4										





Horse/Jockey Name	I Miss Margie
Final Rank	4
Fastest Section Time (Section)	0:10.85 (400m)
Top Speed [km/h] (Section)	67.9 (800m)
Race State	Finished



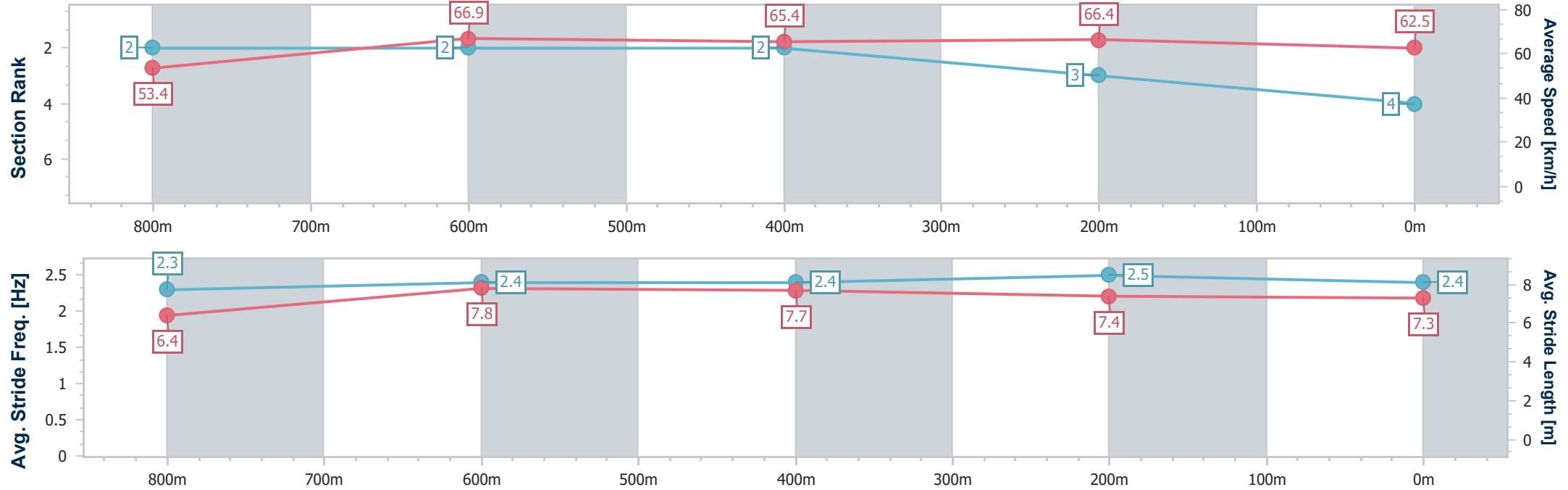
Sunshine CoastProfessional  
Race 2: PETER ANDREW REAL ESTATE Class 4 Handicap -  
1000m



26 October 2025 - 13:15

Track Rating: Good 4, Weather: Fine, Rail Position: +7m Entire

Section	Overall	800m	600m	400m	200m									
Section Times	0:57.92 [4] (0:13.47)	0:44.45 [2] (0:10.94)	0:33.51 [2] (0:11.15)	0:22.36 [2] (0:10.85)	0:11.51 [3] (0:11.51)									
Average Speed [km/h]	53.4	66.9	65.4	66.4	62.5									
Top Speed [km/h]	67.8	67.9	67.0	67.3	66.2									
Avg. Dist. to Rail [m]	5.2	4.0	2.2	2.1	4.0									
Avg. Stride Freq. [Hz]	2.3	2.4	2.4	2.5	2.4									
Avg. Stride Length [m]	6.4	7.8	7.7	7.4	7.3									



- [ ] Ranking at each section and finish
- .-.- No data available at this section
- NA No data available



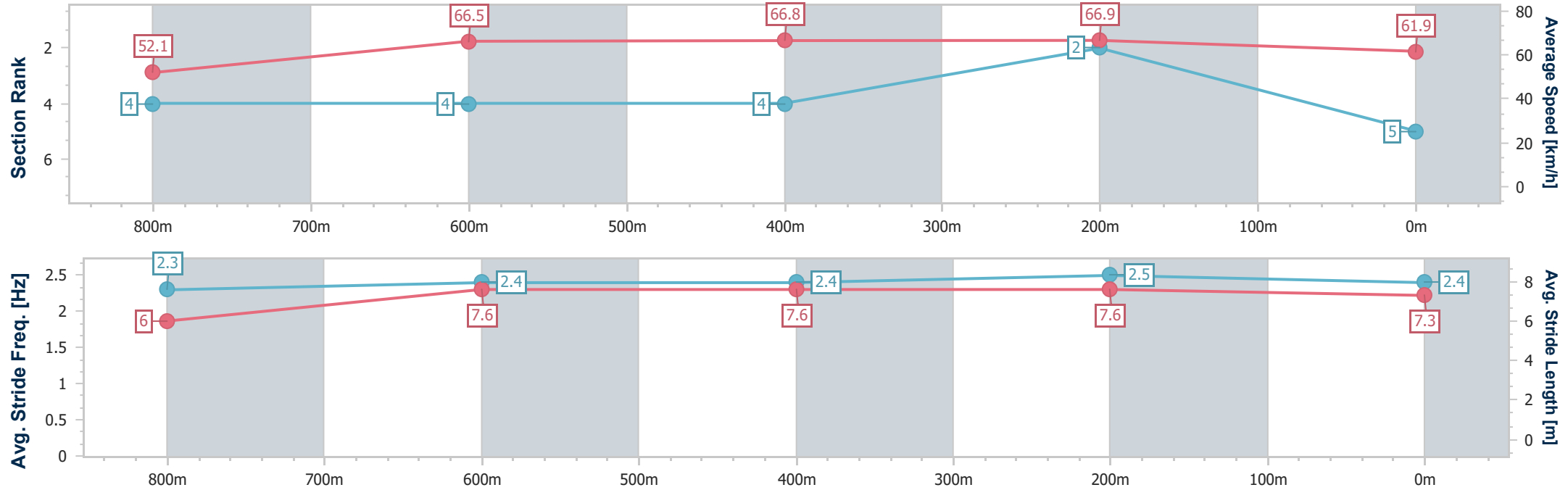
Horse/Jockey Name	Make It So
Final Rank	5
Fastest Section Time (Section)	0:10.73 (400m)
Top Speed [km/h] (Section)	68.6 (400m)
Race State	Finished



Sunshine CoastProfessional  
Race 2: PETER ANDREW REAL ESTATE Class 4 Handicap - 1000m  
26 October 2025 - 13:15  
Track Rating: Good 4, Weather: Fine, Rail Position: +7m Entire



Section	Overall	800m	600m	400m	200m									
Section Times	0:57.98 [5] (0:13.82)	0:44.16 [4] (0:10.87)	0:33.29 [4] (0:10.91)	0:22.38 [4] (0:10.73)	0:11.65 [2] (0:11.65)									
Average Speed [km/h]	52.1	66.5	66.8	66.9	61.9									
Top Speed [km/h]	66.9	67.1	67.3	68.6	65.1									
Avg. Dist. to Rail [m]	4.2	1.5	1.3	1.8	3.9									
Avg. Stride Freq. [Hz]	2.3	2.4	2.4	2.5	2.4									
Avg. Stride Length [m]	6.0	7.6	7.6	7.6	7.3									





Sunshine Coast Professional  
Race 3: MEND BUILDING QTIS Three-Year-Old & Four-Year-Old  
BENCHMARK 65 Handicap - 1200m  
26 October 2025 - 13:51



Track Rating: Good 4, Weather: Fine, Rail Position: +7m Entire

Section		Overall				1000m	800m	600m	400m	200m	Last 600m		
Field Times		1:10.17				0:56.70	0:45.88	0:34.12	0:22.49	0:11.56	0:34.12		
		(0:13.47)				(0:10.82)	(0:11.76)	(0:11.63)	(0:10.93)	(0:11.56)			
Rank	TAB	Horse/Jockey	Barrier	Top Speed [km/h]	Fastest Section						Margin	Distance Travelled [m]	
1	1	READY TO SCHIPP	7	69.3	0:10.82	1:10.17 [1]	0:56.70 [1]	0:45.88 [1]	0:34.12 [1]	0:22.49 [1]	0:11.56 [1]	1:10.17	0:34.12
		Jasper Franklin		1000m	1000m	(0:13.47)	(0:10.82)	(0:11.76)	(0:11.63)	(0:10.93)	(0:11.56)		
2	6	BREEZIN'	10	68.1	0:10.90	1:10.73 [2]	0:57.00 [4]	0:46.10 [4]	0:34.35 [4]	0:22.86 [3]	0:11.78 [3]	3.28L	0:34.35 +3
		Cejay Graham		1000m	1000m	(0:13.73)	(0:10.90)	(0:11.75)	(0:11.49)	(0:11.08)	(0:11.78)		
3	2	LONE ARTIST	5	69.7	0:10.79	1:11.02 [3]	0:57.40 [3]	0:46.61 [2]	0:34.87 [2]	0:23.32 [2]	0:12.19 [2]	4.97L	0:34.87 +1
		Kyle Wilson-Taylor		1000m	1000m	(0:13.62)	(0:10.79)	(0:11.74)	(0:11.55)	(0:11.13)	(0:12.19)		
4	8	WANTED HILLBILLY	3	68.4	0:10.94	1:11.11 [4]	0:57.18 [5]	0:46.24 [5]	0:34.57 [5]	0:23.05 [5]	0:11.90 [5]	5.51L	0:34.57 +0
		Angela Jones		1000m	1000m	(0:13.93)	(0:10.94)	(0:11.67)	(0:11.52)	(0:11.15)	(0:11.90)		
5	3	JOY A PLENTY	8	67.9	0:11.02	1:11.19 [5]	0:56.95 [8]	0:45.87 [7]	0:34.48 [7]	0:23.05 [6]	0:12.03 [4]	5.98L	0:34.48 +5
		Karl Zechner		800m	400m	(0:14.24)	(0:11.08)	(0:11.39)	(0:11.43)	(0:11.02)	(0:12.03)		
6	7	RED FEATHER BOA	1	68.1	0:10.96	1:11.57 [6]	0:58.05 [2]	0:47.09 [3]	0:35.31 [3]	0:23.65 [4]	0:12.35 [6]	8.22L	0:35.31 +0
		Georgina Cartwright		1000m	1000m	(0:13.52)	(0:10.96)	(0:11.78)	(0:11.66)	(0:11.30)	(0:12.35)		
7	4	BLUE ALLURE	9	66.5	0:11.20	1:11.61 [7]	0:57.10 [10]	0:45.85 [10]	0:34.50 [10]	0:23.06 [10]	0:11.86 [8]	8.48L	0:34.50 +6
		Ben Thompson		800m	400m	(0:14.51)	(0:11.25)	(0:11.35)	(0:11.44)	(0:11.20)	(0:11.86)		
8	5	WHAT ARTISTS DO	4	69.7	0:11.18	1:11.84 [8]	0:57.66 [7]	0:46.48 [8]	0:34.97 [8]	0:23.54 [7]	0:12.19 [7]	9.79L	0:34.97 +0
		Sean Cormack		Overall	1000m	(0:14.18)	(0:11.18)	(0:11.51)	(0:11.43)	(0:11.35)	(0:12.19)		
9	9	BRAZEN SAILOR	6	66.2	0:11.23	1:12.32 [9]	0:57.91 [9]	0:46.68 [9]	0:35.36 [9]	0:23.88 [9]	0:12.46 [9]	12.64L	0:35.36 +2
		Daniel Moor		800m	1000m	(0:14.41)	(0:11.23)	(0:11.32)	(0:11.48)	(0:11.42)	(0:12.46)		
10	10	DO WHAT I SAY	2	67.7	0:11.17	1:12.97 [10]	0:58.97 [6]	0:47.80 [6]	0:36.27 [6]	0:24.64 [8]	0:13.10 [10]	16.47L	0:36.27 -2
		Micheal Hellyer		1000m	1000m	(0:14.00)	(0:11.17)	(0:11.53)	(0:11.63)	(0:11.54)	(0:13.10)		





Horse/Jockey Name	Ready To Schipp
Final Rank	1
Fastest Section Time (Section)	0:10.82 (1000m)
Top Speed [km/h] (Section)	69.3 (1000m)
Race State	Finished



Sunshine CoastProfessional

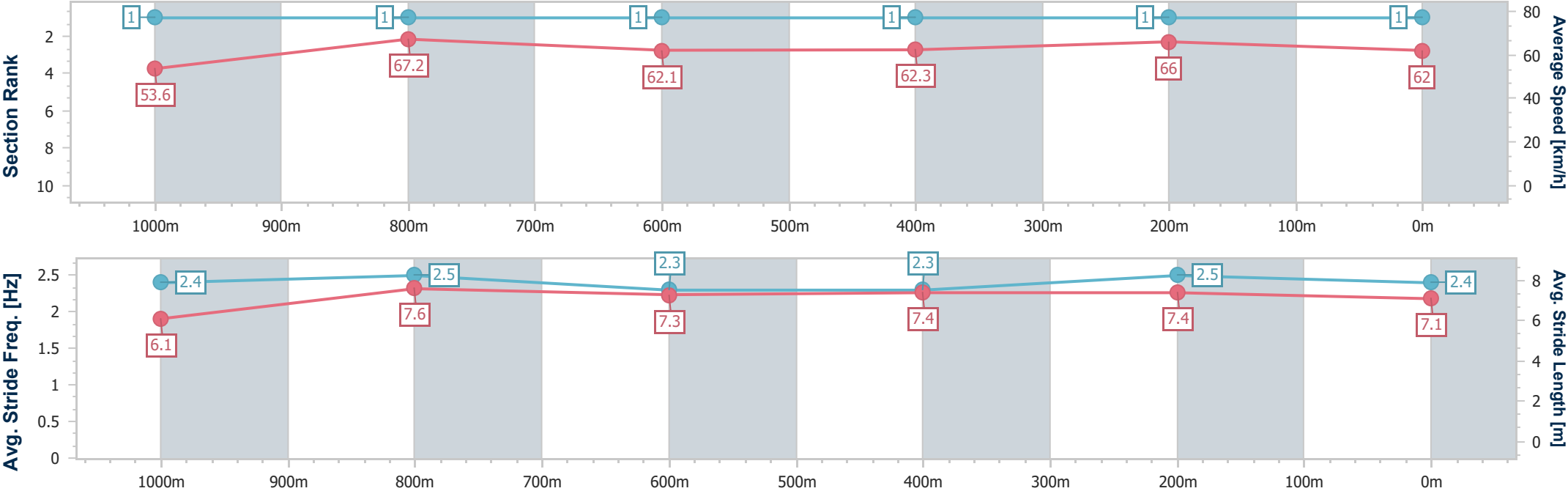
Race 3: MEND BUILDING QTIS Three-Year-Old & Four-Year-Old  
BENCHMARK 65 Handicap - 1200m

SCTC SUNSHINE COAST TURF CLUB

26 October 2025 - 13:51

Track Rating: Good 4, Weather: Fine, Rail Position: +7m Entire

Section	Overall	1000m	800m	600m	400m	200m							
Section Times	1:10.17 [1] (0:13.47)	0:56.70 [1] (0:10.82)	0:45.88 [1] (0:11.76)	0:34.12 [1] (0:11.63)	0:22.49 [1] (0:10.93)	0:11.56 [1] (0:11.56)							
Average Speed [km/h]	53.6	67.2	62.1	62.3	66.0	62.0							
Top Speed [km/h]	68.9	69.3	64.9	64.2	66.4	65.8							
Avg. Dist. to Rail [m]	7.0	4.1	2.5	0.9	1.2	0.5							
Avg. Stride Freq. [Hz]	2.4	2.5	2.3	2.3	2.5	2.4							
Avg. Stride Length [m]	6.1	7.6	7.3	7.4	7.4	7.1							



- [ ] Ranking at each section and finish
- .-.- No data available at this section
- NA No data available



Horse/Jockey Name	Breezin'
Final Rank	2
Fastest Section Time (Section)	0:10.90 (1000m)
Top Speed [km/h] (Section)	68.1 (1000m)
Race State	Finished



Sunshine CoastProfessional

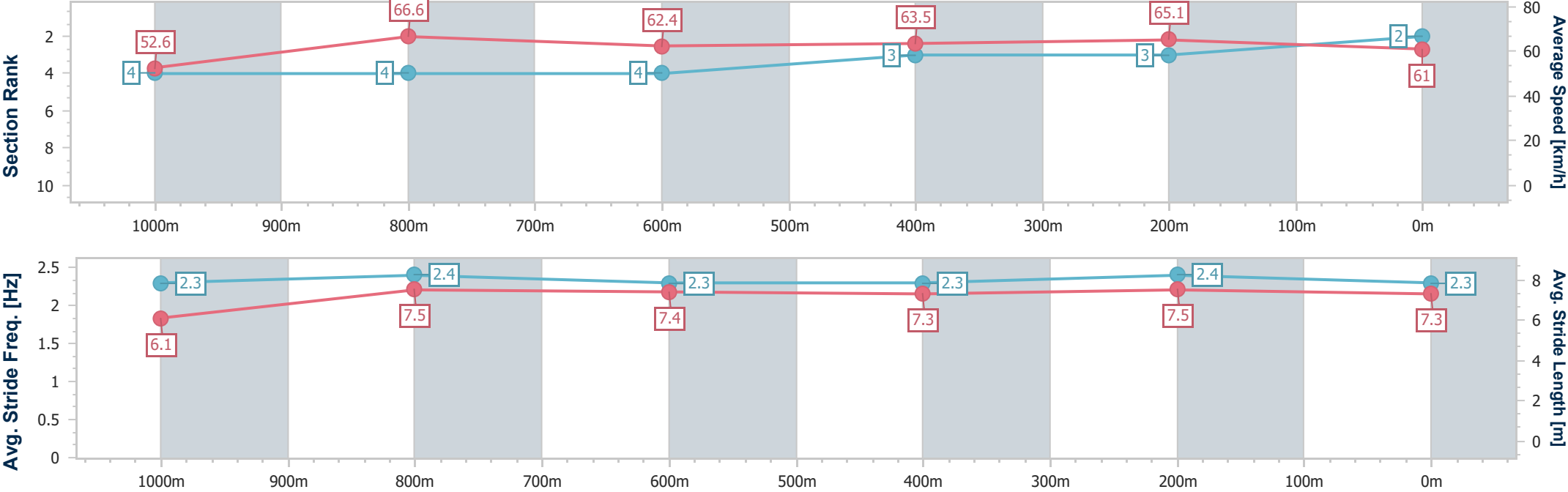
Race 3: MEND BUILDING QTIS Three-Year-Old & Four-Year-Old  
BENCHMARK 65 Handicap - 1200m

SCTC SUNSHINE COAST TURF CLUB

26 October 2025 - 13:51

Track Rating: Good 4, Weather: Fine, Rail Position: +7m Entire

Section	Overall	1000m	800m	600m	400m	200m							
Section Times	1:10.73 [2] (0:13.73)	0:57.00 [4] (0:10.90)	0:46.10 [4] (0:11.75)	0:34.35 [4] (0:11.49)	0:22.86 [3] (0:11.08)	0:11.78 [3] (0:11.78)							
Average Speed [km/h]	52.6	66.6	62.4	63.5	65.1	61.0							
Top Speed [km/h]	67.1	68.1	64.3	64.5	65.7	63.9							
Avg. Dist. to Rail [m]	9.6	3.6	3.1	2.2	3.3	2.9							
Avg. Stride Freq. [Hz]	2.3	2.4	2.3	2.3	2.4	2.3							
Avg. Stride Length [m]	6.1	7.5	7.4	7.3	7.5	7.3							





Horse/Jockey Name	Lone Artist
Final Rank	3
Fastest Section Time (Section)	0:10.79 (1000m)
Top Speed [km/h] (Section)	69.7 (1000m)
Race State	Finished



Sunshine CoastProfessional

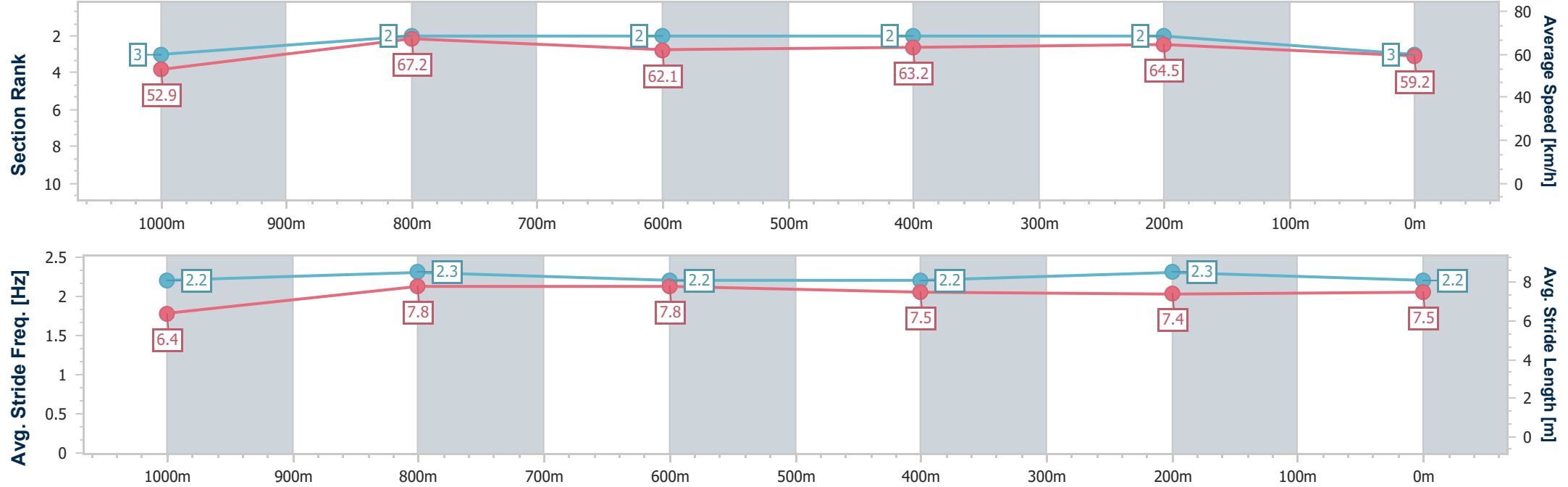
Race 3: MEND BUILDING QTIS Three-Year-Old & Four-Year-Old  
BENCHMARK 65 Handicap - 1200m

SCTC SUNSHINE COAST TURF CLUB

26 October 2025 - 13:51

Track Rating: Good 4, Weather: Fine, Rail Position: +7m Entire

Section	Overall	1000m	800m	600m	400m	200m							
Section Times	1:11.02 [3] (0:13.62)	0:57.40 [3] (0:10.79)	0:46.61 [2] (0:11.74)	0:34.87 [2] (0:11.55)	0:23.32 [2] (0:11.13)	0:12.19 [2] (0:12.19)							
Average Speed [km/h]	52.9	67.2	62.1	63.2	64.5	59.2							
Top Speed [km/h]	68.5	69.7	63.6	64.9	65.5	62.5							
Avg. Dist. to Rail [m]	5.0	2.2	2.2	2.0	2.7	2.3							
Avg. Stride Freq. [Hz]	2.2	2.3	2.2	2.2	2.3	2.2							
Avg. Stride Length [m]	6.4	7.8	7.8	7.5	7.4	7.5							





Horse/Jockey Name	Wanted Hillbilly
Final Rank	4
Fastest Section Time (Section)	0:10.94 (1000m)
Top Speed [km/h] (Section)	68.4 (1000m)
Race State	Finished



Sunshine CoastProfessional

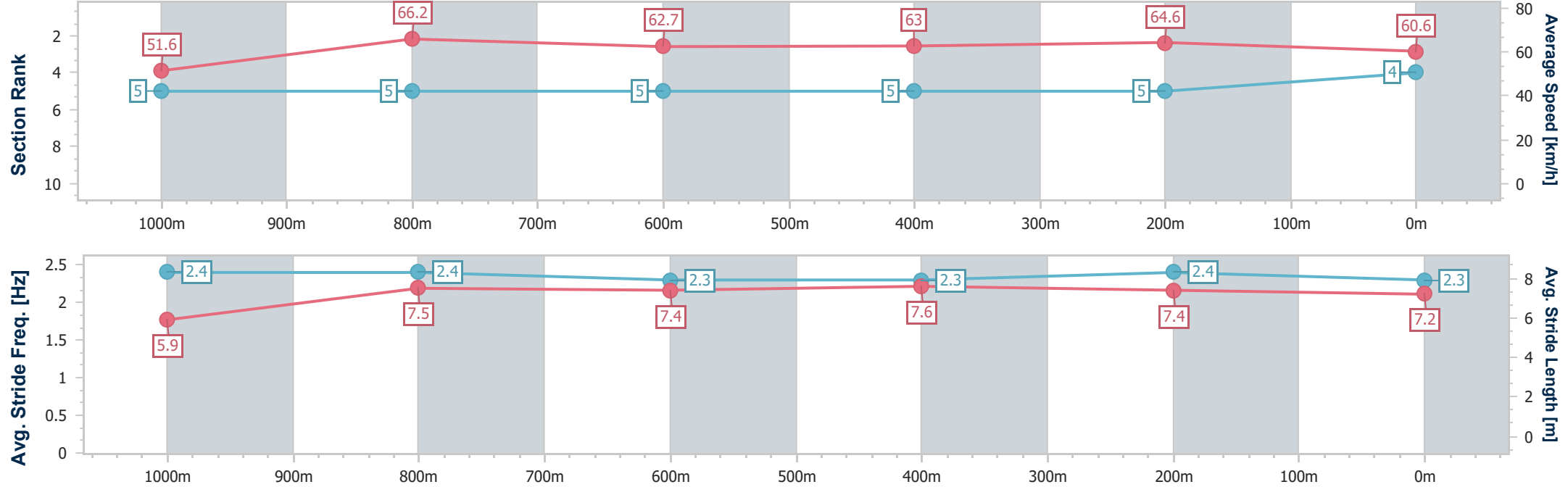
Race 3: MEND BUILDING QTIS Three-Year-Old & Four-Year-Old  
BENCHMARK 65 Handicap - 1200m

SCTCSUNSHINE COAST TURF CLUB

26 October 2025 - 13:51

Track Rating: Good 4, Weather: Fine, Rail Position: +7m Entire

Section	Overall	1000m	800m	600m	400m	200m								
Section Times	1:11.11 [4] (0:13.93)	0:57.18 [5] (0:10.94)	0:46.24 [5] (0:11.67)	0:34.57 [5] (0:11.52)	0:23.05 [5] (0:11.15)	0:11.90 [5] (0:11.90)								
Average Speed [km/h]	51.6	66.2	62.7	63.0	64.6	60.6								
Top Speed [km/h]	65.7	68.4	63.7	65.7	66.7	62.9								
Avg. Dist. to Rail [m]	3.8	2.3	2.5	1.8	3.0	3.4								
Avg. Stride Freq. [Hz]	2.4	2.4	2.3	2.3	2.4	2.3								
Avg. Stride Length [m]	5.9	7.5	7.4	7.6	7.4	7.2								



[ ] Ranking at each section and finish  
-.-.- No data available at this section  
NA No data available



Horse/Jockey Name	Joy A Plenty
Final Rank	5
Fastest Section Time (Section)	0:11.02 (400m)
Top Speed [km/h] (Section)	67.9 (800m)
Race State	Finished



Sunshine CoastProfessional

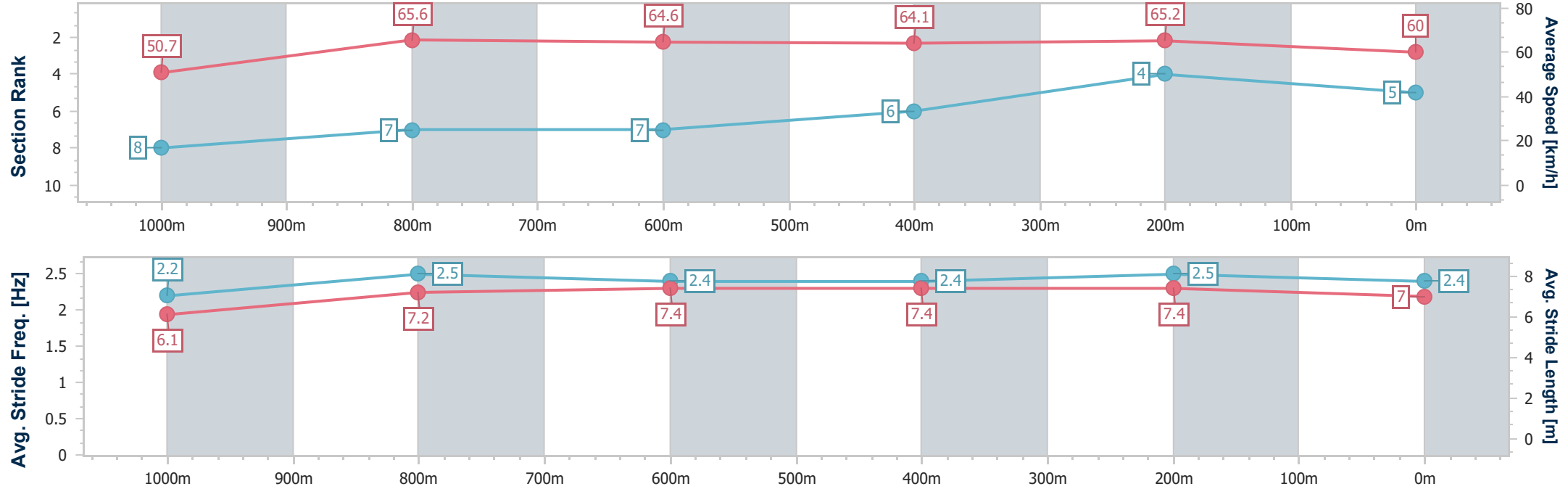
Race 3: MEND BUILDING QTIS Three-Year-Old & Four-Year-Old  
BENCHMARK 65 Handicap - 1200m

SCTC SUNSHINE COAST TURF CLUB

26 October 2025 - 13:51

Track Rating: Good 4, Weather: Fine, Rail Position: +7m Entire

Section	Overall	1000m	800m	600m	400m	200m							
Section Times	1:11.19 [5] (0:14.24)	0:56.95 [8] (0:11.08)	0:45.87 [7] (0:11.39)	0:34.48 [7] (0:11.43)	0:23.05 [6] (0:11.02)	0:12.03 [4] (0:12.03)							
Average Speed [km/h]	50.7	65.6	64.6	64.1	65.2	60.0							
Top Speed [km/h]	64.5	67.9	67.9	64.9	66.6	63.9							
Avg. Dist. to Rail [m]	6.9	4.0	3.9	3.1	4.0	4.3							
Avg. Stride Freq. [Hz]	2.2	2.5	2.4	2.4	2.5	2.4							
Avg. Stride Length [m]	6.1	7.2	7.4	7.4	7.4	7.0							



- [ ] Ranking at each section and finish
- .-.- No data available at this section
- NA No data available



Horse/Jockey Name	Red Feather Boa
Final Rank	6
Fastest Section Time (Section)	0:10.96 (1000m)
Top Speed [km/h] (Section)	68.1 (1000m)
Race State	Finished



Sunshine CoastProfessional

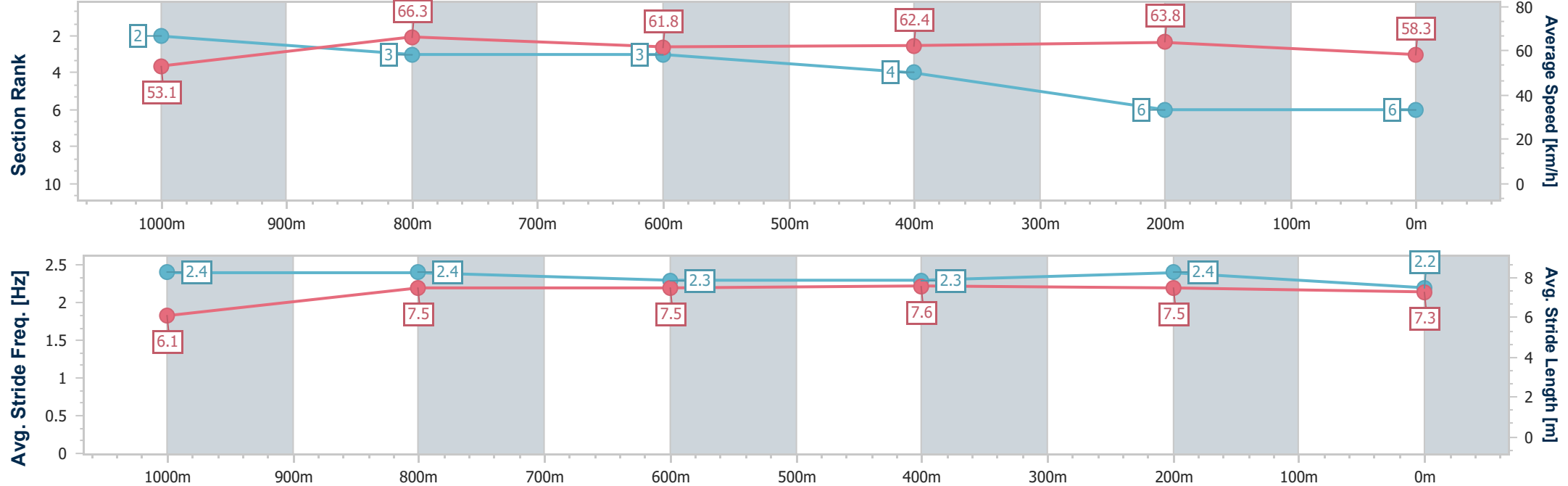
Race 3: MEND BUILDING QTIS Three-Year-Old & Four-Year-Old  
BENCHMARK 65 Handicap - 1200m

SCTC SUNSHINE COAST TURF CLUB

26 October 2025 - 13:51

Track Rating: Good 4, Weather: Fine, Rail Position: +7m Entire

Section	Overall	1000m	800m	600m	400m	200m								
Section Times	1:11.57 [6] (0:13.52)	0:58.05 [2] (0:10.96)	0:47.09 [3] (0:11.78)	0:35.31 [3] (0:11.66)	0:23.65 [4] (0:11.30)	0:12.35 [6] (0:12.35)								
Average Speed [km/h]	53.1	66.3	61.8	62.4	63.8	58.3								
Top Speed [km/h]	67.6	68.1	64.6	63.9	64.9	62.1								
Avg. Dist. to Rail [m]	3.0	2.5	2.4	1.7	1.1	0.6								
Avg. Stride Freq. [Hz]	2.4	2.4	2.3	2.3	2.4	2.2								
Avg. Stride Length [m]	6.1	7.5	7.5	7.6	7.5	7.3								





Horse/Jockey Name	Blue Allure
Final Rank	7
Fastest Section Time (Section)	0:11.20 (400m)
Top Speed [km/h] (Section)	66.5 (800m)
Race State	Finished



Sunshine CoastProfessional

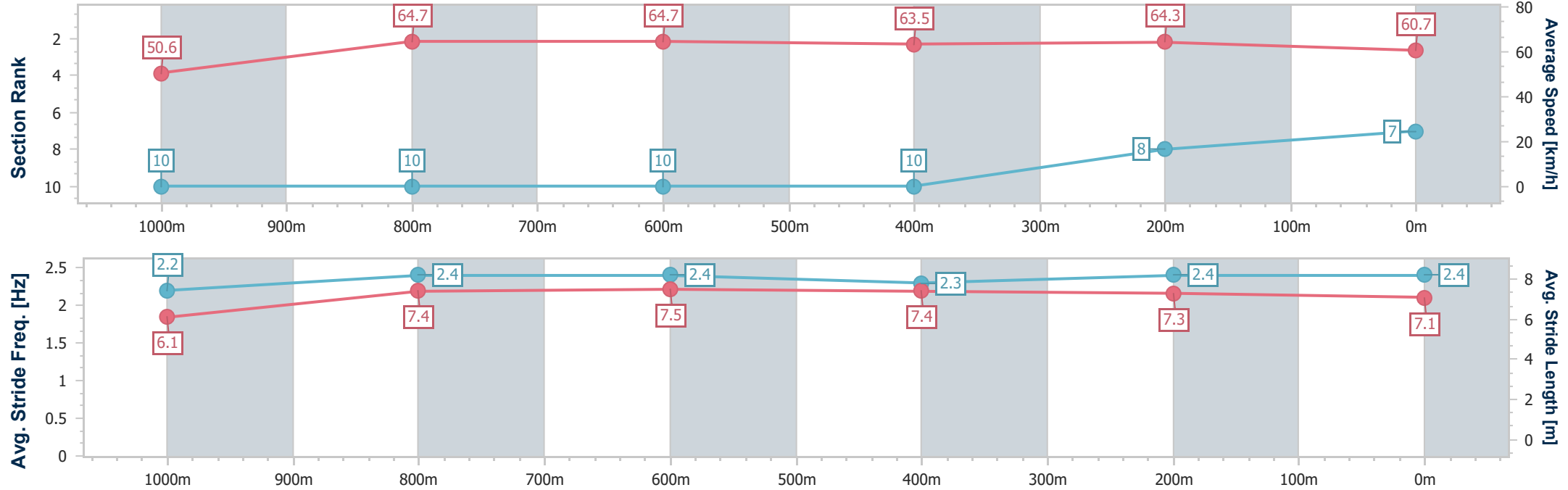
Race 3: MEND BUILDING QTIS Three-Year-Old & Four-Year-Old  
BENCHMARK 65 Handicap - 1200m

SCTC SUNSHINE COAST TURF CLUB

26 October 2025 - 13:51

Track Rating: Good 4, Weather: Fine, Rail Position: +7m Entire

Section	Overall	1000m	800m	600m	400m	200m							
Section Times	1:11.61 [7] (0:14.51)	0:57.10 [10] (0:11.25)	0:45.85 [10] (0:11.35)	0:34.50 [10] (0:11.44)	0:23.06 [10] (0:11.20)	0:11.86 [8] (0:11.86)							
Average Speed [km/h]	50.6	64.7	64.7	63.5	64.3	60.7							
Top Speed [km/h]	64.1	66.1	66.5	63.9	64.8	63.6							
Avg. Dist. to Rail [m]	7.7	4.0	3.7	1.3	5.3	6.3							
Avg. Stride Freq. [Hz]	2.2	2.4	2.4	2.3	2.4	2.4							
Avg. Stride Length [m]	6.1	7.4	7.5	7.4	7.3	7.1							



- [ ] Ranking at each section and finish
- .-.- No data available at this section
- NA No data available



Horse/Jockey Name	What Artists Do
Final Rank	8
Fastest Section Time (Section)	0:11.18 (1000m)
Top Speed [km/h] (Section)	69.7 (Overall)
Race State	Finished



Sunshine CoastProfessional

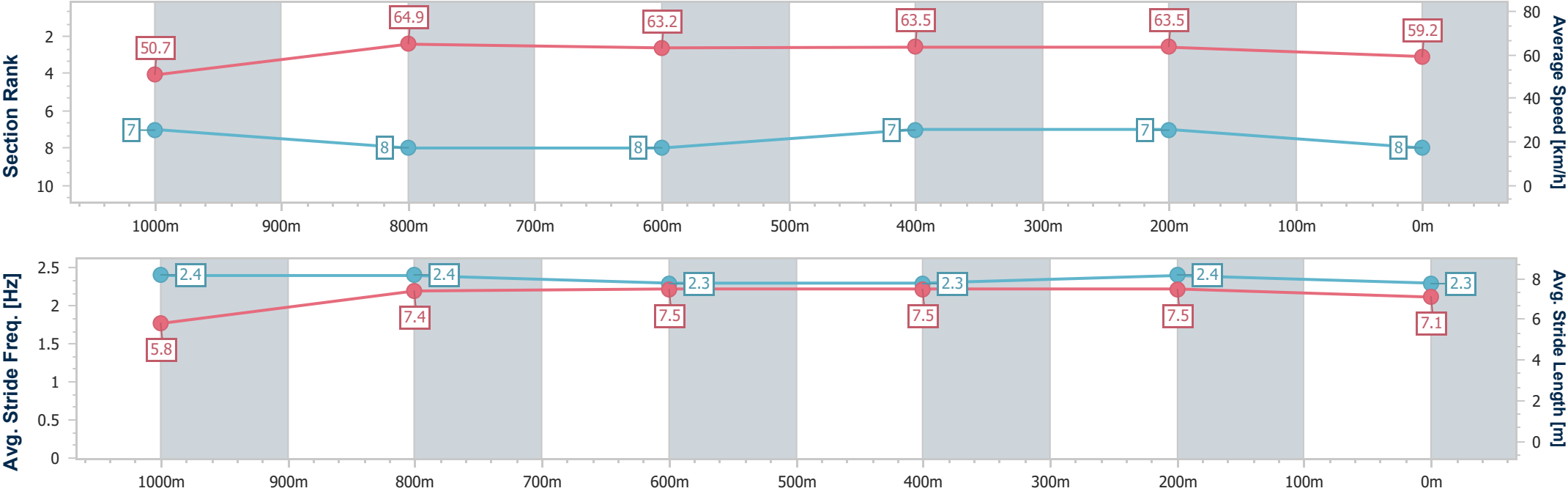
Race 3: MEND BUILDING QTIS Three-Year-Old & Four-Year-Old  
BENCHMARK 65 Handicap - 1200m

SCTC SUNSHINE COAST TURF CLUB

26 October 2025 - 13:51

Track Rating: Good 4, Weather: Fine, Rail Position: +7m Entire

Section	Overall	1000m	800m	600m	400m	200m								
Section Times	1:11.84 [8] (0:14.18)	0:57.66 [7] (0:11.18)	0:46.48 [8] (0:11.51)	0:34.97 [8] (0:11.43)	0:23.54 [7] (0:11.35)	0:12.19 [7] (0:12.19)								
Average Speed [km/h]	50.7	64.9	63.2	63.5	63.5	59.2								
Top Speed [km/h]	69.7	65.7	65.1	65.6	65.2	61.5								
Avg. Dist. to Rail [m]	3.4	3.0	2.2	1.4	2.8	2.6								
Avg. Stride Freq. [Hz]	2.4	2.4	2.3	2.3	2.4	2.3								
Avg. Stride Length [m]	5.8	7.4	7.5	7.5	7.5	7.1								



- [ ] Ranking at each section and finish
- .-.- No data available at this section
- NA No data available





Horse/Jockey Name	Brazen Sailor
Final Rank	9
Fastest Section Time (Section)	0:11.23 (1000m)
Top Speed [km/h] (Section)	66.2 (800m)
Race State	Finished



Sunshine CoastProfessional

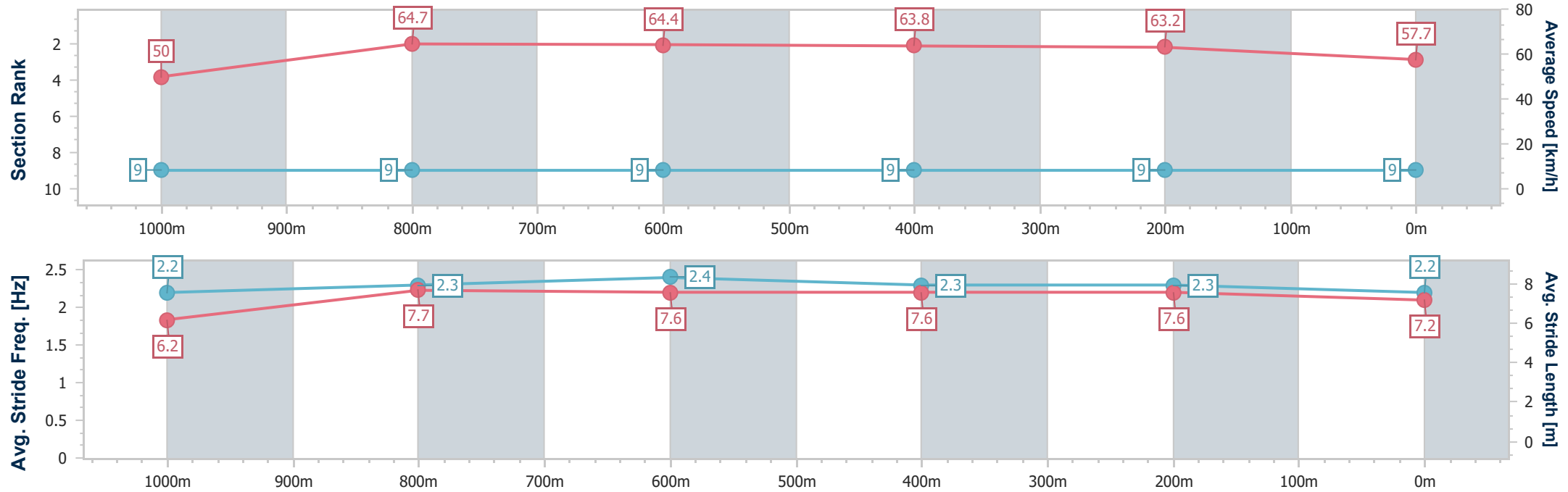
Race 3: MEND BUILDING QTIS Three-Year-Old & Four-Year-Old  
BENCHMARK 65 Handicap - 1200m

SCTC SUNSHINE COAST TURF CLUB

26 October 2025 - 13:51

Track Rating: Good 4, Weather: Fine, Rail Position: +7m Entire

Section	Overall	1000m	800m	600m	400m	200m							
Section Times	1:12.32 [9] (0:14.41)	0:57.91 [9] (0:11.23)	0:46.68 [9] (0:11.32)	0:35.36 [9] (0:11.48)	0:23.88 [9] (0:11.42)	0:12.46 [9] (0:12.46)							
Average Speed [km/h]	50.0	64.7	64.4	63.8	63.2	57.7							
Top Speed [km/h]	65.3	66.2	66.2	64.8	65.1	61.2							
Avg. Dist. to Rail [m]	5.3	2.9	2.9	2.9	3.9	4.0							
Avg. Stride Freq. [Hz]	2.2	2.3	2.4	2.3	2.3	2.2							
Avg. Stride Length [m]	6.2	7.7	7.6	7.6	7.6	7.2							



- [ ] Ranking at each section and finish
- .-.- No data available at this section
- NA No data available



Horse/Jockey Name	Do What I Say
Final Rank	10
Fastest Section Time (Section)	0:11.17 (1000m)
Top Speed [km/h] (Section)	67.7 (1000m)
Race State	Finished



Sunshine CoastProfessional

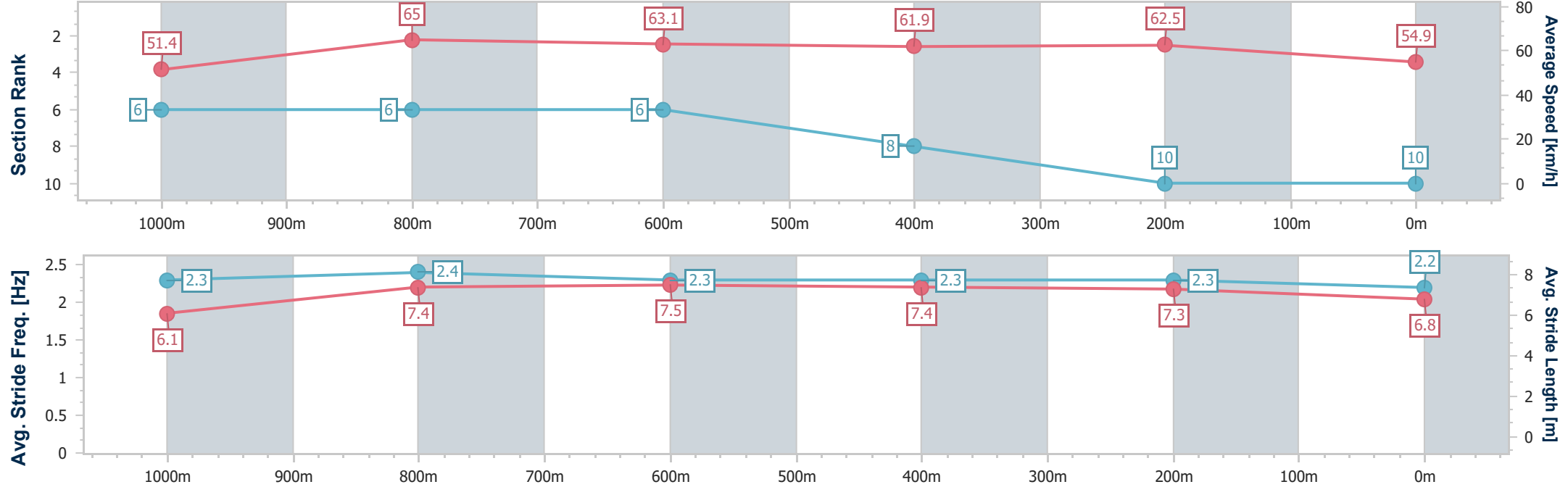
Race 3: MEND BUILDING QTIS Three-Year-Old & Four-Year-Old  
BENCHMARK 65 Handicap - 1200m

SCTC SUNSHINE COAST TURF CLUB

26 October 2025 - 13:51

Track Rating: Good 4, Weather: Fine, Rail Position: +7m Entire

Section	Overall	1000m	800m	600m	400m	200m								
Section Times	1:12.97 [10] (0:14.00)	0:58.97 [6] (0:11.17)	0:47.80 [6] (0:11.53)	0:36.27 [6] (0:11.63)	0:24.64 [8] (0:11.54)	0:13.10 [10] (0:13.10)								
Average Speed [km/h]	51.4	65.0	63.1	61.9	62.5	54.9								
Top Speed [km/h]	65.0	67.7	64.8	63.9	64.0	60.5								
Avg. Dist. to Rail [m]	2.8	2.3	1.9	0.6	0.4	0.7								
Avg. Stride Freq. [Hz]	2.3	2.4	2.3	2.3	2.3	2.2								
Avg. Stride Length [m]	6.1	7.4	7.5	7.4	7.3	6.8								





Sunshine Coast Professional  
Race 4: SUNSHINE COAST SHADE SAILS Maiden Handicap - 1000m  
26 October 2025 - 14:25



Track Rating: Good 4, Weather: Fine, Rail Position: +7m Entire

Section		Overall				800m				600m				400m				200m				Last 600m			
Field Times		0:57.70 (0:13.15)				0:44.55 (0:11.15)				0:33.40 (0:11.46)				0:21.94 (0:10.86)				0:11.08 (0:11.08)				0:33.40			
Rank	TAB	Horse/Jockey	Barrier	Top Speed [km/h]	Fastest Section	Margin				Distance Travelled [m]															
1	5	SILK SONIC	5	70.3	0:10.86	0:57.70 [1]	0:44.55 [1]	0:33.40 [1]	0:21.94 [1]	0:11.08 [1]	0:57.70	0:33.40													
		Kyle Wilson-Taylor		Overall	400m	(0:13.15)	(0:11.15)	(0:11.46)	(0:10.86)	(0:11.08)															
2	15	QUEEN ARNI	3	69.4	0:10.99	0:58.07 [2]	0:44.77 [2]	0:33.75 [2]	0:22.28 [2]	0:11.29 [2]	2.18L	0:33.75	+2												
		Angela Jones		800m	400m	(0:13.30)	(0:11.02)	(0:11.47)	(0:10.99)	(0:11.29)															
3	6	SOLAR SURFER	4	67.8	0:11.00	0:58.41 [3]	0:44.99 [4]	0:33.88 [4]	0:22.51 [3]	0:11.51 [3]	4.18L	0:33.88	+3												
		Ryan Maloney		Overall	400m	(0:13.42)	(0:11.11)	(0:11.37)	(0:11.00)	(0:11.51)															
4	11	SHEMAKESMENERVOUS	1	68.7	0:11.08	0:58.53 [4]	0:45.19 [3]	0:34.10 [3]	0:22.59 [4]	0:11.51 [6]	4.88L	0:34.10	-1												
		Daniel Moor		Overall	400m	(0:13.34)	(0:11.09)	(0:11.51)	(0:11.08)	(0:11.51)															
5	14	WINGEANDWIN	6	67.5	0:10.93	0:58.59 [5]	0:44.90 [6]	0:33.81 [6]	0:22.50 [6]	0:11.57 [5]	5.22L	0:33.81	+0												
		Ben Thompson		800m	400m	(0:13.69)	(0:11.09)	(0:11.31)	(0:10.93)	(0:11.57)															
6	1	JE REVE	9	68.7	0:10.67	0:58.59 [6]	0:44.75 [7]	0:33.61 [8]	0:22.33 [8]	0:11.66 [4]	5.22L	0:33.61	+3												
		Adam Sewell		400m	400m	(0:13.84)	(0:11.14)	(0:11.28)	(0:10.67)	(0:11.66)															
7	9	THE AVIATOR	7	68.5	0:10.84	0:58.63 [7]	0:44.54 [8]	0:33.67 [7]	0:22.37 [7]	0:11.53 [8]	5.47L	0:33.67	-1												
		Micheal Hellyer		800m	400m	(0:14.09)	(0:10.87)	(0:11.30)	(0:10.84)	(0:11.53)															
8	13	VERY DEMURE	2	68.4	0:10.99	0:58.65 [8]	0:45.00 [5]	0:33.95 [5]	0:22.59 [5]	0:11.60 [7]	5.59L	0:33.95	-2												
		Cejay Graham		800m	400m	(0:13.65)	(0:11.05)	(0:11.36)	(0:10.99)	(0:11.60)															
9	4	HE'S A FIGHTER	8	67.4	0:11.11	0:59.97 [9]	0:45.88 [9]	0:34.77 [9]	0:23.46 [9]	0:12.18 [9]	13.33L	0:34.77	+2												
		Leah Martyn		800m	800m	(0:14.09)	(0:11.11)	(0:11.31)	(0:11.28)	(0:12.18)															

Scratched: Varejao (#7), Galactic Star (#8), Gunnie Gunfighter (#2), Bombard (#10), Mud 'N' Blood (#3), Tapagal (#12)



Horse/Jockey Name	Silk Sonic
Final Rank	1
Fastest Section Time (Section)	0:10.86 (400m)
Top Speed [km/h] (Section)	70.3 (Overall)
Race State	Finished



Sunshine CoastProfessional

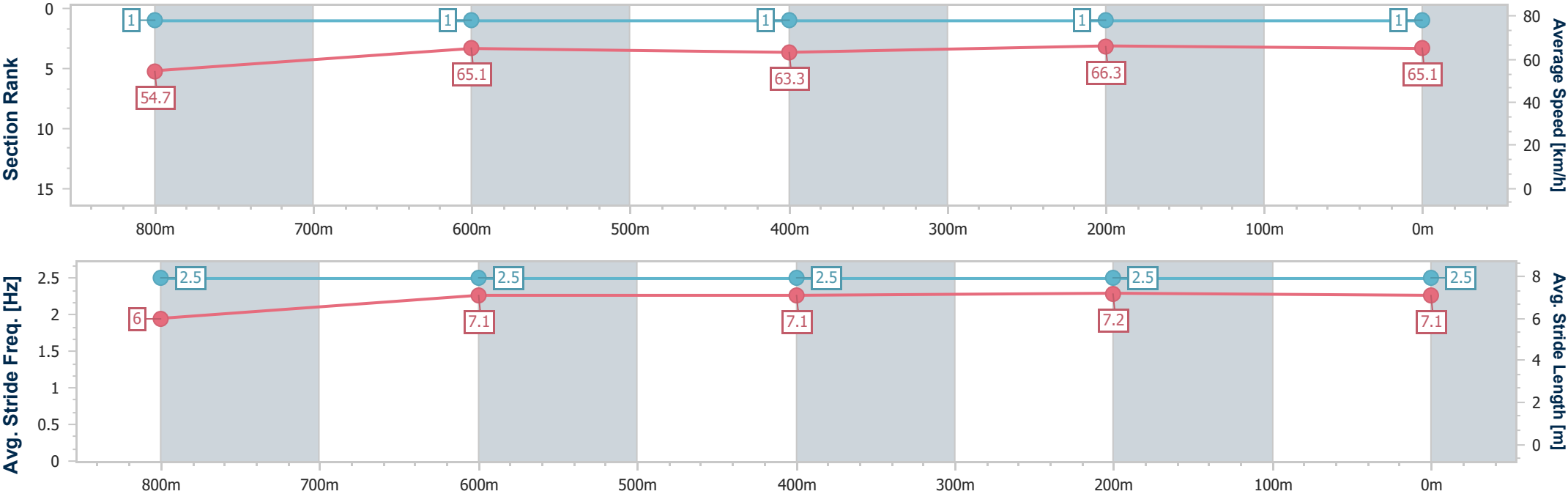
Race 4: SUNSHINE COAST SHADE SAILS Maiden Handicap - 1000m

SCTC SUNSHINE COAST TURF CLUB

26 October 2025 - 14:25

Track Rating: Good 4, Weather: Fine, Rail Position: +7m Entire

Section	Overall	800m	600m	400m	200m									
Section Times	0:57.70 [1] (0:13.15)	0:44.55 [1] (0:11.15)	0:33.40 [1] (0:11.46)	0:21.94 [1] (0:10.86)	0:11.08 [1] (0:11.08)									
Average Speed [km/h]	54.7	65.1	63.3	66.3	65.1									
Top Speed [km/h]	70.3	66.7	64.3	67.7	67.7									
Avg. Dist. to Rail [m]	6.1	2.2	1.6	1.1	1.5									
Avg. Stride Freq. [Hz]	2.5	2.5	2.5	2.5	2.5									
Avg. Stride Length [m]	6.0	7.1	7.1	7.2	7.1									



[ ] Ranking at each section and finish  
-.-.- No data available at this section  
NA No data available



Horse/Jockey Name	Queen Arni
Final Rank	2
Fastest Section Time (Section)	0:10.99 (400m)
Top Speed [km/h] (Section)	69.4 (800m)
Race State	Finished



Sunshine CoastProfessional

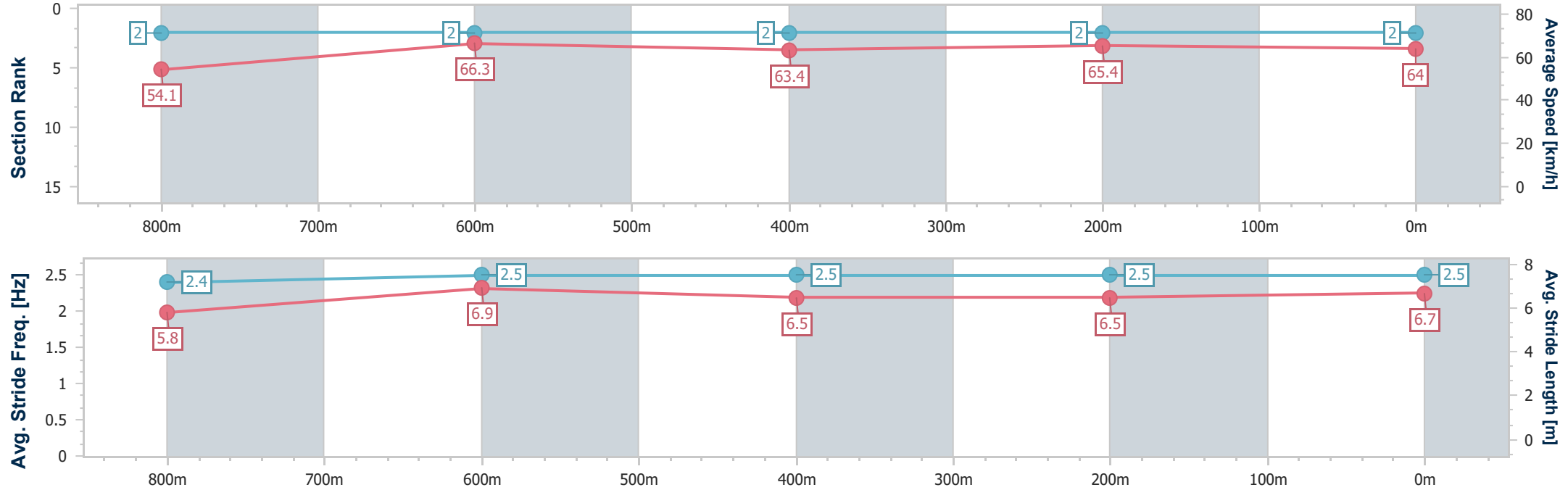
Race 4: SUNSHINE COAST SHADE SAILS Maiden Handicap - 1000m

SCTC SUNSHINE COAST TURF CLUB

26 October 2025 - 14:25

Track Rating: Good 4, Weather: Fine, Rail Position: +7m Entire

Section	Overall	800m	600m	400m	200m										
Section Times	0:58.07 [2] (0:13.30)	0:44.77 [2] (0:11.02)	0:33.75 [2] (0:11.47)	0:22.28 [2] (0:10.99)	0:11.29 [2] (0:11.29)										
Average Speed [km/h]	54.1	66.3	63.4	65.4	64.0										
Top Speed [km/h]	69.4	69.4	64.2	66.5	65.8										
Avg. Dist. to Rail [m]	4.3	3.6	2.4	2.8	3.0										
Avg. Stride Freq. [Hz]	2.4	2.5	2.5	2.5	2.5										
Avg. Stride Length [m]	5.8	6.9	6.5	6.5	6.7										



- [ ] Ranking at each section and finish
- .-.- No data available at this section
- NA No data available



Horse/Jockey Name	Solar Surfer
Final Rank	3
Fastest Section Time (Section)	0:11.00 (400m)
Top Speed [km/h] (Section)	67.8 (Overall)
Race State	Finished



Sunshine CoastProfessional

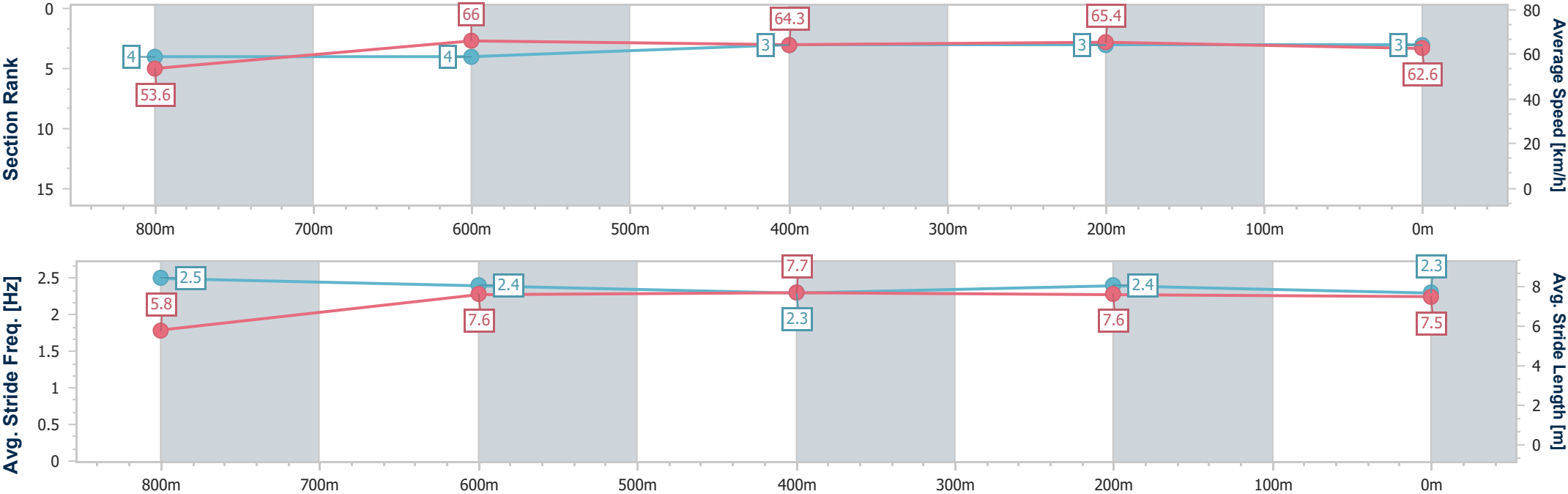
Race 4: SUNSHINE COAST SHADE SAILS Maiden Handicap - 1000m

SCTC SUNSHINE COAST TURF CLUB

26 October 2025 - 14:25

Track Rating: Good 4, Weather: Fine, Rail Position: +7m Entire

Section	Overall	800m	600m	400m	200m										
Section Times	0:58.41 [3] (0:13.42)	0:44.99 [4] (0:11.11)	0:33.88 [4] (0:11.37)	0:22.51 [3] (0:11.00)	0:11.51 [3] (0:11.51)										
Average Speed [km/h]	53.6	66.0	64.3	65.4	62.6										
Top Speed [km/h]	67.8	67.8	65.0	67.1	64.9										
Avg. Dist. to Rail [m]	5.8	3.9	2.5	2.9	3.7										
Avg. Stride Freq. [Hz]	2.5	2.4	2.3	2.4	2.3										
Avg. Stride Length [m]	5.8	7.6	7.7	7.6	7.5										



[ ] Ranking at each section and finish  
-.-.- No data available at this section  
NA No data available



Horse/Jockey Name	Shemakesmenervous
Final Rank	4
Fastest Section Time (Section)	0:11.08 (400m)
Top Speed [km/h] (Section)	68.7 (Overall)
Race State	Finished



Sunshine CoastProfessional

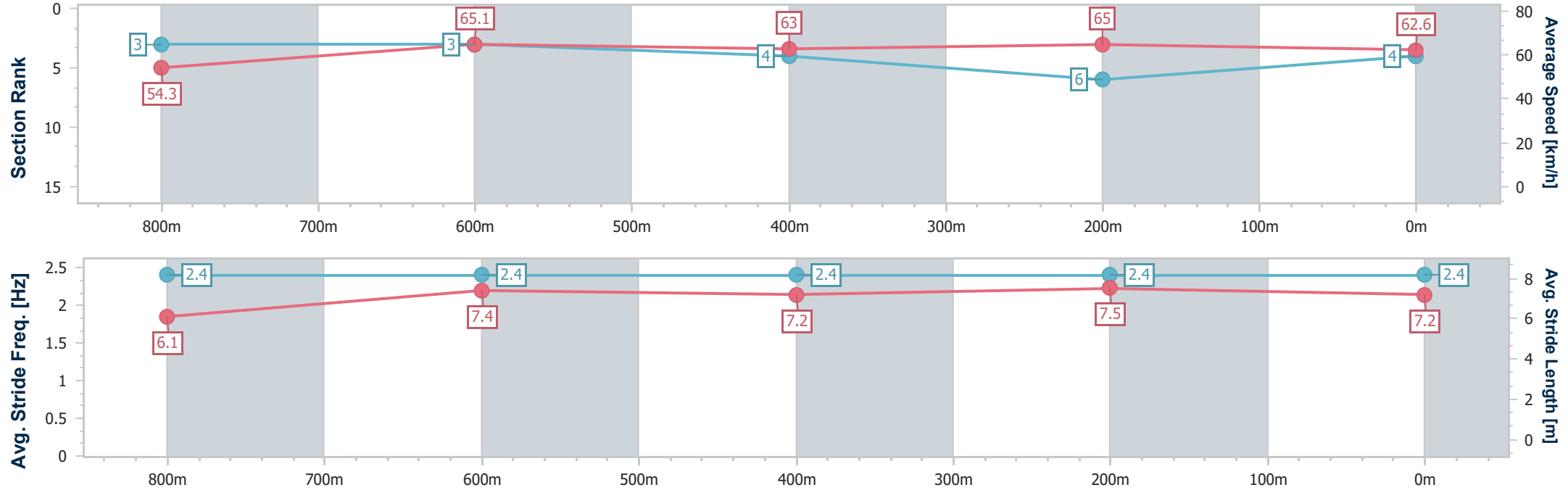
Race 4: SUNSHINE COAST SHADE SAILS Maiden Handicap - 1000m

SCTC SUNSHINE COAST TURF CLUB

26 October 2025 - 14:25

Track Rating: Good 4, Weather: Fine, Rail Position: +7m Entire

Section	Overall	800m	600m	400m	200m										
Section Times	0:58.53 [4] (0:13.34)	0:45.19 [3] (0:11.09)	0:34.10 [3] (0:11.51)	0:22.59 [4] (0:11.08)	0:11.51 [6] (0:11.51)										
Average Speed [km/h]	54.3	65.1	63.0	65.0	62.6										
Top Speed [km/h]	68.7	68.6	63.9	65.8	65.2										
Avg. Dist. to Rail [m]	2.9	2.2	0.9	0.9	0.7										
Avg. Stride Freq. [Hz]	2.4	2.4	2.4	2.4	2.4										
Avg. Stride Length [m]	6.1	7.4	7.2	7.5	7.2										



[ ] Ranking at each section and finish  
-.-.- No data available at this section  
NA No data available



Horse/Jockey Name	Wingeandwin
Final Rank	5
Fastest Section Time (Section)	0:10.93 (400m)
Top Speed [km/h] (Section)	67.5 (800m)
Race State	Finished



Sunshine CoastProfessional

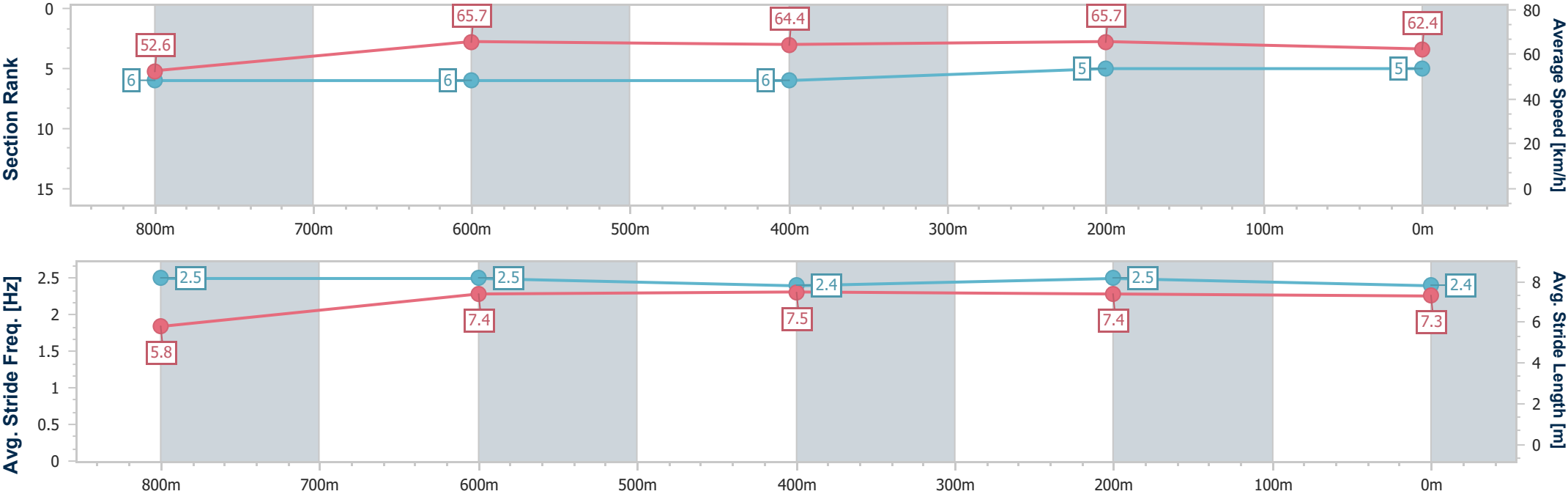
Race 4: SUNSHINE COAST SHADE SAILS Maiden Handicap - 1000m

SCTC SUNSHINE COAST TURF CLUB

26 October 2025 - 14:25

Track Rating: Good 4, Weather: Fine, Rail Position: +7m Entire

Section	Overall	800m	600m	400m	200m									
Section Times	0:58.59 [5] (0:13.69)	0:44.90 [6] (0:11.09)	0:33.81 [6] (0:11.31)	0:22.50 [6] (0:10.93)	0:11.57 [5] (0:11.57)									
Average Speed [km/h]	52.6	65.7	64.4	65.7	62.4									
Top Speed [km/h]	67.4	67.5	65.4	66.9	64.8									
Avg. Dist. to Rail [m]	5.8	2.8	2.1	3.4	4.1									
Avg. Stride Freq. [Hz]	2.5	2.5	2.4	2.5	2.4									
Avg. Stride Length [m]	5.8	7.4	7.5	7.4	7.3									



- [ ] Ranking at each section and finish
- .-.- No data available at this section
- NA No data available





Horse/Jockey Name	Je Reve
Final Rank	6
Fastest Section Time (Section)	0:10.67 (400m)
Top Speed [km/h] (Section)	68.7 (400m)
Race State	Finished



Sunshine CoastProfessional

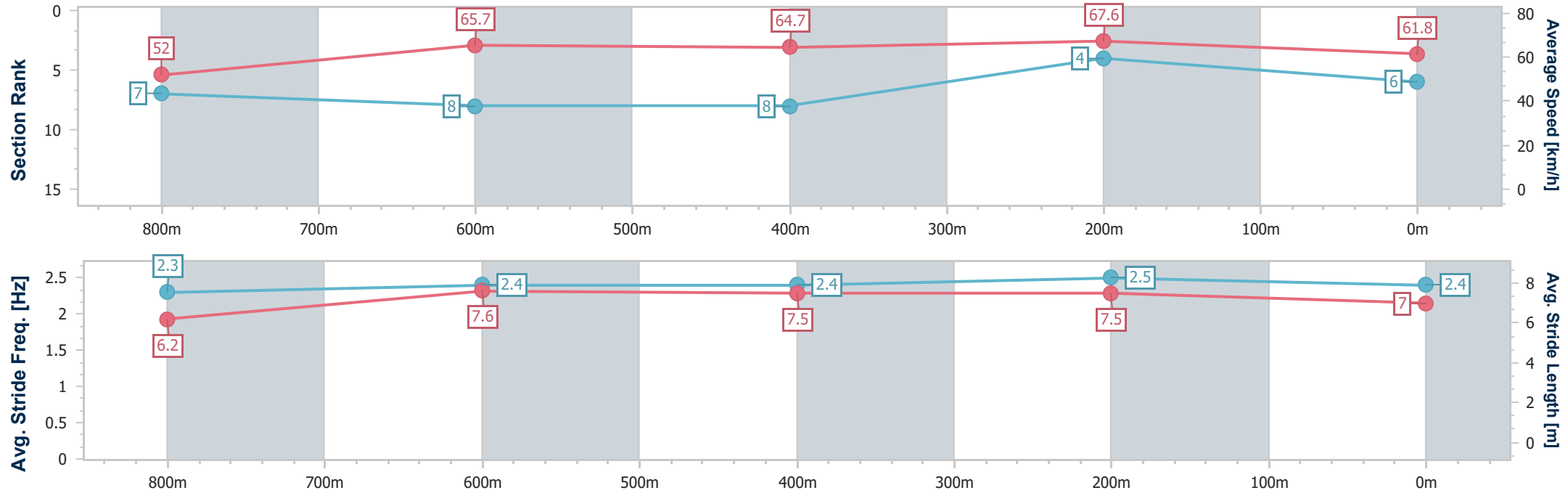
Race 4: SUNSHINE COAST SHADE SAILS Maiden Handicap - 1000m

SCTC SUNSHINE COAST TURF CLUB

26 October 2025 - 14:25

Track Rating: Good 4, Weather: Fine, Rail Position: +7m Entire

Section	Overall	800m	600m	400m	200m										
Section Times	0:58.59 [6] (0:13.84)	0:44.75 [7] (0:11.14)	0:33.61 [8] (0:11.28)	0:22.33 [8] (0:10.67)	0:11.66 [4] (0:11.66)										
Average Speed [km/h]	52.0	65.7	64.7	67.6	61.8										
Top Speed [km/h]	66.4	66.8	66.3	68.7	65.0										
Avg. Dist. to Rail [m]	7.9	3.4	2.9	5.7	6.9										
Avg. Stride Freq. [Hz]	2.3	2.4	2.4	2.5	2.4										
Avg. Stride Length [m]	6.2	7.6	7.5	7.5	7.0										



[ ] Ranking at each section and finish  
-.-.- No data available at this section  
NA No data available



Horse/Jockey Name	The Aviator
Final Rank	7
Fastest Section Time (Section)	0:10.84 (400m)
Top Speed [km/h] (Section)	68.5 (800m)
Race State	Finished



Sunshine CoastProfessional

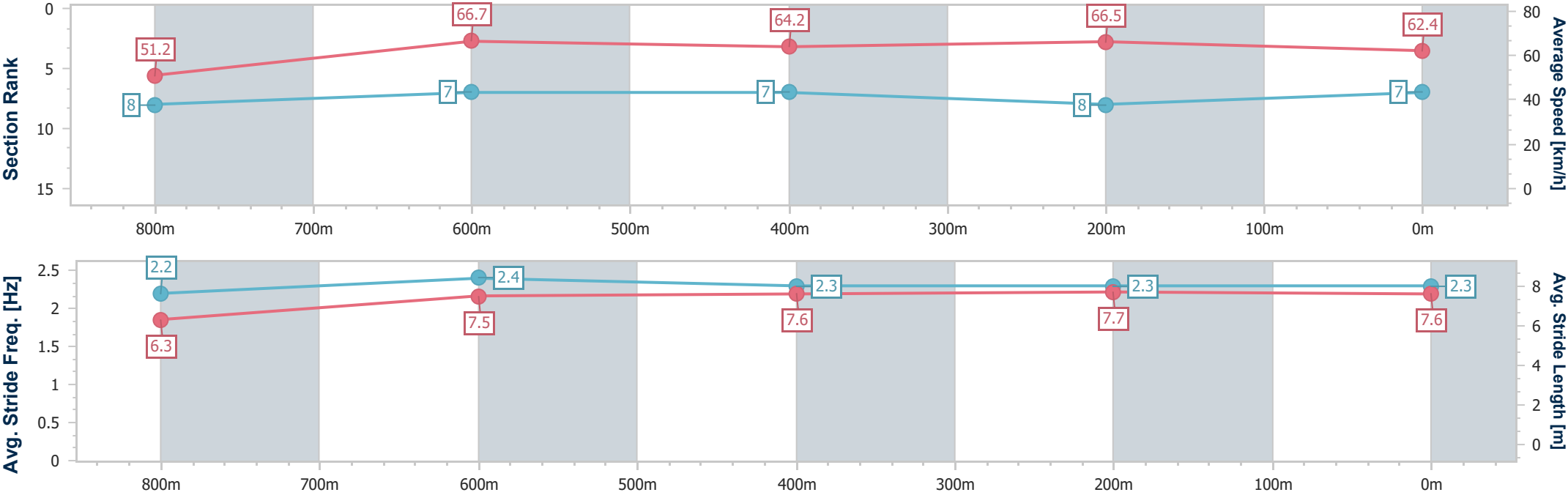
Race 4: SUNSHINE COAST SHADE SAILS Maiden Handicap - 1000m

SCTC SUNSHINE COAST TURF CLUB

26 October 2025 - 14:25

Track Rating: Good 4, Weather: Fine, Rail Position: +7m Entire

Section	Overall	800m	600m	400m	200m									
Section Times	0:58.63 [7] (0:14.09)	0:44.54 [8] (0:10.87)	0:33.67 [7] (0:11.30)	0:22.37 [7] (0:10.84)	0:11.53 [8] (0:11.53)									
Average Speed [km/h]	51.2	66.7	64.2	66.5	62.4									
Top Speed [km/h]	67.4	68.5	66.2	66.7	66.1									
Avg. Dist. to Rail [m]	5.8	2.2	1.4	4.6	6.8									
Avg. Stride Freq. [Hz]	2.2	2.4	2.3	2.3	2.3									
Avg. Stride Length [m]	6.3	7.5	7.6	7.7	7.6									



[ ] Ranking at each section and finish  
-.-.- No data available at this section  
NA No data available



Horse/Jockey Name	Very Demure
Final Rank	8
Fastest Section Time (Section)	0:10.99 (400m)
Top Speed [km/h] (Section)	68.4 (800m)
Race State	Finished



Sunshine CoastProfessional

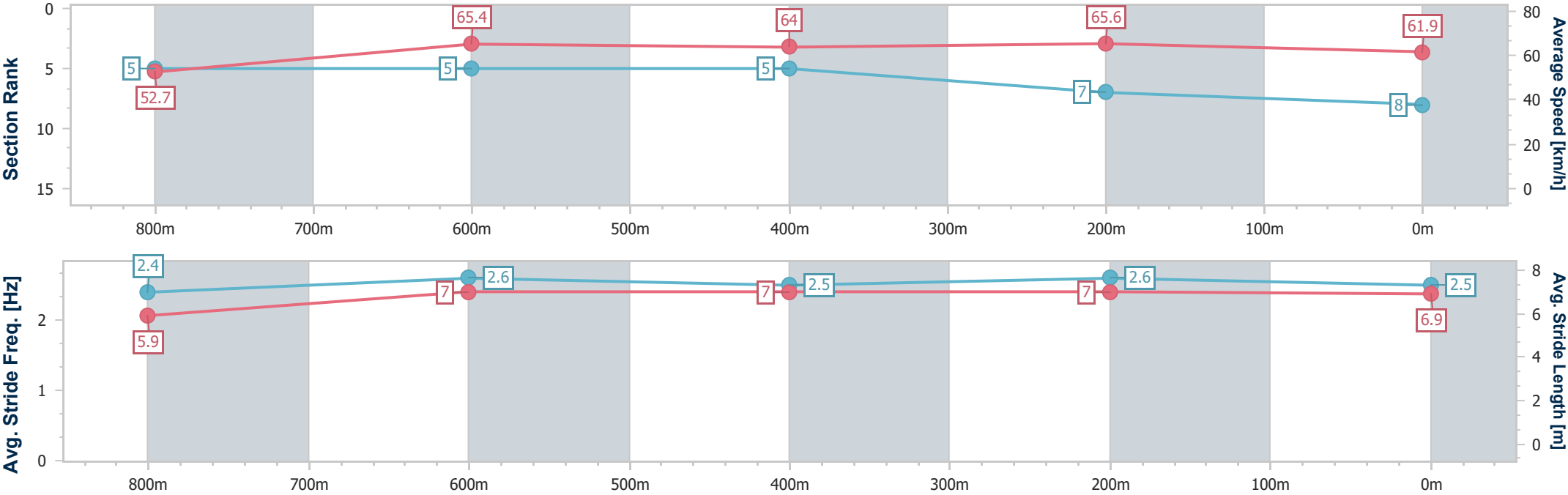
Race 4: SUNSHINE COAST SHADE SAILS Maiden Handicap - 1000m

SCTC SUNSHINE COAST TURF CLUB

26 October 2025 - 14:25

Track Rating: Good 4, Weather: Fine, Rail Position: +7m Entire

Section	Overall	800m	600m	400m	200m									
Section Times	0:58.65 [8] (0:13.65)	0:45.00 [5] (0:11.05)	0:33.95 [5] (0:11.36)	0:22.59 [5] (0:10.99)	0:11.60 [7] (0:11.60)									
Average Speed [km/h]	52.7	65.4	64.0	65.6	61.9									
Top Speed [km/h]	67.8	68.4	65.0	66.8	64.4									
Avg. Dist. to Rail [m]	3.2	1.4	1.6	3.9	3.0									
Avg. Stride Freq. [Hz]	2.4	2.6	2.5	2.6	2.5									
Avg. Stride Length [m]	5.9	7.0	7.0	7.0	6.9									



[ ] Ranking at each section and finish  
-.-.- No data available at this section  
NA No data available



Horse/Jockey Name	He's A Fighter
Final Rank	9
Fastest Section Time (Section)	0:11.11 (800m)
Top Speed [km/h] (Section)	67.4 (800m)
Race State	Finished



Sunshine CoastProfessional

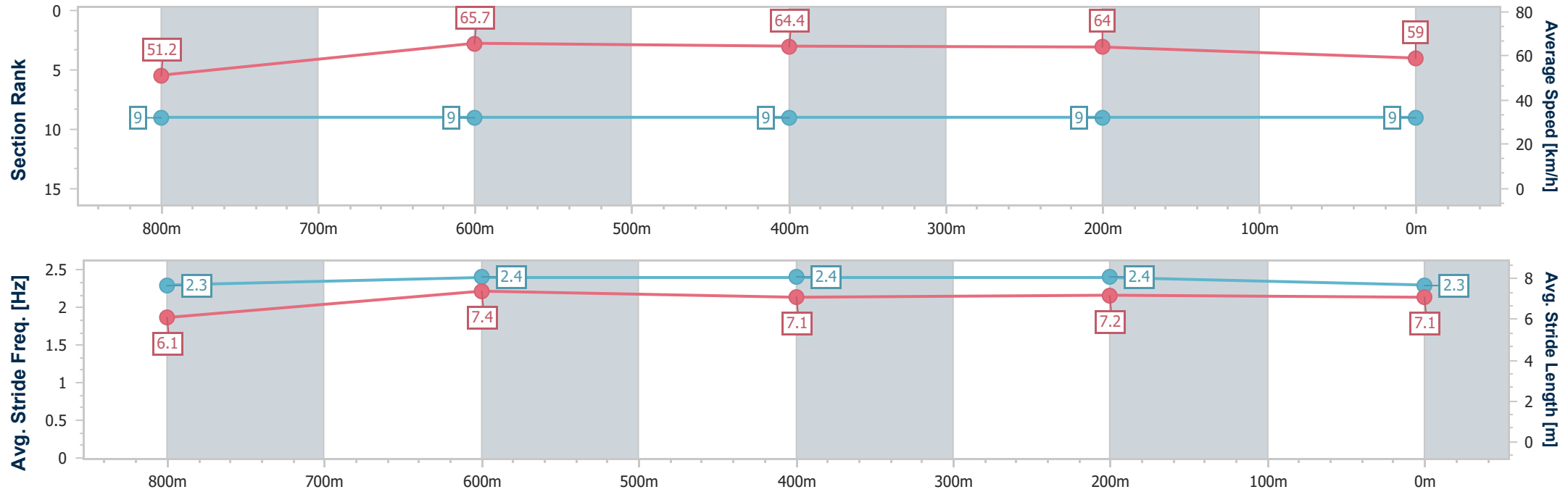
Race 4: SUNSHINE COAST SHADE SAILS Maiden Handicap - 1000m

SCTC SUNSHINE COAST TURF CLUB

26 October 2025 - 14:25

Track Rating: Good 4, Weather: Fine, Rail Position: +7m Entire

Section	Overall	800m	600m	400m	200m														
Section Times	0:59.97 [9] (0:14.09)	0:45.88 [9] (0:11.11)	0:34.77 [9] (0:11.31)	0:23.46 [9] (0:11.28)	0:12.18 [9] (0:12.18)														
Average Speed [km/h]	51.2	65.7	64.4	64.0	59.0														
Top Speed [km/h]	65.1	67.4	65.2	64.6	62.0														
Avg. Dist. to Rail [m]	6.5	3.8	2.3	3.0	1.7														
Avg. Stride Freq. [Hz]	2.3	2.4	2.4	2.4	2.3														
Avg. Stride Length [m]	6.1	7.4	7.1	7.2	7.1														



[ ] Ranking at each section and finish  
-.-.- No data available at this section  
NA No data available



Sunshine Coast Professional  
Race 5: CHRISTMAS COMPLETE Class 2 Plate - 1000m  
26 October 2025 - 15:05



Track Rating: Good 4, Weather: Fine, Rail Position: +7m Entire

Section						Overall	800m	600m	400m	200m	Last 600m		
Field Times						0:58.10 (0:13.33)	0:44.77 (0:11.41)	0:33.36 (0:11.38)	0:21.98 (0:10.81)	0:11.17 (0:11.17)	0:33.36		
Rank	TAB	Horse/Jockey	Barrier	Top Speed [km/h]	Fastest Section						Margin		
1	1	BUNDELLA	5	68.2	0:10.81	0:58.10 [1]	0:44.77 [1]	0:33.36 [1]	0:21.98 [1]	0:11.17 [1]	0:58.10	0:33.36	
		Angela Jones		200m	400m	(0:13.33)	(0:11.41)	(0:11.38)	(0:10.81)	(0:11.17)			
2	5	LIMERO	4	67.3	0:10.82	0:58.46 [2]	0:45.03 [2]	0:33.60 [2]	0:22.15 [2]	0:11.33 [2]	2.15L	0:33.60 +4	
		Jasper Franklin		400m	400m	(0:13.43)	(0:11.43)	(0:11.45)	(0:10.82)	(0:11.33)			
3	3	INTRODUCING	6	67.8	0:10.76	0:58.52 [3]	0:44.90 [3]	0:33.40 [4]	0:22.00 [4]	0:11.24 [3]	2.51L	0:33.40 +7	
		Ben Thompson		400m	400m	(0:13.62)	(0:11.50)	(0:11.40)	(0:10.76)	(0:11.24)			
4	8	CORRUPTED	3	68.1	0:10.68	0:58.62 [4]	0:44.78 [5]	0:33.37 [5]	0:21.98 [5]	0:11.30 [4]	3.07L	0:33.37 +9	
		Damien Thornton		400m	400m	(0:13.84)	(0:11.41)	(0:11.39)	(0:10.68)	(0:11.30)			
5	6	LANTAU ISLAND	2	67.0	0:10.84	0:58.70 [5]	0:44.86 [4]	0:33.62 [3]	0:22.19 [3]	0:11.35 [5]	3.56L	0:33.62 +3	
		Ryan Maloney		800m	400m	(0:13.84)	(0:11.24)	(0:11.43)	(0:10.84)	(0:11.35)			
6	2	ENCOURAGED	1	67.4	0:10.83	0:58.89 [6]	0:44.80 [6]	0:33.56 [6]	0:22.10 [6]	0:11.27 [6]	4.69L	0:33.56 +4	
		Corey Sutherland		400m	400m	(0:14.09)	(0:11.24)	(0:11.46)	(0:10.83)	(0:11.27)			

Scratched: King Of The Jungle (#4), Take A Bow (#9), Blue Allure (#7), Miss Funny Honey (#10)



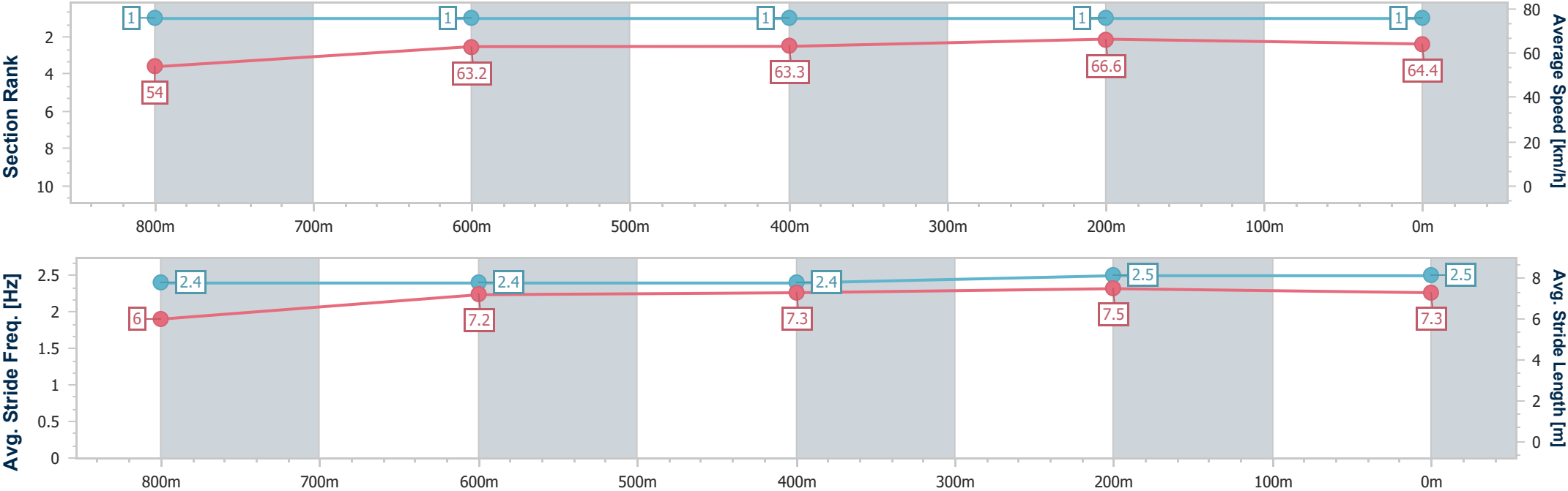
Horse/Jockey Name	Bundella
Final Rank	1
Fastest Section Time (Section)	0:10.81 (400m)
Top Speed [km/h] (Section)	68.2 (200m)
Race State	Finished



Sunshine CoastProfessional  
Race 5: CHRISTMAS COMPLETE Class 2 Plate - 1000m  
26 October 2025 - 15:05  
Track Rating: Good 4, Weather: Fine, Rail Position: +7m Entire



Section	Overall	800m	600m	400m	200m										
Section Times	0:58.10 [1] (0:13.33)	0:44.77 [1] (0:11.41)	0:33.36 [1] (0:11.38)	0:21.98 [1] (0:10.81)	0:11.17 [1] (0:11.17)										
Average Speed [km/h]	54.0	63.2	63.3	66.6	64.4										
Top Speed [km/h]	66.0	65.8	66.0	68.2	68.2										
Avg. Dist. to Rail [m]	5.1	1.2	0.2	0.6	1.7										
Avg. Stride Freq. [Hz]	2.4	2.4	2.4	2.5	2.5										
Avg. Stride Length [m]	6.0	7.2	7.3	7.5	7.3										





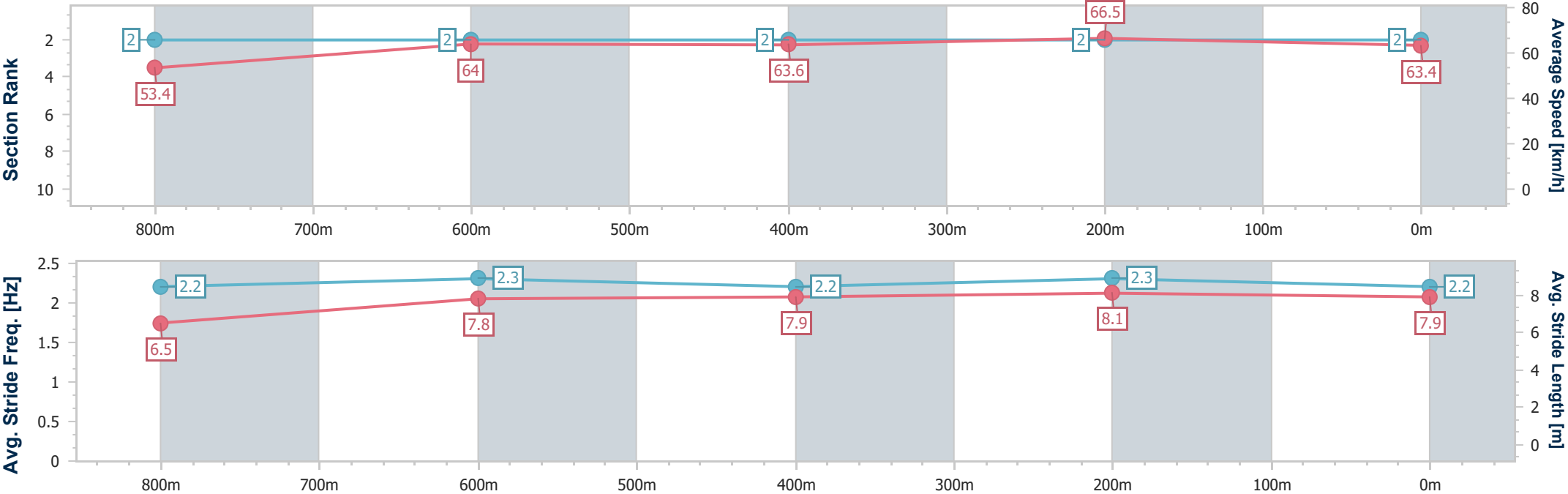
Horse/Jockey Name	Limero
Final Rank	2
Fastest Section Time (Section)	0:10.82 (400m)
Top Speed [km/h] (Section)	67.3 (400m)
Race State	Finished



Sunshine CoastProfessional  
Race 5: CHRISTMAS COMPLETE Class 2 Plate - 1000m  
26 October 2025 - 15:05  
Track Rating: Good 4, Weather: Fine, Rail Position: +7m Entire



Section	Overall	800m	600m	400m	200m										
Section Times	0:58.46 [2] (0:13.43)	0:45.03 [2] (0:11.43)	0:33.60 [2] (0:11.45)	0:22.15 [2] (0:10.82)	0:11.33 [2] (0:11.33)										
Average Speed [km/h]	53.4	64.0	63.6	66.5	63.4										
Top Speed [km/h]	65.0	64.5	65.5	67.3	67.1										
Avg. Dist. to Rail [m]	4.7	3.4	1.8	1.3	1.6										
Avg. Stride Freq. [Hz]	2.2	2.3	2.2	2.3	2.2										
Avg. Stride Length [m]	6.5	7.8	7.9	8.1	7.9										





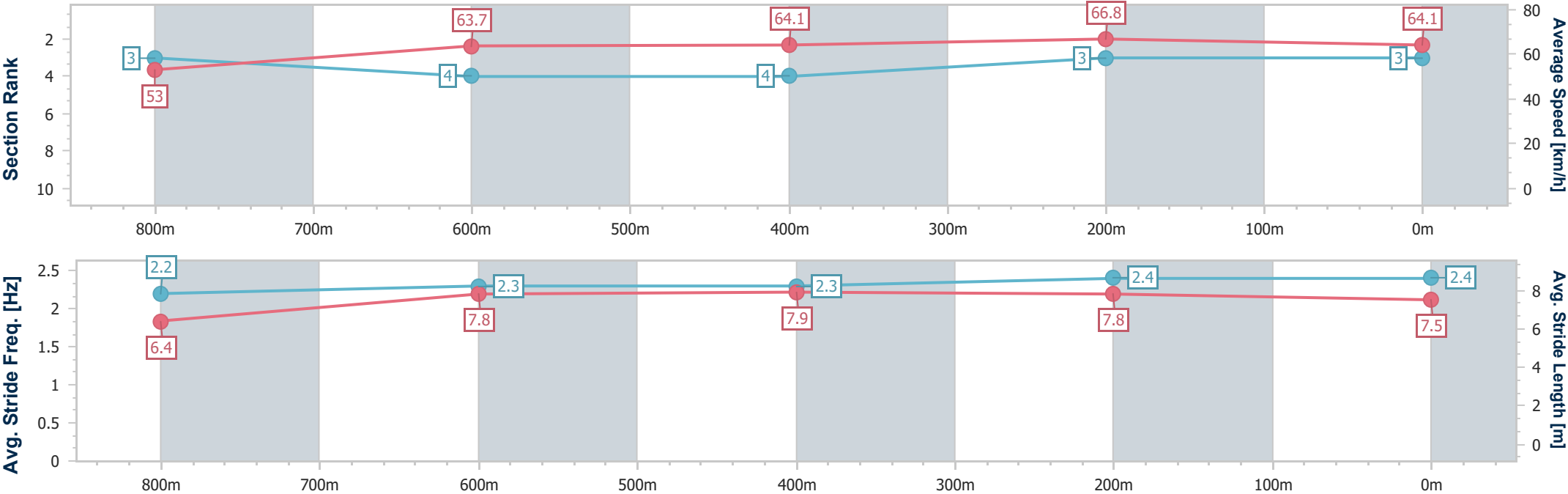
Horse/Jockey Name	Introducing
Final Rank	3
Fastest Section Time (Section)	0:10.76 (400m)
Top Speed [km/h] (Section)	67.8 (400m)
Race State	Finished



Sunshine CoastProfessional  
Race 5: CHRISTMAS COMPLETE Class 2 Plate - 1000m  
26 October 2025 - 15:05  
Track Rating: Good 4, Weather: Fine, Rail Position: +7m Entire



Section	Overall	800m	600m	400m	200m										
Section Times	0:58.52 [3] (0:13.62)	0:44.90 [3] (0:11.50)	0:33.40 [4] (0:11.40)	0:22.00 [4] (0:10.76)	0:11.24 [3] (0:11.24)										
Average Speed [km/h]	53.0	63.7	64.1	66.8	64.1										
Top Speed [km/h]	66.6	66.6	65.2	67.8	66.8										
Avg. Dist. to Rail [m]	6.5	4.2	2.3	3.1	5.5										
Avg. Stride Freq. [Hz]	2.2	2.3	2.3	2.4	2.4										
Avg. Stride Length [m]	6.4	7.8	7.9	7.8	7.5										







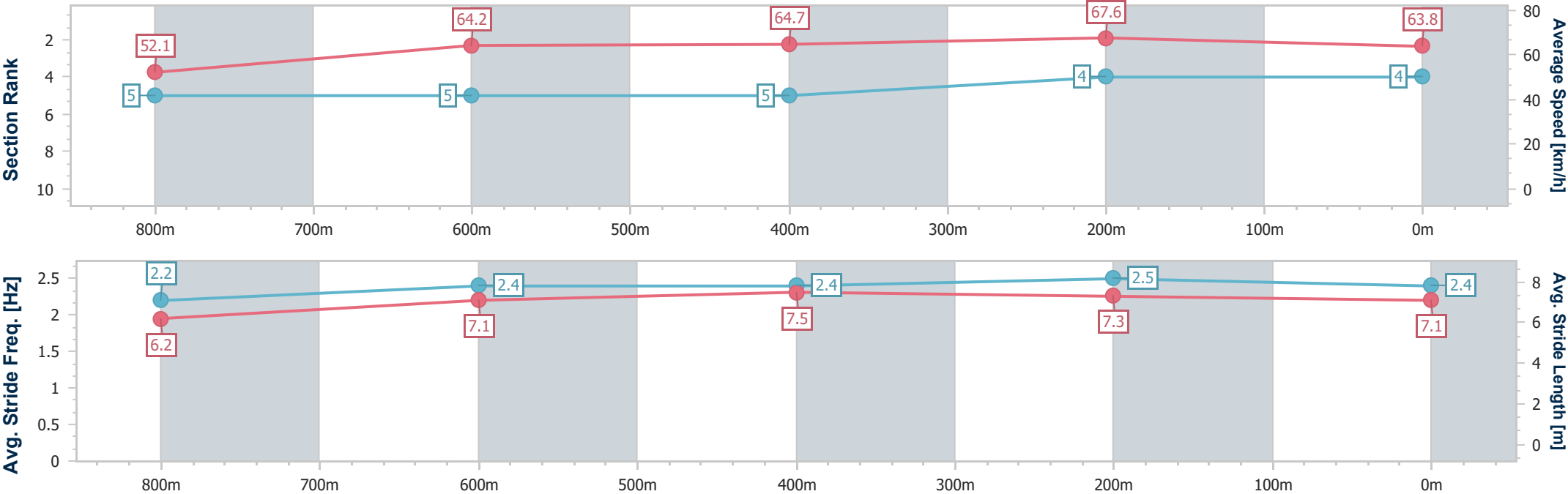
Horse/Jockey Name	Corrupted
Final Rank	4
Fastest Section Time (Section)	0:10.68 (400m)
Top Speed [km/h] (Section)	68.1 (400m)
Race State	Finished



Sunshine CoastProfessional  
Race 5: CHRISTMAS COMPLETE Class 2 Plate - 1000m  
26 October 2025 - 15:05  
Track Rating: Good 4, Weather: Fine, Rail Position: +7m Entire



Section	Overall	800m	600m	400m	200m															
Section Times	0:58.62 [4] (0:13.84)	0:44.78 [5] (0:11.41)	0:33.37 [5] (0:11.39)	0:21.98 [5] (0:10.68)	0:11.30 [4] (0:11.30)															
Average Speed [km/h]	52.1	64.2	64.7	67.6	63.8															
Top Speed [km/h]	66.6	66.6	66.9	68.1	66.0															
Avg. Dist. to Rail [m]	4.7	4.3	4.2	7.3	9.8															
Avg. Stride Freq. [Hz]	2.2	2.4	2.4	2.5	2.4															
Avg. Stride Length [m]	6.2	7.1	7.5	7.3	7.1															





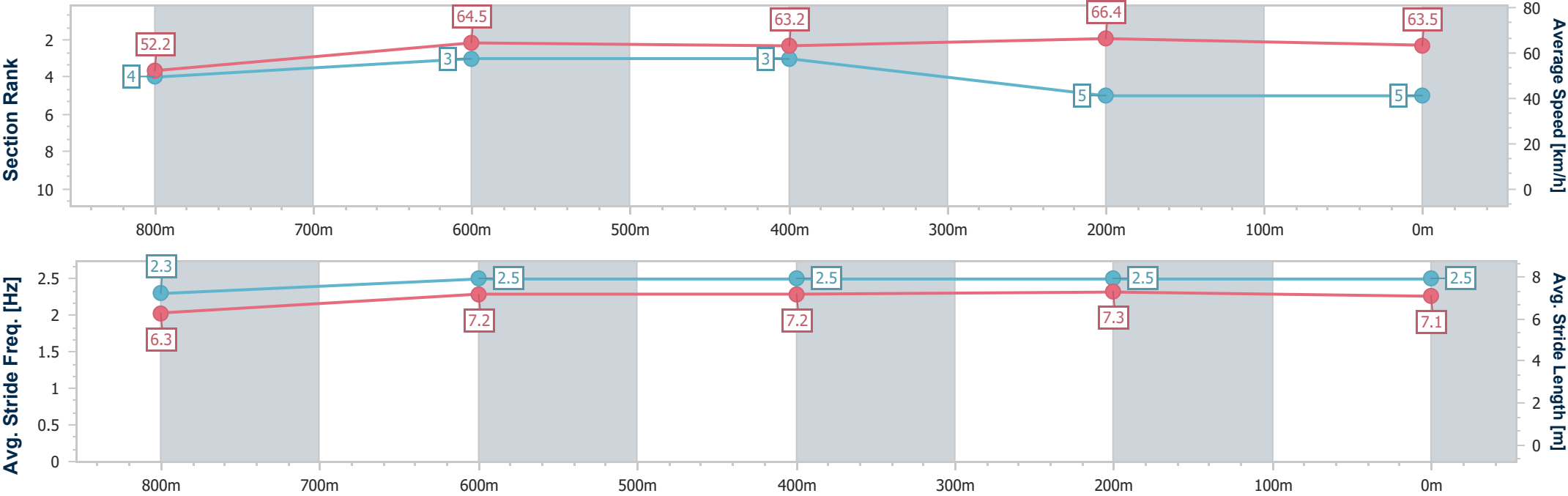
Horse/Jockey Name	Lantau Island
Final Rank	5
Fastest Section Time (Section)	0:10.84 (400m)
Top Speed [km/h] (Section)	67.0 (800m)
Race State	Finished



Sunshine CoastProfessional  
Race 5: CHRISTMAS COMPLETE Class 2 Plate - 1000m  
26 October 2025 - 15:05  
Track Rating: Good 4, Weather: Fine, Rail Position: +7m Entire



Section	Overall	800m	600m	400m	200m														
Section Times	0:58.70 [5] (0:13.84)	0:44.86 [4] (0:11.24)	0:33.62 [3] (0:11.43)	0:22.19 [3] (0:10.84)	0:11.35 [5] (0:11.35)														
Average Speed [km/h]	52.2	64.5	63.2	66.4	63.5														
Top Speed [km/h]	67.0	67.0	65.4	66.8	66.0														
Avg. Dist. to Rail [m]	3.2	2.1	1.3	1.0	1.4														
Avg. Stride Freq. [Hz]	2.3	2.5	2.5	2.5	2.5														
Avg. Stride Length [m]	6.3	7.2	7.2	7.3	7.1														



- [ ] Ranking at each section and finish
- .-.- No data available at this section
- NA No data available



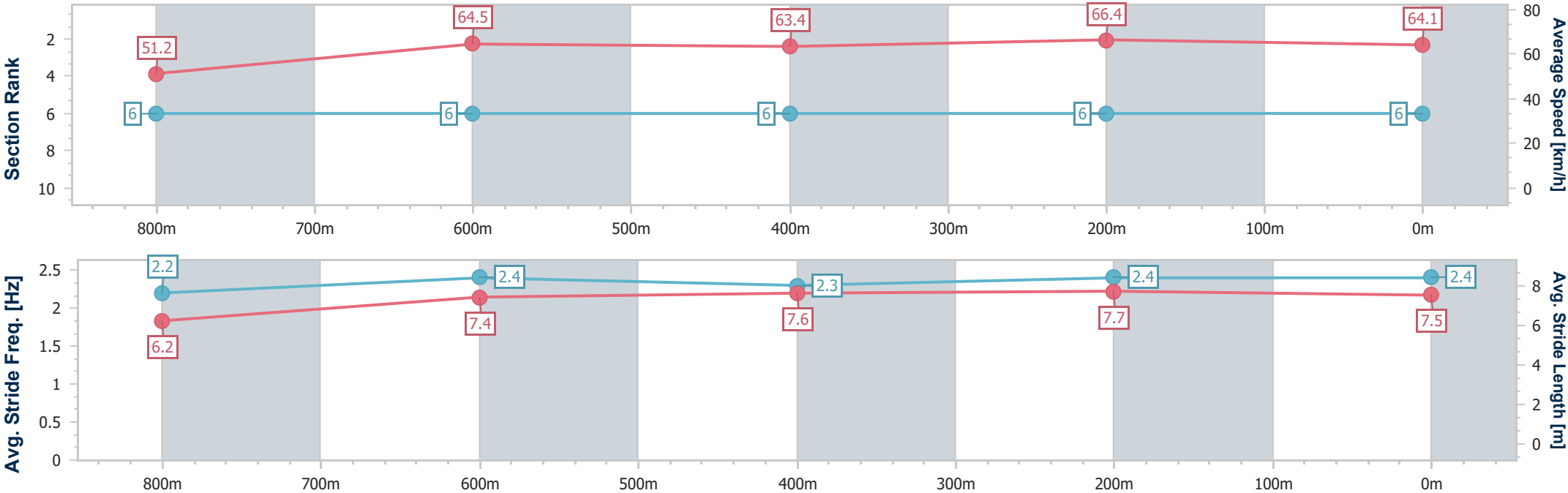
Horse/Jockey Name	Encouraged
Final Rank	6
Fastest Section Time (Section)	0:10.83 (400m)
Top Speed [km/h] (Section)	67.4 (400m)
Race State	Finished



Sunshine CoastProfessional  
Race 5: CHRISTMAS COMPLETE Class 2 Plate - 1000m  
26 October 2025 - 15:05  
Track Rating: Good 4, Weather: Fine, Rail Position: +7m Entire



Section	Overall	800m	600m	400m	200m										
Section Times	0:58.89 [6] (0:14.09)	0:44.80 [6] (0:11.24)	0:33.56 [6] (0:11.46)	0:22.10 [6] (0:10.83)	0:11.27 [6] (0:11.27)										
Average Speed [km/h]	51.2	64.5	63.4	66.4	64.1										
Top Speed [km/h]	66.2	67.0	64.8	67.4	66.4										
Avg. Dist. to Rail [m]	2.5	2.5	1.2	2.9	4.4										
Avg. Stride Freq. [Hz]	2.2	2.4	2.3	2.4	2.4										
Avg. Stride Length [m]	6.2	7.4	7.6	7.7	7.5										



- [ ] Ranking at each section and finish
- .-.- No data available at this section
- NA No data available



Sunshine Coast Professional  
Race 6: COOLUM AT THE BEACH RESORT BENCHMARK 65 Handicap -  
1600m

26 October 2025 - 15:45



Track Rating: Good 4, Weather: Fine, Rail Position: +7m Entire

Section					Overall	1400m	1200m	1000m	800m	600m	400m	Last 600m		
Field Times					1:37.13 (0:13.52)	1:23.61 (0:11.75)	1:11.86 (0:12.19)	0:59.67 (0:12.46)	0:47.21 (0:12.31)	0:34.90 (0:11.65)	0:23.25 (0:11.36)	0:34.90		
Rank	TAB	Horse/Jockey	Barrier	Top Speed [km/h]	Fastest Section									Distance Travelled [m]
1	5	FIFTH FORCE	5	64.5	0:11.23	1:37.13 [1]	1:23.28 [3]	1:11.48 [3]	0:59.37 [3]	0:46.93 [3]	0:34.65 [3]	0:22.93 [3]	0:34.65	
		Angela Jones		400m	400m	(0:13.85)	(0:11.80)	(0:12.11)	(0:12.44)	(0:12.28)	(0:11.72)	(0:11.23)		
2	6	HAZEY HILL	6	64.6	0:11.28	1:37.27 [2]	1:23.57 [2]	1:11.78 [2]	0:59.63 [2]	0:47.22 [2]	0:34.93 [2]	0:23.31 [2]	0:34.93	+3
		Ryan Maloney		400m	400m	(0:13.70)	(0:11.79)	(0:12.15)	(0:12.41)	(0:12.29)	(0:11.62)	(0:11.28)		
3	4	NINJITZOU	7	66.7	0:11.41	1:37.38 [3]	1:23.86 [1]	1:12.11 [1]	0:59.92 [1]	0:47.46 [1]	0:35.15 [1]	0:23.50 [1]	0:35.15	+2
		Ben Thompson		Overall	400m	(0:13.52)	(0:11.75)	(0:12.19)	(0:12.46)	(0:12.31)	(0:11.65)	(0:11.41)		
4	7	KERKORIAN	1	65.6	0:11.11	1:37.55 [4]	1:22.68 [7]	1:11.06 [6]	0:58.82 [7]	0:46.52 [7]	0:34.54 [7]	0:22.83 [7]	0:34.54	+2
		Damien Thornton		400m	400m	(0:14.87)	(0:11.62)	(0:12.24)	(0:12.30)	(0:11.98)	(0:11.71)	(0:11.11)		
5	11	HUSSY EMPRESS	2	64.7	0:11.23	1:37.99 [5]	1:23.15 [6]	1:11.41 [7]	0:59.43 [6]	0:47.11 [6]	0:35.12 [6]	0:23.40 [6]	0:35.12	+5
		Kyle Wilson-Taylor		400m	400m	(0:14.84)	(0:11.74)	(0:11.98)	(0:12.32)	(0:11.99)	(0:11.72)	(0:11.23)		
6	3	JUNGLE FEVER	3	63.2	0:11.50	1:38.22 [6]	1:24.09 [4]	1:12.32 [5]	1:00.11 [5]	0:47.77 [5]	0:35.51 [5]	0:23.70 [5]	0:35.51	+0
		Corey Sutherland		400m	400m	(0:14.13)	(0:11.77)	(0:12.21)	(0:12.34)	(0:12.26)	(0:11.81)	(0:11.50)		
7	9	MANHATTAN'S	4	64.2	0:11.51	1:38.60 [7]	1:24.43 [5]	1:12.73 [4]	1:00.53 [4]	0:48.17 [4]	0:35.97 [4]	0:24.25 [4]	0:35.97	+3
		Cejay Graham		1400m	400m	(0:14.17)	(0:11.70)	(0:12.20)	(0:12.36)	(0:12.20)	(0:11.72)	(0:11.51)		

Scratched: Spray Gun (#2), Inca Trail (#1), Luconi (#8), Adelaide Girl (#10)



Sunshine Coast Professional  
Race 6: COOLUM AT THE BEACH RESORT BENCHMARK 65 Handicap -  
1600m

26 October 2025 - 15:45



Track Rating: Good 4, Weather: Fine, Rail Position: +7m Entire

Section		200m					Last 600m		
Field Times		0:11.89 (0:11.89)					0:34.90		
Rank	TAB	Horse/Jockey	Barrier	Top Speed [km/h]	Fastest Section	Margin		Distance Travelled [m]	
1	5	FIFTH FORCE	5	64.5	0:11.23	0:11.70 [3]	1:37.13	0:34.65	
		Angela Jones		400m	400m	(0:11.70)			
2	6	HAZEY HILL	6	64.6	0:11.28	0:12.03 [1]	0.83L	0:34.93	+3
		Ryan Maloney		400m	400m	(0:12.03)			
3	4	NINJITZOU	7	66.7	0:11.41	0:12.09 [2]	1.44L	0:35.15	+2
		Ben Thompson		Overall	400m	(0:12.09)			
4	7	KERKORIAN	1	65.6	0:11.11	0:11.72 [5]	2.49L	0:34.54	+2
		Damien Thornton		400m	400m	(0:11.72)			
5	11	HUSSY EMPRESS	2	64.7	0:11.23	0:12.17 [4]	5.08L	0:35.12	+5
		Kyle Wilson-Taylor		400m	400m	(0:12.17)			
6	3	JUNGLE FEVER	3	63.2	0:11.50	0:12.20 [7]	6.41L	0:35.51	+0
		Corey Sutherland		400m	400m	(0:12.20)			
7	9	MANHATTAN'S	4	64.2	0:11.51	0:12.74 [6]	8.67L	0:35.97	+3
		Cejay Graham		1400m	400m	(0:12.74)			

Scratched: Spray Gun (#2), Inca Trail (#1), Luconi (#8), Adelaide Girl (#10)



Horse/Jockey Name	Fifth Force
Final Rank	1
Fastest Section Time (Section)	0:11.23 (400m)
Top Speed [km/h] (Section)	64.5 (400m)
Race State	Finished



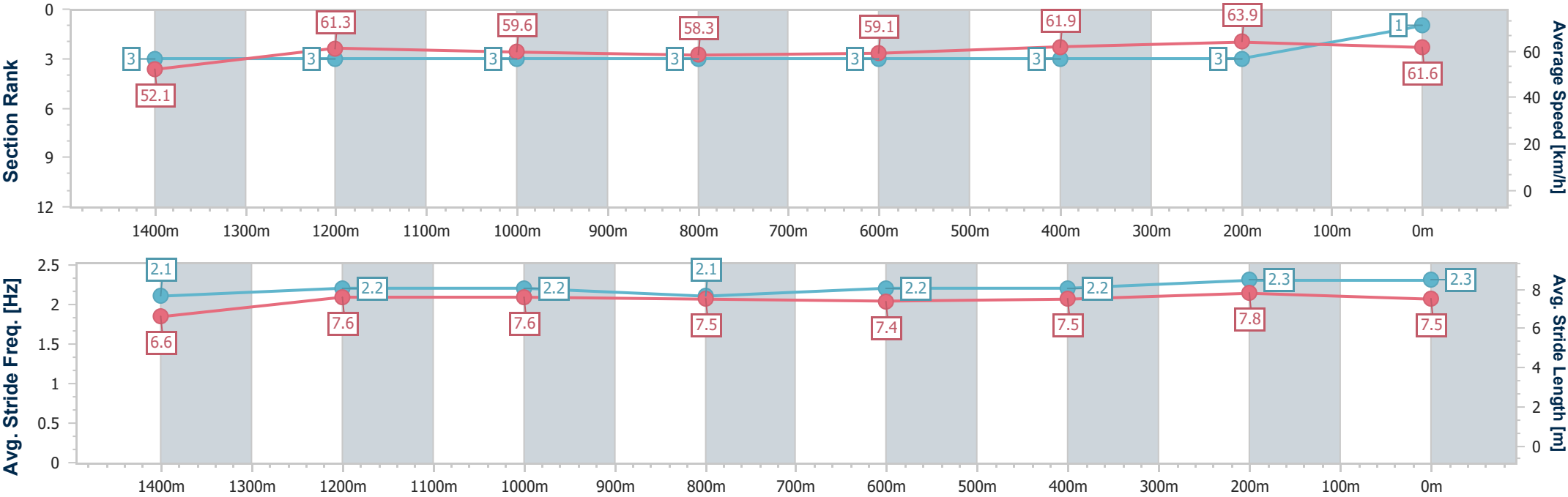
Sunshine CoastProfessional  
Race 6: COOLUM AT THE BEACH RESORT BENCHMARK 65  
Handicap - 1600m



26 October 2025 - 15:45

Track Rating: Good 4, Weather: Fine, Rail Position: +7m Entire

Section	Overall	1400m	1200m	1000m	800m	600m	400m	200m					
Section Times	1:37.13 [1] (0:13.85)	1:23.28 [3] (0:11.80)	1:11.48 [3] (0:12.11)	0:59.37 [3] (0:12.44)	0:46.93 [3] (0:12.28)	0:34.65 [3] (0:11.72)	0:22.93 [3] (0:11.23)	0:11.70 [3] (0:11.70)					
Average Speed [km/h]	52.1	61.3	59.6	58.3	59.1	61.9	63.9	61.6					
Top Speed [km/h]	62.8	62.6	60.5	59.6	60.0	63.7	64.5	63.2					
Avg. Dist. to Rail [m]	4.5	2.4	2.3	2.3	1.8	0.7	2.2	3.7					
Avg. Stride Freq. [Hz]	2.1	2.2	2.2	2.1	2.2	2.2	2.3	2.3					
Avg. Stride Length [m]	6.6	7.6	7.6	7.5	7.4	7.5	7.8	7.5					





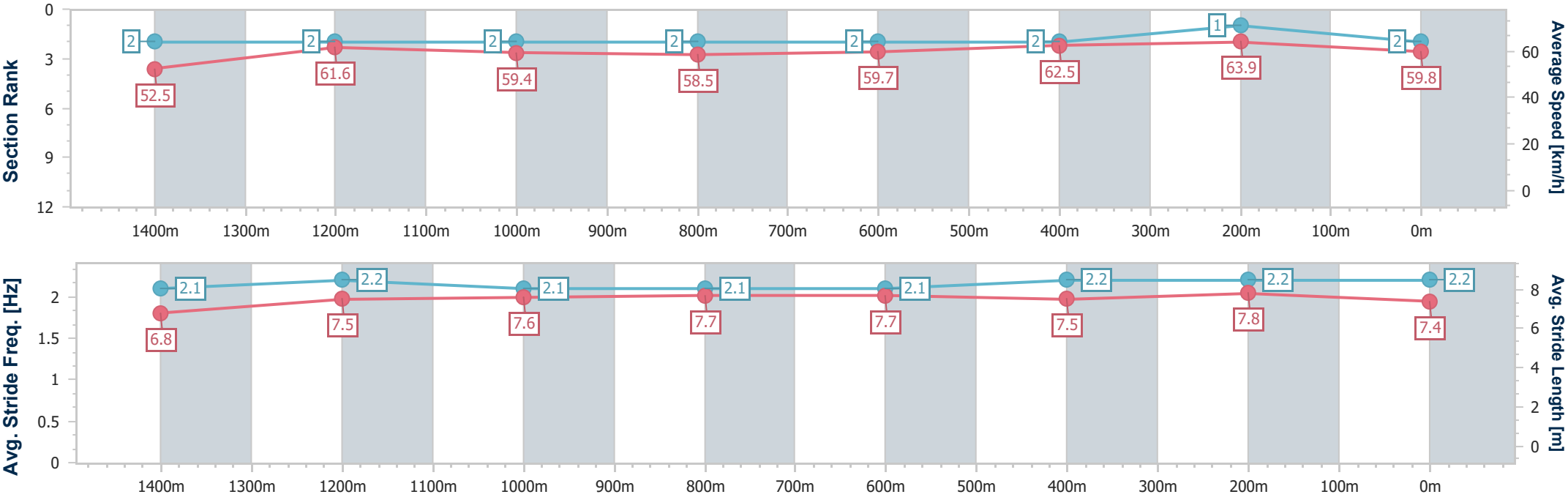
Horse/Jockey Name	Hazey Hill
Final Rank	2
Fastest Section Time (Section)	0:11.28 (400m)
Top Speed [km/h] (Section)	64.6 (400m)
Race State	Finished



Sunshine CoastProfessional  
Race 6: COOLUM AT THE BEACH RESORT BENCHMARK 65  
Handicap - 1600m  
26 October 2025 - 15:45  
Track Rating: Good 4, Weather: Fine, Rail Position: +7m Entire



Section	Overall	1400m	1200m	1000m	800m	600m	400m	200m					
Section Times	1:37.27 [2] (0:13.70)	1:23.57 [2] (0:11.79)	1:11.78 [2] (0:12.15)	0:59.63 [2] (0:12.41)	0:47.22 [2] (0:12.29)	0:34.93 [2] (0:11.62)	0:23.31 [2] (0:11.28)	0:12.03 [1] (0:12.03)					
Average Speed [km/h]	52.5	61.6	59.4	58.5	59.7	62.5	63.9	59.8					
Top Speed [km/h]	64.0	63.9	59.9	59.5	60.9	64.2	64.6	62.1					
Avg. Dist. to Rail [m]	6.7	3.3	3.4	3.2	2.9	1.9	1.9	2.1					
Avg. Stride Freq. [Hz]	2.1	2.2	2.1	2.1	2.1	2.2	2.2	2.2					
Avg. Stride Length [m]	6.8	7.5	7.6	7.7	7.7	7.5	7.8	7.4					





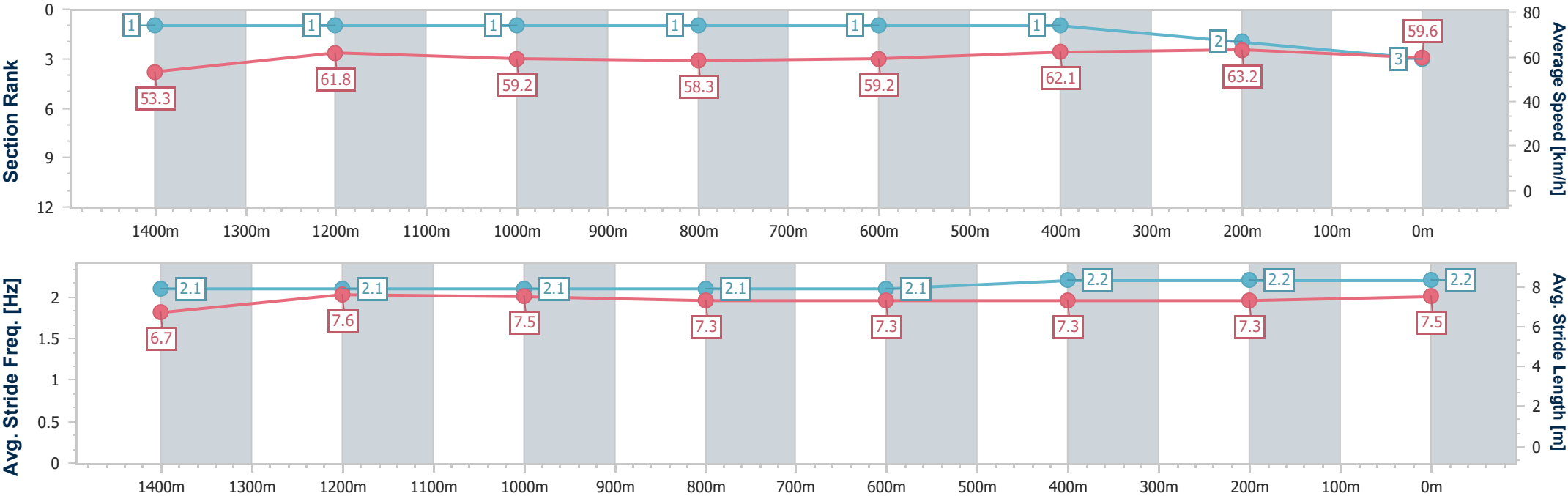
Horse/Jockey Name	Ninjitou
Final Rank	3
Fastest Section Time (Section)	0:11.41 (400m)
Top Speed [km/h] (Section)	66.7 (Overall)
Race State	Finished



Sunshine CoastProfessional  
Race 6: COOLUM AT THE BEACH RESORT BENCHMARK 65  
Handicap - 1600m  
26 October 2025 - 15:45  
Track Rating: Good 4, Weather: Fine, Rail Position: +7m Entire



Section	Overall	1400m	1200m	1000m	800m	600m	400m	200m					
Section Times	1:37.38 [3] (0:13.52)	1:23.86 [1] (0:11.75)	1:12.11 [1] (0:12.19)	0:59.92 [1] (0:12.46)	0:47.46 [1] (0:12.31)	0:35.15 [1] (0:11.65)	0:23.50 [1] (0:11.41)	0:12.09 [2] (0:12.09)					
Average Speed [km/h]	53.3	61.8	59.2	58.3	59.2	62.1	63.2	59.6					
Top Speed [km/h]	66.7	65.5	59.7	59.4	60.4	63.7	64.1	62.2					
Avg. Dist. to Rail [m]	9.2	3.9	2.7	2.5	2.1	1.1	0.7	0.8					
Avg. Stride Freq. [Hz]	2.1	2.1	2.1	2.1	2.1	2.2	2.2	2.2					
Avg. Stride Length [m]	6.7	7.6	7.5	7.3	7.3	7.3	7.3	7.5					







Horse/Jockey Name	Kerkorian
Final Rank	4
Fastest Section Time (Section)	0:11.11 (400m)
Top Speed [km/h] (Section)	65.6 (400m)
Race State	Finished



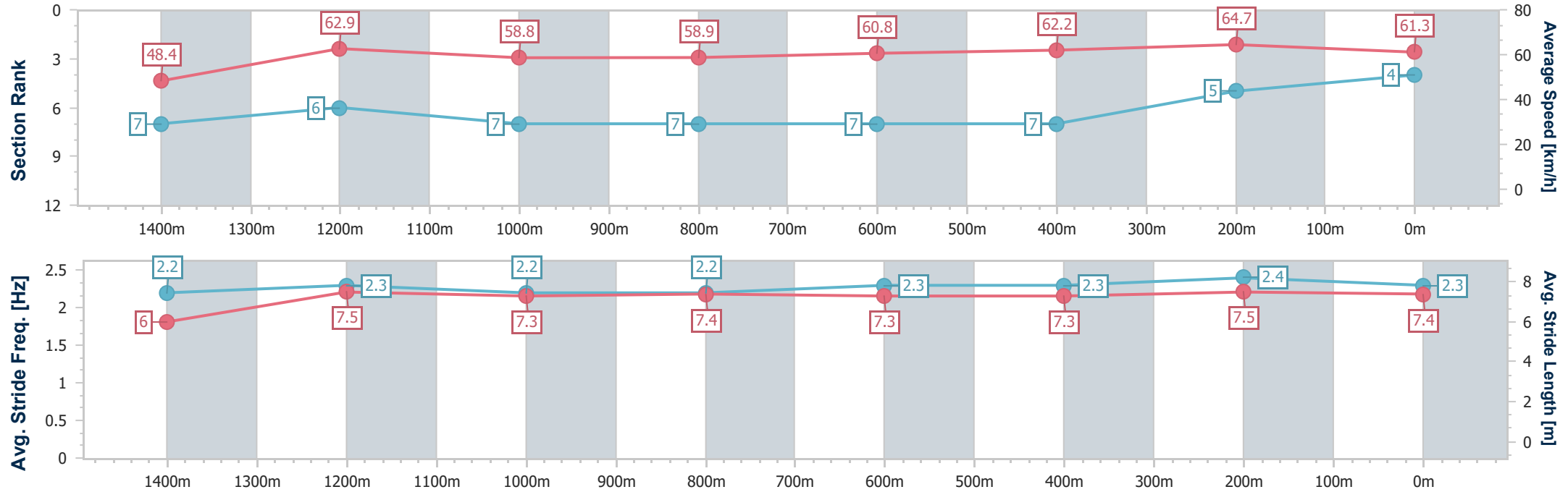
Sunshine CoastProfessional  
Race 6: COOLUM AT THE BEACH RESORT BENCHMARK 65  
Handicap - 1600m



26 October 2025 - 15:45

Track Rating: Good 4, Weather: Fine, Rail Position: +7m Entire

Section	Overall	1400m	1200m	1000m	800m	600m	400m	200m					
Section Times	1:37.55 [4] (0:14.87)	1:22.68 [7] (0:11.62)	1:11.06 [6] (0:12.24)	0:58.82 [7] (0:12.30)	0:46.52 [7] (0:11.98)	0:34.54 [7] (0:11.71)	0:22.83 [7] (0:11.11)	0:11.72 [5] (0:11.72)					
Average Speed [km/h]	48.4	62.9	58.8	58.9	60.8	62.2	64.7	61.3					
Top Speed [km/h]	62.6	63.3	62.1	59.8	62.5	63.8	65.6	64.1					
Avg. Dist. to Rail [m]	5.3	4.7	4.5	2.9	1.7	1.9	5.3	5.4					
Avg. Stride Freq. [Hz]	2.2	2.3	2.2	2.2	2.3	2.3	2.4	2.3					
Avg. Stride Length [m]	6.0	7.5	7.3	7.4	7.3	7.3	7.5	7.4					



- [ ] Ranking at each section and finish
- .-.- No data available at this section
- NA No data available



Horse/Jockey Name	Hussy Empress
Final Rank	5
Fastest Section Time (Section)	0:11.23 (400m)
Top Speed [km/h] (Section)	64.7 (400m)
Race State	Finished



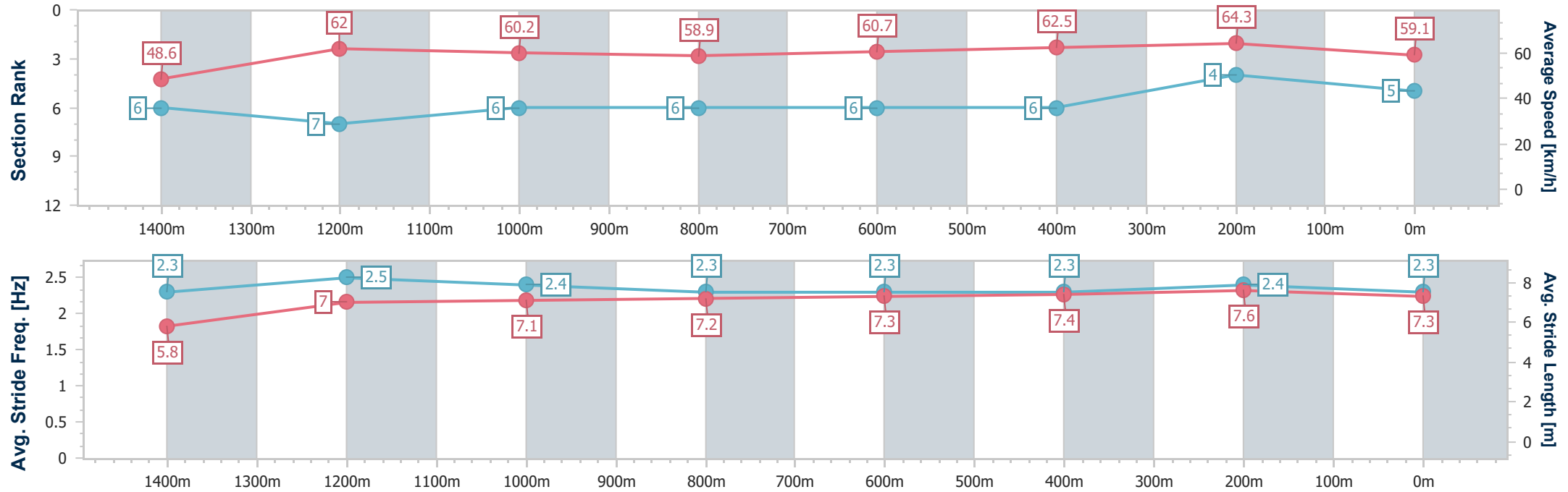
Sunshine CoastProfessional  
Race 6: COOLUM AT THE BEACH RESORT BENCHMARK 65  
Handicap - 1600m



26 October 2025 - 15:45

Track Rating: Good 4, Weather: Fine, Rail Position: +7m Entire

Section	Overall	1400m	1200m	1000m	800m	600m	400m	200m					
Section Times	1:37.99 [5] (0:14.84)	1:23.15 [6] (0:11.74)	1:11.41 [7] (0:11.98)	0:59.43 [6] (0:12.32)	0:47.11 [6] (0:11.99)	0:35.12 [6] (0:11.72)	0:23.40 [6] (0:11.23)	0:12.17 [4] (0:12.17)					
Average Speed [km/h]	48.6	62.0	60.2	58.9	60.7	62.5	64.3	59.1					
Top Speed [km/h]	61.0	63.5	62.2	59.9	62.1	64.3	64.7	63.1					
Avg. Dist. to Rail [m]	4.8	4.5	4.1	3.0	1.9	3.4	5.4	5.1					
Avg. Stride Freq. [Hz]	2.3	2.5	2.4	2.3	2.3	2.3	2.4	2.3					
Avg. Stride Length [m]	5.8	7.0	7.1	7.2	7.3	7.4	7.6	7.3					



- [ ] Ranking at each section and finish
- .-.- No data available at this section
- NA No data available



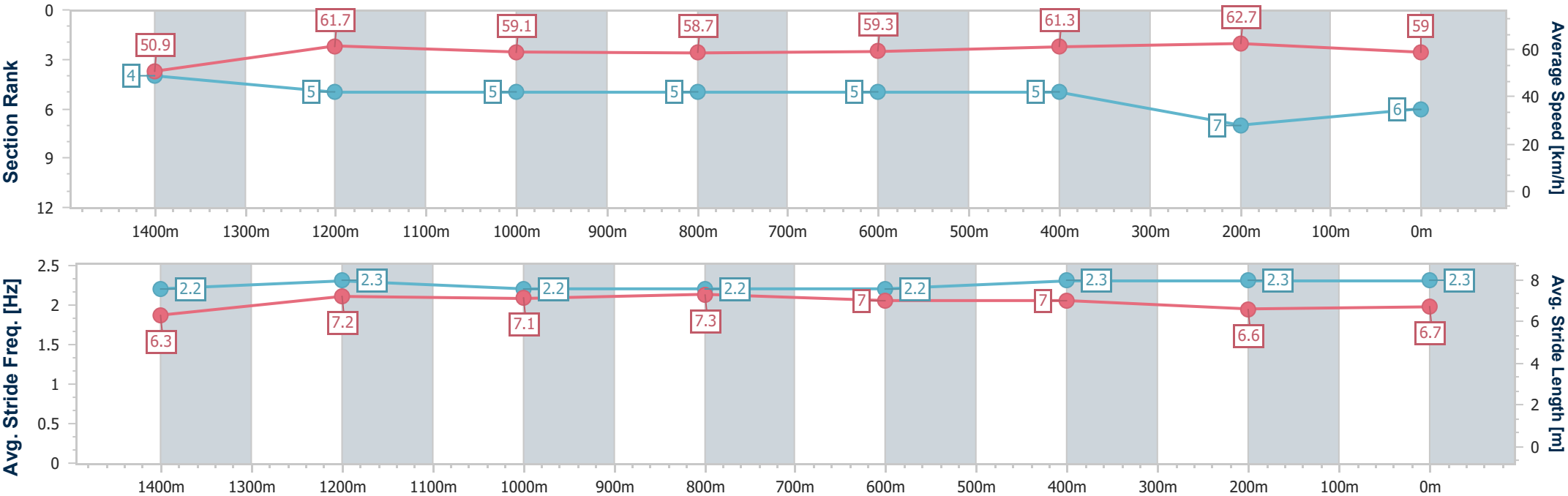
Horse/Jockey Name	Jungle Fever
Final Rank	6
Fastest Section Time (Section)	0:11.50 (400m)
Top Speed [km/h] (Section)	63.2 (400m)
Race State	Finished



Sunshine CoastProfessional  
Race 6: COOLUM AT THE BEACH RESORT BENCHMARK 65  
Handicap - 1600m  
26 October 2025 - 15:45  
Track Rating: Good 4, Weather: Fine, Rail Position: +7m Entire



Section	Overall	1400m	1200m	1000m	800m	600m	400m	200m					
Section Times	1:38.22 [6] (0:14.13)	1:24.09 [4] (0:11.77)	1:12.32 [5] (0:12.21)	1:00.11 [5] (0:12.34)	0:47.77 [5] (0:12.26)	0:35.51 [5] (0:11.81)	0:23.70 [5] (0:11.50)	0:12.20 [7] (0:12.20)					
Average Speed [km/h]	50.9	61.7	59.1	58.7	59.3	61.3	62.7	59.0					
Top Speed [km/h]	62.5	63.0	60.2	59.6	60.6	62.9	63.2	62.4					
Avg. Dist. to Rail [m]	3.6	2.3	2.4	2.3	1.8	1.0	1.8	1.5					
Avg. Stride Freq. [Hz]	2.2	2.3	2.2	2.2	2.2	2.3	2.3	2.3					
Avg. Stride Length [m]	6.3	7.2	7.1	7.3	7.0	7.0	6.6	6.7					



[ ] Ranking at each section and finish  
- - - - - No data available at this section  
NA No data available



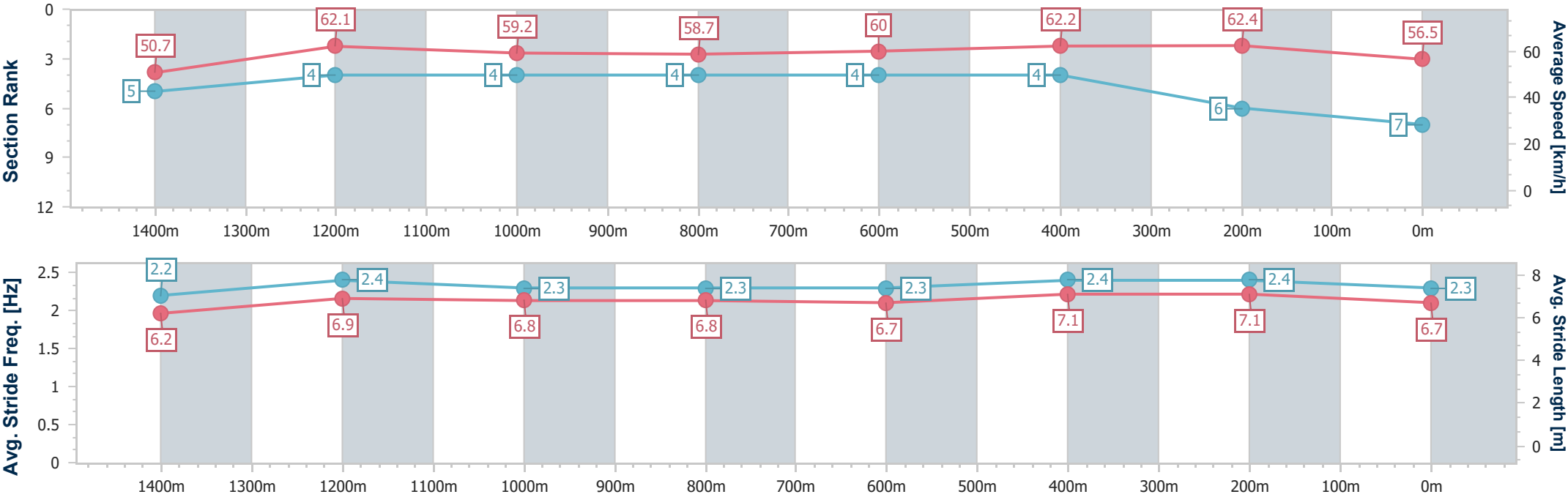
Horse/Jockey Name	Manhattan's
Final Rank	7
Fastest Section Time (Section)	0:11.51 (400m)
Top Speed [km/h] (Section)	64.2 (1400m)
Race State	Finished



Sunshine CoastProfessional  
Race 6: COOLUM AT THE BEACH RESORT BENCHMARK 65  
Handicap - 1600m  
26 October 2025 - 15:45  
Track Rating: Good 4, Weather: Fine, Rail Position: +7m Entire



Section	Overall	1400m	1200m	1000m	800m	600m	400m	200m					
Section Times	1:38.60 [7] (0:14.17)	1:24.43 [5] (0:11.70)	1:12.73 [4] (0:12.20)	1:00.53 [4] (0:12.36)	0:48.17 [4] (0:12.20)	0:35.97 [4] (0:11.72)	0:24.25 [4] (0:11.51)	0:12.74 [6] (0:12.74)					
Average Speed [km/h]	50.7	62.1	59.2	58.7	60.0	62.2	62.4	56.5					
Top Speed [km/h]	64.0	64.2	61.0	59.6	60.7	63.4	63.9	60.3					
Avg. Dist. to Rail [m]	4.8	3.2	3.2	3.2	2.7	1.8	3.2	3.4					
Avg. Stride Freq. [Hz]	2.2	2.4	2.3	2.3	2.3	2.4	2.4	2.3					
Avg. Stride Length [m]	6.2	6.9	6.8	6.8	6.7	7.1	7.1	6.7					





Sunshine Coast Professional  
Race 7: COOLUM BEACH SURF CLUB RATINGS BAND 0 - 58 Handicap -  
1200m

26 October 2025 - 16:20



Track Rating: Good 4, Weather: Fine, Rail Position: +7m Entire

Section						Overall	1000m	800m	600m	400m	200m	Last 600m		
Field Times						1:11.64 (0:13.63)	0:58.01 (0:11.30)	0:46.71 (0:11.71)	0:35.00 (0:11.74)	0:23.26 (0:11.24)	0:12.02 (0:12.02)	0:00.00		
Rank	TAB	Horse/Jockey	Barrier	Top Speed [km/h]	Fastest Section							Margin	Margin	Distance Travelled [m]
1	5	KEEPMEINTHELOPE	5	66.3	0:11.21	1:11.64 [1]	0:57.98 [2]	0:46.68 [2]	0:34.84 [2]	0:23.23 [2]	0:12.02 [1]	1:11.64	0:34.84	
		Angela Jones		1000m	400m	(0:13.66)	(0:11.30)	(0:11.84)	(0:11.61)	(0:11.21)	(0:12.02)			
2	2	GONE TO CAPE YORK	4	64.7	0:11.36	1:11.87 [2]	0:57.77 [6]	0:46.41 [6]	0:34.69 [6]	0:23.18 [6]	0:11.81 [6]	1.33L	0:34.69	-2
		Damien Thornton		1000m	1000m	(0:14.10)	(0:11.36)	(0:11.72)	(0:11.51)	(0:11.37)	(0:11.81)			
3	11	SHOW ME THE STARS	9	66.4	0:11.12	1:11.91 [3]	0:57.49 [7]	0:46.18 [7]	0:34.42 [7]	0:22.96 [7]	0:11.84 [7]	1.55L	0:34.42	+2
		Montana Philpot		1000m	400m	(0:14.42)	(0:11.31)	(0:11.76)	(0:11.46)	(0:11.12)	(0:11.84)			
4	7	CHILPUR	3	66.1	0:11.27	1:11.98 [4]	0:58.35 [1]	0:47.05 [1]	0:35.34 [1]	0:23.60 [1]	0:12.33 [2]	2.02L	0:35.34	-4
		Corey Sutherland		1000m	400m	(0:13.63)	(0:11.30)	(0:11.71)	(0:11.74)	(0:11.27)	(0:12.33)			
5	4	ZARIPPA	1	64.7	0:11.41	1:12.22 [5]	0:58.43 [4]	0:47.02 [3]	0:35.28 [3]	0:23.61 [4]	0:12.17 [5]	3.4L	0:35.28	-3
		Daniel Moor		400m	1000m	(0:13.79)	(0:11.41)	(0:11.74)	(0:11.67)	(0:11.44)	(0:12.17)			
6	12	ROYAL GLADIATOR	7	65.1	0:11.41	1:12.61 [6]	0:58.70 [5]	0:47.29 [5]	0:35.46 [5]	0:24.05 [3]	0:12.58 [4]	5.71L	0:35.46	+1
		Karl Zechner		1000m	1000m	(0:13.91)	(0:11.41)	(0:11.83)	(0:11.41)	(0:11.47)	(0:12.58)			
7	13	GULF OF SAROS	10	Data was not able to be tracked for this horse		-:-:-	-:-:-	-:-:-	-:-:-	-:-:-	-:-:-	7.89L	-:-:-	-----
		Minonette Kennedy												
8	10	RARE AND RELIABLE	2	67.0	0:11.33	1:13.02 [8]	0:59.23 [3]	0:47.76 [4]	0:35.89 [4]	0:24.37 [5]	0:13.04 [3]	8.11L	0:35.89	+1
		Kyle Wilson-Taylor		400m	400m	(0:13.79)	(0:11.47)	(0:11.87)	(0:11.52)	(0:11.33)	(0:13.04)			
9	9	FUNKY ME	6	65.0	0:11.35	1:13.16 [9]	0:58.48 [8]	0:47.05 [9]	0:35.43 [8]	0:23.72 [9]	0:12.37 [9]	8.93L	0:35.43	-4
		Rory Hutchings		1000m	400m	(0:14.68)	(0:11.43)	(0:11.62)	(0:11.71)	(0:11.35)	(0:12.37)			
10	8	DUKE OF LANCASTER	8	64.8	0:11.36	1:13.53 [10]	0:58.84 [9]	0:47.48 [8]	0:35.77 [9]	0:24.19 [8]	0:12.75 [8]	11.12L	0:35.77	+0
		Rob Thorburn		1000m	1000m	(0:14.69)	(0:11.36)	(0:11.71)	(0:11.58)	(0:11.44)	(0:12.75)			

Scratched: Shipping Lane (#6), Pan A Million (#3), Future Soldier (#1)

Report Created: Sun 26 October 2025 16:35 GMT+ (Note: Timing is based on position data)

Page 1/11

[ ] Ranking at each section and finish  
-:--:-- No data available at this section  
NA No data available

SCN Saddle cloth number  
DNF Did not finish  
DNT Did not track

data processed by TRIPLESDATA



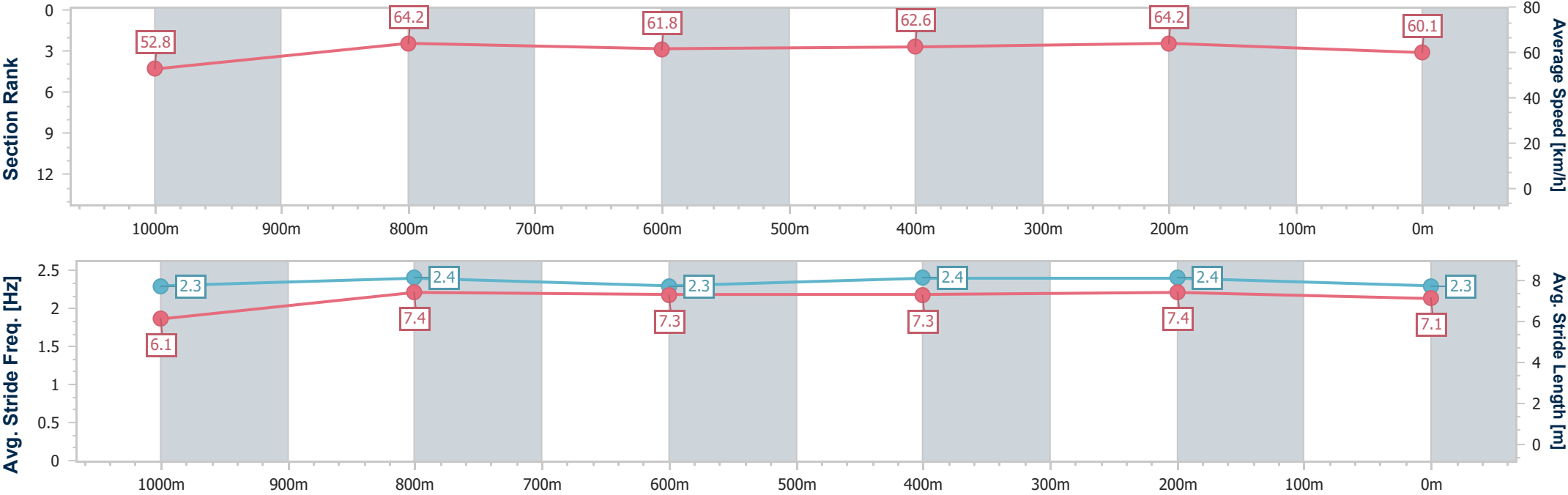
Horse/Jockey Name	Keepmeintheleope
Final Rank	1
Fastest Section Time (Section)	0:11.21 (400m)
Top Speed [km/h] (Section)	66.3 (1000m)
Race State	Finished



Sunshine CoastProfessional  
Race 7: COOLUM BEACH SURF CLUB RATINGS BAND 0 - 58  
Handicap - 1200m  
26 October 2025 - 16:20  
Track Rating: Good 4, Weather: Fine, Rail Position: +7m Entire



Section	Overall	1000m	800m	600m	400m	200m							
Section Times	1:11.64 [1] (0:13.66)	0:57.98 [2] (0:11.30)	0:46.68 [2] (0:11.84)	0:34.84 [2] (0:11.61)	0:23.23 [2] (0:11.21)	0:12.02 [1] (0:12.02)							
Average Speed [km/h]	52.8	64.2	61.8	62.6	64.2	60.1							
Top Speed [km/h]	66.2	66.3	63.5	64.4	65.1	63.1							
Avg. Dist. to Rail [m]	5.4	3.1	2.5	1.8	2.4	3.0							
Avg. Stride Freq. [Hz]	2.3	2.4	2.3	2.4	2.4	2.3							
Avg. Stride Length [m]	6.1	7.4	7.3	7.3	7.4	7.1							





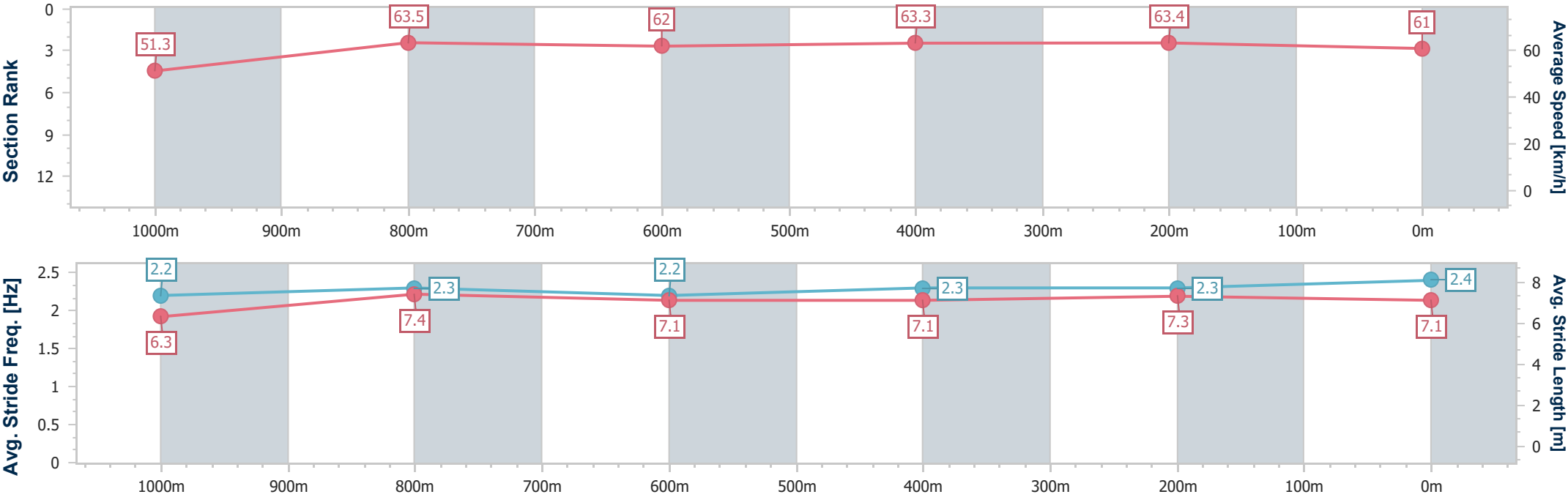
Horse/Jockey Name	Gone To Cape York
Final Rank	2
Fastest Section Time (Section)	0:11.36 (1000m)
Top Speed [km/h] (Section)	64.7 (1000m)
Race State	Finished



Sunshine CoastProfessional  
Race 7: COOLUM BEACH SURF CLUB RATINGS BAND 0 - 58  
Handicap - 1200m  
26 October 2025 - 16:20  
Track Rating: Good 4, Weather: Fine, Rail Position: +7m Entire



Section	Overall	1000m	800m	600m	400m	200m							
Section Times	1:11.87 [2] (0:14.10)	0:57.77 [6] (0:11.36)	0:46.41 [6] (0:11.72)	0:34.69 [6] (0:11.51)	0:23.18 [6] (0:11.37)	0:11.81 [6] (0:11.81)							
Average Speed [km/h]	51.3	63.5	62.0	63.3	63.4	61.0							
Top Speed [km/h]	64.6	64.7	62.8	64.3	64.0	63.6							
Avg. Dist. to Rail [m]	4.8	2.6	1.9	1.6	3.2	3.6							
Avg. Stride Freq. [Hz]	2.2	2.3	2.2	2.3	2.3	2.4							
Avg. Stride Length [m]	6.3	7.4	7.1	7.1	7.3	7.1							





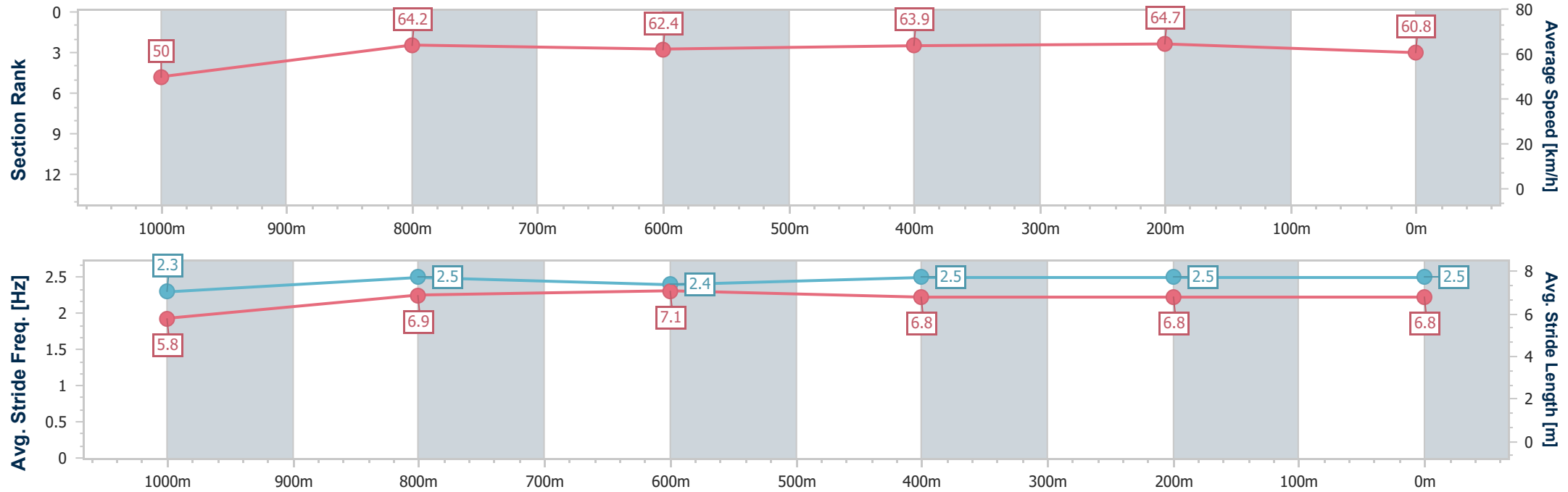
Horse/Jockey Name	Show Me The Stars
Final Rank	3
Fastest Section Time (Section)	0:11.12 (400m)
Top Speed [km/h] (Section)	66.4 (1000m)
Race State	Finished



Sunshine CoastProfessional  
Race 7: COOLUM BEACH SURF CLUB RATINGS BAND 0 - 58  
Handicap - 1200m  
26 October 2025 - 16:20  
Track Rating: Good 4, Weather: Fine, Rail Position: +7m Entire



Section	Overall	1000m	800m	600m	400m	200m							
Section Times	1:11.91 [3] (0:14.42)	0:57.49 [7] (0:11.31)	0:46.18 [7] (0:11.76)	0:34.42 [7] (0:11.46)	0:22.96 [7] (0:11.12)	0:11.84 [7] (0:11.84)							
Average Speed [km/h]	50.0	64.2	62.4	63.9	64.7	60.8							
Top Speed [km/h]	64.4	66.4	63.3	64.3	65.9	63.5							
Avg. Dist. to Rail [m]	7.6	3.8	3.6	2.7	5.7	5.8							
Avg. Stride Freq. [Hz]	2.3	2.5	2.4	2.5	2.5	2.5							
Avg. Stride Length [m]	5.8	6.9	7.1	6.8	6.8	6.8							







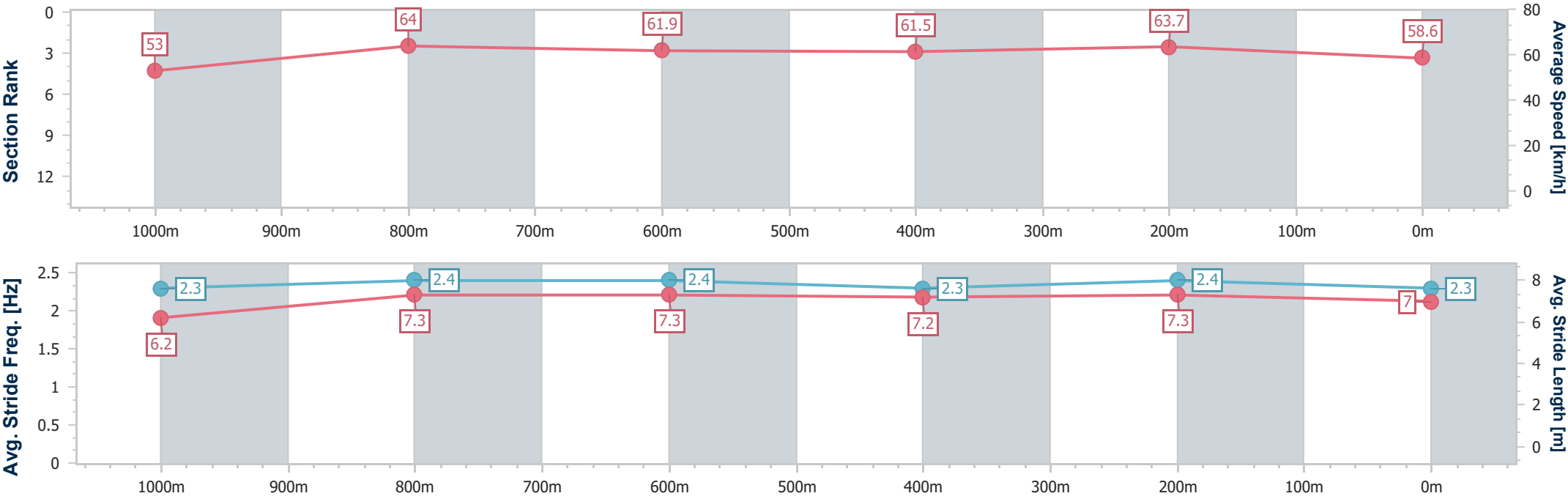
Horse/Jockey Name	Chilpur
Final Rank	4
Fastest Section Time (Section)	0:11.27 (400m)
Top Speed [km/h] (Section)	66.1 (1000m)
Race State	Finished



Sunshine CoastProfessional  
Race 7: COOLUM BEACH SURF CLUB RATINGS BAND 0 - 58  
Handicap - 1200m  
26 October 2025 - 16:20  
Track Rating: Good 4, Weather: Fine, Rail Position: +7m Entire



Section	Overall	1000m	800m	600m	400m	200m							
Section Times	1:11.98 [4] (0:13.63)	0:58.35 [1] (0:11.30)	0:47.05 [1] (0:11.71)	0:35.34 [1] (0:11.74)	0:23.60 [1] (0:11.27)	0:12.33 [2] (0:12.33)							
Average Speed [km/h]	53.0	64.0	61.9	61.5	63.7	58.6							
Top Speed [km/h]	64.4	66.1	63.1	63.5	65.2	62.8							
Avg. Dist. to Rail [m]	3.3	1.9	1.2	0.5	1.5	1.8							
Avg. Stride Freq. [Hz]	2.3	2.4	2.4	2.3	2.4	2.3							
Avg. Stride Length [m]	6.2	7.3	7.3	7.2	7.3	7.0							





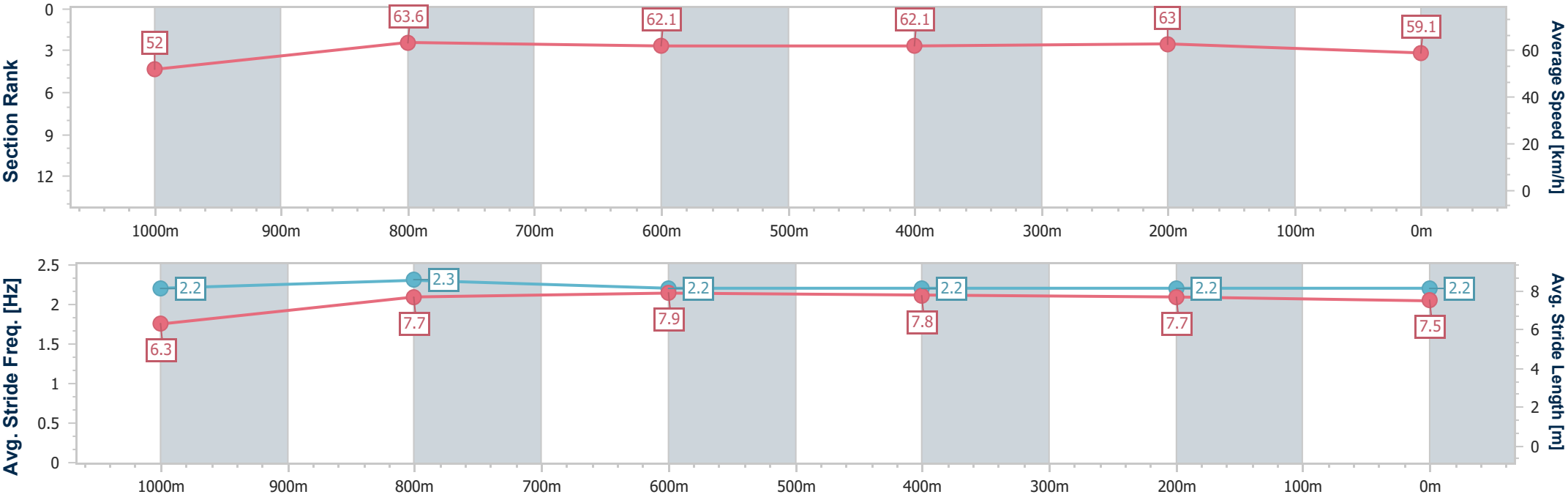
Horse/Jockey Name	Zarippa
Final Rank	5
Fastest Section Time (Section)	0:11.41 (1000m)
Top Speed [km/h] (Section)	64.7 (400m)
Race State	Finished



Sunshine CoastProfessional  
Race 7: COOLUM BEACH SURF CLUB RATINGS BAND 0 - 58  
Handicap - 1200m  
26 October 2025 - 16:20  
Track Rating: Good 4, Weather: Fine, Rail Position: +7m Entire



Section	Overall	1000m	800m	600m	400m	200m							
Section Times	1:12.22 [5] (0:13.79)	0:58.43 [4] (0:11.41)	0:47.02 [3] (0:11.74)	0:35.28 [3] (0:11.67)	0:23.61 [4] (0:11.44)	0:12.17 [5] (0:12.17)							
Average Speed [km/h]	52.0	63.6	62.1	62.1	63.0	59.1							
Top Speed [km/h]	64.7	64.5	62.6	63.1	64.7	62.3							
Avg. Dist. to Rail [m]	2.5	2.4	2.0	1.2	1.9	1.2							
Avg. Stride Freq. [Hz]	2.2	2.3	2.2	2.2	2.2	2.2							
Avg. Stride Length [m]	6.3	7.7	7.9	7.8	7.7	7.5							



- [ ] Ranking at each section and finish
- .-.- No data available at this section
- NA No data available



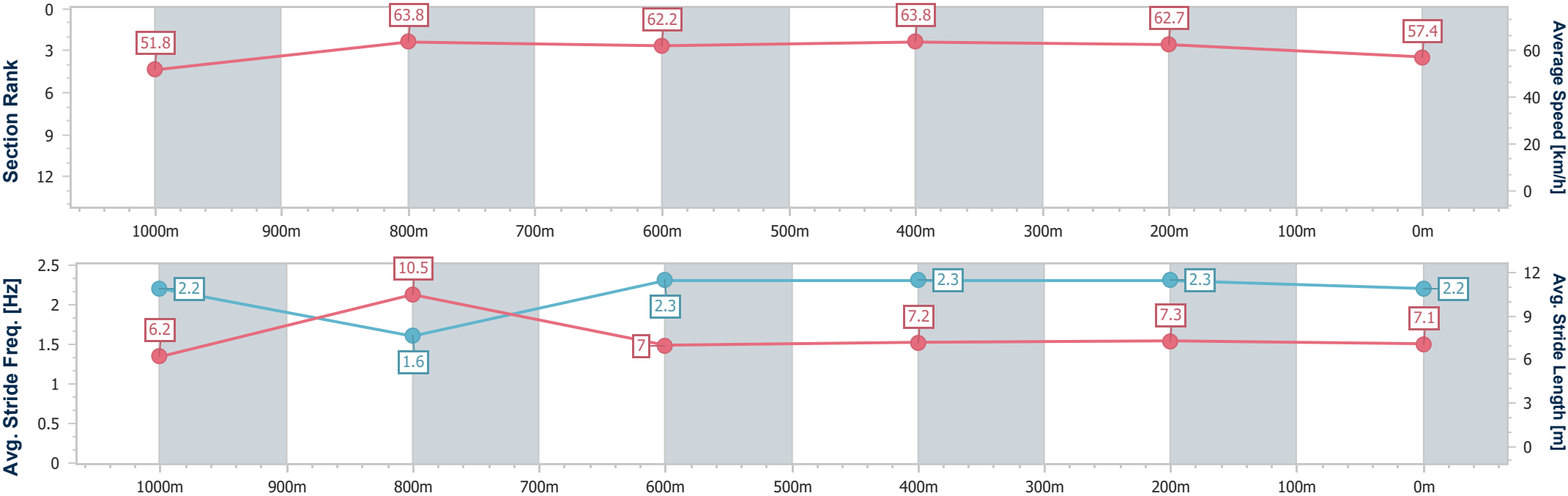
Horse/Jockey Name	Royal Gladiator
Final Rank	6
Fastest Section Time (Section)	0:11.41 (1000m)
Top Speed [km/h] (Section)	65.1 (1000m)
Race State	Finished



Sunshine CoastProfessional  
Race 7: COOLUM BEACH SURF CLUB RATINGS BAND 0 - 58  
Handicap - 1200m  
26 October 2025 - 16:20  
Track Rating: Good 4, Weather: Fine, Rail Position: +7m Entire



Section	Overall	1000m	800m	600m	400m	200m							
Section Times	1:12.61 [6] (0:13.91)	0:58.70 [5] (0:11.41)	0:47.29 [5] (0:11.83)	0:35.46 [5] (0:11.41)	0:24.05 [3] (0:11.47)	0:12.58 [4] (0:12.58)							
Average Speed [km/h]	51.8	63.8	62.2	63.8	62.7	57.4							
Top Speed [km/h]	64.8	65.1	62.6	65.0	64.0	61.8							
Avg. Dist. to Rail [m]	7.0	3.6	3.0	2.2	4.7	5.2							
Avg. Stride Freq. [Hz]	2.2	1.6	2.3	2.3	2.3	2.2							
Avg. Stride Length [m]	6.2	10.5	7.0	7.2	7.3	7.1							





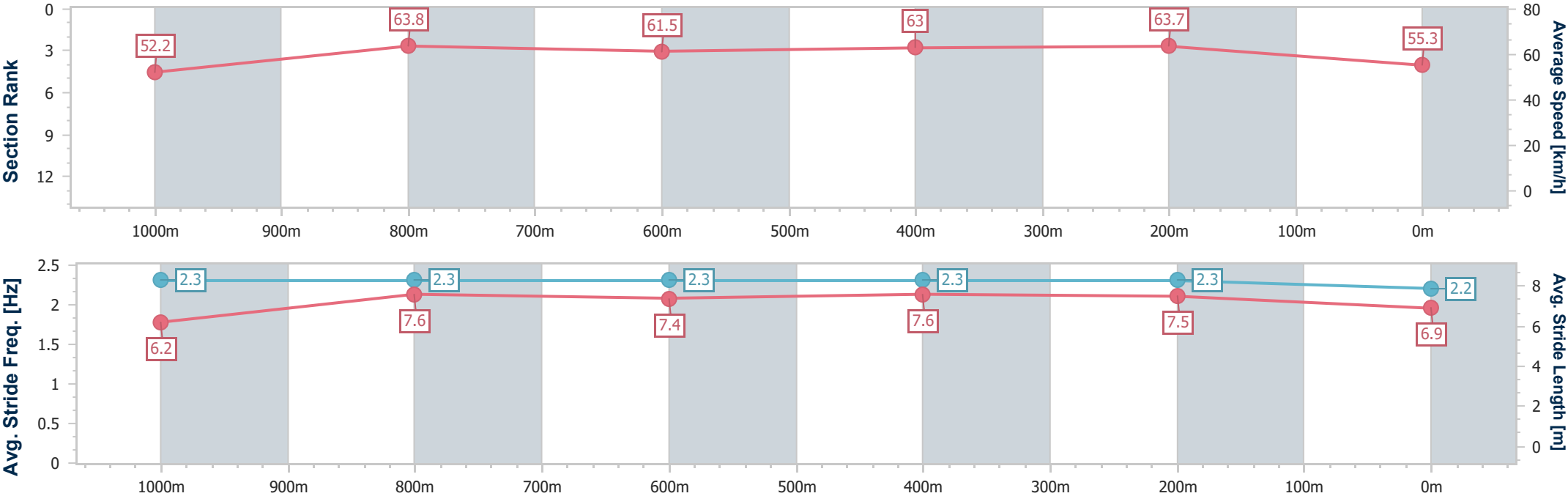
Horse/Jockey Name	Rare And Reliable
Final Rank	8
Fastest Section Time (Section)	0:11.33 (400m)
Top Speed [km/h] (Section)	67.0 (400m)
Race State	Finished



Sunshine CoastProfessional  
Race 7: COOLUM BEACH SURF CLUB RATINGS BAND 0 - 58  
Handicap - 1200m  
26 October 2025 - 16:20  
Track Rating: Good 4, Weather: Fine, Rail Position: +7m Entire



Section	Overall	1000m	800m	600m	400m	200m							
Section Times	1:13.02 [8] (0:13.79)	0:59.23 [3] (0:11.47)	0:47.76 [4] (0:11.87)	0:35.89 [4] (0:11.52)	0:24.37 [5] (0:11.33)	0:13.04 [3] (0:13.04)							
Average Speed [km/h]	52.2	63.8	61.5	63.0	63.7	55.3							
Top Speed [km/h]	65.6	65.4	63.1	64.3	67.0	62.0							
Avg. Dist. to Rail [m]	3.8	4.0	3.1	1.8	4.0	4.1							
Avg. Stride Freq. [Hz]	2.3	2.3	2.3	2.3	2.3	2.2							
Avg. Stride Length [m]	6.2	7.6	7.4	7.6	7.5	6.9							





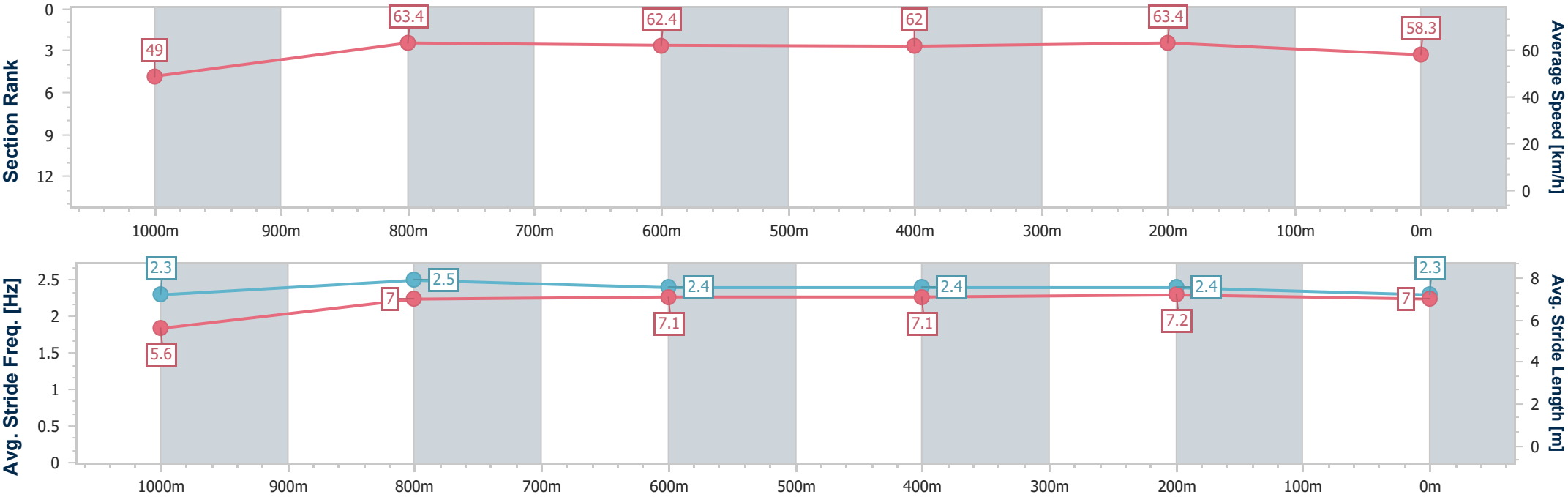
Horse/Jockey Name	Funky Me
Final Rank	9
Fastest Section Time (Section)	0:11.35 (400m)
Top Speed [km/h] (Section)	65.0 (1000m)
Race State	Finished



Sunshine CoastProfessional  
Race 7: COOLUM BEACH SURF CLUB RATINGS BAND 0 - 58  
Handicap - 1200m  
26 October 2025 - 16:20  
Track Rating: Good 4, Weather: Fine, Rail Position: +7m Entire



Section	Overall	1000m	800m	600m	400m	200m							
Section Times	1:13.16 [9] (0:14.68)	0:58.48 [8] (0:11.43)	0:47.05 [9] (0:11.62)	0:35.43 [8] (0:11.71)	0:23.72 [9] (0:11.35)	0:12.37 [9] (0:12.37)							
Average Speed [km/h]	49.0	63.4	62.4	62.0	63.4	58.3							
Top Speed [km/h]	62.5	65.0	63.6	63.4	64.6	62.4							
Avg. Dist. to Rail [m]	6.3	2.6	1.6	1.1	3.2	2.6							
Avg. Stride Freq. [Hz]	2.3	2.5	2.4	2.4	2.4	2.3							
Avg. Stride Length [m]	5.6	7.0	7.1	7.1	7.2	7.0							



[ ] Ranking at each section and finish  
-.-.- No data available at this section  
NA No data available



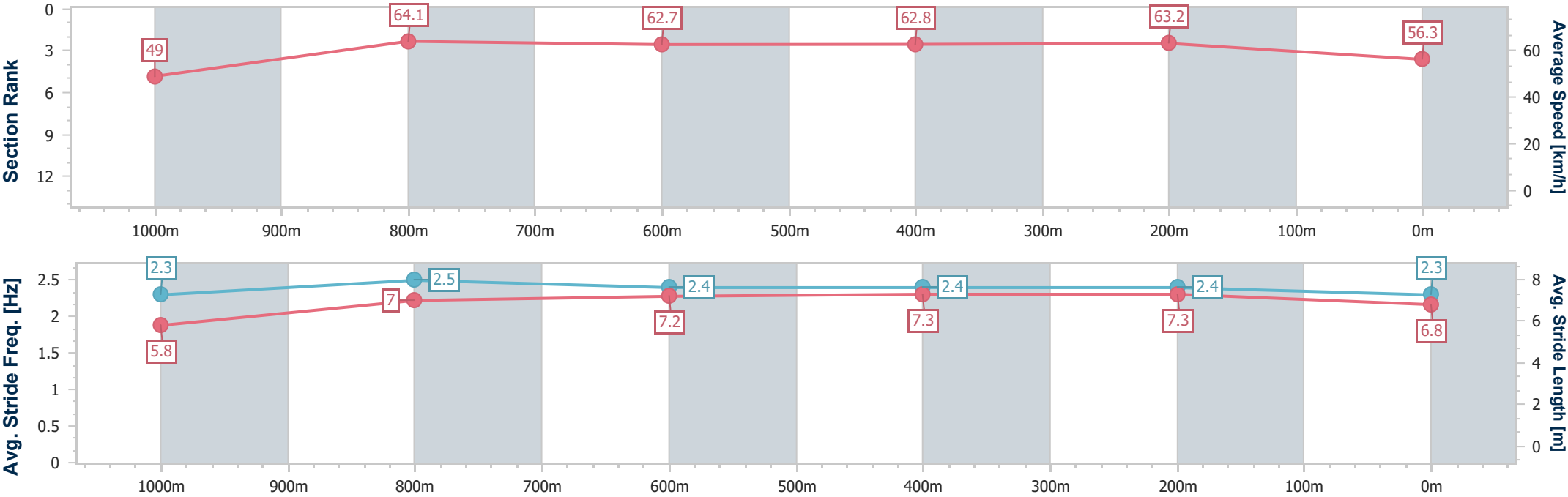
Horse/Jockey Name	Duke Of Lancaster
Final Rank	10
Fastest Section Time (Section)	0:11.36 (1000m)
Top Speed [km/h] (Section)	64.8 (1000m)
Race State	Finished



Sunshine CoastProfessional  
Race 7: COOLUM BEACH SURF CLUB RATINGS BAND 0 - 58  
Handicap - 1200m  
26 October 2025 - 16:20  
Track Rating: Good 4, Weather: Fine, Rail Position: +7m Entire



Section	Overall	1000m	800m	600m	400m	200m							
Section Times	1:13.53 [10] (0:14.69)	0:58.84 [9] (0:11.36)	0:47.48 [8] (0:11.71)	0:35.77 [9] (0:11.58)	0:24.19 [8] (0:11.44)	0:12.75 [8] (0:12.75)							
Average Speed [km/h]	49.0	64.1	62.7	62.8	63.2	56.3							
Top Speed [km/h]	63.7	64.8	63.4	63.8	64.4	62.2							
Avg. Dist. to Rail [m]	7.8	3.8	3.1	2.0	4.0	4.8							
Avg. Stride Freq. [Hz]	2.3	2.5	2.4	2.4	2.4	2.3							
Avg. Stride Length [m]	5.8	7.0	7.2	7.3	7.3	6.8							





Horse/Jockey Name	Gulf Of Saros
Final Rank	-
Fastest Section Time (Section)	-:--:--
Top Speed [km/h] (Section)	--.-
Race State	DidNotTrack



Sunshine CoastProfessional  
Race 7: COOLUM BEACH SURF CLUB RATINGS BAND 0 - 58  
Handicap - 1200m  
26 October 2025 - 16:20  
Track Rating: Good 4, Weather: Fine, Rail Position: +7m Entire



Section	Overall	1000m	800m	600m	400m	200m							
Section Times	-:--:--	-:--:--	-:--:--	-:--:--	-:--:--	-:--:--							
Average Speed [km/h]	--.-	--.-	--.-	--.-	--.-	--.-							
Top Speed [km/h]	--.-	--.-	--.-	--.-	--.-	--.-							
Avg. Dist. to Rail [m]	.-	.-	.-	.-	.-	.-							
Avg. Stride Freq. [Hz]	--.-	--.-	--.-	--.-	--.-	--.-							
Avg. Stride Length [m]	--.-	--.-	--.-	--.-	--.-	--.-							

- [ ] Ranking at each section and finish
- :--:-- No data available at this section
- NA No data available