



# IpswichProfessional

## Race 1: TAB QTIS Three-Year-Old Maiden Handicap - 1680m

27 October 2025 - 09:05



Track Rating: Soft 7, Weather: Fine, Rail Position: +4.5m Entire

Section						Overall	1400m	1200m	1000m	800m	600m	400m	Last 600m		
Field Times						1:44.06 (0:18.67)	1:25.39 (0:11.51)	1:13.88 (0:11.65)	1:02.23 (0:12.10)	0:50.13 (0:12.24)	0:37.89 (0:12.42)	0:25.47 (0:12.64)	0:37.89		
Rank	TAB	Horse/Jockey	Barrier	Top Speed [km/h]	Fastest Section									Distance Travelled [m]	
1	6	WHATA SORT	8	64.1	0:11.60	1:44.06 [1]	1:24.16 [9]	1:12.56 [9]	1:00.59 [9]	0:48.39 [9]	0:36.40 [8]	0:24.57 [4]	0:36.40		
		Damien Thornton		Overall	1400m	(0:19.90)	(0:11.60)	(0:11.97)	(0:12.20)	(0:11.99)	(0:11.83)	(0:12.14)			
2	7	FAR CRY	3	64.7	0:11.64	1:44.10 [2]	1:25.04 [3]	1:13.40 [3]	1:01.56 [3]	0:49.58 [2]	0:37.21 [3]	0:25.16 [3]	0:37.21 -5		
		Anthony Allen		1400m	1400m	(0:19.06)	(0:11.64)	(0:11.84)	(0:11.98)	(0:12.37)	(0:12.05)	(0:12.36)			
3	9	PIERTAGA	6	66.3	0:11.51	1:44.46 [3]	1:25.79 [1]	1:14.28 [1]	1:02.63 [1]	0:50.53 [1]	0:38.29 [1]	0:25.87 [1]	0:38.29 -10		
		Mark Du Plessis		Overall	1400m	(0:18.67)	(0:11.51)	(0:11.65)	(0:12.10)	(0:12.24)	(0:12.42)	(0:12.64)			
4	3	LEICA LEMON	2	64.4	0:11.65	1:44.87 [4]	1:25.80 [4]	1:14.15 [4]	1:02.28 [4]	0:50.25 [4]	0:38.18 [2]	0:26.08 [2]	0:38.18 -22		
		Jaden Lloyd		Overall	1400m	(0:19.07)	(0:11.65)	(0:11.87)	(0:12.03)	(0:12.07)	(0:12.10)	(0:12.56)			
5	2	PELLINOR	5	63.3	0:11.69	1:45.03 [5]	1:25.52 [6]	1:13.83 [6]	1:01.84 [6]	0:49.70 [6]	0:37.40 [6]	0:25.37 [6]	0:37.40 -4		
		Brandon Lerena		1400m	1400m	(0:19.51)	(0:11.69)	(0:11.99)	(0:12.14)	(0:12.30)	(0:12.03)	(0:12.78)			
6	8	PARADISE AS USUAL	1	63.3	0:11.85	1:45.09 [6]	1:25.49 [7]	1:13.64 [8]	1:01.75 [7]	0:49.66 [7]	0:37.45 [7]	0:25.16 [8]	0:37.45 -5		
		Chelsea Baker		Overall	1400m	(0:19.60)	(0:11.85)	(0:11.89)	(0:12.09)	(0:12.21)	(0:12.29)	(0:12.53)			
7	1	QUARTZOPOLIS	9	64.5	0:11.63	1:46.33 [7]	1:26.65 [8]	1:15.02 [7]	1:02.88 [8]	0:50.72 [8]	0:38.46 [9]	0:26.40 [8]	0:38.46 +2		
		Ross O'Sullivan		Overall	1400m	(0:19.68)	(0:11.63)	(0:12.14)	(0:12.16)	(0:12.26)	(0:12.06)	(0:12.72)			
8	5	GLAD I MET YOU	7	65.4	0:11.68	1:47.61 [8]	1:28.29 [5]	1:16.61 [5]	1:04.81 [5]	0:52.85 [5]	0:40.51 [5]	0:27.91 [7]	0:40.51 -7		
		Matthew Palmer		Overall	1400m	(0:19.32)	(0:11.68)	(0:11.80)	(0:11.96)	(0:12.34)	(0:12.60)	(0:13.52)			
9	4	WILDSPITZE	4	65.4	0:11.64	1:47.90 [9]	1:28.92 [2]	1:17.28 [2]	1:05.42 [2]	0:53.35 [3]	0:41.01 [4]	0:28.27 [5]	0:41.01 -9		
		Jace McMurray		Overall	1400m	(0:18.98)	(0:11.64)	(0:11.86)	(0:12.07)	(0:12.34)	(0:12.74)	(0:13.30)			



# IpswichProfessional

## Race 1: TAB QTIS Three-Year-Old Maiden Handicap - 1680m

27 October 2025 - 09:05



Track Rating: Soft 7, Weather: Fine, Rail Position: +4.5m Entire

Section Field Times				200m 0:12.83 (0:12.83)		Last 600m 0:37.89			
Rank	TAB	Horse/Jockey	Barrier	Top Speed [km/h]	Fastest Section	Margin			Distance Travelled [m]
1	6	WHATA SORT	8	64.1	0:11.60	0:12.43 [4]	1:44.06		0:36.40
		Damien Thornton		Overall	1400m	(0:12.43)			
2	7	FAR CRY	3	64.7	0:11.64	0:12.80 [2]	0.2L		0:37.21
		Anthony Allen		1400m	1400m	(0:12.80)			-5
3	9	PIERTAGA	6	66.3	0:11.51	0:13.23 [1]	2.34L		0:38.29
		Mark Du Plessis		Overall	1400m	(0:13.23)			-10
4	3	LEICA LEMON	2	64.4	0:11.65	0:13.52 [3]	4.78L		0:38.18
		Jaden Lloyd		Overall	1400m	(0:13.52)			-22
5	2	PELLINOR	5	63.3	0:11.69	0:12.59 [5]	5.69L		0:37.40
		Brandon Lerena		1400m	1400m	(0:12.59)			-4
6	8	PARADISE AS USUAL	1	63.3	0:11.85	0:12.63 [6]	6.08L		0:37.45
		Chelsea Baker		Overall	1400m	(0:12.63)			-5
7	1	QUARTZOPOLIS	9	64.5	0:11.63	0:13.68 [7]	13.33L		0:38.46
		Ross O'Sullivan		Overall	1400m	(0:13.68)			+2
8	5	GLAD I MET YOU	7	65.4	0:11.68	0:14.39 [9]	20.86L		0:40.51
		Matthew Palmer		Overall	1400m	(0:14.39)			-7
9	4	WILDSPITZE	4	65.4	0:11.64	0:14.97 [8]	22.58L		0:41.01
		Jace McMurray		Overall	1400m	(0:14.97)			-9



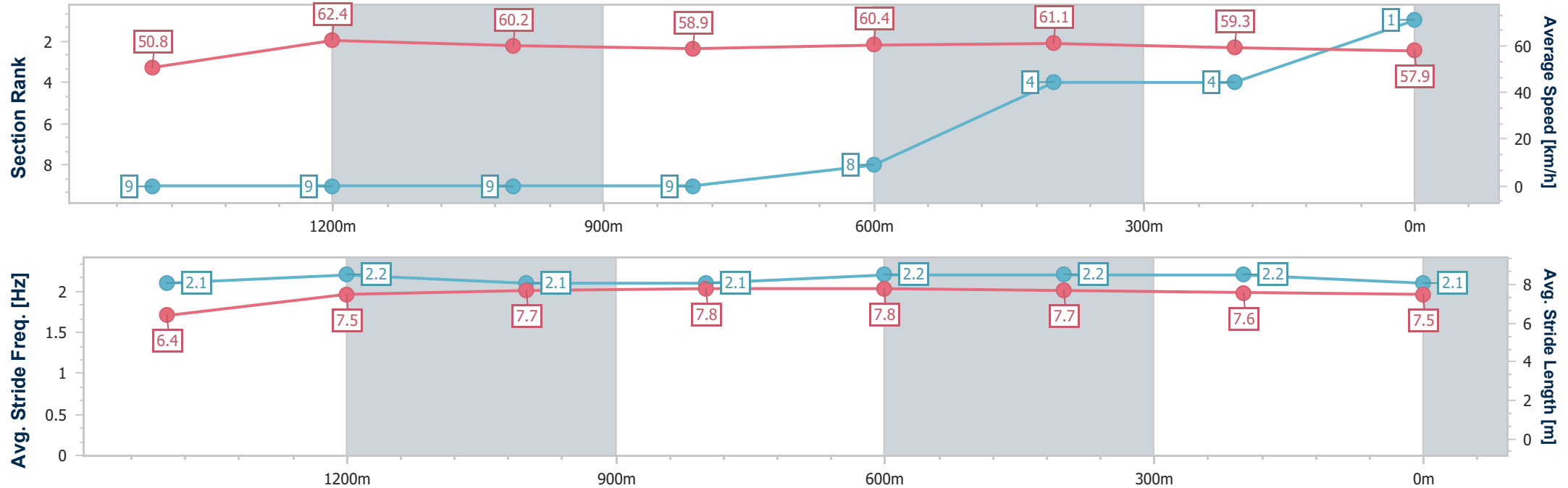
Horse/Jockey Name	Whata Sort
Final Rank	1
Fastest Section Time (Section)	0:11.60 (1400m)
Top Speed [km/h] (Section)	64.1 (Overall)
Race State	Finished



IpswichProfessional  
Race 1: TAB QTIS Three-Year-Old Maiden Handicap - 1680m  
27 October 2025 - 09:05  
Track Rating: Soft 7, Weather: Fine, Rail Position: +4.5m Entire



Section	Overall	1400m	1200m	1000m	800m	600m	400m	200m					
Section Times	1:44.06 [1] (0:19.90)	1:24.16 [9] (0:11.60)	1:12.56 [9] (0:11.97)	1:00.59 [9] (0:12.20)	0:48.39 [9] (0:11.99)	0:36.40 [8] (0:11.83)	0:24.57 [4] (0:12.14)	0:12.43 [4] (0:12.43)					
Average Speed [km/h]	50.8	62.4	60.2	58.9	60.4	61.1	59.3	57.9					
Top Speed [km/h]	64.1	63.2	61.1	60.4	61.6	62.4	60.3	59.2					
Avg. Dist. to Rail [m]	5.4	1.0	0.6	0.2	1.2	1.0	1.1	3.3					
Avg. Stride Freq. [Hz]	2.1	2.2	2.1	2.1	2.2	2.2	2.2	2.1					
Avg. Stride Length [m]	6.4	7.5	7.7	7.8	7.8	7.7	7.6	7.5					



- [ ] Ranking at each section and finish
- .-.- No data available at this section
- NA No data available



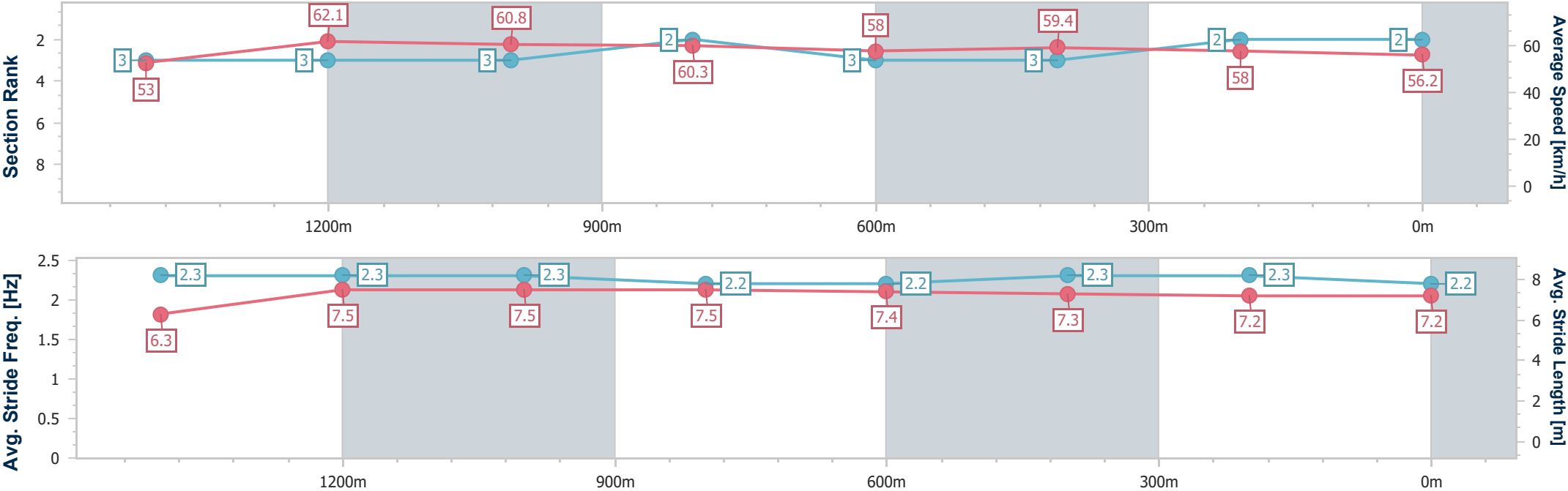
Horse/Jockey Name	Far Cry
Final Rank	2
Fastest Section Time (Section)	0:11.64 (1400m)
Top Speed [km/h] (Section)	64.7 (1400m)
Race State	Finished



IpswichProfessional  
Race 1: TAB QTIS Three-Year-Old Maiden Handicap - 1680m  
27 October 2025 - 09:05  
Track Rating: Soft 7, Weather: Fine, Rail Position: +4.5m Entire



Section	Overall	1400m	1200m	1000m	800m	600m	400m	200m					
Section Times	1:44.10 [2] (0:19.06)	1:25.04 [3] (0:11.64)	1:13.40 [3] (0:11.84)	1:01.56 [3] (0:11.98)	0:49.58 [2] (0:12.37)	0:37.21 [3] (0:12.05)	0:25.16 [3] (0:12.36)	0:12.80 [2] (0:12.80)					
Average Speed [km/h]	53.0	62.1	60.8	60.3	58.0	59.4	58.0	56.2					
Top Speed [km/h]	63.6	64.7	61.8	61.2	59.4	60.8	58.8	57.7					
Avg. Dist. to Rail [m]	2.7	1.4	0.6	0.2	1.0	0.8	0.4	1.9					
Avg. Stride Freq. [Hz]	2.3	2.3	2.3	2.2	2.2	2.3	2.3	2.2					
Avg. Stride Length [m]	6.3	7.5	7.5	7.5	7.4	7.3	7.2	7.2					





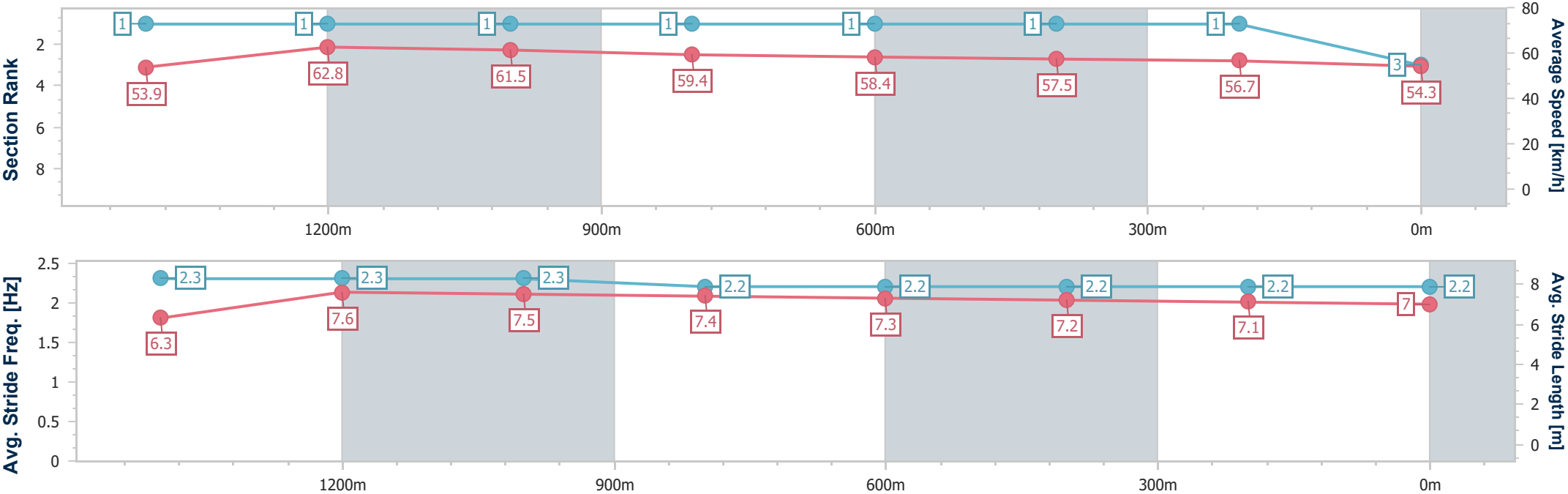
Horse/Jockey Name	Piertaga
Final Rank	3
Fastest Section Time (Section)	0:11.51 (1400m)
Top Speed [km/h] (Section)	66.3 (Overall)
Race State	Finished



IpswichProfessional  
Race 1: TAB QTIS Three-Year-Old Maiden Handicap - 1680m  
27 October 2025 - 09:05  
Track Rating: Soft 7, Weather: Fine, Rail Position: +4.5m Entire



Section	Overall	1400m	1200m	1000m	800m	600m	400m	200m					
Section Times	1:44.46 [3] (0:18.67)	1:25.79 [1] (0:11.51)	1:14.28 [1] (0:11.65)	1:02.63 [1] (0:12.10)	0:50.53 [1] (0:12.24)	0:38.29 [1] (0:12.42)	0:25.87 [1] (0:12.64)	0:13.23 [1] (0:13.23)					
Average Speed [km/h]	53.9	62.8	61.5	59.4	58.4	57.5	56.7	54.3					
Top Speed [km/h]	66.3	63.2	62.3	60.7	59.3	58.6	57.8	55.9					
Avg. Dist. to Rail [m]	5.3	0.2	0.7	1.4	1.8	1.7	1.4	0.8					
Avg. Stride Freq. [Hz]	2.3	2.3	2.3	2.2	2.2	2.2	2.2	2.2					
Avg. Stride Length [m]	6.3	7.6	7.5	7.4	7.3	7.2	7.1	7.0					





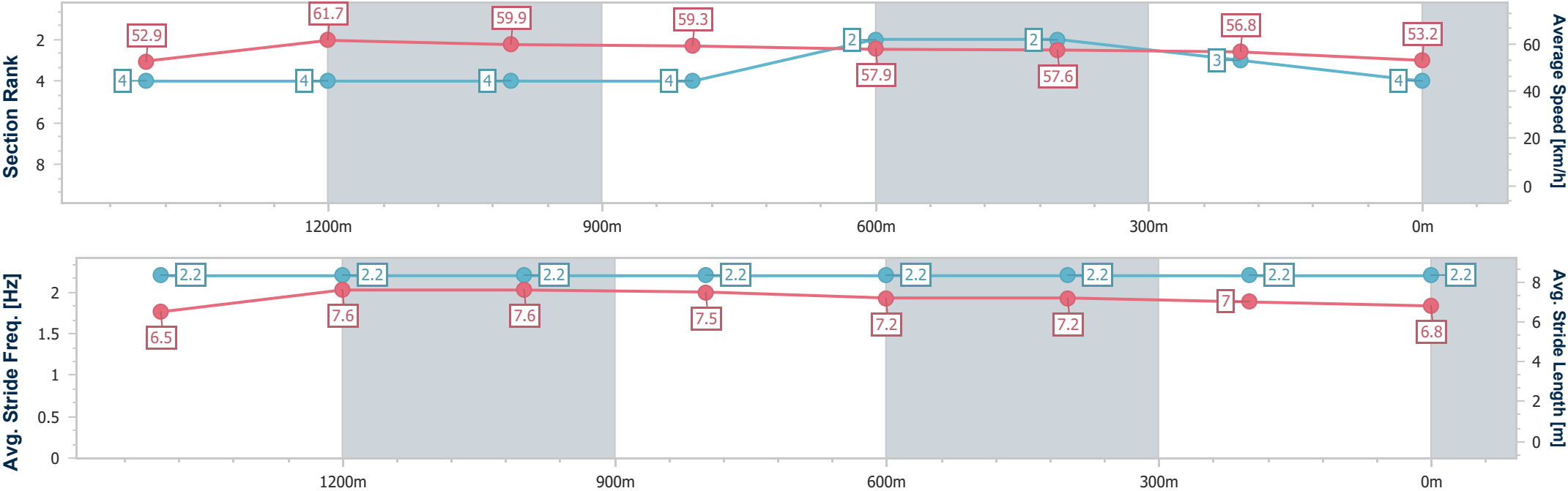
Horse/Jockey Name	Leica Lemon
Final Rank	4
Fastest Section Time (Section)	0:11.65 (1400m)
Top Speed [km/h] (Section)	64.4 (Overall)
Race State	Finished



IpswichProfessional  
Race 1: TAB QTIS Three-Year-Old Maiden Handicap - 1680m  
27 October 2025 - 09:05  
Track Rating: Soft 7, Weather: Fine, Rail Position: +4.5m Entire



Section	Overall	1400m	1200m	1000m	800m	600m	400m	200m					
Section Times	1:44.87 [4] (0:19.07)	1:25.80 [4] (0:11.65)	1:14.15 [4] (0:11.87)	1:02.28 [4] (0:12.03)	0:50.25 [4] (0:12.07)	0:38.18 [2] (0:12.10)	0:26.08 [2] (0:12.56)	0:13.52 [3] (0:13.52)					
Average Speed [km/h]	52.9	61.7	59.9	59.3	57.9	57.6	56.8	53.2					
Top Speed [km/h]	64.4	63.7	60.8	60.2	59.6	58.8	58.6	54.9					
Avg. Dist. to Rail [m]	1.8	0.3	2.7	5.1	7.7	6.9	2.7	0.4					
Avg. Stride Freq. [Hz]	2.2	2.2	2.2	2.2	2.2	2.2	2.2	2.2					
Avg. Stride Length [m]	6.5	7.6	7.6	7.5	7.2	7.2	7.0	6.8					





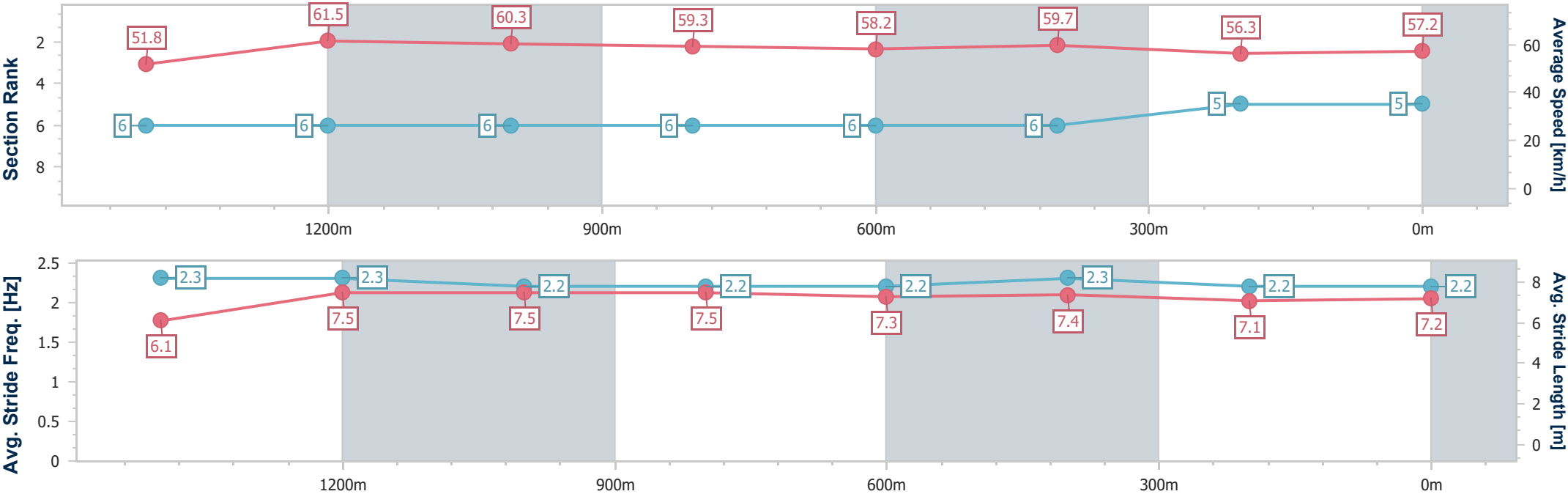
Horse/Jockey Name	Pellinor
Final Rank	5
Fastest Section Time (Section)	0:11.69 (1400m)
Top Speed [km/h] (Section)	63.3 (1400m)
Race State	Finished



IpswichProfessional  
Race 1: TAB QTIS Three-Year-Old Maiden Handicap - 1680m  
27 October 2025 - 09:05  
Track Rating: Soft 7, Weather: Fine, Rail Position: +4.5m Entire



Section	Overall	1400m	1200m	1000m	800m	600m	400m	200m					
Section Times	1:45.03 [5] (0:19.51)	1:25.52 [6] (0:11.69)	1:13.83 [6] (0:11.99)	1:01.84 [6] (0:12.14)	0:49.70 [6] (0:12.30)	0:37.40 [6] (0:12.03)	0:25.37 [6] (0:12.78)	0:12.59 [5] (0:12.59)					
Average Speed [km/h]	51.8	61.5	60.3	59.3	58.2	59.7	56.3	57.2					
Top Speed [km/h]	62.9	63.3	61.0	60.0	59.4	61.5	57.6	58.2					
Avg. Dist. to Rail [m]	3.9	0.5	0.7	0.6	1.1	0.7	0.6	1.3					
Avg. Stride Freq. [Hz]	2.3	2.3	2.2	2.2	2.2	2.3	2.2	2.2					
Avg. Stride Length [m]	6.1	7.5	7.5	7.5	7.3	7.4	7.1	7.2					





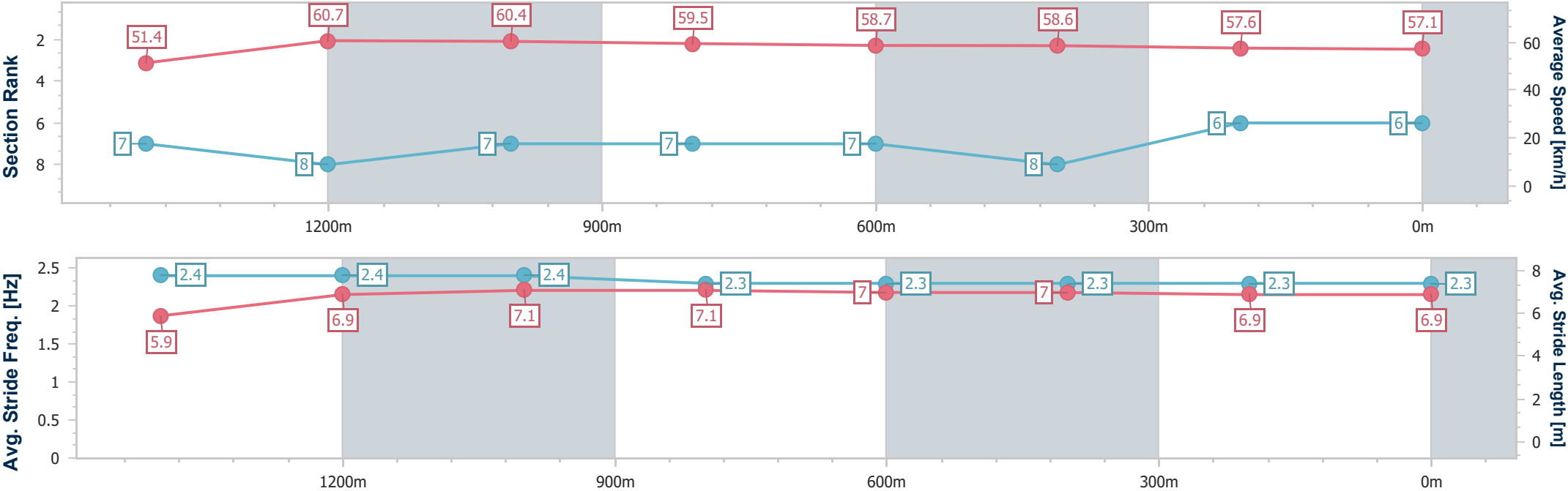
Horse/Jockey Name	Paradise As Usual
Final Rank	6
Fastest Section Time (Section)	0:11.85 (1400m)
Top Speed [km/h] (Section)	63.3 (Overall)
Race State	Finished



IpswichProfessional  
Race 1: TAB QTIS Three-Year-Old Maiden Handicap - 1680m  
27 October 2025 - 09:05  
Track Rating: Soft 7, Weather: Fine, Rail Position: +4.5m Entire



Section	Overall	1400m	1200m	1000m	800m	600m	400m	200m					
Section Times	1:45.09 [6] (0:19.60)	1:25.49 [7] (0:11.85)	1:13.64 [8] (0:11.89)	1:01.75 [7] (0:12.09)	0:49.66 [7] (0:12.21)	0:37.45 [7] (0:12.29)	0:25.16 [8] (0:12.53)	0:12.63 [6] (0:12.63)					
Average Speed [km/h]	51.4	60.7	60.4	59.5	58.7	58.6	57.6	57.1					
Top Speed [km/h]	63.3	63.1	61.7	61.1	59.5	61.2	58.5	58.1					
Avg. Dist. to Rail [m]	1.7	0.5	0.2	0.7	1.0	0.4	2.1	3.6					
Avg. Stride Freq. [Hz]	2.4	2.4	2.4	2.3	2.3	2.3	2.3	2.3					
Avg. Stride Length [m]	5.9	6.9	7.1	7.1	7.0	7.0	6.9	6.9					







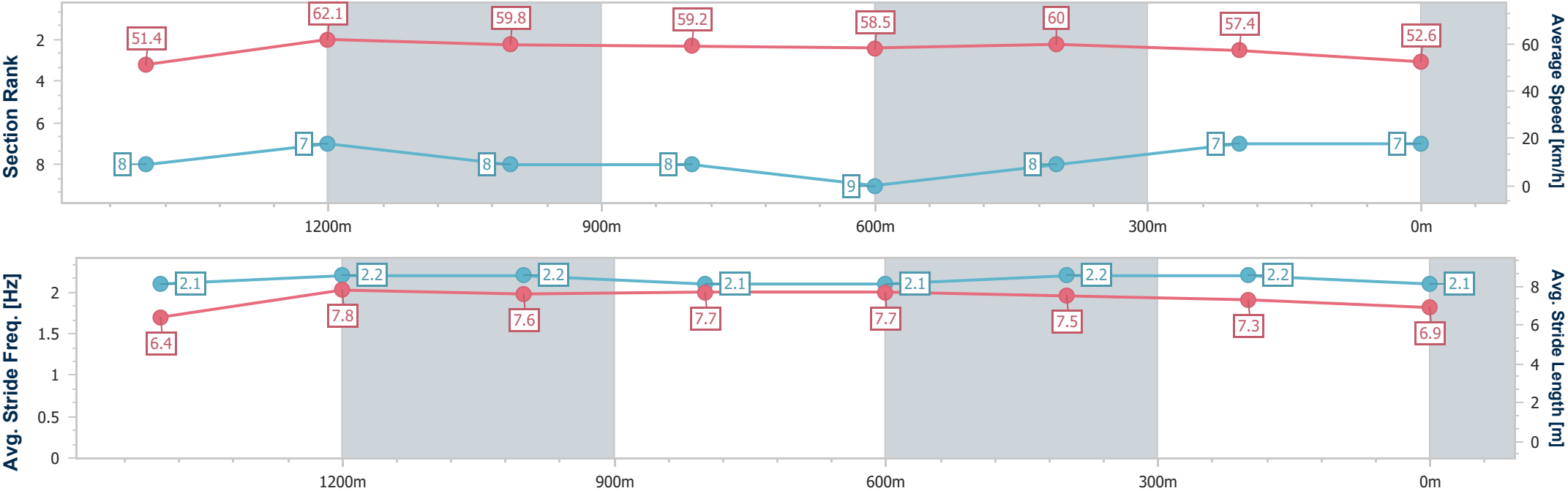
Horse/Jockey Name	Quartzopolis
Final Rank	7
Fastest Section Time (Section)	0:11.63 (1400m)
Top Speed [km/h] (Section)	64.5 (Overall)
Race State	Finished



IpswichProfessional  
Race 1: TAB QTIS Three-Year-Old Maiden Handicap - 1680m  
27 October 2025 - 09:05  
Track Rating: Soft 7, Weather: Fine, Rail Position: +4.5m Entire



Section	Overall	1400m	1200m	1000m	800m	600m	400m	200m					
Section Times	1:46.33 [7] (0:19.68)	1:26.65 [8] (0:11.63)	1:15.02 [7] (0:12.14)	1:02.88 [8] (0:12.16)	0:50.72 [8] (0:12.26)	0:38.46 [9] (0:12.06)	0:26.40 [8] (0:12.72)	0:13.68 [7] (0:13.68)					
Average Speed [km/h]	51.4	62.1	59.8	59.2	58.5	60.0	57.4	52.6					
Top Speed [km/h]	64.5	63.2	60.5	60.0	60.2	61.3	59.5	56.1					
Avg. Dist. to Rail [m]	6.5	1.3	1.2	0.3	0.2	0.7	3.4	4.5					
Avg. Stride Freq. [Hz]	2.1	2.2	2.2	2.1	2.1	2.2	2.2	2.1					
Avg. Stride Length [m]	6.4	7.8	7.6	7.7	7.7	7.5	7.3	6.9					





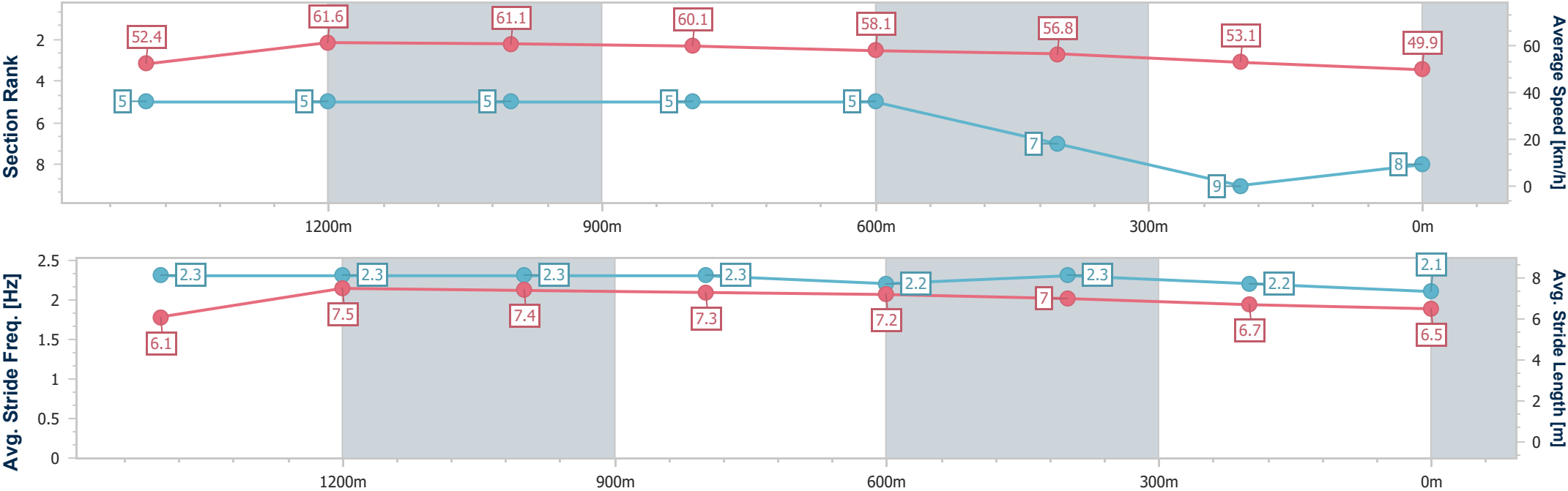
Horse/Jockey Name	Glad I Met You
Final Rank	8
Fastest Section Time (Section)	0:11.68 (1400m)
Top Speed [km/h] (Section)	65.4 (Overall)
Race State	Finished



IpswichProfessional  
Race 1: TAB QTIS Three-Year-Old Maiden Handicap - 1680m  
27 October 2025 - 09:05  
Track Rating: Soft 7, Weather: Fine, Rail Position: +4.5m Entire



Section	Overall	1400m	1200m	1000m	800m	600m	400m	200m					
Section Times	1:47.61 [8] (0:19.32)	1:28.29 [5] (0:11.68)	1:16.61 [5] (0:11.80)	1:04.81 [5] (0:11.96)	0:52.85 [5] (0:12.34)	0:40.51 [5] (0:12.60)	0:27.91 [7] (0:13.52)	0:14.39 [9] (0:14.39)					
Average Speed [km/h]	52.4	61.6	61.1	60.1	58.1	56.8	53.1	49.9					
Top Speed [km/h]	65.4	63.3	61.9	60.8	59.0	57.7	54.4	53.2					
Avg. Dist. to Rail [m]	6.2	0.5	0.2	0.4	1.0	1.3	1.3	0.7					
Avg. Stride Freq. [Hz]	2.3	2.3	2.3	2.3	2.2	2.3	2.2	2.1					
Avg. Stride Length [m]	6.1	7.5	7.4	7.3	7.2	7.0	6.7	6.5					





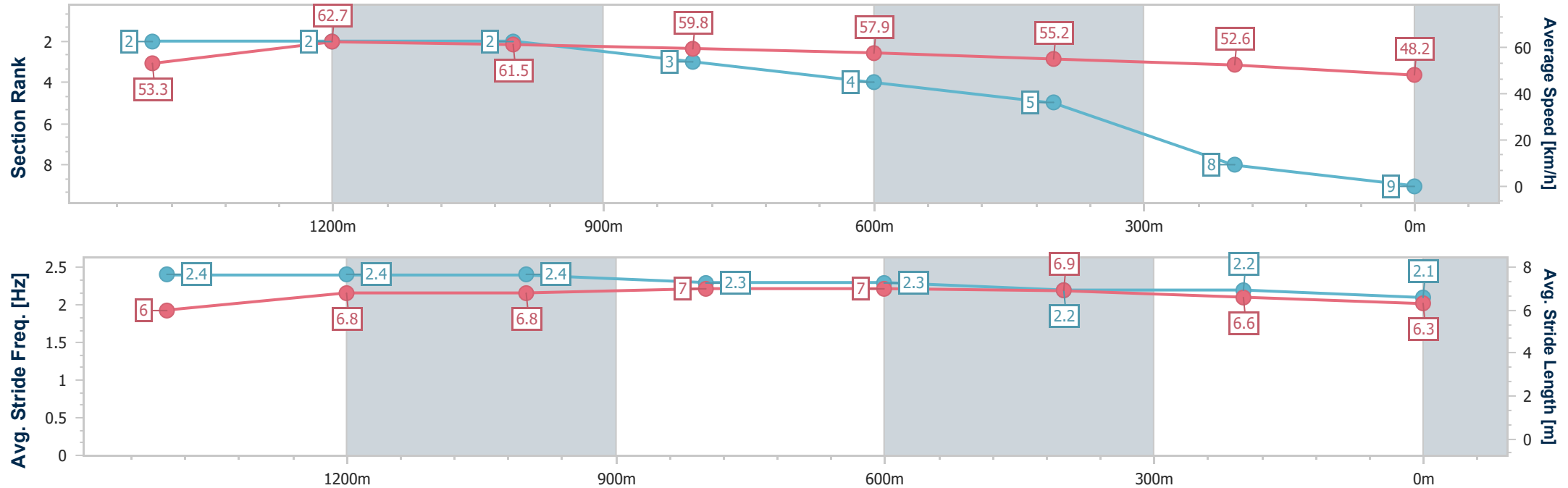
Horse/Jockey Name	Wildspitze
Final Rank	9
Fastest Section Time (Section)	0:11.64 (1400m)
Top Speed [km/h] (Section)	65.4 (Overall)
Race State	Finished



IpswichProfessional  
Race 1: TAB QTIS Three-Year-Old Maiden Handicap - 1680m  
27 October 2025 - 09:05  
Track Rating: Soft 7, Weather: Fine, Rail Position: +4.5m Entire



Section	Overall	1400m	1200m	1000m	800m	600m	400m	200m					
Section Times	1:47.90 [9] (0:18.98)	1:28.92 [2] (0:11.64)	1:17.28 [2] (0:11.86)	1:05.42 [2] (0:12.07)	0:53.35 [3] (0:12.34)	0:41.01 [4] (0:12.74)	0:28.27 [5] (0:13.30)	0:14.97 [8] (0:14.97)					
Average Speed [km/h]	53.3	62.7	61.5	59.8	57.9	55.2	52.6	48.2					
Top Speed [km/h]	65.4	64.3	62.9	61.0	59.3	57.0	53.7	50.9					
Avg. Dist. to Rail [m]	4.5	3.9	2.3	2.3	2.2	5.3	6.0	1.5					
Avg. Stride Freq. [Hz]	2.4	2.4	2.4	2.3	2.3	2.2	2.2	2.1					
Avg. Stride Length [m]	6.0	6.8	6.8	7.0	7.0	6.9	6.6	6.3					





# IpswichProfessional

## Race 2: BARRIER REEF POOLS Class 4 Handicap - 1680m

27 October 2025 - 09:43



Track Rating: Soft 7, Weather: Fine, Rail Position: +4.5m Entire

Section						Overall	1400m	1200m	1000m	800m	600m	400m	Last 600m	
Field Times						1:43.73 (0:18.59)	1:25.14 (0:11.70)	1:13.44 (0:12.29)	1:01.15 (0:12.48)	0:48.67 (0:12.32)	0:36.35 (0:12.08)	0:24.27 (0:11.93)	0:36.35	
Rank	TAB	Horse/Jockey	Barrier	Top Speed [km/h]	Fastest Section									Distance Travelled [m]
1	3	SWEET PROPOSAL	7	65.9	0:11.70	1:43.73 [1]	1:25.14 [1]	1:13.44 [1]	1:01.15 [1]	0:48.67 [1]	0:36.35 [1]	0:24.27 [1]	0:36.35	
		Heavelon Van		Overall	1400m	(0:18.59)	(0:11.70)	(0:12.29)	(0:12.48)	(0:12.32)	(0:12.08)	(0:11.93)		
2	1	GREAT ASPIRATIONS	5	63.3	0:11.70	1:43.94 [2]	1:24.87 [4]	1:13.17 [4]	1:00.83 [4]	0:48.41 [4]	0:36.27 [3]	0:24.17 [2]	0:36.27	+4
		Angela Jones		1400m	1400m	(0:19.07)	(0:11.70)	(0:12.34)	(0:12.42)	(0:12.14)	(0:12.10)	(0:11.91)		
3	5	LISSARO	2	64.3	0:11.64	1:44.49 [3]	1:25.09 [5]	1:13.45 [6]	1:00.99 [6]	0:48.64 [6]	0:36.56 [6]	0:24.47 [4]	0:36.56	-3
		Mark Du Plessis		1400m	1400m	(0:19.40)	(0:11.64)	(0:12.46)	(0:12.35)	(0:12.08)	(0:12.09)	(0:12.08)		
4	6	HE'S VIRAL	6	64.7	0:11.79	1:45.13 [4]	1:26.37 [2]	1:14.58 [2]	1:02.30 [2]	0:49.83 [2]	0:37.53 [2]	0:25.30 [3]	0:37.53	+2
		Olivia Kendal		Overall	1400m	(0:18.76)	(0:11.79)	(0:12.28)	(0:12.47)	(0:12.30)	(0:12.23)	(0:12.46)		
5	4	PRETTY RHO	1	65.9	0:11.55	1:45.29 [5]	1:25.87 [6]	1:14.32 [5]	1:02.00 [5]	0:49.52 [5]	0:37.50 [5]	0:25.24 [5]	0:37.50	+5
		Ashvin Goindasamy		1400m	1400m	(0:19.42)	(0:11.55)	(0:12.32)	(0:12.48)	(0:12.02)	(0:12.26)	(0:12.36)		
6	7	WHISTLIN' RULER	3	64.0	0:11.69	1:45.66 [6]	1:26.76 [3]	1:15.07 [3]	1:02.73 [3]	0:50.22 [3]	0:37.88 [4]	0:25.60 [6]	0:37.88	-2
		Billie-Rose Andrew		Overall	1400m	(0:18.90)	(0:11.69)	(0:12.34)	(0:12.51)	(0:12.34)	(0:12.28)	(0:12.43)		

Scratched: Powerful Eagle (#2)



# IpswichProfessional

## Race 2: BARRIER REEF POOLS Class 4 Handicap - 1680m

27 October 2025 - 09:43



Track Rating: Soft 7, Weather: Fine, Rail Position: +4.5m Entire

Section Field Times				200m 0:12.34 (0:12.34)				Last 600m 0:36.35	
Rank	TAB	Horse/Jockey	Barrier	Top Speed [km/h]	Fastest Section	Margin		Distance Travelled [m]	
1	3	SWEET PROPOSAL	7	65.9	0:11.70	0:12.34 [1]	1:43.73	0:36.35	
		Heavelon Van		Overall	1400m	(0:12.34)			
2	1	GREAT ASPIRATIONS	5	63.3	0:11.70	0:12.26 [2]	1.23L	0:36.27	+4
		Angela Jones		1400m	1400m	(0:12.26)			
3	5	LISSARO	2	64.3	0:11.64	0:12.39 [3]	4.49L	0:36.56	-3
		Mark Du Plessis		1400m	1400m	(0:12.39)			
4	6	HE'S VIRAL	6	64.7	0:11.79	0:12.84 [4]	8.28L	0:37.53	+2
		Olivia Kendal		Overall	1400m	(0:12.84)			
5	4	PRETTY RHO	1	65.9	0:11.55	0:12.88 [5]	9.21L	0:37.50	+5
		Ashvin Goindasamy		1400m	1400m	(0:12.88)			
6	7	WHISTLIN' RULER	3	64.0	0:11.69	0:13.17 [6]	11.35L	0:37.88	-2
		Billie-Rose Andrew		Overall	1400m	(0:13.17)			

Scratched: Powerful Eagle (#2)



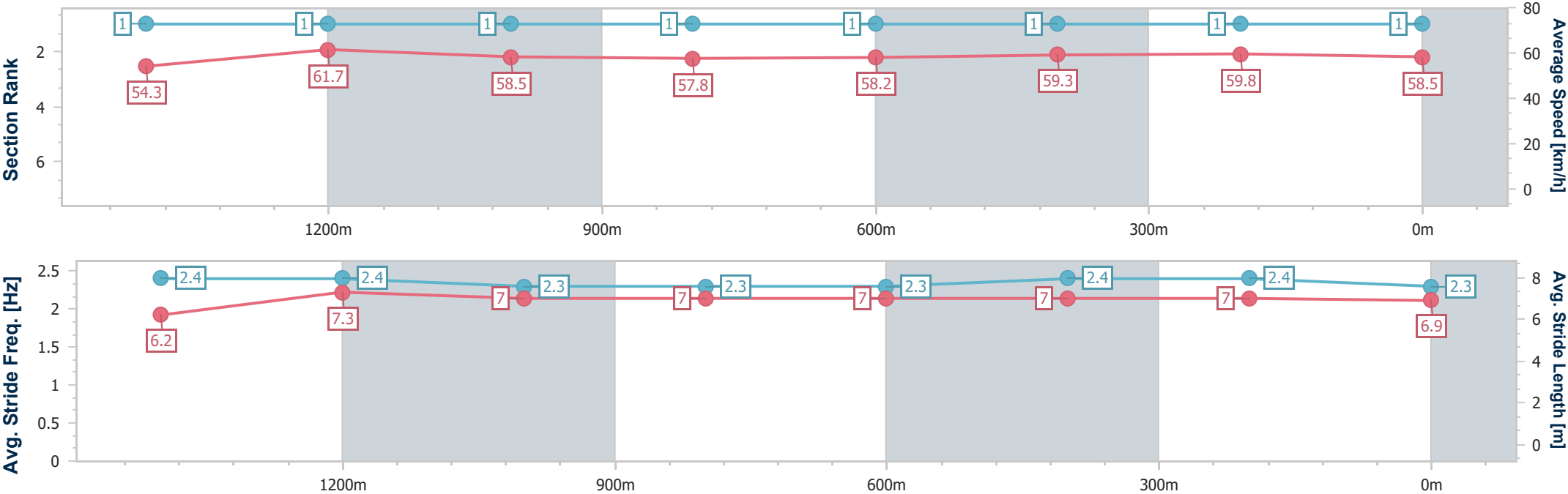
Horse/Jockey Name	Sweet Proposal
Final Rank	1
Fastest Section Time (Section)	0:11.70 (1400m)
Top Speed [km/h] (Section)	65.9 (Overall)
Race State	Finished



IpswichProfessional  
Race 2: BARRIER REEF POOLS Class 4 Handicap - 1680m  
27 October 2025 - 09:43  
Track Rating: Soft 7, Weather: Fine, Rail Position: +4.5m Entire



Section	Overall	1400m	1200m	1000m	800m	600m	400m	200m					
Section Times	1:43.73 [1] (0:18.59)	1:25.14 [1] (0:11.70)	1:13.44 [1] (0:12.29)	1:01.15 [1] (0:12.48)	0:48.67 [1] (0:12.32)	0:36.35 [1] (0:12.08)	0:24.27 [1] (0:11.93)	0:12.34 [1] (0:12.34)					
Average Speed [km/h]	54.3	61.7	58.5	57.8	58.2	59.3	59.8	58.5					
Top Speed [km/h]	65.9	64.9	59.8	58.2	58.7	60.2	61.0	60.4					
Avg. Dist. to Rail [m]	5.4	0.4	0.2	0.4	0.8	1.2	1.7	1.8					
Avg. Stride Freq. [Hz]	2.4	2.4	2.3	2.3	2.3	2.4	2.4	2.3					
Avg. Stride Length [m]	6.2	7.3	7.0	7.0	7.0	7.0	7.0	6.9					





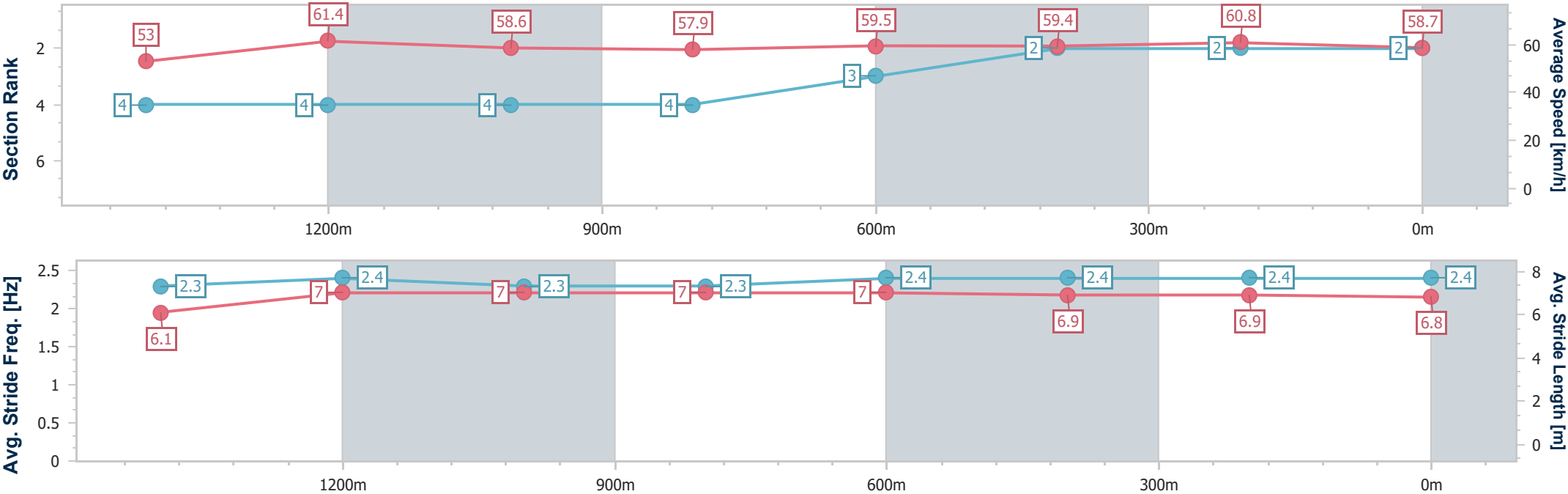
Horse/Jockey Name	Great Aspirations
Final Rank	2
Fastest Section Time (Section)	0:11.70 (1400m)
Top Speed [km/h] (Section)	63.3 (1400m)
Race State	Finished



IpswichProfessional  
Race 2: BARRIER REEF POOLS Class 4 Handicap - 1680m  
27 October 2025 - 09:43  
Track Rating: Soft 7, Weather: Fine, Rail Position: +4.5m Entire



Section	Overall	1400m	1200m	1000m	800m	600m	400m	200m					
Section Times	1:43.94 [2] (0:19.07)	1:24.87 [4] (0:11.70)	1:13.17 [4] (0:12.34)	1:00.83 [4] (0:12.42)	0:48.41 [4] (0:12.14)	0:36.27 [3] (0:12.10)	0:24.17 [2] (0:11.91)	0:12.26 [2] (0:12.26)					
Average Speed [km/h]	53.0	61.4	58.6	57.9	59.5	59.4	60.8	58.7					
Top Speed [km/h]	63.2	63.3	59.7	58.4	60.8	60.3	61.5	61.1					
Avg. Dist. to Rail [m]	2.2	0.3	0.5	0.3	0.2	0.7	0.9	1.8					
Avg. Stride Freq. [Hz]	2.3	2.4	2.3	2.3	2.4	2.4	2.4	2.4					
Avg. Stride Length [m]	6.1	7.0	7.0	7.0	7.0	6.9	6.9	6.8					





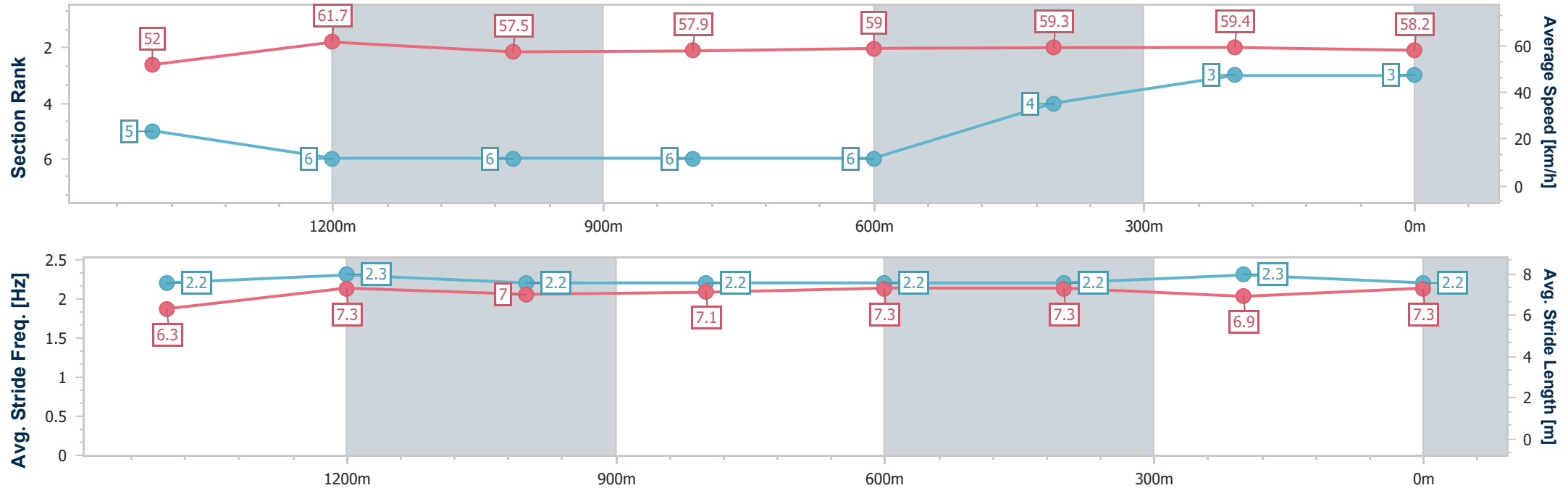
Horse/Jockey Name	Lissaro
Final Rank	3
Fastest Section Time (Section)	0:11.64 (1400m)
Top Speed [km/h] (Section)	64.3 (1400m)
Race State	Finished



IpswichProfessional  
Race 2: BARRIER REEF POOLS Class 4 Handicap - 1680m  
27 October 2025 - 09:43  
Track Rating: Soft 7, Weather: Fine, Rail Position: +4.5m Entire



Section	Overall	1400m	1200m	1000m	800m	600m	400m	200m					
Section Times	1:44.49 [3] (0:19.40)	1:25.09 [5] (0:11.64)	1:13.45 [6] (0:12.46)	1:00.99 [6] (0:12.35)	0:48.64 [6] (0:12.08)	0:36.56 [6] (0:12.09)	0:24.47 [4] (0:12.08)	0:12.39 [3] (0:12.39)					
Average Speed [km/h]	52.0	61.7	57.5	57.9	59.0	59.3	59.4	58.2					
Top Speed [km/h]	63.8	64.3	60.2	60.1	60.4	60.3	59.9	59.3					
Avg. Dist. to Rail [m]	1.2	0.6	1.3	2.2	2.3	1.3	1.2	1.7					
Avg. Stride Freq. [Hz]	2.2	2.3	2.2	2.2	2.2	2.2	2.3	2.2					
Avg. Stride Length [m]	6.3	7.3	7.0	7.1	7.3	7.3	6.9	7.3					







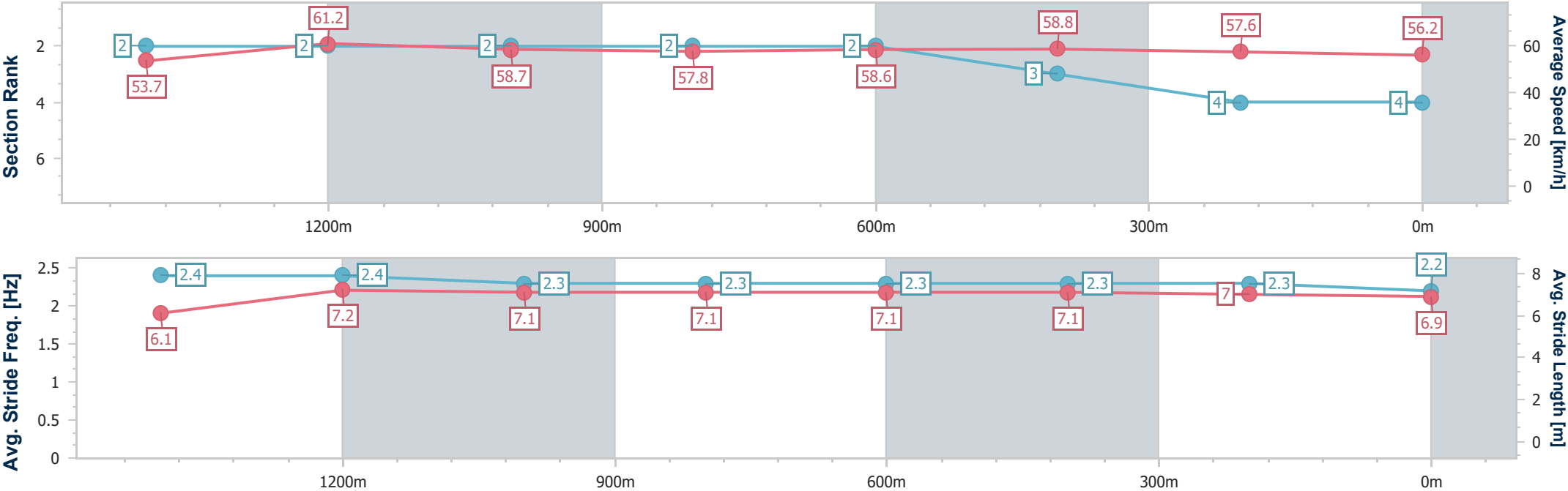
Horse/Jockey Name	He's Viral
Final Rank	4
Fastest Section Time (Section)	0:11.79 (1400m)
Top Speed [km/h] (Section)	64.7 (Overall)
Race State	Finished



IpswichProfessional  
Race 2: BARRIER REEF POOLS Class 4 Handicap - 1680m  
27 October 2025 - 09:43  
Track Rating: Soft 7, Weather: Fine, Rail Position: +4.5m Entire



Section	Overall	1400m	1200m	1000m	800m	600m	400m	200m					
Section Times	1:45.13 [4] (0:18.76)	1:26.37 [2] (0:11.79)	1:14.58 [2] (0:12.28)	1:02.30 [2] (0:12.47)	0:49.83 [2] (0:12.30)	0:37.53 [2] (0:12.23)	0:25.30 [3] (0:12.46)	0:12.84 [4] (0:12.84)					
Average Speed [km/h]	53.7	61.2	58.7	57.8	58.6	58.8	57.6	56.2					
Top Speed [km/h]	64.7	64.1	59.8	58.4	59.2	59.7	58.5	57.9					
Avg. Dist. to Rail [m]	3.1	0.2	0.6	0.6	0.1	0.3	0.5	0.3					
Avg. Stride Freq. [Hz]	2.4	2.4	2.3	2.3	2.3	2.3	2.3	2.2					
Avg. Stride Length [m]	6.1	7.2	7.1	7.1	7.1	7.1	7.0	6.9					





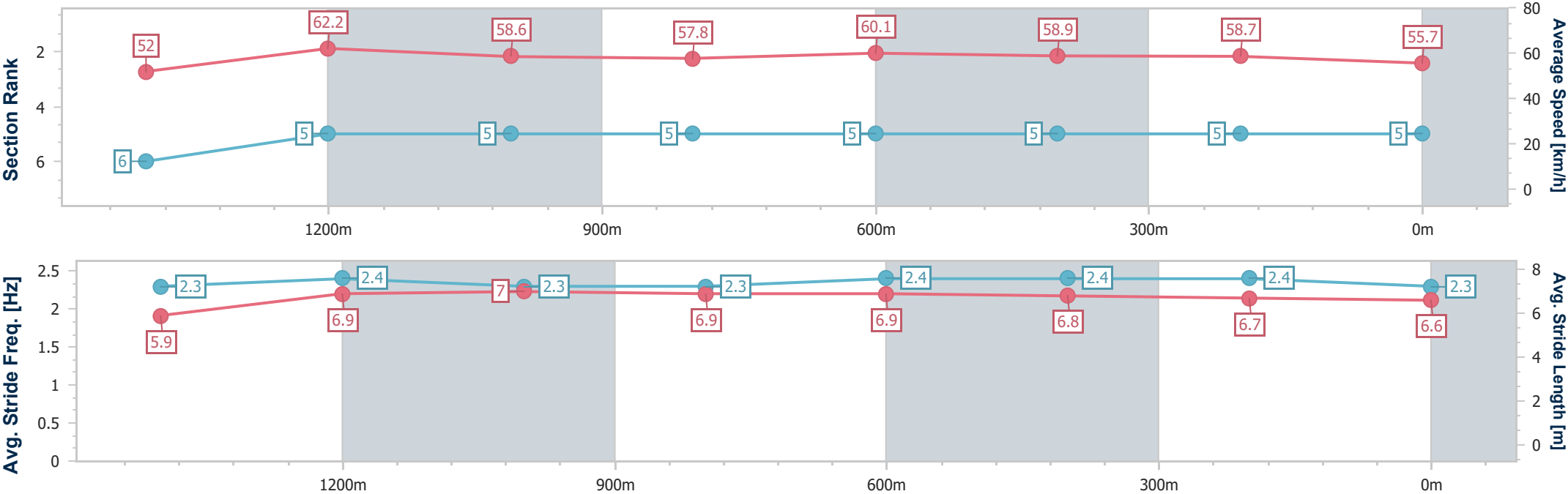
Horse/Jockey Name	Pretty Rho
Final Rank	5
Fastest Section Time (Section)	0:11.55 (1400m)
Top Speed [km/h] (Section)	65.9 (1400m)
Race State	Finished



IpswichProfessional  
Race 2: BARRIER REEF POOLS Class 4 Handicap - 1680m  
27 October 2025 - 09:43  
Track Rating: Soft 7, Weather: Fine, Rail Position: +4.5m Entire



Section	Overall	1400m	1200m	1000m	800m	600m	400m	200m					
Section Times	1:45.29 [5] (0:19.42)	1:25.87 [6] (0:11.55)	1:14.32 [5] (0:12.32)	1:02.00 [5] (0:12.48)	0:49.52 [5] (0:12.02)	0:37.50 [5] (0:12.26)	0:25.24 [5] (0:12.36)	0:12.88 [5] (0:12.88)					
Average Speed [km/h]	52.0	62.2	58.6	57.8	60.1	58.9	58.7	55.7					
Top Speed [km/h]	65.9	65.9	59.7	58.9	61.9	59.9	59.3	58.3					
Avg. Dist. to Rail [m]	1.1	0.4	0.6	0.8	0.7	1.4	1.4	2.1					
Avg. Stride Freq. [Hz]	2.3	2.4	2.3	2.3	2.4	2.4	2.4	2.3					
Avg. Stride Length [m]	5.9	6.9	7.0	6.9	6.9	6.8	6.7	6.6					





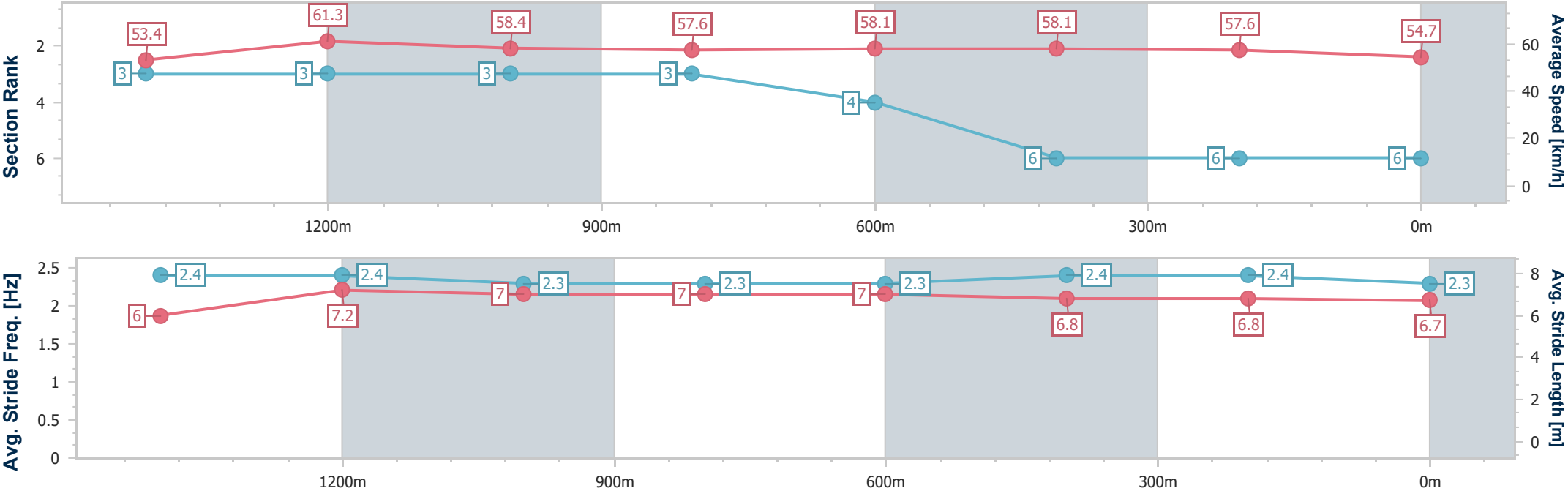
Horse/Jockey Name	Whistlin' Ruler
Final Rank	6
Fastest Section Time (Section)	0:11.69 (1400m)
Top Speed [km/h] (Section)	64.0 (Overall)
Race State	Finished



IpswichProfessional  
Race 2: BARRIER REEF POOLS Class 4 Handicap - 1680m  
27 October 2025 - 09:43  
Track Rating: Soft 7, Weather: Fine, Rail Position: +4.5m Entire



Section	Overall	1400m	1200m	1000m	800m	600m	400m	200m					
Section Times	1:45.66 [6] (0:18.90)	1:26.76 [3] (0:11.69)	1:15.07 [3] (0:12.34)	1:02.73 [3] (0:12.51)	0:50.22 [3] (0:12.34)	0:37.88 [4] (0:12.28)	0:25.60 [6] (0:12.43)	0:13.17 [6] (0:13.17)					
Average Speed [km/h]	53.4	61.3	58.4	57.6	58.1	58.1	57.6	54.7					
Top Speed [km/h]	64.0	63.3	59.9	58.6	59.1	58.8	58.1	56.9					
Avg. Dist. to Rail [m]	1.8	0.7	0.3	0.4	1.0	1.5	1.8	1.8					
Avg. Stride Freq. [Hz]	2.4	2.4	2.3	2.3	2.3	2.4	2.4	2.3					
Avg. Stride Length [m]	6.0	7.2	7.0	7.0	7.0	6.8	6.8	6.7					





# IpswichProfessional

## Race 3: SEVEN BENCHMARK 65 Handicap - 800m

27 October 2025 - 10:08



Track Rating: Soft 7, Weather: Fine, Rail Position: +4.5m Entire

Section						Overall	600m	400m	200m			Last 600m	
Field Times						0:46.21 (0:13.29)	0:32.92 (0:10.66)	0:22.26 (0:10.94)	0:11.32 (0:11.32)			0:32.92	
Rank	TAB	Horse/Jockey	Barrier	Top Speed [km/h]	Fastest Section					Margin			Distance Travelled [m]
1	3	SPARTUS	4	70.7	0:10.57	0:46.21 [1]	0:32.81 [2]	0:22.24 [2]	0:11.31 [2]	0:46.21	0:32.81		
		Angela Jones		Overall	600m	(0:13.40)	(0:10.57)	(0:10.93)	(0:11.31)				
2	5	COINCIDE	1	68.7	0:10.61	0:46.40 [2]	0:32.47 [5]	0:21.86 [3]	0:11.18 [3]	1.1L	0:32.47		+0
		Matthew Palmer		600m	600m	(0:13.93)	(0:10.61)	(0:10.68)	(0:11.18)				
3	7	HOKUSAI	7	69.5	0:10.66	0:46.63 [3]	0:33.34 [1]	0:22.68 [1]	0:11.74 [1]	2.47L	0:33.34		+1
		Olivia Kendal		Overall	600m	(0:13.29)	(0:10.66)	(0:10.94)	(0:11.74)				
4	4	I'M LUCKY TWO	2	67.6	0:10.88	0:46.73 [4]	0:33.02 [3]	0:22.14 [4]	0:11.24 [4]	3.04L	0:33.02		+2
		Cobi Vitler		600m	600m	(0:13.71)	(0:10.88)	(0:10.90)	(0:11.24)				
5	1	KWAMI	3	67.9	0:10.84	0:47.25 [5]	0:33.40 [4]	0:22.56 [5]	0:11.44 [5]	6.15L	0:33.40		+3
		Daniel Moor		600m	600m	(0:13.85)	(0:10.84)	(0:11.12)	(0:11.44)				

Scratched: Platinum Lies (#2), Embolden (#6), Albion Square (#8)



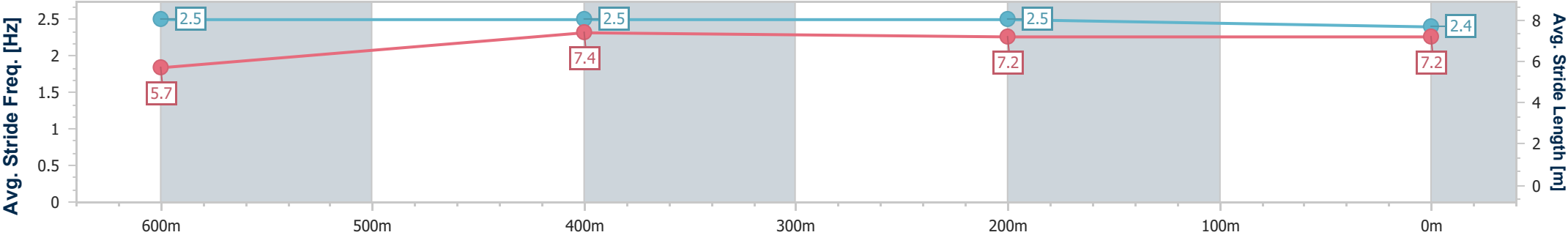
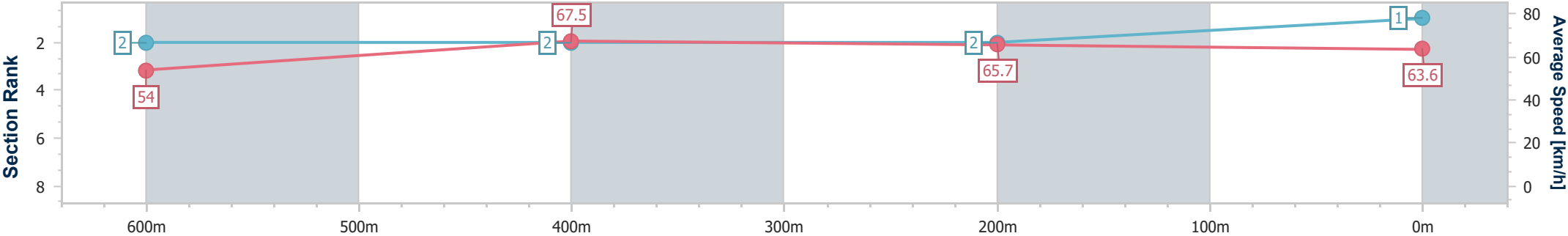
Horse/Jockey Name	Spartus
Final Rank	1
Fastest Section Time (Section)	0:10.57 (600m)
Top Speed [km/h] (Section)	70.7 (Overall)
Race State	Finished



IpswichProfessional  
Race 3: SEVEN BENCHMARK 65 Handicap - 800m  
27 October 2025 - 10:08  
Track Rating: Soft 7, Weather: Fine, Rail Position: +4.5m Entire



Section	Overall	600m	400m	200m										
Section Times	0:46.21 [1] (0:13.40)	0:32.81 [2] (0:10.57)	0:22.24 [2] (0:10.93)	0:11.31 [2] (0:11.31)										
Average Speed [km/h]	54.0	67.5	65.7	63.6										
Top Speed [km/h]	70.7	70.4	66.2	66.2										
Avg. Dist. to Rail [m]	2.5	1.5	1.7	1.7										
Avg. Stride Freq. [Hz]	2.5	2.5	2.5	2.4										
Avg. Stride Length [m]	5.7	7.4	7.2	7.2										





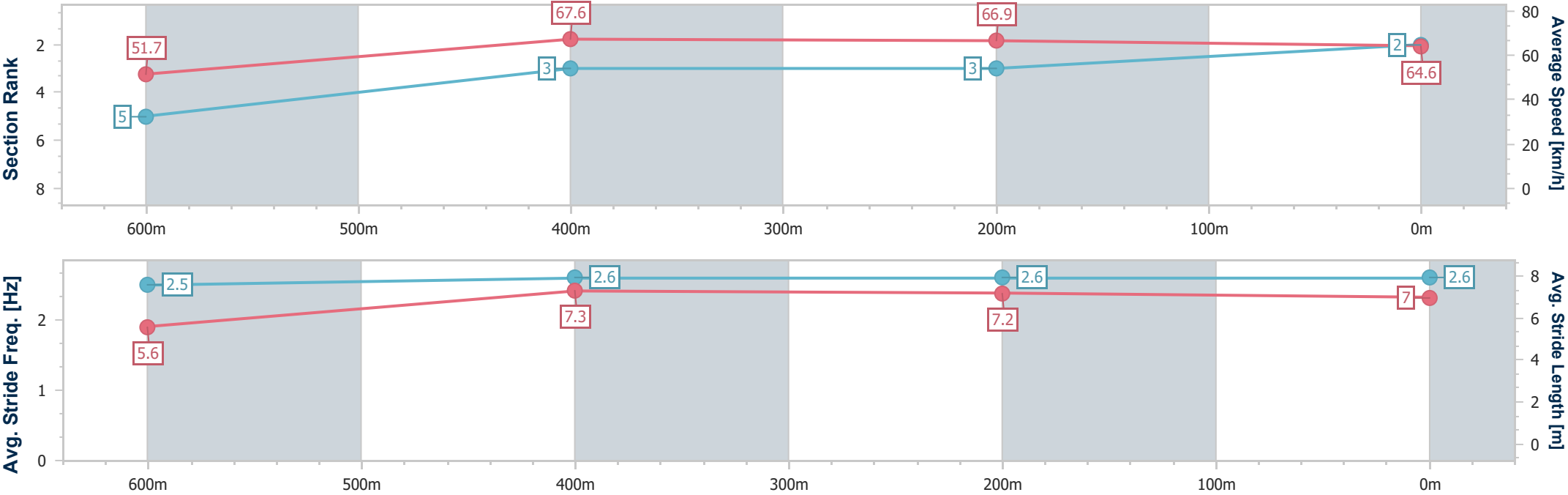
Horse/Jockey Name	Coincide
Final Rank	2
Fastest Section Time (Section)	0:10.61 (600m)
Top Speed [km/h] (Section)	68.7 (600m)
Race State	Finished



IpswichProfessional  
Race 3: SEVEN BENCHMARK 65 Handicap - 800m  
27 October 2025 - 10:08  
Track Rating: Soft 7, Weather: Fine, Rail Position: +4.5m Entire



Section	Overall	600m	400m	200m									
Section Times	0:46.40 [2] (0:13.93)	0:32.47 [5] (0:10.61)	0:21.86 [3] (0:10.68)	0:11.18 [3] (0:11.18)									
Average Speed [km/h]	51.7	67.6	66.9	64.6									
Top Speed [km/h]	68.5	68.7	68.4	66.7									
Avg. Dist. to Rail [m]	0.5	1.0	1.1	1.5									
Avg. Stride Freq. [Hz]	2.5	2.6	2.6	2.6									
Avg. Stride Length [m]	5.6	7.3	7.2	7.0									





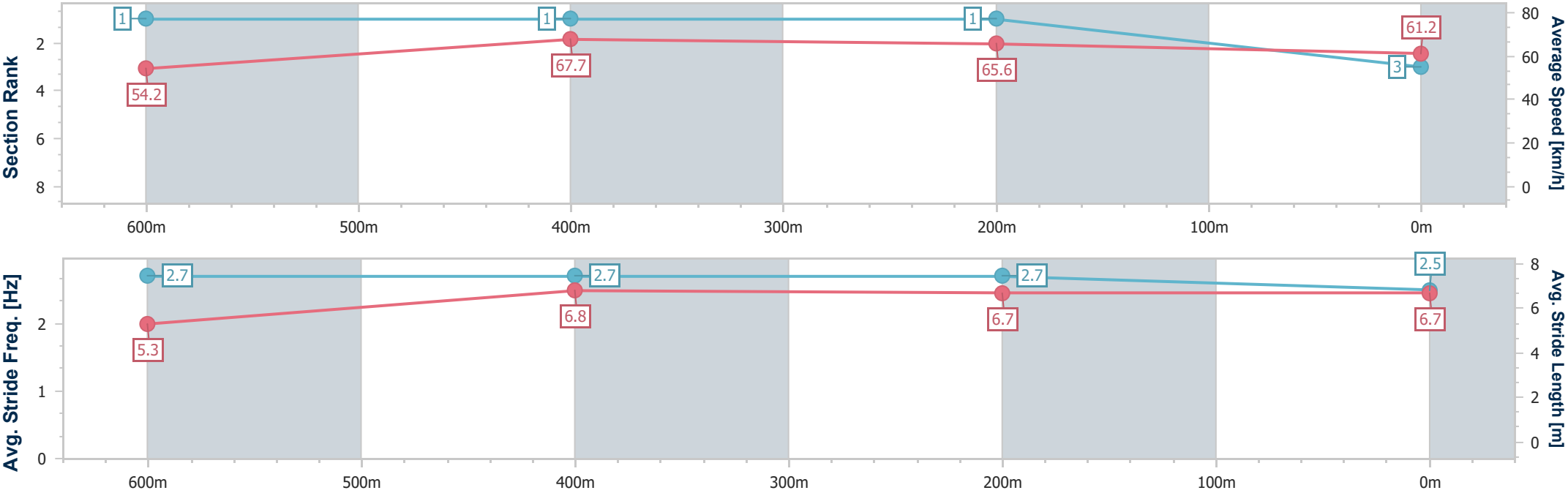
Horse/Jockey Name	Hokusai
Final Rank	3
Fastest Section Time (Section)	0:10.66 (600m)
Top Speed [km/h] (Section)	69.5 (Overall)
Race State	Finished



IpswichProfessional  
Race 3: SEVEN BENCHMARK 65 Handicap - 800m  
27 October 2025 - 10:08  
Track Rating: Soft 7, Weather: Fine, Rail Position: +4.5m Entire



Section	Overall	600m	400m	200m									
Section Times	0:46.63 [3] (0:13.29)	0:33.34 [1] (0:10.66)	0:22.68 [1] (0:10.94)	0:11.74 [1] (0:11.74)									
Average Speed [km/h]	54.2	67.7	65.6	61.2									
Top Speed [km/h]	69.5	68.9	66.6	64.5									
Avg. Dist. to Rail [m]	3.7	1.0	0.6	0.9									
Avg. Stride Freq. [Hz]	2.7	2.7	2.7	2.5									
Avg. Stride Length [m]	5.3	6.8	6.7	6.7									





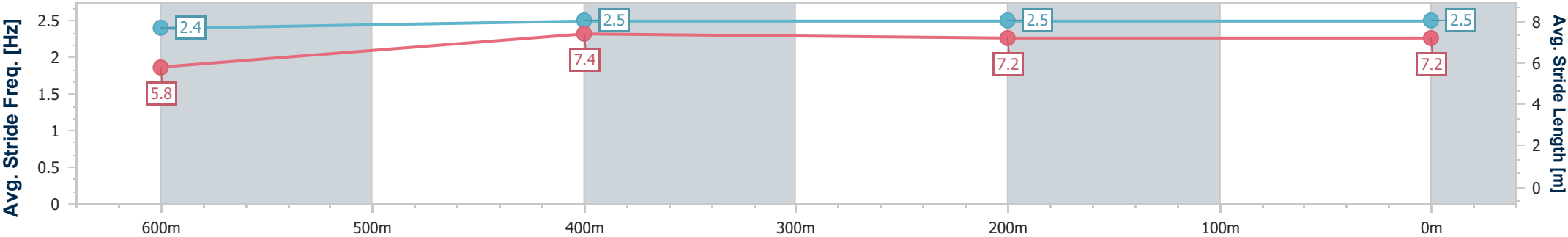
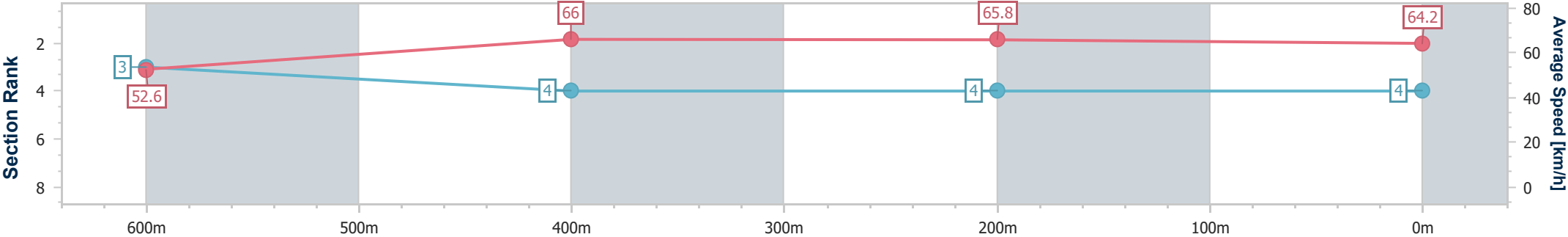
Horse/Jockey Name	I'm Lucky Two
Final Rank	4
Fastest Section Time (Section)	0:10.88 (600m)
Top Speed [km/h] (Section)	67.6 (600m)
Race State	Finished



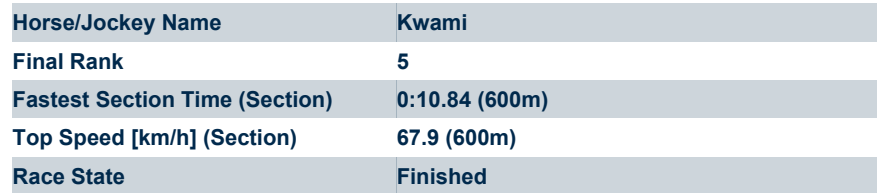
IpswichProfessional  
Race 3: SEVEN BENCHMARK 65 Handicap - 800m  
27 October 2025 - 10:08  
Track Rating: Soft 7, Weather: Fine, Rail Position: +4.5m Entire



Section	Overall	600m	400m	200m										
Section Times	0:46.73 [4] (0:13.71)	0:33.02 [3] (0:10.88)	0:22.14 [4] (0:10.90)	0:11.24 [4] (0:11.24)										
Average Speed [km/h]	52.6	66.0	65.8	64.2										
Top Speed [km/h]	66.4	67.6	66.7	66.2										
Avg. Dist. to Rail [m]	0.5	0.9	1.1	4.0										
Avg. Stride Freq. [Hz]	2.4	2.5	2.5	2.5										
Avg. Stride Length [m]	5.8	7.4	7.2	7.2										







### Race 3: SEVEN BENCHMARK 65 Handicap - 800m

27 October 2025 - 10:08

**Track Rating: Soft 7, Weather: Fine, Rail Position: +4.5m Entire**



The figure consists of two line graphs sharing a common x-axis representing distance in meters (600m, 500m, 400m, 300m, 200m, 100m, 0m). The top graph shows Section Rank (left y-axis, 2 to 8) and Average Speed (right y-axis, 0 to 80 km/h). The bottom graph shows Average Stride Length (right y-axis, 0 to 8 m) and Average Stride Frequency (left y-axis, 0 to 2.5 Hz). Both graphs feature two data series: a red line with circular markers and a blue line with circular markers. Data values are labeled next to each marker.

**Section Rank and Average Speed Data**

Distance (m)	Section Rank (Red)	Section Rank (Blue)	Average Speed (km/h) (Red)	Average Speed (km/h) (Blue)
600m	52.1	4	~40	~40
400m	66.6	5	~60	~35
200m	64.9	5	~60	~35
0m	62.8	5	~60	~35

**Average Stride Length and Average Stride Frequency Data**

Distance (m)	Avg. Stride Length (m) (Red)	Avg. Stride Length (m) (Blue)	Avg. Stride Freq. (Hz) (Red)	Avg. Stride Freq. (Hz) (Blue)
600m	6.1	2.3	~1.8	~2.3
400m	7.6	2.4	~2.2	~2.4
200m	7.5	2.4	~2.2	~2.4
0m	7.4	2.3	~2.1	~2.3



# IpswichProfessional

## Race 4: GORDON'S GIN Class 2 Handicap - 1200m

27 October 2025 - 10:35



Track Rating: Soft 7, Weather: Fine, Rail Position: +4.5m Entire

Section						Overall	1000m	800m	600m	400m	200m	Last 600m	
Field Times						1:11.34 (0:13.78)	0:57.56 (0:10.99)	0:46.57 (0:11.39)	0:35.18 (0:11.42)	0:23.76 (0:11.74)	0:12.02 (0:12.02)	0:35.18	
Rank	TAB	Horse/Jockey	Barrier	Top Speed [km/h]	Fastest Section							Margin	Distance Travelled [m]
1	2	BRUCKHEIMER	6	65.9	0:11.10	1:11.34 [1]	0:57.39 [2]	0:46.29 [3]	0:34.87 [3]	0:23.42 [3]	0:11.76 [4]	1:11.34	0:34.87
		Bella Youngberry		1000m	1000m	(0:13.95)	(0:11.10)	(0:11.42)	(0:11.45)	(0:11.66)	(0:11.76)		
2	7	SPIRIT OF NURAI	7	67.0	0:11.22	1:11.36 [2]	0:57.05 [7]	0:45.83 [7]	0:34.40 [7]	0:23.11 [7]	0:11.60 [5]	0.13L	0:34.40 -1
		Angela Jones		400m	1000m	(0:14.31)	(0:11.22)	(0:11.43)	(0:11.29)	(0:11.51)	(0:11.60)		
3	1	NO NAME FRANK	2	66.9	0:10.99	1:11.44 [3]	0:57.66 [1]	0:46.67 [1]	0:35.28 [1]	0:23.86 [1]	0:12.12 [1]	0.57L	0:35.28 -3
		Georgina Cartwright		1000m	1000m	(0:13.78)	(0:10.99)	(0:11.39)	(0:11.42)	(0:11.74)	(0:12.12)		
4	3	I'M ZAC	5	66.2	0:11.07	1:11.47 [4]	0:57.47 [4]	0:46.40 [4]	0:34.98 [4]	0:23.54 [4]	0:11.92 [3]	0.77L	0:34.98 -4
		Daniel Moor		1000m	1000m	(0:14.00)	(0:11.07)	(0:11.42)	(0:11.44)	(0:11.62)	(0:11.92)		
5	8	JEROME	4	66.9	0:11.06	1:11.76 [5]	0:57.47 [6]	0:46.41 [6]	0:34.99 [6]	0:23.61 [5]	0:12.00 [6]	2.47L	0:34.99 -5
		Kenji Yoshida		1000m	1000m	(0:14.29)	(0:11.06)	(0:11.42)	(0:11.38)	(0:11.61)	(0:12.00)		
6	9	SONIC ARROW	1	66.8	0:10.96	1:11.98 [6]	0:58.02 [3]	0:47.06 [2]	0:35.75 [2]	0:24.37 [2]	0:12.65 [2]	3.76L	0:35.75 -9
		Olivia Kendal		1000m	1000m	(0:13.96)	(0:10.96)	(0:11.31)	(0:11.38)	(0:11.72)	(0:12.65)		
7	10	DELORIS	3	67.8	0:10.91	1:13.24 [7]	0:59.00 [5]	0:48.09 [5]	0:36.74 [5]	0:25.09 [5]	0:13.02 [7]	11.2L	0:36.74 -8
		Jason Taylor		1000m	1000m	(0:14.24)	(0:10.91)	(0:11.35)	(0:11.65)	(0:12.07)	(0:13.02)		

Scratched: Gone To Cape York (#4), Meet George (#5), Red Feather Boa (#6)



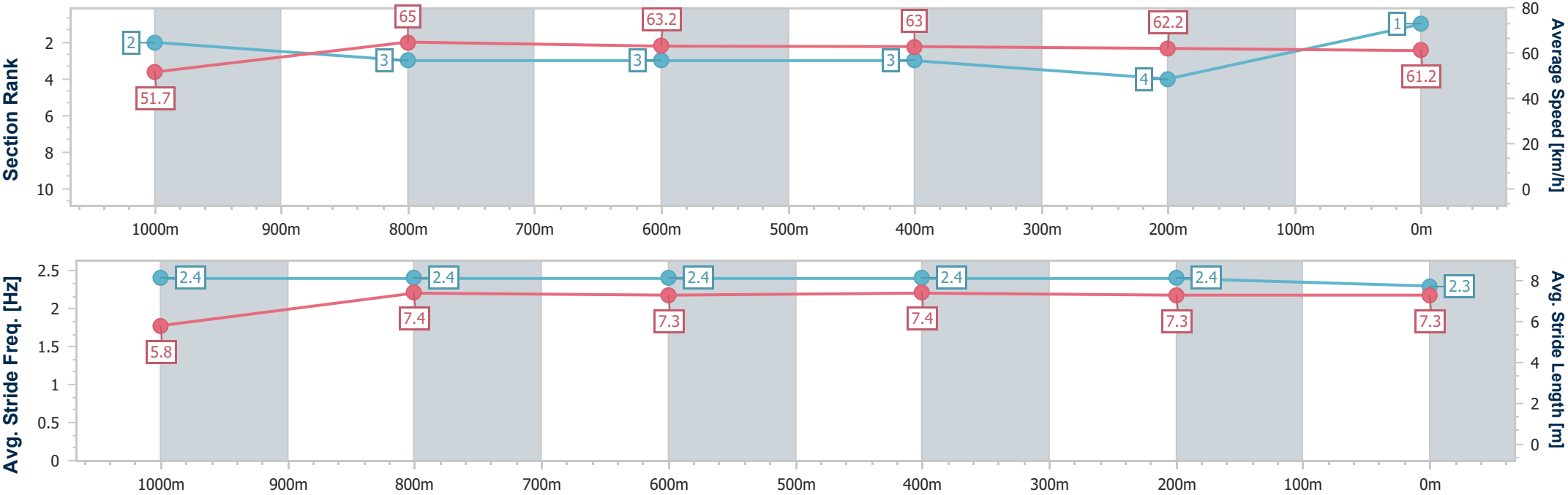
Horse/Jockey Name	Bruckheimer
Final Rank	1
Fastest Section Time (Section)	0:11.10 (1000m)
Top Speed [km/h] (Section)	65.9 (1000m)
Race State	Finished



IpswichProfessional  
Race 4: GORDON'S GIN Class 2 Handicap - 1200m  
27 October 2025 - 10:35  
Track Rating: Soft 7, Weather: Fine, Rail Position: +4.5m Entire



Section	Overall	1000m	800m	600m	400m	200m								
Section Times	1:11.34 [1] (0:13.95)	0:57.39 [2] (0:11.10)	0:46.29 [3] (0:11.42)	0:34.87 [3] (0:11.45)	0:23.42 [3] (0:11.66)	0:11.76 [4] (0:11.76)								
Average Speed [km/h]	51.7	65.0	63.2	63.0	62.2	61.2								
Top Speed [km/h]	65.0	65.9	65.7	64.3	63.5	63.4								
Avg. Dist. to Rail [m]	5.8	1.7	0.9	0.9	2.0	3.7								
Avg. Stride Freq. [Hz]	2.4	2.4	2.4	2.4	2.4	2.3								
Avg. Stride Length [m]	5.8	7.4	7.3	7.4	7.3	7.3								





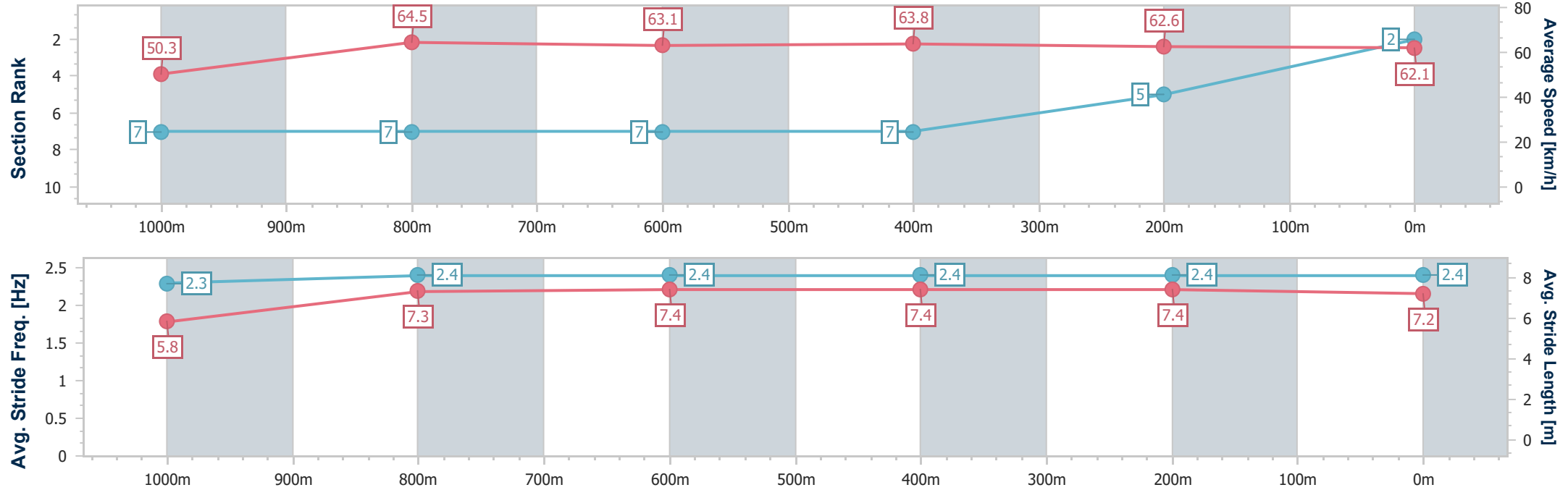
Horse/Jockey Name	Spirit Of Nurai
Final Rank	2
Fastest Section Time (Section)	0:11.22 (1000m)
Top Speed [km/h] (Section)	67.0 (400m)
Race State	Finished



IpswichProfessional  
Race 4: GORDON'S GIN Class 2 Handicap - 1200m  
27 October 2025 - 10:35  
Track Rating: Soft 7, Weather: Fine, Rail Position: +4.5m Entire



Section	Overall	1000m	800m	600m	400m	200m							
Section Times	1:11.36 [2] (0:14.31)	0:57.05 [7] (0:11.22)	0:45.83 [7] (0:11.43)	0:34.40 [7] (0:11.29)	0:23.11 [7] (0:11.51)	0:11.60 [5] (0:11.60)							
Average Speed [km/h]	50.3	64.5	63.1	63.8	62.6	62.1							
Top Speed [km/h]	66.9	67.0	64.8	65.6	67.0	63.6							
Avg. Dist. to Rail [m]	6.0	1.5	0.8	0.8	1.8	5.6							
Avg. Stride Freq. [Hz]	2.3	2.4	2.4	2.4	2.4	2.4							
Avg. Stride Length [m]	5.8	7.3	7.4	7.4	7.4	7.2							





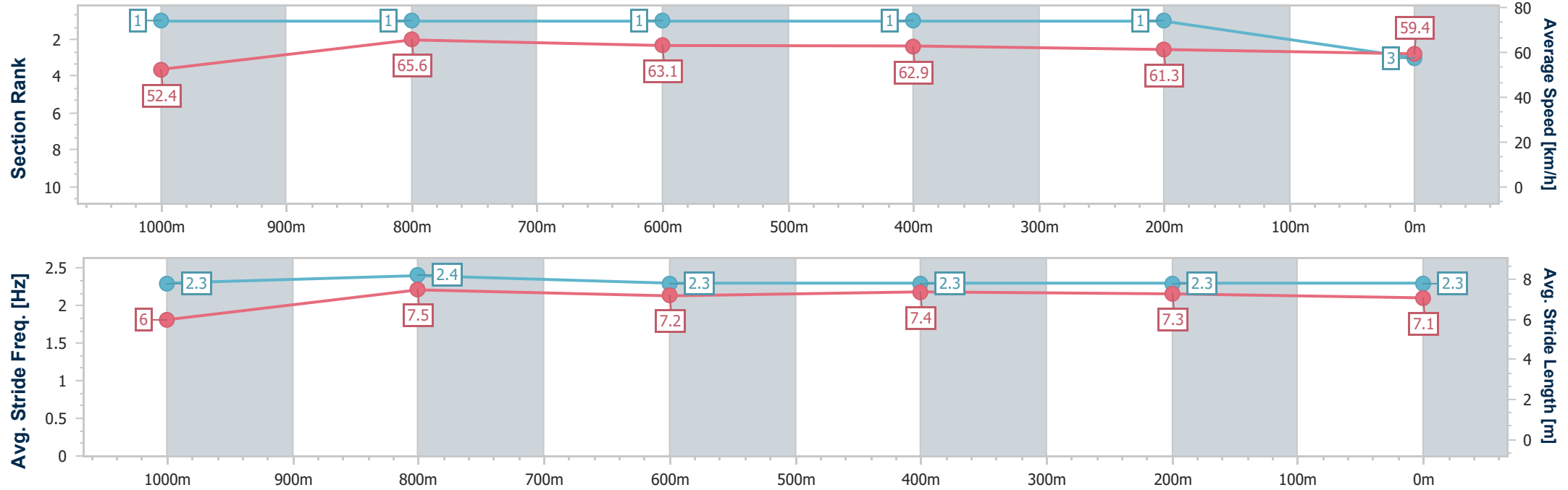
Horse/Jockey Name	No Name Frank
Final Rank	3
Fastest Section Time (Section)	0:10.99 (1000m)
Top Speed [km/h] (Section)	66.9 (1000m)
Race State	Finished



IpswichProfessional  
Race 4: GORDON'S GIN Class 2 Handicap - 1200m  
27 October 2025 - 10:35  
Track Rating: Soft 7, Weather: Fine, Rail Position: +4.5m Entire



Section	Overall	1000m	800m	600m	400m	200m								
Section Times	1:11.44 [3] (0:13.78)	0:57.66 [1] (0:10.99)	0:46.67 [1] (0:11.39)	0:35.28 [1] (0:11.42)	0:23.86 [1] (0:11.74)	0:12.12 [1] (0:12.12)								
Average Speed [km/h]	52.4	65.6	63.1	62.9	61.3	59.4								
Top Speed [km/h]	66.7	66.9	64.7	63.9	62.0	61.0								
Avg. Dist. to Rail [m]	2.7	0.7	0.2	0.5	0.6	0.7								
Avg. Stride Freq. [Hz]	2.3	2.4	2.3	2.3	2.3	2.3								
Avg. Stride Length [m]	6.0	7.5	7.2	7.4	7.3	7.1								



[ ] Ranking at each section and finish  
- - - - No data available at this section  
NA No data available



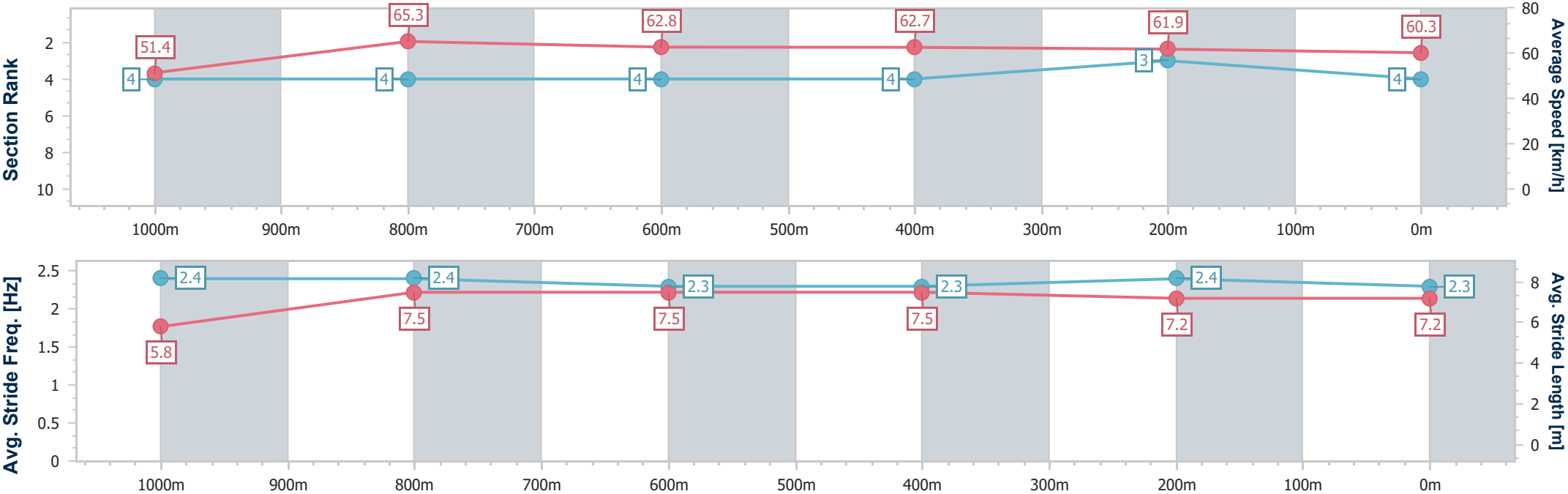
Horse/Jockey Name	I'm Zac
Final Rank	4
Fastest Section Time (Section)	0:11.07 (1000m)
Top Speed [km/h] (Section)	66.2 (1000m)
Race State	Finished



IpswichProfessional  
Race 4: GORDON'S GIN Class 2 Handicap - 1200m  
27 October 2025 - 10:35  
Track Rating: Soft 7, Weather: Fine, Rail Position: +4.5m Entire



Section	Overall	1000m	800m	600m	400m	200m								
Section Times	1:11.47 [4] (0:14.00)	0:57.47 [4] (0:11.07)	0:46.40 [4] (0:11.42)	0:34.98 [4] (0:11.44)	0:23.54 [4] (0:11.62)	0:11.92 [3] (0:11.92)								
Average Speed [km/h]	51.4	65.3	62.8	62.7	61.9	60.3								
Top Speed [km/h]	65.3	66.2	64.6	65.1	63.5	61.8								
Avg. Dist. to Rail [m]	4.7	1.3	0.4	0.8	0.7	1.0								
Avg. Stride Freq. [Hz]	2.4	2.4	2.3	2.3	2.4	2.3								
Avg. Stride Length [m]	5.8	7.5	7.5	7.5	7.2	7.2								





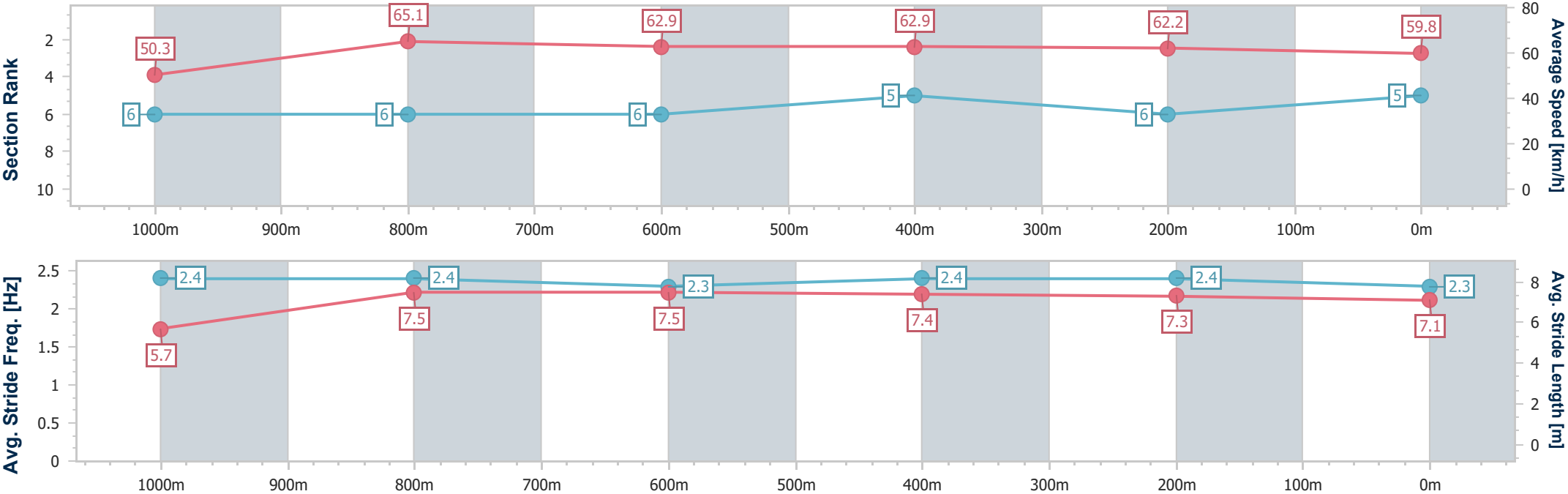
Horse/Jockey Name	Jerome
Final Rank	5
Fastest Section Time (Section)	0:11.06 (1000m)
Top Speed [km/h] (Section)	66.9 (1000m)
Race State	Finished



IpswichProfessional  
Race 4: GORDON'S GIN Class 2 Handicap - 1200m  
27 October 2025 - 10:35  
Track Rating: Soft 7, Weather: Fine, Rail Position: +4.5m Entire



Section	Overall	1000m	800m	600m	400m	200m							
Section Times	1:11.76 [5] (0:14.29)	0:57.47 [6] (0:11.06)	0:46.41 [6] (0:11.42)	0:34.99 [6] (0:11.38)	0:23.61 [5] (0:11.61)	0:12.00 [6] (0:12.00)							
Average Speed [km/h]	50.3	65.1	62.9	62.9	62.2	59.8							
Top Speed [km/h]	66.6	66.9	64.7	64.7	62.8	61.7							
Avg. Dist. to Rail [m]	3.7	0.7	0.7	0.8	0.6	1.2							
Avg. Stride Freq. [Hz]	2.4	2.4	2.3	2.4	2.4	2.3							
Avg. Stride Length [m]	5.7	7.5	7.5	7.4	7.3	7.1							



[ ] Ranking at each section and finish  
-.-.- No data available at this section  
NA No data available



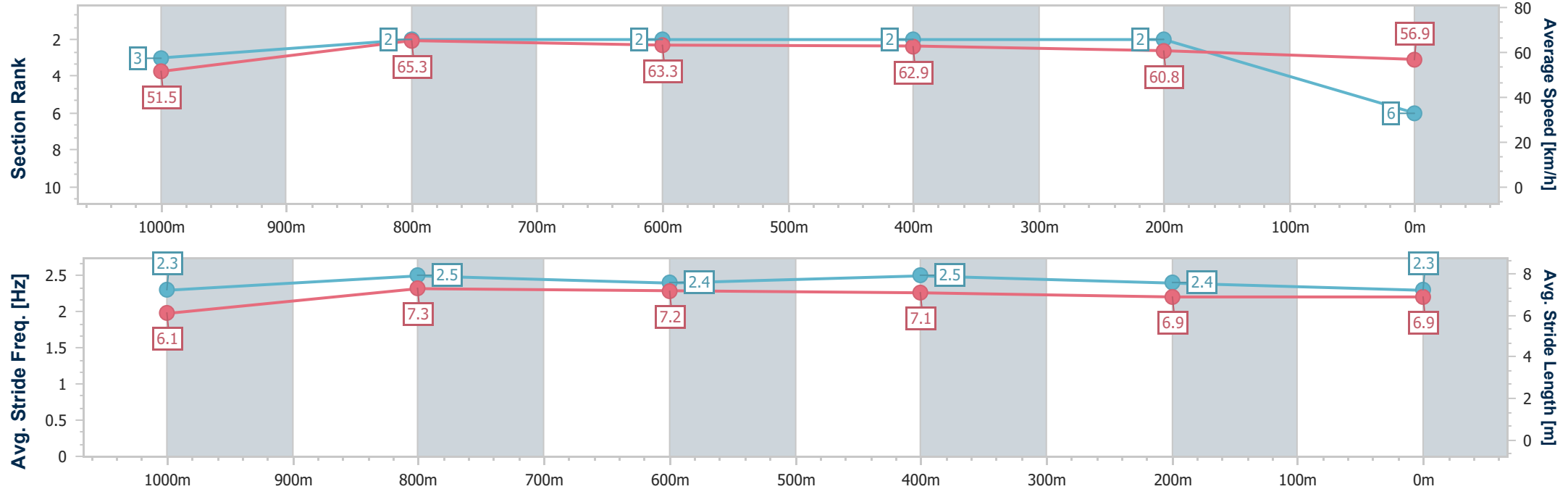
Horse/Jockey Name	Sonic Arrow
Final Rank	6
Fastest Section Time (Section)	0:10.96 (1000m)
Top Speed [km/h] (Section)	66.8 (1000m)
Race State	Finished



IpswichProfessional  
Race 4: GORDON'S GIN Class 2 Handicap - 1200m  
27 October 2025 - 10:35  
Track Rating: Soft 7, Weather: Fine, Rail Position: +4.5m Entire



Section	Overall	1000m	800m	600m	400m	200m							
Section Times	1:11.98 [6] (0:13.96)	0:58.02 [3] (0:10.96)	0:47.06 [2] (0:11.31)	0:35.75 [2] (0:11.38)	0:24.37 [2] (0:11.72)	0:12.65 [2] (0:12.65)							
Average Speed [km/h]	51.5	65.3	63.3	62.9	60.8	56.9							
Top Speed [km/h]	66.1	66.8	64.3	64.8	62.3	60.0							
Avg. Dist. to Rail [m]	1.3	1.3	1.6	1.7	2.9	1.9							
Avg. Stride Freq. [Hz]	2.3	2.5	2.4	2.5	2.4	2.3							
Avg. Stride Length [m]	6.1	7.3	7.2	7.1	6.9	6.9							







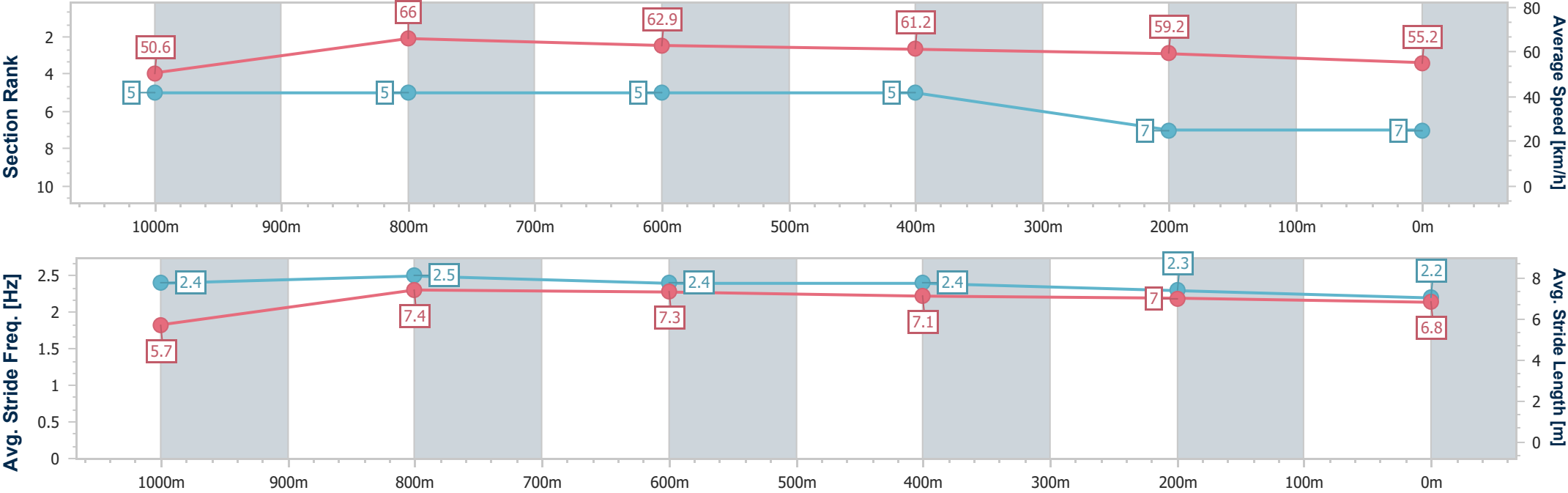
Horse/Jockey Name	Deloris
Final Rank	7
Fastest Section Time (Section)	0:10.91 (1000m)
Top Speed [km/h] (Section)	67.8 (1000m)
Race State	Finished



IpswichProfessional  
Race 4: GORDON'S GIN Class 2 Handicap - 1200m  
27 October 2025 - 10:35  
Track Rating: Soft 7, Weather: Fine, Rail Position: +4.5m Entire



Section	Overall	1000m	800m	600m	400m	200m							
Section Times	1:13.24 [7] (0:14.24)	0:59.00 [5] (0:10.91)	0:48.09 [5] (0:11.35)	0:36.74 [5] (0:11.65)	0:25.09 [5] (0:12.07)	0:13.02 [7] (0:13.02)							
Average Speed [km/h]	50.6	66.0	62.9	61.2	59.2	55.2							
Top Speed [km/h]	67.4	67.8	65.0	62.7	60.9	57.5							
Avg. Dist. to Rail [m]	3.3	1.0	1.1	2.3	1.9	0.6							
Avg. Stride Freq. [Hz]	2.4	2.5	2.4	2.4	2.3	2.2							
Avg. Stride Length [m]	5.7	7.4	7.3	7.1	7.0	6.8							





IpswichProfessional  
Race 5: TEMPUS TWO Fillies and Mares RATINGS BAND 0 - 58 Handicap  
- 1350m

27 October 2025 - 11:35



Track Rating: Soft 7, Weather: Fine, Rail Position: +4.5m Entire

Section						Overall	1200m	1000m	800m	600m	400m	Last 600m	
Field Times						1:21.96 (0:11.10)	1:10.86 (0:10.82)	1:00.04 (0:11.60)	0:48.44 (0:12.09)	0:36.35 (0:12.26)	0:24.09 (0:11.84)	0:36.35	
Rank	TAB	Horse/Jockey	Barrier	Top Speed [km/h]	Fastest Section								Distance Travelled [m]
1	8	TSUKINO	3	65.8	0:11.06	1:21.96 [1]	1:10.71 [4]	0:59.65 [4]	0:48.08 [4]	0:36.09 [4]	0:23.82 [4]	0:36.09	
		Dylan Turner		1200m	1200m	(0:11.25)	(0:11.06)	(0:11.57)	(0:11.99)	(0:12.27)	(0:11.91)		
2	7	LA PITTRICE	7	66.4	0:11.09	1:22.03 [2]	1:10.89 [3]	0:59.80 [3]	0:48.20 [3]	0:36.21 [3]	0:24.02 [3]	0:36.21	+2
		Cobi Vitler		1200m	1200m	(0:11.14)	(0:11.09)	(0:11.60)	(0:11.99)	(0:12.19)	(0:11.89)		
3	10	TRUCK STOP HONEY	1	67.0	0:10.89	1:22.10 [3]	1:10.98 [2]	1:00.09 [2]	0:48.51 [2]	0:36.42 [2]	0:24.23 [1]	0:36.42	-3
		Olivia Webb		1200m	1200m	(0:11.12)	(0:10.89)	(0:11.58)	(0:12.09)	(0:12.19)	(0:11.84)		
4	5	ECHO HUNTER	4	64.1	0:11.42	1:22.22 [4]	1:10.66 [6]	0:59.24 [8]	0:47.46 [9]	0:35.69 [9]	0:23.58 [9]	0:35.69	+3
		Corey Sutherland		1200m	1200m	(0:11.56)	(0:11.42)	(0:11.78)	(0:11.77)	(0:12.11)	(0:11.75)		
5	9	PRETTY LITTLE LASS	2	64.7	0:11.30	1:22.38 [5]	1:10.77 [8]	0:59.47 [7]	0:47.74 [7]	0:35.96 [7]	0:24.09 [6]	0:35.96	-6
		Jaden Lloyd		1200m	1200m	(0:11.61)	(0:11.30)	(0:11.73)	(0:11.78)	(0:11.87)	(0:11.91)		
6	6	GOOD PHILLY	9	64.5	0:11.30	1:22.41 [6]	1:11.10 [5]	0:59.80 [5]	0:48.20 [5]	0:36.29 [5]	0:24.01 [8]	0:36.29	+4
		Olivia Kendal		1200m	1200m	(0:11.31)	(0:11.30)	(0:11.60)	(0:11.91)	(0:12.28)	(0:11.90)		
7	1	TECHNA	8	64.8	0:11.23	1:22.48 [7]	1:10.70 [9]	0:59.47 [9]	0:47.75 [8]	0:36.00 [8]	0:24.13 [7]	0:36.00	-1
		Adin Thompson		1200m	1200m	(0:11.78)	(0:11.23)	(0:11.72)	(0:11.75)	(0:11.87)	(0:12.06)		
8	2	WEXFORD MISS	11	65.8	0:11.20	1:22.67 [8]	1:11.06 [7]	0:59.86 [6]	0:48.17 [6]	0:36.38 [6]	0:24.52 [5]	0:36.38	+5
		Brandon Lerena		1200m	1200m	(0:11.61)	(0:11.20)	(0:11.69)	(0:11.79)	(0:11.86)	(0:11.96)		
9	3	ACE'S IN BLOOM	6	68.4	0:10.82	1:23.15 [9]	1:12.05 [1]	1:01.23 [1]	0:49.63 [1]	0:37.54 [1]	0:25.20 [2]	0:37.54	+1
		Chelsea Baker		1200m	1200m	(0:11.10)	(0:10.82)	(0:11.60)	(0:12.09)	(0:12.34)	(0:12.35)		
10	11	SAKURA MAGIC	10	63.6	0:11.50	1:24.74 [10]	1:12.73 [10]	1:01.23 [10]	0:49.34 [10]	0:37.26 [10]	0:25.19 [10]	0:37.26	+0
		Jade Metcalfe		1200m	1200m	(0:12.01)	(0:11.50)	(0:11.89)	(0:12.08)	(0:12.07)	(0:12.25)		

Scratched: Funky Me (#4)

Report Created: Mon 27 October 2025 11:57 GMT+ (Note: Timing is based on position data)

Page 1/12

[ ] Ranking at each section and finish  
-:-:- No data available at this section  
NA No data available

SCN Saddle cloth number  
DNF Did not finish  
DNT Did not track

data processed by  TRIPLESDATA



IpswichProfessional  
Race 5: TEMPUS TWO Fillies and Mares RATINGS BAND 0 - 58 Handicap  
- 1350m

27 October 2025 - 11:35



Track Rating: Soft 7, Weather: Fine, Rail Position: +4.5m Entire

Section		Field Times		200m		Last 600m			
				0:12.25 (0:12.25)		0:36.35			
Rank	TAB	Horse/Jockey	Barrier	Top Speed [km/h]	Fastest Section	Margin			Distance Travelled [m]
1	8	TSUKINO	3	65.8	0:11.06	0:11.91 [3]	1:21.96	0:36.09	
		Dylan Turner		1200m	1200m	(0:11.91)			
2	7	LA PITTRICE	7	66.4	0:11.09	0:12.13 [2]	0.45L	0:36.21	+2
		Cobi Vitler		1200m	1200m	(0:12.13)			
3	10	TRUCK STOP HONEY	1	67.0	0:10.89	0:12.39 [1]	0.82L	0:36.42	-3
		Olivia Webb		1200m	1200m	(0:12.39)			
4	5	ECHO HUNTER	4	64.1	0:11.42	0:11.83 [8]	1.58L	0:35.69	+3
		Corey Sutherland		1200m	1200m	(0:11.83)			
5	9	PRETTY LITTLE LASS	2	64.7	0:11.30	0:12.18 [5]	2.47L	0:35.96	-6
		Jaden Lloyd		1200m	1200m	(0:12.18)			
6	6	GOOD PHILLY	9	64.5	0:11.30	0:12.11 [6]	2.66L	0:36.29	+4
		Olivia Kendal		1200m	1200m	(0:12.11)			
7	1	TECHNA	8	64.8	0:11.23	0:12.07 [9]	3.08L	0:36.00	-1
		Adin Thompson		1200m	1200m	(0:12.07)			
8	2	WEXFORD MISS	11	65.8	0:11.20	0:12.56 [4]	4.21L	0:36.38	+5
		Brandon Lerena		1200m	1200m	(0:12.56)			
9	3	ACE'S IN BLOOM	6	68.4	0:10.82	0:12.85 [7]	7.04L	0:37.54	+1
		Chelsea Baker		1200m	1200m	(0:12.85)			
10	11	SAKURA MAGIC	10	63.6	0:11.50	0:12.94 [10]	16.38L	0:37.26	+0
		Jade Metcalfe		1200m	1200m	(0:12.94)			

Scratched: Funky Me (#4)



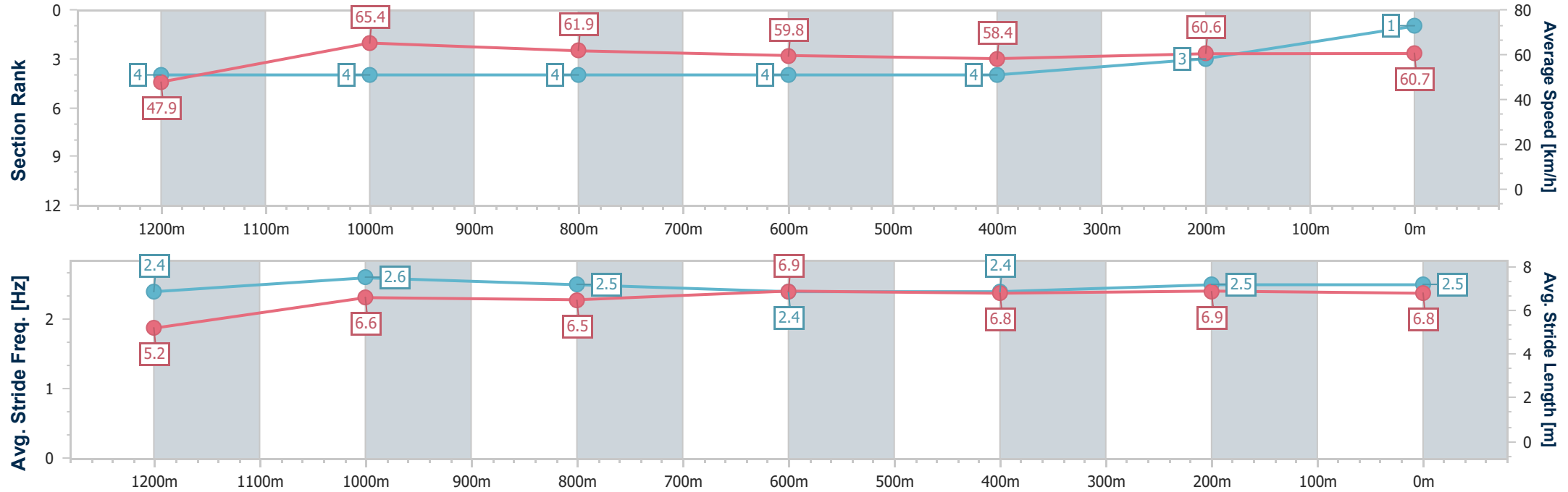
Horse/Jockey Name	Tsukino
Final Rank	1
Fastest Section Time (Section)	0:11.06 (1200m)
Top Speed [km/h] (Section)	65.8 (1200m)
Race State	Finished



IpswichProfessional  
Race 5: TEMPUS TWO Fillies and Mares RATINGS BAND 0 - 58  
Handicap - 1350m  
27 October 2025 - 11:35  
Track Rating: Soft 7, Weather: Fine, Rail Position: +4.5m Entire



Section	Overall	1200m	1000m	800m	600m	400m	200m						
Section Times	1:21.96 [1] (0:11.25)	1:10.71 [4] (0:11.06)	0:59.65 [4] (0:11.57)	0:48.08 [4] (0:11.99)	0:36.09 [4] (0:12.27)	0:23.82 [4] (0:11.91)	0:11.91 [3] (0:11.91)						
Average Speed [km/h]	47.9	65.4	61.9	59.8	58.4	60.6	60.7						
Top Speed [km/h]	64.8	65.8	64.0	60.3	59.2	62.4	62.5						
Avg. Dist. to Rail [m]	1.3	0.9	0.9	1.5	1.0	1.4	1.1						
Avg. Stride Freq. [Hz]	2.4	2.6	2.5	2.4	2.4	2.5	2.5						
Avg. Stride Length [m]	5.2	6.6	6.5	6.9	6.8	6.9	6.8						





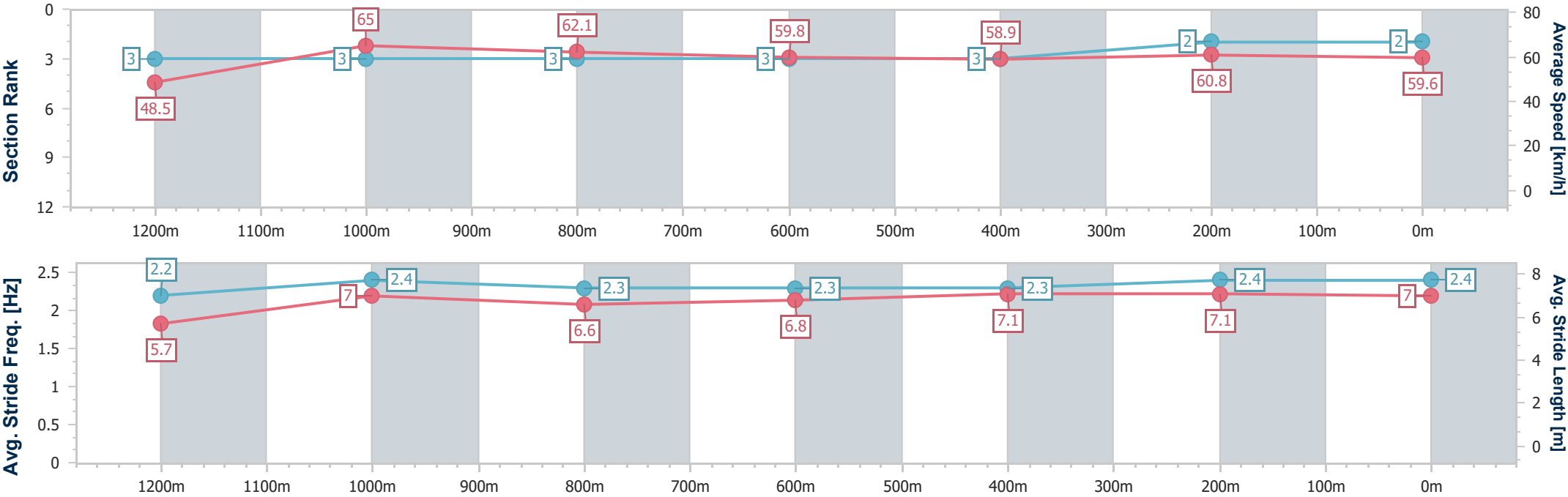
Horse/Jockey Name	La Pittrice
Final Rank	2
Fastest Section Time (Section)	0:11.09 (1200m)
Top Speed [km/h] (Section)	66.4 (1200m)
Race State	Finished



IpswichProfessional  
Race 5: TEMPUS TWO Fillies and Mares RATINGS BAND 0 - 58  
Handicap - 1350m  
27 October 2025 - 11:35  
Track Rating: Soft 7, Weather: Fine, Rail Position: +4.5m Entire



Section	Overall	1200m	1000m	800m	600m	400m	200m						
Section Times	1:22.03 [2] (0:11.14)	1:10.89 [3] (0:11.09)	0:59.80 [3] (0:11.60)	0:48.20 [3] (0:11.99)	0:36.21 [3] (0:12.19)	0:24.02 [3] (0:11.89)	0:12.13 [2] (0:12.13)						
Average Speed [km/h]	48.5	65.0	62.1	59.8	58.9	60.8	59.6						
Top Speed [km/h]	65.9	66.4	64.1	60.5	60.2	61.7	61.7						
Avg. Dist. to Rail [m]	5.6	2.5	0.5	1.0	0.7	1.5	1.2						
Avg. Stride Freq. [Hz]	2.2	2.4	2.3	2.3	2.3	2.4	2.4						
Avg. Stride Length [m]	5.7	7.0	6.6	6.8	7.1	7.1	7.0						





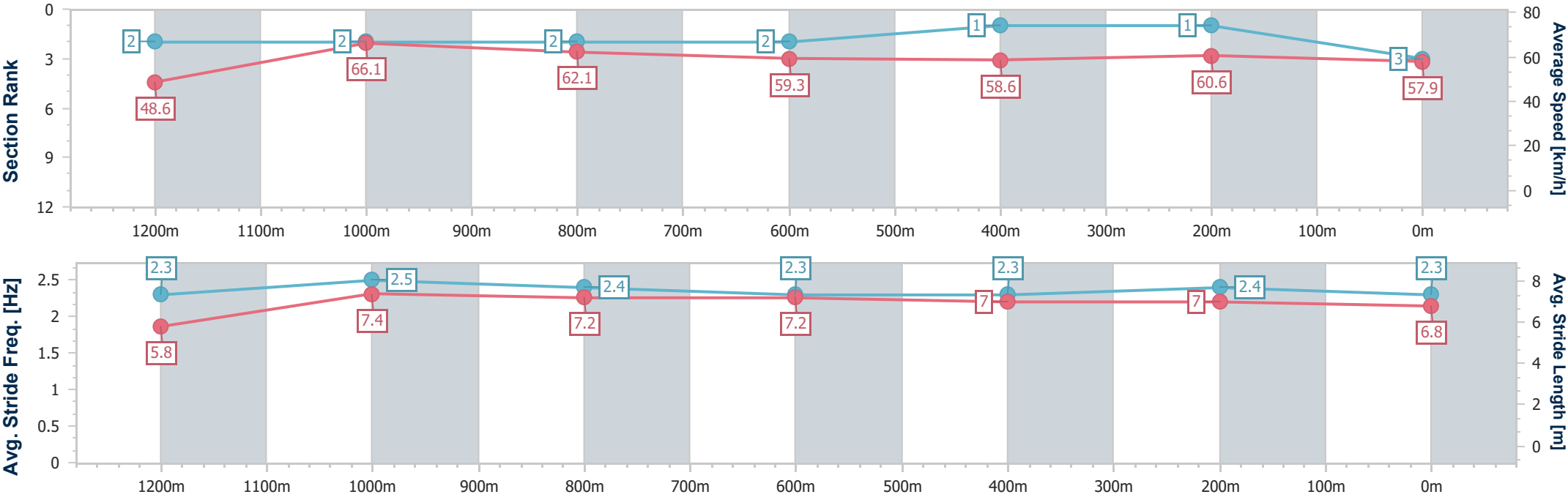
Horse/Jockey Name	Truck Stop Honey
Final Rank	3
Fastest Section Time (Section)	0:10.89 (1200m)
Top Speed [km/h] (Section)	67.0 (1200m)
Race State	Finished



IpswichProfessional  
Race 5: TEMPUS TWO Fillies and Mares RATINGS BAND 0 - 58  
Handicap - 1350m  
27 October 2025 - 11:35  
Track Rating: Soft 7, Weather: Fine, Rail Position: +4.5m Entire



Section	Overall	1200m	1000m	800m	600m	400m	200m						
Section Times	1:22.10 [3] (0:11.12)	1:10.98 [2] (0:10.89)	1:00.09 [2] (0:11.58)	0:48.51 [2] (0:12.09)	0:36.42 [2] (0:12.19)	0:24.23 [1] (0:11.84)	0:12.39 [1] (0:12.39)						
Average Speed [km/h]	48.6	66.1	62.1	59.3	58.6	60.6	57.9						
Top Speed [km/h]	65.5	67.0	64.0	60.3	60.4	61.0	60.0						
Avg. Dist. to Rail [m]	1.0	0.5	0.7	1.0	1.3	1.6	1.5						
Avg. Stride Freq. [Hz]	2.3	2.5	2.4	2.3	2.3	2.4	2.3						
Avg. Stride Length [m]	5.8	7.4	7.2	7.2	7.0	7.0	6.8						





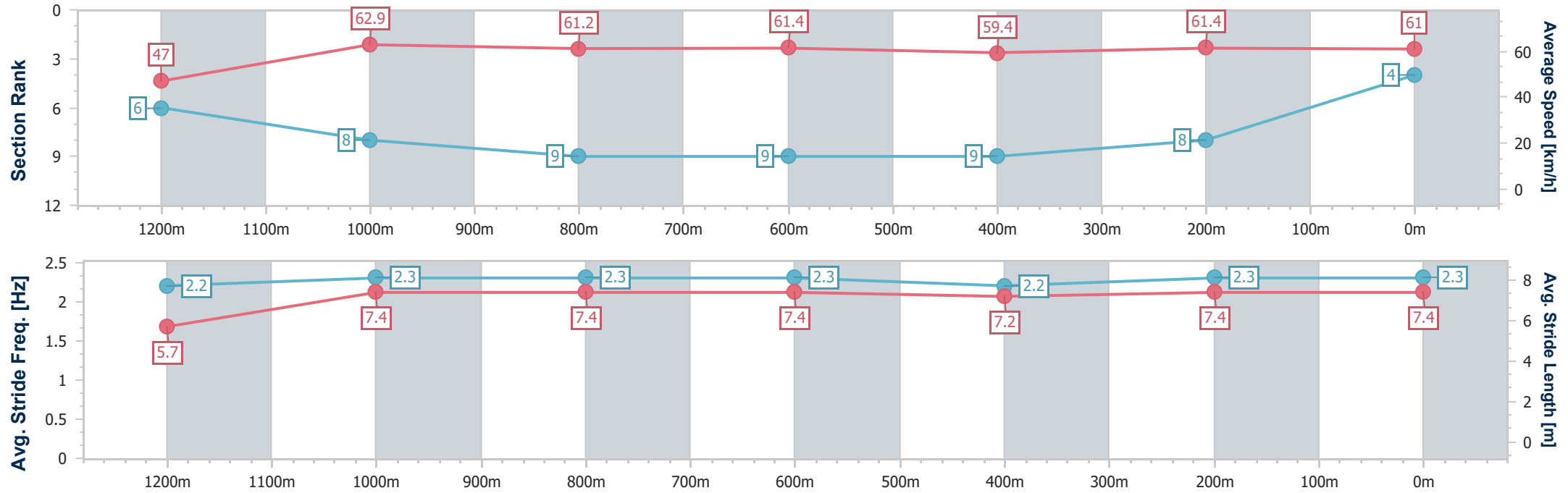
Horse/Jockey Name	Echo Hunter
Final Rank	4
Fastest Section Time (Section)	0:11.42 (1200m)
Top Speed [km/h] (Section)	64.1 (1200m)
Race State	Finished



IpswichProfessional  
Race 5: TEMPUS TWO Fillies and Mares RATINGS BAND 0 - 58  
Handicap - 1350m  
27 October 2025 - 11:35  
Track Rating: Soft 7, Weather: Fine, Rail Position: +4.5m Entire



Section	Overall	1200m	1000m	800m	600m	400m	200m						
Section Times	1:22.22 [4] (0:11.56)	1:10.66 [6] (0:11.42)	0:59.24 [8] (0:11.78)	0:47.46 [9] (0:11.77)	0:35.69 [9] (0:12.11)	0:23.58 [9] (0:11.75)	0:11.83 [8] (0:11.83)						
Average Speed [km/h]	47.0	62.9	61.2	61.4	59.4	61.4	61.0						
Top Speed [km/h]	62.6	64.1	62.1	62.3	62.6	63.3	63.3						
Avg. Dist. to Rail [m]	2.5	1.2	0.6	0.2	0.7	0.7	1.2						
Avg. Stride Freq. [Hz]	2.2	2.3	2.3	2.3	2.2	2.3	2.3						
Avg. Stride Length [m]	5.7	7.4	7.4	7.4	7.2	7.4	7.4						



- [ ] Ranking at each section and finish
- .-.- No data available at this section
- NA No data available



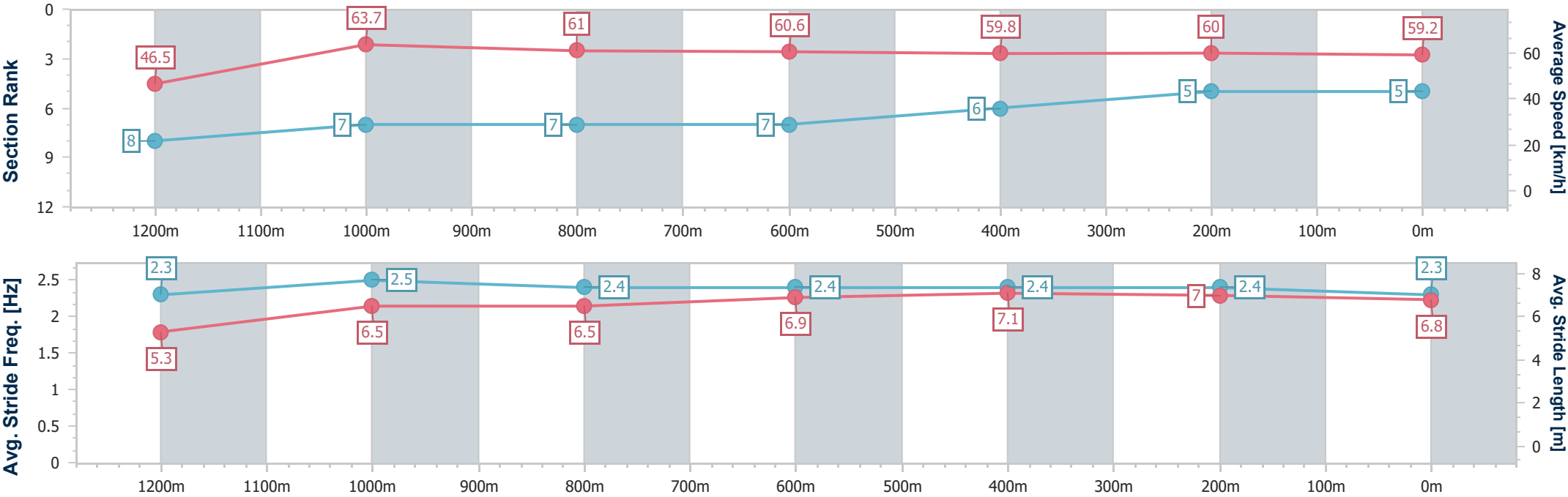
Horse/Jockey Name	Pretty Little Lass
Final Rank	5
Fastest Section Time (Section)	0:11.30 (1200m)
Top Speed [km/h] (Section)	64.7 (1200m)
Race State	Finished



IpswichProfessional  
Race 5: TEMPUS TWO Fillies and Mares RATINGS BAND 0 - 58  
Handicap - 1350m  
27 October 2025 - 11:35  
Track Rating: Soft 7, Weather: Fine, Rail Position: +4.5m Entire



Section	Overall	1200m	1000m	800m	600m	400m	200m						
Section Times	1:22.38 [5] (0:11.61)	1:10.77 [8] (0:11.30)	0:59.47 [7] (0:11.73)	0:47.74 [7] (0:11.78)	0:35.96 [7] (0:11.87)	0:24.09 [6] (0:11.91)	0:12.18 [5] (0:12.18)						
Average Speed [km/h]	46.5	63.7	61.0	60.6	59.8	60.0	59.2						
Top Speed [km/h]	63.0	64.7	62.8	61.3	61.4	60.6	59.9						
Avg. Dist. to Rail [m]	0.8	0.7	1.4	2.8	3.0	1.8	1.4						
Avg. Stride Freq. [Hz]	2.3	2.5	2.4	2.4	2.4	2.4	2.3						
Avg. Stride Length [m]	5.3	6.5	6.5	6.9	7.1	7.0	6.8						







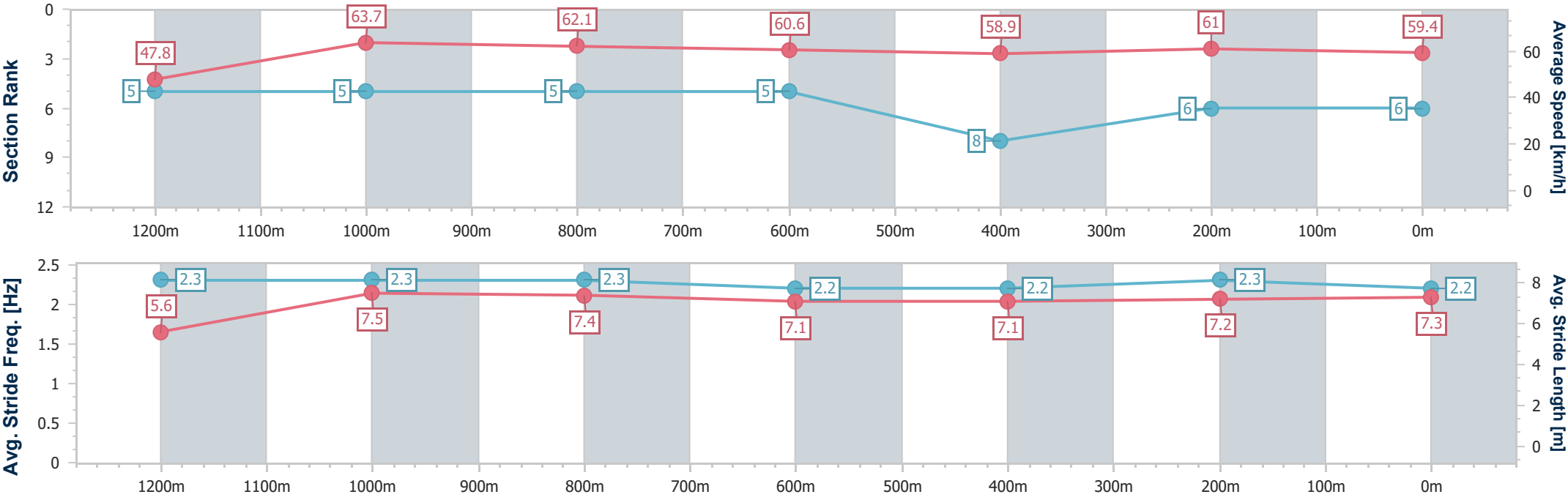
Horse/Jockey Name	Good Philly
Final Rank	6
Fastest Section Time (Section)	0:11.30 (1200m)
Top Speed [km/h] (Section)	64.5 (1200m)
Race State	Finished



IpswichProfessional  
Race 5: TEMPUS TWO Fillies and Mares RATINGS BAND 0 - 58  
Handicap - 1350m  
27 October 2025 - 11:35  
Track Rating: Soft 7, Weather: Fine, Rail Position: +4.5m Entire



Section	Overall	1200m	1000m	800m	600m	400m	200m						
Section Times	1:22.41 [6] (0:11.31)	1:11.10 [5] (0:11.30)	0:59.80 [5] (0:11.60)	0:48.20 [5] (0:11.91)	0:36.29 [5] (0:12.28)	0:24.01 [8] (0:11.90)	0:12.11 [6] (0:12.11)						
Average Speed [km/h]	47.8	63.7	62.1	60.6	58.9	61.0	59.4						
Top Speed [km/h]	63.6	64.5	63.5	60.9	60.5	61.5	60.8						
Avg. Dist. to Rail [m]	6.7	2.1	0.9	0.3	0.7	2.2	4.0						
Avg. Stride Freq. [Hz]	2.3	2.3	2.3	2.2	2.2	2.3	2.2						
Avg. Stride Length [m]	5.6	7.5	7.4	7.1	7.1	7.2	7.3						



- [ ] Ranking at each section and finish
- .-.- No data available at this section
- NA No data available



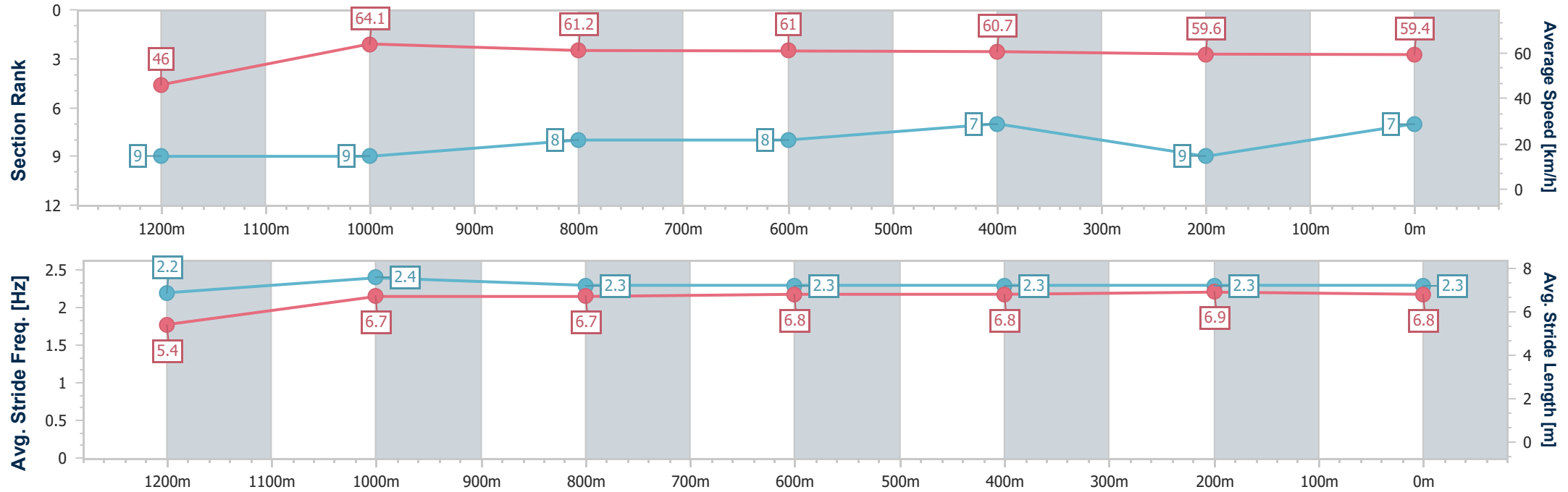
Horse/Jockey Name	Techna
Final Rank	7
Fastest Section Time (Section)	0:11.23 (1200m)
Top Speed [km/h] (Section)	64.8 (1200m)
Race State	Finished



IpswichProfessional  
Race 5: TEMPUS TWO Fillies and Mares RATINGS BAND 0 - 58  
Handicap - 1350m  
27 October 2025 - 11:35  
Track Rating: Soft 7, Weather: Fine, Rail Position: +4.5m Entire



Section	Overall	1200m	1000m	800m	600m	400m	200m						
Section Times	1:22.48 [7] (0:11.78)	1:10.70 [9] (0:11.23)	0:59.47 [9] (0:11.72)	0:47.75 [8] (0:11.75)	0:36.00 [8] (0:11.87)	0:24.13 [7] (0:12.06)	0:12.07 [9] (0:12.07)						
Average Speed [km/h]	46.0	64.1	61.2	61.0	60.7	59.6	59.4						
Top Speed [km/h]	62.9	64.8	63.6	61.5	62.0	60.9	60.4						
Avg. Dist. to Rail [m]	3.5	0.4	0.3	0.8	0.3	0.9	1.4						
Avg. Stride Freq. [Hz]	2.2	2.4	2.3	2.3	2.3	2.3	2.3						
Avg. Stride Length [m]	5.4	6.7	6.7	6.8	6.8	6.9	6.8						



- [ ] Ranking at each section and finish
- .-.- No data available at this section
- NA No data available



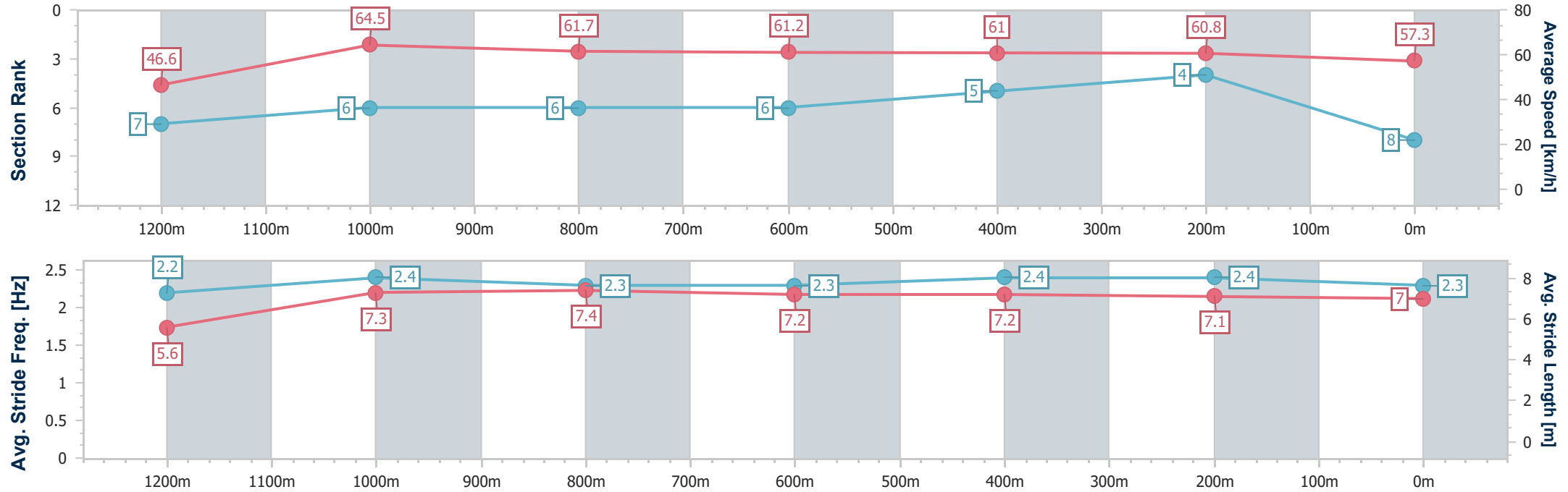
Horse/Jockey Name	Wexford Miss
Final Rank	8
Fastest Section Time (Section)	0:11.20 (1200m)
Top Speed [km/h] (Section)	65.8 (1200m)
Race State	Finished



IpswichProfessional  
Race 5: TEMPUS TWO Fillies and Mares RATINGS BAND 0 - 58  
Handicap - 1350m  
27 October 2025 - 11:35  
Track Rating: Soft 7, Weather: Fine, Rail Position: +4.5m Entire



Section	Overall	1200m	1000m	800m	600m	400m	200m						
Section Times	1:22.67 [8] (0:11.61)	1:11.06 [7] (0:11.20)	0:59.86 [6] (0:11.69)	0:48.17 [6] (0:11.79)	0:36.38 [6] (0:11.86)	0:24.52 [5] (0:11.96)	0:12.56 [4] (0:12.56)						
Average Speed [km/h]	46.6	64.5	61.7	61.2	61.0	60.8	57.3						
Top Speed [km/h]	62.6	65.8	63.1	61.9	62.5	61.7	60.4						
Avg. Dist. to Rail [m]	6.5	2.3	1.0	0.5	1.5	2.6	2.3						
Avg. Stride Freq. [Hz]	2.2	2.4	2.3	2.3	2.4	2.4	2.3						
Avg. Stride Length [m]	5.6	7.3	7.4	7.2	7.2	7.1	7.0						



[ ] Ranking at each section and finish  
-.-.- No data available at this section  
NA No data available



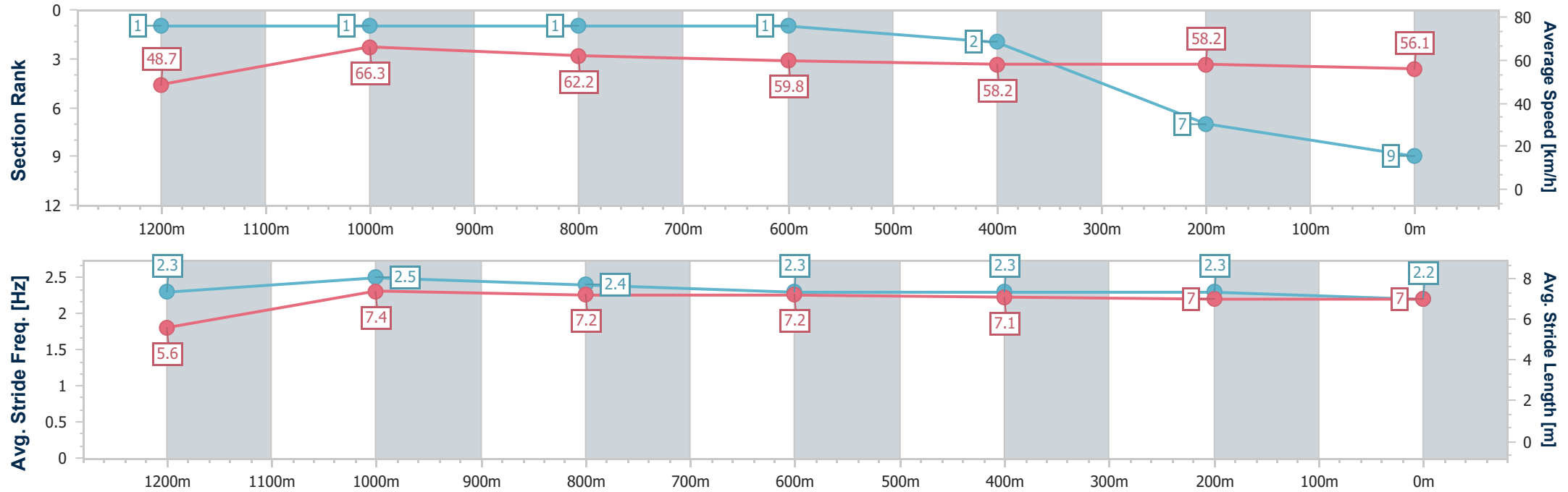
Horse/Jockey Name	Ace's In Bloom
Final Rank	9
Fastest Section Time (Section)	0:10.82 (1200m)
Top Speed [km/h] (Section)	68.4 (1200m)
Race State	Finished



IpswichProfessional  
Race 5: TEMPUS TWO Fillies and Mares RATINGS BAND 0 - 58  
Handicap - 1350m  
27 October 2025 - 11:35  
Track Rating: Soft 7, Weather: Fine, Rail Position: +4.5m Entire



Section	Overall	1200m	1000m	800m	600m	400m	200m						
Section Times	1:23.15 [9] (0:11.10)	1:12.05 [1] (0:10.82)	1:01.23 [1] (0:11.60)	0:49.63 [1] (0:12.09)	0:37.54 [1] (0:12.34)	0:25.20 [2] (0:12.35)	0:12.85 [7] (0:12.85)						
Average Speed [km/h]	48.7	66.3	62.2	59.8	58.2	58.2	56.1						
Top Speed [km/h]	66.3	68.4	64.2	60.6	58.7	58.6	58.5						
Avg. Dist. to Rail [m]	4.5	1.6	0.7	0.3	0.3	0.4	0.5						
Avg. Stride Freq. [Hz]	2.3	2.5	2.4	2.3	2.3	2.3	2.2						
Avg. Stride Length [m]	5.6	7.4	7.2	7.2	7.1	7.0	7.0						





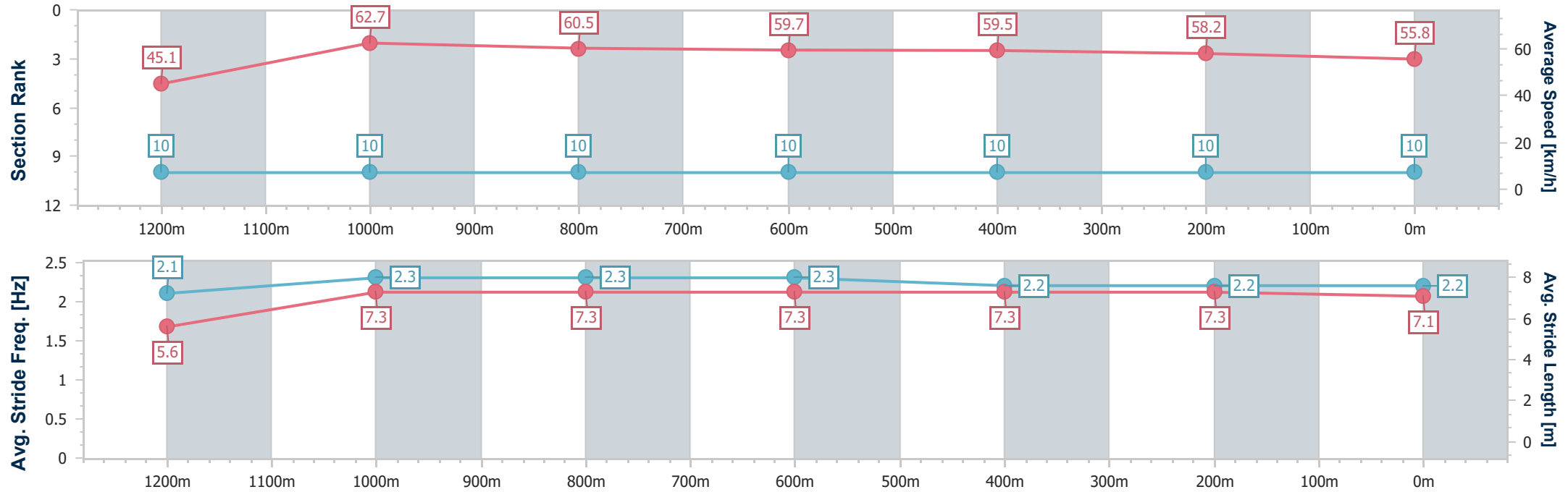
Horse/Jockey Name	Sakura Magic
Final Rank	10
Fastest Section Time (Section)	0:11.50 (1200m)
Top Speed [km/h] (Section)	63.6 (1200m)
Race State	Finished



IpswichProfessional  
Race 5: TEMPUS TWO Fillies and Mares RATINGS BAND 0 - 58  
Handicap - 1350m  
27 October 2025 - 11:35  
Track Rating: Soft 7, Weather: Fine, Rail Position: +4.5m Entire



Section	Overall	1200m	1000m	800m	600m	400m	200m						
Section Times	1:24.74 [10] (0:12.01)	1:12.73 [10] (0:11.50)	1:01.23 [10] (0:11.89)	0:49.34 [10] (0:12.08)	0:37.26 [10] (0:12.07)	0:25.19 [10] (0:12.25)	0:12.94 [10] (0:12.94)						
Average Speed [km/h]	45.1	62.7	60.5	59.7	59.5	58.2	55.8						
Top Speed [km/h]	61.1	63.6	62.6	60.3	60.1	58.9	57.5						
Avg. Dist. to Rail [m]	4.8	0.4	0.7	0.8	1.0	2.7	2.9						
Avg. Stride Freq. [Hz]	2.1	2.3	2.3	2.3	2.2	2.2	2.2						
Avg. Stride Length [m]	5.6	7.3	7.3	7.3	7.3	7.3	7.1						





# IpswichProfessional

## Race 6: GREAT NORTHERN Maiden Plate - 1350m

27 October 2025 - 12:05



Track Rating: Soft 7, Weather: Fine, Rail Position: +4.5m Entire

Section					Overall	1200m	1000m	800m	600m	400m	Last 600m		
Field Times					1:22.70 (0:11.19)	1:11.51 (0:11.58)	0:59.93 (0:11.95)	0:47.98 (0:12.20)	0:35.78 (0:12.32)	0:23.46 (0:11.80)	0:35.78		
Rank	TAB	Horse/Jockey	Barrier	Top Speed [km/h]	Fastest Section								Distance Travelled [m]
1	5	SUBTERRAIN	4	64.5	0:11.29	1:22.70 [1]	1:11.41 [2]	0:59.84 [2]	0:47.85 [2]	0:35.74 [2]	0:23.42 [2]	0:35.74	
		Ryan Maloney		400m	Overall	(0:11.29)	(0:11.57)	(0:11.99)	(0:12.11)	(0:12.32)	(0:11.76)		
2	9	MEADOWBROOK	1	64.0	0:11.19	1:22.87 [2]	1:11.68 [1]	1:00.10 [1]	0:48.15 [1]	0:35.95 [1]	0:23.63 [1]	0:35.95	-2
		Daniel Moor		Overall	Overall	(0:11.19)	(0:11.58)	(0:11.95)	(0:12.20)	(0:12.32)	(0:11.82)		
3	1	CHICAGO KING	9	64.1	0:11.42	1:22.93 [3]	1:11.20 [8]	0:59.53 [8]	0:47.55 [8]	0:35.47 [8]	0:23.15 [7]	0:35.47	-2
		Dylan Turner		200m	200m	(0:11.73)	(0:11.67)	(0:11.98)	(0:12.08)	(0:12.32)	(0:11.73)		
4	8	LAAN	3	62.7	0:11.32	1:23.02 [4]	1:11.70 [3]	0:59.99 [3]	0:47.95 [4]	0:35.80 [5]	0:23.46 [5]	0:35.80	+1
		Angela Jones		1200m	Overall	(0:11.32)	(0:11.71)	(0:12.04)	(0:12.15)	(0:12.34)	(0:11.82)		
5	14	VAN DE BAN	5	62.5	0:11.52	1:23.21 [5]	1:11.69 [5]	0:59.94 [6]	0:47.87 [7]	0:35.76 [7]	0:23.42 [8]	0:35.76	+1
		Damien Thornton		1200m	Overall	(0:11.52)	(0:11.75)	(0:12.07)	(0:12.11)	(0:12.34)	(0:11.80)		
6	12	VICTOIRE D'AMOUR	2	63.8	0:11.52	1:23.21 [6]	1:11.68 [6]	1:00.16 [4]	0:48.12 [5]	0:36.01 [4]	0:23.69 [4]	0:36.01	-2
		Olivia Webb		1200m	1200m	(0:11.53)	(0:11.52)	(0:12.04)	(0:12.11)	(0:12.32)	(0:11.78)		
7	2	ENIDZEL	7	62.6	0:11.63	1:23.34 [7]	1:11.71 [7]	1:00.03 [7]	0:48.03 [6]	0:35.95 [6]	0:23.62 [6]	0:35.95	+3
		Dale Smith		200m	Overall	(0:11.63)	(0:11.68)	(0:12.00)	(0:12.08)	(0:12.33)	(0:11.94)		
8	10	MONAROMA	6	63.8	0:11.48	1:24.65 [8]	1:13.17 [4]	1:01.56 [5]	0:49.71 [3]	0:37.56 [3]	0:25.21 [3]	0:37.56	+4
		Georgina Cartwright		1200m	Overall	(0:11.48)	(0:11.61)	(0:11.85)	(0:12.15)	(0:12.35)	(0:12.31)		

Scratched: Global (#3), Majestic Louvre (#4), Kobability (#7), Stromboli Delight (#11), Clive's Glory (#13), Nightline (#15), Bodbod (#6)



# IpswichProfessional

## Race 6: GREAT NORTHERN Maiden Plate - 1350m

27 October 2025 - 12:05



Track Rating: Soft 7, Weather: Fine, Rail Position: +4.5m Entire

Section Field Times				200m 0:11.66 (0:11.66)		Last 600m 0:35.78			
Rank	TAB	Horse/Jockey	Barrier	Top Speed [km/h]	Fastest Section	Margin			Distance Travelled [m]
1	5	SUBTERRAIN	4	64.5	0:11.29	0:11.66 [1]	1:22.70		0:35.74
		Ryan Maloney		400m	Overall	(0:11.66)			
2	9	MEADOWBROOK	1	64.0	0:11.19	0:11.81 [2]	0.99L		0:35.95 -2
		Daniel Moor		Overall	Overall	(0:11.81)			
3	1	CHICAGO KING	9	64.1	0:11.42	0:11.42 [5]	1.35L		0:35.47 -2
		Dylan Turner		200m	200m	(0:11.42)			
4	8	LAAN	3	62.7	0:11.32	0:11.64 [4]	1.91L		0:35.80 +1
		Angela Jones		1200m	Overall	(0:11.64)			
5	14	VAN DE BAN	5	62.5	0:11.52	0:11.62 [6]	3.01L		0:35.76 +1
		Damien Thornton		1200m	Overall	(0:11.62)			
6	12	VICTOIRE D'AMOUR	2	63.8	0:11.52	0:11.91 [3]	3.03L		0:36.01 -2
		Olivia Webb		1200m	1200m	(0:11.91)			
7	2	ENIDZEL	7	62.6	0:11.63	0:11.68 [7]	3.78L		0:35.95 +3
		Dale Smith		200m	Overall	(0:11.68)			
8	10	MONAROMA	6	63.8	0:11.48	0:12.90 [8]	11.5L		0:37.56 +4
		Georgina Cartwright		1200m	Overall	(0:12.90)			

Scratched: Global (#3), Majestic Louvre (#4), Kobability (#7), Stromboli Delight (#11), Clive's Glory (#13), Nightline (#15), Bodbod (#6)



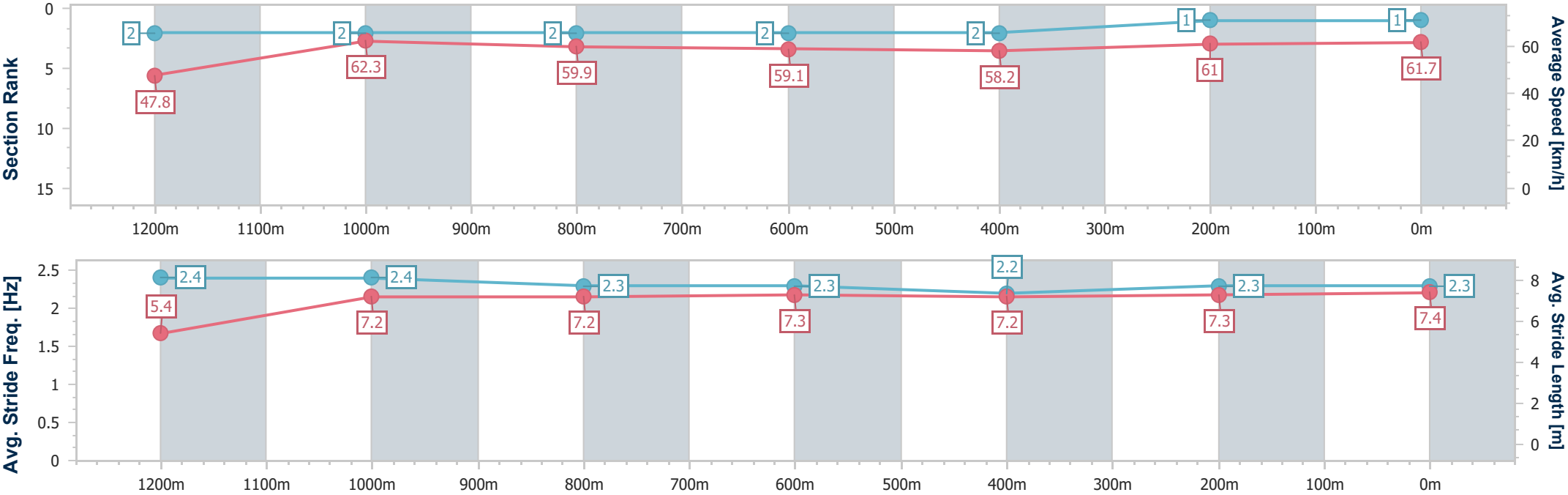
Horse/Jockey Name	Subterrain
Final Rank	1
Fastest Section Time (Section)	0:11.29 (Overall)
Top Speed [km/h] (Section)	64.5 (400m)
Race State	Finished



IpswichProfessional  
Race 6: GREAT NORTHERN Maiden Plate - 1350m  
27 October 2025 - 12:05  
Track Rating: Soft 7, Weather: Fine, Rail Position: +4.5m Entire



Section	Overall	1200m	1000m	800m	600m	400m	200m						
Section Times	1:22.70 [1] (0:11.29)	1:11.41 [2] (0:11.57)	0:59.84 [2] (0:11.99)	0:47.85 [2] (0:12.11)	0:35.74 [2] (0:12.32)	0:23.42 [2] (0:11.76)	0:11.66 [1] (0:11.66)						
Average Speed [km/h]	47.8	62.3	59.9	59.1	58.2	61.0	61.7						
Top Speed [km/h]	63.3	64.0	60.4	60.1	59.4	64.5	63.1						
Avg. Dist. to Rail [m]	1.4	0.7	1.0	1.4	1.3	0.5	0.4						
Avg. Stride Freq. [Hz]	2.4	2.4	2.3	2.3	2.2	2.3	2.3						
Avg. Stride Length [m]	5.4	7.2	7.2	7.3	7.2	7.3	7.4						







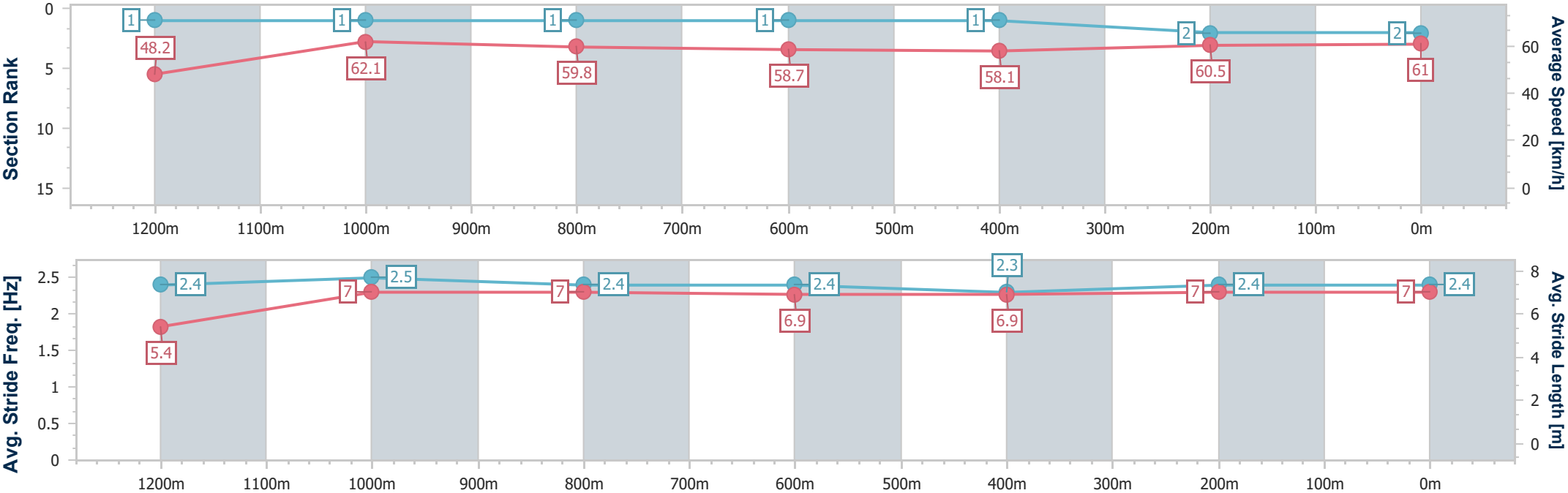
Horse/Jockey Name	Meadowbrook
Final Rank	2
Fastest Section Time (Section)	0:11.19 (Overall)
Top Speed [km/h] (Section)	64.0 (Overall)
Race State	Finished



IpswichProfessional  
Race 6: GREAT NORTHERN Maiden Plate - 1350m  
27 October 2025 - 12:05  
Track Rating: Soft 7, Weather: Fine, Rail Position: +4.5m Entire



Section	Overall	1200m	1000m	800m	600m	400m	200m						
Section Times	1:22.87 [2] (0:11.19)	1:11.68 [1] (0:11.58)	1:00.10 [1] (0:11.95)	0:48.15 [1] (0:12.20)	0:35.95 [1] (0:12.32)	0:23.63 [1] (0:11.82)	0:11.81 [2] (0:11.81)						
Average Speed [km/h]	48.2	62.1	59.8	58.7	58.1	60.5	61.0						
Top Speed [km/h]	64.0	63.9	61.1	60.5	59.4	62.1	62.3						
Avg. Dist. to Rail [m]	0.8	1.0	1.7	2.1	1.9	1.0	0.8						
Avg. Stride Freq. [Hz]	2.4	2.5	2.4	2.4	2.3	2.4	2.4						
Avg. Stride Length [m]	5.4	7.0	7.0	6.9	6.9	7.0	7.0						





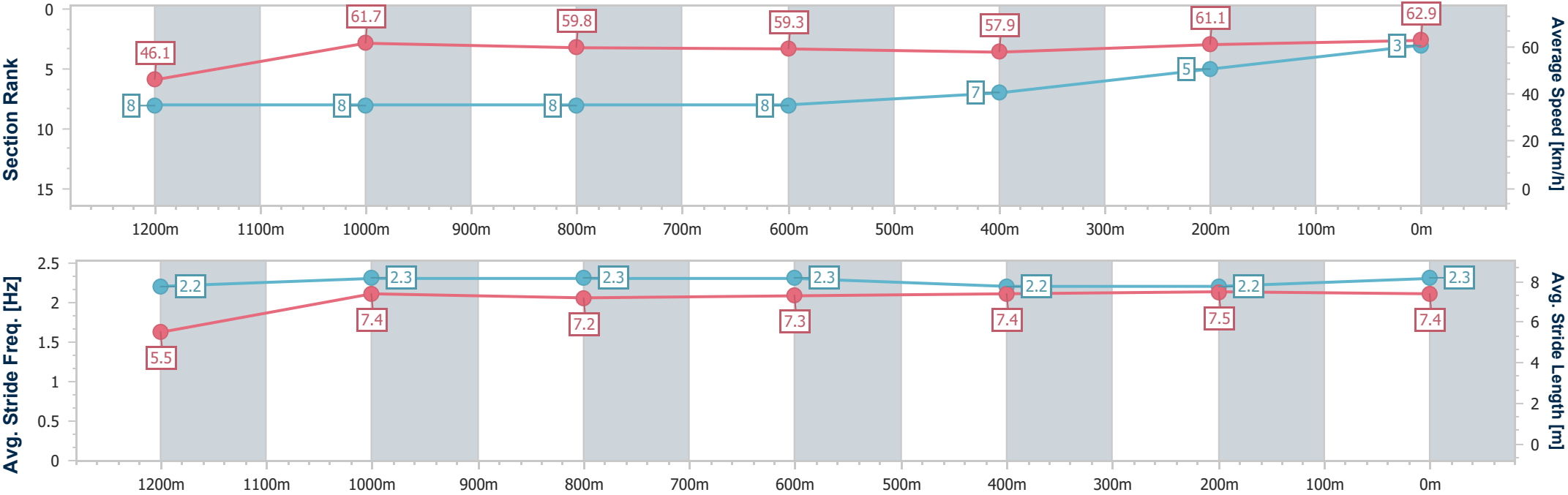
Horse/Jockey Name	Chicago King
Final Rank	3
Fastest Section Time (Section)	0:11.42 (200m)
Top Speed [km/h] (Section)	64.1 (200m)
Race State	Finished



IpswichProfessional  
Race 6: GREAT NORTHERN Maiden Plate - 1350m  
27 October 2025 - 12:05  
Track Rating: Soft 7, Weather: Fine, Rail Position: +4.5m Entire



Section	Overall	1200m	1000m	800m	600m	400m	200m						
Section Times	1:22.93 [3] (0:11.73)	1:11.20 [8] (0:11.67)	0:59.53 [8] (0:11.98)	0:47.55 [8] (0:12.08)	0:35.47 [8] (0:12.32)	0:23.15 [7] (0:11.73)	0:11.42 [5] (0:11.42)						
Average Speed [km/h]	46.1	61.7	59.8	59.3	57.9	61.1	62.9						
Top Speed [km/h]	60.2	62.5	61.2	59.9	58.8	62.3	64.1						
Avg. Dist. to Rail [m]	6.0	1.2	1.3	1.7	1.9	1.9	1.2						
Avg. Stride Freq. [Hz]	2.2	2.3	2.3	2.3	2.2	2.2	2.3						
Avg. Stride Length [m]	5.5	7.4	7.2	7.3	7.4	7.5	7.4						





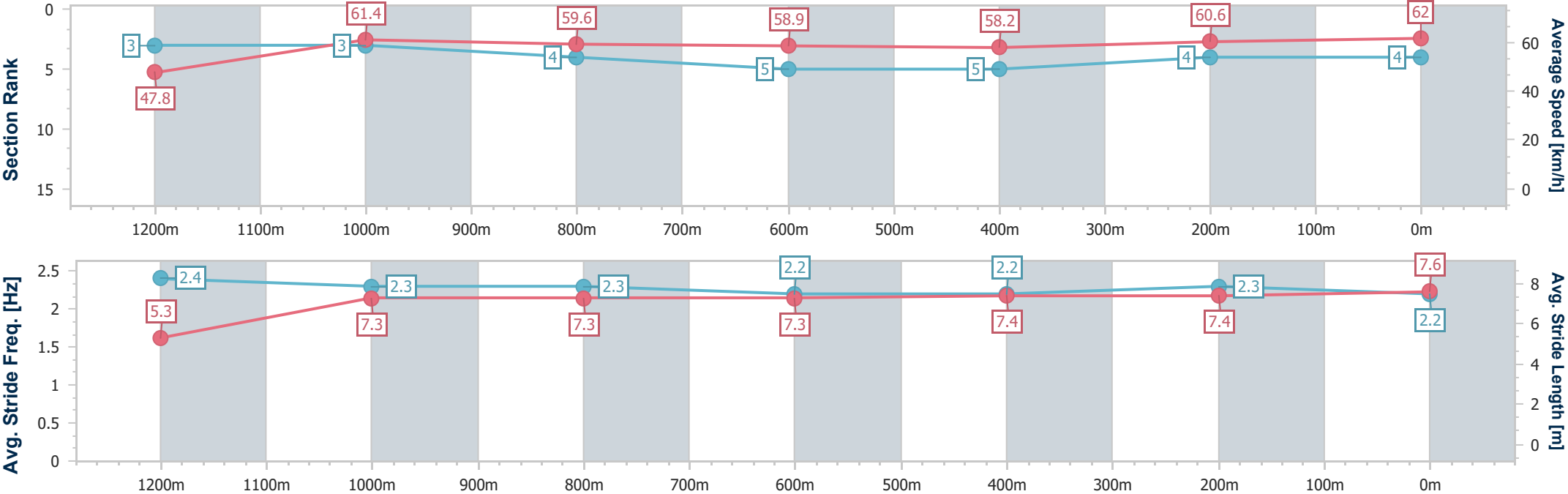
Horse/Jockey Name	Laan
Final Rank	4
Fastest Section Time (Section)	0:11.32 (Overall)
Top Speed [km/h] (Section)	62.7 (1200m)
Race State	Finished



IpswichProfessional  
Race 6: GREAT NORTHERN Maiden Plate - 1350m  
27 October 2025 - 12:05  
Track Rating: Soft 7, Weather: Fine, Rail Position: +4.5m Entire



Section	Overall	1200m	1000m	800m	600m	400m	200m						
Section Times	1:23.02 [4] (0:11.32)	1:11.70 [3] (0:11.71)	0:59.99 [3] (0:12.04)	0:47.95 [4] (0:12.15)	0:35.80 [5] (0:12.34)	0:23.46 [5] (0:11.82)	0:11.64 [4] (0:11.64)						
Average Speed [km/h]	47.8	61.4	59.6	58.9	58.2	60.6	62.0						
Top Speed [km/h]	62.4	62.7	60.3	60.0	59.1	62.0	62.1						
Avg. Dist. to Rail [m]	1.3	0.6	0.8	1.2	0.9	0.7	2.5						
Avg. Stride Freq. [Hz]	2.4	2.3	2.3	2.2	2.2	2.3	2.2						
Avg. Stride Length [m]	5.3	7.3	7.3	7.3	7.4	7.4	7.6						





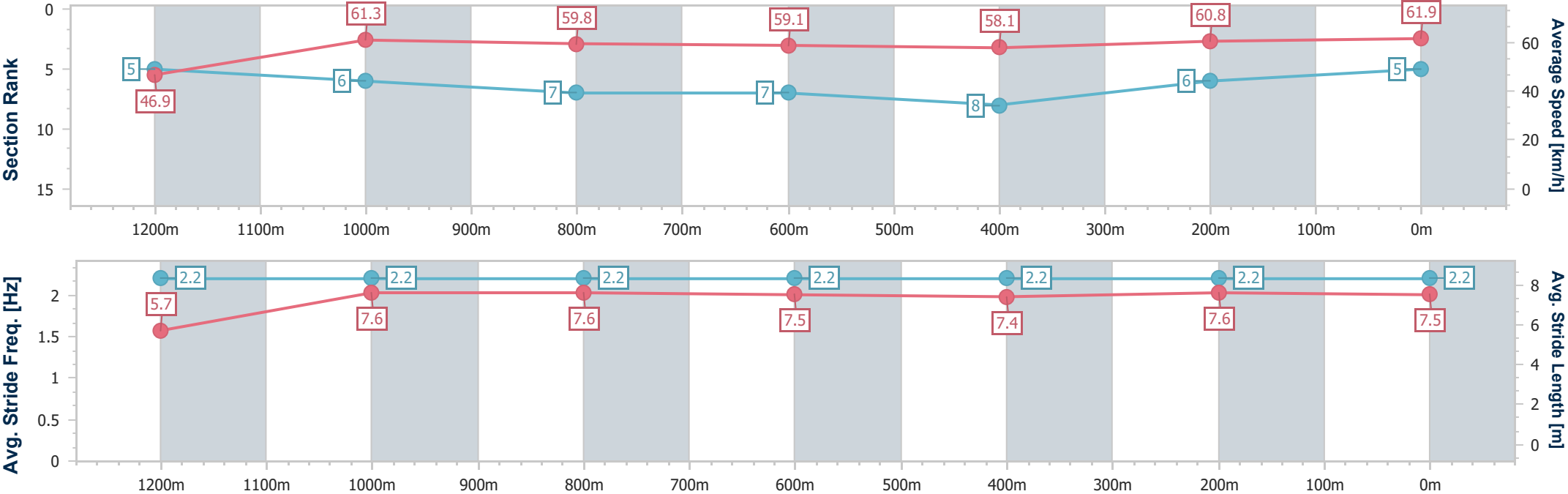
Horse/Jockey Name	Van De Ban
Final Rank	5
Fastest Section Time (Section)	0:11.52 (Overall)
Top Speed [km/h] (Section)	62.5 (1200m)
Race State	Finished



IpswichProfessional  
Race 6: GREAT NORTHERN Maiden Plate - 1350m  
27 October 2025 - 12:05  
Track Rating: Soft 7, Weather: Fine, Rail Position: +4.5m Entire



Section	Overall	1200m	1000m	800m	600m	400m	200m						
Section Times	1:23.21 [5] (0:11.52)	1:11.69 [5] (0:11.75)	0:59.94 [6] (0:12.07)	0:47.87 [7] (0:12.11)	0:35.76 [7] (0:12.34)	0:23.42 [8] (0:11.80)	0:11.62 [6] (0:11.62)						
Average Speed [km/h]	46.9	61.3	59.8	59.1	58.1	60.8	61.9						
Top Speed [km/h]	62.4	62.5	60.4	59.8	58.3	61.8	62.1						
Avg. Dist. to Rail [m]	3.2	1.1	0.5	0.8	1.0	0.8	0.8						
Avg. Stride Freq. [Hz]	2.2	2.2	2.2	2.2	2.2	2.2	2.2						
Avg. Stride Length [m]	5.7	7.6	7.6	7.5	7.4	7.6	7.5						





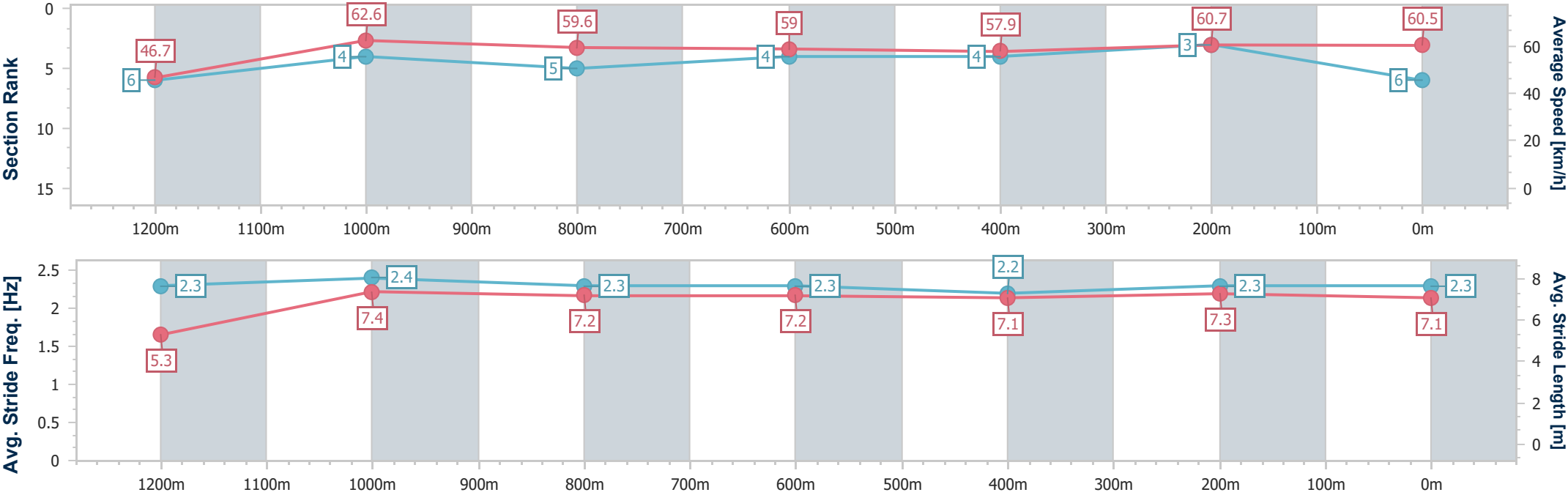
Horse/Jockey Name	Victoire D'amour
Final Rank	6
Fastest Section Time (Section)	0:11.52 (1200m)
Top Speed [km/h] (Section)	63.8 (1200m)
Race State	Finished



IpswichProfessional  
Race 6: GREAT NORTHERN Maiden Plate - 1350m  
27 October 2025 - 12:05  
Track Rating: Soft 7, Weather: Fine, Rail Position: +4.5m Entire



Section	Overall	1200m	1000m	800m	600m	400m	200m						
Section Times	1:23.21 [6] (0:11.53)	1:11.68 [6] (0:11.52)	1:00.16 [4] (0:12.04)	0:48.12 [5] (0:12.11)	0:36.01 [4] (0:12.32)	0:23.69 [4] (0:11.78)	0:11.91 [3] (0:11.91)						
Average Speed [km/h]	46.7	62.6	59.6	59.0	57.9	60.7	60.5						
Top Speed [km/h]	62.3	63.8	60.1	59.7	59.4	62.1	62.0						
Avg. Dist. to Rail [m]	1.0	0.6	1.1	1.7	2.0	1.4	1.5						
Avg. Stride Freq. [Hz]	2.3	2.4	2.3	2.3	2.2	2.3	2.3						
Avg. Stride Length [m]	5.3	7.4	7.2	7.2	7.1	7.3	7.1						





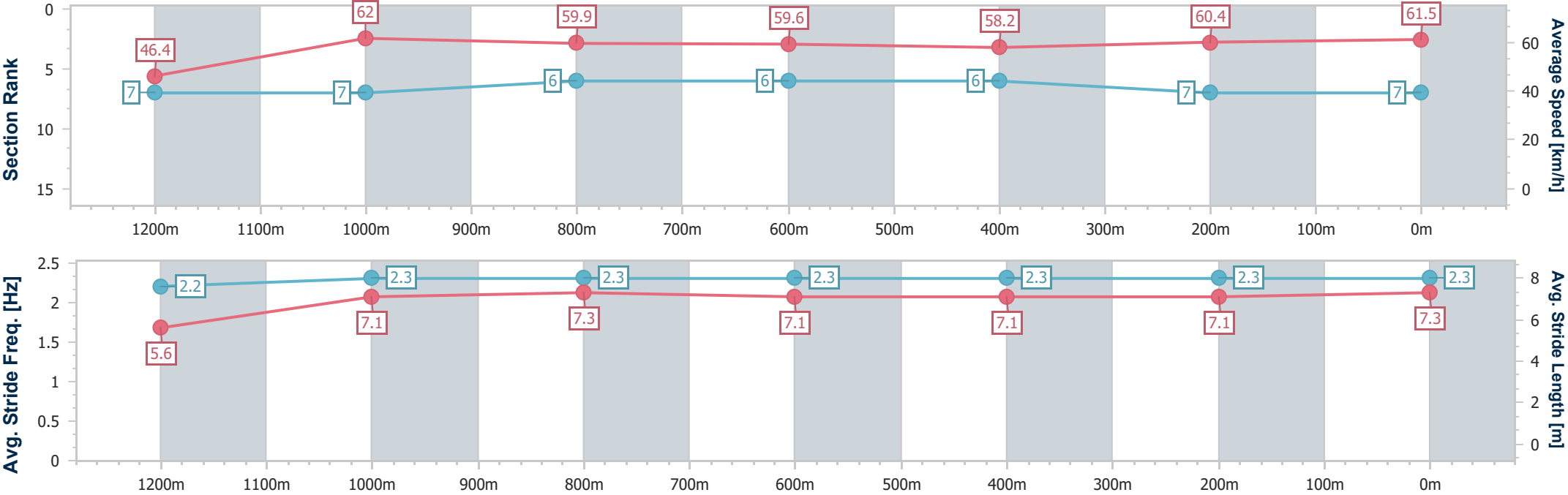
Horse/Jockey Name	Enidzel
Final Rank	7
Fastest Section Time (Section)	0:11.63 (Overall)
Top Speed [km/h] (Section)	62.6 (200m)
Race State	Finished



IpswichProfessional  
Race 6: GREAT NORTHERN Maiden Plate - 1350m  
27 October 2025 - 12:05  
Track Rating: Soft 7, Weather: Fine, Rail Position: +4.5m Entire



Section	Overall	1200m	1000m	800m	600m	400m	200m						
Section Times	1:23.34 [7] (0:11.63)	1:11.71 [7] (0:11.68)	1:00.03 [7] (0:12.00)	0:48.03 [6] (0:12.08)	0:35.95 [6] (0:12.33)	0:23.62 [6] (0:11.94)	0:11.68 [7] (0:11.68)						
Average Speed [km/h]	46.4	62.0	59.9	59.6	58.2	60.4	61.5						
Top Speed [km/h]	61.6	62.6	61.8	60.4	59.1	62.5	62.6						
Avg. Dist. to Rail [m]	5.1	3.0	1.1	0.5	0.5	1.3	3.7						
Avg. Stride Freq. [Hz]	2.2	2.3	2.3	2.3	2.3	2.3	2.3						
Avg. Stride Length [m]	5.6	7.1	7.3	7.1	7.1	7.1	7.3						





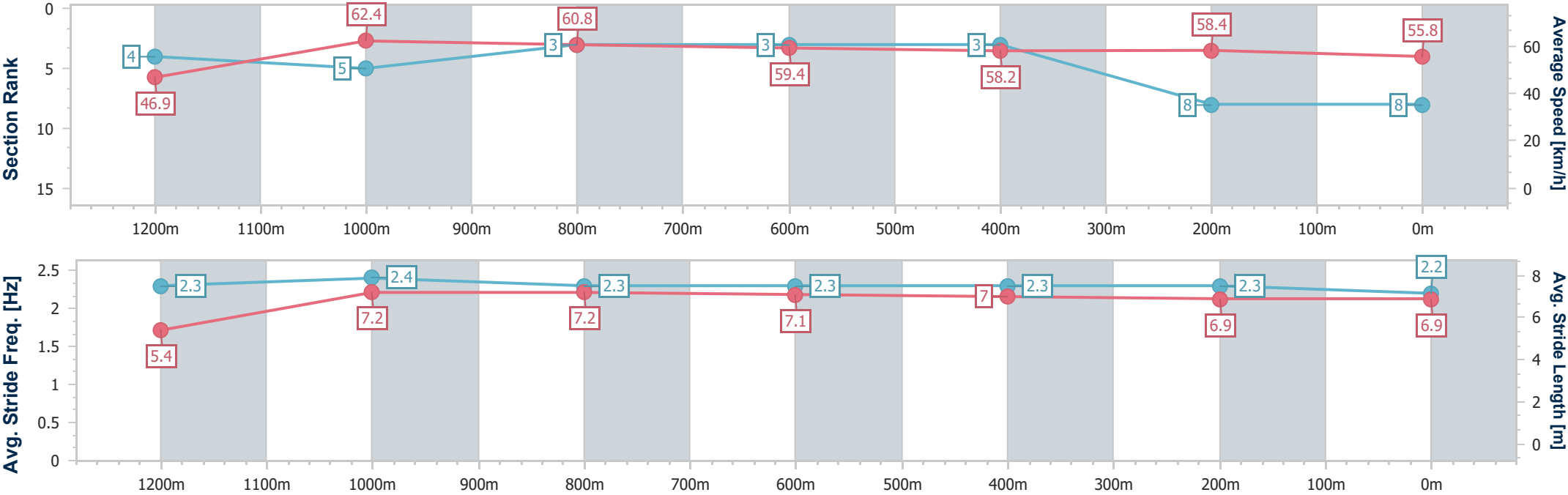
Horse/Jockey Name	Monaroma
Final Rank	8
Fastest Section Time (Section)	0:11.48 (Overall)
Top Speed [km/h] (Section)	63.8 (1200m)
Race State	Finished



IpswichProfessional  
Race 6: GREAT NORTHERN Maiden Plate - 1350m  
27 October 2025 - 12:05  
Track Rating: Soft 7, Weather: Fine, Rail Position: +4.5m Entire



Section	Overall	1200m	1000m	800m	600m	400m	200m						
Section Times	1:24.65 [8] (0:11.48)	1:13.17 [4] (0:11.61)	1:01.56 [5] (0:11.85)	0:49.71 [3] (0:12.15)	0:37.56 [3] (0:12.35)	0:25.21 [3] (0:12.31)	0:12.90 [8] (0:12.90)						
Average Speed [km/h]	46.9	62.4	60.8	59.4	58.2	58.4	55.8						
Top Speed [km/h]	62.4	63.8	61.8	60.4	58.7	60.0	59.0						
Avg. Dist. to Rail [m]	4.3	2.8	1.4	0.4	0.3	0.7	2.6						
Avg. Stride Freq. [Hz]	2.3	2.4	2.3	2.3	2.3	2.3	2.2						
Avg. Stride Length [m]	5.4	7.2	7.2	7.1	7.0	6.9	6.9						





IpswichProfessional  
Race 7: MAGIC MILLIONS Colts, Geldings and Entires RATINGS BAND 0  
- 58 Handicap - 1350m  
27 October 2025 - 12:41



Track Rating: Soft 7, Weather: Fine, Rail Position: +4.5m Entire

Section		Overall				1200m	1000m	800m	600m	400m	Last 600m	
Field Times		1:22.52				1:11.48	0:59.68	0:47.62	0:35.41	0:23.61	0:35.41	
		(0:11.04)				(0:11.80)	(0:12.06)	(0:12.21)	(0:11.80)	(0:11.54)		
Rank	TAB	Horse/Jockey	Barrier	Top Speed [km/h]	Fastest Section							Distance Travelled [m]
1	3	CLUBHOUSE	8	63.9	0:11.39	1:22.52 [1]	1:10.59 [7]	0:58.79 [7]	0:46.68 [7]	0:34.72 [7]	0:22.97 [7]	0:34.72
		Andrew Mallyon		400m	400m	(0:11.93)	(0:11.80)	(0:12.11)	(0:11.96)	(0:11.75)	(0:11.39)	
2	13	KRUMAC	3	64.3	0:11.36	1:22.55 [2]	1:10.61 [8]	0:58.74 [8]	0:46.60 [8]	0:34.58 [8]	0:22.73 [8]	0:34.58 -1
		Damien Thornton		200m	400m	(0:11.94)	(0:11.87)	(0:12.14)	(0:12.02)	(0:11.85)	(0:11.36)	
3	10	BEE EXACT	5	62.9	0:11.04	1:22.60 [3]	1:11.56 [1]	0:59.76 [1]	0:47.70 [1]	0:35.49 [1]	0:23.69 [1]	0:35.49 -2
		Olivia Kendal		400m	Overall	(0:11.04)	(0:11.80)	(0:12.06)	(0:12.21)	(0:11.80)	(0:11.54)	
4	7	SWITCHBLADE	10	63.1	0:11.61	1:22.70 [4]	1:10.88 [6]	0:59.04 [6]	0:46.99 [6]	0:35.05 [5]	0:23.35 [4]	0:35.05 +3
		Mark Du Plessis		600m	400m	(0:11.82)	(0:11.84)	(0:12.05)	(0:11.94)	(0:11.70)	(0:11.61)	
5	11	XUANFENG	2	62.7	0:11.31	1:22.82 [5]	1:11.51 [3]	0:59.65 [3]	0:47.52 [3]	0:35.37 [3]	0:23.49 [3]	0:35.37 -1
		Daniel Moor		400m	Overall	(0:11.31)	(0:11.86)	(0:12.13)	(0:12.15)	(0:11.88)	(0:11.51)	
6	2	QUEST OF QUESTS	4	62.7	0:11.30	1:22.97 [6]	1:11.67 [2]	0:59.92 [2]	0:47.86 [2]	0:35.59 [2]	0:23.75 [2]	0:35.59 +2
		Cobi Vitler		400m	Overall	(0:11.30)	(0:11.75)	(0:12.06)	(0:12.27)	(0:11.84)	(0:11.63)	
7	6	KEEP IT LOKI	6	62.7	0:11.48	1:23.23 [7]	1:11.75 [4]	0:59.90 [5]	0:47.71 [5]	0:35.58 [5]	0:23.70 [6]	0:35.58 +2
		Jace McMurray		400m	Overall	(0:11.48)	(0:11.85)	(0:12.19)	(0:12.13)	(0:11.88)	(0:11.55)	
8	1	FUTURE SOLDIER	7	62.7	0:11.58	1:23.60 [8]	1:12.02 [5]	1:00.30 [4]	0:48.20 [4]	0:36.09 [4]	0:24.24 [5]	0:36.09 -2
		Kyle Wilson-Taylor		1200m	Overall	(0:11.58)	(0:11.72)	(0:12.10)	(0:12.11)	(0:11.85)	(0:11.70)	
9	8	FLYING ROTHE	9	62.3	0:11.90	1:24.33 [9]	1:12.37 [9]	1:00.26 [9]	0:48.17 [9]	0:36.26 [9]	0:24.36 [9]	0:36.26 +3
		Corey Sutherland		1000m	600m	(0:11.96)	(0:12.11)	(0:12.09)	(0:11.91)	(0:11.90)	(0:11.92)	

Scratched: Hakatere (#4), Roconono (#9), Jerome (#12), Sanctuary Storm (#5)





IpswichProfessional  
Race 7: MAGIC MILLIONS Colts, Geldings and Entires RATINGS BAND 0  
- 58 Handicap - 1350m  
27 October 2025 - 12:41



Track Rating: Soft 7, Weather: Fine, Rail Position: +4.5m Entire

Section Field Times				200m 0:12.07 (0:12.07)		Last 600m 0:35.41			
Rank	TAB	Horse/Jockey	Barrier	Top Speed [km/h]	Fastest Section	Margin			Distance Travelled [m]
1	3	CLUBHOUSE	8	63.9	0:11.39	0:11.58 [4]	1:22.52		0:34.72
		Andrew Mallyon		400m	400m	(0:11.58)			
2	13	KRUMAC	3	64.3	0:11.36	0:11.37 [8]	0.17L		0:34.58
		Damien Thornton		200m	400m	(0:11.37)			-1
3	10	BEE EXACT	5	62.9	0:11.04	0:12.15 [1]	0.44L		0:35.49
		Olivia Kendal		400m	Overall	(0:12.15)			-2
4	7	SWITCHBLADE	10	63.1	0:11.61	0:11.74 [5]	1.06L		0:35.05
		Mark Du Plessis		600m	400m	(0:11.74)			+3
5	11	XUANFENG	2	62.7	0:11.31	0:11.98 [2]	1.74L		0:35.37
		Daniel Moor		400m	Overall	(0:11.98)			-1
6	2	QUEST OF QUESTS	4	62.7	0:11.30	0:12.12 [3]	2.62L		0:35.59
		Cobi Vitler		400m	Overall	(0:12.12)			+2
7	6	KEEP IT LOKI	6	62.7	0:11.48	0:12.15 [7]	4.17L		0:35.58
		Jace McMurray		400m	Overall	(0:12.15)			+2
8	1	FUTURE SOLDIER	7	62.7	0:11.58	0:12.54 [6]	6.33L		0:36.09
		Kyle Wilson-Taylor		1200m	Overall	(0:12.54)			-2
9	8	FLYING ROTHE	9	62.3	0:11.90	0:12.44 [9]	10.66L		0:36.26
		Corey Sutherland		1000m	600m	(0:12.44)			+3

Scratched: Hakatere (#4), Roconono (#9), Jerome (#12), Sanctuary Storm (#5)



Horse/Jockey Name	Clubhouse
Final Rank	1
Fastest Section Time (Section)	0:11.39 (400m)
Top Speed [km/h] (Section)	63.9 (400m)
Race State	Finished

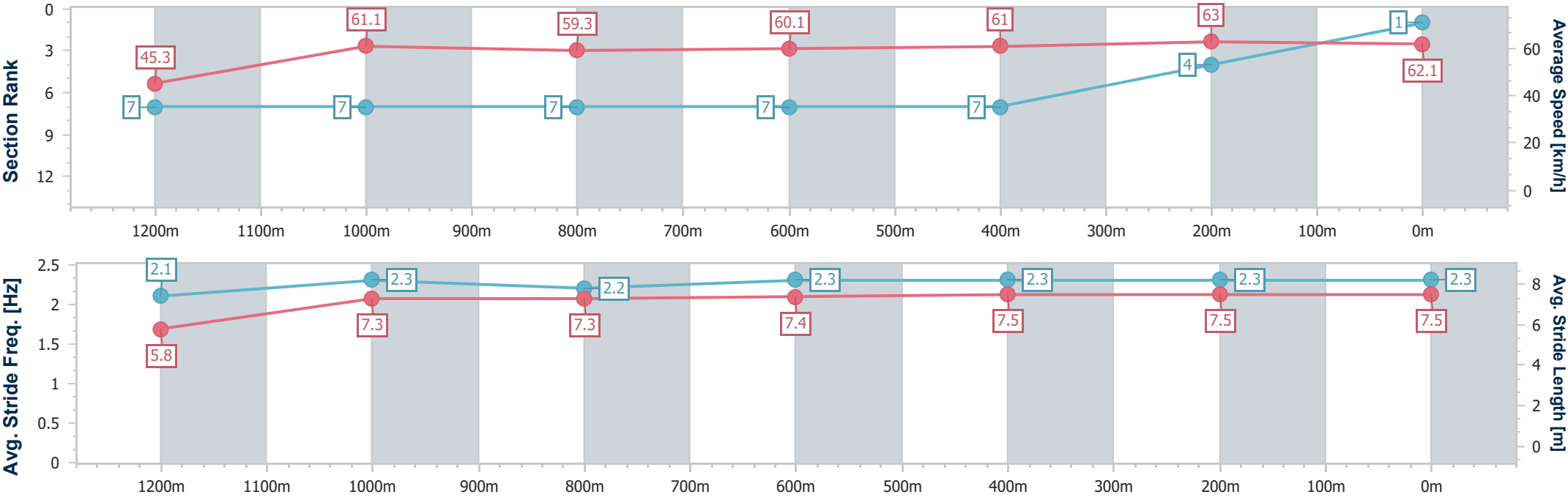


IpswichProfessional  
Race 7: MAGIC MILLIONS Colts, Geldings and Entires  
RATINGS BAND 0 - 58 Handicap - 1350m



27 October 2025 - 12:41  
Track Rating: Soft 7, Weather: Fine, Rail Position: +4.5m Entire

Section	Overall	1200m	1000m	800m	600m	400m	200m						
Section Times	1:22.52 [1] (0:11.93)	1:10.59 [7] (0:11.80)	0:58.79 [7] (0:12.11)	0:46.68 [7] (0:11.96)	0:34.72 [7] (0:11.75)	0:22.97 [7] (0:11.39)	0:11.58 [4] (0:11.58)						
Average Speed [km/h]	45.3	61.1	59.3	60.1	61.0	63.0	62.1						
Top Speed [km/h]	60.4	62.5	62.4	60.9	62.9	63.9	63.1						
Avg. Dist. to Rail [m]	3.8	0.8	0.6	0.8	0.9	0.6	0.5						
Avg. Stride Freq. [Hz]	2.1	2.3	2.2	2.3	2.3	2.3	2.3						
Avg. Stride Length [m]	5.8	7.3	7.3	7.4	7.5	7.5	7.5						



[ ] Ranking at each section and finish  
-.-.- No data available at this section  
NA No data available



Horse/Jockey Name	Krumac
Final Rank	2
Fastest Section Time (Section)	0:11.36 (400m)
Top Speed [km/h] (Section)	64.3 (200m)
Race State	Finished

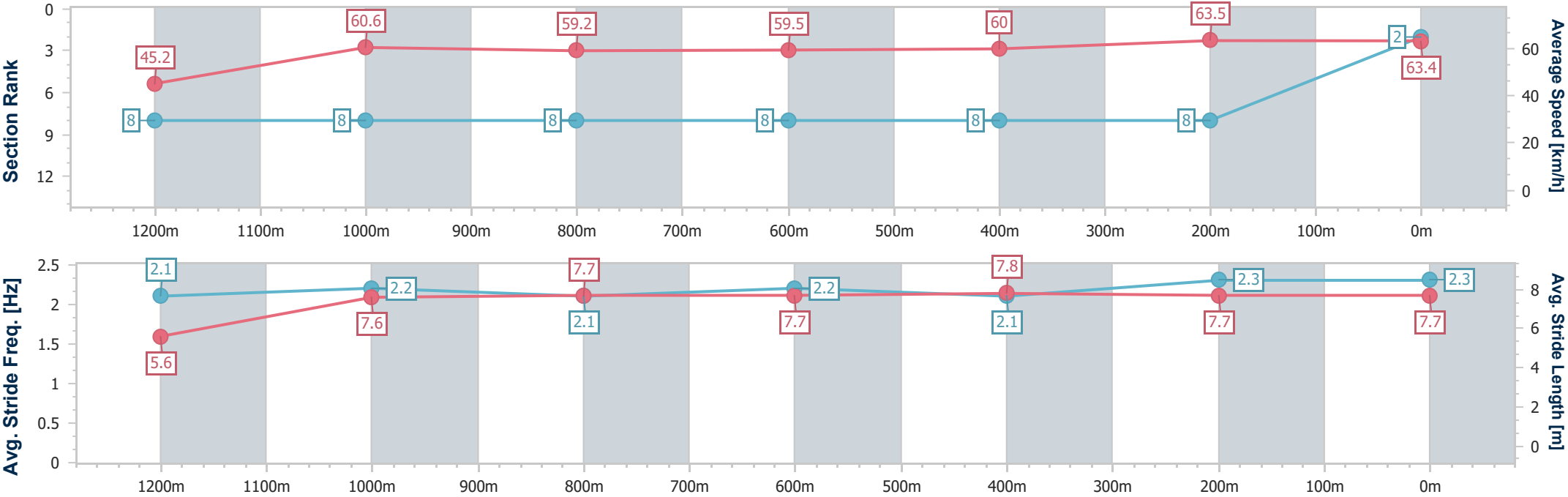


IpswichProfessional  
Race 7: MAGIC MILLIONS Colts, Geldings and Entires  
RATINGS BAND 0 - 58 Handicap - 1350m



27 October 2025 - 12:41  
Track Rating: Soft 7, Weather: Fine, Rail Position: +4.5m Entire

Section	Overall	1200m	1000m	800m	600m	400m	200m						
Section Times	1:22.55 [2] (0:11.94)	1:10.61 [8] (0:11.87)	0:58.74 [8] (0:12.14)	0:46.60 [8] (0:12.02)	0:34.58 [8] (0:11.85)	0:22.73 [8] (0:11.36)	0:11.37 [8] (0:11.37)						
Average Speed [km/h]	45.2	60.6	59.2	59.5	60.0	63.5	63.4						
Top Speed [km/h]	59.4	61.7	60.4	61.2	62.1	64.2	64.3						
Avg. Dist. to Rail [m]	1.6	0.6	0.9	1.8	2.0	1.4	3.9						
Avg. Stride Freq. [Hz]	2.1	2.2	2.1	2.2	2.1	2.3	2.3						
Avg. Stride Length [m]	5.6	7.6	7.7	7.7	7.8	7.7	7.7						





Horse/Jockey Name	Bee Exact
Final Rank	3
Fastest Section Time (Section)	0:11.04 (Overall)
Top Speed [km/h] (Section)	62.9 (400m)
Race State	Finished

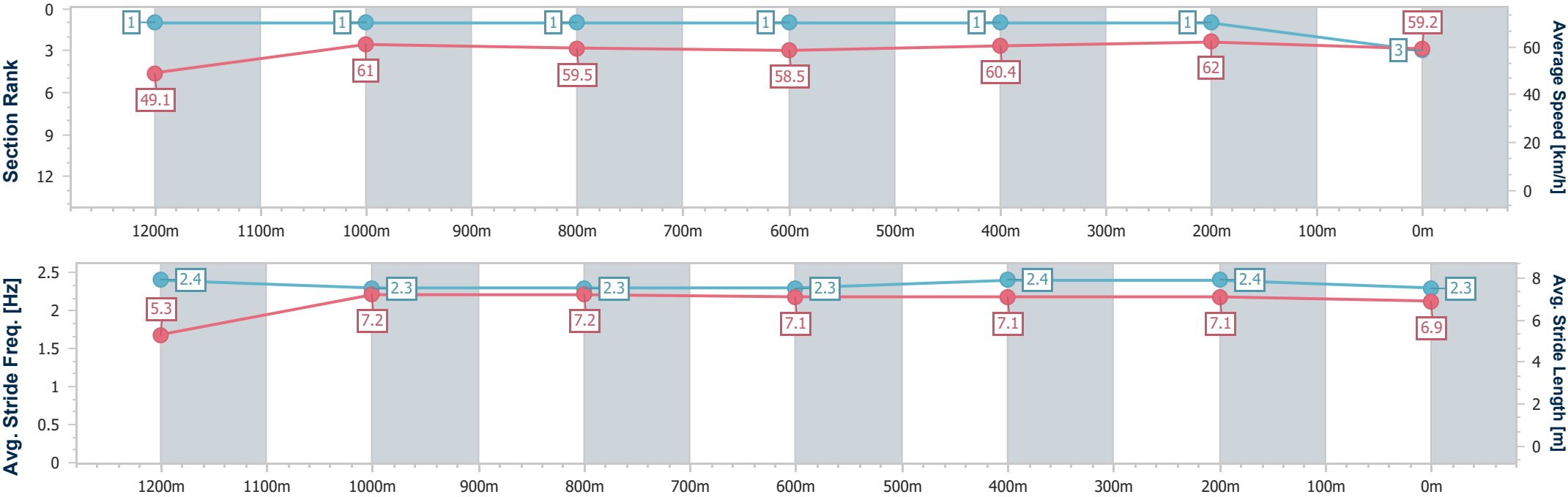


IpswichProfessional  
Race 7: MAGIC MILLIONS Colts, Geldings and Entires  
RATINGS BAND 0 - 58 Handicap - 1350m



27 October 2025 - 12:41  
Track Rating: Soft 7, Weather: Fine, Rail Position: +4.5m Entire

Section	Overall	1200m	1000m	800m	600m	400m	200m						
Section Times	1:22.60 [3] (0:11.04)	1:11.56 [1] (0:11.80)	0:59.76 [1] (0:12.06)	0:47.70 [1] (0:12.21)	0:35.49 [1] (0:11.80)	0:23.69 [1] (0:11.54)	0:12.15 [1] (0:12.15)						
Average Speed [km/h]	49.1	61.0	59.5	58.5	60.4	62.0	59.2						
Top Speed [km/h]	62.8	62.6	60.1	59.1	62.7	62.9	61.0						
Avg. Dist. to Rail [m]	3.3	0.4	0.9	1.8	1.8	1.7	1.5						
Avg. Stride Freq. [Hz]	2.4	2.3	2.3	2.3	2.4	2.4	2.3						
Avg. Stride Length [m]	5.3	7.2	7.2	7.1	7.1	7.1	6.9						





Horse/Jockey Name	Switchblade
Final Rank	4
Fastest Section Time (Section)	0:11.61 (400m)
Top Speed [km/h] (Section)	63.1 (600m)
Race State	Finished

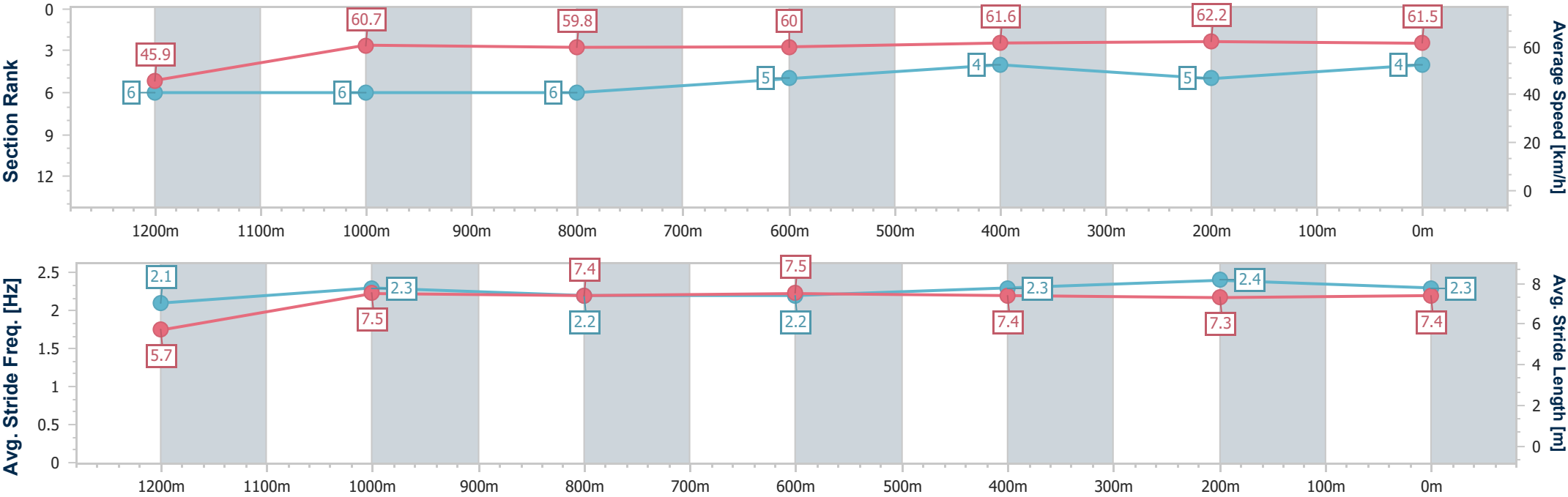


IpswichProfessional  
Race 7: MAGIC MILLIONS Colts, Geldings and Entires  
RATINGS BAND 0 - 58 Handicap - 1350m



27 October 2025 - 12:41  
Track Rating: Soft 7, Weather: Fine, Rail Position: +4.5m Entire

Section	Overall	1200m	1000m	800m	600m	400m	200m						
Section Times	1:22.70 [4] (0:11.82)	1:10.88 [6] (0:11.84)	0:59.04 [6] (0:12.05)	0:46.99 [6] (0:11.94)	0:35.05 [5] (0:11.70)	0:23.35 [4] (0:11.61)	0:11.74 [5] (0:11.74)						
Average Speed [km/h]	45.9	60.7	59.8	60.0	61.6	62.2	61.5						
Top Speed [km/h]	58.7	62.5	60.8	60.4	63.1	63.0	62.6						
Avg. Dist. to Rail [m]	7.2	0.9	0.6	1.4	0.4	1.7	2.5						
Avg. Stride Freq. [Hz]	2.1	2.3	2.2	2.2	2.3	2.4	2.3						
Avg. Stride Length [m]	5.7	7.5	7.4	7.5	7.4	7.3	7.4						



- [ ] Ranking at each section and finish
- .-.- No data available at this section
- NA No data available



Horse/Jockey Name	Xuanfeng
Final Rank	5
Fastest Section Time (Section)	0:11.31 (Overall)
Top Speed [km/h] (Section)	62.7 (400m)
Race State	Finished

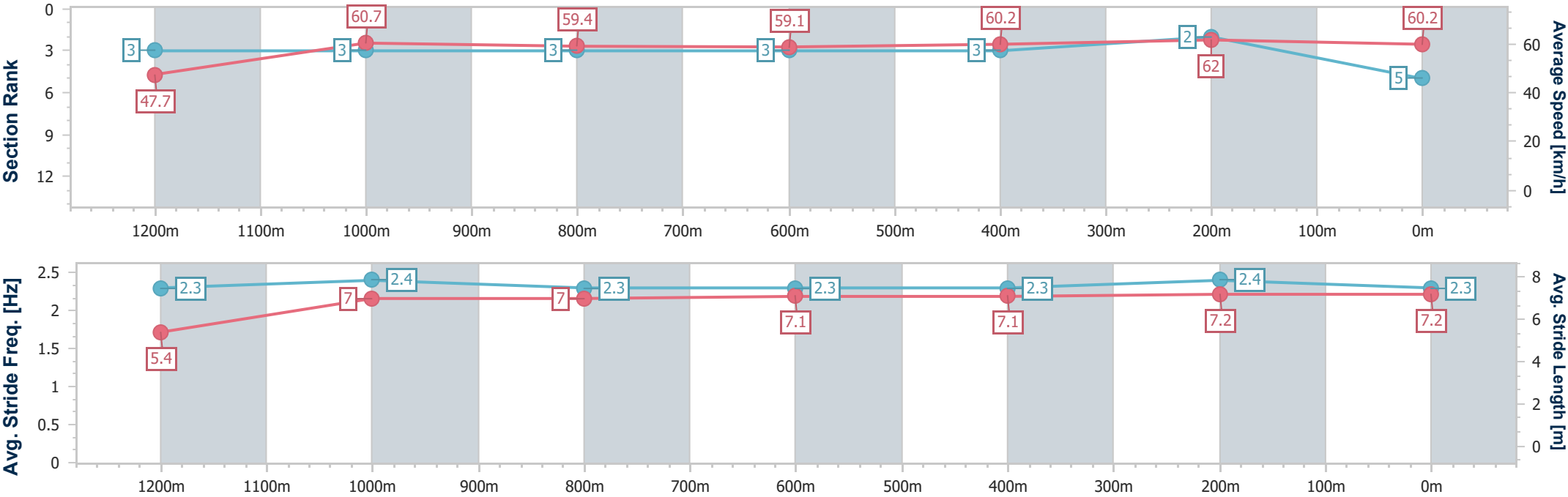


IpswichProfessional  
Race 7: MAGIC MILLIONS Colts, Geldings and Entires  
RATINGS BAND 0 - 58 Handicap - 1350m



27 October 2025 - 12:41  
Track Rating: Soft 7, Weather: Fine, Rail Position: +4.5m Entire

Section	Overall	1200m	1000m	800m	600m	400m	200m						
Section Times	1:22.82 [5] (0:11.31)	1:11.51 [3] (0:11.86)	0:59.65 [3] (0:12.13)	0:47.52 [3] (0:12.15)	0:35.37 [3] (0:11.88)	0:23.49 [3] (0:11.51)	0:11.98 [2] (0:11.98)						
Average Speed [km/h]	47.7	60.7	59.4	59.1	60.2	62.0	60.2						
Top Speed [km/h]	61.1	61.4	60.2	59.4	62.1	62.7	62.2						
Avg. Dist. to Rail [m]	1.1	0.6	0.7	1.0	1.3	1.3	0.8						
Avg. Stride Freq. [Hz]	2.3	2.4	2.3	2.3	2.3	2.4	2.3						
Avg. Stride Length [m]	5.4	7.0	7.0	7.1	7.1	7.2	7.2						





Horse/Jockey Name	Quest Of Quests
Final Rank	6
Fastest Section Time (Section)	0:11.30 (Overall)
Top Speed [km/h] (Section)	62.7 (400m)
Race State	Finished

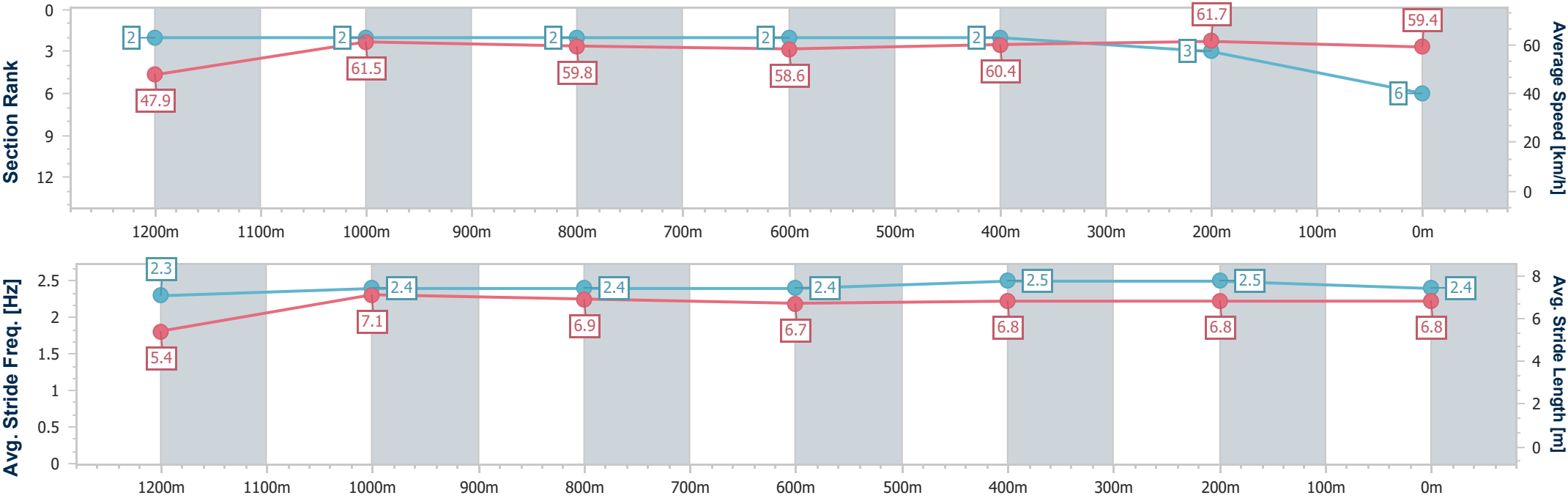


IpswichProfessional  
Race 7: MAGIC MILLIONS Colts, Geldings and Entires  
RATINGS BAND 0 - 58 Handicap - 1350m



27 October 2025 - 12:41  
Track Rating: Soft 7, Weather: Fine, Rail Position: +4.5m Entire

Section	Overall	1200m	1000m	800m	600m	400m	200m						
Section Times	1:22.97 [6] (0:11.30)	1:11.67 [2] (0:11.75)	0:59.92 [2] (0:12.06)	0:47.86 [2] (0:12.27)	0:35.59 [2] (0:11.84)	0:23.75 [2] (0:11.63)	0:12.12 [3] (0:12.12)						
Average Speed [km/h]	47.9	61.5	59.8	58.6	60.4	61.7	59.4						
Top Speed [km/h]	62.0	62.4	61.4	59.5	61.7	62.7	61.0						
Avg. Dist. to Rail [m]	2.4	1.1	0.8	0.3	0.8	1.1	1.3						
Avg. Stride Freq. [Hz]	2.3	2.4	2.4	2.4	2.5	2.5	2.4						
Avg. Stride Length [m]	5.4	7.1	6.9	6.7	6.8	6.8	6.8						



- [ ] Ranking at each section and finish
- .-.- No data available at this section
- NA No data available



Horse/Jockey Name	Keep It Loki
Final Rank	7
Fastest Section Time (Section)	0:11.48 (Overall)
Top Speed [km/h] (Section)	62.7 (400m)
Race State	Finished

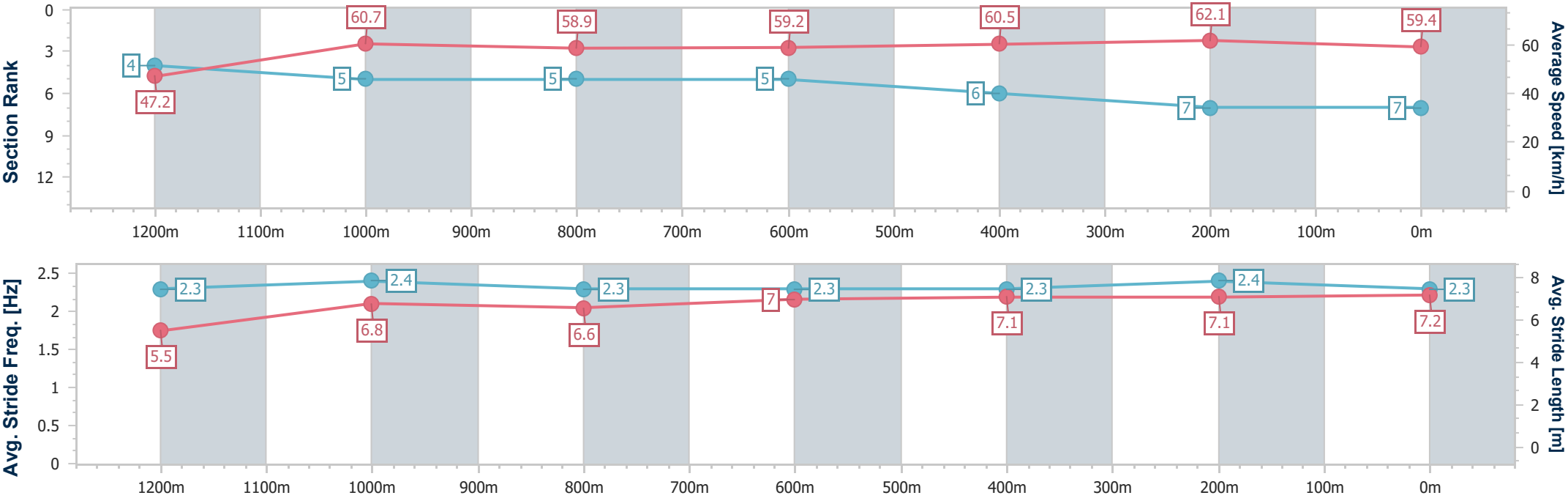


IpswichProfessional  
Race 7: MAGIC MILLIONS Colts, Geldings and Entires  
RATINGS BAND 0 - 58 Handicap - 1350m



27 October 2025 - 12:41  
Track Rating: Soft 7, Weather: Fine, Rail Position: +4.5m Entire

Section	Overall	1200m	1000m	800m	600m	400m	200m						
Section Times	1:23.23 [7] (0:11.48)	1:11.75 [4] (0:11.85)	0:59.90 [5] (0:12.19)	0:47.71 [5] (0:12.13)	0:35.58 [5] (0:11.88)	0:23.70 [6] (0:11.55)	0:12.15 [7] (0:12.15)						
Average Speed [km/h]	47.2	60.7	58.9	59.2	60.5	62.1	59.4						
Top Speed [km/h]	60.6	61.7	59.7	60.7	61.8	62.7	62.0						
Avg. Dist. to Rail [m]	3.2	0.5	0.4	0.4	0.7	0.7	0.5						
Avg. Stride Freq. [Hz]	2.3	2.4	2.3	2.3	2.3	2.4	2.3						
Avg. Stride Length [m]	5.5	6.8	6.6	7.0	7.1	7.1	7.2						







Horse/Jockey Name	Future Soldier
Final Rank	8
Fastest Section Time (Section)	0:11.58 (Overall)
Top Speed [km/h] (Section)	62.7 (1200m)
Race State	Finished

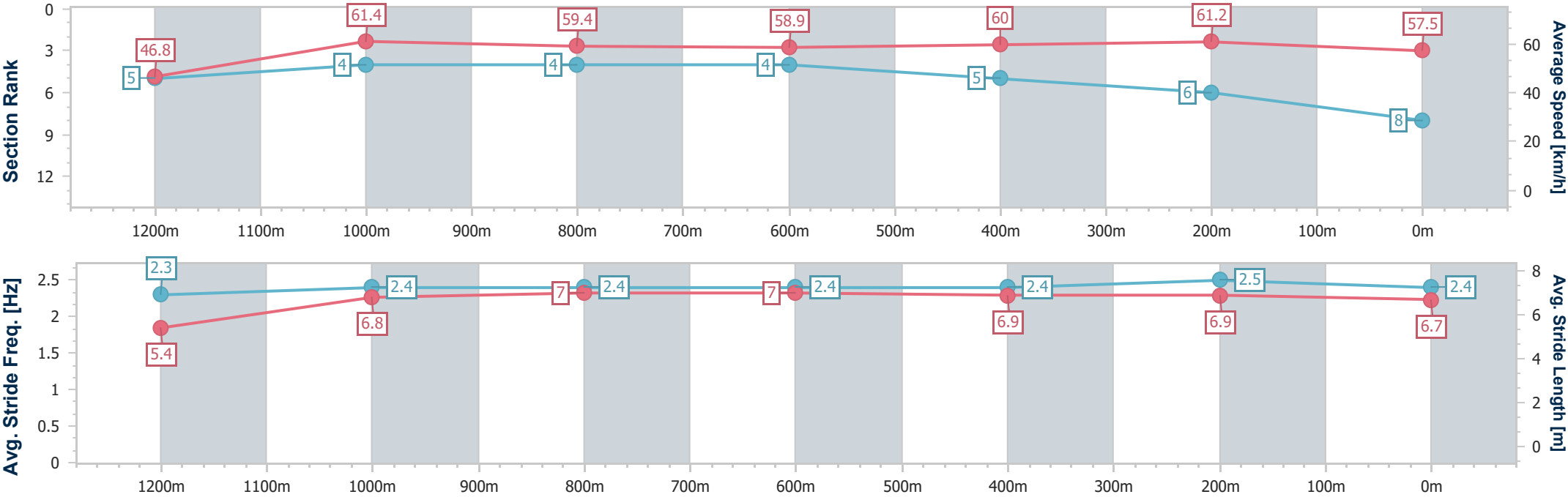


IpswichProfessional  
Race 7: MAGIC MILLIONS Colts, Geldings and Entires  
RATINGS BAND 0 - 58 Handicap - 1350m



27 October 2025 - 12:41  
Track Rating: Soft 7, Weather: Fine, Rail Position: +4.5m Entire

Section	Overall	1200m	1000m	800m	600m	400m	200m						
Section Times	1:23.60 [8] (0:11.58)	1:12.02 [5] (0:11.72)	1:00.30 [4] (0:12.10)	0:48.20 [4] (0:12.11)	0:36.09 [4] (0:11.85)	0:24.24 [5] (0:11.70)	0:12.54 [6] (0:12.54)						
Average Speed [km/h]	46.8	61.4	59.4	58.9	60.0	61.2	57.5						
Top Speed [km/h]	58.8	62.7	60.2	59.6	61.8	61.9	61.2						
Avg. Dist. to Rail [m]	3.1	0.4	0.7	1.8	2.6	1.0	1.2						
Avg. Stride Freq. [Hz]	2.3	2.4	2.4	2.4	2.4	2.5	2.4						
Avg. Stride Length [m]	5.4	6.8	7.0	7.0	6.9	6.9	6.7						





Horse/Jockey Name	Flying Rothe
Final Rank	9
Fastest Section Time (Section)	0:11.90 (600m)
Top Speed [km/h] (Section)	62.3 (1000m)
Race State	Finished



IpswichProfessional  
Race 7: MAGIC MILLIONS Colts, Geldings and Entires  
RATINGS BAND 0 - 58 Handicap - 1350m



27 October 2025 - 12:41  
Track Rating: Soft 7, Weather: Fine, Rail Position: +4.5m Entire

Section	Overall	1200m	1000m	800m	600m	400m	200m						
Section Times	1:24.33 [9] (0:11.96)	1:12.37 [9] (0:12.11)	1:00.26 [9] (0:12.09)	0:48.17 [9] (0:11.91)	0:36.26 [9] (0:11.90)	0:24.36 [9] (0:11.92)	0:12.44 [9] (0:12.44)						
Average Speed [km/h]	45.2	59.5	59.6	60.2	60.5	60.4	58.0						
Top Speed [km/h]	59.0	62.2	62.3	61.7	61.3	61.1	60.6						
Avg. Dist. to Rail [m]	5.0	1.1	0.5	0.9	0.3	1.2	2.1						
Avg. Stride Freq. [Hz]	2.1	2.2	2.2	2.2	2.3	2.3	2.2						
Avg. Stride Length [m]	5.6	7.5	7.4	7.5	7.4	7.4	7.2						

