

Track Rating: Soft 6, Weather: Showery, Rail Position: +0.5m 800m-400m, True Remainder

Section						Overall	1200m	1000m	800m	600m	400m	Last 600m	
Field Times						1:28.40 (0:13.52)	1:14.88 (0:11.49)	1:03.39 (0:11.91)	0:51.48 (0:12.07)	0:39.41 (0:12.79)	0:26.62 (0:12.99)	0:39.41	
Rank	TAB	Horse/Jockey	Barrier	Top Speed [km/h]	Fastest Section								Distance Travelled [m]
1	7	RARE MOON	7	66.2	0:11.77	1:28.40 [1]	1:14.84 [2]	1:03.07 [2]	0:51.23 [3]	0:39.07 [3]	0:26.42 [2]	0:39.07	
		Corey Bayliss		Overall	1200m	(0:13.56)	(0:11.77)	(0:11.84)	(0:12.16)	(0:12.65)	(0:12.79)		
2	10	MISTER MIGHTY	2	65.4	0:11.64	1:28.67 [2]	1:14.97 [3]	1:03.33 [3]	0:51.50 [4]	0:39.43 [2]	0:26.67 [3]	0:39.43	-2
		Les Tilley		Overall	1200m	(0:13.70)	(0:11.64)	(0:11.83)	(0:12.07)	(0:12.76)	(0:13.08)		
3	3	SCION	3	66.0	0:11.49	1:29.13 [3]	1:15.61 [1]	1:04.12 [1]	0:52.21 [1]	0:40.14 [1]	0:27.35 [1]	0:40.14	-3
		Brandon Lerena		Overall	1200m	(0:13.52)	(0:11.49)	(0:11.91)	(0:12.07)	(0:12.79)	(0:13.22)		
4	11	ZHONGXIN KOALA	10	67.0	0:11.67	1:29.59 [4]	1:15.70 [6]	1:04.03 [5]	0:52.11 [5]	0:40.00 [5]	0:27.14 [4]	0:40.00	+0
		Nozi Tomizawa		1200m	1200m	(0:13.89)	(0:11.67)	(0:11.92)	(0:12.11)	(0:12.86)	(0:13.22)		
5	9	VALOUROUS COMMAND	8	65.3	0:11.85	1:30.09 [5]	1:16.03 [9]	1:04.18 [7]	0:52.09 [7]	0:39.83 [7]	0:26.71 [7]	0:39.83	+2
		Mark Du		Overall	1200m	(0:14.06)	(0:11.85)	(0:12.09)	(0:12.26)	(0:13.12)	(0:13.05)		
6	1	KING MAL	4	64.4	0:12.19	1:30.47 [6]	1:16.62 [5]	1:04.43 [8]	0:52.23 [8]	0:40.03 [8]	0:26.90 [8]	0:40.03	+0
		Jaden Lloyd		Overall	1200m	(0:13.85)	(0:12.19)	(0:12.20)	(0:12.20)	(0:13.13)	(0:13.29)		
7	2	O'EXPLOSIVE	1	65.2	0:12.26	1:30.61 [7]	1:16.58 [8]	1:04.28 [10]	0:51.95 [10]	0:39.69 [10]	0:26.51 [10]	0:39.69	+3
		Micheal Hellyer		Overall	800m	(0:14.03)	(0:12.30)	(0:12.33)	(0:12.26)	(0:13.18)	(0:12.92)		
8	4	WHAT DID YOU SAY	6	65.3	0:12.03	1:30.63 [8]	1:16.43 [10]	1:04.40 [9]	0:52.36 [9]	0:40.14 [9]	0:27.03 [9]	0:40.14	+4
		Karl Zechner		Overall	1200m	(0:14.20)	(0:12.03)	(0:12.04)	(0:12.22)	(0:13.11)	(0:13.09)		
9	8	SHE'S GOT GRACE	11	68.0	0:11.41	1:31.63 [9]	1:17.69 [7]	1:06.28 [4]	0:54.50 [2]	0:42.11 [4]	0:28.72 [5]	0:42.11	+4
		Reece O'Connell		1200m	1200m	(0:13.94)	(0:11.41)	(0:11.78)	(0:12.39)	(0:13.39)	(0:13.90)		
10	5	BODBOD	5	65.3	0:11.86	1:32.50 [10]	1:18.75 [4]	1:06.89 [6]	0:54.96 [6]	0:42.67 [6]	0:29.27 [6]	0:42.67	-1
		Matthew Palmer		Overall	1200m	(0:13.75)	(0:11.86)	(0:11.93)	(0:12.29)	(0:13.40)	(0:13.81)		

Scratched: Proud Miss (#6)



# GattonProfessional

## Race 1: Ladbrokes Big Bets Maiden Plate - 1400m

28 October 2025 - 12:57



LOCKYER VALLEY  
TURF CLUB

Track Rating: Soft 6, Weather: Showery, Rail Position: +0.5m 800m-400m, True Remainder

Section Field Times				200m 0:13.63 (0:13.63)				Last 600m 0:39.41	
Rank	TAB	Horse/Jockey	Barrier	Top Speed [km/h]	Fastest Section	Margin		Distance Travelled [m]	
1	7	RARE MOON	7	66.2	0:11.77	0:13.63 [1]	1:28.40	0:39.07	
		Corey Bayliss		Overall	1200m	(0:13.63)			
2	10	MISTER MIGHTY	2	65.4	0:11.64	0:13.59 [3]	1.61L	0:39.43	-2
		Les Tilley		Overall	1200m	(0:13.59)			
3	3	SCION	3	66.0	0:11.49	0:14.13 [2]	4.33L	0:40.14	-3
		Brandon Lerena		Overall	1200m	(0:14.13)			
4	11	ZHONGXIN KOALA	10	67.0	0:11.67	0:13.92 [4]	7.04L	0:40.00	+0
		Nozi Tomizawa		1200m	1200m	(0:13.92)			
5	9	VALOUROUS COMMAND	8	65.3	0:11.85	0:13.66 [5]	9.93L	0:39.83	+2
		Mark Du		Overall	1200m	(0:13.66)			
6	1	KING MAL	4	64.4	0:12.19	0:13.61 [8]	12.17L	0:40.03	+0
		Jaden Lloyd		Overall	1200m	(0:13.61)			
7	2	O'EXPLOSIVE	1	65.2	0:12.26	0:13.59 [9]	13.01L	0:39.69	+3
		Micheal Hellyer		Overall	800m	(0:13.59)			
8	4	WHAT DID YOU SAY	6	65.3	0:12.03	0:13.94 [6]	13.11L	0:40.14	+4
		Karl Zechner		Overall	1200m	(0:13.94)			
9	8	SHE'S GOT GRACE	11	68.0	0:11.41	0:14.82 [7]	19.02L	0:42.11	+4
		Reece O'Connell		1200m	1200m	(0:14.82)			
10	5	BODBOD	5	65.3	0:11.86	0:15.46 [10]	24.11L	0:42.67	-1
		Matthew Palmer		Overall	1200m	(0:15.46)			

Scratched: Proud Miss (#6)

Report Created: Tue 28 October 2025 13:47 GMT+ (Note: Timing is based on position data)

Page 2/12

[ ] Ranking at each section and finish  
-:-:- No data available at this section  
NA No data available

SCN Saddle cloth number  
DNF Did not finish  
DNT Did not track

data processed by  TRIPLESDATA



Horse/Jockey Name	Rare Moon
Final Rank	1
Fastest Section Time (Section)	0:11.77 (1200m)
Top Speed [km/h] (Section)	66.2 (Overall)
Race State	Finished



GattonProfessional

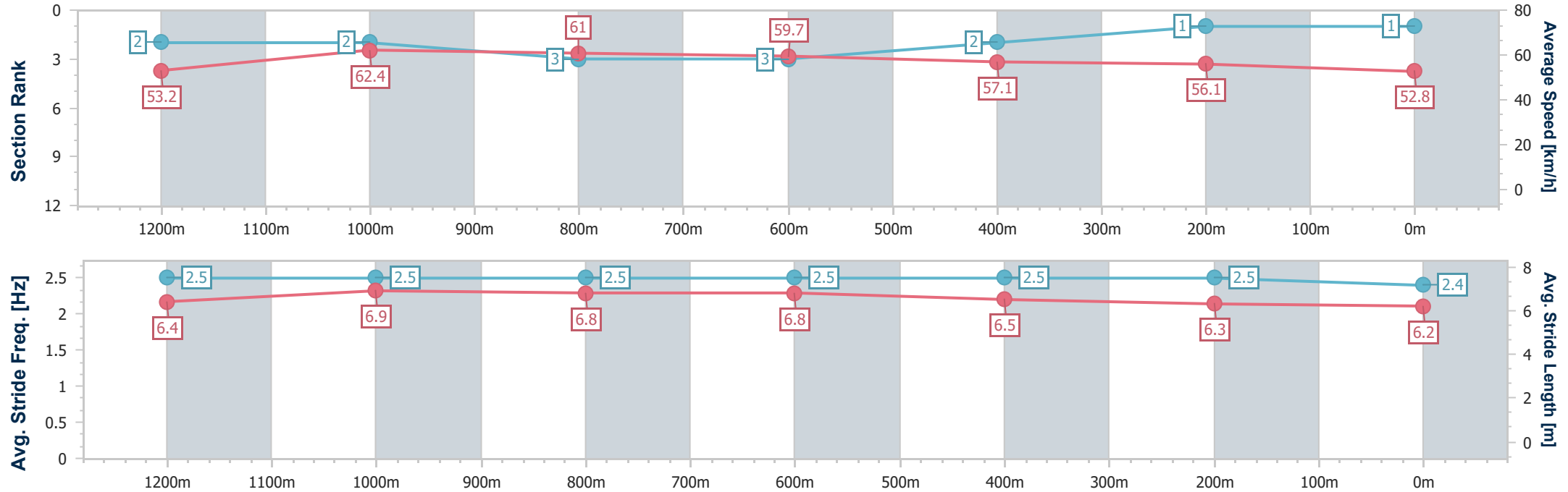
Race 1: Ladbrokes Big Bets Maiden Plate - 1400m

28 October 2025 - 12:57

Track Rating: Soft 6, Weather: Showery, Rail Position: +0.5m 800m-400m, True Remainder



Section	Overall	1200m	1000m	800m	600m	400m	200m						
Section Times	1:28.40 [1] (0:13.56)	1:14.84 [2] (0:11.77)	1:03.07 [2] (0:11.84)	0:51.23 [3] (0:12.16)	0:39.07 [3] (0:12.65)	0:26.42 [2] (0:12.79)	0:13.63 [1] (0:13.63)						
Average Speed [km/h]	53.2	62.4	61.0	59.7	57.1	56.1	52.8						
Top Speed [km/h]	66.2	65.2	62.4	61.0	59.0	57.6	54.9						
Avg. Dist. to Rail [m]	6.9	2.8	2.3	1.9	0.6	0.6	0.9						
Avg. Stride Freq. [Hz]	2.5	2.5	2.5	2.5	2.5	2.5	2.4						
Avg. Stride Length [m]	6.4	6.9	6.8	6.8	6.5	6.3	6.2						





Horse/Jockey Name	Mister Mighty
Final Rank	2
Fastest Section Time (Section)	0:11.64 (1200m)
Top Speed [km/h] (Section)	65.4 (Overall)
Race State	Finished

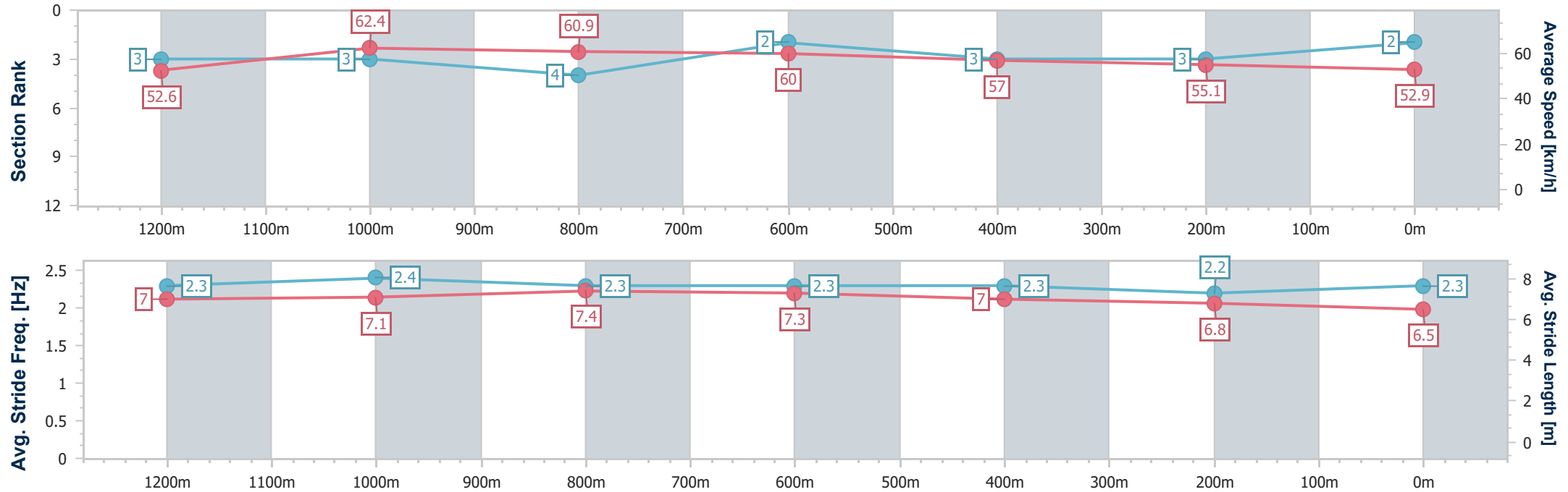


GattonProfessional  
Race 1: Ladbrokes Big Bets Maiden Plate - 1400m

28 October 2025 - 12:57  
Track Rating: Soft 6, Weather: Showery, Rail Position: +0.5m 800m-400m, True Remainder



Section	Overall	1200m	1000m	800m	600m	400m	200m						
Section Times	1:28.67 [2] (0:13.70)	1:14.97 [3] (0:11.64)	1:03.33 [3] (0:11.83)	0:51.50 [4] (0:12.07)	0:39.43 [2] (0:12.76)	0:26.67 [3] (0:13.08)	0:13.59 [3] (0:13.59)						
Average Speed [km/h]	52.6	62.4	60.9	60.0	57.0	55.1	52.9						
Top Speed [km/h]	65.4	64.8	62.6	61.3	58.8	56.1	55.1						
Avg. Dist. to Rail [m]	2.1	1.2	1.0	1.2	1.5	2.5	4.1						
Avg. Stride Freq. [Hz]	2.3	2.4	2.3	2.3	2.3	2.2	2.3						
Avg. Stride Length [m]	7.0	7.1	7.4	7.3	7.0	6.8	6.5						





Horse/Jockey Name	Scion
Final Rank	3
Fastest Section Time (Section)	0:11.49 (1200m)
Top Speed [km/h] (Section)	66.0 (Overall)
Race State	Finished

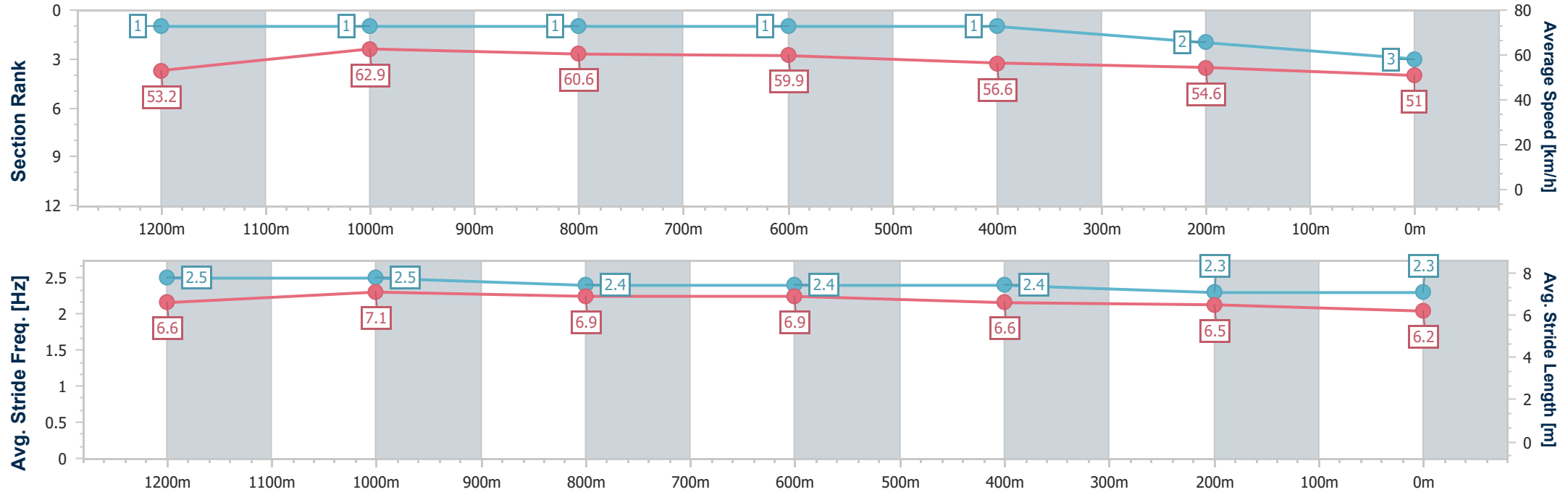


GattonProfessional  
Race 1: Ladbrokes Big Bets Maiden Plate - 1400m

28 October 2025 - 12:57  
Track Rating: Soft 6, Weather: Showery, Rail Position: +0.5m 800m-400m, True Remainder



Section	Overall	1200m	1000m	800m	600m	400m	200m						
Section Times	1:29.13 [3] (0:13.52)	1:15.61 [1] (0:11.49)	1:04.12 [1] (0:11.91)	0:52.21 [1] (0:12.07)	0:40.14 [1] (0:12.79)	0:27.35 [1] (0:13.22)	0:14.13 [2] (0:14.13)						
Average Speed [km/h]	53.2	62.9	60.6	59.9	56.6	54.6	51.0						
Top Speed [km/h]	66.0	66.0	62.7	61.2	58.6	56.5	53.0						
Avg. Dist. to Rail [m]	3.1	0.8	0.5	1.1	1.2	1.0	1.4						
Avg. Stride Freq. [Hz]	2.5	2.5	2.4	2.4	2.4	2.3	2.3						
Avg. Stride Length [m]	6.6	7.1	6.9	6.9	6.6	6.5	6.2						



- [ ] Ranking at each section and finish
- .-.- No data available at this section
- NA No data available



Horse/Jockey Name	Zhongxin Koala
Final Rank	4
Fastest Section Time (Section)	0:11.67 (1200m)
Top Speed [km/h] (Section)	67.0 (1200m)
Race State	Finished

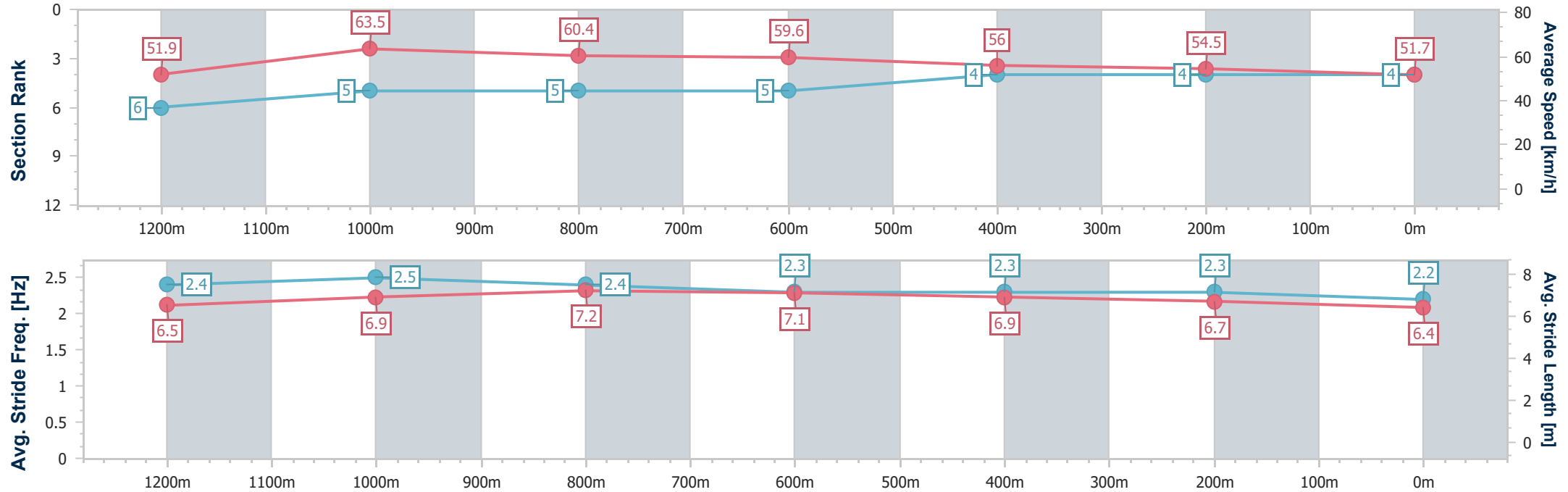


GattonProfessional  
Race 1: Ladbrokes Big Bets Maiden Plate - 1400m

28 October 2025 - 12:57  
Track Rating: Soft 6, Weather: Showery, Rail Position: +0.5m 800m-400m, True Remainder



Section	Overall	1200m	1000m	800m	600m	400m	200m						
Section Times	1:29.59 [4] (0:13.89)	1:15.70 [6] (0:11.67)	1:04.03 [5] (0:11.92)	0:52.11 [5] (0:12.11)	0:40.00 [5] (0:12.86)	0:27.14 [4] (0:13.22)	0:13.92 [4] (0:13.92)						
Average Speed [km/h]	51.9	63.5	60.4	59.6	56.0	54.5	51.7						
Top Speed [km/h]	66.9	67.0	62.1	60.8	59.1	55.7	53.3						
Avg. Dist. to Rail [m]	8.2	4.1	1.6	0.4	0.3	1.2	2.8						
Avg. Stride Freq. [Hz]	2.4	2.5	2.4	2.3	2.3	2.3	2.2						
Avg. Stride Length [m]	6.5	6.9	7.2	7.1	6.9	6.7	6.4						



- [ ] Ranking at each section and finish
- .-.- No data available at this section
- NA No data available



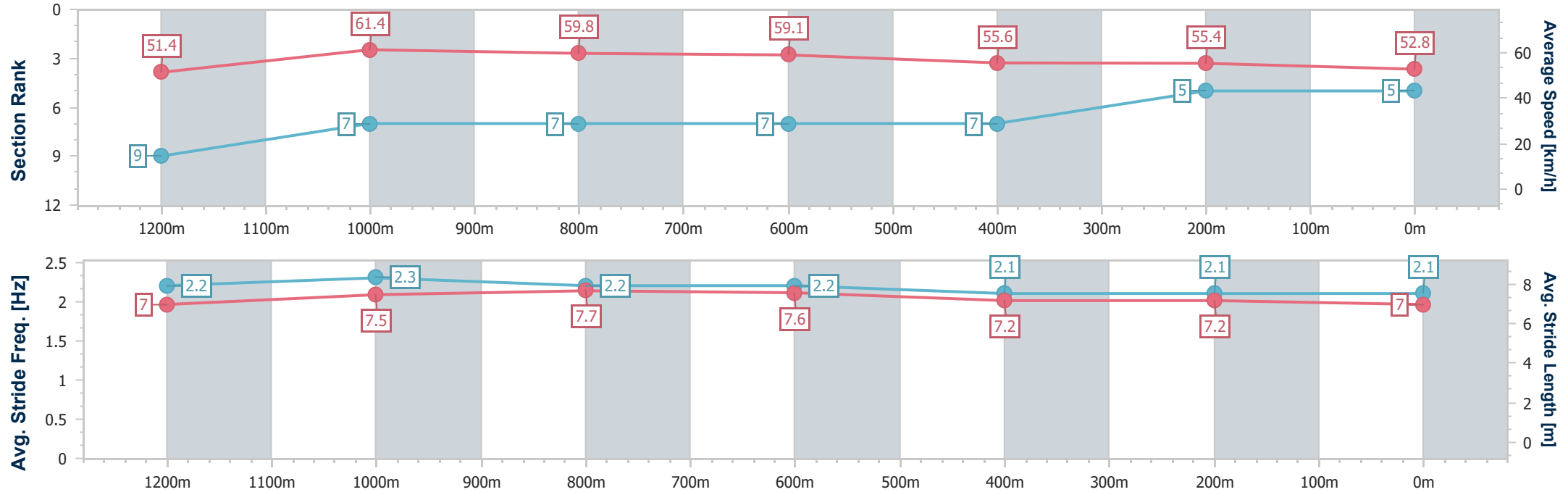
Horse/Jockey Name	Valourous Command
Final Rank	5
Fastest Section Time (Section)	0:11.85 (1200m)
Top Speed [km/h] (Section)	65.3 (Overall)
Race State	Finished



GattonProfessional  
Race 1: Ladbrokes Big Bets Maiden Plate - 1400m  
28 October 2025 - 12:57  
Track Rating: Soft 6, Weather: Showery, Rail Position: +0.5m 800m-400m, True Remainder



Section	Overall	1200m	1000m	800m	600m	400m	200m						
Section Times	1:30.09 [5] (0:14.06)	1:16.03 [9] (0:11.85)	1:04.18 [7] (0:12.09)	0:52.09 [7] (0:12.26)	0:39.83 [7] (0:13.12)	0:26.71 [7] (0:13.05)	0:13.66 [5] (0:13.66)						
Average Speed [km/h]	51.4	61.4	59.8	59.1	55.6	55.4	52.8						
Top Speed [km/h]	65.3	64.9	60.4	60.6	58.4	56.8	54.6						
Avg. Dist. to Rail [m]	5.6	1.8	0.9	1.8	2.3	3.3	3.2						
Avg. Stride Freq. [Hz]	2.2	2.3	2.2	2.2	2.1	2.1	2.1						
Avg. Stride Length [m]	7.0	7.5	7.7	7.6	7.2	7.2	7.0						





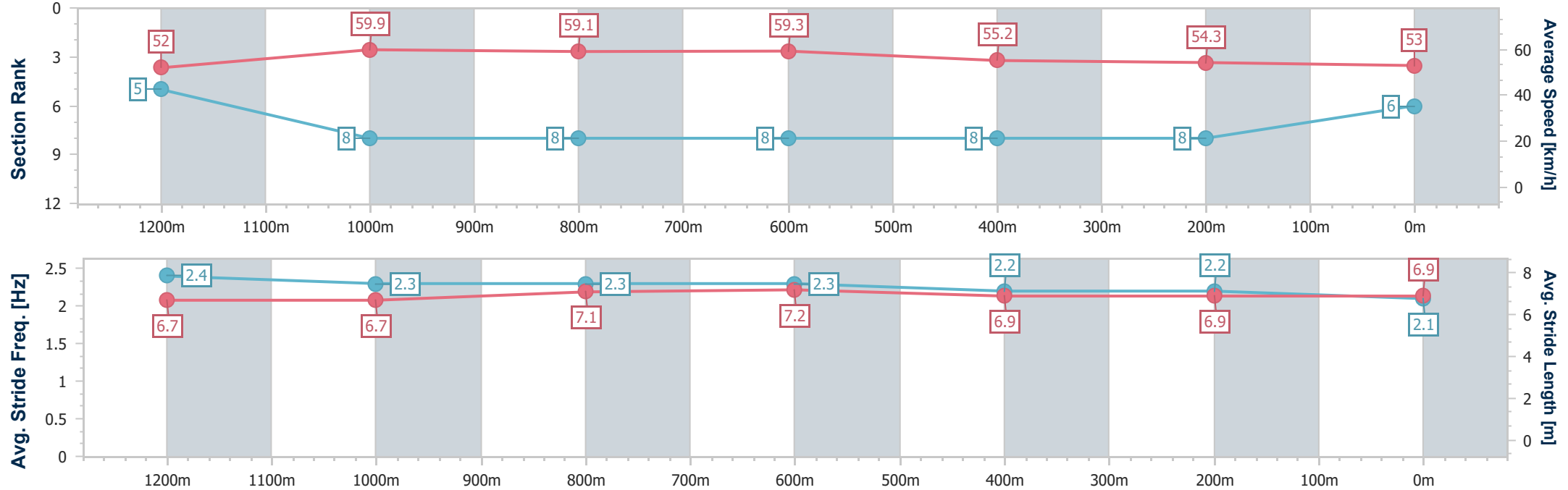
Horse/Jockey Name	King Mal
Final Rank	6
Fastest Section Time (Section)	0:12.19 (1200m)
Top Speed [km/h] (Section)	64.4 (Overall)
Race State	Finished



GattonProfessional  
Race 1: Ladbrokes Big Bets Maiden Plate - 1400m  
28 October 2025 - 12:57  
Track Rating: Soft 6, Weather: Showery, Rail Position: +0.5m 800m-400m, True Remainder



Section	Overall	1200m	1000m	800m	600m	400m	200m						
Section Times	1:30.47 [6] (0:13.85)	1:16.62 [5] (0:12.19)	1:04.43 [8] (0:12.20)	0:52.23 [8] (0:12.20)	0:40.03 [8] (0:13.13)	0:26.90 [8] (0:13.29)	0:13.61 [8] (0:13.61)						
Average Speed [km/h]	52.0	59.9	59.1	59.3	55.2	54.3	53.0						
Top Speed [km/h]	64.4	64.1	60.3	60.4	58.3	55.8	54.0						
Avg. Dist. to Rail [m]	4.3	1.9	0.9	1.4	1.7	1.3	1.7						
Avg. Stride Freq. [Hz]	2.4	2.3	2.3	2.3	2.2	2.2	2.1						
Avg. Stride Length [m]	6.7	6.7	7.1	7.2	6.9	6.9	6.9						



[ ] Ranking at each section and finish  
-.-.- No data available at this section  
NA No data available





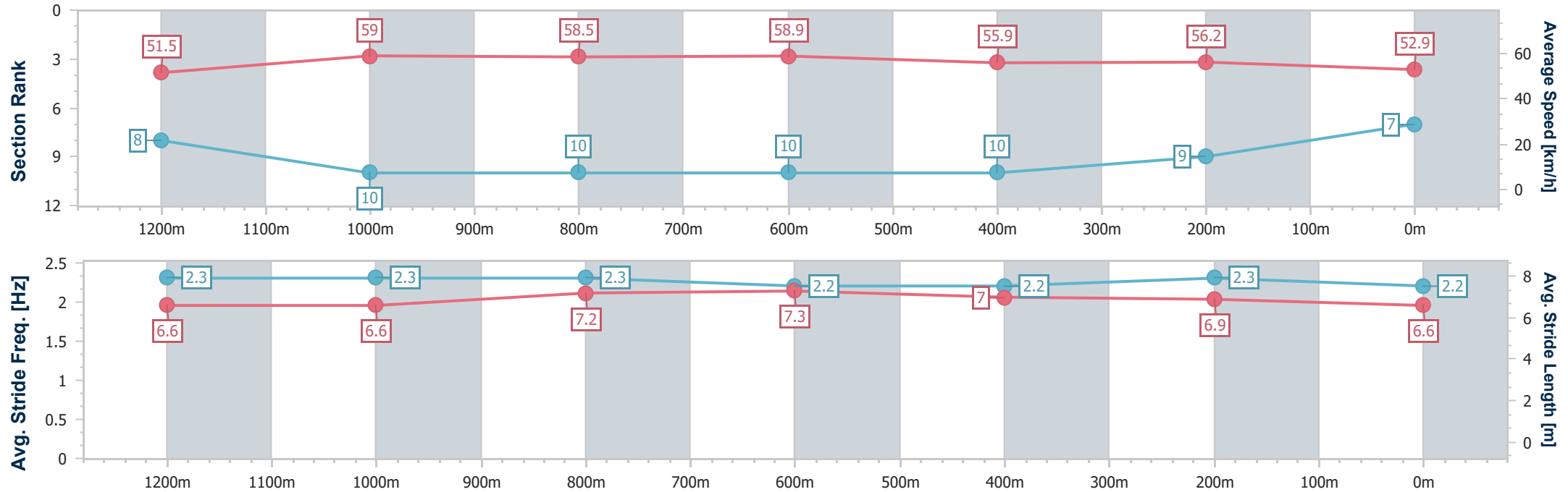
Horse/Jockey Name	O'explosive
Final Rank	7
Fastest Section Time (Section)	0:12.26 (800m)
Top Speed [km/h] (Section)	65.2 (Overall)
Race State	Finished



GattonProfessional  
Race 1: Ladbrokes Big Bets Maiden Plate - 1400m  
28 October 2025 - 12:57  
Track Rating: Soft 6, Weather: Showery, Rail Position: +0.5m 800m-400m, True Remainder



Section	Overall	1200m	1000m	800m	600m	400m	200m						
Section Times	1:30.61 [7] (0:14.03)	1:16.58 [8] (0:12.30)	1:04.28 [10] (0:12.33)	0:51.95 [10] (0:12.26)	0:39.69 [10] (0:13.18)	0:26.51 [10] (0:12.92)	0:13.59 [9] (0:13.59)						
Average Speed [km/h]	51.5	59.0	58.5	58.9	55.9	56.2	52.9						
Top Speed [km/h]	65.2	64.8	60.5	59.9	57.1	57.6	54.5						
Avg. Dist. to Rail [m]	1.4	1.4	1.3	1.8	3.1	5.4	6.7						
Avg. Stride Freq. [Hz]	2.3	2.3	2.3	2.2	2.2	2.3	2.2						
Avg. Stride Length [m]	6.6	6.6	7.2	7.3	7.0	6.9	6.6						





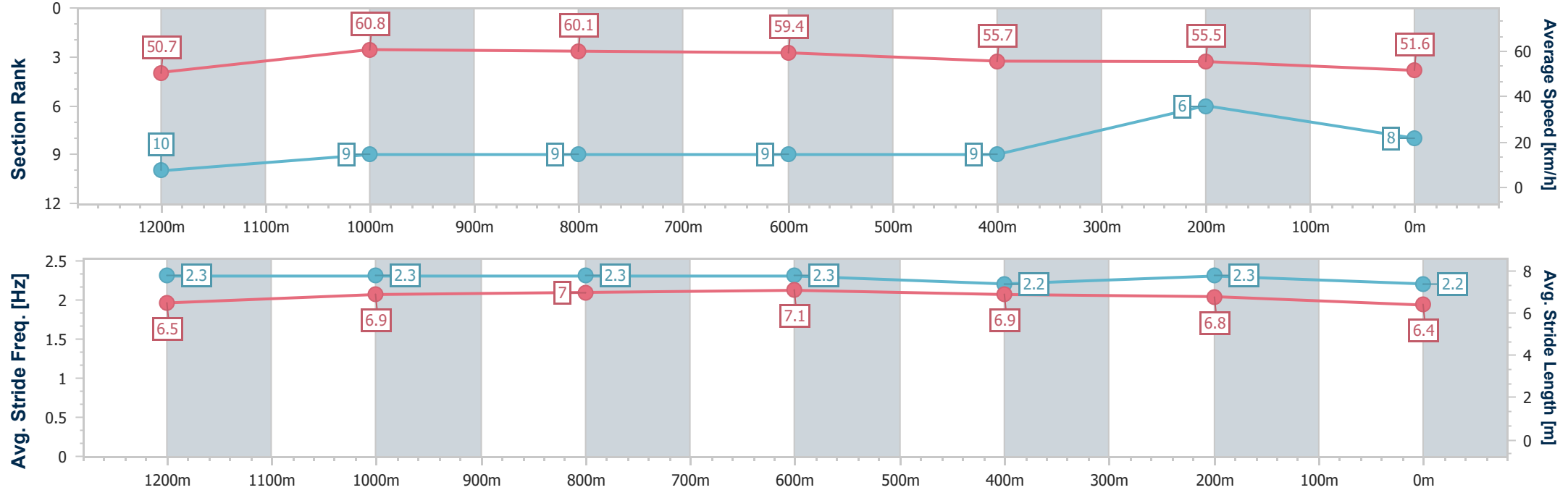
Horse/Jockey Name	What Did You Say
Final Rank	8
Fastest Section Time (Section)	0:12.03 (1200m)
Top Speed [km/h] (Section)	65.3 (Overall)
Race State	Finished



GattonProfessional  
Race 1: Ladbrokes Big Bets Maiden Plate - 1400m  
28 October 2025 - 12:57  
Track Rating: Soft 6, Weather: Showery, Rail Position: +0.5m 800m-400m, True Remainder



Section	Overall	1200m	1000m	800m	600m	400m	200m						
Section Times	1:30.63 [8] (0:14.20)	1:16.43 [10] (0:12.03)	1:04.40 [9] (0:12.04)	0:52.36 [9] (0:12.22)	0:40.14 [9] (0:13.11)	0:27.03 [9] (0:13.09)	0:13.94 [6] (0:13.94)						
Average Speed [km/h]	50.7	60.8	60.1	59.4	55.7	55.5	51.6						
Top Speed [km/h]	65.3	65.3	61.3	61.0	58.4	56.3	54.6						
Avg. Dist. to Rail [m]	4.2	2.3	2.2	2.8	2.7	4.0	4.8						
Avg. Stride Freq. [Hz]	2.3	2.3	2.3	2.3	2.2	2.3	2.2						
Avg. Stride Length [m]	6.5	6.9	7.0	7.1	6.9	6.8	6.4						





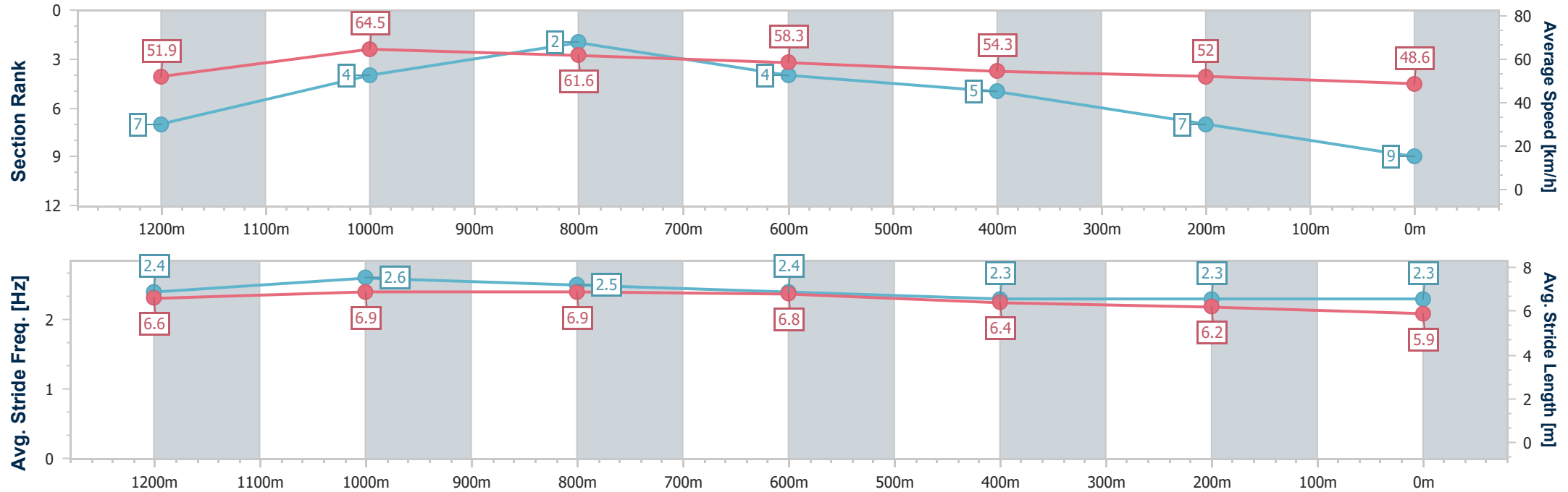
Horse/Jockey Name	She's Got Grace
Final Rank	9
Fastest Section Time (Section)	0:11.41 (1200m)
Top Speed [km/h] (Section)	68.0 (1200m)
Race State	Finished



GattonProfessional  
Race 1: Ladbrokes Big Bets Maiden Plate - 1400m  
28 October 2025 - 12:57  
Track Rating: Soft 6, Weather: Showery, Rail Position: +0.5m 800m-400m, True Remainder



Section	Overall	1200m	1000m	800m	600m	400m	200m						
Section Times	1:31.63 [9] (0:13.94)	1:17.69 [7] (0:11.41)	1:06.28 [4] (0:11.78)	0:54.50 [2] (0:12.39)	0:42.11 [4] (0:13.39)	0:28.72 [5] (0:13.90)	0:14.82 [7] (0:14.82)						
Average Speed [km/h]	51.9	64.5	61.6	58.3	54.3	52.0	48.6						
Top Speed [km/h]	67.7	68.0	64.1	60.6	56.7	53.6	50.9						
Avg. Dist. to Rail [m]	8.9	3.9	2.0	2.6	1.8	1.8	1.5						
Avg. Stride Freq. [Hz]	2.4	2.6	2.5	2.4	2.3	2.3	2.3						
Avg. Stride Length [m]	6.6	6.9	6.9	6.8	6.4	6.2	5.9						





Horse/Jockey Name	Bodbod
Final Rank	10
Fastest Section Time (Section)	0:11.86 (1200m)
Top Speed [km/h] (Section)	65.3 (Overall)
Race State	Finished

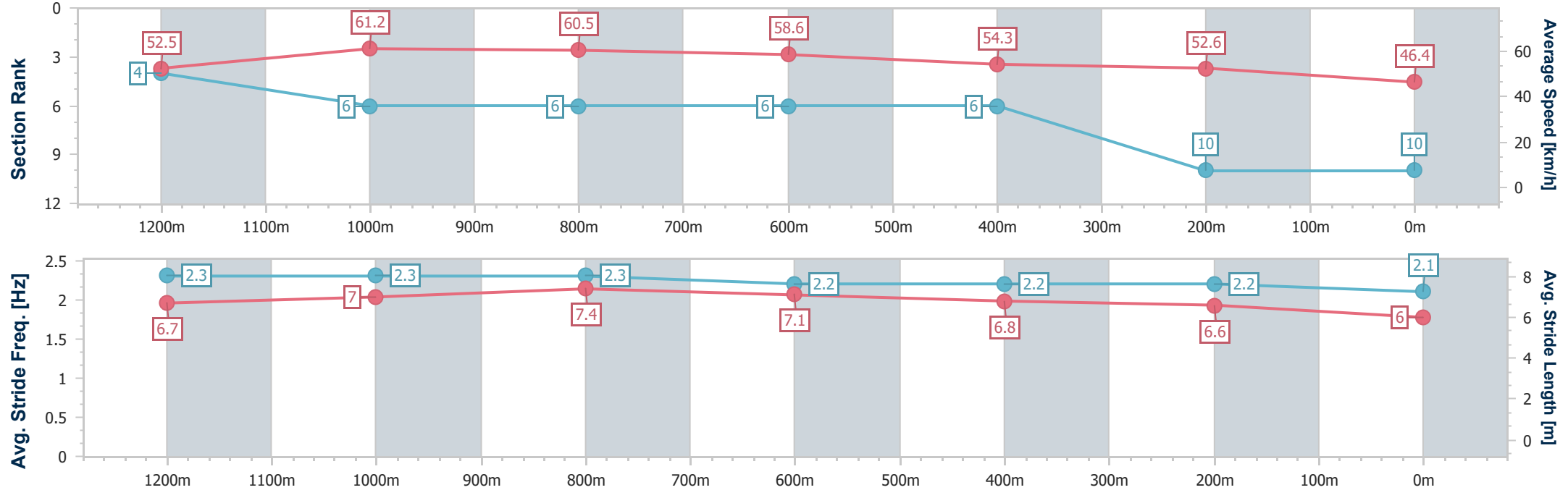


GattonProfessional  
Race 1: Ladbrokes Big Bets Maiden Plate - 1400m

28 October 2025 - 12:57  
Track Rating: Soft 6, Weather: Showery, Rail Position: +0.5m 800m-400m, True Remainder



Section	Overall	1200m	1000m	800m	600m	400m	200m						
Section Times	1:32.50 [10] (0:13.75)	1:18.75 [4] (0:11.86)	1:06.89 [6] (0:11.93)	0:54.96 [6] (0:12.29)	0:42.67 [6] (0:13.40)	0:29.27 [6] (0:13.81)	0:15.46 [10] (0:15.46)						
Average Speed [km/h]	52.5	61.2	60.5	58.6	54.3	52.6	46.4						
Top Speed [km/h]	65.3	64.3	61.2	60.6	57.3	53.7	50.7						
Avg. Dist. to Rail [m]	4.8	1.6	0.4	1.0	1.7	3.2	4.3						
Avg. Stride Freq. [Hz]	2.3	2.3	2.3	2.2	2.2	2.2	2.1						
Avg. Stride Length [m]	6.7	7.0	7.4	7.1	6.8	6.6	6.0						





**GattonProfessional**  
**Race 2: Ladbrokes Popular SRM QTIS Three-Years-Old Maiden Plate - 860m**  
**28 October 2025 - 13:35**



Track Rating: Heavy 8, Weather: Showery, Rail Position: +0.5m 800m-400m, True Remainder

Section						Overall	800m	600m	400m	200m	Last 600m			
Field Times						0:53.23 (0:06.05)	0:47.18 (0:11.14)	0:36.04 (0:11.79)	0:24.25 (0:11.74)	0:12.51 (0:12.51)	0:36.04			
Rank	TAB	Horse/Jockey	Barrier	Top Speed [km/h]	Fastest Section							Margin		
1	6	MISHANI AZTEC	1	66.5	0:06.05	0:53.23 [1]	0:47.18 [1]	0:36.04 [1]	0:24.24 [2]	0:12.51 [1]	0:53.23	0:36.04		
		Karl Zechner		800m	Overall	(0:06.05)	(0:11.14)	(0:11.80)	(0:11.73)	(0:12.51)				
2	3	BRIGHT OUTLOOK	3	65.8	0:06.45	0:53.38 [2]	0:46.93 [7]	0:35.73 [5]	0:24.00 [5]	0:12.23 [5]	0.9L	0:35.73 +1		
		Brandon Lerena		800m	Overall	(0:06.45)	(0:11.20)	(0:11.73)	(0:11.77)	(0:12.23)				
3	7	PIPPIE POMAR	2	66.8	0:06.07	0:53.55 [3]	0:47.48 [2]	0:36.35 [2]	0:24.46 [3]	0:12.75 [2]	1.85L	0:36.35 +2		
		Nozi Tomizawa		800m	Overall	(0:06.07)	(0:11.13)	(0:11.89)	(0:11.71)	(0:12.75)				
4	5	I AM PIETRA	5	66.0	0:06.76	0:53.57 [4]	0:46.81 [10]	0:35.37 [10]	0:23.89 [8]	0:12.15 [6]	2.02L	0:35.37 -2		
		Corey Bayliss		600m	Overall	(0:06.76)	(0:11.44)	(0:11.48)	(0:11.74)	(0:12.15)				
5	2	BRAVE IN SEATTLE	7	67.0	0:06.33	0:53.60 [5]	0:47.27 [4]	0:36.29 [3]	0:24.62 [1]	0:12.79 [3]	2.15L	0:36.29 +1		
		Olivia Kendal		800m	Overall	(0:06.33)	(0:10.98)	(0:11.67)	(0:11.83)	(0:12.79)				
6	9	THE WALKER'S ROSIE	9	66.1	0:06.22	0:53.73 [6]	0:47.51 [3]	0:36.29 [4]	0:24.45 [4]	0:12.60 [4]	2.93L	0:36.29 +6		
		Georgina Cartwright		800m	Overall	(0:06.22)	(0:11.22)	(0:11.84)	(0:11.85)	(0:12.60)				
7	8	ROSE OF CHANTILLY	11	65.9	0:06.39	0:53.96 [7]	0:47.57 [5]	0:36.19 [7]	0:24.30 [7]	0:12.33 [9]	4.3L	0:36.19 +9		
		Kenji Yoshida		800m	Overall	(0:06.39)	(0:11.38)	(0:11.89)	(0:11.97)	(0:12.33)				
8	13	NUZANA	8	63.9	0:06.45	0:53.99 [8]	0:47.54 [6]	0:35.96 [9]	0:24.18 [10]	0:12.42 [8]	4.47L	0:35.96 +8		
		Brea Harrison		800m	Overall	(0:06.45)	(0:11.58)	(0:11.78)	(0:11.76)	(0:12.42)				
9	4	DAMN SHE'S FINE	4	66.0	0:06.49	0:54.59 [9]	0:48.10 [9]	0:36.89 [6]	0:25.13 [6]	0:13.09 [7]	8.01L	0:36.89 +4		
		Billie-Rose Andrew		800m	Overall	(0:06.49)	(0:11.21)	(0:11.76)	(0:12.04)	(0:13.09)				
10	15	UP OVER'N GONE	6	65.2	0:06.49	0:55.45 [10]	0:48.96 [8]	0:37.57 [8]	0:25.69 [9]	0:13.39 [10]	13.03L	0:37.57 +4		
		Les Tilley		800m	Overall	(0:06.49)	(0:11.39)	(0:11.88)	(0:12.30)	(0:13.39)				

Scratched: Haniel (#11), Super Johnny Joya (#16), Wally's Boy (#17), Enterprise Khan (#1), Windun (#10), Funky Zebra (#12), Roth's Romance (#14)

Report Created: Tue 28 October 2025 13:54 GMT+ (Note: Timing is based on position data)

Page 1/11

[ ] Ranking at each section and finish  
-:-:- No data available at this section  
NA No data available

SCN Saddle cloth number  
DNF Did not finish  
DNT Did not track

data processed by  **TRIPLESDATA**



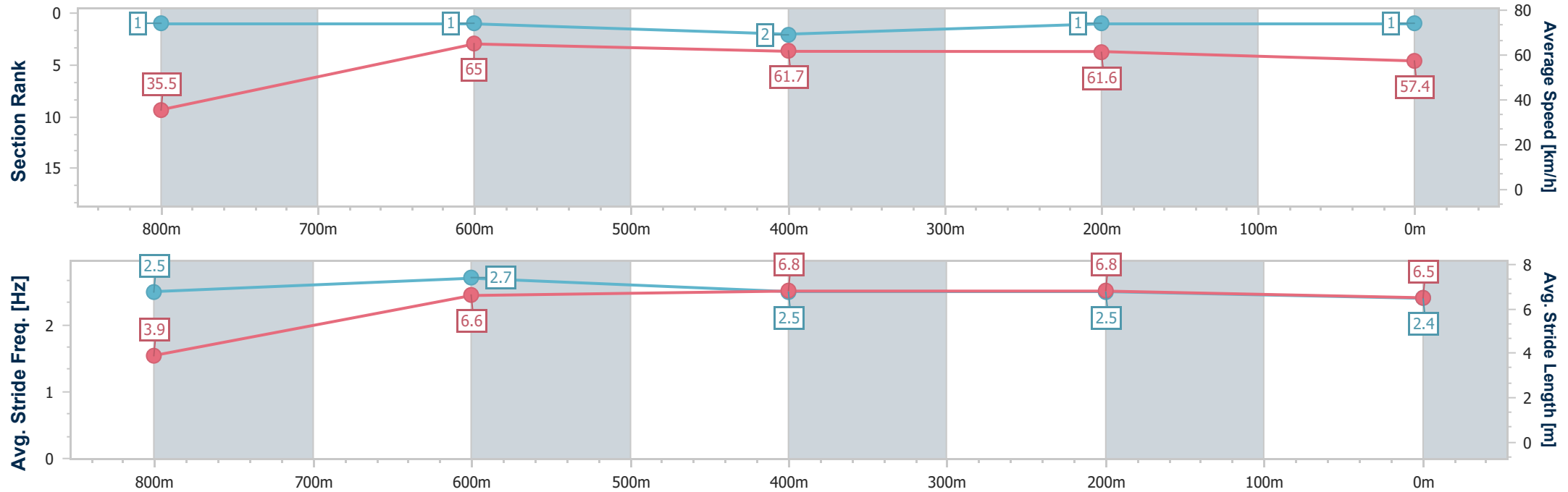
Horse/Jockey Name	Mishani Aztec
Final Rank	1
Fastest Section Time (Section)	0:06.05 (Overall)
Top Speed [km/h] (Section)	66.5 (800m)
Race State	Finished



GattonProfessional  
Race 2: Ladbrokes Popular SRM QTIS Three-Years-Old Maiden  
Plate - 860m  
28 October 2025 - 13:35  
Track Rating: Heavy 8, Weather: Showery, Rail Position: +0.5m  
800m-400m, True Remainder



Section	Overall	800m	600m	400m	200m										
Section Times	0:53.23 [1] (0:06.05)	0:47.18 [1] (0:11.14)	0:36.04 [1] (0:11.80)	0:24.24 [2] (0:11.73)	0:12.51 [1] (0:12.51)										
Average Speed [km/h]	35.5	65.0	61.7	61.6	57.4										
Top Speed [km/h]	61.0	66.5	64.0	62.2	60.8										
Avg. Dist. to Rail [m]	5.7	2.0	1.9	1.6	1.8										
Avg. Stride Freq. [Hz]	2.5	2.7	2.5	2.5	2.4										
Avg. Stride Length [m]	3.9	6.6	6.8	6.8	6.5										





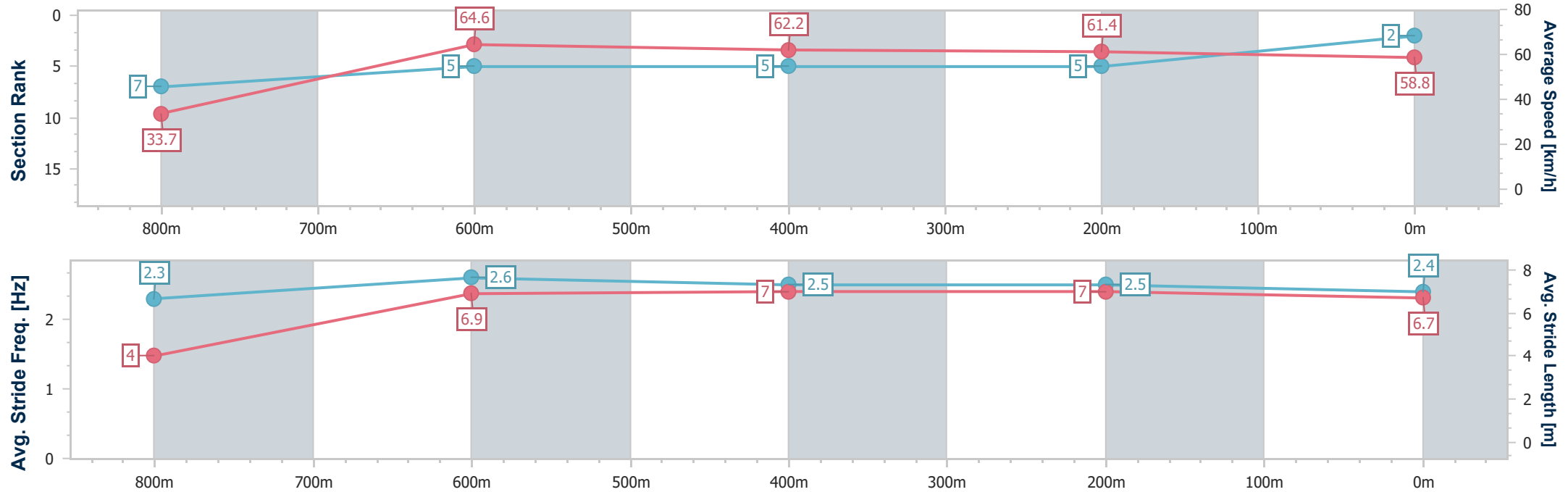
Horse/Jockey Name	Bright Outlook
Final Rank	2
Fastest Section Time (Section)	0:06.45 (Overall)
Top Speed [km/h] (Section)	65.8 (800m)
Race State	Finished



**GattonProfessional**  
**Race 2: Ladbrokes Popular SRM QTIS Three-Years-Old Maiden Plate - 860m**  
**28 October 2025 - 13:35**  
**Track Rating: Heavy 8, Weather: Showery, Rail Position: +0.5m**  
**800m-400m, True Remainder**



Section	Overall	800m	600m	400m	200m									
Section Times	0:53.38 [2] (0:06.45)	0:46.93 [7] (0:11.20)	0:35.73 [5] (0:11.73)	0:24.00 [5] (0:11.77)	0:12.23 [5] (0:12.23)									
Average Speed [km/h]	33.7	64.6	62.2	61.4	58.8									
Top Speed [km/h]	58.0	65.8	65.3	63.2	61.0									
Avg. Dist. to Rail [m]	7.8	1.3	2.2	1.3	1.9									
Avg. Stride Freq. [Hz]	2.3	2.6	2.5	2.5	2.4									
Avg. Stride Length [m]	4.0	6.9	7.0	7.0	6.7									





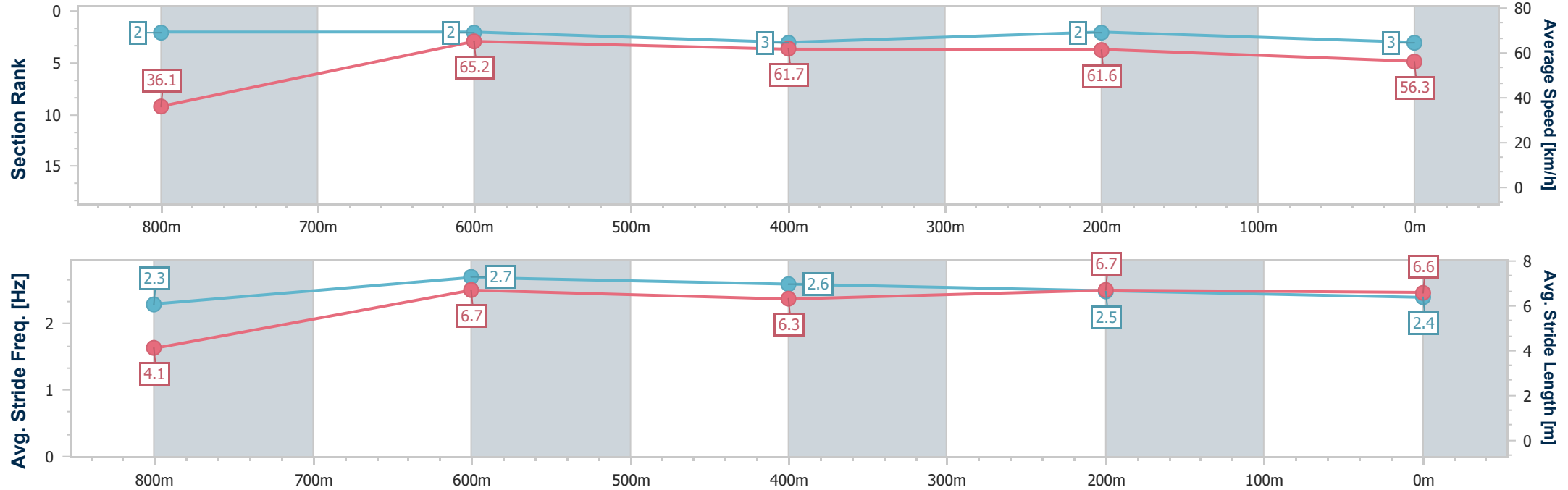
Horse/Jockey Name	Pippie Pomar
Final Rank	3
Fastest Section Time (Section)	0:06.07 (Overall)
Top Speed [km/h] (Section)	66.8 (800m)
Race State	Finished



**GattonProfessional**  
**Race 2: Ladbrokes Popular SRM QTIS Three-Years-Old Maiden Plate - 860m**  
**28 October 2025 - 13:35**  
**Track Rating: Heavy 8, Weather: Showery, Rail Position: +0.5m**  
**800m-400m, True Remainder**



Section	Overall	800m	600m	400m	200m														
Section Times	0:53.55 [3] (0:06.07)	0:47.48 [2] (0:11.13)	0:36.35 [2] (0:11.89)	0:24.46 [3] (0:11.71)	0:12.75 [2] (0:12.75)														
Average Speed [km/h]	36.1	65.2	61.7	61.6	56.3														
Top Speed [km/h]	61.6	66.8	64.1	63.2	59.2														
Avg. Dist. to Rail [m]	7.1	3.2	3.0	1.7	1.6														
Avg. Stride Freq. [Hz]	2.3	2.7	2.6	2.5	2.4														
Avg. Stride Length [m]	4.1	6.7	6.3	6.7	6.6														







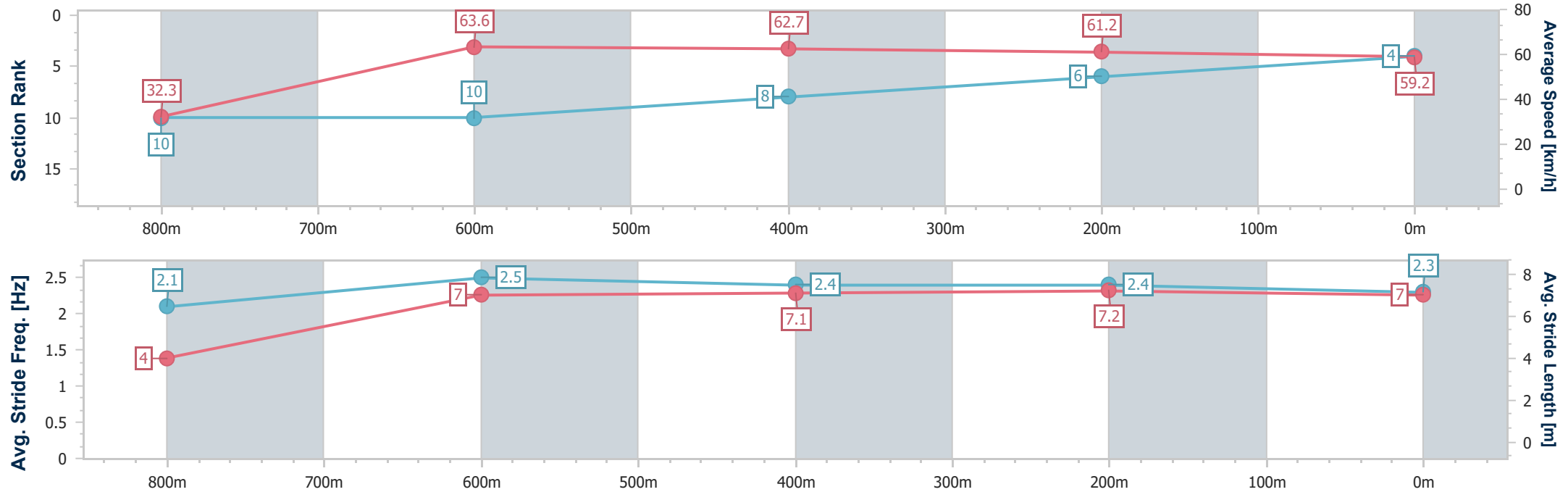
Horse/Jockey Name	I Am Pietra
Final Rank	4
Fastest Section Time (Section)	0:06.76 (Overall)
Top Speed [km/h] (Section)	66.0 (600m)
Race State	Finished



**GattonProfessional**  
**Race 2: Ladbrokes Popular SRM QTIS Three-Years-Old Maiden Plate - 860m**  
**28 October 2025 - 13:35**  
**Track Rating: Heavy 8, Weather: Showery, Rail Position: +0.5m**  
**800m-400m, True Remainder**



Section	Overall	800m	600m	400m	200m										
Section Times	0:53.57 [4] (0:06.76)	0:46.81 [10] (0:11.44)	0:35.37 [10] (0:11.48)	0:23.89 [8] (0:11.74)	0:12.15 [6] (0:12.15)										
Average Speed [km/h]	32.3	63.6	62.7	61.2	59.2										
Top Speed [km/h]	57.4	65.3	66.0	62.8	61.2										
Avg. Dist. to Rail [m]	10.7	3.2	0.6	1.1	1.1										
Avg. Stride Freq. [Hz]	2.1	2.5	2.4	2.4	2.3										
Avg. Stride Length [m]	4.0	7.0	7.1	7.2	7.0										



- [ ] Ranking at each section and finish
- .-.- No data available at this section
- NA No data available



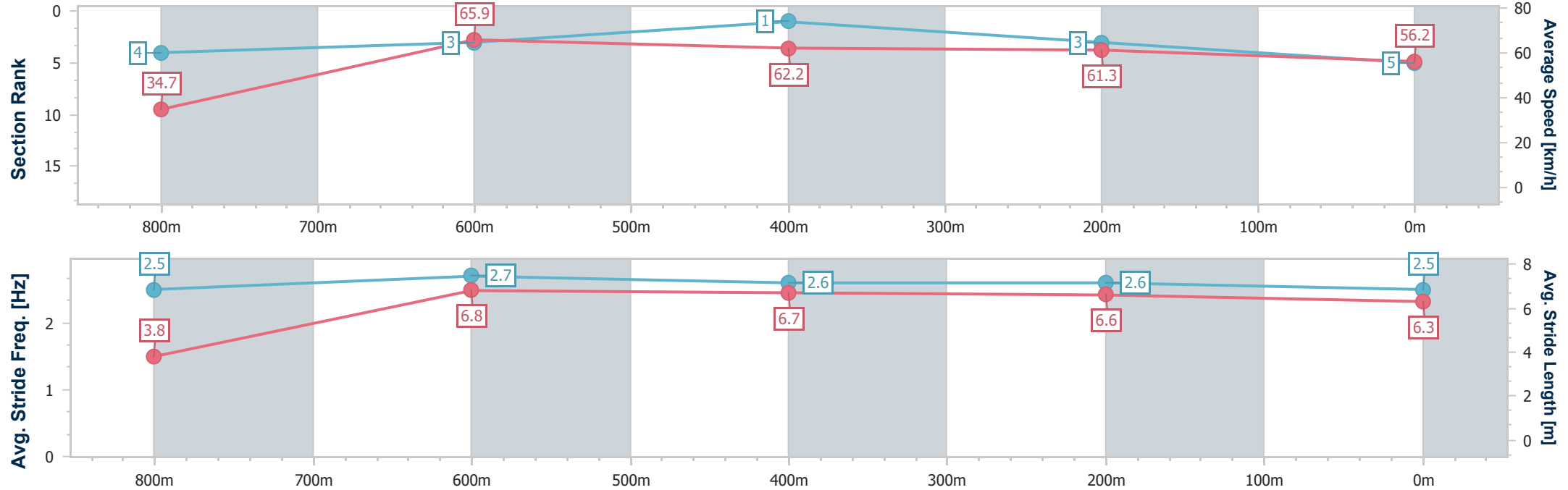
Horse/Jockey Name	Brave In Seattle
Final Rank	5
Fastest Section Time (Section)	0:06.33 (Overall)
Top Speed [km/h] (Section)	67.0 (800m)
Race State	Finished



GattonProfessional  
Race 2: Ladbrokes Popular SRM QTIS Three-Years-Old Maiden  
Plate - 860m  
28 October 2025 - 13:35  
Track Rating: Heavy 8, Weather: Showery, Rail Position: +0.5m  
800m-400m, True Remainder



Section	Overall	800m	600m	400m	200m									
Section Times	0:53.60 [5] (0:06.33)	0:47.27 [4] (0:10.98)	0:36.29 [3] (0:11.67)	0:24.62 [1] (0:11.83)	0:12.79 [3] (0:12.79)									
Average Speed [km/h]	34.7	65.9	62.2	61.3	56.2									
Top Speed [km/h]	62.9	67.0	65.5	63.2	59.9									
Avg. Dist. to Rail [m]	10.7	2.5	1.8	3.6	4.4									
Avg. Stride Freq. [Hz]	2.5	2.7	2.6	2.6	2.5									
Avg. Stride Length [m]	3.8	6.8	6.7	6.6	6.3									





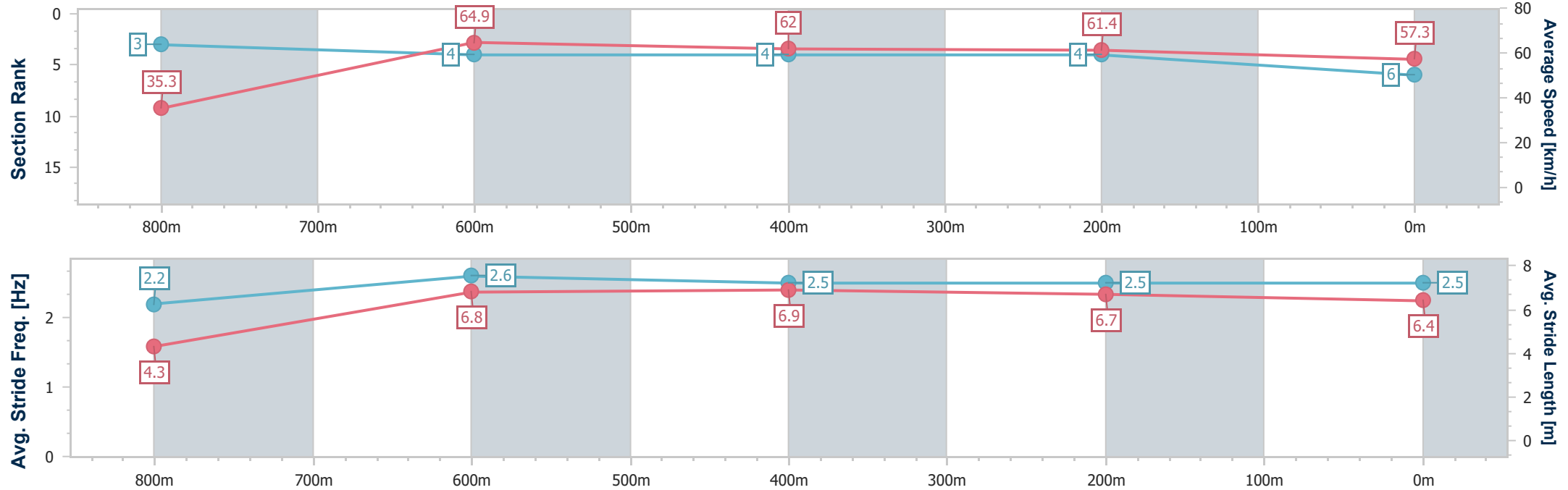
Horse/Jockey Name	The Walker's Rosie
Final Rank	6
Fastest Section Time (Section)	0:06.22 (Overall)
Top Speed [km/h] (Section)	66.1 (800m)
Race State	Finished



GattonProfessional  
Race 2: Ladbrokes Popular SRM QTIS Three-Years-Old Maiden  
Plate - 860m  
28 October 2025 - 13:35  
Track Rating: Heavy 8, Weather: Showery, Rail Position: +0.5m  
800m-400m, True Remainder



Section	Overall	800m	600m	400m	200m								
Section Times	0:53.73 [6] (0:06.22)	0:47.51 [3] (0:11.22)	0:36.29 [4] (0:11.84)	0:24.45 [4] (0:11.85)	0:12.60 [4] (0:12.60)								
Average Speed [km/h]	35.3	64.9	62.0	61.4	57.3								
Top Speed [km/h]	60.0	66.1	66.1	63.9	59.4								
Avg. Dist. to Rail [m]	13.3	4.1	3.6	6.1	8.8								
Avg. Stride Freq. [Hz]	2.2	2.6	2.5	2.5	2.5								
Avg. Stride Length [m]	4.3	6.8	6.9	6.7	6.4								





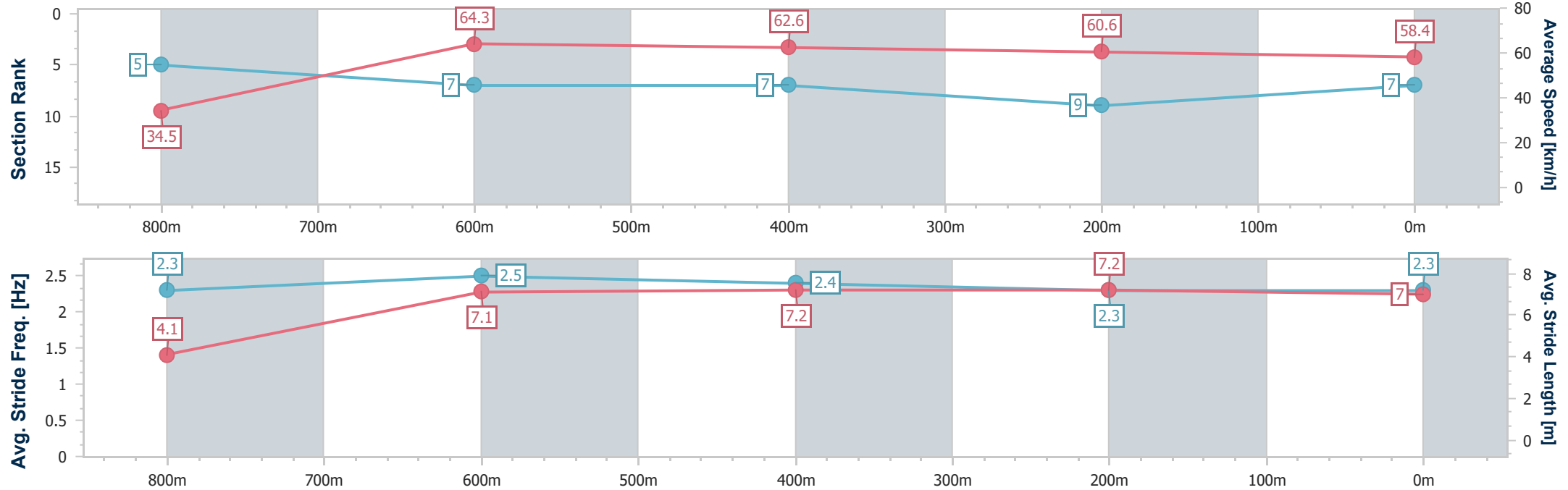
Horse/Jockey Name	Rose Of Chantilly
Final Rank	7
Fastest Section Time (Section)	0:06.39 (Overall)
Top Speed [km/h] (Section)	65.9 (800m)
Race State	Finished



GattonProfessional  
Race 2: Ladbrokes Popular SRM QTIS Three-Years-Old Maiden  
Plate - 860m  
28 October 2025 - 13:35  
Track Rating: Heavy 8, Weather: Showery, Rail Position: +0.5m  
800m-400m, True Remainder



Section	Overall	800m	600m	400m	200m									
Section Times	0:53.96 [7] (0:06.39)	0:47.57 [5] (0:11.38)	0:36.19 [7] (0:11.89)	0:24.30 [7] (0:11.97)	0:12.33 [9] (0:12.33)									
Average Speed [km/h]	34.5	64.3	62.6	60.6	58.4									
Top Speed [km/h]	59.3	65.9	65.2	61.8	59.9									
Avg. Dist. to Rail [m]	14.5	6.4	4.9	5.7	5.6									
Avg. Stride Freq. [Hz]	2.3	2.5	2.4	2.3	2.3									
Avg. Stride Length [m]	4.1	7.1	7.2	7.2	7.0									





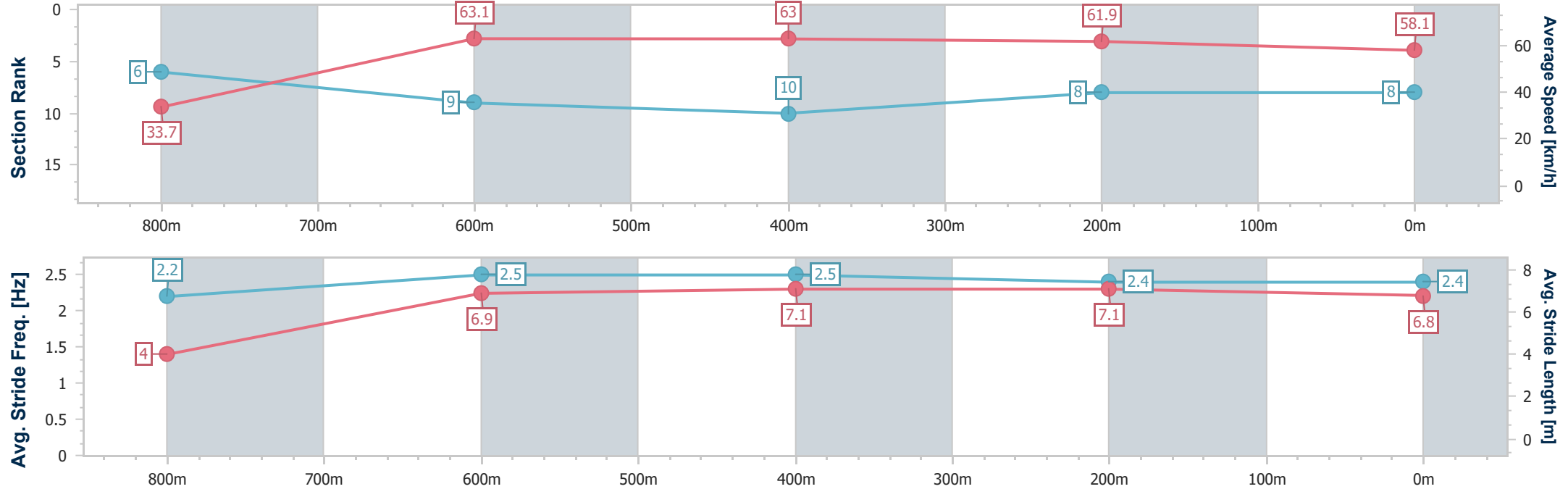
Horse/Jockey Name	Nuzana
Final Rank	8
Fastest Section Time (Section)	0:06.45 (Overall)
Top Speed [km/h] (Section)	63.9 (800m)
Race State	Finished



GattonProfessional  
Race 2: Ladbrokes Popular SRM QTIS Three-Years-Old Maiden  
Plate - 860m  
28 October 2025 - 13:35  
Track Rating: Heavy 8, Weather: Showery, Rail Position: +0.5m  
800m-400m, True Remainder



Section	Overall	800m	600m	400m	200m										
Section Times	0:53.99 [8] (0:06.45)	0:47.54 [6] (0:11.58)	0:35.96 [9] (0:11.78)	0:24.18 [10] (0:11.76)	0:12.42 [8] (0:12.42)										
Average Speed [km/h]	33.7	63.1	63.0	61.9	58.1										
Top Speed [km/h]	58.5	63.9	63.8	62.7	61.0										
Avg. Dist. to Rail [m]	11.9	5.5	4.8	6.6	7.9										
Avg. Stride Freq. [Hz]	2.2	2.5	2.5	2.4	2.4										
Avg. Stride Length [m]	4.0	6.9	7.1	7.1	6.8										





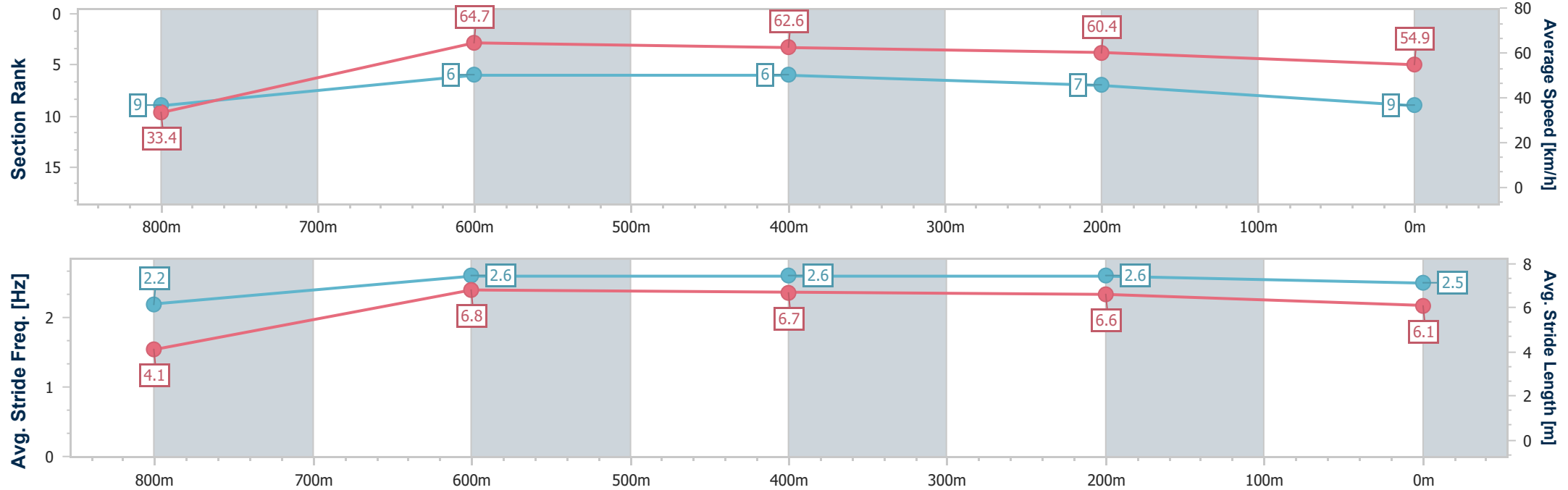
Horse/Jockey Name	Damn She's Fine
Final Rank	9
Fastest Section Time (Section)	0:06.49 (Overall)
Top Speed [km/h] (Section)	66.0 (800m)
Race State	Finished



GattonProfessional  
Race 2: Ladbrokes Popular SRM QTIS Three-Years-Old Maiden  
Plate - 860m  
28 October 2025 - 13:35  
Track Rating: Heavy 8, Weather: Showery, Rail Position: +0.5m  
800m-400m, True Remainder



Section	Overall	800m	600m	400m	200m										
Section Times	0:54.59 [9] (0:06.49)	0:48.10 [9] (0:11.21)	0:36.89 [6] (0:11.76)	0:25.13 [6] (0:12.04)	0:13.09 [7] (0:13.09)										
Average Speed [km/h]	33.4	64.7	62.6	60.4	54.9										
Top Speed [km/h]	59.4	66.0	65.6	62.4	57.9										
Avg. Dist. to Rail [m]	9.1	2.9	3.7	5.3	7.1										
Avg. Stride Freq. [Hz]	2.2	2.6	2.6	2.6	2.5										
Avg. Stride Length [m]	4.1	6.8	6.7	6.6	6.1										





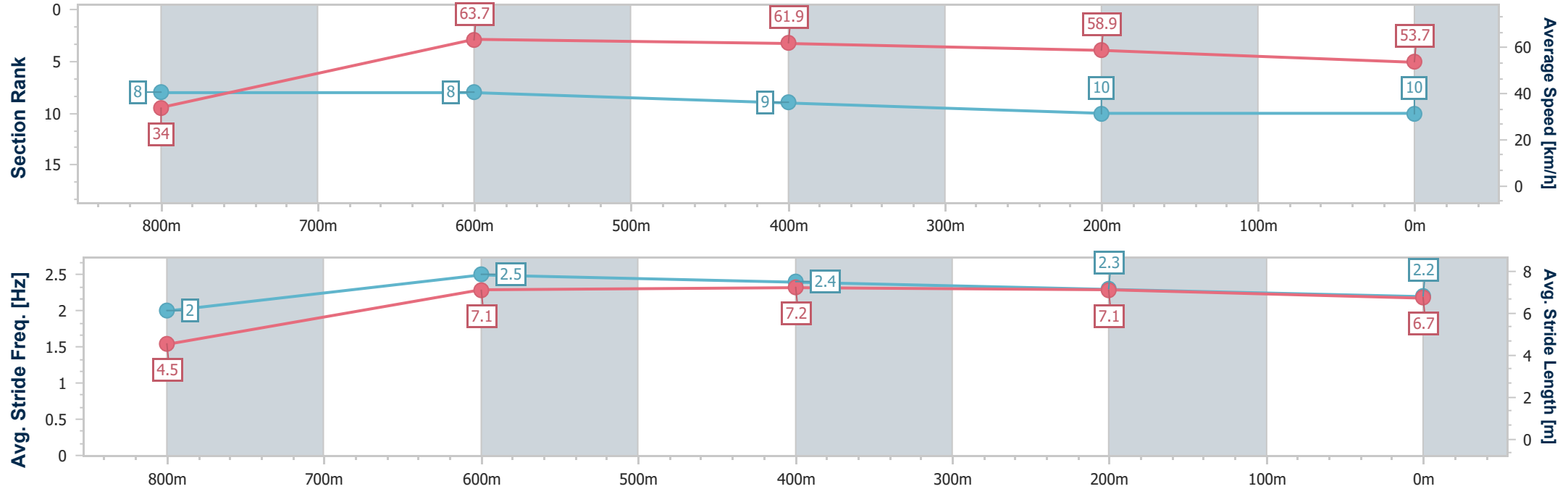
Horse/Jockey Name	Up Over'n Gone
Final Rank	10
Fastest Section Time (Section)	0:06.49 (Overall)
Top Speed [km/h] (Section)	65.2 (800m)
Race State	Finished



GattonProfessional  
Race 2: Ladbrokes Popular SRM QTIS Three-Years-Old Maiden  
Plate - 860m  
28 October 2025 - 13:35  
Track Rating: Heavy 8, Weather: Showery, Rail Position: +0.5m  
800m-400m, True Remainder



Section	Overall	800m	600m	400m	200m										
Section Times	0:55.45 [10] (0:06.49)	0:48.96 [8] (0:11.39)	0:37.57 [8] (0:11.88)	0:25.69 [9] (0:12.30)	0:13.39 [10] (0:13.39)										
Average Speed [km/h]	34.0	63.7	61.9	58.9	53.7										
Top Speed [km/h]	59.3	65.2	64.0	60.8	56.8										
Avg. Dist. to Rail [m]	10.3	4.1	2.9	3.8	4.7										
Avg. Stride Freq. [Hz]	2.0	2.5	2.4	2.3	2.2										
Avg. Stride Length [m]	4.5	7.1	7.2	7.1	6.7										





**GattonProfessional**  
**Race 3: Book your Corporate Xmas Party Trackside – Sunday 21st**  
**December Class 3 Plate - 1600m**  
**28 October 2025 - 14:12**



LOCKYER VALLEY  
· TURF CLUB ·

Track Rating: Heavy 8, Weather: Showery, Rail Position: +0.5m 800m-400m, True Remainder

Section						Overall	1400m	1200m	1000m	800m	600m	400m	Last 600m		
Field Times						1:42.45 (0:14.14)	1:28.31 (0:11.78)	1:16.53 (0:12.73)	1:03.80 (0:13.08)	0:50.72 (0:12.94)	0:37.78 (0:12.82)	0:24.96 (0:12.26)	0:37.78		
Rank	TAB	Horse/Jockey	Barrier	Top Speed [km/h]	Fastest Section										Distance Travelled [m]
1	2	FOUR ACE	1	62.4	0:11.65	1:42.45 [1]	1:28.18 [2]	1:16.53 [1]	1:03.80 [1]	0:50.72 [1]	0:37.78 [1]	0:24.96 [1]	0:37.78		
		Kyle Wilson-Taylor		1400m	1400m	(0:14.27)	(0:11.65)	(0:12.73)	(0:13.08)	(0:12.94)	(0:12.82)	(0:12.26)			
2	9	FRIEND IN NEED	3	63.0	0:11.80	1:42.61 [2]	1:28.28 [3]	1:16.48 [3]	1:03.75 [3]	0:50.58 [4]	0:37.89 [2]	0:25.08 [2]	0:37.89	+6	
		Adin Thompson		1400m	1400m	(0:14.33)	(0:11.80)	(0:12.73)	(0:13.17)	(0:12.69)	(0:12.81)	(0:12.42)			
3	4	CHANGE THE DEEL	4	60.5	0:11.98	1:43.00 [3]	1:28.12 [7]	1:16.14 [7]	1:03.64 [6]	0:50.63 [6]	0:37.82 [6]	0:24.89 [5]	0:37.82	-1	
		Brandon Lerena		1400m	1400m	(0:14.88)	(0:11.98)	(0:12.50)	(0:13.01)	(0:12.81)	(0:12.93)	(0:12.43)			
4	3	REGGIE'S FOLLY	2	62.5	0:11.77	1:43.02 [4]	1:28.49 [5]	1:16.72 [4]	1:04.14 [4]	0:51.07 [3]	0:38.19 [4]	0:25.19 [3]	0:38.19	-1	
		Paul Hamblin		Overall	1400m	(0:14.53)	(0:11.77)	(0:12.58)	(0:13.07)	(0:12.88)	(0:13.00)	(0:12.46)			
5	7	MAY	6	62.9	0:11.79	1:43.36 [5]	1:29.22 [1]	1:17.43 [2]	1:04.62 [2]	0:51.52 [2]	0:38.61 [3]	0:25.50 [4]	0:38.61	+4	
		Corey Bayliss		1400m	1400m	(0:14.14)	(0:11.79)	(0:12.81)	(0:13.10)	(0:12.91)	(0:13.11)	(0:12.48)			
6	5	DENETTA	7	61.1	0:11.96	1:43.88 [6]	1:29.05 [6]	1:17.09 [6]	1:04.50 [7]	0:51.39 [7]	0:38.62 [7]	0:25.72 [6]	0:38.62	+4	
		Olivia Kendal		1400m	1400m	(0:14.83)	(0:11.96)	(0:12.59)	(0:13.11)	(0:12.77)	(0:12.90)	(0:12.48)			
7	6	MIDNIGHT BOOM	5	62.0	0:11.95	1:45.70 [7]	1:31.23 [4]	1:19.28 [5]	1:06.58 [5]	0:53.49 [5]	0:40.79 [5]	0:27.53 [7]	0:40.79	+9	
		Reece O'Connell		1400m	1400m	(0:14.47)	(0:11.95)	(0:12.70)	(0:13.09)	(0:12.70)	(0:13.26)	(0:13.13)			

Scratched: Metcalfe (#8), Born To Be Alive (#1)





**GattonProfessional**  
**Race 3: Book your Corporate Xmas Party Trackside – Sunday 21st**  
**December Class 3 Plate - 1600m**  
**28 October 2025 - 14:12**



LOCKYER VALLEY  
TURF CLUB

Track Rating: Heavy 8, Weather: Showery, Rail Position: +0.5m 800m-400m, True Remainder

Section						200m			Last 600m
Field Times						0:12.70			0:37.78
						(0:12.70)			
Rank	TAB	Horse/Jockey	Barrier	Top Speed [km/h]	Fastest Section	Margin		Distance Travelled [m]	
1	2	FOUR ACE	1	62.4	0:11.65	0:12.70 [1]	1:42.45	0:37.78	
		Kyle Wilson-Taylor		1400m	1400m	(0:12.70)			
2	9	FRIEND IN NEED	3	63.0	0:11.80	0:12.66 [2]	0.95L	0:37.89	+6
		Adin Thompson		1400m	1400m	(0:12.66)			
3	4	CHANGE THE DEEL	4	60.5	0:11.98	0:12.46 [5]	3.26L	0:37.82	-1
		Brandon Lerena		1400m	1400m	(0:12.46)			
4	3	REGGIE'S FOLLY	2	62.5	0:11.77	0:12.73 [3]	3.33L	0:38.19	-1
		Paul Hamblin		Overall	1400m	(0:12.73)			
5	7	MAY	6	62.9	0:11.79	0:13.02 [4]	5.36L	0:38.61	+4
		Corey Bayliss		1400m	1400m	(0:13.02)			
6	5	DENETTA	7	61.1	0:11.96	0:13.24 [6]	8.39L	0:38.62	+4
		Olivia Kendal		1400m	1400m	(0:13.24)			
7	6	MIDNIGHT BOOM	5	62.0	0:11.95	0:14.40 [7]	19.08L	0:40.79	+9
		Reece O'Connell		1400m	1400m	(0:14.40)			

Scratched: Metcalfe (#8), Born To Be Alive (#1)



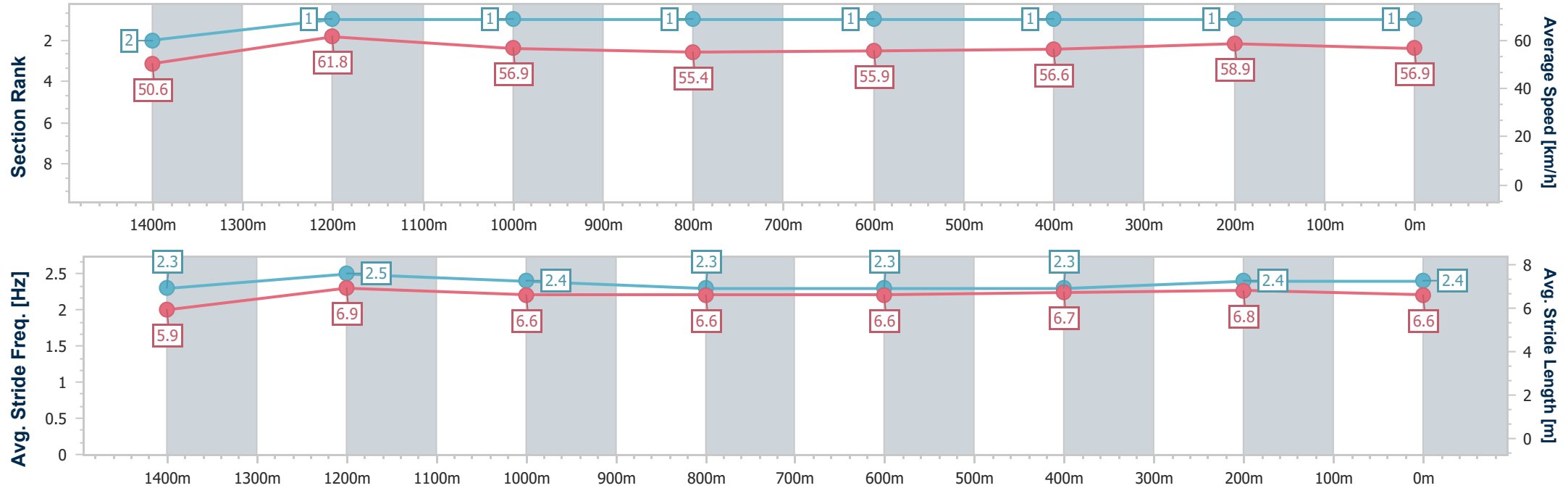
Horse/Jockey Name	Four Ace
Final Rank	1
Fastest Section Time (Section)	0:11.65 (1400m)
Top Speed [km/h] (Section)	62.4 (1400m)
Race State	Finished



GattonProfessional  
Race 3: Book your Corporate Xmas Party Trackside – Sunday  
21st December Class 3 Plate - 1600m  
28 October 2025 - 14:12  
Track Rating: Heavy 8, Weather: Showery, Rail Position: +0.5m  
800m-400m, True Remainder



Section	Overall	1400m	1200m	1000m	800m	600m	400m	200m					
Section Times	1:42.45 [1] (0:14.27)	1:28.18 [2] (0:11.65)	1:16.53 [1] (0:12.73)	1:03.80 [1] (0:13.08)	0:50.72 [1] (0:12.94)	0:37.78 [1] (0:12.82)	0:24.96 [1] (0:12.26)	0:12.70 [1] (0:12.70)					
Average Speed [km/h]	50.6	61.8	56.9	55.4	55.9	56.6	58.9	56.9					
Top Speed [km/h]	61.9	62.4	61.3	56.3	56.3	58.1	59.4	58.8					
Avg. Dist. to Rail [m]	2.4	1.5	1.3	1.5	2.0	1.9	2.1	4.2					
Avg. Stride Freq. [Hz]	2.3	2.5	2.4	2.3	2.3	2.3	2.4	2.4					
Avg. Stride Length [m]	5.9	6.9	6.6	6.6	6.6	6.7	6.8	6.6					





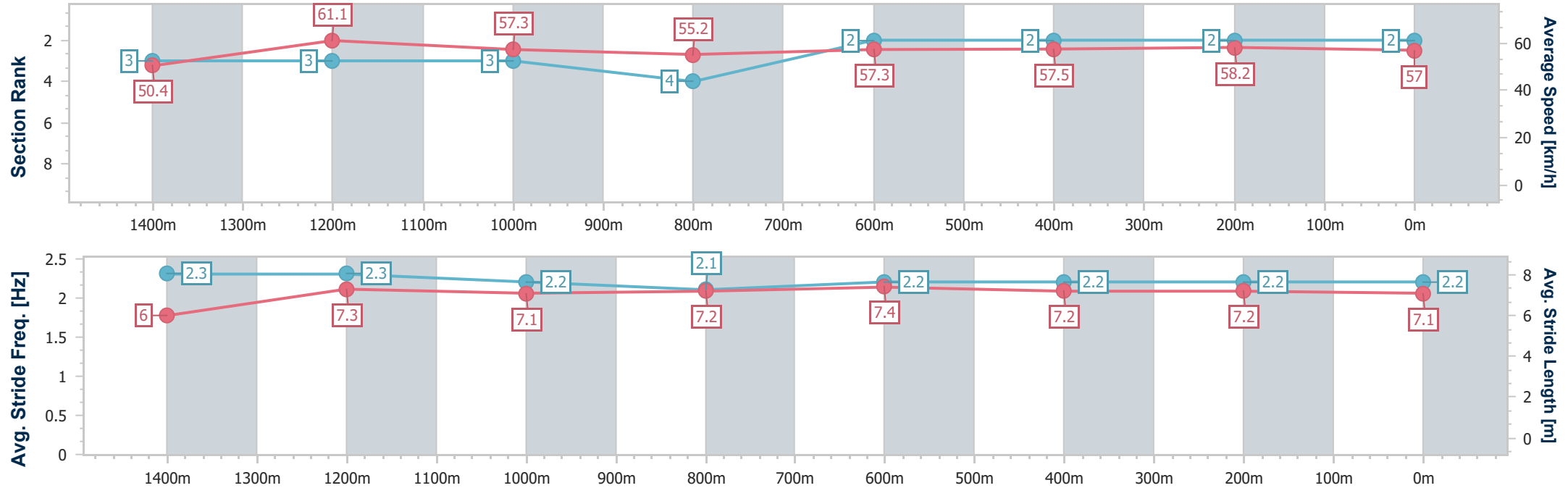
Horse/Jockey Name	Friend In Need
Final Rank	2
Fastest Section Time (Section)	0:11.80 (1400m)
Top Speed [km/h] (Section)	63.0 (1400m)
Race State	Finished



**GattonProfessional**  
Race 3: Book your Corporate Xmas Party Trackside – Sunday  
21st December Class 3 Plate - 1600m  
28 October 2025 - 14:12  
Track Rating: Heavy 8, Weather: Showery, Rail Position: +0.5m  
800m-400m, True Remainder



Section	Overall	1400m	1200m	1000m	800m	600m	400m	200m						
Section Times	1:42.61 [2] (0:14.33)	1:28.28 [3] (0:11.80)	1:16.48 [3] (0:12.73)	1:03.75 [3] (0:13.17)	0:50.58 [4] (0:12.69)	0:37.89 [2] (0:12.81)	0:25.08 [2] (0:12.42)	0:12.66 [2] (0:12.66)						
Average Speed [km/h]	50.4	61.1	57.3	55.2	57.3	57.5	58.2	57.0						
Top Speed [km/h]	60.2	63.0	61.5	56.1	58.8	58.8	59.5	59.3						
Avg. Dist. to Rail [m]	3.9	2.3	2.8	2.9	3.5	3.7	3.2	5.9						
Avg. Stride Freq. [Hz]	2.3	2.3	2.2	2.1	2.2	2.2	2.2	2.2						
Avg. Stride Length [m]	6.0	7.3	7.1	7.2	7.4	7.2	7.2	7.1						





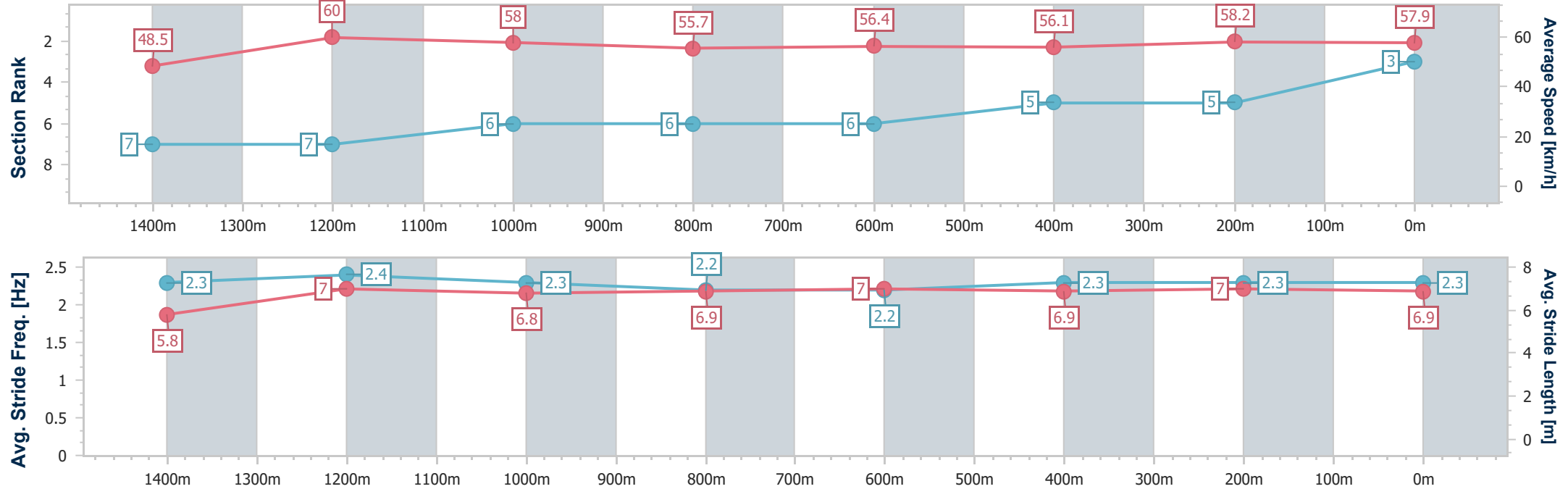
Horse/Jockey Name	Change The Deel
Final Rank	3
Fastest Section Time (Section)	0:11.98 (1400m)
Top Speed [km/h] (Section)	60.5 (1400m)
Race State	Finished



**GattonProfessional**  
Race 3: Book your Corporate Xmas Party Trackside – Sunday  
21st December Class 3 Plate - 1600m  
28 October 2025 - 14:12  
Track Rating: Heavy 8, Weather: Showery, Rail Position: +0.5m  
800m-400m, True Remainder



Section	Overall	1400m	1200m	1000m	800m	600m	400m	200m					
Section Times	1:43.00 [3] (0:14.88)	1:28.12 [7] (0:11.98)	1:16.14 [7] (0:12.50)	1:03.64 [6] (0:13.01)	0:50.63 [6] (0:12.81)	0:37.82 [6] (0:12.93)	0:24.89 [5] (0:12.43)	0:12.46 [5] (0:12.46)					
Average Speed [km/h]	48.5	60.0	58.0	55.7	56.4	56.1	58.2	57.9					
Top Speed [km/h]	60.5	60.5	60.4	56.9	57.4	57.4	59.0	58.7					
Avg. Dist. to Rail [m]	4.3	1.5	1.3	1.1	1.6	1.7	2.3	4.3					
Avg. Stride Freq. [Hz]	2.3	2.4	2.3	2.2	2.2	2.3	2.3	2.3					
Avg. Stride Length [m]	5.8	7.0	6.8	6.9	7.0	6.9	7.0	6.9					



[ ] Ranking at each section and finish  
- - - - No data available at this section  
NA No data available



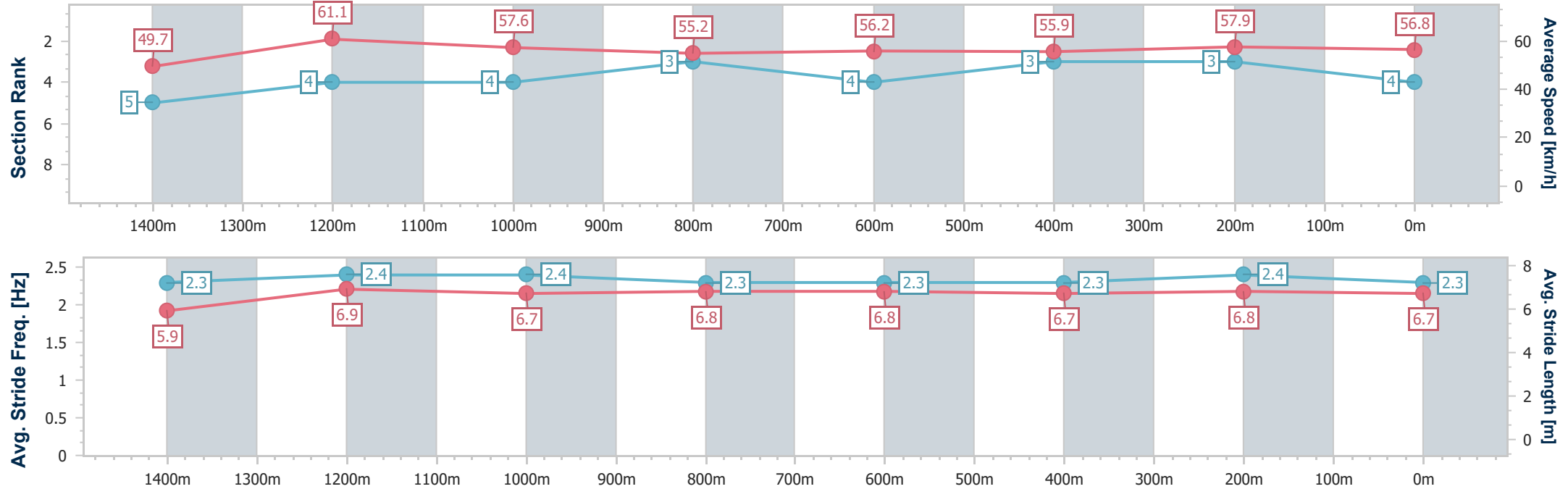
Horse/Jockey Name	Reggie's Folly
Final Rank	4
Fastest Section Time (Section)	0:11.77 (1400m)
Top Speed [km/h] (Section)	62.5 (Overall)
Race State	Finished



GattonProfessional  
Race 3: Book your Corporate Xmas Party Trackside – Sunday  
21st December Class 3 Plate - 1600m  
28 October 2025 - 14:12  
Track Rating: Heavy 8, Weather: Showery, Rail Position: +0.5m  
800m-400m, True Remainder



Section	Overall	1400m	1200m	1000m	800m	600m	400m	200m					
Section Times	1:43.02 [4] (0:14.53)	1:28.49 [5] (0:11.77)	1:16.72 [4] (0:12.58)	1:04.14 [4] (0:13.07)	0:51.07 [3] (0:12.88)	0:38.19 [4] (0:13.00)	0:25.19 [3] (0:12.46)	0:12.73 [3] (0:12.73)					
Average Speed [km/h]	49.7	61.1	57.6	55.2	56.2	55.9	57.9	56.8					
Top Speed [km/h]	62.5	62.3	60.9	55.9	57.5	57.0	59.3	58.3					
Avg. Dist. to Rail [m]	2.9	1.3	1.2	1.3	1.8	1.6	1.5	2.2					
Avg. Stride Freq. [Hz]	2.3	2.4	2.4	2.3	2.3	2.3	2.4	2.3					
Avg. Stride Length [m]	5.9	6.9	6.7	6.8	6.8	6.7	6.8	6.7					





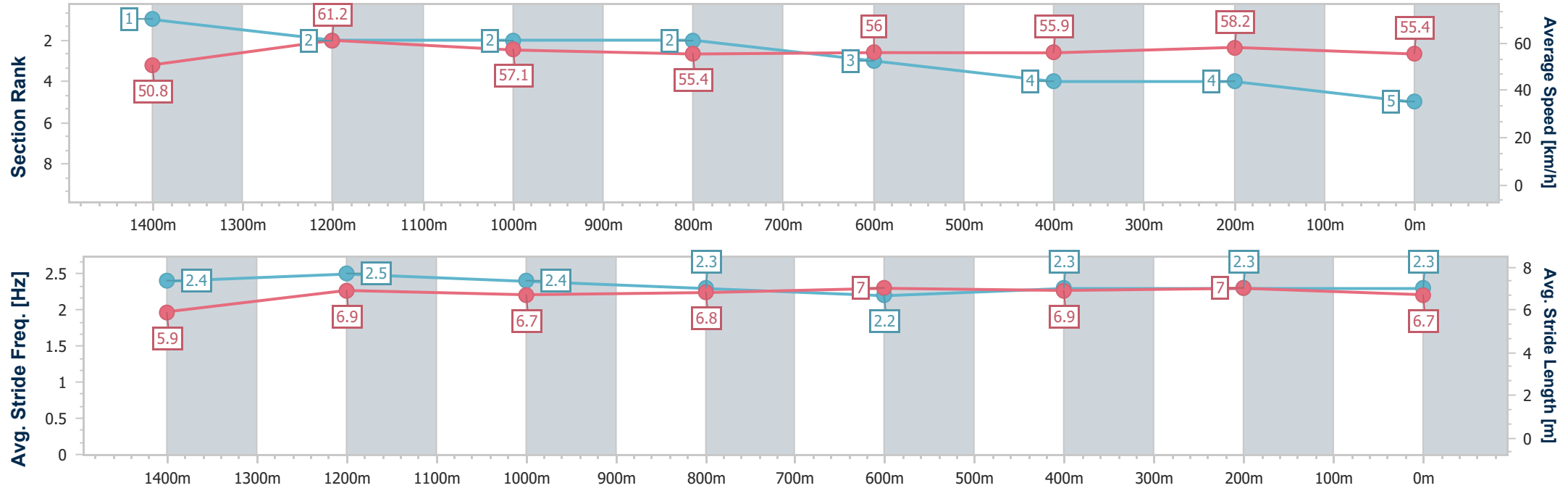
Horse/Jockey Name	May
Final Rank	5
Fastest Section Time (Section)	0:11.79 (1400m)
Top Speed [km/h] (Section)	62.9 (1400m)
Race State	Finished



GattonProfessional  
Race 3: Book your Corporate Xmas Party Trackside – Sunday  
21st December Class 3 Plate - 1600m  
28 October 2025 - 14:12  
Track Rating: Heavy 8, Weather: Showery, Rail Position: +0.5m  
800m-400m, True Remainder



Section	Overall	1400m	1200m	1000m	800m	600m	400m	200m					
Section Times	1:43.36 [5] (0:14.14)	1:29.22 [1] (0:11.79)	1:17.43 [2] (0:12.81)	1:04.62 [2] (0:13.10)	0:51.52 [2] (0:12.91)	0:38.61 [3] (0:13.11)	0:25.50 [4] (0:12.48)	0:13.02 [4] (0:13.02)					
Average Speed [km/h]	50.8	61.2	57.1	55.4	56.0	55.9	58.2	55.4					
Top Speed [km/h]	62.7	62.9	61.6	56.1	56.8	57.4	59.3	57.0					
Avg. Dist. to Rail [m]	5.9	2.6	2.2	2.4	2.9	3.1	4.1	6.6					
Avg. Stride Freq. [Hz]	2.4	2.5	2.4	2.3	2.2	2.3	2.3	2.3					
Avg. Stride Length [m]	5.9	6.9	6.7	6.8	7.0	6.9	7.0	6.7					



- [ ] Ranking at each section and finish
- .-.-.- No data available at this section
- NA No data available



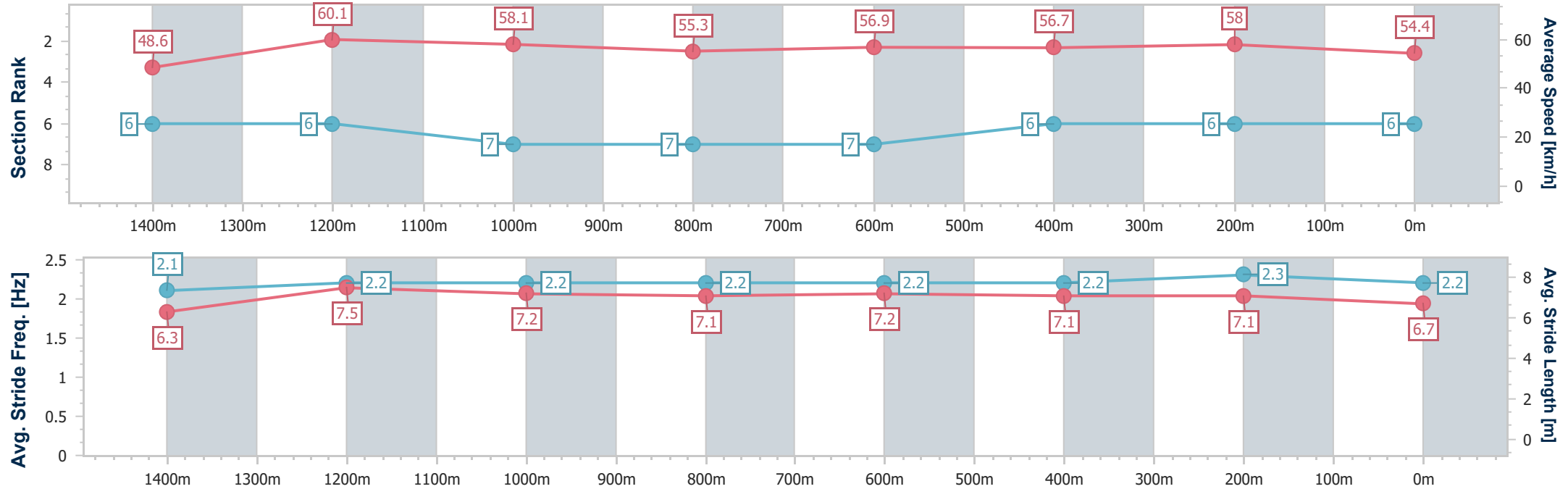
Horse/Jockey Name	Denetta
Final Rank	6
Fastest Section Time (Section)	0:11.96 (1400m)
Top Speed [km/h] (Section)	61.1 (1400m)
Race State	Finished



**GattonProfessional**  
Race 3: Book your Corporate Xmas Party Trackside – Sunday  
21st December Class 3 Plate - 1600m  
28 October 2025 - 14:12  
Track Rating: Heavy 8, Weather: Showery, Rail Position: +0.5m  
800m-400m, True Remainder



Section	Overall	1400m	1200m	1000m	800m	600m	400m	200m					
Section Times	1:43.88 [6] (0:14.83)	1:29.05 [6] (0:11.96)	1:17.09 [6] (0:12.59)	1:04.50 [7] (0:13.11)	0:51.39 [7] (0:12.77)	0:38.62 [7] (0:12.90)	0:25.72 [6] (0:12.48)	0:13.24 [6] (0:13.24)					
Average Speed [km/h]	48.6	60.1	58.1	55.3	56.9	56.7	58.0	54.4					
Top Speed [km/h]	59.8	61.1	60.9	56.2	57.5	58.0	58.8	57.3					
Avg. Dist. to Rail [m]	7.0	3.2	2.6	2.2	2.9	2.6	3.2	7.5					
Avg. Stride Freq. [Hz]	2.1	2.2	2.2	2.2	2.2	2.2	2.3	2.2					
Avg. Stride Length [m]	6.3	7.5	7.2	7.1	7.2	7.1	7.1	6.7					





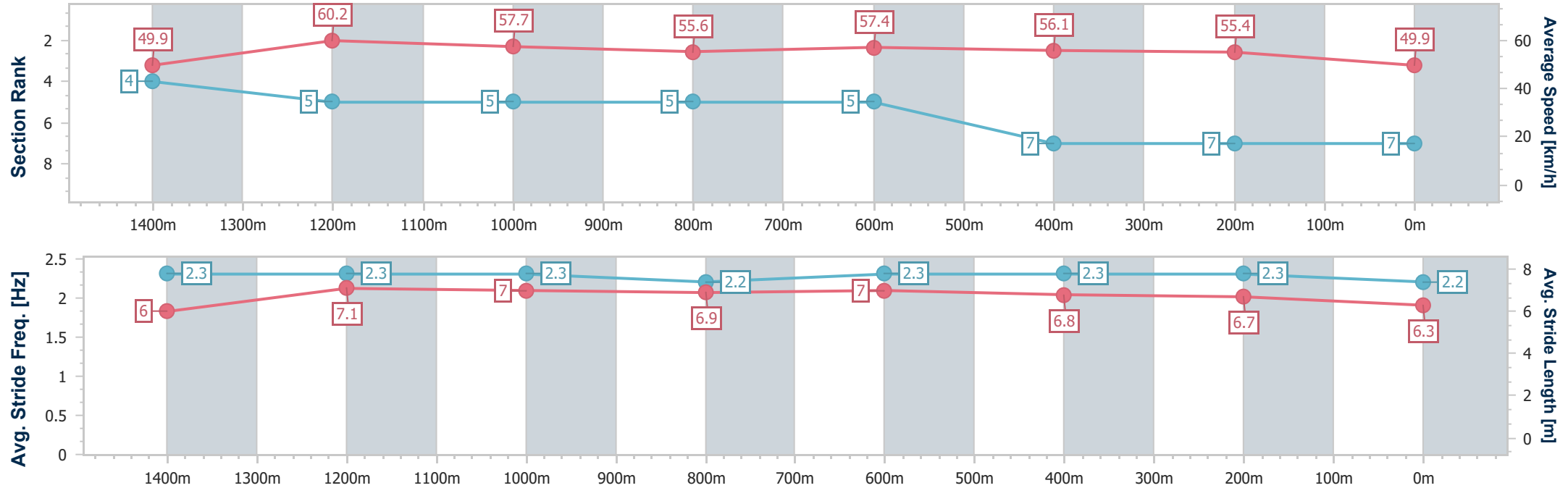
Horse/Jockey Name	Midnight Boom
Final Rank	7
Fastest Section Time (Section)	0:11.95 (1400m)
Top Speed [km/h] (Section)	62.0 (1400m)
Race State	Finished



**GattonProfessional**  
Race 3: Book your Corporate Xmas Party Trackside – Sunday  
21st December Class 3 Plate - 1600m  
28 October 2025 - 14:12  
Track Rating: Heavy 8, Weather: Showery, Rail Position: +0.5m  
800m-400m, True Remainder



Section	Overall	1400m	1200m	1000m	800m	600m	400m	200m						
Section Times	1:45.70 [7] (0:14.47)	1:31.23 [4] (0:11.95)	1:19.28 [5] (0:12.70)	1:06.58 [5] (0:13.09)	0:53.49 [5] (0:12.70)	0:40.79 [5] (0:13.26)	0:27.53 [7] (0:13.13)	0:14.40 [7] (0:14.40)						
Average Speed [km/h]	49.9	60.2	57.7	55.6	57.4	56.1	55.4	49.9						
Top Speed [km/h]	61.4	62.0	60.7	56.6	58.2	57.8	57.2	52.1						
Avg. Dist. to Rail [m]	5.1	3.0	3.3	3.1	4.6	5.2	4.5	5.7						
Avg. Stride Freq. [Hz]	2.3	2.3	2.3	2.2	2.3	2.3	2.3	2.2						
Avg. Stride Length [m]	6.0	7.1	7.0	6.9	7.0	6.8	6.7	6.3						



[ ] Ranking at each section and finish  
-.-.- No data available at this section  
NA No data available





# GattonProfessional

## Race 4: Barrier Reef Pools BM58 Handicap - 1400m

28 October 2025 - 14:48



LOCKYER VALLEY  
TURF CLUB

Track Rating: Heavy 8, Weather: Showery, Rail Position: +0.5m 800m-400m, True Remainder

Section					Overall	1200m	1000m	800m	600m	400m	Last 600m		
Field Times					1:28.16 (0:13.60)	1:14.56 (0:11.41)	1:03.15 (0:11.99)	0:51.16 (0:12.28)	0:38.88 (0:12.92)	0:25.96 (0:12.82)	0:38.88		
Rank	TAB	Horse/Jockey	Barrier	Top Speed [km/h]	Fastest Section							Distance Travelled [m]	
1	4	GOOGAZ	4	66.1	0:11.62	1:28.16 [1]	1:14.46 [2]	1:02.84 [3]	0:50.95 [2]	0:38.63 [2]	0:25.68 [2]	0:38.63	
		Brandon Lerena		1200m	1200m	(0:13.70)	(0:11.62)	(0:11.89)	(0:12.32)	(0:12.95)	(0:12.68)		
2	2	LIETUVA	1	65.1	0:11.41	1:28.72 [2]	1:15.12 [1]	1:03.71 [1]	0:51.72 [1]	0:39.44 [1]	0:26.52 [1]	0:39.44	-9
		Kyle Wilson-Taylor		Overall	1200m	(0:13.60)	(0:11.41)	(0:11.99)	(0:12.28)	(0:12.92)	(0:12.82)		
3	7	INSPIRED DREAM	5	65.4	0:11.66	1:29.51 [3]	1:15.56 [5]	1:03.90 [4]	0:51.99 [4]	0:39.59 [5]	0:26.67 [4]	0:39.59	-8
		Nozi Tomizawa		Overall	1200m	(0:13.95)	(0:11.66)	(0:11.91)	(0:12.40)	(0:12.92)	(0:12.76)		
4	3	HARLEQUIN FIELD	7	64.6	0:11.80	1:30.94 [4]	1:17.05 [4]	1:05.17 [5]	0:53.37 [5]	0:41.06 [4]	0:27.82 [7]	0:41.06	-6
		Gary Geran		Overall	1000m	(0:13.89)	(0:11.88)	(0:11.80)	(0:12.31)	(0:13.24)	(0:13.53)		
5	8	MISHANI EMPIRE	3	64.0	0:11.74	1:33.84 [5]	1:19.57 [7]	1:07.50 [7]	0:55.76 [7]	0:43.84 [6]	0:30.84 [5]	0:43.84	-1
		Olivia Kendal		Overall	1000m	(0:14.27)	(0:12.07)	(0:11.74)	(0:11.92)	(0:13.00)	(0:13.78)		

Did Not Finish: Forebears (#9), Prophet Of Boom (#1)

Scratched: Ace's In Bloom (#6), Porrista (#5), Maxie Tap (#11), Absolve (#10)



# GattonProfessional

## Race 4: Barrier Reef Pools BM58 Handicap - 1400m

28 October 2025 - 14:48



LOCKYER VALLEY  
TURF CLUB

Track Rating: Heavy 8, Weather: Showery, Rail Position: +0.5m 800m-400m, True Remainder

Section		Field Times		200m		Last 600m			
				0:13.14 (0:13.14)		0:38.88			
Rank	TAB	Horse/Jockey	Barrier	Top Speed [km/h]	Fastest Section	Margin			Distance Travelled [m]
1	4	GOOGAZ	4	66.1	0:11.62	0:13.00 [2]	1:28.16		0:38.63
		Brandon Lerena		1200m	1200m	(0:13.00)			
2	2	LIETUVA	1	65.1	0:11.41	0:13.70 [1]	3.29L		0:39.44 -9
		Kyle Wilson-Taylor		Overall	1200m	(0:13.70)			
3	7	INSPIRED DREAM	5	65.4	0:11.66	0:13.91 [3]	8L		0:39.59 -8
		Nozi Tomizawa		Overall	1200m	(0:13.91)			
4	3	HARLEQUIN FIELD	7	64.6	0:11.80	0:14.29 [4]	16.35L		0:41.06 -6
		Gary Geran		Overall	1000m	(0:14.29)			
5	8	MISHANI EMPIRE	3	64.0	0:11.74	0:17.06 [5]	33.43L		0:43.84 -1
		Olivia Kendal		Overall	1000m	(0:17.06)			

Did Not Finish: Forebears (#9), Prophet Of Boom (#1)

Scratched: Ace's In Bloom (#6), Porrista (#5), Maxie Tap (#11), Absolve (#10)



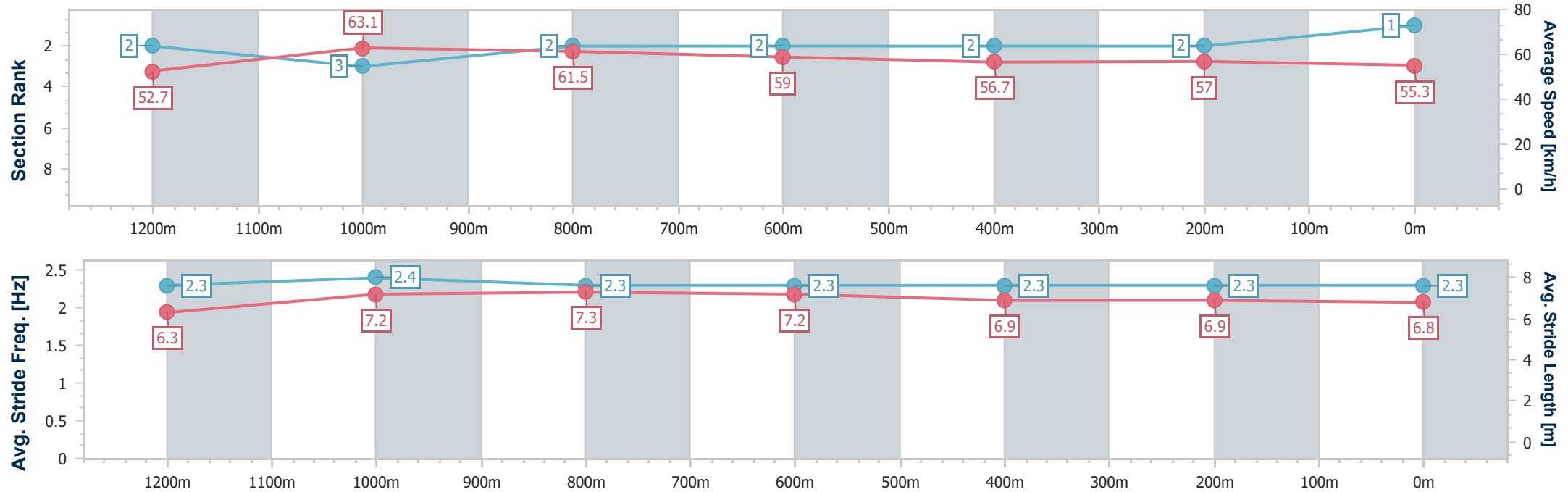
Horse/Jockey Name	Googaz
Final Rank	1
Fastest Section Time (Section)	0:11.62 (1200m)
Top Speed [km/h] (Section)	66.1 (1200m)
Race State	Finished



GattonProfessional  
Race 4: Barrier Reef Pools BM58 Handicap - 1400m  
28 October 2025 - 14:48  
Track Rating: Heavy 8, Weather: Showery, Rail Position: +0.5m  
800m-400m, True Remainder



Section	Overall	1200m	1000m	800m	600m	400m	200m						
Section Times	1:28.16 [1] (0:13.70)	1:14.46 [2] (0:11.62)	1:02.84 [3] (0:11.89)	0:50.95 [2] (0:12.32)	0:38.63 [2] (0:12.95)	0:25.68 [2] (0:12.68)	0:13.00 [2] (0:13.00)						
Average Speed [km/h]	52.7	63.1	61.5	59.0	56.7	57.0	55.3						
Top Speed [km/h]	65.6	66.1	63.2	62.1	57.7	57.8	57.0						
Avg. Dist. to Rail [m]	5.1	3.4	3.7	4.1	3.0	3.0	3.8						
Avg. Stride Freq. [Hz]	2.3	2.4	2.3	2.3	2.3	2.3	2.3						
Avg. Stride Length [m]	6.3	7.2	7.3	7.2	6.9	6.9	6.8						





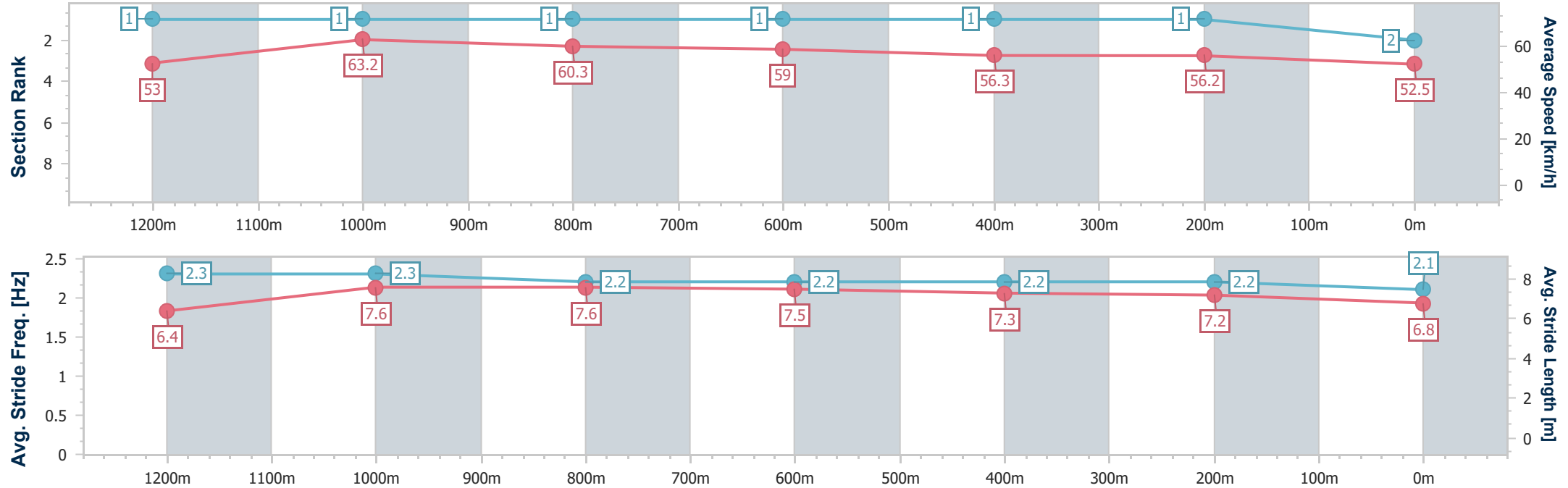
Horse/Jockey Name	Lietuva
Final Rank	2
Fastest Section Time (Section)	0:11.41 (1200m)
Top Speed [km/h] (Section)	65.1 (Overall)
Race State	Finished



GattonProfessional  
Race 4: Barrier Reef Pools BM58 Handicap - 1400m  
28 October 2025 - 14:48  
Track Rating: Heavy 8, Weather: Showery, Rail Position: +0.5m  
800m-400m, True Remainder



Section	Overall	1200m	1000m	800m	600m	400m	200m						
Section Times	1:28.72 [2] (0:13.60)	1:15.12 [1] (0:11.41)	1:03.71 [1] (0:11.99)	0:51.72 [1] (0:12.28)	0:39.44 [1] (0:12.92)	0:26.52 [1] (0:12.82)	0:13.70 [1] (0:13.70)						
Average Speed [km/h]	53.0	63.2	60.3	59.0	56.3	56.2	52.5						
Top Speed [km/h]	65.1	64.9	62.2	60.5	58.0	57.7	55.1						
Avg. Dist. to Rail [m]	1.9	0.8	1.4	2.0	1.5	1.2	2.2						
Avg. Stride Freq. [Hz]	2.3	2.3	2.2	2.2	2.2	2.2	2.1						
Avg. Stride Length [m]	6.4	7.6	7.6	7.5	7.3	7.2	6.8						





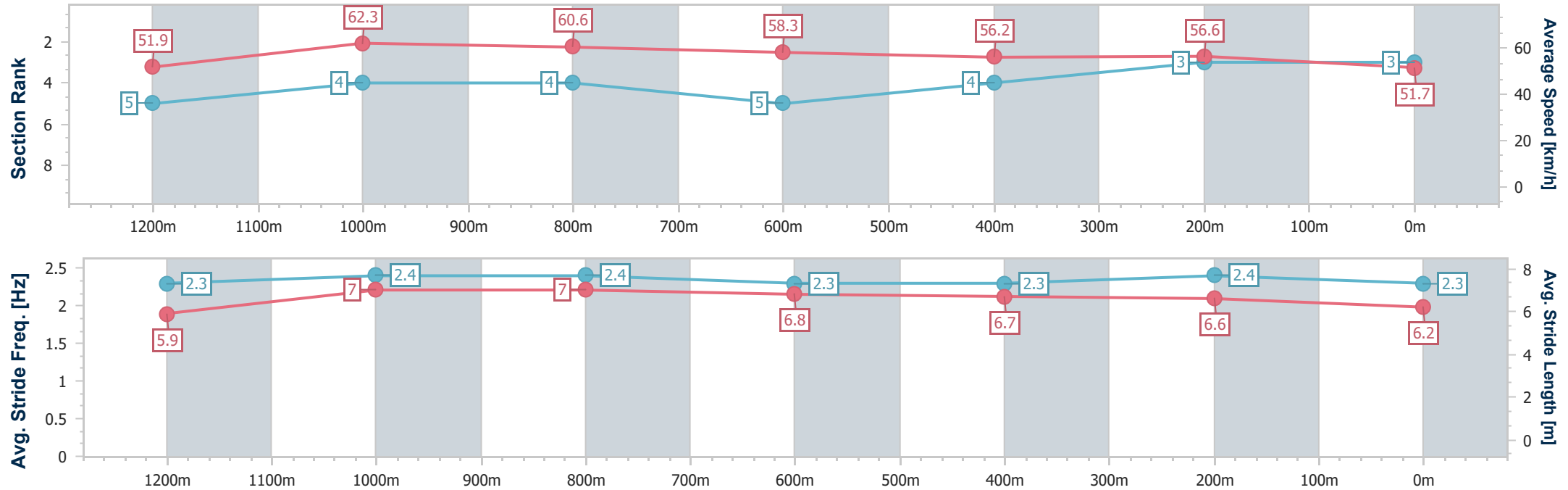
Horse/Jockey Name	Inspired Dream
Final Rank	3
Fastest Section Time (Section)	0:11.66 (1200m)
Top Speed [km/h] (Section)	65.4 (Overall)
Race State	Finished



GattonProfessional  
Race 4: Barrier Reef Pools BM58 Handicap - 1400m  
28 October 2025 - 14:48  
Track Rating: Heavy 8, Weather: Showery, Rail Position: +0.5m  
800m-400m, True Remainder



Section	Overall	1200m	1000m	800m	600m	400m	200m						
Section Times	1:29.51 [3] (0:13.95)	1:15.56 [5] (0:11.66)	1:03.90 [4] (0:11.91)	0:51.99 [4] (0:12.40)	0:39.59 [5] (0:12.92)	0:26.67 [4] (0:12.76)	0:13.91 [3] (0:13.91)						
Average Speed [km/h]	51.9	62.3	60.6	58.3	56.2	56.6	51.7						
Top Speed [km/h]	65.4	65.0	61.5	60.3	58.0	58.2	54.8						
Avg. Dist. to Rail [m]	4.8	1.5	1.1	1.3	1.7	3.3	4.8						
Avg. Stride Freq. [Hz]	2.3	2.4	2.4	2.3	2.3	2.4	2.3						
Avg. Stride Length [m]	5.9	7.0	7.0	6.8	6.7	6.6	6.2						





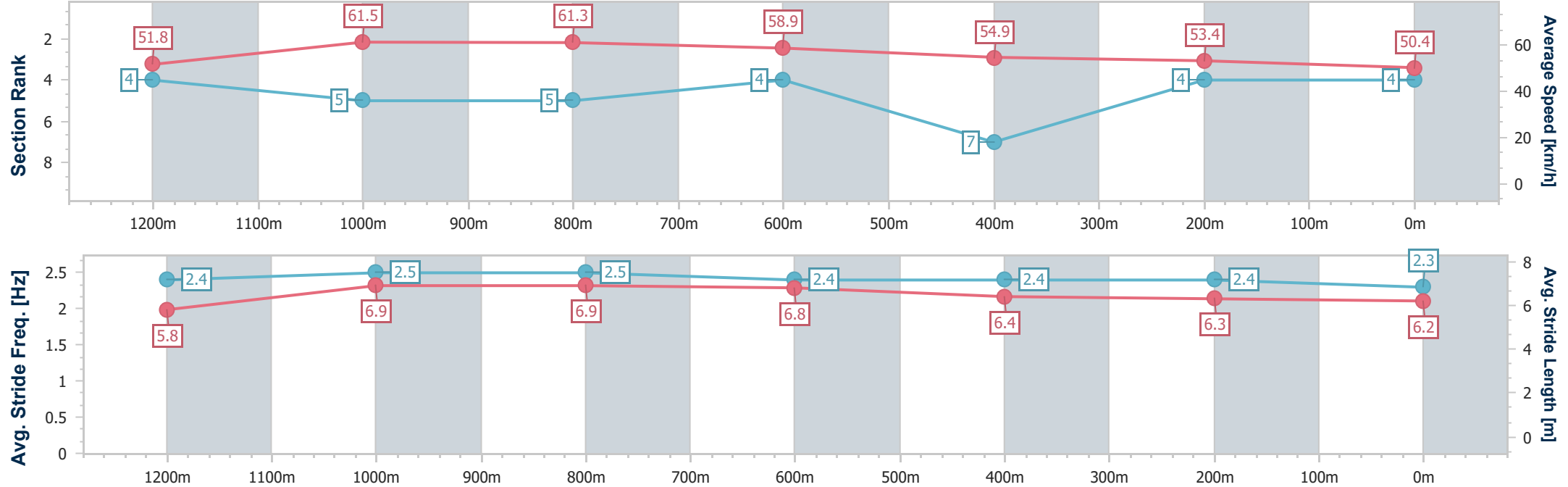
Horse/Jockey Name	Harlequin Field
Final Rank	4
Fastest Section Time (Section)	0:11.80 (1000m)
Top Speed [km/h] (Section)	64.6 (Overall)
Race State	Finished



GattonProfessional  
Race 4: Barrier Reef Pools BM58 Handicap - 1400m  
28 October 2025 - 14:48  
Track Rating: Heavy 8, Weather: Showery, Rail Position: +0.5m  
800m-400m, True Remainder



Section	Overall	1200m	1000m	800m	600m	400m	200m						
Section Times	1:30.94 [4] (0:13.89)	1:17.05 [4] (0:11.88)	1:05.17 [5] (0:11.80)	0:53.37 [5] (0:12.31)	0:41.06 [4] (0:13.24)	0:27.82 [7] (0:13.53)	0:14.29 [4] (0:14.29)						
Average Speed [km/h]	51.8	61.5	61.3	58.9	54.9	53.4	50.4						
Top Speed [km/h]	64.6	64.4	62.4	61.3	57.0	56.4	51.4						
Avg. Dist. to Rail [m]	6.5	2.3	1.2	1.6	2.0	1.7	2.2						
Avg. Stride Freq. [Hz]	2.4	2.5	2.5	2.4	2.4	2.4	2.3						
Avg. Stride Length [m]	5.8	6.9	6.9	6.8	6.4	6.3	6.2						





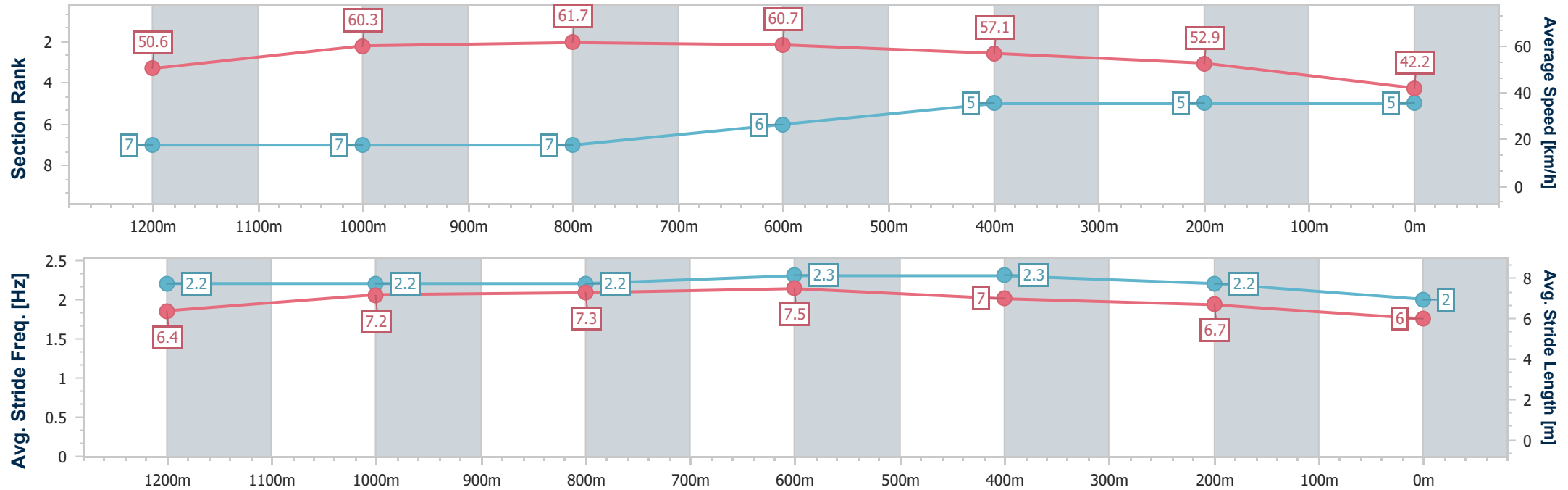
Horse/Jockey Name	Mishani Empire
Final Rank	5
Fastest Section Time (Section)	0:11.74 (1000m)
Top Speed [km/h] (Section)	64.0 (Overall)
Race State	Finished



GattonProfessional  
Race 4: Barrier Reef Pools BM58 Handicap - 1400m  
28 October 2025 - 14:48  
Track Rating: Heavy 8, Weather: Showery, Rail Position: +0.5m  
800m-400m, True Remainder



Section	Overall	1200m	1000m	800m	600m	400m	200m						
Section Times	1:33.84 [5] (0:14.27)	1:19.57 [7] (0:12.07)	1:07.50 [7] (0:11.74)	0:55.76 [7] (0:11.92)	0:43.84 [6] (0:13.00)	0:30.84 [5] (0:13.78)	0:17.06 [5] (0:17.06)						
Average Speed [km/h]	50.6	60.3	61.7	60.7	57.1	52.9	42.2						
Top Speed [km/h]	64.0	63.8	63.0	63.1	59.0	56.0	48.0						
Avg. Dist. to Rail [m]	3.6	1.6	2.0	3.0	5.1	6.5	7.8						
Avg. Stride Freq. [Hz]	2.2	2.2	2.2	2.3	2.3	2.2	2.0						
Avg. Stride Length [m]	6.4	7.2	7.3	7.5	7.0	6.7	6.0						





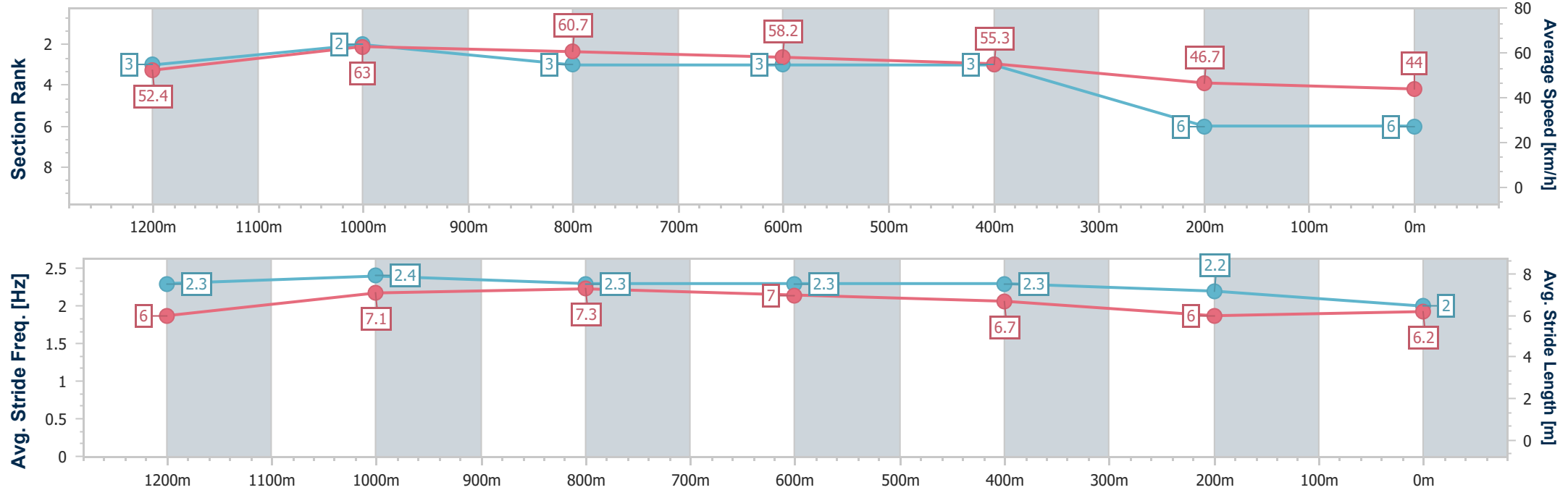
Horse/Jockey Name	Forebears
Final Rank	-
Fastest Section Time (Section)	0:11.56 (1200m)
Top Speed [km/h] (Section)	66.2 (Overall)
Race State	DidNotFinish



GattonProfessional  
Race 4: Barrier Reef Pools BM58 Handicap - 1400m  
28 October 2025 - 14:48  
Track Rating: Heavy 8, Weather: Showery, Rail Position: +0.5m  
800m-400m, True Remainder



Section	Overall	1200m	1000m	800m	600m	400m	200m						
Section Times	0:00.00 [6] (0:13.76)	0:00.00 [3] (0:11.56)	0:00.00 [2] (0:11.93)	0:00.00 [3] (0:12.38)	0:00.00 [3] (0:13.19)	0:00.00 [3] (0:15.52)	0:00.00 [6] (0:16.39)						
Average Speed [km/h]	52.4	63.0	60.7	58.2	55.3	46.7	44.0						
Top Speed [km/h]	66.2	66.1	62.2	60.5	57.3	56.3	45.1						
Avg. Dist. to Rail [m]	2.9	2.1	1.5	1.6	2.2	4.8	8.0						
Avg. Stride Freq. [Hz]	2.3	2.4	2.3	2.3	2.3	2.2	2.0						
Avg. Stride Length [m]	6.0	7.1	7.3	7.0	6.7	6.0	6.2						







Horse/Jockey Name	Prophet Of Boom
Final Rank	-
Fastest Section Time (Section)	0:11.77 (1000m)
Top Speed [km/h] (Section)	63.8 (Overall)
Race State	DidNotFinish



GattonProfessional  
Race 4: Barrier Reef Pools BM58 Handicap - 1400m  
28 October 2025 - 14:48  
Track Rating: Heavy 8, Weather: Showery, Rail Position: +0.5m  
800m-400m, True Remainder



Section	Overall	1200m	1000m	800m	600m	400m	200m						
Section Times	0:00.00 [7] (0:14.24)	0:00.00 [6] (0:11.90)	0:00.00 [6] (0:11.77)	0:00.00 [6] (0:12.10)	0:00.00 [7] (0:13.03)	0:00.00 [6] (0:16.56)	0:00.00 [7] (0:15.76)						
Average Speed [km/h]	50.5	60.9	61.0	59.5	56.1	43.7	45.7						
Top Speed [km/h]	63.8	63.2	62.2	61.5	57.3	58.2	46.5						
Avg. Dist. to Rail [m]	5.2	1.0	0.8	0.8	2.9	3.9	6.7						
Avg. Stride Freq. [Hz]	2.3	2.4	2.4	2.3	2.4	2.2	2.1						
Avg. Stride Length [m]	6.1	7.1	7.1	7.1	6.6	5.6	6.1						

