



Rockhampton Professional

Race 1: GREAT NORTHERN BENCHMARK 70 Handicap - 1050m

30 October 2025 - 11:46



Track Rating: Soft 7, Weather: Overcast, Rail Position: 6.5 metres Entire Course.

Section		Overall				1000m	800m	600m	400m	200m	Last 600m		
Field Times		1:01.50				0:56.72	0:44.89	0:33.37	0:22.58	0:11.96	0:33.37		
		(0:04.78)				(0:11.83)	(0:11.52)	(0:10.79)	(0:10.62)	(0:11.96)			
Rank	TAB	Horse/Jockey	Barrier	Top Speed [km/h]	Fastest Section						Margin	Distance Travelled [m]	
1	4	TORQUE I TEE	1	69.6	0:04.83	1:01.50 [1]	0:56.67 [2]	0:44.77 [2]	0:33.15 [3]	0:22.47 [3]	0:11.96 [1]	1:01.50	0:33.15
		Ryan Wiggins		400m	Overall	(0:04.83)	(0:11.90)	(0:11.62)	(0:10.68)	(0:10.51)	(0:11.96)		
2	2	FORTRESS AUSTRALIA	2	69.0	0:04.91	1:02.10 [2]	0:57.19 [3]	0:45.32 [3]	0:33.90 [2]	0:23.18 [1]	0:12.26 [3]	3.97L	0:33.90 +4
		Nikki Olzard		600m	Overall	(0:04.91)	(0:11.87)	(0:11.42)	(0:10.72)	(0:10.92)	(0:12.26)		
4	1	YOUR TOO GOOD	3	68.1	0:05.00	1:02.70 [4]	0:57.70 [4]	0:45.69 [4]	0:34.09 [4]	0:23.18 [4]	0:12.23 [4]	7.05L	0:34.09 +7
		Tom Orr		600m	Overall	(0:05.00)	(0:12.01)	(0:11.60)	(0:10.91)	(0:10.95)	(0:12.23)		
4	3	LADY TOWNSON	4	67.2	0:05.15	1:03.00 [4]	0:57.85 [5]	0:45.93 [5]	0:34.36 [5]	0:23.40 [5]	0:12.29 [5]	9.24L	0:34.36 +2
		Georgina Cartwright		600m	Overall	(0:05.15)	(0:11.92)	(0:11.57)	(0:10.96)	(0:11.11)	(0:12.29)		
5	5	PRETTY SLICK	5	69.4	0:04.78	1:01.80 [5]	0:57.02 [1]	0:45.19 [1]	0:33.67 [1]	0:22.87 [2]	0:12.01 [2]	174L	0:33.67 +1
		Ashley Butler		400m	Overall	(0:04.78)	(0:11.83)	(0:11.52)	(0:10.80)	(0:10.86)	(0:12.01)		

Scratched: Sennaprost (#6)



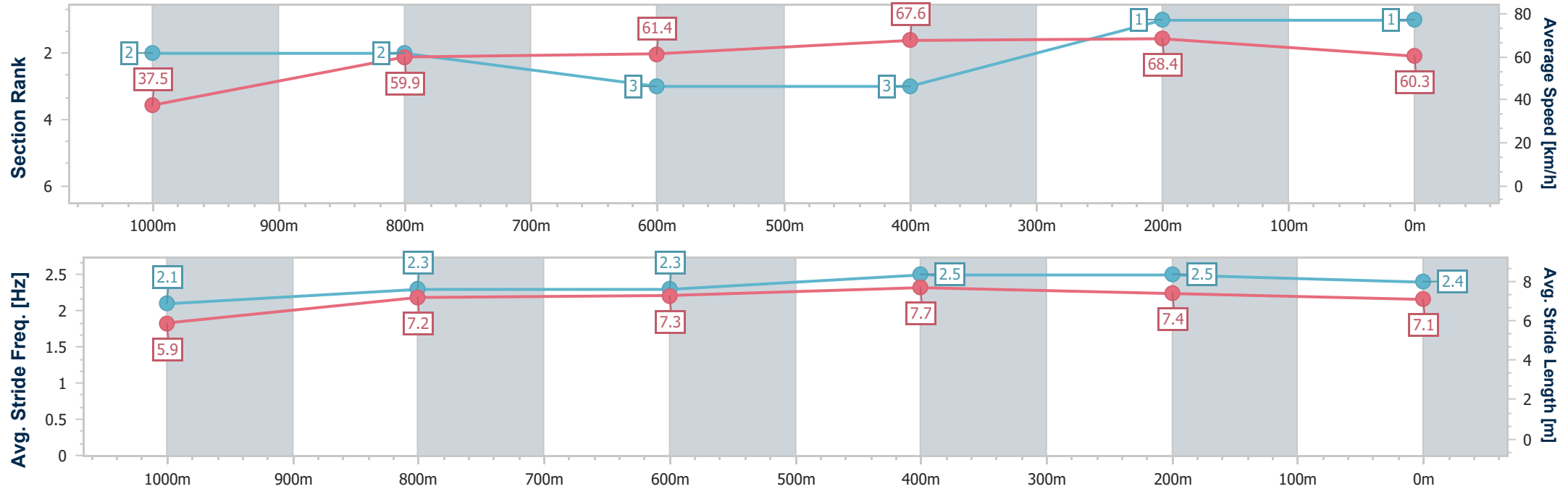
Horse/Jockey Name	Torque I Tee
Final Rank	1
Fastest Section Time (Section)	0:04.83 (Overall)
Top Speed [km/h] (Section)	69.6 (400m)
Race State	Finished



RockhamptonProfessional
Race 1: GREAT NORTHERN BENCHMARK 70 Handicap -
1050m
30 October 2025 - 11:46
Track Rating: Soft 7, Weather: Overcast, Rail Position: 6.5 metres
Entire Course.



Section	Overall	1000m	800m	600m	400m	200m								
Section Times	1:01.50 [1] (0:04.83)	0:56.67 [2] (0:11.90)	0:44.77 [2] (0:11.62)	0:33.15 [3] (0:10.68)	0:22.47 [3] (0:10.51)	0:11.96 [1] (0:11.96)								
Average Speed [km/h]	37.5	59.9	61.4	67.6	68.4	60.3								
Top Speed [km/h]	53.3	62.0	63.6	69.4	69.6	65.4								
Avg. Dist. to Rail [m]	0.8	1.3	1.0	1.2	3.0	3.4								
Avg. Stride Freq. [Hz]	2.1	2.3	2.3	2.5	2.5	2.4								
Avg. Stride Length [m]	5.9	7.2	7.3	7.7	7.4	7.1								





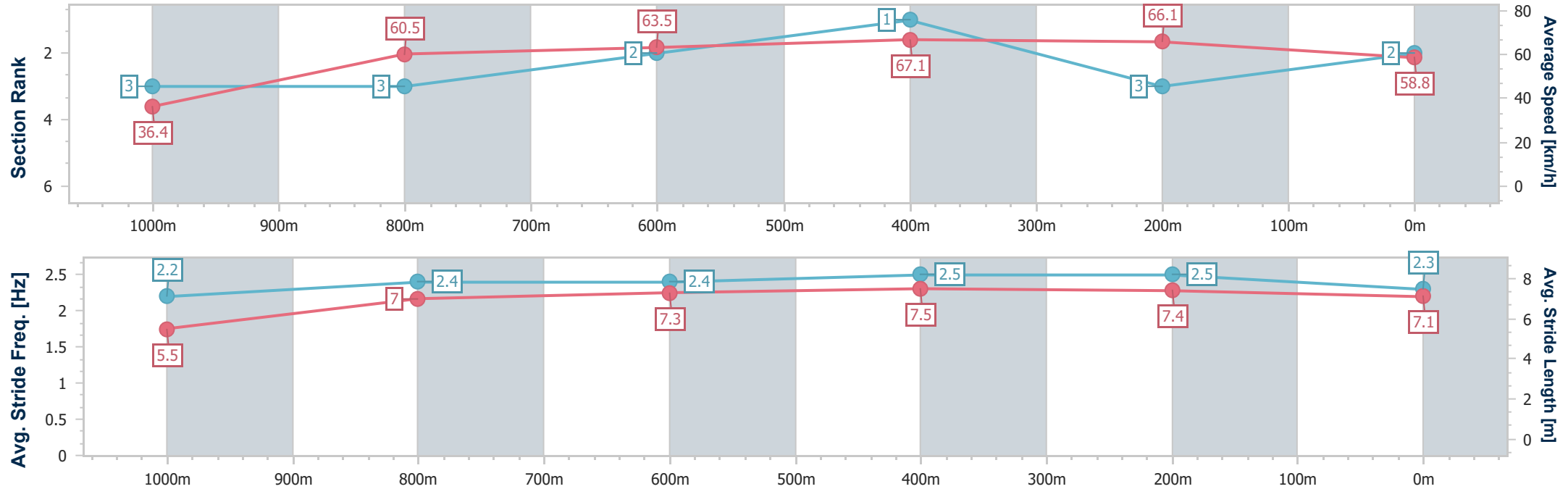
Horse/Jockey Name	Fortress Australia
Final Rank	2
Fastest Section Time (Section)	0:04.91 (Overall)
Top Speed [km/h] (Section)	69.0 (600m)
Race State	Finished



RockhamptonProfessional
Race 1: GREAT NORTHERN BENCHMARK 70 Handicap - 1050m
30 October 2025 - 11:46
Track Rating: Soft 7, Weather: Overcast, Rail Position: 6.5 metres Entire Course.



Section	Overall	1000m	800m	600m	400m	200m								
Section Times	1:02.10 [2] (0:04.91)	0:57.19 [3] (0:11.87)	0:45.32 [3] (0:11.42)	0:33.90 [2] (0:10.72)	0:23.18 [1] (0:10.92)	0:12.26 [3] (0:12.26)								
Average Speed [km/h]	36.4	60.5	63.5	67.1	66.1	58.8								
Top Speed [km/h]	53.5	62.8	64.8	69.0	69.0	62.8								
Avg. Dist. to Rail [m]	1.2	0.9	1.3	2.6	1.6	2.1								
Avg. Stride Freq. [Hz]	2.2	2.4	2.4	2.5	2.5	2.3								
Avg. Stride Length [m]	5.5	7.0	7.3	7.5	7.4	7.1								





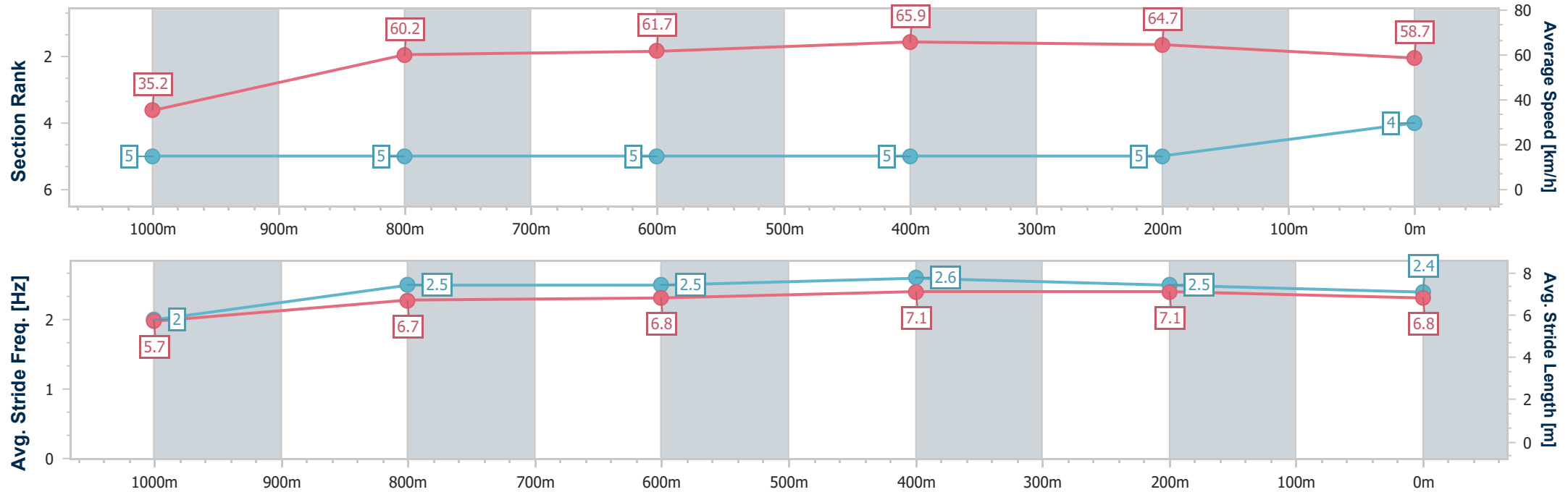
Horse/Jockey Name	Lady Townson
Final Rank	4
Fastest Section Time (Section)	0:05.15 (Overall)
Top Speed [km/h] (Section)	67.2 (600m)
Race State	Finished



RockhamptonProfessional
Race 1: GREAT NORTHERN BENCHMARK 70 Handicap -
1050m
30 October 2025 - 11:46
Track Rating: Soft 7, Weather: Overcast, Rail Position: 6.5 metres
Entire Course.



Section	Overall	1000m	800m	600m	400m	200m								
Section Times	1:03.00 [4] (0:05.15)	0:57.85 [5] (0:11.92)	0:45.93 [5] (0:11.57)	0:34.36 [5] (0:10.96)	0:23.40 [5] (0:11.11)	0:12.29 [5] (0:12.29)								
Average Speed [km/h]	35.2	60.2	61.7	65.9	64.7	58.7								
Top Speed [km/h]	54.9	61.7	64.8	67.2	66.9	62.1								
Avg. Dist. to Rail [m]	3.3	0.7	0.6	0.5	0.9	2.4								
Avg. Stride Freq. [Hz]	2.0	2.5	2.5	2.6	2.5	2.4								
Avg. Stride Length [m]	5.7	6.7	6.8	7.1	7.1	6.8								





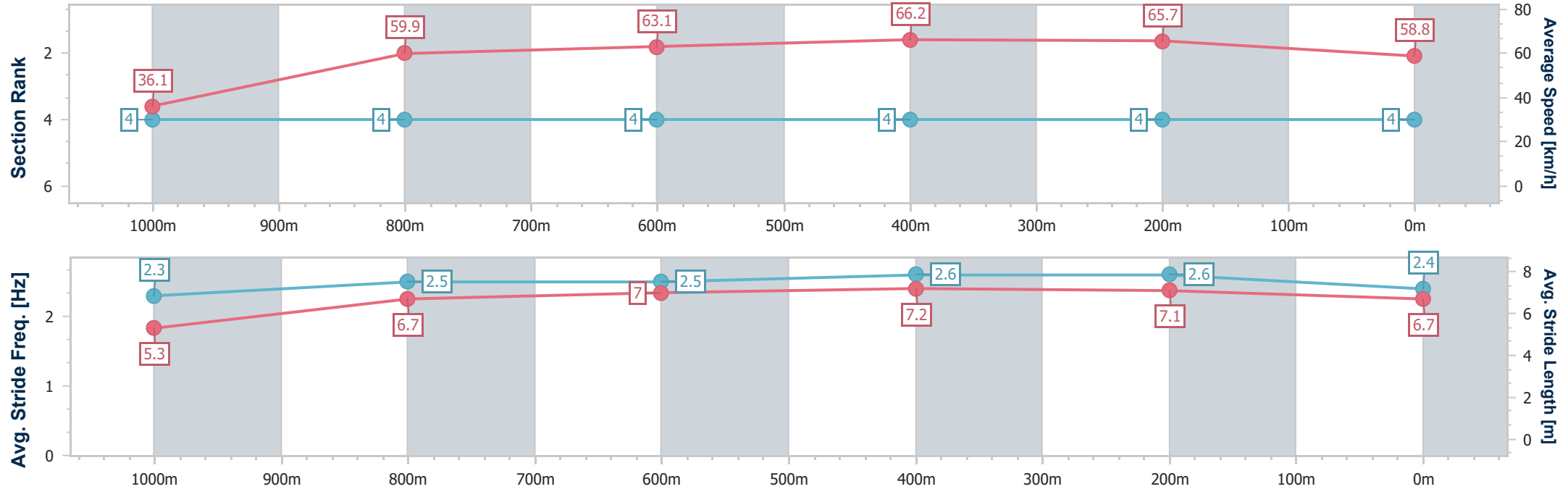
Horse/Jockey Name	Your Too Good
Final Rank	4
Fastest Section Time (Section)	0:05.00 (Overall)
Top Speed [km/h] (Section)	68.1 (600m)
Race State	Finished



RockhamptonProfessional
Race 1: GREAT NORTHERN BENCHMARK 70 Handicap -
1050m
30 October 2025 - 11:46
Track Rating: Soft 7, Weather: Overcast, Rail Position: 6.5 metres
Entire Course.



Section	Overall	1000m	800m	600m	400m	200m								
Section Times	1:02.70 [4] (0:05.00)	0:57.70 [4] (0:12.01)	0:45.69 [4] (0:11.60)	0:34.09 [4] (0:10.91)	0:23.18 [4] (0:10.95)	0:12.23 [4] (0:12.23)								
Average Speed [km/h]	36.1	59.9	63.1	66.2	65.7	58.8								
Top Speed [km/h]	54.4	62.3	64.9	68.1	68.1	63.1								
Avg. Dist. to Rail [m]	2.8	0.6	1.9	4.4	5.6	6.7								
Avg. Stride Freq. [Hz]	2.3	2.5	2.5	2.6	2.6	2.4								
Avg. Stride Length [m]	5.3	6.7	7.0	7.2	7.1	6.7								





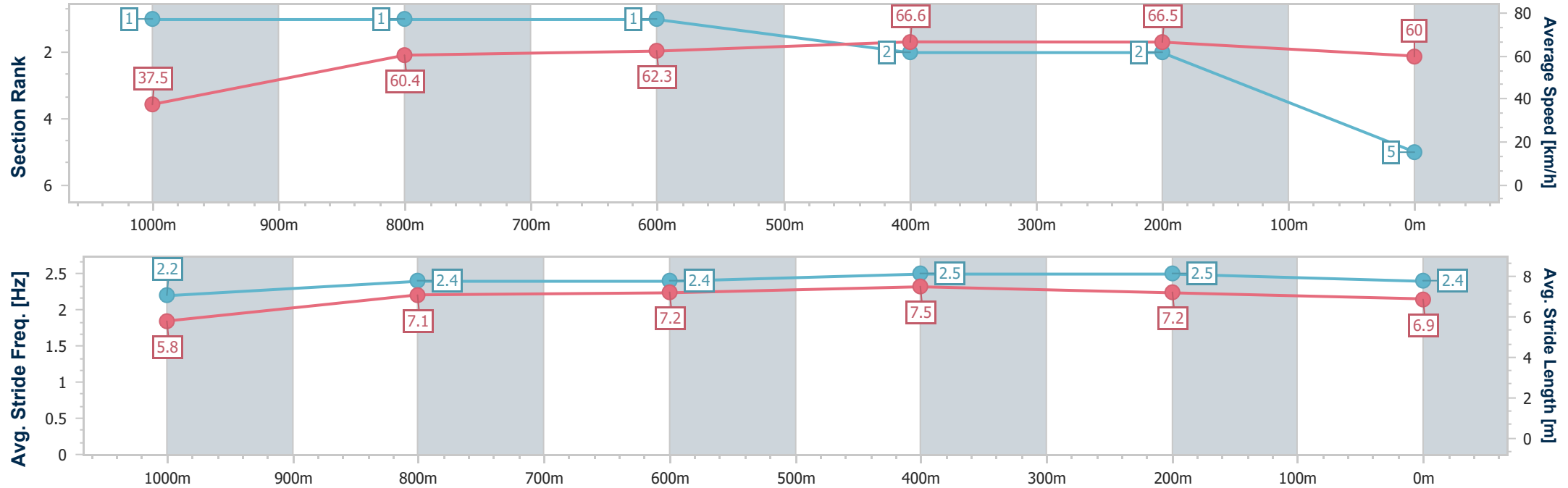
Horse/Jockey Name	Pretty Slick
Final Rank	5
Fastest Section Time (Section)	0:04.78 (Overall)
Top Speed [km/h] (Section)	69.4 (400m)
Race State	Finished



RockhamptonProfessional
Race 1: GREAT NORTHERN BENCHMARK 70 Handicap - 1050m
30 October 2025 - 11:46
Track Rating: Soft 7, Weather: Overcast, Rail Position: 6.5 metres Entire Course.



Section	Overall	1000m	800m	600m	400m	200m								
Section Times	1:01.80 [5] (0:04.78)	0:57.02 [1] (0:11.83)	0:45.19 [1] (0:11.52)	0:33.67 [1] (0:10.80)	0:22.87 [2] (0:10.86)	0:12.01 [2] (0:12.01)								
Average Speed [km/h]	37.5	60.4	62.3	66.6	66.5	60.0								
Top Speed [km/h]	57.1	62.4	65.2	69.0	69.4	64.1								
Avg. Dist. to Rail [m]	4.2	1.3	1.0	0.8	1.6	2.3								
Avg. Stride Freq. [Hz]	2.2	2.4	2.4	2.5	2.5	2.4								
Avg. Stride Length [m]	5.8	7.1	7.2	7.5	7.2	6.9								





Rockhampton Professional
Race 2: TAB Maiden Handicap - 1400m
30 October 2025 - 12:22



Track Rating: Soft 7, Weather: Overcast, Rail Position: 6.5 metres Entire Course.

Section						Overall	1200m	1000m	800m	600m	400m	Last 600m	
Field Times						1:24.36 (0:13.34)	1:11.02 (0:11.74)	0:59.28 (0:12.41)	0:46.87 (0:12.35)	0:34.52 (0:11.32)	0:23.20 (0:11.22)	0:34.52	
Rank	TAB	Horse/Jockey	Barrier	Top Speed [km/h]	Fastest Section								Distance Travelled [m]
1	4	RUN FRED RUN	6	66.8	0:11.06	1:24.36 [1]	1:10.53 [4]	0:58.84 [4]	0:46.48 [4]	0:34.11 [4]	0:23.04 [2]	0:34.11	
		Adam Sewell		600m	400m	(0:13.83)	(0:11.69)	(0:12.36)	(0:12.37)	(0:11.07)	(0:11.06)		
2	3	CASH PIT	3	65.3	0:11.31	1:24.81 [2]	1:11.47 [1]	0:59.73 [1]	0:47.32 [1]	0:34.97 [1]	0:23.65 [1]	0:34.97	+0
		Natalea Summers		600m	400m	(0:13.34)	(0:11.74)	(0:12.41)	(0:12.35)	(0:11.32)	(0:11.31)		
3	1	SHE'S GOT LYRICS	1	66.0	0:11.19	1:24.89 [3]	1:11.26 [3]	0:59.51 [3]	0:47.13 [3]	0:34.71 [3]	0:23.52 [3]	0:34.71	-1
		Nathan Thomas		600m	600m	(0:13.63)	(0:11.75)	(0:12.38)	(0:12.42)	(0:11.19)	(0:11.22)		
4	5	MAHTIKKAINSTINCT	2	65.6	0:11.34	1:25.15 [4]	1:11.30 [5]	0:59.54 [5]	0:47.10 [5]	0:34.77 [5]	0:23.43 [5]	0:34.77	-2
		Chris McIver		Overall	600m	(0:13.85)	(0:11.76)	(0:12.44)	(0:12.33)	(0:11.34)	(0:11.42)		
5	2	RISE AND RESIST	5	64.6	0:11.38	1:25.38 [5]	1:11.84 [2]	1:00.16 [2]	0:47.73 [2]	0:35.32 [2]	0:23.94 [4]	0:35.32	+1
		Ryan Wiggins		600m	600m	(0:13.54)	(0:11.68)	(0:12.43)	(0:12.41)	(0:11.38)	(0:11.63)		
6	7	THE PUBLICAN	4	64.3	0:11.35	1:25.48 [6]	1:11.46 [6]	0:59.81 [6]	0:47.38 [6]	0:34.88 [6]	0:23.51 [6]	0:34.88	+1
		Sean Cormack		400m	400m	(0:14.02)	(0:11.65)	(0:12.43)	(0:12.50)	(0:11.37)	(0:11.35)		

Scratched: Sunshine Ruby (#6)



Rockhampton Professional
Race 2: TAB Maiden Handicap - 1400m
30 October 2025 - 12:22



Track Rating: Soft 7, Weather: Overcast, Rail Position: 6.5 metres Entire Course.

Section					200m	Last 600m			
Field Times					0:11.98 (0:11.98)	0:34.52			
Rank	TAB	Horse/Jockey	Barrier	Top Speed [km/h]	Fastest Section	Margin		Distance Travelled [m]	
1	4	RUN FRED RUN	6	66.8	0:11.06	0:11.98 [1]	1:24.36	0:34.11	
		Adam Sewell		600m	400m	(0:11.98)			
2	3	CASH PIT	3	65.3	0:11.31	0:12.34 [2]	2.63L	0:34.97	+0
		Natalea Summers		600m	400m	(0:12.34)			
3	1	SHE'S GOT LYRICS	1	66.0	0:11.19	0:12.30 [3]	3.11L	0:34.71	-1
		Nathan Thomas		600m	600m	(0:12.30)			
4	5	MAHTIKKAINSTINCT	2	65.6	0:11.34	0:12.01 [5]	4.63L	0:34.77	-2
		Chris McIver		Overall	600m	(0:12.01)			
5	2	RISE AND RESIST	5	64.6	0:11.38	0:12.31 [4]	6.02L	0:35.32	+1
		Ryan Wiggins		600m	600m	(0:12.31)			
6	7	THE PUBLICAN	4	64.3	0:11.35	0:12.16 [6]	6.58L	0:34.88	+1
		Sean Cormack		400m	400m	(0:12.16)			

Scratched: Sunshine Ruby (#6)



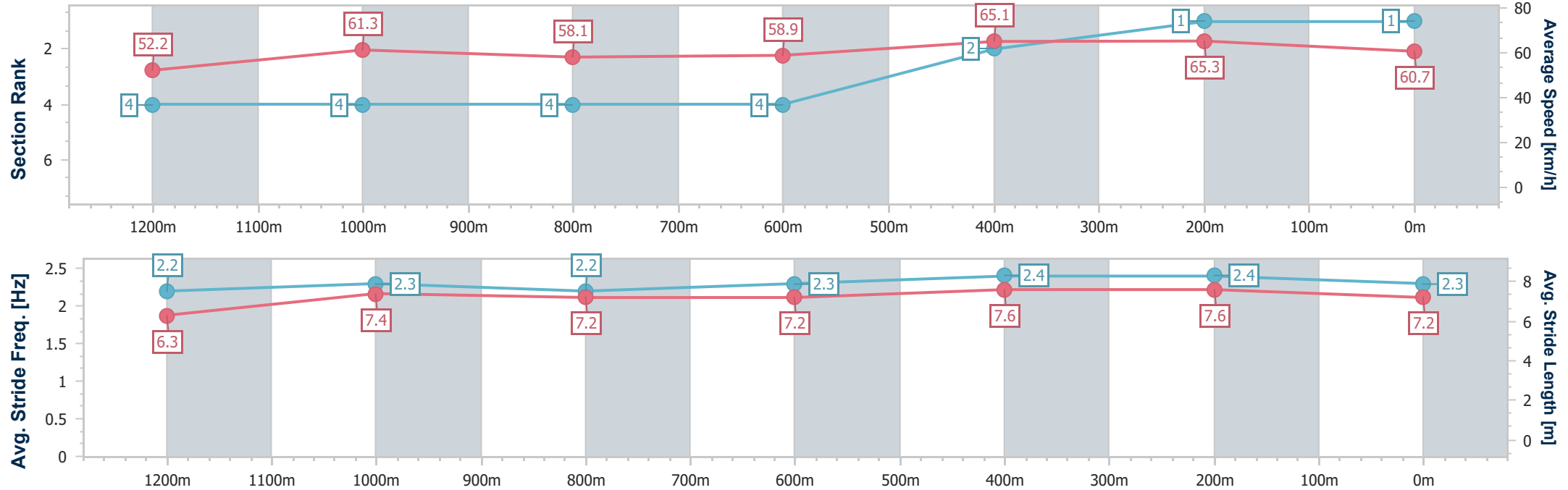
Horse/Jockey Name	Run Freda Run
Final Rank	1
Fastest Section Time (Section)	0:11.06 (400m)
Top Speed [km/h] (Section)	66.8 (600m)
Race State	Finished



RockhamptonProfessional
Race 2: TAB Maiden Handicap - 1400m
30 October 2025 - 12:22
Track Rating: Soft 7, Weather: Overcast, Rail Position: 6.5 metres
Entire Course.



Section	Overall	1200m	1000m	800m	600m	400m	200m						
Section Times	1:24.36 [1] (0:13.83)	1:10.53 [4] (0:11.69)	0:58.84 [4] (0:12.36)	0:46.48 [4] (0:12.37)	0:34.11 [4] (0:11.07)	0:23.04 [2] (0:11.06)	0:11.98 [1] (0:11.98)						
Average Speed [km/h]	52.2	61.3	58.1	58.9	65.1	65.3	60.7						
Top Speed [km/h]	61.5	62.3	60.5	62.7	66.8	66.3	63.0						
Avg. Dist. to Rail [m]	2.1	0.8	0.8	1.7	4.4	5.2	5.2						
Avg. Stride Freq. [Hz]	2.2	2.3	2.2	2.3	2.4	2.4	2.3						
Avg. Stride Length [m]	6.3	7.4	7.2	7.2	7.6	7.6	7.2						



[] Ranking at each section and finish
-.-.- No data available at this section
NA No data available



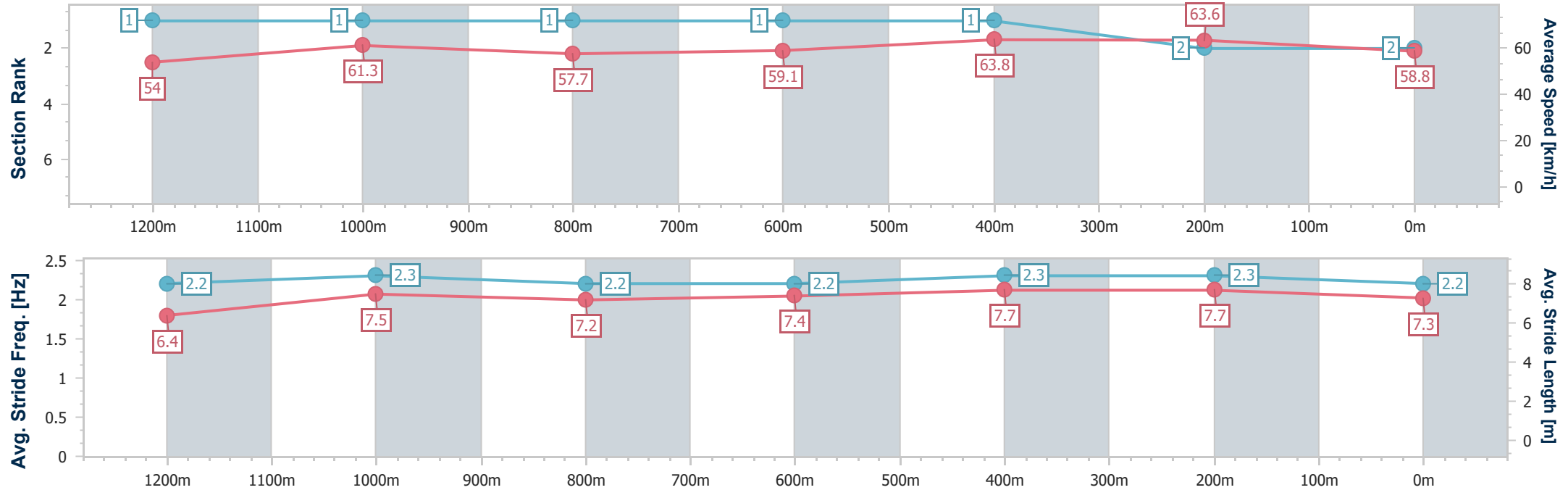
Horse/Jockey Name	Cash Pit
Final Rank	2
Fastest Section Time (Section)	0:11.31 (400m)
Top Speed [km/h] (Section)	65.3 (600m)
Race State	Finished



RockhamptonProfessional
Race 2: TAB Maiden Handicap - 1400m
30 October 2025 - 12:22
Track Rating: Soft 7, Weather: Overcast, Rail Position: 6.5 metres
Entire Course.



Section	Overall	1200m	1000m	800m	600m	400m	200m						
Section Times	1:24.81 [2] (0:13.34)	1:11.47 [1] (0:11.74)	0:59.73 [1] (0:12.41)	0:47.32 [1] (0:12.35)	0:34.97 [1] (0:11.32)	0:23.65 [1] (0:11.31)	0:12.34 [2] (0:12.34)						
Average Speed [km/h]	54.0	61.3	57.7	59.1	63.8	63.6	58.8						
Top Speed [km/h]	65.2	64.7	60.5	62.2	65.3	65.0	61.8						
Avg. Dist. to Rail [m]	0.8	0.8	0.5	1.4	2.1	2.1	2.1						
Avg. Stride Freq. [Hz]	2.2	2.3	2.2	2.2	2.3	2.3	2.2						
Avg. Stride Length [m]	6.4	7.5	7.2	7.4	7.7	7.7	7.3						





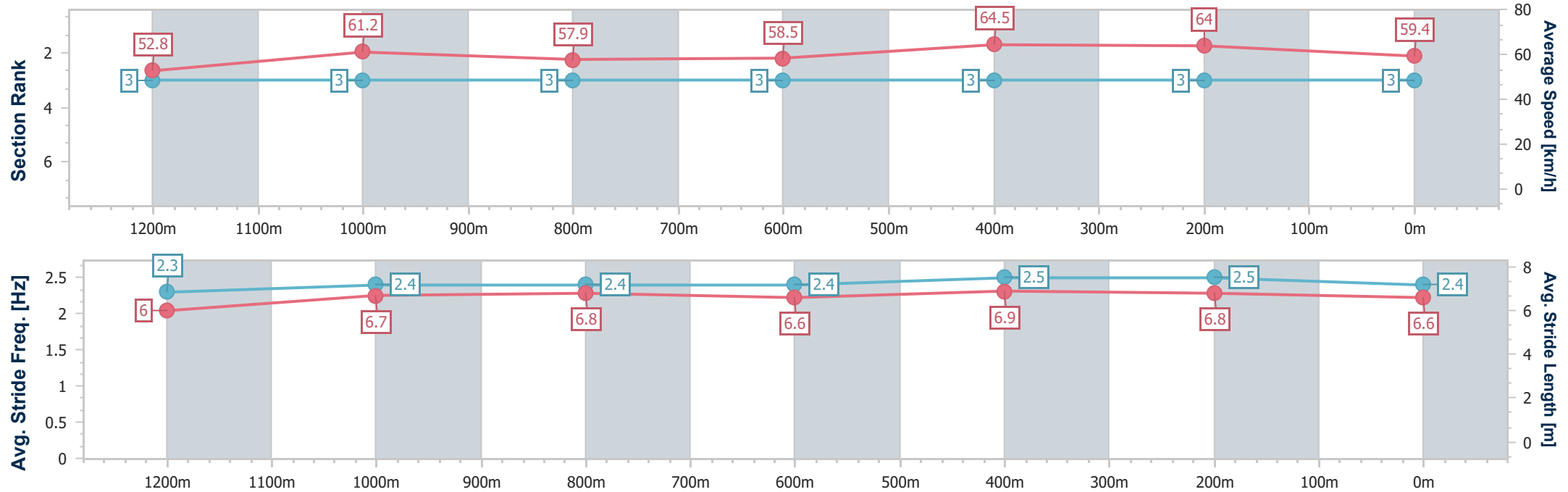
Horse/Jockey Name	She's Got Lyrics
Final Rank	3
Fastest Section Time (Section)	0:11.19 (600m)
Top Speed [km/h] (Section)	66.0 (600m)
Race State	Finished



RockhamptonProfessional
Race 2: TAB Maiden Handicap - 1400m
30 October 2025 - 12:22
Track Rating: Soft 7, Weather: Overcast, Rail Position: 6.5 metres
Entire Course.



Section	Overall	1200m	1000m	800m	600m	400m	200m						
Section Times	1:24.89 [3] (0:13.63)	1:11.26 [3] (0:11.75)	0:59.51 [3] (0:12.38)	0:47.13 [3] (0:12.42)	0:34.71 [3] (0:11.19)	0:23.52 [3] (0:11.22)	0:12.30 [3] (0:12.30)						
Average Speed [km/h]	52.8	61.2	57.9	58.5	64.5	64.0	59.4						
Top Speed [km/h]	62.5	63.3	59.5	61.7	66.0	65.9	61.4						
Avg. Dist. to Rail [m]	1.2	1.1	0.9	1.6	3.2	3.8	5.1						
Avg. Stride Freq. [Hz]	2.3	2.4	2.4	2.4	2.5	2.5	2.4						
Avg. Stride Length [m]	6.0	6.7	6.8	6.6	6.9	6.8	6.6						





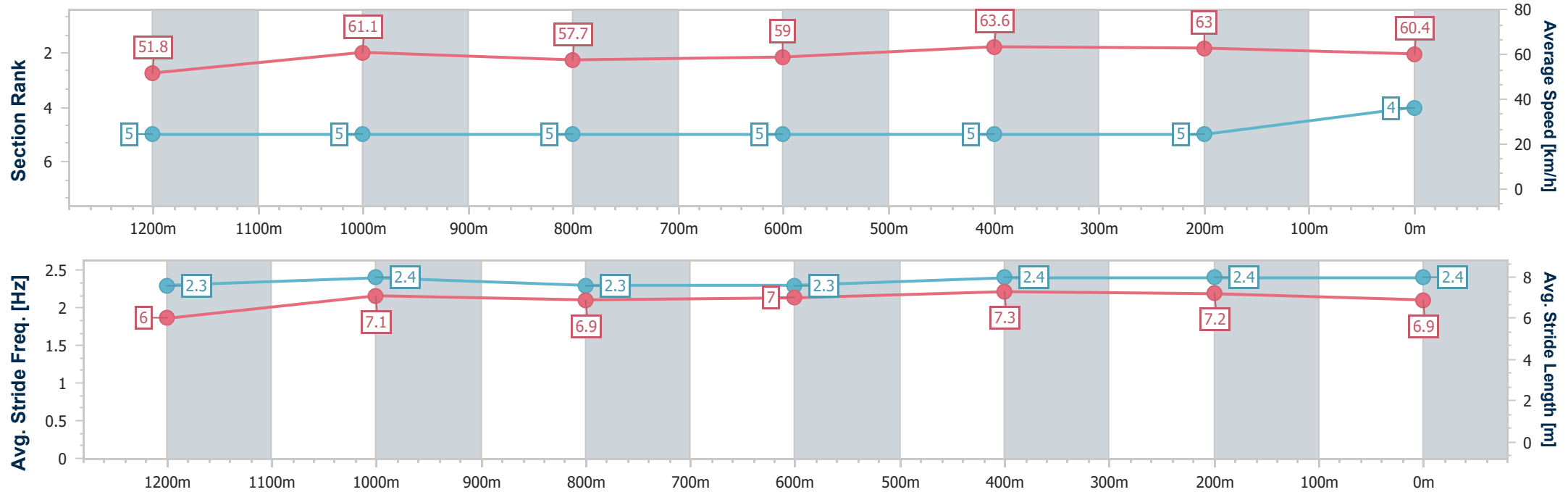
Horse/Jockey Name	Mahtikkainstinct
Final Rank	4
Fastest Section Time (Section)	0:11.34 (600m)
Top Speed [km/h] (Section)	65.6 (Overall)
Race State	Finished



RockhamptonProfessional
Race 2: TAB Maiden Handicap - 1400m
30 October 2025 - 12:22
Track Rating: Soft 7, Weather: Overcast, Rail Position: 6.5 metres
Entire Course.



Section	Overall	1200m	1000m	800m	600m	400m	200m						
Section Times	1:25.15 [4] (0:13.85)	1:11.30 [5] (0:11.76)	0:59.54 [5] (0:12.44)	0:47.10 [5] (0:12.33)	0:34.77 [5] (0:11.34)	0:23.43 [5] (0:11.42)	0:12.01 [5] (0:12.01)						
Average Speed [km/h]	51.8	61.1	57.7	59.0	63.6	63.0	60.4						
Top Speed [km/h]	65.6	62.1	59.6	61.7	64.3	64.2	61.8						
Avg. Dist. to Rail [m]	0.9	1.0	0.7	1.4	2.9	4.7	6.1						
Avg. Stride Freq. [Hz]	2.3	2.4	2.3	2.3	2.4	2.4	2.4						
Avg. Stride Length [m]	6.0	7.1	6.9	7.0	7.3	7.2	6.9						





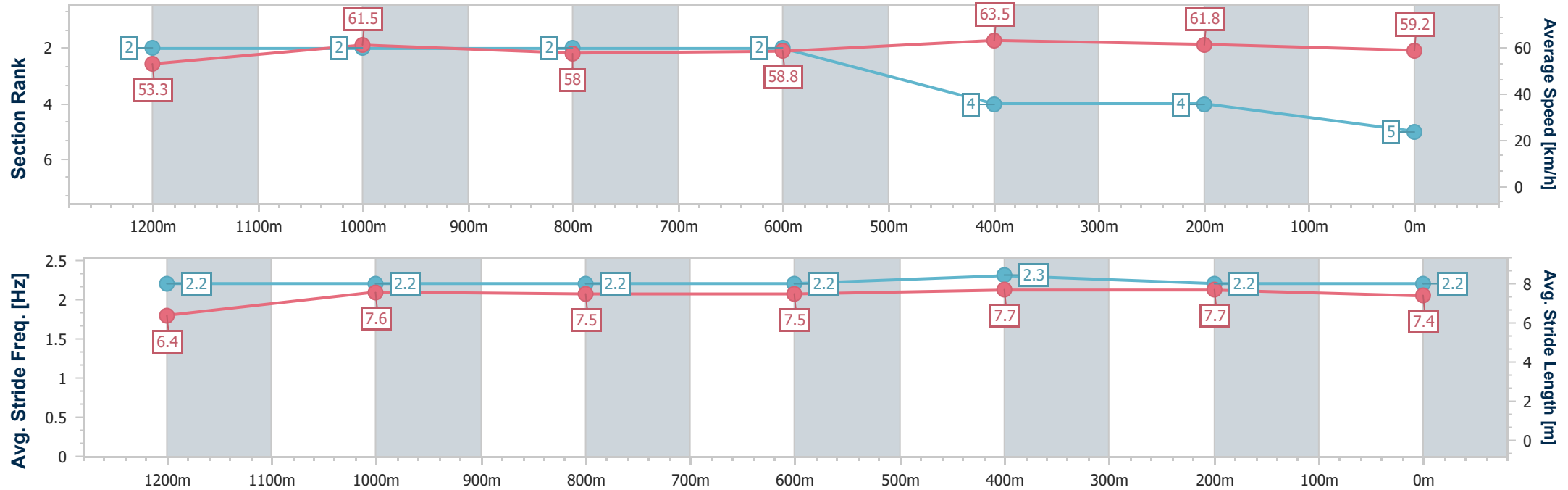
Horse/Jockey Name	Rise And Resist
Final Rank	5
Fastest Section Time (Section)	0:11.38 (600m)
Top Speed [km/h] (Section)	64.6 (600m)
Race State	Finished



RockhamptonProfessional
Race 2: TAB Maiden Handicap - 1400m
30 October 2025 - 12:22
Track Rating: Soft 7, Weather: Overcast, Rail Position: 6.5 metres
Entire Course.



Section	Overall	1200m	1000m	800m	600m	400m	200m						
Section Times	1:25.38 [5] (0:13.54)	1:11.84 [2] (0:11.68)	1:00.16 [2] (0:12.43)	0:47.73 [2] (0:12.41)	0:35.32 [2] (0:11.38)	0:23.94 [4] (0:11.63)	0:12.31 [4] (0:12.31)						
Average Speed [km/h]	53.3	61.5	58.0	58.8	63.5	61.8	59.2						
Top Speed [km/h]	62.6	62.9	59.6	61.7	64.6	63.9	60.6						
Avg. Dist. to Rail [m]	1.7	0.2	0.2	1.8	2.8	3.3	4.0						
Avg. Stride Freq. [Hz]	2.2	2.2	2.2	2.2	2.3	2.2	2.2						
Avg. Stride Length [m]	6.4	7.6	7.5	7.5	7.7	7.7	7.4						





Horse/Jockey Name	The Publican
Final Rank	6
Fastest Section Time (Section)	0:11.35 (400m)
Top Speed [km/h] (Section)	64.3 (400m)
Race State	Finished



RockhamptonProfessional
Race 2: TAB Maiden Handicap - 1400m
30 October 2025 - 12:22
Track Rating: Soft 7, Weather: Overcast, Rail Position: 6.5 metres
Entire Course.



Section	Overall	1200m	1000m	800m	600m	400m	200m						
Section Times	1:25.48 [6] (0:14.02)	1:11.46 [6] (0:11.65)	0:59.81 [6] (0:12.43)	0:47.38 [6] (0:12.50)	0:34.88 [6] (0:11.37)	0:23.51 [6] (0:11.35)	0:12.16 [6] (0:12.16)						
Average Speed [km/h]	51.4	61.8	57.8	58.8	63.3	63.4	59.7						
Top Speed [km/h]	61.7	62.6	60.9	61.0	64.3	64.3	62.0						
Avg. Dist. to Rail [m]	1.2	0.2	0.5	2.1	3.7	3.5	3.0						
Avg. Stride Freq. [Hz]	2.2	2.4	2.3	2.3	2.4	2.4	2.4						
Avg. Stride Length [m]	6.2	7.2	6.9	7.1	7.3	7.3	6.9						

