

Track Rating: Soft 5, Weather: Fine, Rail Position: +8m Entire

Section						Overall	1600m	1400m	1200m	1000m	800m	600m	Last 600m	
Field Times						1:44.15 (0:08.65)	1:35.50 (0:11.22)	1:24.28 (0:11.28)	1:13.00 (0:11.75)	1:01.25 (0:12.10)	0:49.15 (0:12.40)	0:36.75 (0:12.10)	0:36.75	
Rank	TAB	Horse/Jockey	Barrier	Top Speed [km/h]	Fastest Section									Distance Travelled [m]
1	4	POWER REECE	4	66.0	0:08.65	1:44.15 [1]	1:35.50 [1]	1:24.28 [1]	1:13.00 [1]	1:01.25 [1]	0:49.15 [1]	0:36.75 [1]	0:36.75	
		Ben Thompson		1600m	Overall	(0:08.65)	(0:11.22)	(0:11.28)	(0:11.75)	(0:12.10)	(0:12.40)	(0:12.10)		
2	5	SHIP HAPPENS	8	65.1	0:09.19	1:44.21 [2]	1:35.02 [8]	1:23.63 [7]	1:12.17 [8]	1:00.28 [8]	0:48.29 [8]	0:35.92 [8]	0:35.92	+5
		Jake Bayliss		1600m	Overall	(0:09.19)	(0:11.39)	(0:11.46)	(0:11.89)	(0:11.99)	(0:12.37)	(0:11.95)		
3	3	LA GRACIA	5	64.5	0:08.92	1:44.86 [3]	1:35.94 [5]	1:24.57 [6]	1:13.10 [6]	1:01.27 [6]	0:49.18 [6]	0:36.90 [6]	0:36.90	-1
		Heavelon Van Der Hoven		1600m	Overall	(0:08.92)	(0:11.37)	(0:11.47)	(0:11.83)	(0:12.09)	(0:12.28)	(0:11.97)		
4	6	DIVINE DI	7	64.5	0:09.14	1:45.01 [4]	1:35.87 [7]	1:24.37 [8]	1:13.03 [7]	1:01.24 [7]	0:49.28 [7]	0:36.88 [7]	0:36.88	+1
		Cody Collis		1600m	Overall	(0:09.14)	(0:11.50)	(0:11.34)	(0:11.79)	(0:11.96)	(0:12.40)	(0:12.16)		
5	8	PHYLISS	2	65.6	0:09.05	1:45.05 [5]	1:36.00 [6]	1:24.82 [5]	1:13.37 [5]	1:01.65 [5]	0:49.61 [5]	0:37.28 [4]	0:37.28	+4
		Mark Du Plessis		1600m	Overall	(0:09.05)	(0:11.18)	(0:11.45)	(0:11.72)	(0:12.04)	(0:12.33)	(0:12.25)		
6	1	ELROND	3	67.3	0:08.86	1:45.09 [6]	1:36.23 [3]	1:25.08 [2]	1:13.70 [3]	1:01.89 [3]	0:49.76 [3]	0:37.38 [3]	0:37.38	+5
		Courtney Bellamy		1600m	Overall	(0:08.86)	(0:11.15)	(0:11.38)	(0:11.81)	(0:12.13)	(0:12.38)	(0:12.01)		
7	2	PARISIENNE PIPER	6	66.8	0:08.86	1:45.34 [7]	1:36.48 [4]	1:25.30 [4]	1:14.04 [2]	1:02.30 [2]	0:50.18 [2]	0:37.79 [2]	0:37.79	+4
		Olivia Webb		1400m	Overall	(0:08.86)	(0:11.18)	(0:11.26)	(0:11.74)	(0:12.12)	(0:12.39)	(0:12.30)		
8	7	HAPPY COFFEE	1	65.3	0:08.77	1:47.76 [8]	1:38.99 [2]	1:27.75 [3]	1:16.29 [4]	1:04.55 [4]	0:52.40 [4]	0:39.94 [5]	0:39.94	-3
		Bella Youngberry		1600m	Overall	(0:08.77)	(0:11.24)	(0:11.46)	(0:11.74)	(0:12.15)	(0:12.46)	(0:12.51)		



IpswichProfessional

Race 1: TAB Maiden Handicap - 1700m

31 October 2025 - 13:34



Track Rating: Soft 5, Weather: Fine, Rail Position: +8m Entire

Section						400m	200m			Last 600m
Field Times						0:24.65 (0:12.03)	0:12.62 (0:12.62)			0:36.75
Rank	TAB	Horse/Jockey	Barrier	Top Speed [km/h]	Fastest Section			Margin		
1	4	POWER REECE	4	66.0	0:08.65	0:24.65 [1]	0:12.62 [1]	1:44.15	0:36.75	
		Ben Thompson		1600m	Overall	(0:12.03)	(0:12.62)			
2	5	SHIP HAPPENS	8	65.1	0:09.19	0:23.97 [6]	0:12.07 [4]	0.37L	0:35.92	+5
		Jake Bayliss		1600m	Overall	(0:11.90)	(0:12.07)			
3	3	LA GRACIA	5	64.5	0:08.92	0:24.93 [4]	0:12.77 [3]	4.18L	0:36.90	-1
		Heavelon Van Der Hoven		1600m	Overall	(0:12.16)	(0:12.77)			
4	6	DIVINE DI	7	64.5	0:09.14	0:24.72 [7]	0:12.70 [7]	5.09L	0:36.88	+1
		Cody Collis		1600m	Overall	(0:12.02)	(0:12.70)			
5	8	PHYLISS	2	65.6	0:09.05	0:25.03 [5]	0:12.78 [6]	5.32L	0:37.28	+4
		Mark Du Plessis		1600m	Overall	(0:12.25)	(0:12.78)			
6	1	ELROND	3	67.3	0:08.86	0:25.37 [2]	0:13.04 [2]	5.52L	0:37.38	+5
		Courtney Bellamy		1600m	Overall	(0:12.33)	(0:13.04)			
7	2	PARISIENNE PIPER	6	66.8	0:08.86	0:25.49 [3]	0:13.08 [5]	7.04L	0:37.79	+4
		Olivia Webb		1400m	Overall	(0:12.41)	(0:13.08)			
8	7	HAPPY COFFEE	1	65.3	0:08.77	0:27.43 [8]	0:14.14 [8]	21.23L	0:39.94	-3
		Bella Youngberry		1600m	Overall	(0:13.29)	(0:14.14)			



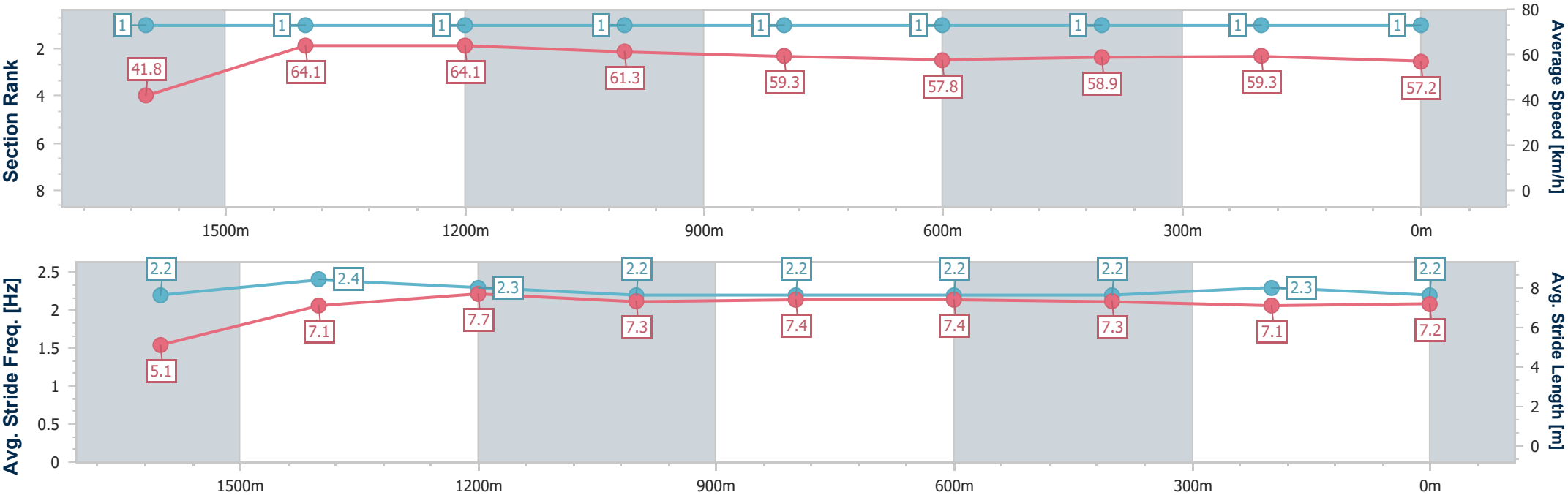
Horse/Jockey Name	Power Reece
Final Rank	1
Fastest Section Time (Section)	0:08.65 (Overall)
Top Speed [km/h] (Section)	66.0 (1600m)
Race State	Finished



IpswichProfessional
Race 1: TAB Maiden Handicap - 1700m
31 October 2025 - 13:34
Track Rating: Soft 5, Weather: Fine, Rail Position: +8m Entire



Section	Overall	1600m	1400m	1200m	1000m	800m	600m	400m	200m				
Section Times	1:44.15 [1] (0:08.65)	1:35.50 [1] (0:11.22)	1:24.28 [1] (0:11.28)	1:13.00 [1] (0:11.75)	1:01.25 [1] (0:12.10)	0:49.15 [1] (0:12.40)	0:36.75 [1] (0:12.10)	0:24.65 [1] (0:12.03)	0:12.62 [1] (0:12.62)				
Average Speed [km/h]	41.8	64.1	64.1	61.3	59.3	57.8	58.9	59.3	57.2				
Top Speed [km/h]	61.4	66.0	65.9	62.5	60.7	58.1	60.0	60.3	58.5				
Avg. Dist. to Rail [m]	5.4	1.4	0.9	0.4	0.7	1.5	2.0	2.0	1.5				
Avg. Stride Freq. [Hz]	2.2	2.4	2.3	2.2	2.2	2.2	2.2	2.3	2.2				
Avg. Stride Length [m]	5.1	7.1	7.7	7.3	7.4	7.4	7.3	7.1	7.2				





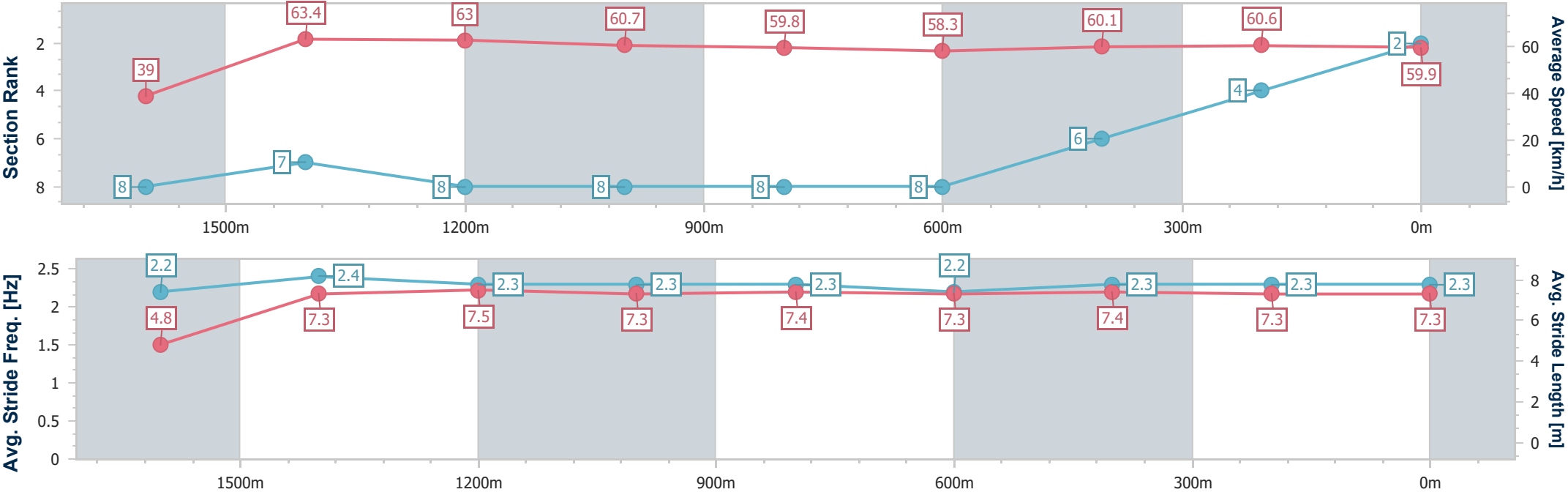
Horse/Jockey Name	Ship Happens
Final Rank	2
Fastest Section Time (Section)	0:09.19 (Overall)
Top Speed [km/h] (Section)	65.1 (1600m)
Race State	Finished



IpswichProfessional
Race 1: TAB Maiden Handicap - 1700m
31 October 2025 - 13:34
Track Rating: Soft 5, Weather: Fine, Rail Position: +8m Entire



Section	Overall	1600m	1400m	1200m	1000m	800m	600m	400m	200m				
Section Times	1:44.21 [2] (0:09.19)	1:35.02 [8] (0:11.39)	1:23.63 [7] (0:11.46)	1:12.17 [8] (0:11.89)	1:00.28 [8] (0:11.99)	0:48.29 [8] (0:12.37)	0:35.92 [8] (0:11.95)	0:23.97 [6] (0:11.90)	0:12.07 [4] (0:12.07)				
Average Speed [km/h]	39.0	63.4	63.0	60.7	59.8	58.3	60.1	60.6	59.9				
Top Speed [km/h]	58.2	65.1	64.5	62.3	61.4	59.6	61.0	61.3	60.7				
Avg. Dist. to Rail [m]	8.4	1.3	0.6	0.3	0.2	0.6	0.2	1.5	1.7				
Avg. Stride Freq. [Hz]	2.2	2.4	2.3	2.3	2.3	2.2	2.3	2.3	2.3				
Avg. Stride Length [m]	4.8	7.3	7.5	7.3	7.4	7.3	7.4	7.3	7.3				



[] Ranking at each section and finish
-.-.- No data available at this section
NA No data available



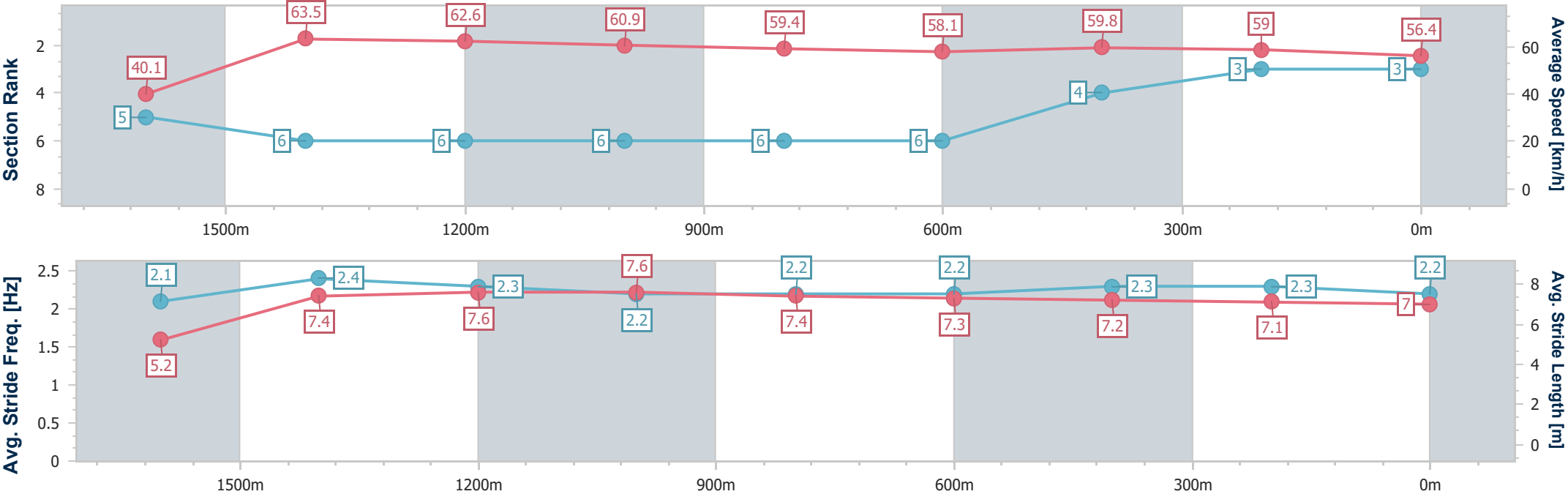
Horse/Jockey Name	La Gracia
Final Rank	3
Fastest Section Time (Section)	0:08.92 (Overall)
Top Speed [km/h] (Section)	64.5 (1600m)
Race State	Finished



IpswichProfessional
Race 1: TAB Maiden Handicap - 1700m
31 October 2025 - 13:34
Track Rating: Soft 5, Weather: Fine, Rail Position: +8m Entire



Section	Overall	1600m	1400m	1200m	1000m	800m	600m	400m	200m				
Section Times	1:44.86 [3] (0:08.92)	1:35.94 [5] (0:11.37)	1:24.57 [6] (0:11.47)	1:13.10 [6] (0:11.83)	1:01.27 [6] (0:12.09)	0:49.18 [6] (0:12.28)	0:36.90 [6] (0:11.97)	0:24.93 [4] (0:12.16)	0:12.77 [3] (0:12.77)				
Average Speed [km/h]	40.1	63.5	62.6	60.9	59.4	58.1	59.8	59.0	56.4				
Top Speed [km/h]	60.2	64.5	63.8	62.0	61.2	58.7	61.1	59.8	59.0				
Avg. Dist. to Rail [m]	5.8	1.4	0.3	0.6	1.0	2.0	1.6	1.5	2.4				
Avg. Stride Freq. [Hz]	2.1	2.4	2.3	2.2	2.2	2.2	2.3	2.3	2.2				
Avg. Stride Length [m]	5.2	7.4	7.6	7.6	7.4	7.3	7.2	7.1	7.0				



[] Ranking at each section and finish
-.-.- No data available at this section
NA No data available



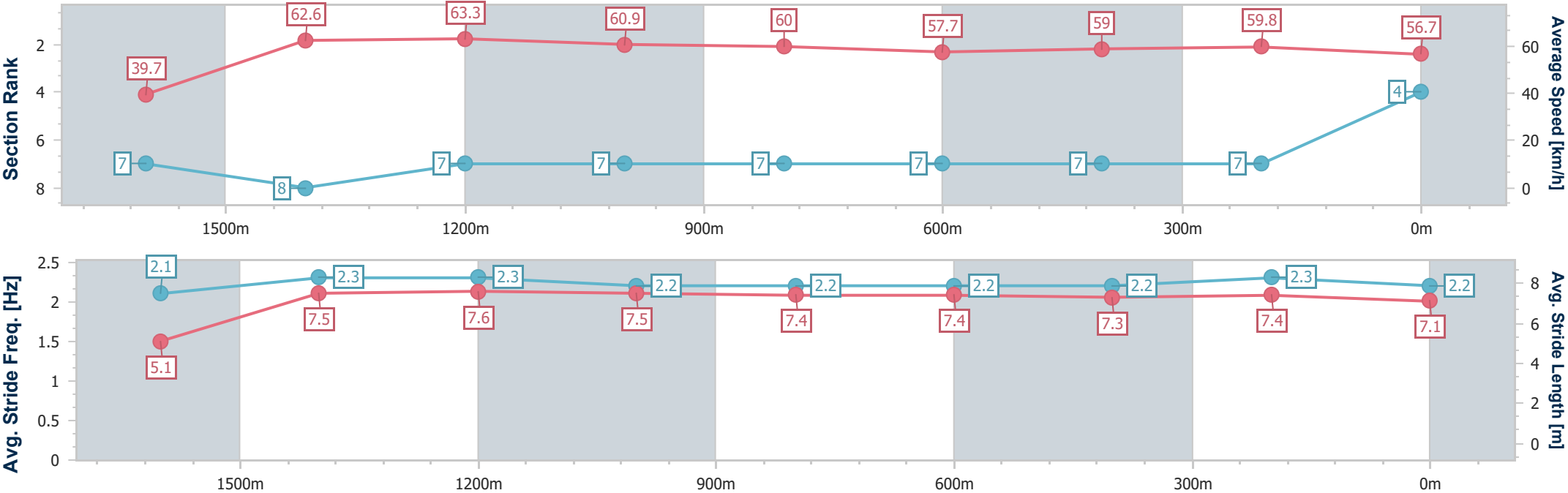
Horse/Jockey Name	Divine Di
Final Rank	4
Fastest Section Time (Section)	0:09.14 (Overall)
Top Speed [km/h] (Section)	64.5 (1600m)
Race State	Finished



IpswichProfessional
Race 1: TAB Maiden Handicap - 1700m
31 October 2025 - 13:34
Track Rating: Soft 5, Weather: Fine, Rail Position: +8m Entire



Section	Overall	1600m	1400m	1200m	1000m	800m	600m	400m	200m				
Section Times	1:45.01 [4] (0:09.14)	1:35.87 [7] (0:11.50)	1:24.37 [8] (0:11.34)	1:13.03 [7] (0:11.79)	1:01.24 [7] (0:11.96)	0:49.28 [7] (0:12.40)	0:36.88 [7] (0:12.16)	0:24.72 [7] (0:12.02)	0:12.70 [7] (0:12.70)				
Average Speed [km/h]	39.7	62.6	63.3	60.9	60.0	57.7	59.0	59.8	56.7				
Top Speed [km/h]	57.7	64.5	64.4	62.4	61.5	58.7	60.2	60.7	59.4				
Avg. Dist. to Rail [m]	7.5	0.9	0.5	0.5	0.7	1.4	1.2	0.7	2.4				
Avg. Stride Freq. [Hz]	2.1	2.3	2.3	2.2	2.2	2.2	2.2	2.3	2.2				
Avg. Stride Length [m]	5.1	7.5	7.6	7.5	7.4	7.4	7.3	7.4	7.1				





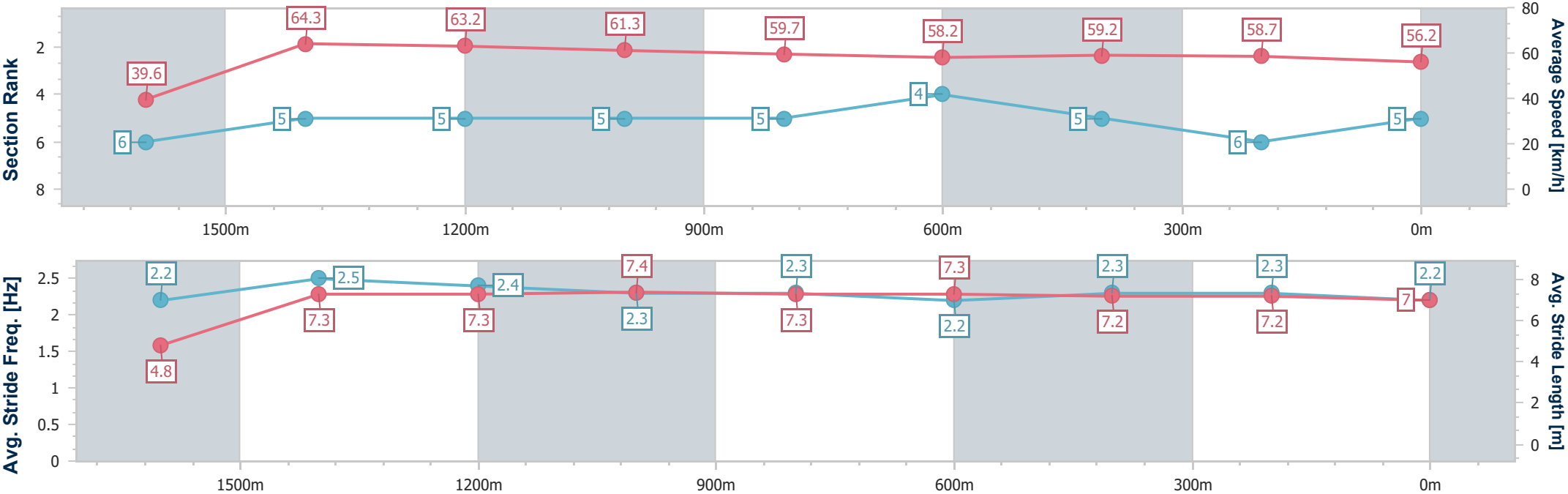
Horse/Jockey Name	Phylliss
Final Rank	5
Fastest Section Time (Section)	0:09.05 (Overall)
Top Speed [km/h] (Section)	65.6 (1600m)
Race State	Finished



IpswichProfessional
Race 1: TAB Maiden Handicap - 1700m
31 October 2025 - 13:34
Track Rating: Soft 5, Weather: Fine, Rail Position: +8m Entire



Section	Overall	1600m	1400m	1200m	1000m	800m	600m	400m	200m				
Section Times	1:45.05 [5] (0:09.05)	1:36.00 [6] (0:11.18)	1:24.82 [5] (0:11.45)	1:13.37 [5] (0:11.72)	1:01.65 [5] (0:12.04)	0:49.61 [5] (0:12.33)	0:37.28 [4] (0:12.25)	0:25.03 [5] (0:12.25)	0:12.78 [6] (0:12.78)				
Average Speed [km/h]	39.6	64.3	63.2	61.3	59.7	58.2	59.2	58.7	56.2				
Top Speed [km/h]	60.4	65.6	65.4	62.4	61.9	59.2	59.9	59.4	58.3				
Avg. Dist. to Rail [m]	3.4	0.6	0.7	0.3	0.5	0.7	1.0	0.8	1.6				
Avg. Stride Freq. [Hz]	2.2	2.5	2.4	2.3	2.3	2.2	2.3	2.3	2.2				
Avg. Stride Length [m]	4.8	7.3	7.3	7.4	7.3	7.3	7.2	7.2	7.0				





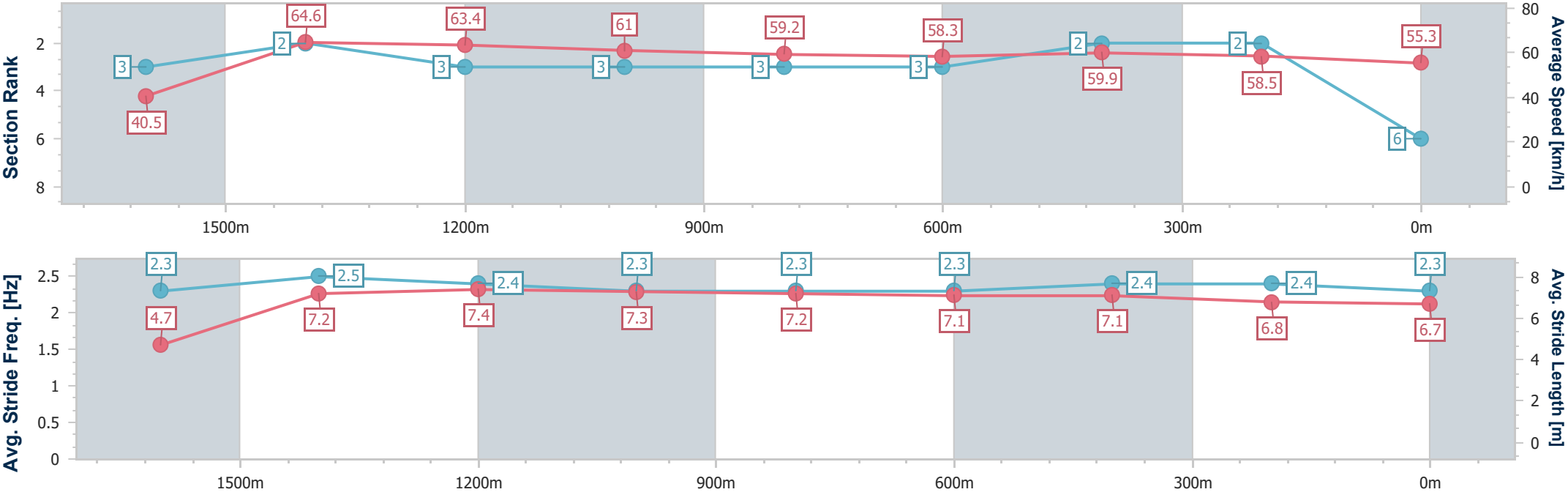
Horse/Jockey Name	Elrond
Final Rank	6
Fastest Section Time (Section)	0:08.86 (Overall)
Top Speed [km/h] (Section)	67.3 (1600m)
Race State	Finished



IpswichProfessional
Race 1: TAB Maiden Handicap - 1700m
31 October 2025 - 13:34
Track Rating: Soft 5, Weather: Fine, Rail Position: +8m Entire



Section	Overall	1600m	1400m	1200m	1000m	800m	600m	400m	200m				
Section Times	1:45.09 [6] (0:08.86)	1:36.23 [3] (0:11.15)	1:25.08 [2] (0:11.38)	1:13.70 [3] (0:11.81)	1:01.89 [3] (0:12.13)	0:49.76 [3] (0:12.38)	0:37.38 [3] (0:12.01)	0:25.37 [2] (0:12.33)	0:13.04 [2] (0:13.04)				
Average Speed [km/h]	40.5	64.6	63.4	61.0	59.2	58.3	59.9	58.5	55.3				
Top Speed [km/h]	61.7	67.3	64.3	62.5	60.4	59.3	60.4	60.1	56.7				
Avg. Dist. to Rail [m]	4.4	0.3	0.1	0.3	0.4	0.1	0.5	0.3	0.7				
Avg. Stride Freq. [Hz]	2.3	2.5	2.4	2.3	2.3	2.3	2.4	2.4	2.3				
Avg. Stride Length [m]	4.7	7.2	7.4	7.3	7.2	7.1	7.1	6.8	6.7				





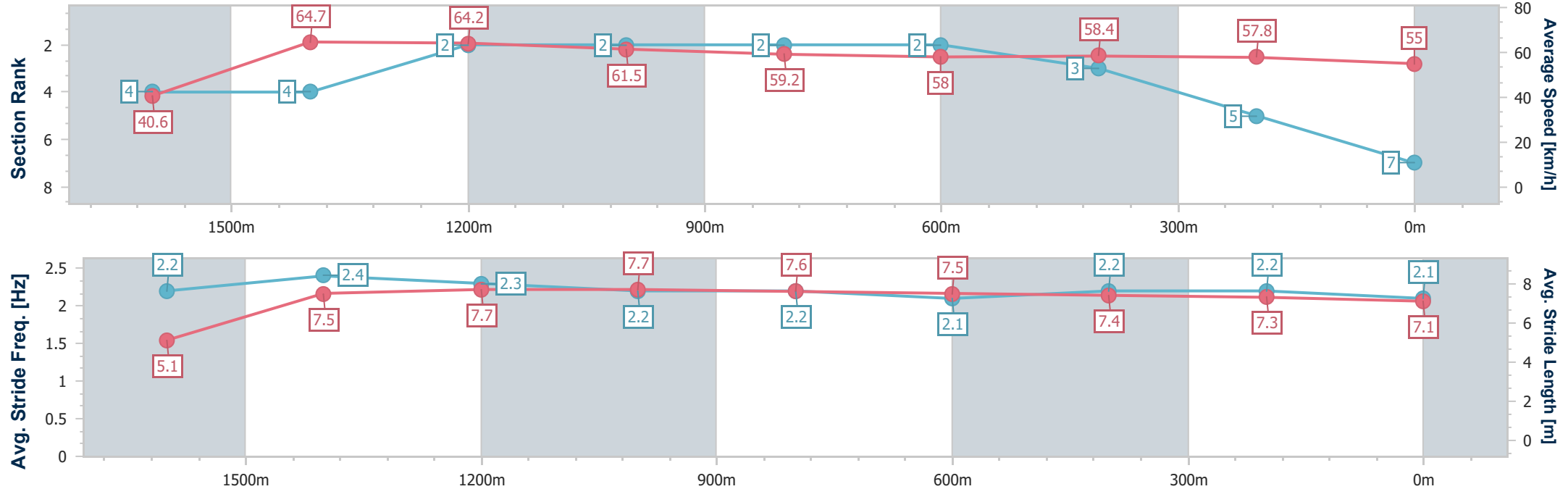
Horse/Jockey Name	Parisienne Piper
Final Rank	7
Fastest Section Time (Section)	0:08.86 (Overall)
Top Speed [km/h] (Section)	66.8 (1400m)
Race State	Finished



IpswichProfessional
Race 1: TAB Maiden Handicap - 1700m
31 October 2025 - 13:34
Track Rating: Soft 5, Weather: Fine, Rail Position: +8m Entire



Section	Overall	1600m	1400m	1200m	1000m	800m	600m	400m	200m				
Section Times	1:45.34 [7] (0:08.86)	1:36.48 [4] (0:11.18)	1:25.30 [4] (0:11.26)	1:14.04 [2] (0:11.74)	1:02.30 [2] (0:12.12)	0:50.18 [2] (0:12.39)	0:37.79 [2] (0:12.30)	0:25.49 [3] (0:12.41)	0:13.08 [5] (0:13.08)				
Average Speed [km/h]	40.6	64.7	64.2	61.5	59.2	58.0	58.4	57.8	55.0				
Top Speed [km/h]	60.7	66.2	66.8	62.7	60.9	58.3	59.3	59.2	56.7				
Avg. Dist. to Rail [m]	7.4	2.9	1.4	0.3	0.2	1.0	0.5	0.8	0.4				
Avg. Stride Freq. [Hz]	2.2	2.4	2.3	2.2	2.2	2.1	2.2	2.2	2.1				
Avg. Stride Length [m]	5.1	7.5	7.7	7.7	7.6	7.5	7.4	7.3	7.1				





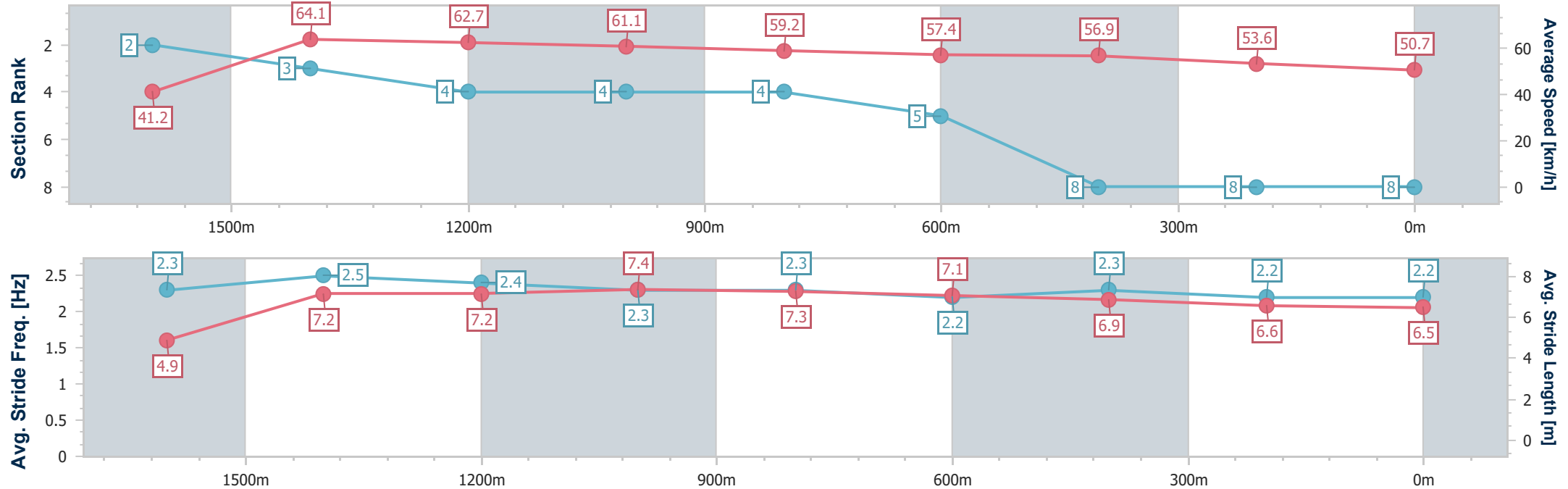
Horse/Jockey Name	Happy Coffee
Final Rank	8
Fastest Section Time (Section)	0:08.77 (Overall)
Top Speed [km/h] (Section)	65.3 (1600m)
Race State	Finished



IpswichProfessional
Race 1: TAB Maiden Handicap - 1700m
31 October 2025 - 13:34
Track Rating: Soft 5, Weather: Fine, Rail Position: +8m Entire



Section	Overall	1600m	1400m	1200m	1000m	800m	600m	400m	200m				
Section Times	1:47.76 [8] (0:08.77)	1:38.99 [2] (0:11.24)	1:27.75 [3] (0:11.46)	1:16.29 [4] (0:11.74)	1:04.55 [4] (0:12.15)	0:52.40 [4] (0:12.46)	0:39.94 [5] (0:12.51)	0:27.43 [8] (0:13.29)	0:14.14 [8] (0:14.14)				
Average Speed [km/h]	41.2	64.1	62.7	61.1	59.2	57.4	56.9	53.6	50.7				
Top Speed [km/h]	60.6	65.3	64.6	62.4	60.3	58.7	58.0	55.8	52.3				
Avg. Dist. to Rail [m]	2.6	0.9	0.7	0.4	0.5	1.9	2.4	1.8	0.7				
Avg. Stride Freq. [Hz]	2.3	2.5	2.4	2.3	2.3	2.2	2.3	2.2	2.2				
Avg. Stride Length [m]	4.9	7.2	7.2	7.4	7.3	7.1	6.9	6.6	6.5				





IpswichProfessional

Race 2: GREAT NORTHERN Class 2 Handicap - 1350m

31 October 2025 - 14:12



Track Rating: Soft 5, Weather: Fine, Rail Position: +8m Entire

Section		Overall				1200m	1000m	800m	600m	400m	Last 600m	
Field Times		1:20.27				1:08.79	0:57.39	0:45.98	0:34.55	0:23.18	0:34.55	
		(0:11.48)				(0:11.40)	(0:11.41)	(0:11.43)	(0:11.37)	(0:11.29)		
Rank	TAB	Horse/Jockey	Barrier	Top Speed [km/h]	Fastest Section							Distance Travelled [m]
1	1	GELATIN	6	65.6	0:11.19	1:20.27 [1]	1:08.53 [4]	0:57.34 [2]	0:45.96 [2]	0:34.53 [2]	0:23.17 [2]	0:34.53
		Angela Jones		1200m	1200m	(0:11.74)	(0:11.19)	(0:11.38)	(0:11.43)	(0:11.36)	(0:11.28)	
2	4	RAMPANT LION	2	64.2	0:11.28	1:20.45 [2]	1:08.78 [3]	0:57.31 [4]	0:45.76 [4]	0:34.40 [3]	0:23.11 [3]	0:34.40 -5
		Kyle Wilson-Taylor		400m	400m	(0:11.67)	(0:11.47)	(0:11.55)	(0:11.36)	(0:11.29)	(0:11.28)	
3	6	SMART SHAZZA	7	64.0	0:11.36	1:20.52 [3]	1:09.04 [1]	0:57.64 [1]	0:46.23 [1]	0:34.80 [1]	0:23.43 [1]	0:34.80 -4
		Ryan Maloney		600m	400m	(0:11.48)	(0:11.40)	(0:11.41)	(0:11.43)	(0:11.37)	(0:11.36)	
4	2	GAMBINO	3	64.4	0:11.30	1:20.60 [4]	1:08.79 [5]	0:57.23 [5]	0:45.71 [5]	0:34.38 [5]	0:23.06 [5]	0:34.38 -5
		Cody Collis		400m	400m	(0:11.81)	(0:11.56)	(0:11.52)	(0:11.33)	(0:11.32)	(0:11.30)	
5	9	CHAMPAGNE ROUGE	5	64.1	0:11.33	1:20.76 [5]	1:08.69 [7]	0:57.07 [7]	0:45.65 [7]	0:34.28 [7]	0:22.91 [7]	0:34.28 -2
		Tahlia Fenlon		1000m	400m	(0:12.07)	(0:11.62)	(0:11.42)	(0:11.37)	(0:11.37)	(0:11.33)	
6	3	BURLEIGH MAGIC	4	65.6	0:11.22	1:20.78 [6]	1:08.94 [6]	0:57.28 [6]	0:45.73 [6]	0:34.32 [6]	0:22.99 [6]	0:34.32 +3
		Corey Sutherland		400m	400m	(0:11.84)	(0:11.66)	(0:11.55)	(0:11.41)	(0:11.33)	(0:11.22)	
7	7	HELL OF A LAD	1	63.4	0:11.33	1:20.79 [7]	1:09.27 [2]	0:57.69 [3]	0:46.12 [3]	0:34.66 [4]	0:23.30 [4]	0:34.66 -3
		Micheal Hellyer		600m	400m	(0:11.52)	(0:11.58)	(0:11.57)	(0:11.46)	(0:11.36)	(0:11.33)	

Scratched: Kingsland (#5), Red Cobra (#8), Flying Celica (#10)



IpswichProfessional

Race 2: GREAT NORTHERN Class 2 Handicap - 1350m

31 October 2025 - 14:12



Track Rating: Soft 5, Weather: Fine, Rail Position: +8m Entire

Section		200m					Last 600m		
Field Times		0:11.89 (0:11.89)					0:34.55		
Rank	TAB	Horse/Jockey	Barrier	Top Speed [km/h]	Fastest Section	Margin		Distance Travelled [m]	
1	1	GELATIN	6	65.6	0:11.19	0:11.89 [1]	1:20.27	0:34.53	
		Angela Jones		1200m	1200m	(0:11.89)			
2	4	RAMPANT LION	2	64.2	0:11.28	0:11.83 [3]	1.09L	0:34.40	-5
		Kyle Wilson-Taylor		400m	400m	(0:11.83)			
3	6	SMART SHAZZA	7	64.0	0:11.36	0:12.07 [2]	1.5L	0:34.80	-4
		Ryan Maloney		600m	400m	(0:12.07)			
4	2	GAMBINO	3	64.4	0:11.30	0:11.76 [5]	1.98L	0:34.38	-5
		Cody Collis		400m	400m	(0:11.76)			
5	9	CHAMPAGNE ROUGE	5	64.1	0:11.33	0:11.58 [7]	2.92L	0:34.28	-2
		Tahlia Fenlon		1000m	400m	(0:11.58)			
6	3	BURLEIGH MAGIC	4	65.6	0:11.22	0:11.77 [6]	3.02L	0:34.32	+3
		Corey Sutherland		400m	400m	(0:11.77)			
7	7	HELL OF A LAD	1	63.4	0:11.33	0:11.97 [4]	3.06L	0:34.66	-3
		Micheal Hellyer		600m	400m	(0:11.97)			

Scratched: Kingsland (#5), Red Cobra (#8), Flying Celica (#10)



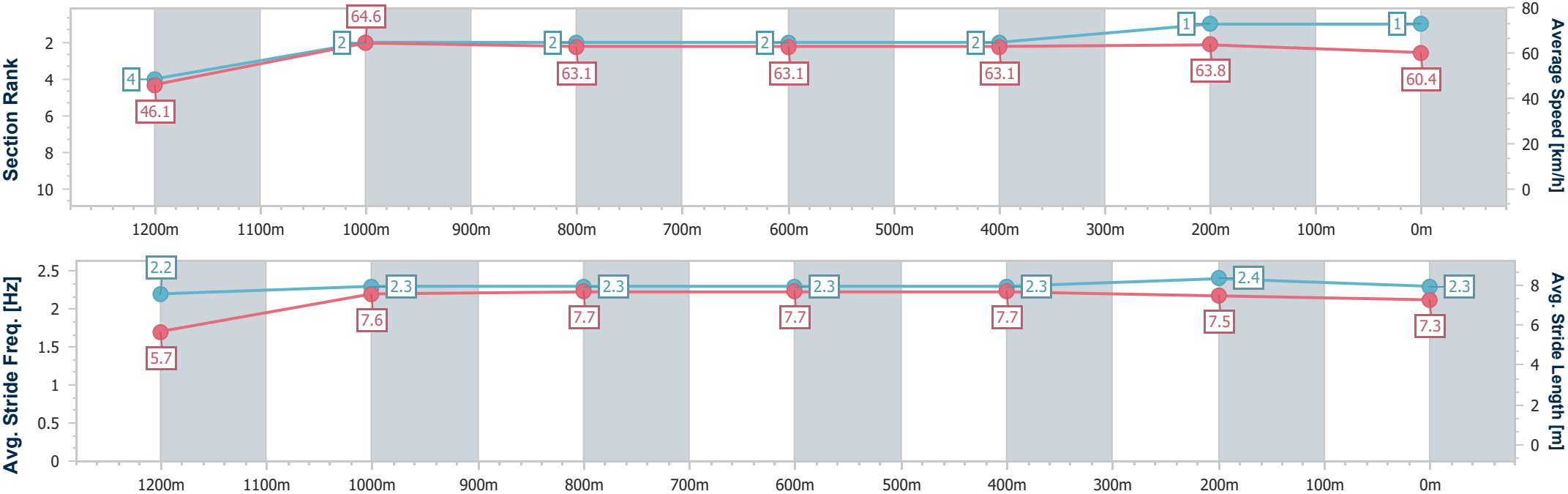
Horse/Jockey Name	Gelatin
Final Rank	1
Fastest Section Time (Section)	0:11.19 (1200m)
Top Speed [km/h] (Section)	65.6 (1200m)
Race State	Finished



IpswichProfessional
Race 2: GREAT NORTHERN Class 2 Handicap - 1350m
31 October 2025 - 14:12
Track Rating: Soft 5, Weather: Fine, Rail Position: +8m Entire



Section	Overall	1200m	1000m	800m	600m	400m	200m						
Section Times	1:20.27 [1] (0:11.74)	1:08.53 [4] (0:11.19)	0:57.34 [2] (0:11.38)	0:45.96 [2] (0:11.43)	0:34.53 [2] (0:11.36)	0:23.17 [2] (0:11.28)	0:11.89 [1] (0:11.89)						
Average Speed [km/h]	46.1	64.6	63.1	63.1	63.1	63.8	60.4						
Top Speed [km/h]	64.9	65.6	63.8	63.2	63.7	64.0	63.2						
Avg. Dist. to Rail [m]	3.0	2.0	0.6	0.3	0.6	0.7	0.4						
Avg. Stride Freq. [Hz]	2.2	2.3	2.3	2.3	2.3	2.4	2.3						
Avg. Stride Length [m]	5.7	7.6	7.7	7.7	7.7	7.5	7.3						





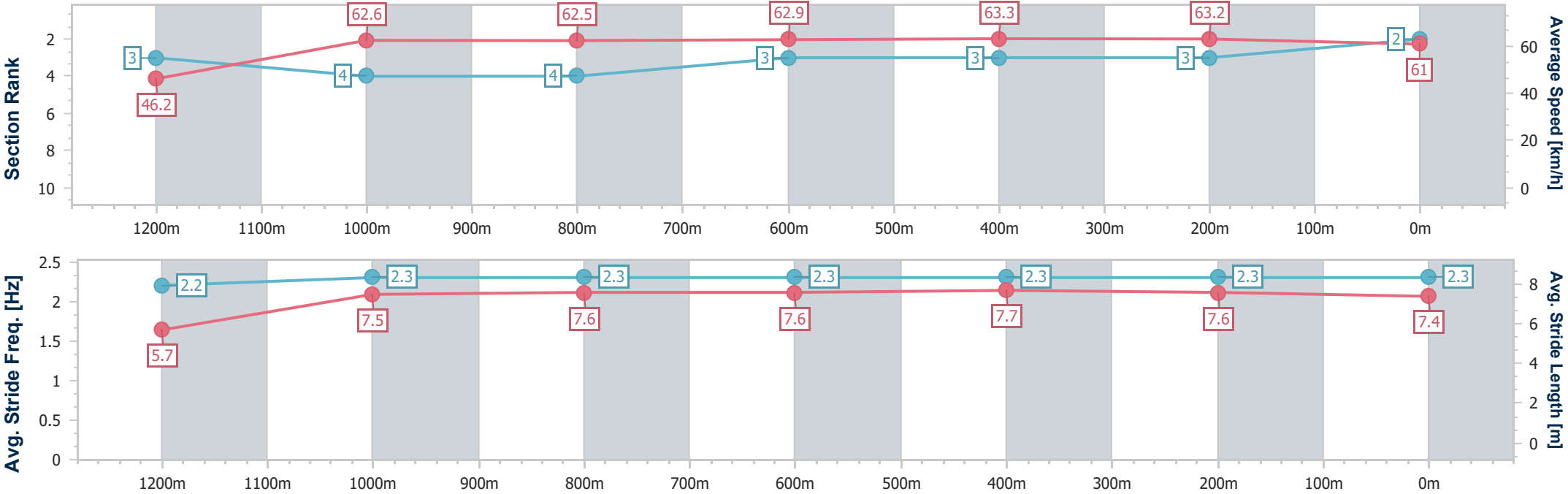
Horse/Jockey Name	Rampant Lion
Final Rank	2
Fastest Section Time (Section)	0:11.28 (400m)
Top Speed [km/h] (Section)	64.2 (400m)
Race State	Finished



IpswichProfessional
Race 2: GREAT NORTHERN Class 2 Handicap - 1350m
31 October 2025 - 14:12
Track Rating: Soft 5, Weather: Fine, Rail Position: +8m Entire



Section	Overall	1200m	1000m	800m	600m	400m	200m						
Section Times	1:20.45 [2] (0:11.67)	1:08.78 [3] (0:11.47)	0:57.31 [4] (0:11.55)	0:45.76 [4] (0:11.36)	0:34.40 [3] (0:11.29)	0:23.11 [3] (0:11.28)	0:11.83 [3] (0:11.83)						
Average Speed [km/h]	46.2	62.6	62.5	62.9	63.3	63.2	61.0						
Top Speed [km/h]	61.4	63.4	62.9	63.9	63.9	64.2	62.7						
Avg. Dist. to Rail [m]	0.9	0.7	0.7	1.4	1.9	1.6	0.5						
Avg. Stride Freq. [Hz]	2.2	2.3	2.3	2.3	2.3	2.3	2.3						
Avg. Stride Length [m]	5.7	7.5	7.6	7.6	7.7	7.6	7.4						





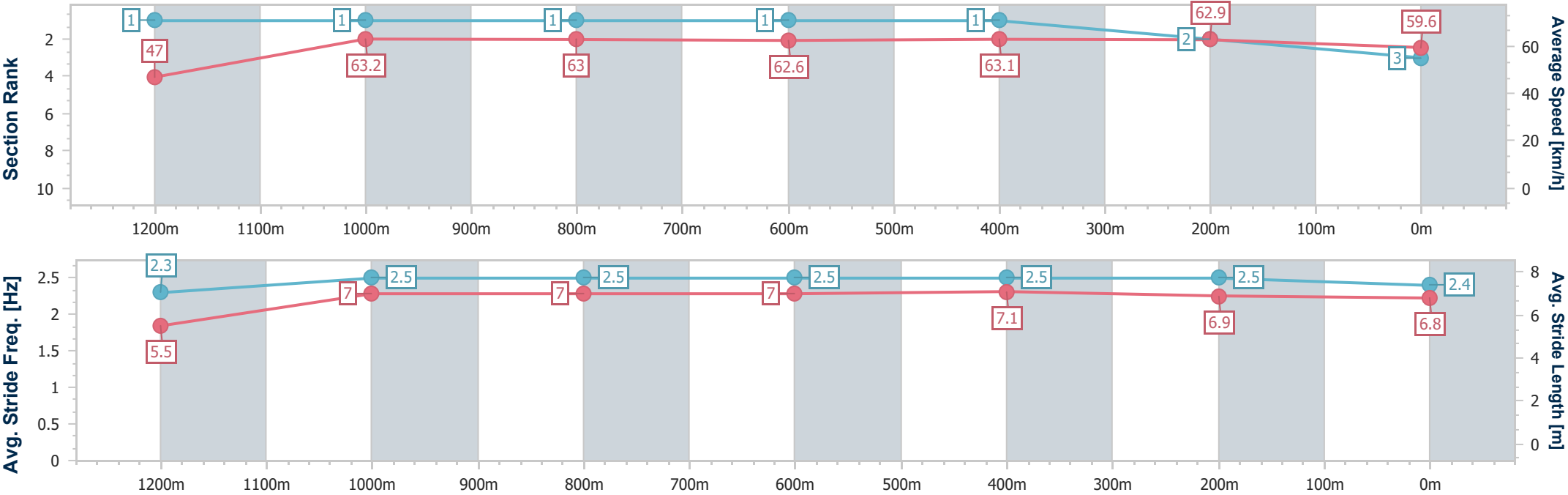
Horse/Jockey Name	Smart Shazza
Final Rank	3
Fastest Section Time (Section)	0:11.36 (400m)
Top Speed [km/h] (Section)	64.0 (600m)
Race State	Finished



IpswichProfessional
Race 2: GREAT NORTHERN Class 2 Handicap - 1350m
31 October 2025 - 14:12
Track Rating: Soft 5, Weather: Fine, Rail Position: +8m Entire



Section	Overall	1200m	1000m	800m	600m	400m	200m						
Section Times	1:20.52 [3] (0:11.48)	1:09.04 [1] (0:11.40)	0:57.64 [1] (0:11.41)	0:46.23 [1] (0:11.43)	0:34.80 [1] (0:11.37)	0:23.43 [1] (0:11.36)	0:12.07 [2] (0:12.07)						
Average Speed [km/h]	47.0	63.2	63.0	62.6	63.1	62.9	59.6						
Top Speed [km/h]	63.0	63.7	63.5	63.1	64.0	63.3	62.2						
Avg. Dist. to Rail [m]	3.5	0.9	0.3	0.9	1.4	1.6	1.3						
Avg. Stride Freq. [Hz]	2.3	2.5	2.5	2.5	2.5	2.5	2.4						
Avg. Stride Length [m]	5.5	7.0	7.0	7.0	7.1	6.9	6.8						





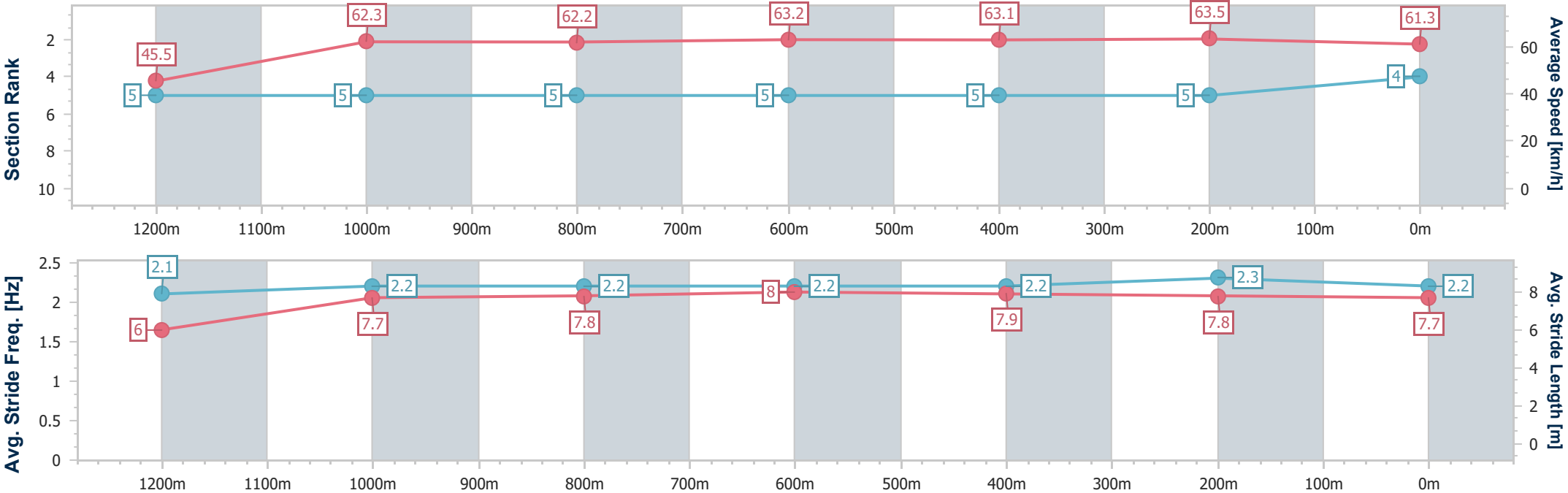
Horse/Jockey Name	Gambino
Final Rank	4
Fastest Section Time (Section)	0:11.30 (400m)
Top Speed [km/h] (Section)	64.4 (400m)
Race State	Finished



IpswichProfessional
Race 2: GREAT NORTHERN Class 2 Handicap - 1350m
31 October 2025 - 14:12
Track Rating: Soft 5, Weather: Fine, Rail Position: +8m Entire



Section	Overall	1200m	1000m	800m	600m	400m	200m						
Section Times	1:20.60 [4] (0:11.81)	1:08.79 [5] (0:11.56)	0:57.23 [5] (0:11.52)	0:45.71 [5] (0:11.33)	0:34.38 [5] (0:11.32)	0:23.06 [5] (0:11.30)	0:11.76 [5] (0:11.76)						
Average Speed [km/h]	45.5	62.3	62.2	63.2	63.1	63.5	61.3						
Top Speed [km/h]	62.1	63.4	63.2	63.7	63.9	64.4	64.1						
Avg. Dist. to Rail [m]	1.5	0.9	1.3	1.7	1.5	0.6	0.4						
Avg. Stride Freq. [Hz]	2.1	2.2	2.2	2.2	2.2	2.3	2.2						
Avg. Stride Length [m]	6.0	7.7	7.8	8.0	7.9	7.8	7.7						





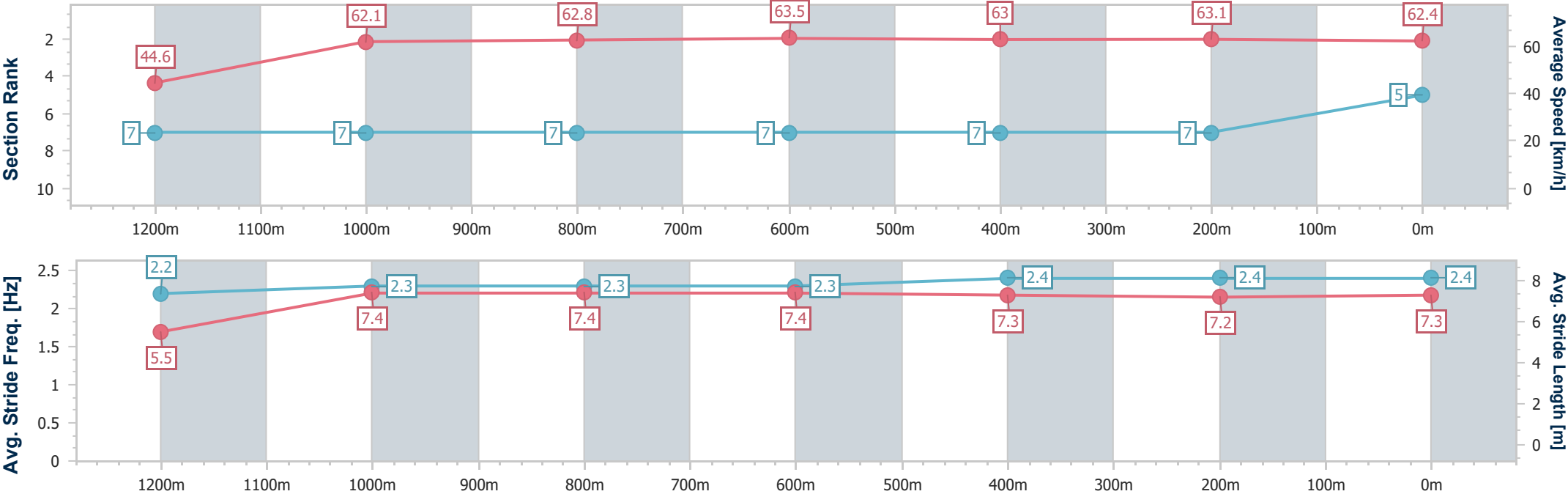
Horse/Jockey Name	Champagne Rouge
Final Rank	5
Fastest Section Time (Section)	0:11.33 (400m)
Top Speed [km/h] (Section)	64.1 (1000m)
Race State	Finished



IpswichProfessional
Race 2: GREAT NORTHERN Class 2 Handicap - 1350m
31 October 2025 - 14:12
Track Rating: Soft 5, Weather: Fine, Rail Position: +8m Entire



Section	Overall	1200m	1000m	800m	600m	400m	200m						
Section Times	1:20.76 [5] (0:12.07)	1:08.69 [7] (0:11.62)	0:57.07 [7] (0:11.42)	0:45.65 [7] (0:11.37)	0:34.28 [7] (0:11.37)	0:22.91 [7] (0:11.33)	0:11.58 [7] (0:11.58)						
Average Speed [km/h]	44.6	62.1	62.8	63.5	63.0	63.1	62.4						
Top Speed [km/h]	61.4	62.4	64.1	64.0	63.4	63.8	63.3						
Avg. Dist. to Rail [m]	2.2	0.6	0.5	0.5	0.9	0.6	0.8						
Avg. Stride Freq. [Hz]	2.2	2.3	2.3	2.3	2.4	2.4	2.4						
Avg. Stride Length [m]	5.5	7.4	7.4	7.4	7.3	7.2	7.3						





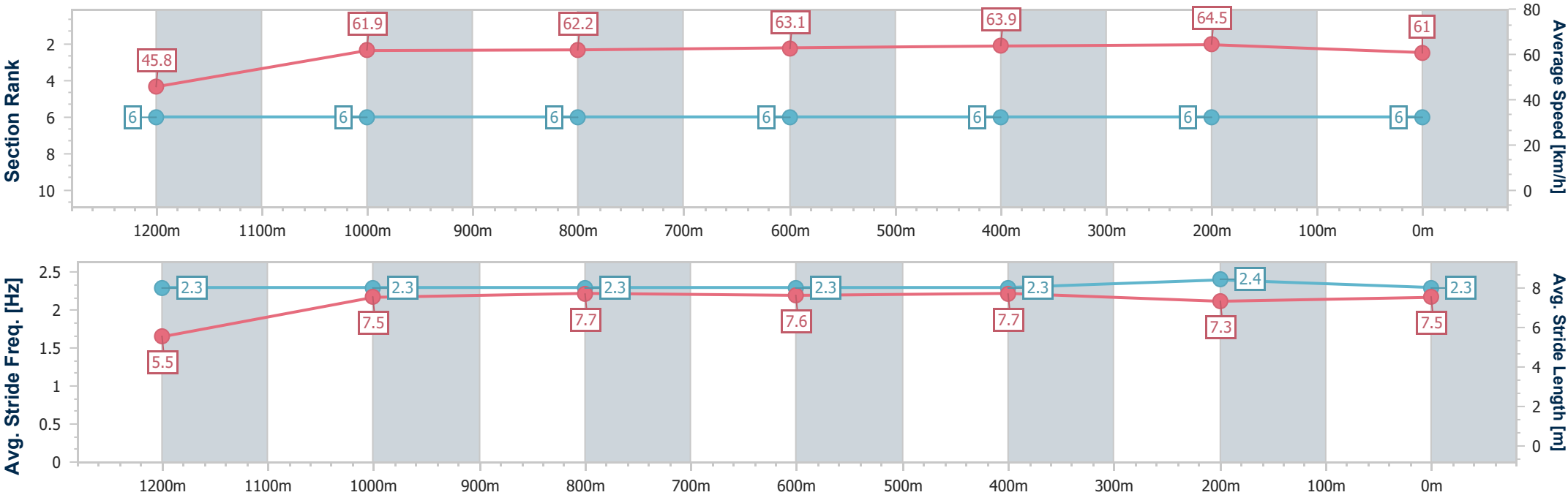
Horse/Jockey Name	Burleigh Magic
Final Rank	6
Fastest Section Time (Section)	0:11.22 (400m)
Top Speed [km/h] (Section)	65.6 (400m)
Race State	Finished



IpswichProfessional
Race 2: GREAT NORTHERN Class 2 Handicap - 1350m
31 October 2025 - 14:12
Track Rating: Soft 5, Weather: Fine, Rail Position: +8m Entire



Section	Overall	1200m	1000m	800m	600m	400m	200m						
Section Times	1:20.78 [6] (0:11.84)	1:08.94 [6] (0:11.66)	0:57.28 [6] (0:11.55)	0:45.73 [6] (0:11.41)	0:34.32 [6] (0:11.33)	0:22.99 [6] (0:11.22)	0:11.77 [6] (0:11.77)						
Average Speed [km/h]	45.8	61.9	62.2	63.1	63.9	64.5	61.0						
Top Speed [km/h]	61.8	63.4	63.5	64.2	64.7	65.6	63.1						
Avg. Dist. to Rail [m]	1.8	1.3	0.9	0.4	0.6	2.0	2.2						
Avg. Stride Freq. [Hz]	2.3	2.3	2.3	2.3	2.3	2.4	2.3						
Avg. Stride Length [m]	5.5	7.5	7.7	7.6	7.7	7.3	7.5						



- [] Ranking at each section and finish
- .-.- No data available at this section
- NA No data available



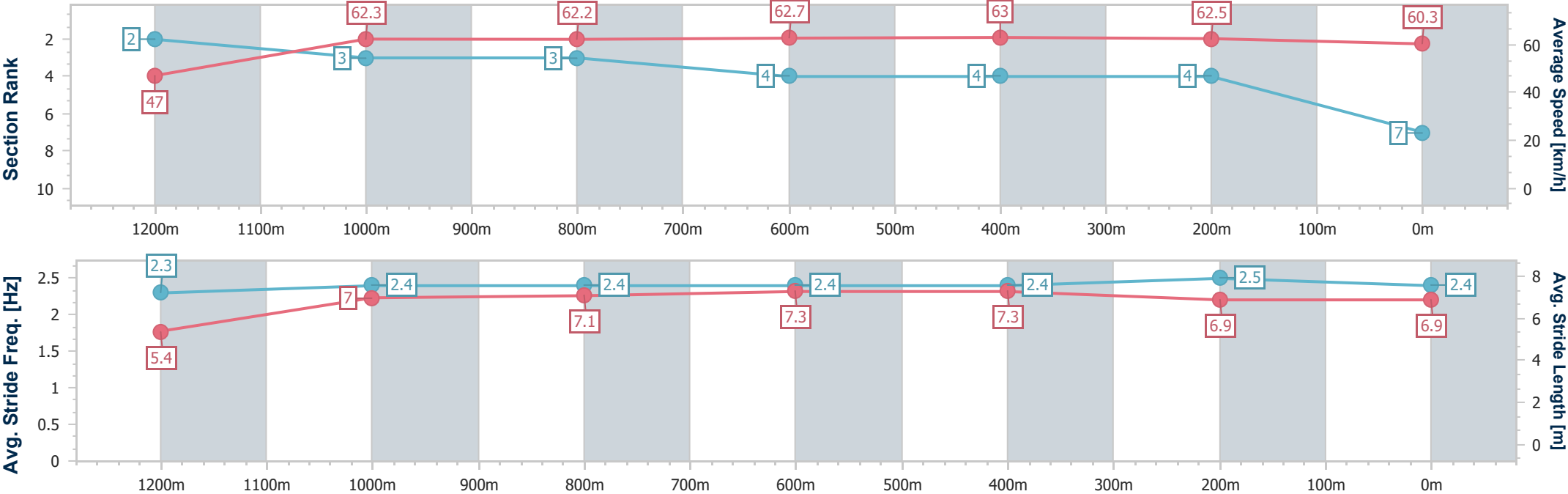
Horse/Jockey Name	Hell Of A Lad
Final Rank	7
Fastest Section Time (Section)	0:11.33 (400m)
Top Speed [km/h] (Section)	63.4 (600m)
Race State	Finished



IpswichProfessional
Race 2: GREAT NORTHERN Class 2 Handicap - 1350m
31 October 2025 - 14:12
Track Rating: Soft 5, Weather: Fine, Rail Position: +8m Entire



Section	Overall	1200m	1000m	800m	600m	400m	200m						
Section Times	1:20.79 [7] (0:11.52)	1:09.27 [2] (0:11.58)	0:57.69 [3] (0:11.57)	0:46.12 [3] (0:11.46)	0:34.66 [4] (0:11.36)	0:23.30 [4] (0:11.33)	0:11.97 [4] (0:11.97)						
Average Speed [km/h]	47.0	62.3	62.2	62.7	63.0	62.5	60.3						
Top Speed [km/h]	62.2	63.0	62.9	63.1	63.4	63.3	62.4						
Avg. Dist. to Rail [m]	1.0	0.6	1.1	0.6	1.9	3.7	3.2						
Avg. Stride Freq. [Hz]	2.3	2.4	2.4	2.4	2.4	2.5	2.4						
Avg. Stride Length [m]	5.4	7.0	7.1	7.3	7.3	6.9	6.9						



Track Rating: Soft 5, Weather: Fine, Rail Position: +8m Entire

Section						Overall	1000m	800m	600m	400m	200m	Last 600m			
Field Times						1:05.16 (0:08.40)	0:56.76 (0:10.89)	0:45.87 (0:11.28)	0:34.59 (0:11.67)	0:22.92 (0:11.40)	0:11.52 (0:11.52)	0:00.00			
Rank	TAB	Horse/Jockey	Barrier	Top Speed [km/h]	Fastest Section							Margin	Margin	Distance Travelled [m]	
1	3	GALACTIC STAR	3	67.4	0:08.42	1:05.16 [1]	0:56.74 [2]	0:45.81 [3]	0:34.38 [3]	0:22.71 [3]	0:11.43 [3]	1:05.16	0:34.38		
		Ben Thompson		1000m	Overall	(0:08.42)	(0:10.93)	(0:11.43)	(0:11.67)	(0:11.28)	(0:11.43)				
2	8	MAJOR HOT	2	67.3	0:08.45	1:05.38 [2]	0:56.93 [3]	0:46.09 [1]	0:34.78 [2]	0:23.12 [2]	0:11.74 [1]	1.3L	0:34.78	-6	
		Georgina Cartwright		1000m	Overall	(0:08.45)	(0:10.84)	(0:11.31)	(0:11.66)	(0:11.38)	(0:11.74)				
3	2	EXCELBOOM	1	67.6	0:08.40	1:05.38 [3]	0:56.98 [1]	0:46.06 [2]	0:34.81 [1]	0:23.14 [1]	0:11.73 [2]	1.34L	0:34.81	-13	
		Angela Jones		1000m	Overall	(0:08.40)	(0:10.92)	(0:11.25)	(0:11.67)	(0:11.41)	(0:11.73)				
4	6	CRASH THE PARTY	6	68.9	0:08.92	1:05.42 [4]	0:56.50 [6]	0:45.80 [4]	0:34.60 [4]	0:22.93 [4]	0:11.49 [4]	1.58L	0:34.60	-6	
		Kyle Wilson-Taylor		1000m	Overall	(0:08.92)	(0:10.70)	(0:11.20)	(0:11.67)	(0:11.44)	(0:11.49)				
5	12	TAPAGAL	4	66.3	0:08.72	1:05.52 [5]	0:56.80 [5]	0:45.73 [6]	0:34.58 [6]	0:22.92 [6]	0:11.57 [5]	2.13L	0:34.58	-3	
		Damien Thornton		800m	Overall	(0:08.72)	(0:11.07)	(0:11.15)	(0:11.66)	(0:11.35)	(0:11.57)				
6	11	EGYPTIAN GODDESS	7	67.2	0:09.23	1:05.79 [6]	0:56.56 [9]	0:45.60 [8]	0:34.26 [8]	0:22.64 [8]	0:11.50 [7]	3.71L	0:34.26	-6	
		Matthew Palmer		1000m	Overall	(0:09.23)	(0:10.96)	(0:11.34)	(0:11.62)	(0:11.14)	(0:11.50)				
7	4	PORCELAIN PRINCE	5	66.4	0:08.61	1:05.86 [7]	0:57.25 [4]	0:46.18 [5]	0:34.97 [5]	0:23.26 [5]	0:11.71 [6]	4.12L	0:34.97	-2	
		Jace McMurray		1000m	Overall	(0:08.61)	(0:11.07)	(0:11.21)	(0:11.71)	(0:11.55)	(0:11.71)				
8	5	MISHANI INFINITY	10	Data was not able to be tracked for this horse		----	----	----	----	----	----	5.91L	----	----	
		Olivia Kendal													
9	10	SUPER JOHNNY JOYA	8	67.1	0:09.14	1:06.59 [9]	0:57.45 [7]	0:46.52 [7]	0:35.39 [7]	0:23.81 [7]	0:12.13 [8]	8.42L	0:35.39	+1	
		Mark Du Plessis		800m	Overall	(0:09.14)	(0:10.93)	(0:11.13)	(0:11.58)	(0:11.68)	(0:12.13)				
10	9	PICKA POPPY	9	66.5	0:09.22	1:07.20 [10]	0:57.98 [8]	0:46.76 [9]	0:35.58 [9]	0:23.87 [9]	0:11.96 [9]	12.02L	0:35.58	-1	
		Cobi Vitler		1000m	Overall	(0:09.22)	(0:11.22)	(0:11.18)	(0:11.71)	(0:11.91)	(0:11.96)				

Scratched: Forgotten Spirit (#1), Halfchance (#13), Etoile Fayre (#7)



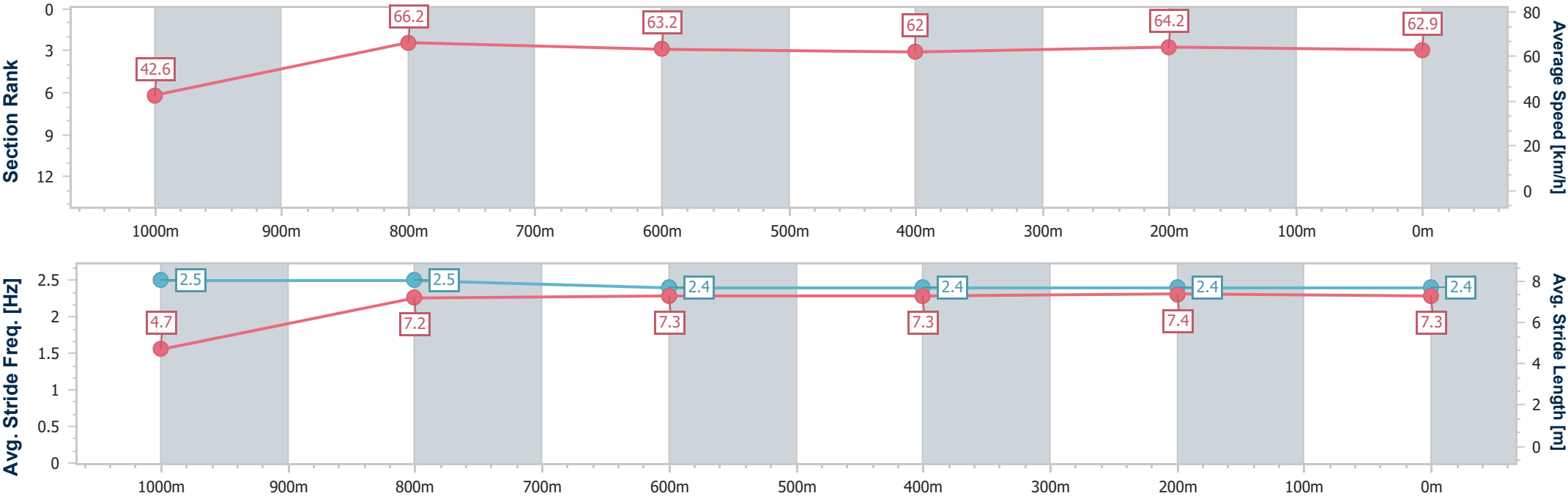
Horse/Jockey Name	Galactic Star
Final Rank	1
Fastest Section Time (Section)	0:08.42 (Overall)
Top Speed [km/h] (Section)	67.4 (1000m)
Race State	Finished



IpswichProfessional
Race 3: GORDON'S GIN QTIS Three-Year-Old Maiden Handicap
- 1100m
31 October 2025 - 14:50
Track Rating: Soft 5, Weather: Fine, Rail Position: +8m Entire



Section	Overall	1000m	800m	600m	400m	200m							
Section Times	1:05.16 [1] (0:08.42)	0:56.74 [2] (0:10.93)	0:45.81 [3] (0:11.43)	0:34.38 [3] (0:11.67)	0:22.71 [3] (0:11.28)	0:11.43 [3] (0:11.43)							
Average Speed [km/h]	42.6	66.2	63.2	62.0	64.2	62.9							
Top Speed [km/h]	65.3	67.4	65.0	63.1	65.6	65.3							
Avg. Dist. to Rail [m]	3.7	1.3	0.6	1.5	1.2	2.3							
Avg. Stride Freq. [Hz]	2.5	2.5	2.4	2.4	2.4	2.4							
Avg. Stride Length [m]	4.7	7.2	7.3	7.3	7.4	7.3							





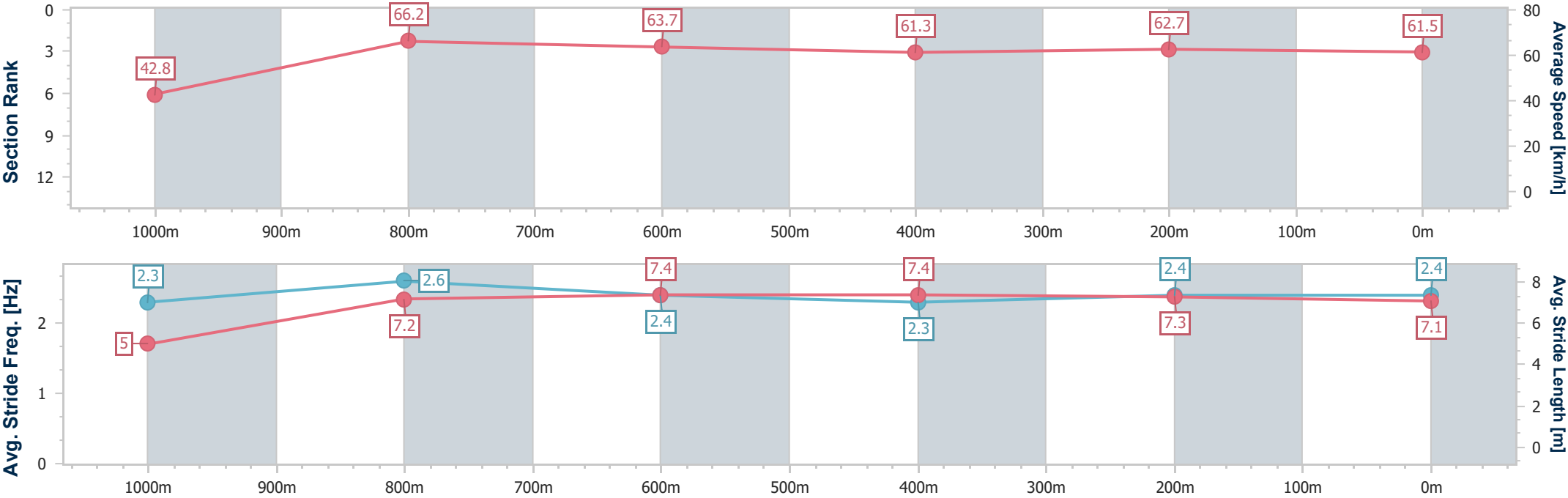
Horse/Jockey Name	Major Hot
Final Rank	2
Fastest Section Time (Section)	0:08.45 (Overall)
Top Speed [km/h] (Section)	67.3 (1000m)
Race State	Finished



IpswichProfessional
Race 3: GORDON'S GIN QTIS Three-Year-Old Maiden Handicap
- 1100m
31 October 2025 - 14:50
Track Rating: Soft 5, Weather: Fine, Rail Position: +8m Entire



Section	Overall	1000m	800m	600m	400m	200m							
Section Times	1:05.38 [2] (0:08.45)	0:56.93 [3] (0:10.84)	0:46.09 [1] (0:11.31)	0:34.78 [2] (0:11.66)	0:23.12 [2] (0:11.38)	0:11.74 [1] (0:11.74)							
Average Speed [km/h]	42.8	66.2	63.7	61.3	62.7	61.5							
Top Speed [km/h]	64.7	67.3	65.5	62.4	65.2	63.5							
Avg. Dist. to Rail [m]	2.1	0.2	0.8	1.9	1.6	0.6							
Avg. Stride Freq. [Hz]	2.3	2.6	2.4	2.3	2.4	2.4							
Avg. Stride Length [m]	5.0	7.2	7.4	7.4	7.3	7.1							





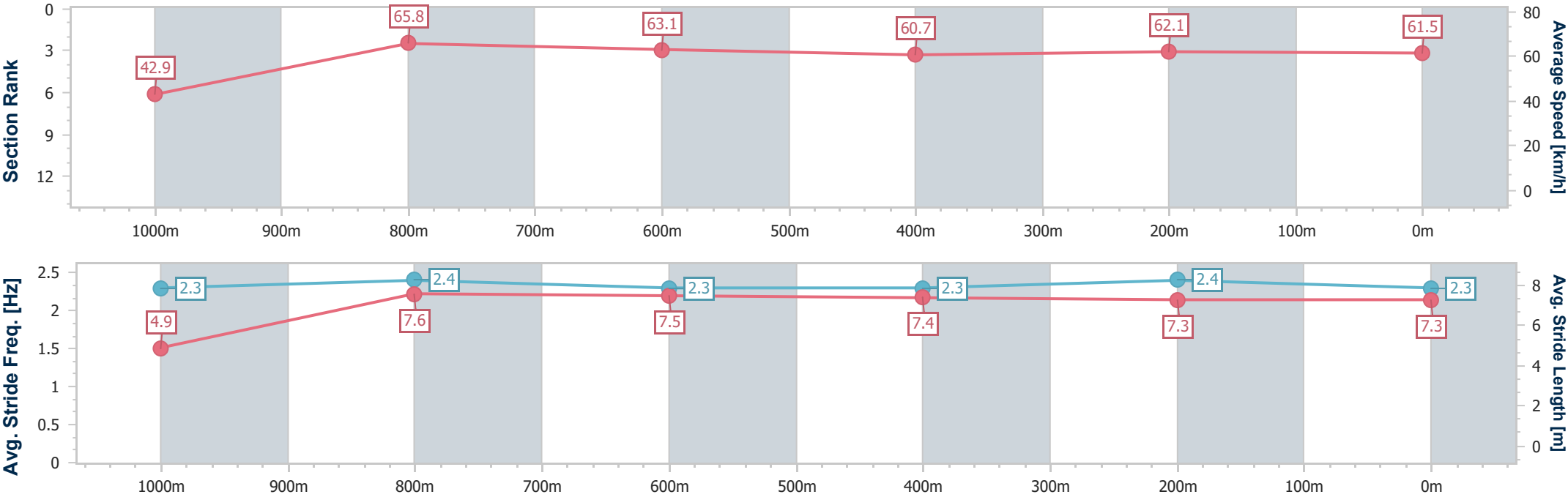
Horse/Jockey Name	Excelboom
Final Rank	3
Fastest Section Time (Section)	0:08.40 (Overall)
Top Speed [km/h] (Section)	67.6 (1000m)
Race State	Finished



IpswichProfessional
Race 3: GORDON'S GIN QTIS Three-Year-Old Maiden Handicap
- 1100m
31 October 2025 - 14:50
Track Rating: Soft 5, Weather: Fine, Rail Position: +8m Entire



Section	Overall	1000m	800m	600m	400m	200m							
Section Times	1:05.38 [3] (0:08.40)	0:56.98 [1] (0:10.92)	0:46.06 [2] (0:11.25)	0:34.81 [1] (0:11.67)	0:23.14 [1] (0:11.41)	0:11.73 [2] (0:11.73)							
Average Speed [km/h]	42.9	65.8	63.1	60.7	62.1	61.5							
Top Speed [km/h]	63.8	67.6	65.3	61.6	63.3	63.6							
Avg. Dist. to Rail [m]	1.1	1.6	3.2	4.5	3.9	2.0							
Avg. Stride Freq. [Hz]	2.3	2.4	2.3	2.3	2.4	2.3							
Avg. Stride Length [m]	4.9	7.6	7.5	7.4	7.3	7.3							





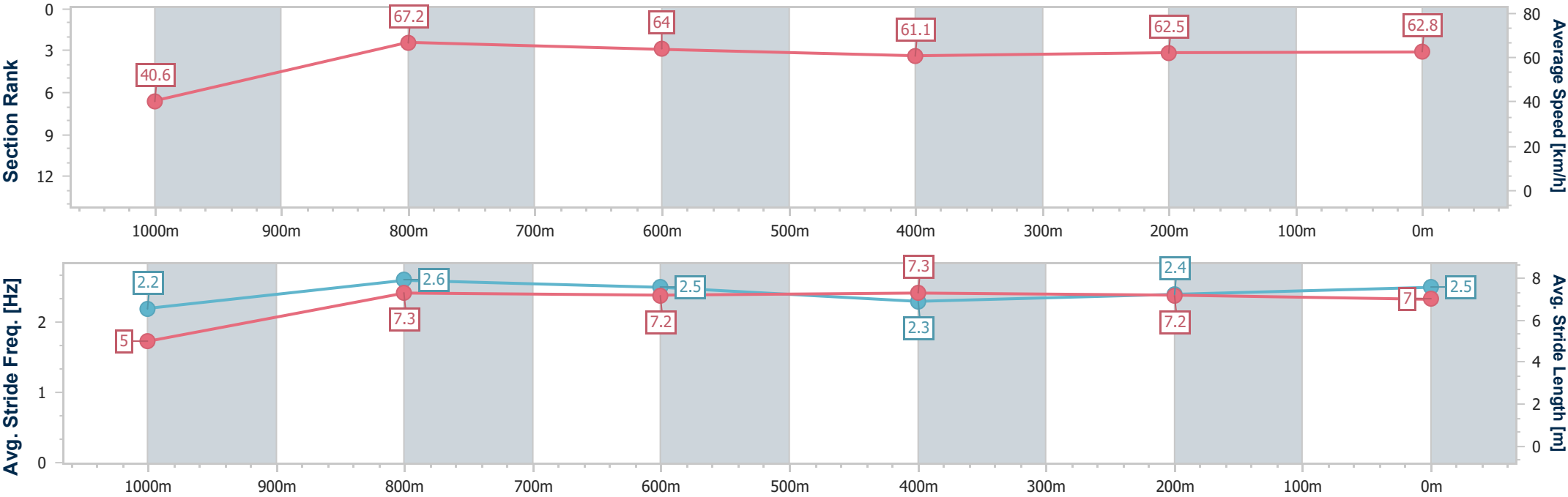
Horse/Jockey Name	Crash The Party
Final Rank	4
Fastest Section Time (Section)	0:08.92 (Overall)
Top Speed [km/h] (Section)	68.9 (1000m)
Race State	Finished



IpswichProfessional
Race 3: GORDON'S GIN QTIS Three-Year-Old Maiden Handicap
- 1100m
31 October 2025 - 14:50
Track Rating: Soft 5, Weather: Fine, Rail Position: +8m Entire



Section	Overall	1000m	800m	600m	400m	200m							
Section Times	1:05.42 [4] (0:08.92)	0:56.50 [6] (0:10.70)	0:45.80 [4] (0:11.20)	0:34.60 [4] (0:11.67)	0:22.93 [4] (0:11.44)	0:11.49 [4] (0:11.49)							
Average Speed [km/h]	40.6	67.2	64.0	61.1	62.5	62.8							
Top Speed [km/h]	65.0	68.9	67.6	62.4	64.3	64.4							
Avg. Dist. to Rail [m]	5.4	0.4	1.2	2.1	1.4	3.2							
Avg. Stride Freq. [Hz]	2.2	2.6	2.5	2.3	2.4	2.5							
Avg. Stride Length [m]	5.0	7.3	7.2	7.3	7.2	7.0							





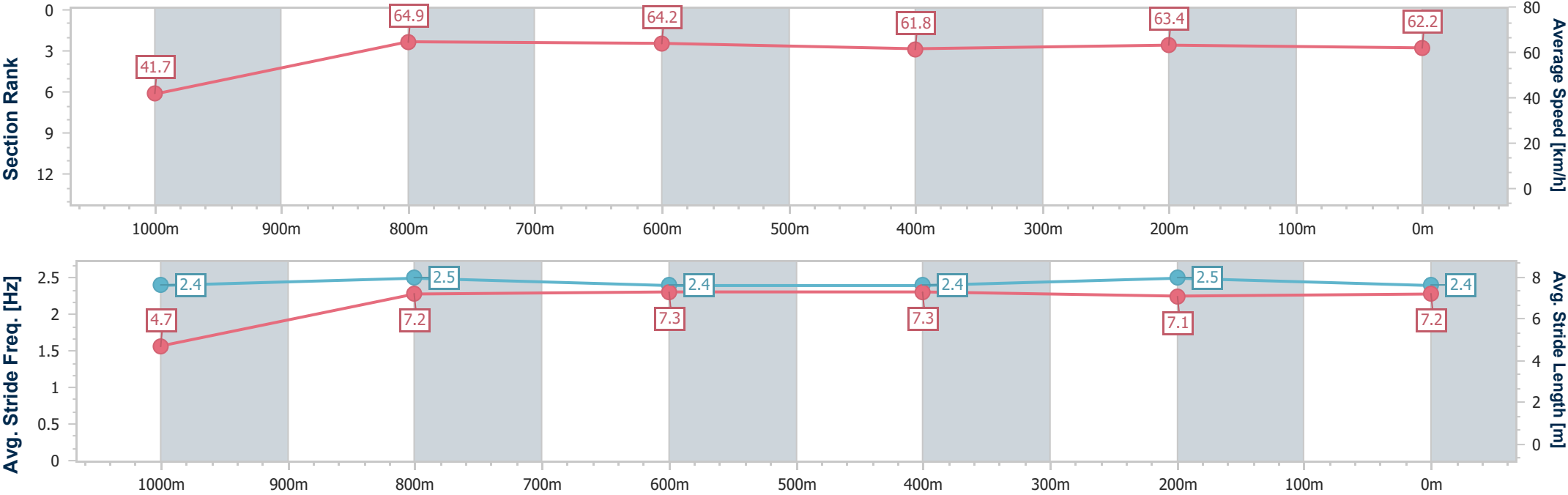
Horse/Jockey Name	Tapagal
Final Rank	5
Fastest Section Time (Section)	0:08.72 (Overall)
Top Speed [km/h] (Section)	66.3 (800m)
Race State	Finished



IpswichProfessional
Race 3: GORDON'S GIN QTIS Three-Year-Old Maiden Handicap
- 1100m
31 October 2025 - 14:50
Track Rating: Soft 5, Weather: Fine, Rail Position: +8m Entire



Section	Overall	1000m	800m	600m	400m	200m							
Section Times	1:05.52 [5] (0:08.72)	0:56.80 [5] (0:11.07)	0:45.73 [6] (0:11.15)	0:34.58 [6] (0:11.66)	0:22.92 [6] (0:11.35)	0:11.57 [5] (0:11.57)							
Average Speed [km/h]	41.7	64.9	64.2	61.8	63.4	62.2							
Top Speed [km/h]	62.2	65.8	66.3	62.8	64.5	65.1							
Avg. Dist. to Rail [m]	4.1	0.7	1.0	0.2	0.6	2.5							
Avg. Stride Freq. [Hz]	2.4	2.5	2.4	2.4	2.5	2.4							
Avg. Stride Length [m]	4.7	7.2	7.3	7.3	7.1	7.2							





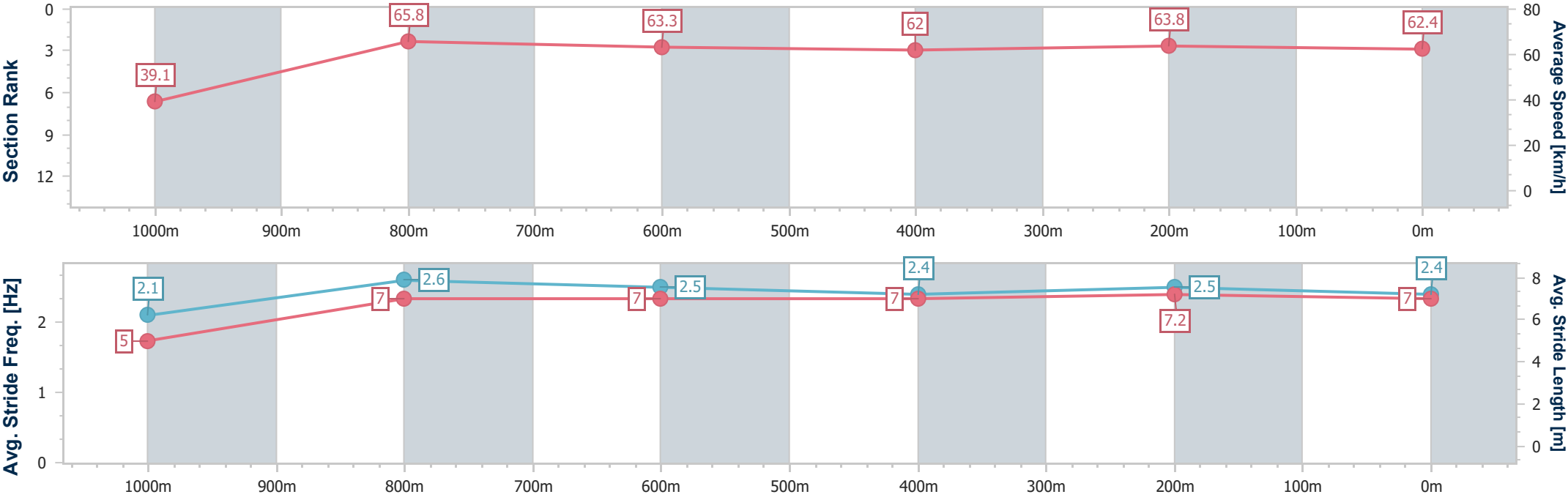
Horse/Jockey Name	Egyptian Goddess
Final Rank	6
Fastest Section Time (Section)	0:09.23 (Overall)
Top Speed [km/h] (Section)	67.2 (1000m)
Race State	Finished



IpswichProfessional
Race 3: GORDON'S GIN QTIS Three-Year-Old Maiden Handicap
- 1100m
31 October 2025 - 14:50
Track Rating: Soft 5, Weather: Fine, Rail Position: +8m Entire



Section	Overall	1000m	800m	600m	400m	200m							
Section Times	1:05.79 [6] (0:09.23)	0:56.56 [9] (0:10.96)	0:45.60 [8] (0:11.34)	0:34.26 [8] (0:11.62)	0:22.64 [8] (0:11.14)	0:11.50 [7] (0:11.50)							
Average Speed [km/h]	39.1	65.8	63.3	62.0	63.8	62.4							
Top Speed [km/h]	61.8	67.2	65.9	63.4	64.6	63.8							
Avg. Dist. to Rail [m]	4.6	0.3	0.2	0.9	3.3	2.7							
Avg. Stride Freq. [Hz]	2.1	2.6	2.5	2.4	2.5	2.4							
Avg. Stride Length [m]	5.0	7.0	7.0	7.0	7.2	7.0							





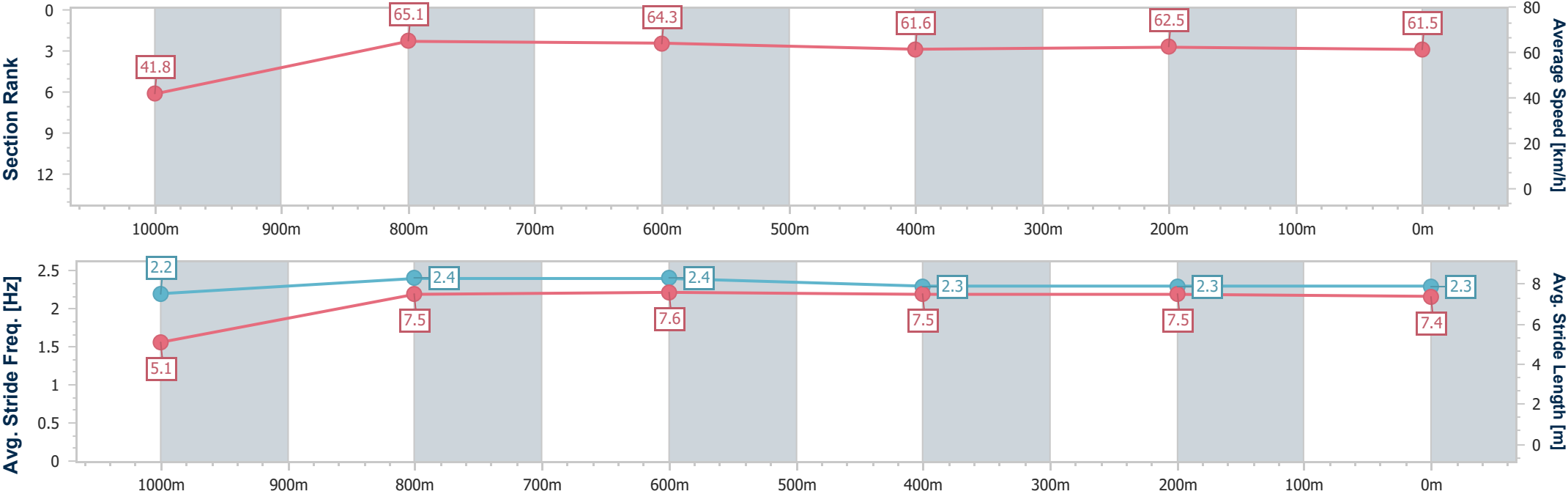
Horse/Jockey Name	Porcelain Prince
Final Rank	7
Fastest Section Time (Section)	0:08.61 (Overall)
Top Speed [km/h] (Section)	66.4 (1000m)
Race State	Finished



IpswichProfessional
Race 3: GORDON'S GIN QTIS Three-Year-Old Maiden Handicap
- 1100m
31 October 2025 - 14:50
Track Rating: Soft 5, Weather: Fine, Rail Position: +8m Entire



Section	Overall	1000m	800m	600m	400m	200m							
Section Times	1:05.86 [7] (0:08.61)	0:57.25 [4] (0:11.07)	0:46.18 [5] (0:11.21)	0:34.97 [5] (0:11.71)	0:23.26 [5] (0:11.55)	0:11.71 [6] (0:11.71)							
Average Speed [km/h]	41.8	65.1	64.3	61.6	62.5	61.5							
Top Speed [km/h]	62.2	66.4	65.4	63.0	63.3	62.5							
Avg. Dist. to Rail [m]	5.8	0.9	0.5	0.4	1.3	3.1							
Avg. Stride Freq. [Hz]	2.2	2.4	2.4	2.3	2.3	2.3							
Avg. Stride Length [m]	5.1	7.5	7.6	7.5	7.5	7.4							





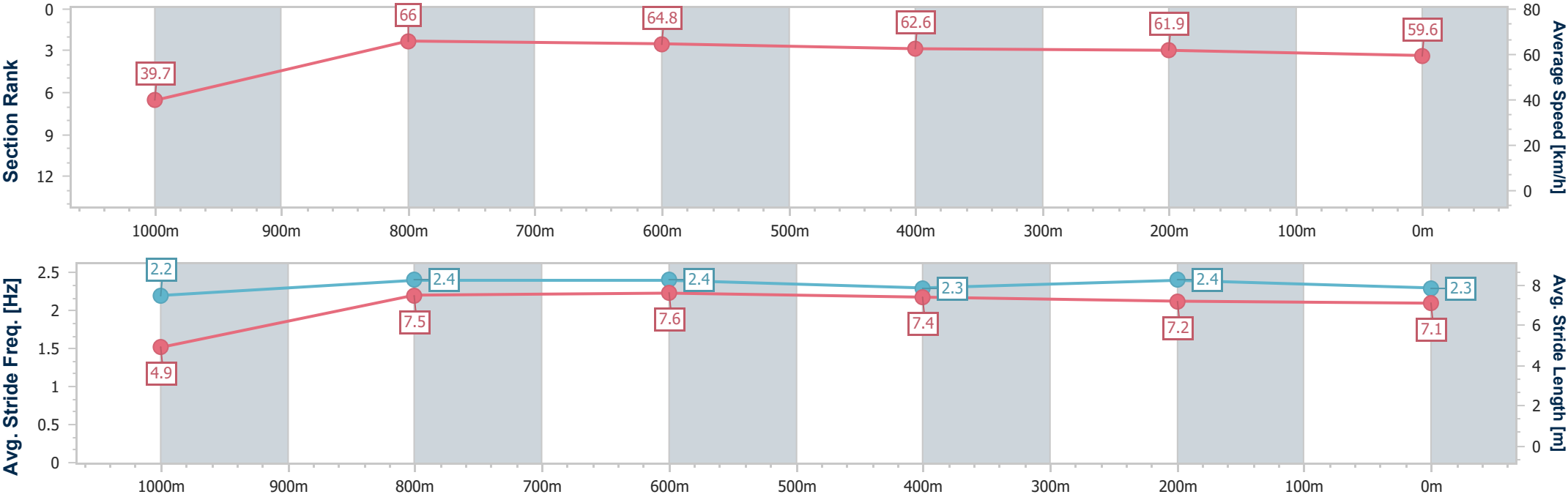
Horse/Jockey Name	Super Johnny Joya
Final Rank	9
Fastest Section Time (Section)	0:09.14 (Overall)
Top Speed [km/h] (Section)	67.1 (800m)
Race State	Finished



IpswichProfessional
Race 3: GORDON'S GIN QTIS Three-Year-Old Maiden Handicap
- 1100m
31 October 2025 - 14:50
Track Rating: Soft 5, Weather: Fine, Rail Position: +8m Entire



Section	Overall	1000m	800m	600m	400m	200m							
Section Times	1:06.59 [9] (0:09.14)	0:57.45 [7] (0:10.93)	0:46.52 [7] (0:11.13)	0:35.39 [7] (0:11.58)	0:23.81 [7] (0:11.68)	0:12.13 [8] (0:12.13)							
Average Speed [km/h]	39.7	66.0	64.8	62.6	61.9	59.6							
Top Speed [km/h]	63.7	66.9	67.1	63.9	62.9	60.8							
Avg. Dist. to Rail [m]	7.3	1.7	0.5	1.0	2.4	1.5							
Avg. Stride Freq. [Hz]	2.2	2.4	2.4	2.3	2.4	2.3							
Avg. Stride Length [m]	4.9	7.5	7.6	7.4	7.2	7.1							



- [] Ranking at each section and finish
- .-.- No data available at this section
- NA No data available



Horse/Jockey Name	Picka Poppy
Final Rank	10
Fastest Section Time (Section)	0:09.22 (Overall)
Top Speed [km/h] (Section)	66.5 (1000m)
Race State	Finished



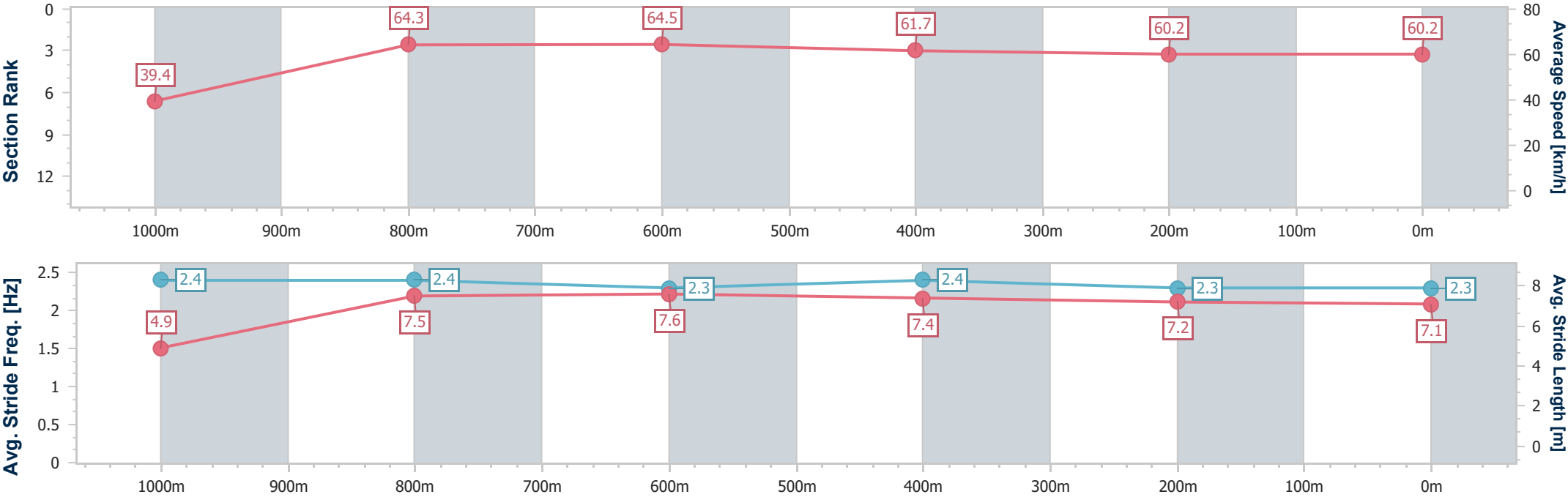
IpswichProfessional
Race 3: GORDON'S GIN QTIS Three-Year-Old Maiden Handicap
- 1100m



31 October 2025 - 14:50

Track Rating: Soft 5, Weather: Fine, Rail Position: +8m Entire

Section	Overall	1000m	800m	600m	400m	200m							
Section Times	1:07.20 [10] (0:09.22)	0:57.98 [8] (0:11.22)	0:46.76 [9] (0:11.18)	0:35.58 [9] (0:11.71)	0:23.87 [9] (0:11.91)	0:11.96 [9] (0:11.96)							
Average Speed [km/h]	39.4	64.3	64.5	61.7	60.2	60.2							
Top Speed [km/h]	60.5	66.5	66.1	63.5	60.9	61.2							
Avg. Dist. to Rail [m]	8.9	2.8	0.5	0.5	0.7	0.2							
Avg. Stride Freq. [Hz]	2.4	2.4	2.3	2.4	2.3	2.3							
Avg. Stride Length [m]	4.9	7.5	7.6	7.4	7.2	7.1							





Horse/Jockey Name	Mishani Infinity
Final Rank	-
Fastest Section Time (Section)	-:--:--
Top Speed [km/h] (Section)	--.-
Race State	DidNotTrack



IpswichProfessional
Race 3: GORDON'S GIN QTIS Three-Year-Old Maiden Handicap
- 1100m
31 October 2025 - 14:50
Track Rating: Soft 5, Weather: Fine, Rail Position: +8m Entire



Section	Overall	1000m	800m	600m	400m	200m							
Section Times	-:--:--	-:--:--	-:--:--	-:--:--	-:--:--	-:--:--							
Average Speed [km/h]	--.-	--.-	--.-	--.-	--.-	--.-							
Top Speed [km/h]	--.-	--.-	--.-	--.-	--.-	--.-							
Avg. Dist. to Rail [m]	.-	.-	.-	.-	.-	.-							
Avg. Stride Freq. [Hz]	--.-	--.-	--.-	--.-	--.-	--.-							
Avg. Stride Length [m]	--.-	--.-	--.-	--.-	--.-	--.-							

- [] Ranking at each section and finish
- :--:-- No data available at this section
- NA No data available



IpswichProfessional
Race 4: BARRIER REEF POOLS QTIS Three-Year-Old Maiden Handicap -
1100m

31 October 2025 - 15:27



Track Rating: Soft 5, Weather: Fine, Rail Position: +8m Entire

Section		Overall				1000m	800m	600m	400m	200m	Last 600m		
Field Times		1:04.56 (0:08.35)				0:56.21 (0:10.78)	0:45.43 (0:10.95)	0:34.48 (0:11.34)	0:23.14 (0:11.40)	0:11.74 (0:11.74)	0:34.48		
Rank	TAB	Horse/Jockey	Barrier	Top Speed [km/h]	Fastest Section						Margin	Distance Travelled [m]	
1	2	FIRE BOMBER	5	67.8	0:08.54	1:04.56 [1]	0:56.02 [3]	0:45.21 [3]	0:34.35 [2]	0:23.02 [2]	0:11.73 [2]	1:04.56	0:34.35
		Kyle Wilson-Taylor		1000m	Overall	(0:08.54)	(0:10.81)	(0:10.86)	(0:11.33)	(0:11.29)	(0:11.73)		
2	11	OUR GIRL SCARLETT	4	67.6	0:08.35	1:04.57 [2]	0:56.22 [1]	0:45.39 [2]	0:34.23 [3]	0:22.94 [3]	0:11.72 [3]	0.07L	0:34.23 -1
		Cejay Graham		1000m	Overall	(0:08.35)	(0:10.83)	(0:11.16)	(0:11.29)	(0:11.22)	(0:11.72)		
3	4	CARDONETTE	2	68.0	0:08.64	1:04.75 [3]	0:56.11 [5]	0:45.31 [5]	0:34.25 [5]	0:23.01 [6]	0:11.77 [4]	1.11L	0:34.25 +1
		Ben Thompson		800m	Overall	(0:08.64)	(0:10.80)	(0:11.06)	(0:11.24)	(0:11.24)	(0:11.77)		
4	12	HEART 'N' POWER	10	68.3	0:09.11	1:04.97 [4]	0:55.86 [9]	0:45.11 [8]	0:34.22 [9]	0:23.04 [7]	0:11.73 [7]	2.4L	0:34.22 +0
		Jackson Murphy		1000m	Overall	(0:09.11)	(0:10.75)	(0:10.89)	(0:11.18)	(0:11.31)	(0:11.73)		
5	9	ELUSIVE DOMINA	8	69.2	0:08.85	1:05.04 [5]	0:56.19 [7]	0:45.20 [7]	0:34.48 [6]	0:23.32 [5]	0:11.95 [5]	2.84L	0:34.48 +7
		Tiffani Brooker		800m	Overall	(0:08.85)	(0:10.99)	(0:10.72)	(0:11.16)	(0:11.37)	(0:11.95)		
6	5	YOU ME AND DUPRE	9	69.3	0:08.42	1:05.23 [6]	0:56.81 [2]	0:46.10 [1]	0:35.15 [1]	0:23.81 [1]	0:12.41 [1]	3.96L	0:35.15 +2
		Martin Harley		1000m	Overall	(0:08.42)	(0:10.71)	(0:10.95)	(0:11.34)	(0:11.40)	(0:12.41)		
7	8	LEBANESE	3	67.7	0:08.65	1:05.39 [7]	0:56.74 [6]	0:45.85 [6]	0:34.77 [7]	0:23.37 [8]	0:11.81 [8]	4.87L	0:34.77 +5
		Emily Lang		1000m	Overall	(0:08.65)	(0:10.89)	(0:11.08)	(0:11.40)	(0:11.56)	(0:11.81)		
8	13	BLUEY'S CHOICE	7	68.5	0:08.59	1:05.45 [8]	0:56.86 [4]	0:46.04 [4]	0:35.04 [4]	0:23.73 [4]	0:12.25 [6]	5.23L	0:35.04 +7
		Angela Jones		1000m	Overall	(0:08.59)	(0:10.82)	(0:11.00)	(0:11.31)	(0:11.48)	(0:12.25)		
9	6	MILDURA LAD	6	68.6	0:08.92	1:06.65 [9]	0:57.73 [8]	0:46.77 [9]	0:35.94 [8]	0:24.47 [9]	0:12.84 [9]	12.32L	0:35.94 +4
		Chelsea Baker		1000m	Overall	(0:08.92)	(0:10.96)	(0:10.83)	(0:11.47)	(0:11.63)	(0:12.84)		
10	3	LET'S GET BUSY	1	64.5	0:09.27	1:09.13 [10]	0:59.86 [10]	0:48.35 [10]	0:36.95 [10]	0:25.31 [10]	0:12.88 [10]	26.88L	0:36.95 +0
		Paul Hamblin		800m	Overall	(0:09.27)	(0:11.51)	(0:11.40)	(0:11.64)	(0:12.43)	(0:12.88)		

Scratched: Celtic Brave (#1), Fyansford Flyer (#7), Zellweger (#10)



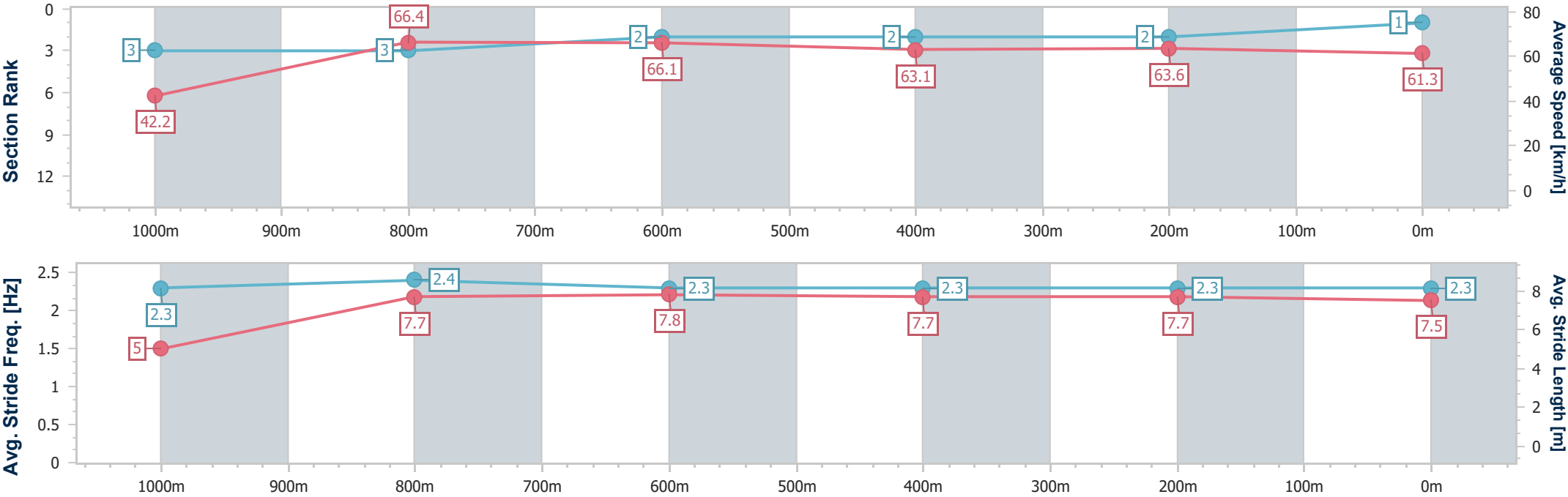
Horse/Jockey Name	Fire Bomber
Final Rank	1
Fastest Section Time (Section)	0:08.54 (Overall)
Top Speed [km/h] (Section)	67.8 (1000m)
Race State	Finished



IpswichProfessional
Race 4: BARRIER REEF POOLS QTIS Three-Year-Old Maiden
Handicap - 1100m
31 October 2025 - 15:27
Track Rating: Soft 5, Weather: Fine, Rail Position: +8m Entire



Section	Overall	1000m	800m	600m	400m	200m							
Section Times	1:04.56 [1] (0:08.54)	0:56.02 [3] (0:10.81)	0:45.21 [3] (0:10.86)	0:34.35 [2] (0:11.33)	0:23.02 [2] (0:11.29)	0:11.73 [2] (0:11.73)							
Average Speed [km/h]	42.2	66.4	66.1	63.1	63.6	61.3							
Top Speed [km/h]	65.1	67.8	67.4	63.8	64.1	63.2							
Avg. Dist. to Rail [m]	3.3	0.6	1.4	1.2	0.7	0.4							
Avg. Stride Freq. [Hz]	2.3	2.4	2.3	2.3	2.3	2.3							
Avg. Stride Length [m]	5.0	7.7	7.8	7.7	7.7	7.5							





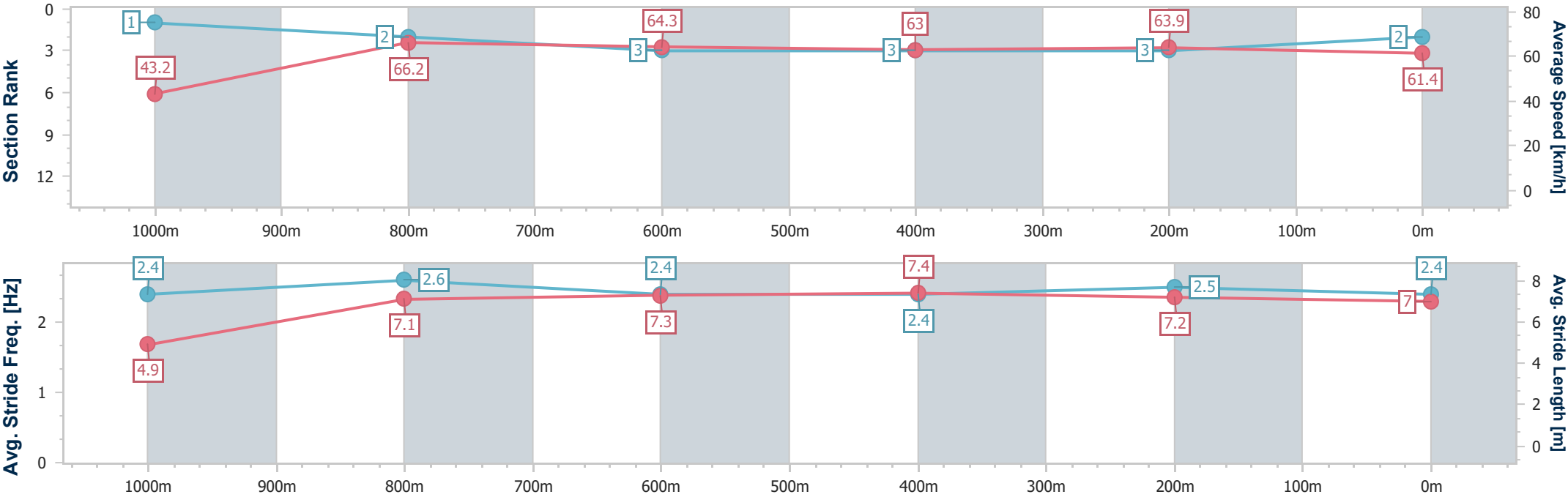
Horse/Jockey Name	Our Girl Scarlett
Final Rank	2
Fastest Section Time (Section)	0:08.35 (Overall)
Top Speed [km/h] (Section)	67.6 (1000m)
Race State	Finished



IpswichProfessional
Race 4: BARRIER REEF POOLS QTIS Three-Year-Old Maiden
Handicap - 1100m
31 October 2025 - 15:27
Track Rating: Soft 5, Weather: Fine, Rail Position: +8m Entire



Section	Overall	1000m	800m	600m	400m	200m							
Section Times	1:04.57 [2] (0:08.35)	0:56.22 [1] (0:10.83)	0:45.39 [2] (0:11.16)	0:34.23 [3] (0:11.29)	0:22.94 [3] (0:11.22)	0:11.72 [3] (0:11.72)							
Average Speed [km/h]	43.2	66.2	64.3	63.0	63.9	61.4							
Top Speed [km/h]	64.7	67.6	66.2	64.1	64.1	63.3							
Avg. Dist. to Rail [m]	2.2	1.1	1.5	1.8	1.9	1.8							
Avg. Stride Freq. [Hz]	2.4	2.6	2.4	2.4	2.5	2.4							
Avg. Stride Length [m]	4.9	7.1	7.3	7.4	7.2	7.0							





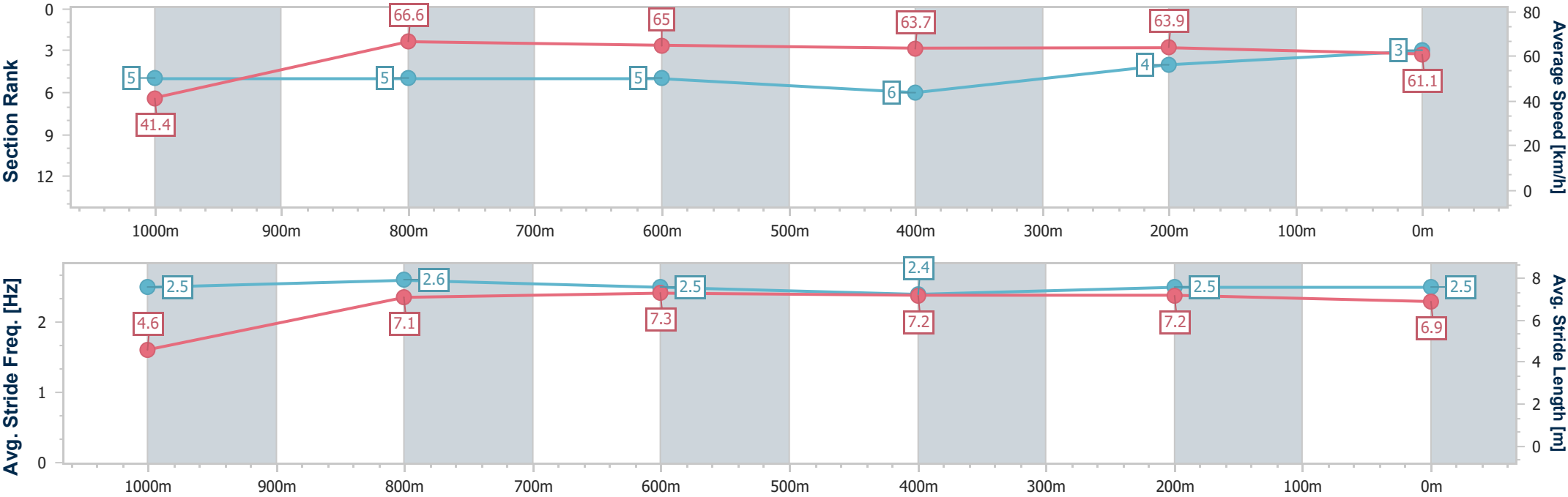
Horse/Jockey Name	Cardonette
Final Rank	3
Fastest Section Time (Section)	0:08.64 (Overall)
Top Speed [km/h] (Section)	68.0 (800m)
Race State	Finished



IpswichProfessional
Race 4: BARRIER REEF POOLS QTIS Three-Year-Old Maiden
Handicap - 1100m
31 October 2025 - 15:27
Track Rating: Soft 5, Weather: Fine, Rail Position: +8m Entire



Section	Overall	1000m	800m	600m	400m	200m							
Section Times	1:04.75 [3] (0:08.64)	0:56.11 [5] (0:10.80)	0:45.31 [5] (0:11.06)	0:34.25 [5] (0:11.24)	0:23.01 [6] (0:11.24)	0:11.77 [4] (0:11.77)							
Average Speed [km/h]	41.4	66.6	65.0	63.7	63.9	61.1							
Top Speed [km/h]	64.7	68.0	68.0	64.5	64.3	63.9							
Avg. Dist. to Rail [m]	1.2	0.4	1.1	0.8	0.7	1.5							
Avg. Stride Freq. [Hz]	2.5	2.6	2.5	2.4	2.5	2.5							
Avg. Stride Length [m]	4.6	7.1	7.3	7.2	7.2	6.9							





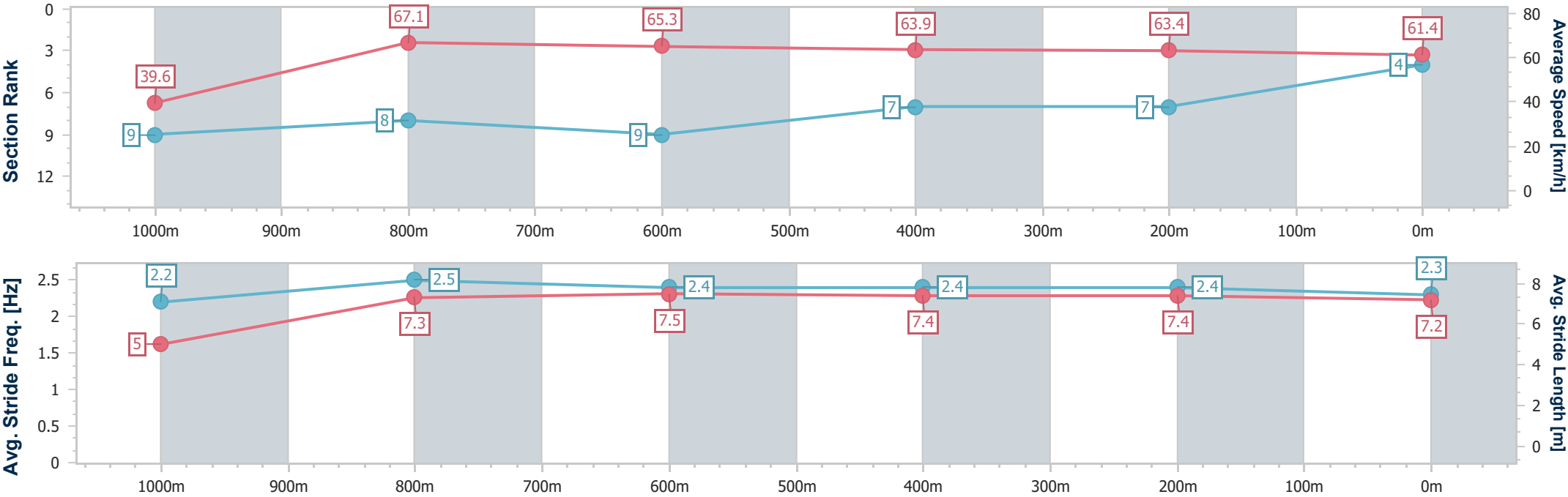
Horse/Jockey Name	Heart 'N' Power
Final Rank	4
Fastest Section Time (Section)	0:09.11 (Overall)
Top Speed [km/h] (Section)	68.3 (1000m)
Race State	Finished



IpswichProfessional
Race 4: BARRIER REEF POOLS QTIS Three-Year-Old Maiden
Handicap - 1100m
31 October 2025 - 15:27
Track Rating: Soft 5, Weather: Fine, Rail Position: +8m Entire



Section	Overall	1000m	800m	600m	400m	200m							
Section Times	1:04.97 [4] (0:09.11)	0:55.86 [9] (0:10.75)	0:45.11 [8] (0:10.89)	0:34.22 [9] (0:11.18)	0:23.04 [7] (0:11.31)	0:11.73 [7] (0:11.73)							
Average Speed [km/h]	39.6	67.1	65.3	63.9	63.4	61.4							
Top Speed [km/h]	63.7	68.3	67.8	64.7	64.5	63.4							
Avg. Dist. to Rail [m]	8.2	1.0	2.3	2.0	1.4	2.2							
Avg. Stride Freq. [Hz]	2.2	2.5	2.4	2.4	2.4	2.3							
Avg. Stride Length [m]	5.0	7.3	7.5	7.4	7.4	7.2							





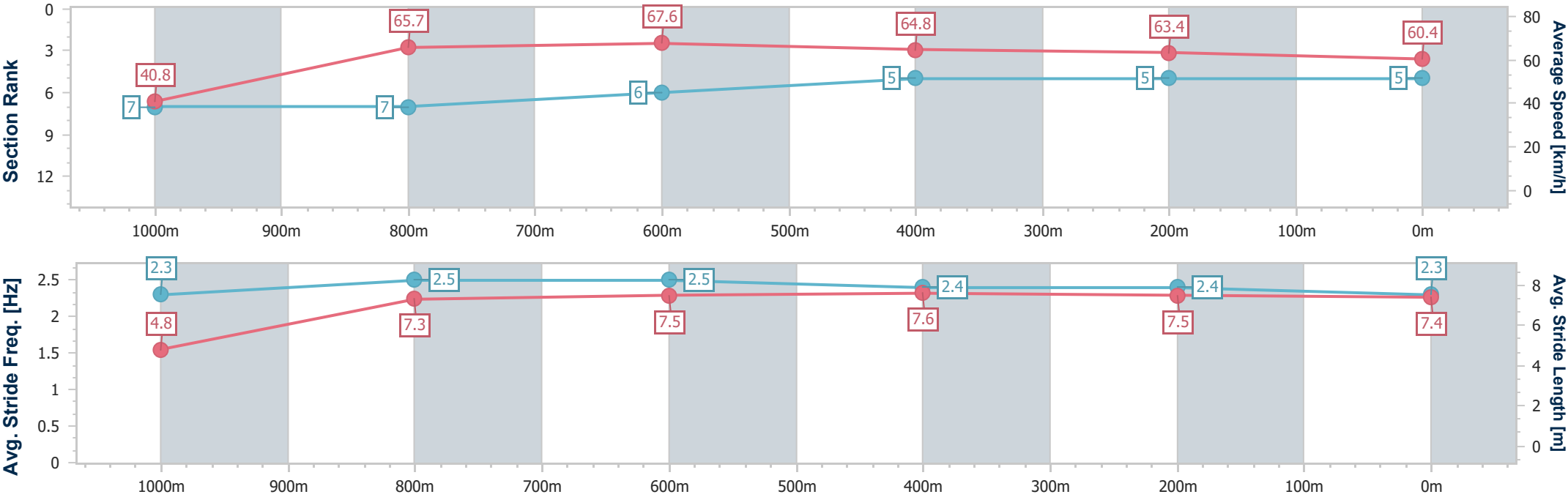
Horse/Jockey Name	Elusive Domina
Final Rank	5
Fastest Section Time (Section)	0:08.85 (Overall)
Top Speed [km/h] (Section)	69.2 (800m)
Race State	Finished



IpswichProfessional
Race 4: BARRIER REEF POOLS QTIS Three-Year-Old Maiden
Handicap - 1100m
31 October 2025 - 15:27
Track Rating: Soft 5, Weather: Fine, Rail Position: +8m Entire



Section	Overall	1000m	800m	600m	400m	200m							
Section Times	1:05.04 [5] (0:08.85)	0:56.19 [7] (0:10.99)	0:45.20 [7] (0:10.72)	0:34.48 [6] (0:11.16)	0:23.32 [5] (0:11.37)	0:11.95 [5] (0:11.95)							
Average Speed [km/h]	40.8	65.7	67.6	64.8	63.4	60.4							
Top Speed [km/h]	62.9	68.7	69.2	65.7	64.9	62.3							
Avg. Dist. to Rail [m]	7.2	2.1	1.2	0.7	1.3	3.6							
Avg. Stride Freq. [Hz]	2.3	2.5	2.5	2.4	2.4	2.3							
Avg. Stride Length [m]	4.8	7.3	7.5	7.6	7.5	7.4							





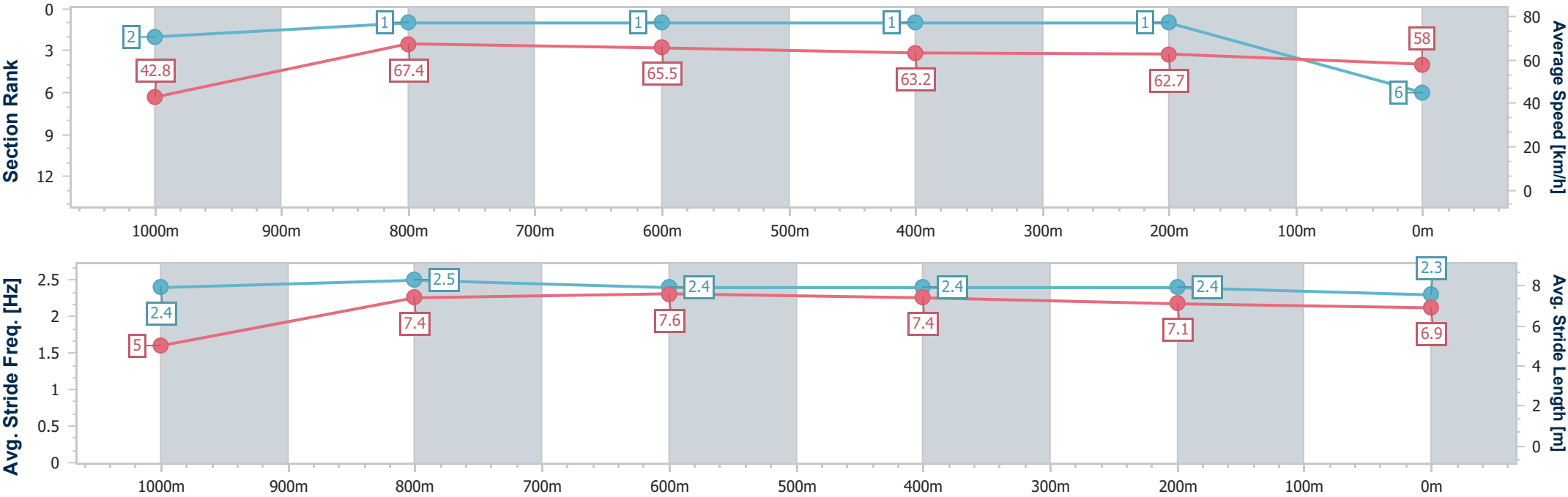
Horse/Jockey Name	Youmeanddupre
Final Rank	6
Fastest Section Time (Section)	0:08.42 (Overall)
Top Speed [km/h] (Section)	69.3 (1000m)
Race State	Finished



IpswichProfessional
Race 4: BARRIER REEF POOLS QTIS Three-Year-Old Maiden
Handicap - 1100m
31 October 2025 - 15:27
Track Rating: Soft 5, Weather: Fine, Rail Position: +8m Entire



Section	Overall	1000m	800m	600m	400m	200m							
Section Times	1:05.23 [6] (0:08.42)	0:56.81 [2] (0:10.71)	0:46.10 [1] (0:10.95)	0:35.15 [1] (0:11.34)	0:23.81 [1] (0:11.40)	0:12.41 [1] (0:12.41)							
Average Speed [km/h]	42.8	67.4	65.5	63.2	62.7	58.0							
Top Speed [km/h]	65.5	69.3	68.2	64.2	63.9	61.9							
Avg. Dist. to Rail [m]	8.0	1.9	0.8	1.4	1.3	0.4							
Avg. Stride Freq. [Hz]	2.4	2.5	2.4	2.4	2.4	2.3							
Avg. Stride Length [m]	5.0	7.4	7.6	7.4	7.1	6.9							





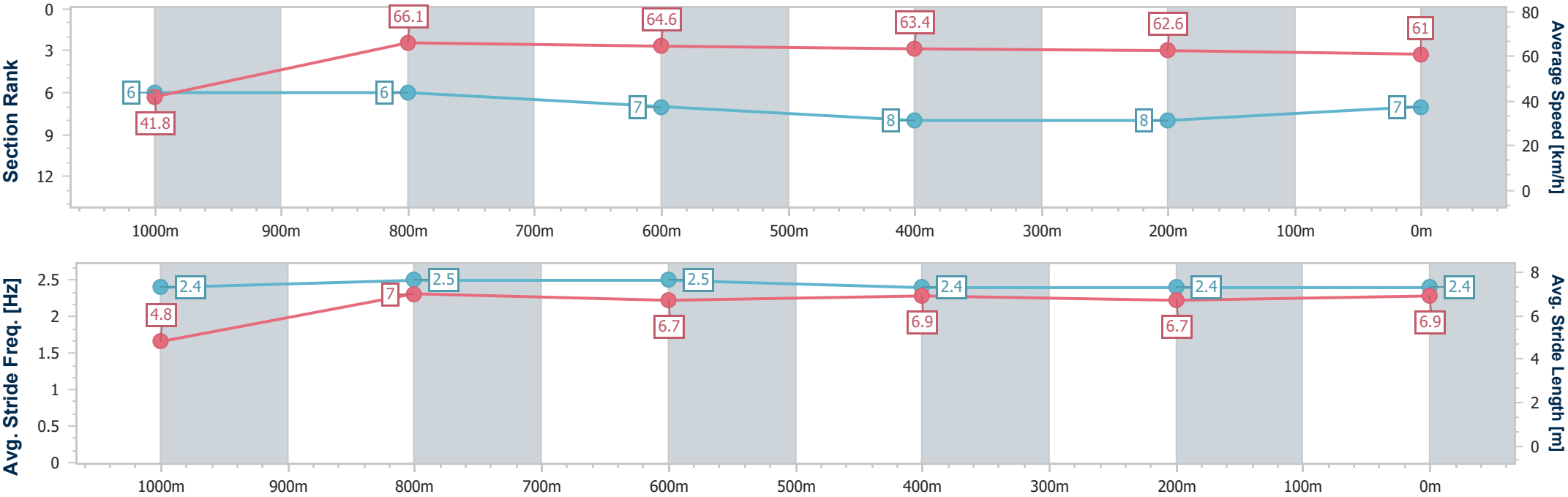
Horse/Jockey Name	Lebanese
Final Rank	7
Fastest Section Time (Section)	0:08.65 (Overall)
Top Speed [km/h] (Section)	67.7 (1000m)
Race State	Finished



IpswichProfessional
Race 4: BARRIER REEF POOLS QTIS Three-Year-Old Maiden
Handicap - 1100m
31 October 2025 - 15:27
Track Rating: Soft 5, Weather: Fine, Rail Position: +8m Entire



Section	Overall	1000m	800m	600m	400m	200m							
Section Times	1:05.39 [7] (0:08.65)	0:56.74 [6] (0:10.89)	0:45.85 [6] (0:11.08)	0:34.77 [7] (0:11.40)	0:23.37 [8] (0:11.56)	0:11.81 [8] (0:11.81)							
Average Speed [km/h]	41.8	66.1	64.6	63.4	62.6	61.0							
Top Speed [km/h]	62.4	67.7	66.5	63.7	63.4	62.1							
Avg. Dist. to Rail [m]	1.4	0.3	0.7	0.4	2.5	6.7							
Avg. Stride Freq. [Hz]	2.4	2.5	2.5	2.4	2.4	2.4							
Avg. Stride Length [m]	4.8	7.0	6.7	6.9	6.7	6.9							





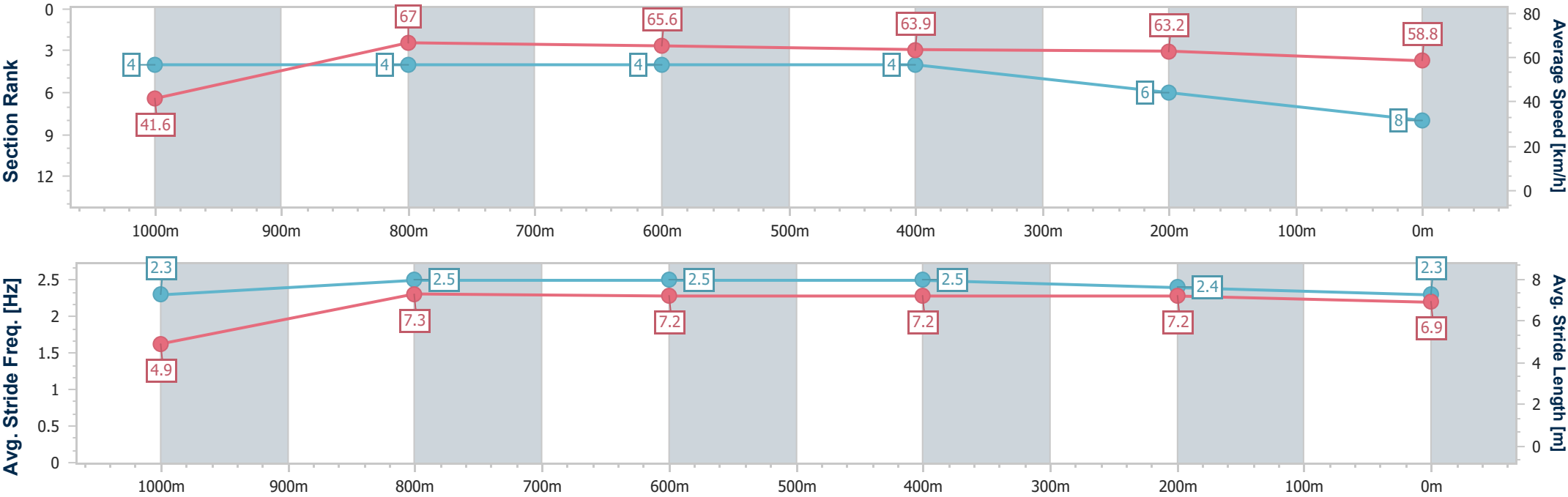
Horse/Jockey Name	Bluey's Choice
Final Rank	8
Fastest Section Time (Section)	0:08.59 (Overall)
Top Speed [km/h] (Section)	68.5 (1000m)
Race State	Finished



IpswichProfessional
Race 4: BARRIER REEF POOLS QTIS Three-Year-Old Maiden
Handicap - 1100m
31 October 2025 - 15:27
Track Rating: Soft 5, Weather: Fine, Rail Position: +8m Entire



Section	Overall	1000m	800m	600m	400m	200m							
Section Times	1:05.45 [8] (0:08.59)	0:56.86 [4] (0:10.82)	0:46.04 [4] (0:11.00)	0:35.04 [4] (0:11.31)	0:23.73 [4] (0:11.48)	0:12.25 [6] (0:12.25)							
Average Speed [km/h]	41.6	67.0	65.6	63.9	63.2	58.8							
Top Speed [km/h]	64.4	68.5	66.8	65.6	65.0	60.8							
Avg. Dist. to Rail [m]	6.3	1.8	0.8	1.0	2.3	4.2							
Avg. Stride Freq. [Hz]	2.3	2.5	2.5	2.5	2.4	2.3							
Avg. Stride Length [m]	4.9	7.3	7.2	7.2	7.2	6.9							





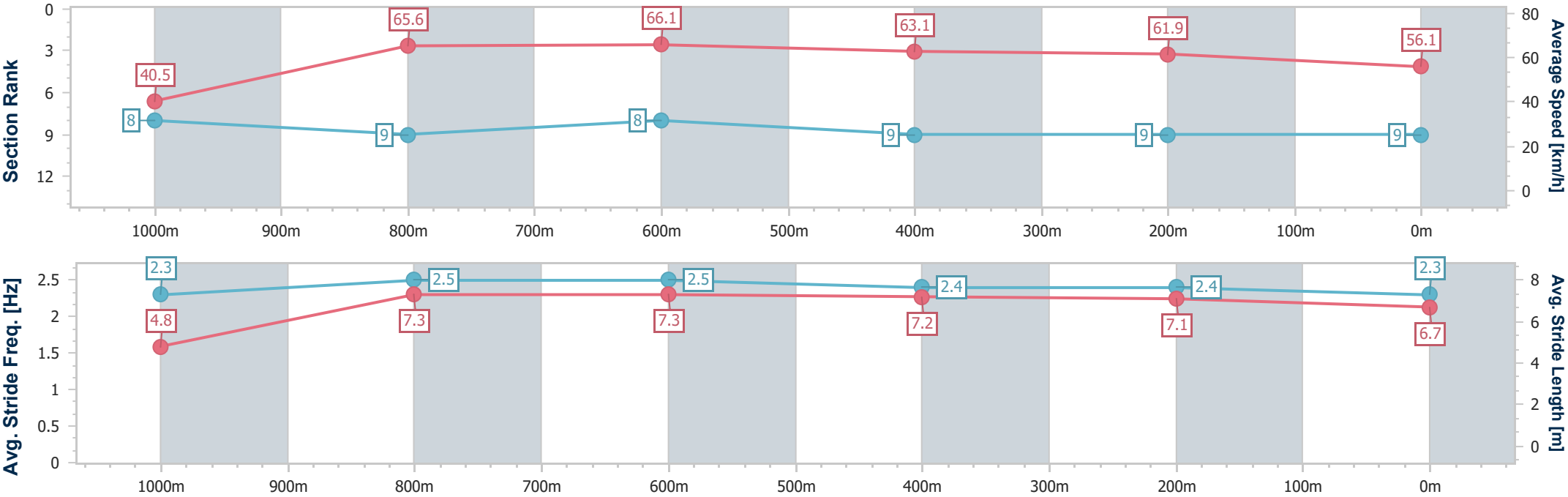
Horse/Jockey Name	Mildura Lad
Final Rank	9
Fastest Section Time (Section)	0:08.92 (Overall)
Top Speed [km/h] (Section)	68.6 (1000m)
Race State	Finished



IpswichProfessional
Race 4: BARRIER REEF POOLS QTIS Three-Year-Old Maiden
Handicap - 1100m
31 October 2025 - 15:27
Track Rating: Soft 5, Weather: Fine, Rail Position: +8m Entire



Section	Overall	1000m	800m	600m	400m	200m							
Section Times	1:06.65 [9] (0:08.92)	0:57.73 [8] (0:10.96)	0:46.77 [9] (0:10.83)	0:35.94 [8] (0:11.47)	0:24.47 [9] (0:11.63)	0:12.84 [9] (0:12.84)							
Average Speed [km/h]	40.5	65.6	66.1	63.1	61.9	56.1							
Top Speed [km/h]	63.5	68.6	68.6	63.7	64.0	59.3							
Avg. Dist. to Rail [m]	5.2	0.8	0.8	0.5	2.4	9.0							
Avg. Stride Freq. [Hz]	2.3	2.5	2.5	2.4	2.4	2.3							
Avg. Stride Length [m]	4.8	7.3	7.3	7.2	7.1	6.7							





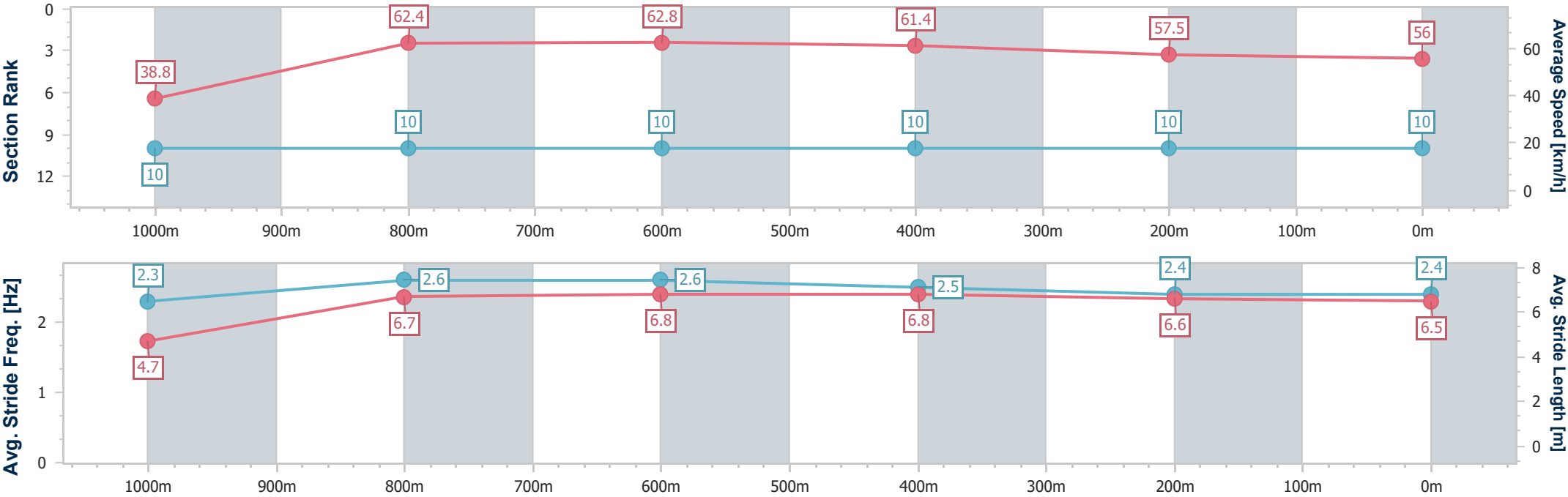
Horse/Jockey Name	Let's Get Busy
Final Rank	10
Fastest Section Time (Section)	0:09.27 (Overall)
Top Speed [km/h] (Section)	64.5 (800m)
Race State	Finished



IpswichProfessional
Race 4: BARRIER REEF POOLS QTIS Three-Year-Old Maiden
Handicap - 1100m
31 October 2025 - 15:27
Track Rating: Soft 5, Weather: Fine, Rail Position: +8m Entire



Section	Overall	1000m	800m	600m	400m	200m							
Section Times	1:09.13 [10] (0:09.27)	0:59.86 [10] (0:11.51)	0:48.35 [10] (0:11.40)	0:36.95 [10] (0:11.64)	0:25.31 [10] (0:12.43)	0:12.88 [10] (0:12.88)							
Average Speed [km/h]	38.8	62.4	62.8	61.4	57.5	56.0							
Top Speed [km/h]	60.6	63.3	64.5	62.6	59.6	57.3							
Avg. Dist. to Rail [m]	0.9	0.5	1.6	1.7	1.1	0.2							
Avg. Stride Freq. [Hz]	2.3	2.6	2.6	2.5	2.4	2.4							
Avg. Stride Length [m]	4.7	6.7	6.8	6.8	6.6	6.5							





IpswichProfessional

Race 5: THE DON MOORE MEMORIAL Maiden Plate - 1100m

31 October 2025 - 16:07



Track Rating: Soft 5, Weather: Fine, Rail Position: +8m Entire

Section		Field Times				Overall	1000m	800m	600m	400m	200m	Last 600m		
						1:03.85 (0:08.22)	0:55.63 (0:10.47)	0:45.16 (0:10.92)	0:34.24 (0:11.26)	0:22.98 (0:11.42)	0:11.56 (0:11.56)	0:34.24		
Rank	TAB	Horse/Jockey	Barrier	Top Speed [km/h]	Fastest Section								Margin	Distance Travelled [m]
1	10	EXCELOQUENT	6	68.6	0:08.27	1:03.85 [1]	0:55.58 [2]	0:44.90 [2]	0:34.13 [2]	0:22.98 [1]	0:11.56 [1]	1:03.85	0:34.13	
		Angela Jones		800m	Overall	(0:08.27)	(0:10.68)	(0:10.77)	(0:11.15)	(0:11.42)	(0:11.56)			
2	7	CELTIC BRAVE	4	67.0	0:08.49	1:04.29 [2]	0:55.80 [4]	0:44.77 [4]	0:33.89 [4]	0:22.75 [4]	0:11.38 [3]	2.61L	0:33.89	+0
		Andrew Mallyon		800m	Overall	(0:08.49)	(0:11.03)	(0:10.88)	(0:11.14)	(0:11.37)	(0:11.38)			
3	5	BETTA BEING SINGLE	10	69.6	0:08.22	1:04.87 [3]	0:56.65 [1]	0:46.18 [1]	0:35.26 [1]	0:23.95 [2]	0:12.38 [2]	6L	0:35.26	+0
		Courtney Bellamy		1000m	Overall	(0:08.22)	(0:10.47)	(0:10.92)	(0:11.31)	(0:11.57)	(0:12.38)			
4	13	HELLARIOUS	3	67.5	0:08.57	1:04.98 [4]	0:56.41 [5]	0:45.04 [7]	0:34.03 [7]	0:22.96 [7]	0:11.65 [5]	6.69L	0:34.03	+12
		Jace McMurray		800m	Overall	(0:08.57)	(0:11.37)	(0:11.01)	(0:11.07)	(0:11.31)	(0:11.65)			
5	6	ABLESHEEBA	8	66.0	0:09.17	1:05.09 [5]	0:55.92 [10]	0:44.79 [10]	0:33.77 [10]	0:22.76 [9]	0:11.70 [7]	7.33L	0:33.77	-10
		Jake Bayliss		1000m	Overall	(0:09.17)	(0:11.13)	(0:11.02)	(0:11.01)	(0:11.06)	(0:11.70)			
6	4	ROSA KISS	7	66.4	0:08.89	1:05.12 [6]	0:56.23 [9]	0:45.15 [8]	0:34.04 [8]	0:23.08 [8]	0:11.78 [6]	7.48L	0:34.04	+7
		Adin Thompson		600m	Overall	(0:08.89)	(0:11.08)	(0:11.11)	(0:10.96)	(0:11.30)	(0:11.78)			
7	14	HASANA	9	66.8	0:08.31	1:05.14 [7]	0:56.83 [3]	0:45.85 [3]	0:34.81 [3]	0:23.62 [3]	0:11.91 [4]	7.62L	0:34.81	+4
		Mark Du Plessis		1000m	Overall	(0:08.31)	(0:10.98)	(0:11.04)	(0:11.19)	(0:11.71)	(0:11.91)			
8	15	MEDIA BRIEF	2	66.6	0:08.66	1:05.66 [8]	0:57.00 [7]	0:45.93 [5]	0:35.04 [5]	0:23.78 [5]	0:12.19 [8]	10.64L	0:35.04	+3
		Georgina Cartwright		800m	Overall	(0:08.66)	(0:11.07)	(0:10.89)	(0:11.26)	(0:11.59)	(0:12.19)			
9	2	GUNNIE GUNFIGHTER	1	66.5	0:08.63	1:06.05 [9]	0:57.42 [6]	0:46.23 [6]	0:35.19 [6]	0:24.16 [6]	0:12.44 [9]	12.94L	0:35.19	-2
		Tiffani Brooker		1000m	Overall	(0:08.63)	(0:11.19)	(0:11.04)	(0:11.03)	(0:11.72)	(0:12.44)			
10	9	ETOILE FAYRE	5	65.6	0:08.70	1:06.55 [10]	0:57.85 [8]	0:46.51 [9]	0:35.38 [9]	0:24.09 [10]	0:12.12 [10]	15.92L	0:35.38	+6
		Chris McIver		800m	Overall	(0:08.70)	(0:11.34)	(0:11.13)	(0:11.29)	(0:11.97)	(0:12.12)			

Scratched: Demes Girl (#17), Halfachance (#20), Galactic Star (#8), Tapagal (#19), Major Hot (#11), Zellweger (#12), Heart 'N' Power (#18), Boomtime Now (#1), Purposely (#16), Romantic Bubble (#3)



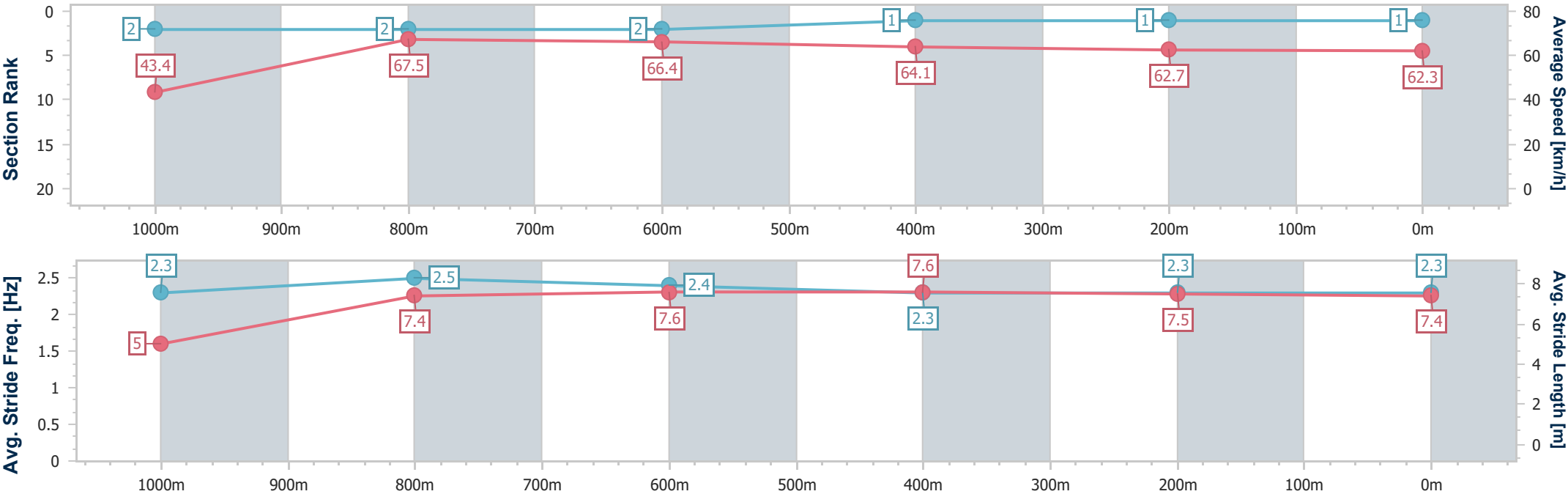
Horse/Jockey Name	Exceloquent
Final Rank	1
Fastest Section Time (Section)	0:08.27 (Overall)
Top Speed [km/h] (Section)	68.6 (800m)
Race State	Finished



IpswichProfessional
Race 5: THE DON MOORE MEMORIAL Maiden Plate - 1100m
31 October 2025 - 16:07
Track Rating: Soft 5, Weather: Fine, Rail Position: +8m Entire



Section	Overall	1000m	800m	600m	400m	200m							
Section Times	1:03.85 [1] (0:08.27)	0:55.58 [2] (0:10.68)	0:44.90 [2] (0:10.77)	0:34.13 [2] (0:11.15)	0:22.98 [1] (0:11.42)	0:11.56 [1] (0:11.56)							
Average Speed [km/h]	43.4	67.5	66.4	64.1	62.7	62.3							
Top Speed [km/h]	66.1	68.5	68.6	66.9	63.2	63.5							
Avg. Dist. to Rail [m]	4.7	0.7	1.3	1.6	2.3	1.4							
Avg. Stride Freq. [Hz]	2.3	2.5	2.4	2.3	2.3	2.3							
Avg. Stride Length [m]	5.0	7.4	7.6	7.6	7.5	7.4							



- [] Ranking at each section and finish
- .-.- No data available at this section
- NA No data available



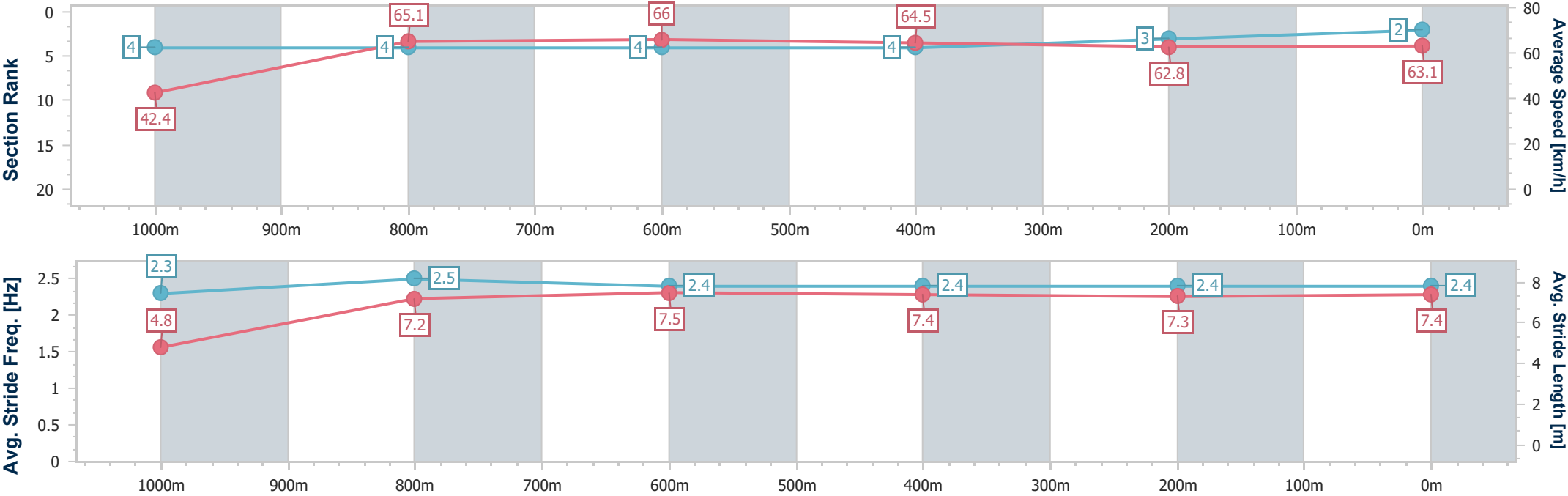
Horse/Jockey Name	Celtic Brave
Final Rank	2
Fastest Section Time (Section)	0:08.49 (Overall)
Top Speed [km/h] (Section)	67.0 (800m)
Race State	Finished



IpswichProfessional
Race 5: THE DON MOORE MEMORIAL Maiden Plate - 1100m
31 October 2025 - 16:07
Track Rating: Soft 5, Weather: Fine, Rail Position: +8m Entire



Section	Overall	1000m	800m	600m	400m	200m							
Section Times	1:04.29 [2] (0:08.49)	0:55.80 [4] (0:11.03)	0:44.77 [4] (0:10.88)	0:33.89 [4] (0:11.14)	0:22.75 [4] (0:11.37)	0:11.38 [3] (0:11.38)							
Average Speed [km/h]	42.4	65.1	66.0	64.5	62.8	63.1							
Top Speed [km/h]	62.8	66.3	67.0	65.6	64.3	64.3							
Avg. Dist. to Rail [m]	2.8	0.9	1.2	0.5	1.2	0.9							
Avg. Stride Freq. [Hz]	2.3	2.5	2.4	2.4	2.4	2.4							
Avg. Stride Length [m]	4.8	7.2	7.5	7.4	7.3	7.4							





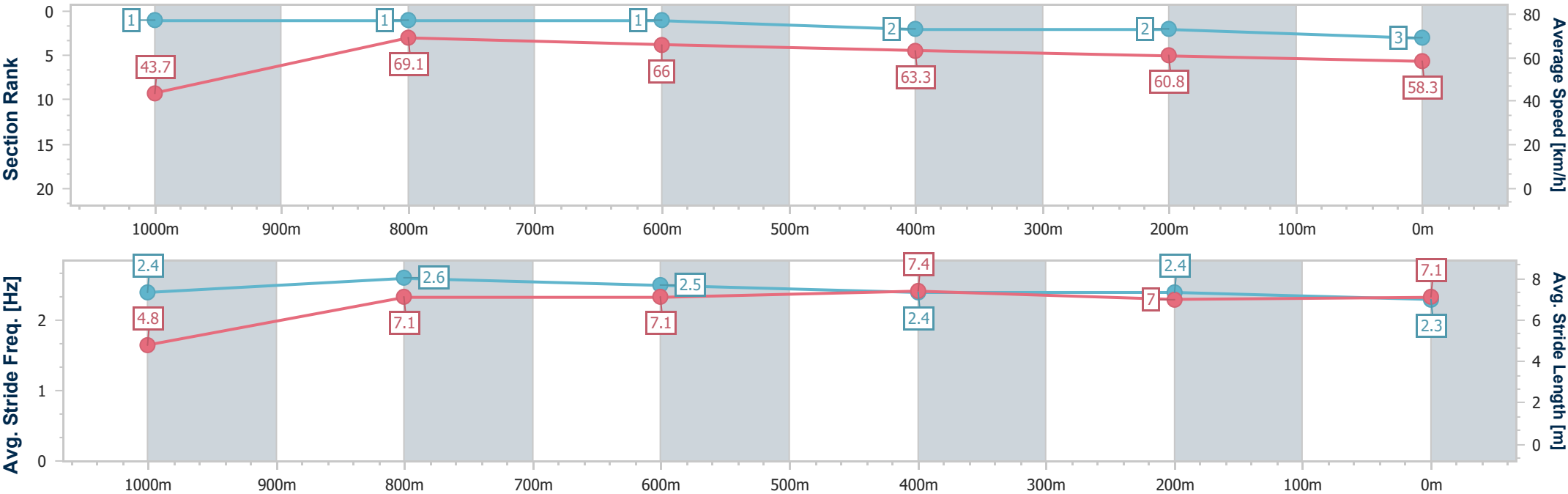
Horse/Jockey Name	Betta Being Single
Final Rank	3
Fastest Section Time (Section)	0:08.22 (Overall)
Top Speed [km/h] (Section)	69.6 (1000m)
Race State	Finished



IpswichProfessional
Race 5: THE DON MOORE MEMORIAL Maiden Plate - 1100m
31 October 2025 - 16:07
Track Rating: Soft 5, Weather: Fine, Rail Position: +8m Entire



Section	Overall	1000m	800m	600m	400m	200m							
Section Times	1:04.87 [3] (0:08.22)	0:56.65 [1] (0:10.47)	0:46.18 [1] (0:10.92)	0:35.26 [1] (0:11.31)	0:23.95 [2] (0:11.57)	0:12.38 [2] (0:12.38)							
Average Speed [km/h]	43.7	69.1	66.0	63.3	60.8	58.3							
Top Speed [km/h]	67.3	69.6	67.9	65.2	62.3	60.7							
Avg. Dist. to Rail [m]	7.7	0.7	0.9	1.4	5.7	3.8							
Avg. Stride Freq. [Hz]	2.4	2.6	2.5	2.4	2.4	2.3							
Avg. Stride Length [m]	4.8	7.1	7.1	7.4	7.0	7.1							





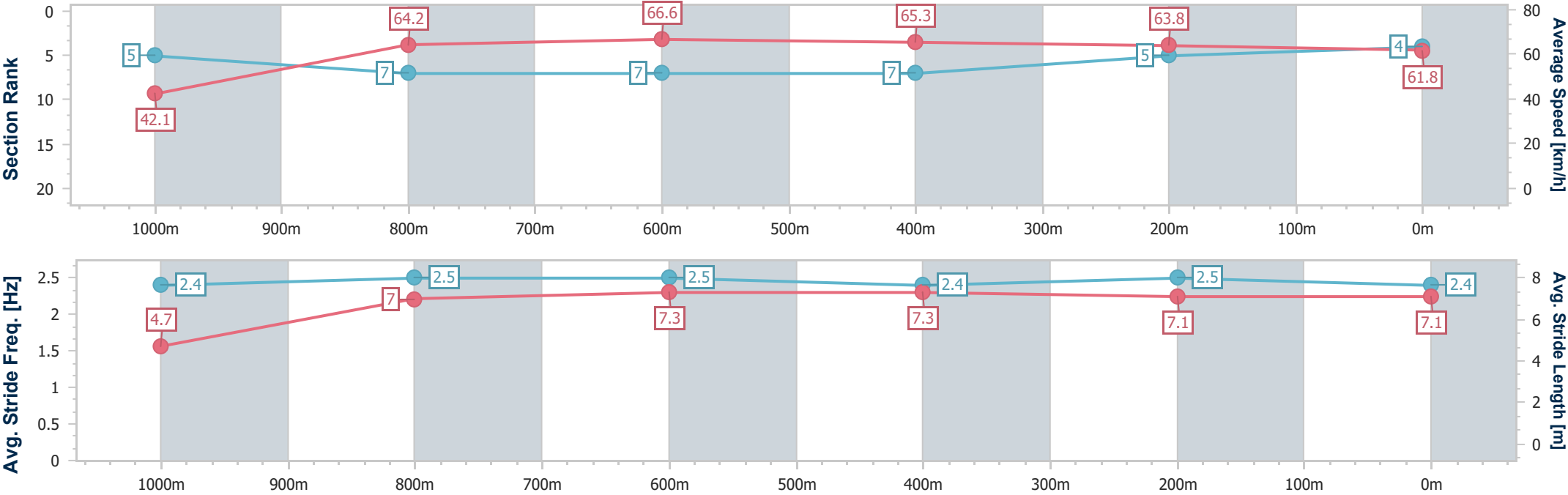
Horse/Jockey Name	Hellarious
Final Rank	4
Fastest Section Time (Section)	0:08.57 (Overall)
Top Speed [km/h] (Section)	67.5 (800m)
Race State	Finished



IpswichProfessional
Race 5: THE DON MOORE MEMORIAL Maiden Plate - 1100m
31 October 2025 - 16:07
Track Rating: Soft 5, Weather: Fine, Rail Position: +8m Entire



Section	Overall	1000m	800m	600m	400m	200m							
Section Times	1:04.98 [4] (0:08.57)	0:56.41 [5] (0:11.37)	0:45.04 [7] (0:11.01)	0:34.03 [7] (0:11.07)	0:22.96 [7] (0:11.31)	0:11.65 [5] (0:11.65)							
Average Speed [km/h]	42.1	64.2	66.6	65.3	63.8	61.8							
Top Speed [km/h]	61.7	66.0	67.5	65.7	65.5	64.9							
Avg. Dist. to Rail [m]	3.4	4.9	4.6	1.7	1.2	4.5							
Avg. Stride Freq. [Hz]	2.4	2.5	2.5	2.4	2.5	2.4							
Avg. Stride Length [m]	4.7	7.0	7.3	7.3	7.1	7.1							





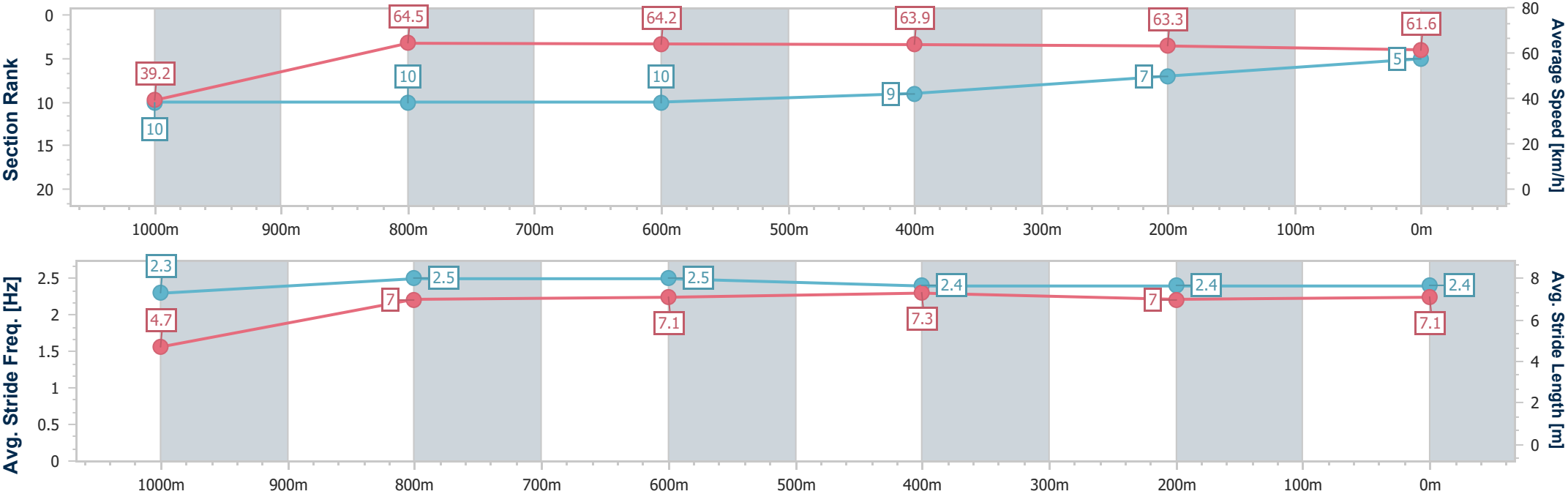
Horse/Jockey Name	Ablesheebea
Final Rank	5
Fastest Section Time (Section)	0:09.17 (Overall)
Top Speed [km/h] (Section)	66.0 (1000m)
Race State	Finished



IpswichProfessional
Race 5: THE DON MOORE MEMORIAL Maiden Plate - 1100m
31 October 2025 - 16:07
Track Rating: Soft 5, Weather: Fine, Rail Position: +8m Entire



Section	Overall	1000m	800m	600m	400m	200m								
Section Times	1:05.09 [5] (0:09.17)	0:55.92 [10] (0:11.13)	0:44.79 [10] (0:11.02)	0:33.77 [10] (0:11.01)	0:22.76 [9] (0:11.06)	0:11.70 [7] (0:11.70)								
Average Speed [km/h]	39.2	64.5	64.2	63.9	63.3	61.6								
Top Speed [km/h]	62.4	66.0	65.3	65.1	63.6	62.7								
Avg. Dist. to Rail [m]	3.8	1.3	4.4	5.6	6.8	4.9								
Avg. Stride Freq. [Hz]	2.3	2.5	2.5	2.4	2.4	2.4								
Avg. Stride Length [m]	4.7	7.0	7.1	7.3	7.0	7.1								





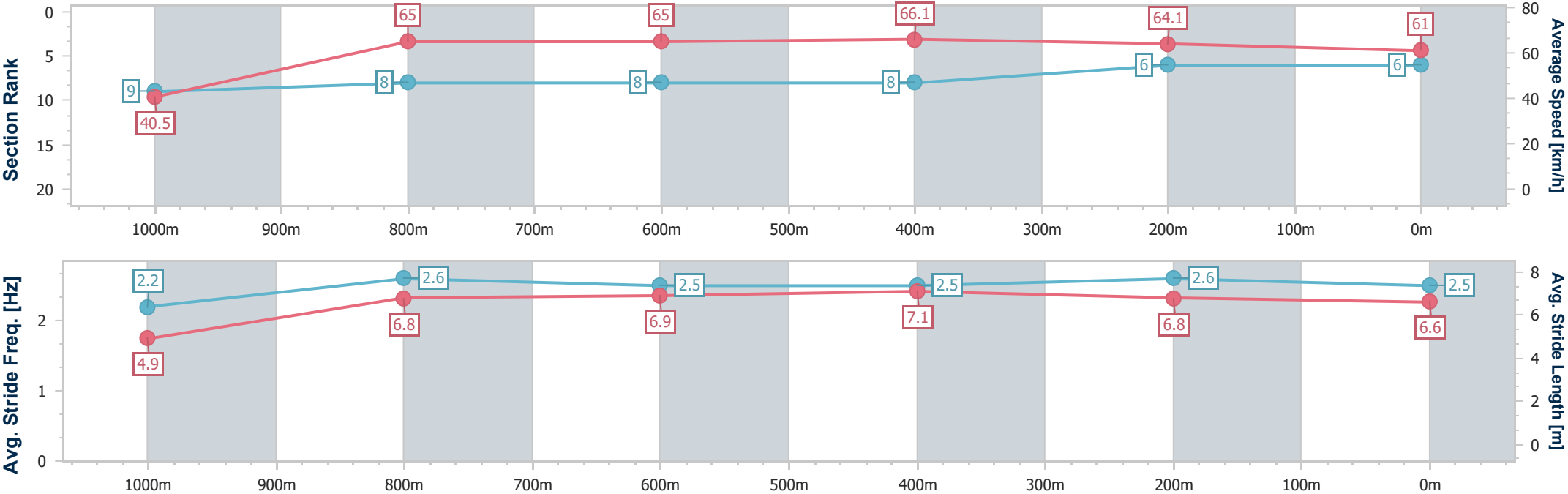
Horse/Jockey Name	Rosa Kiss
Final Rank	6
Fastest Section Time (Section)	0:08.89 (Overall)
Top Speed [km/h] (Section)	66.4 (600m)
Race State	Finished



IpswichProfessional
Race 5: THE DON MOORE MEMORIAL Maiden Plate - 1100m
31 October 2025 - 16:07
Track Rating: Soft 5, Weather: Fine, Rail Position: +8m Entire



Section	Overall	1000m	800m	600m	400m	200m							
Section Times	1:05.12 [6] (0:08.89)	0:56.23 [9] (0:11.08)	0:45.15 [8] (0:11.11)	0:34.04 [8] (0:10.96)	0:23.08 [8] (0:11.30)	0:11.78 [6] (0:11.78)							
Average Speed [km/h]	40.5	65.0	65.0	66.1	64.1	61.0							
Top Speed [km/h]	61.8	66.0	65.8	66.4	65.5	62.7							
Avg. Dist. to Rail [m]	5.3	0.7	0.4	1.6	2.5	5.4							
Avg. Stride Freq. [Hz]	2.2	2.6	2.5	2.5	2.6	2.5							
Avg. Stride Length [m]	4.9	6.8	6.9	7.1	6.8	6.6							





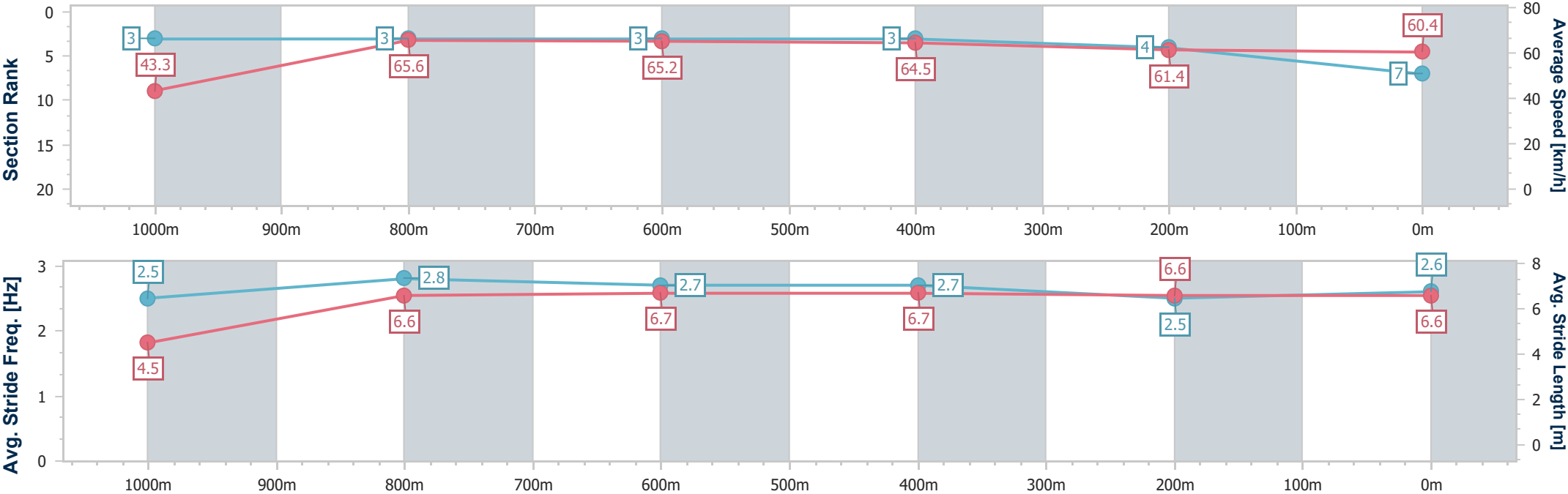
Horse/Jockey Name	Hasana
Final Rank	7
Fastest Section Time (Section)	0:08.31 (Overall)
Top Speed [km/h] (Section)	66.8 (1000m)
Race State	Finished



IpswichProfessional
Race 5: THE DON MOORE MEMORIAL Maiden Plate - 1100m
31 October 2025 - 16:07
Track Rating: Soft 5, Weather: Fine, Rail Position: +8m Entire



Section	Overall	1000m	800m	600m	400m	200m							
Section Times	1:05.14 [7] (0:08.31)	0:56.83 [3] (0:10.98)	0:45.85 [3] (0:11.04)	0:34.81 [3] (0:11.19)	0:23.62 [3] (0:11.71)	0:11.91 [4] (0:11.91)							
Average Speed [km/h]	43.3	65.6	65.2	64.5	61.4	60.4							
Top Speed [km/h]	64.9	66.8	65.8	65.2	63.6	63.6							
Avg. Dist. to Rail [m]	5.9	0.7	0.3	0.3	0.6	2.1							
Avg. Stride Freq. [Hz]	2.5	2.8	2.7	2.7	2.5	2.6							
Avg. Stride Length [m]	4.5	6.6	6.7	6.7	6.6	6.6							





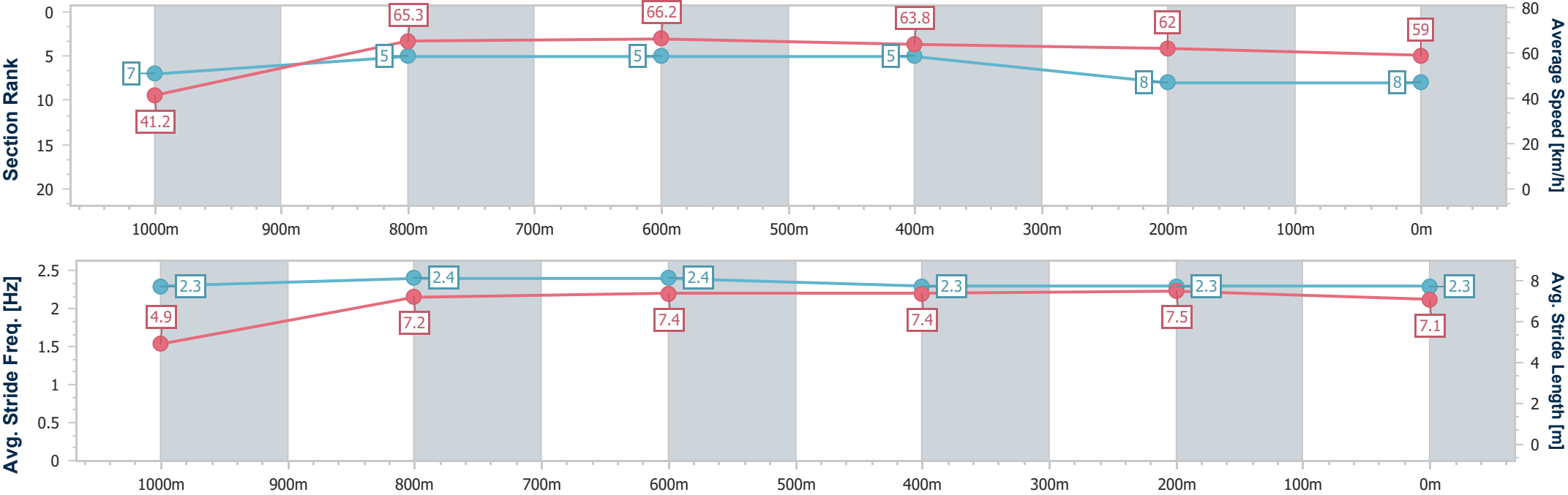
Horse/Jockey Name	Media Brief
Final Rank	8
Fastest Section Time (Section)	0:08.66 (Overall)
Top Speed [km/h] (Section)	66.6 (800m)
Race State	Finished



IpswichProfessional
Race 5: THE DON MOORE MEMORIAL Maiden Plate - 1100m
31 October 2025 - 16:07
Track Rating: Soft 5, Weather: Fine, Rail Position: +8m Entire



Section	Overall	1000m	800m	600m	400m	200m							
Section Times	1:05.66 [8] (0:08.66)	0:57.00 [7] (0:11.07)	0:45.93 [5] (0:10.89)	0:35.04 [5] (0:11.26)	0:23.78 [5] (0:11.59)	0:12.19 [8] (0:12.19)							
Average Speed [km/h]	41.2	65.3	66.2	63.8	62.0	59.0							
Top Speed [km/h]	63.6	66.2	66.6	65.3	64.2	60.6							
Avg. Dist. to Rail [m]	1.4	0.5	0.2	0.5	0.7	1.5							
Avg. Stride Freq. [Hz]	2.3	2.4	2.4	2.3	2.3	2.3							
Avg. Stride Length [m]	4.9	7.2	7.4	7.4	7.5	7.1							





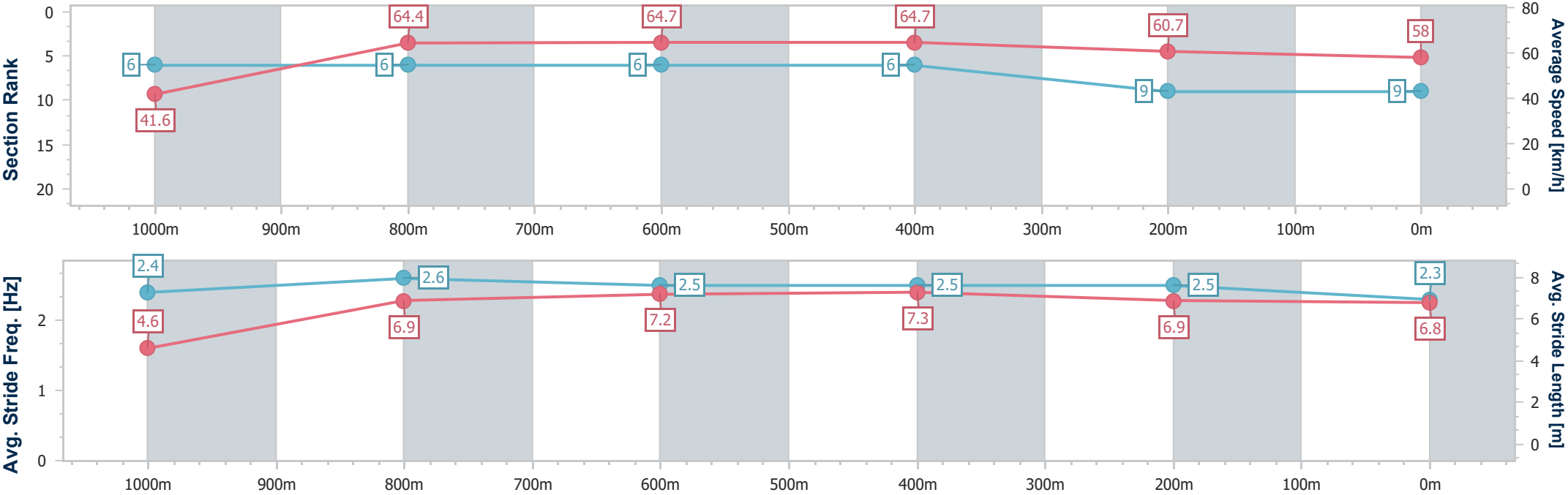
Horse/Jockey Name	Gunnie Gunfighter
Final Rank	9
Fastest Section Time (Section)	0:08.63 (Overall)
Top Speed [km/h] (Section)	66.5 (1000m)
Race State	Finished



IpswichProfessional
Race 5: THE DON MOORE MEMORIAL Maiden Plate - 1100m
31 October 2025 - 16:07
Track Rating: Soft 5, Weather: Fine, Rail Position: +8m Entire



Section	Overall	1000m	800m	600m	400m	200m							
Section Times	1:06.05 [9] (0:08.63)	0:57.42 [6] (0:11.19)	0:46.23 [6] (0:11.04)	0:35.19 [6] (0:11.03)	0:24.16 [6] (0:11.72)	0:12.44 [9] (0:12.44)							
Average Speed [km/h]	41.6	64.4	64.7	64.7	60.7	58.0							
Top Speed [km/h]	64.0	66.5	66.1	65.4	62.8	59.6							
Avg. Dist. to Rail [m]	1.1	0.4	1.4	3.0	3.0	1.5							
Avg. Stride Freq. [Hz]	2.4	2.6	2.5	2.5	2.5	2.3							
Avg. Stride Length [m]	4.6	6.9	7.2	7.3	6.9	6.8							





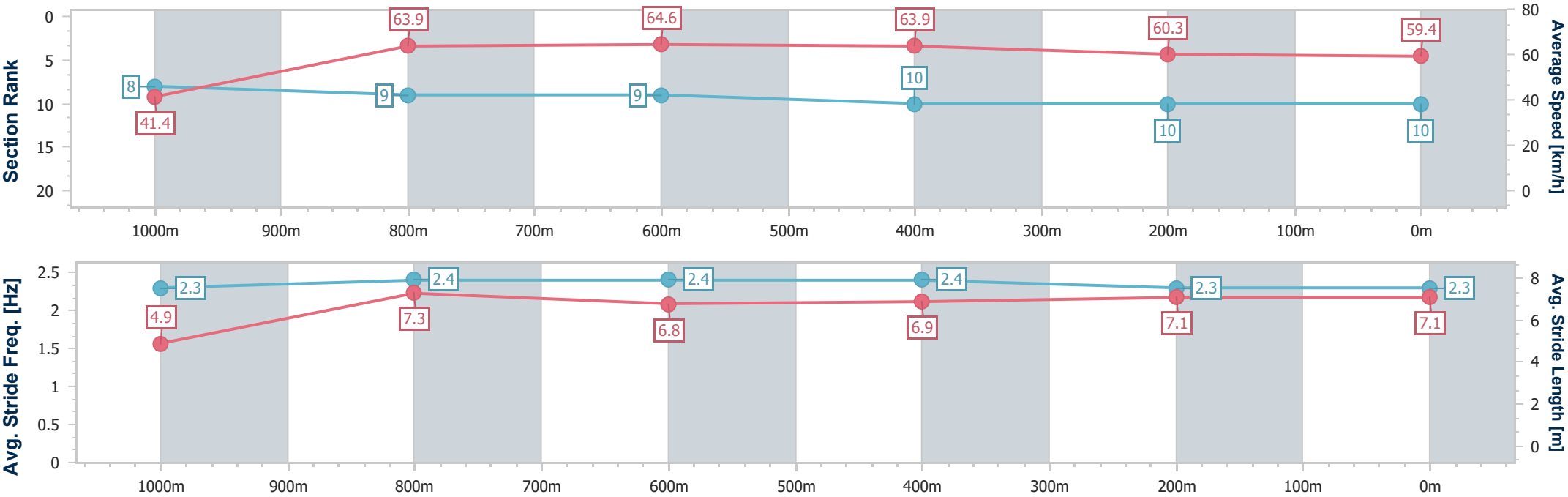
Horse/Jockey Name	Etoile Fayre
Final Rank	10
Fastest Section Time (Section)	0:08.70 (Overall)
Top Speed [km/h] (Section)	65.6 (800m)
Race State	Finished



IpswichProfessional
Race 5: THE DON MOORE MEMORIAL Maiden Plate - 1100m
31 October 2025 - 16:07
Track Rating: Soft 5, Weather: Fine, Rail Position: +8m Entire



Section	Overall	1000m	800m	600m	400m	200m							
Section Times	1:06.55 [10] (0:08.70)	0:57.85 [8] (0:11.34)	0:46.51 [9] (0:11.13)	0:35.38 [9] (0:11.29)	0:24.09 [10] (0:11.97)	0:12.12 [10] (0:12.12)							
Average Speed [km/h]	41.4	63.9	64.6	63.9	60.3	59.4							
Top Speed [km/h]	62.8	64.9	65.6	64.6	62.8	60.9							
Avg. Dist. to Rail [m]	3.4	1.4	0.4	0.5	0.4	1.0							
Avg. Stride Freq. [Hz]	2.3	2.4	2.4	2.4	2.3	2.3							
Avg. Stride Length [m]	4.9	7.3	6.8	6.9	7.1	7.1							





IpswichProfessional

Race 6: RACING AND SPORTS BENCHMARK 70 Handicap - 1700m

31 October 2025 - 16:42



Track Rating: Soft 5, Weather: Fine, Rail Position: +8m Entire

Section					Overall	1600m	1400m	1200m	1000m	800m	600m	Last 600m		
Field Times					1:45.13 (0:08.85)	1:36.28 (0:11.78)	1:24.50 (0:12.15)	1:12.35 (0:12.41)	0:59.94 (0:12.46)	0:47.48 (0:11.90)	0:35.58 (0:11.69)	0:35.58		
Rank	TAB	Horse/Jockey	Barrier	Top Speed [km/h]	Fastest Section								Distance Travelled [m]	
1	1	CHAYSE 'N' ARTIE	6	64.2	0:09.46	1:45.13 [1]	1:35.67 [5]	1:23.35 [5]	1:11.33 [5]	0:58.99 [5]	0:46.77 [5]	0:34.99 [5]	0:34.99	
		Jace McMurray		600m	Overall	(0:09.46)	(0:12.32)	(0:12.02)	(0:12.34)	(0:12.22)	(0:11.78)	(0:11.36)		
2	8	SMART ACTION	1	64.0	0:08.85	1:45.17 [2]	1:36.32 [1]	1:24.18 [2]	1:12.04 [2]	0:59.64 [2]	0:47.30 [2]	0:35.40 [2]	0:35.40	-7
		Tahlia Fenlon		400m	Overall	(0:08.85)	(0:12.14)	(0:12.14)	(0:12.40)	(0:12.34)	(0:11.90)	(0:11.47)		
3	5	MARENARO	5	63.4	0:09.58	1:45.32 [3]	1:35.74 [6]	1:23.35 [6]	1:11.41 [6]	0:59.09 [6]	0:46.83 [6]	0:35.02 [6]	0:35.02	-7
		Corey Bayliss		600m	Overall	(0:09.58)	(0:12.39)	(0:11.94)	(0:12.32)	(0:12.26)	(0:11.81)	(0:11.48)		
4	2	EXPECTANT	2	62.8	0:09.22	1:45.37 [4]	1:36.15 [3]	1:23.82 [4]	1:11.82 [4]	0:59.46 [4]	0:47.18 [4]	0:35.37 [3]	0:35.37	-7
		Chelsea Baker		600m	Overall	(0:09.22)	(0:12.33)	(0:12.00)	(0:12.36)	(0:12.28)	(0:11.81)	(0:11.55)		
5	6	PREPOTENT	3	64.2	0:09.03	1:45.48 [5]	1:36.45 [2]	1:24.85 [1]	1:12.70 [1]	1:00.29 [1]	0:47.83 [1]	0:35.93 [1]	0:35.93	-8
		Chris McIver		1600m	Overall	(0:09.03)	(0:11.60)	(0:12.15)	(0:12.41)	(0:12.46)	(0:11.90)	(0:11.69)		
6	7	BOVIDAE	4	64.2	0:09.27	1:45.54 [6]	1:36.27 [4]	1:23.99 [3]	1:12.04 [3]	0:59.67 [3]	0:47.39 [3]	0:35.51 [4]	0:35.51	-9
		Adin Thompson		600m	Overall	(0:09.27)	(0:12.28)	(0:11.95)	(0:12.37)	(0:12.28)	(0:11.88)	(0:11.40)		

Scratched: Tuhinga (#4), Medical Autocrat (#9), Tajawal (#3)



IpswichProfessional

Race 6: RACING AND SPORTS BENCHMARK 70 Handicap - 1700m

31 October 2025 - 16:42



Track Rating: Soft 5, Weather: Fine, Rail Position: +8m Entire

Section						400m	200m			Last 600m
Field Times						0:23.89 (0:11.56)	0:12.33 (0:12.33)			0:35.58
Rank	TAB	Horse/Jockey	Barrier	Top Speed [km/h]	Fastest Section			Margin		
1	1	CHAYSE 'N' ARTIE	6	64.2	0:09.46	0:23.63 [4]	0:11.92 [4]	1:45.13		0:34.99
		Jace McMurray		600m	Overall	(0:11.71)	(0:11.92)			
2	8	SMART ACTION	1	64.0	0:08.85	0:23.93 [2]	0:12.37 [1]	0.25L		0:35.40 -7
		Tahlia Fenlon		400m	Overall	(0:11.56)	(0:12.37)			
3	5	MARENARO	5	63.4	0:09.58	0:23.54 [6]	0:11.82 [6]	1.12L		0:35.02 -7
		Corey Bayliss		600m	Overall	(0:11.72)	(0:11.82)			
4	2	EXPECTANT	2	62.8	0:09.22	0:23.82 [5]	0:12.06 [5]	1.39L		0:35.37 -7
		Chelsea Baker		600m	Overall	(0:11.76)	(0:12.06)			
5	6	PREPOTENT	3	64.2	0:09.03	0:24.24 [1]	0:12.42 [2]	2.09L		0:35.93 -8
		Chris McIver		1600m	Overall	(0:11.82)	(0:12.42)			
6	7	BOVIDAE	4	64.2	0:09.27	0:24.11 [3]	0:12.39 [3]	2.41L		0:35.51 -9
		Adin Thompson		600m	Overall	(0:11.72)	(0:12.39)			

Scratched: Tuhinga (#4), Medical Autocrat (#9), Tajawal (#3)



Horse/Jockey Name	Chayse 'N' Artie
Final Rank	1
Fastest Section Time (Section)	0:09.46 (Overall)
Top Speed [km/h] (Section)	64.2 (600m)
Race State	Finished



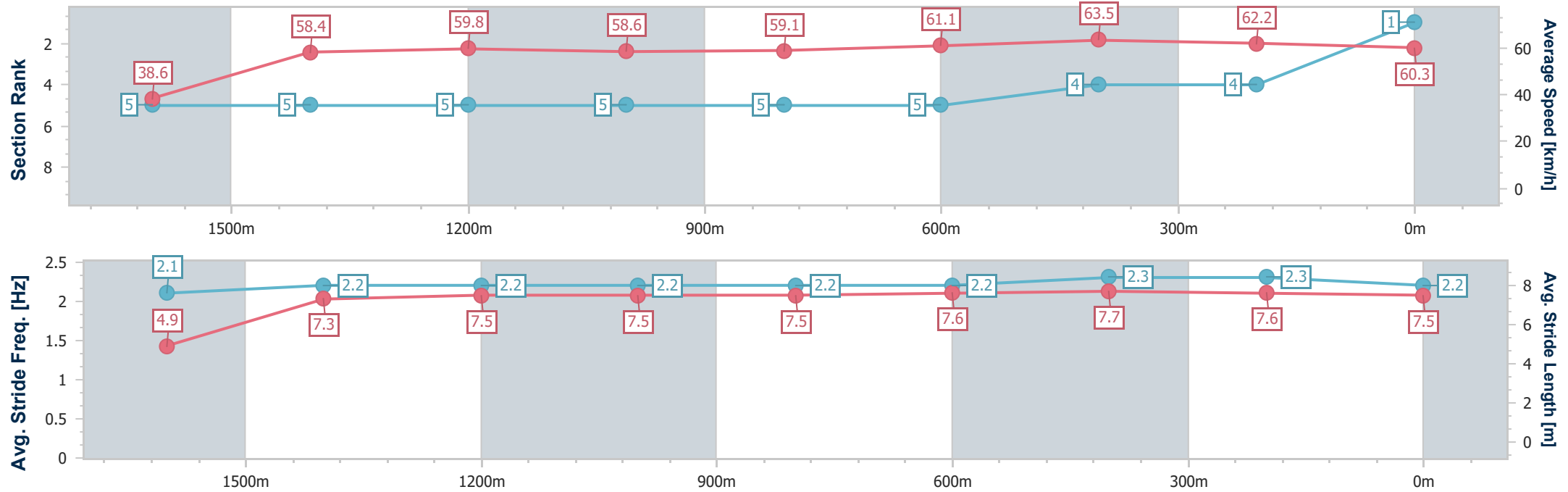
IpswichProfessional
Race 6: RACING AND SPORTS BENCHMARK 70 Handicap -
1700m



31 October 2025 - 16:42

Track Rating: Soft 5, Weather: Fine, Rail Position: +8m Entire

Section	Overall	1600m	1400m	1200m	1000m	800m	600m	400m	200m				
Section Times	1:45.13 [1] (0:09.46)	1:35.67 [5] (0:12.32)	1:23.35 [5] (0:12.02)	1:11.33 [5] (0:12.34)	0:58.99 [5] (0:12.22)	0:46.77 [5] (0:11.78)	0:34.99 [5] (0:11.36)	0:23.63 [4] (0:11.71)	0:11.92 [4] (0:11.92)				
Average Speed [km/h]	38.6	58.4	59.8	58.6	59.1	61.1	63.5	62.2	60.3				
Top Speed [km/h]	55.4	59.9	60.6	59.8	59.4	63.2	64.2	63.2	61.5				
Avg. Dist. to Rail [m]	6.5	0.4	0.5	0.6	0.4	0.2	1.4	2.2	3.0				
Avg. Stride Freq. [Hz]	2.1	2.2	2.2	2.2	2.2	2.2	2.3	2.3	2.2				
Avg. Stride Length [m]	4.9	7.3	7.5	7.5	7.5	7.6	7.7	7.6	7.5				





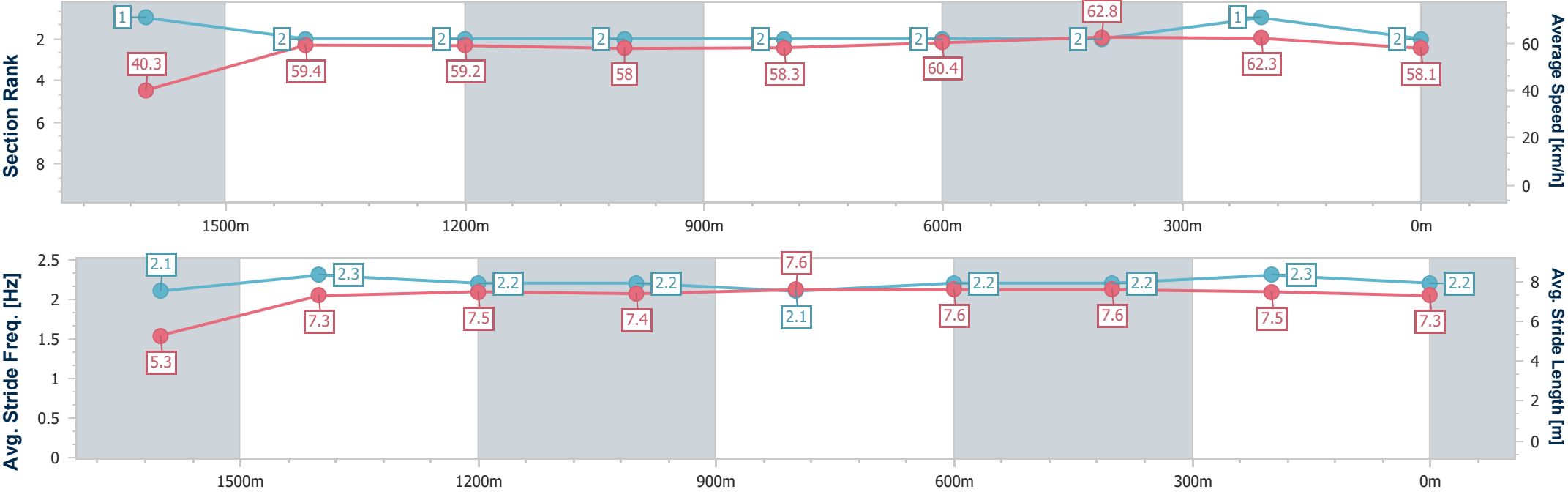
Horse/Jockey Name	Smart Action
Final Rank	2
Fastest Section Time (Section)	0:08.85 (Overall)
Top Speed [km/h] (Section)	64.0 (400m)
Race State	Finished



IpswichProfessional
Race 6: RACING AND SPORTS BENCHMARK 70 Handicap -
1700m
31 October 2025 - 16:42
Track Rating: Soft 5, Weather: Fine, Rail Position: +8m Entire



Section	Overall	1600m	1400m	1200m	1000m	800m	600m	400m	200m				
Section Times	1:45.17 [2] (0:08.85)	1:36.32 [1] (0:12.14)	1:24.18 [2] (0:12.14)	1:12.04 [2] (0:12.40)	0:59.64 [2] (0:12.34)	0:47.30 [2] (0:11.90)	0:35.40 [2] (0:11.47)	0:23.93 [2] (0:11.56)	0:12.37 [1] (0:12.37)				
Average Speed [km/h]	40.3	59.4	59.2	58.0	58.3	60.4	62.8	62.3	58.1				
Top Speed [km/h]	58.9	60.9	60.1	58.8	60.1	61.0	63.9	64.0	60.9				
Avg. Dist. to Rail [m]	2.5	0.7	0.4	0.3	0.3	0.3	0.3	0.8	4.1				
Avg. Stride Freq. [Hz]	2.1	2.3	2.2	2.2	2.1	2.2	2.2	2.3	2.2				
Avg. Stride Length [m]	5.3	7.3	7.5	7.4	7.6	7.6	7.6	7.5	7.3				





Horse/Jockey Name	Marenaro
Final Rank	3
Fastest Section Time (Section)	0:09.58 (Overall)
Top Speed [km/h] (Section)	63.4 (600m)
Race State	Finished



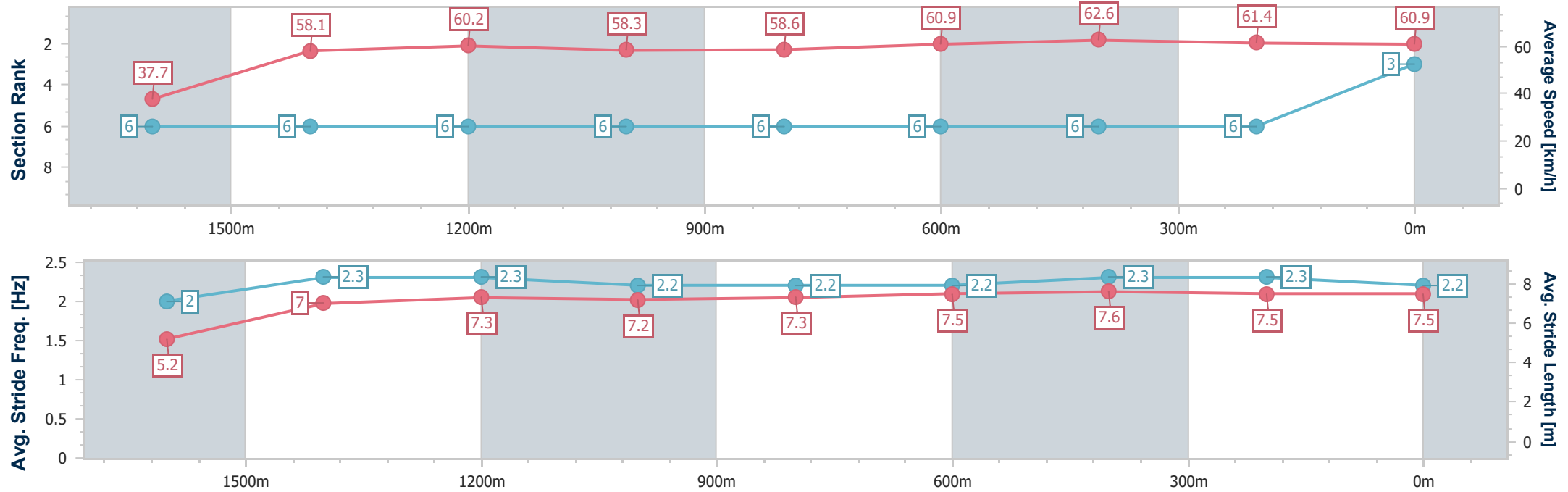
IpswichProfessional
Race 6: RACING AND SPORTS BENCHMARK 70 Handicap -
1700m



31 October 2025 - 16:42

Track Rating: Soft 5, Weather: Fine, Rail Position: +8m Entire

Section	Overall	1600m	1400m	1200m	1000m	800m	600m	400m	200m				
Section Times	1:45.32 [3] (0:09.58)	1:35.74 [6] (0:12.39)	1:23.35 [6] (0:11.94)	1:11.41 [6] (0:12.32)	0:59.09 [6] (0:12.26)	0:46.83 [6] (0:11.81)	0:35.02 [6] (0:11.48)	0:23.54 [6] (0:11.72)	0:11.82 [6] (0:11.82)				
Average Speed [km/h]	37.7	58.1	60.2	58.3	58.6	60.9	62.6	61.4	60.9				
Top Speed [km/h]	55.7	58.9	60.6	60.1	59.5	62.0	63.4	61.9	61.5				
Avg. Dist. to Rail [m]	5.4	0.7	0.5	0.5	0.5	0.9	0.5	0.6	1.2				
Avg. Stride Freq. [Hz]	2.0	2.3	2.3	2.2	2.2	2.2	2.3	2.3	2.2				
Avg. Stride Length [m]	5.2	7.0	7.3	7.2	7.3	7.5	7.6	7.5	7.5				





Horse/Jockey Name	Expectant
Final Rank	4
Fastest Section Time (Section)	0:09.22 (Overall)
Top Speed [km/h] (Section)	62.8 (600m)
Race State	Finished



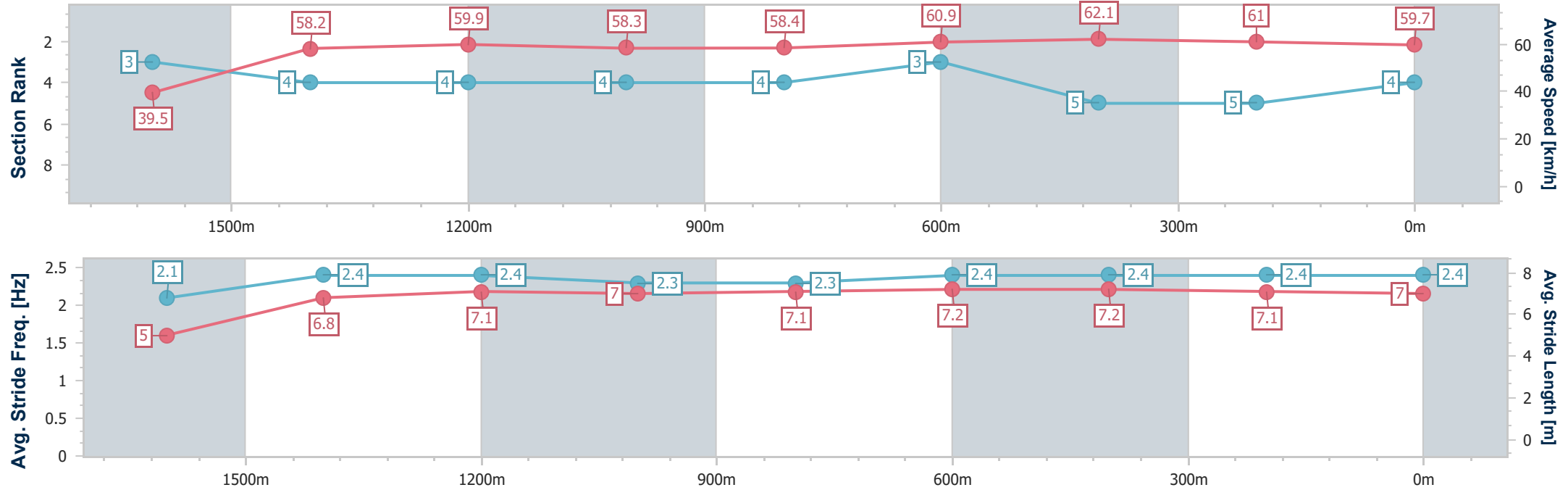
IpswichProfessional
Race 6: RACING AND SPORTS BENCHMARK 70 Handicap -
1700m



31 October 2025 - 16:42

Track Rating: Soft 5, Weather: Fine, Rail Position: +8m Entire

Section	Overall	1600m	1400m	1200m	1000m	800m	600m	400m	200m				
Section Times	1:45.37 [4] (0:09.22)	1:36.15 [3] (0:12.33)	1:23.82 [4] (0:12.00)	1:11.82 [4] (0:12.36)	0:59.46 [4] (0:12.28)	0:47.18 [4] (0:11.81)	0:35.37 [3] (0:11.55)	0:23.82 [5] (0:11.76)	0:12.06 [5] (0:12.06)				
Average Speed [km/h]	39.5	58.2	59.9	58.3	58.4	60.9	62.1	61.0	59.7				
Top Speed [km/h]	55.6	60.1	60.1	59.4	59.6	61.7	62.8	61.9	59.9				
Avg. Dist. to Rail [m]	3.4	0.8	0.5	0.4	0.5	1.0	0.9	0.4	0.2				
Avg. Stride Freq. [Hz]	2.1	2.4	2.4	2.3	2.3	2.4	2.4	2.4	2.4				
Avg. Stride Length [m]	5.0	6.8	7.1	7.0	7.1	7.2	7.2	7.1	7.0				



- [] Ranking at each section and finish
- .-.- No data available at this section
- NA No data available



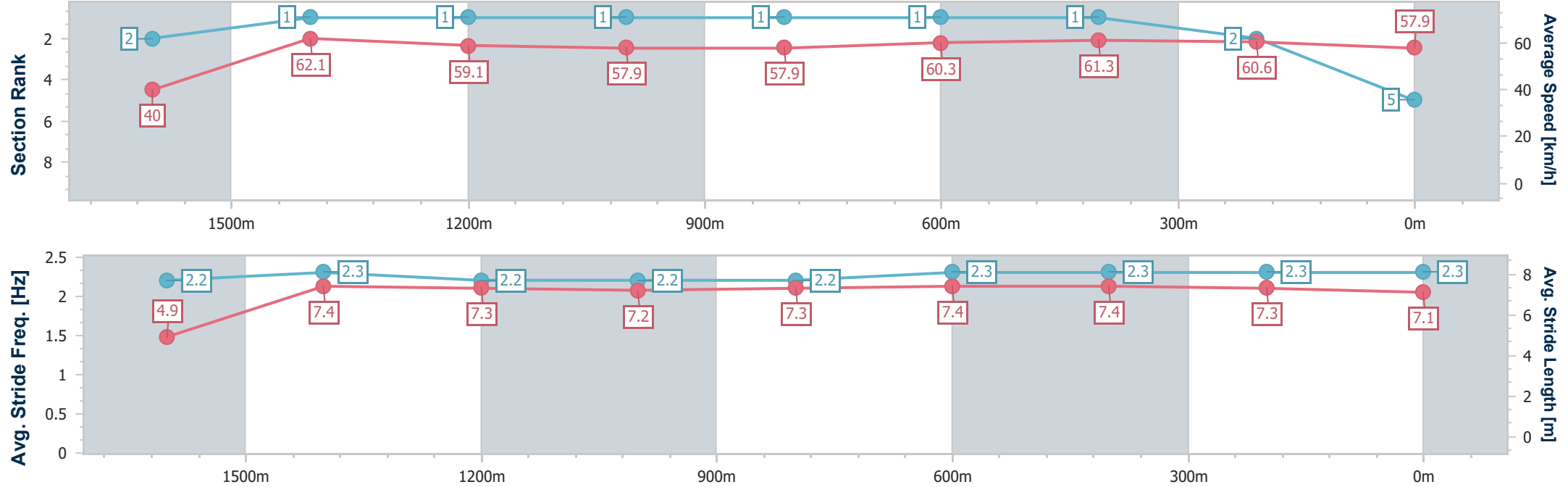
Horse/Jockey Name	Prepotent
Final Rank	5
Fastest Section Time (Section)	0:09.03 (Overall)
Top Speed [km/h] (Section)	64.2 (1600m)
Race State	Finished



IpswichProfessional
Race 6: RACING AND SPORTS BENCHMARK 70 Handicap -
1700m
31 October 2025 - 16:42
Track Rating: Soft 5, Weather: Fine, Rail Position: +8m Entire



Section	Overall	1600m	1400m	1200m	1000m	800m	600m	400m	200m				
Section Times	1:45.48 [5] (0:09.03)	1:36.45 [2] (0:11.60)	1:24.85 [1] (0:12.15)	1:12.70 [1] (0:12.41)	1:00.29 [1] (0:12.46)	0:47.83 [1] (0:11.90)	0:35.93 [1] (0:11.69)	0:24.24 [1] (0:11.82)	0:12.42 [2] (0:12.42)				
Average Speed [km/h]	40.0	62.1	59.1	57.9	57.9	60.3	61.3	60.6	57.9				
Top Speed [km/h]	59.1	64.2	59.7	58.6	59.6	61.2	62.0	61.4	59.8				
Avg. Dist. to Rail [m]	4.2	0.5	0.4	0.4	0.4	0.9	1.2	0.7	1.3				
Avg. Stride Freq. [Hz]	2.2	2.3	2.2	2.2	2.2	2.3	2.3	2.3	2.3				
Avg. Stride Length [m]	4.9	7.4	7.3	7.2	7.3	7.4	7.4	7.3	7.1				





Horse/Jockey Name	Bovidae
Final Rank	6
Fastest Section Time (Section)	0:09.27 (Overall)
Top Speed [km/h] (Section)	64.2 (600m)
Race State	Finished



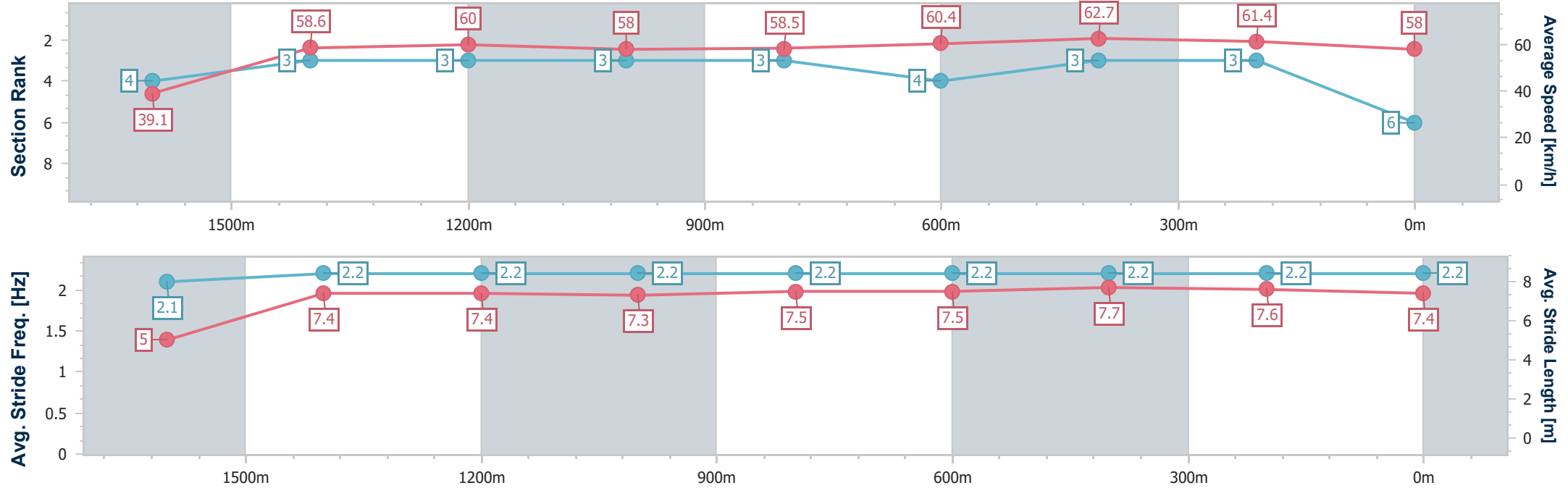
IpswichProfessional
Race 6: RACING AND SPORTS BENCHMARK 70 Handicap -
1700m



31 October 2025 - 16:42

Track Rating: Soft 5, Weather: Fine, Rail Position: +8m Entire

Section	Overall	1600m	1400m	1200m	1000m	800m	600m	400m	200m				
Section Times	1:45.54 [6] (0:09.27)	1:36.27 [4] (0:12.28)	1:23.99 [3] (0:11.95)	1:12.04 [3] (0:12.37)	0:59.67 [3] (0:12.28)	0:47.39 [3] (0:11.88)	0:35.51 [4] (0:11.40)	0:24.11 [3] (0:11.72)	0:12.39 [3] (0:12.39)				
Average Speed [km/h]	39.1	58.6	60.0	58.0	58.5	60.4	62.7	61.4	58.0				
Top Speed [km/h]	55.2	59.7	60.9	59.4	59.3	61.9	64.2	63.1	58.9				
Avg. Dist. to Rail [m]	5.2	0.2	0.9	1.1	0.9	1.0	1.4	0.7	2.0				
Avg. Stride Freq. [Hz]	2.1	2.2	2.2	2.2	2.2	2.2	2.2	2.2	2.2				
Avg. Stride Length [m]	5.0	7.4	7.4	7.3	7.5	7.5	7.7	7.6	7.4				



[] Ranking at each section and finish
-.-.- No data available at this section
NA No data available