



# Rockhampton Professional

## Race 1: THE RJC MELBOURNE CUP DAY Class 3 Handicap - 1500m

03 November 2025 - 13:02



Track Rating: Good 4, Weather: Overcast, Rail Position: 6.5 metres Entire Course.

Section						Overall	1400m	1200m	1000m	800m	600m	400m	Last 600m	
Field Times						1:29.66 (0:07.94)	1:21.72 (0:11.87)	1:09.85 (0:12.05)	0:57.80 (0:11.78)	0:46.02 (0:11.52)	0:34.50 (0:11.28)	0:23.22 (0:11.30)	0:34.50	
Rank	TAB	Horse/Jockey	Barrier	Top Speed [km/h]	Fastest Section									Distance Travelled [m]
1	4	DARLING CLEMENTINE	4	68.2	0:08.07	1:29.66 [1]	1:21.59 [2]	1:09.62 [2]	0:57.42 [2]	0:45.59 [2]	0:33.82 [3]	0:22.96 [2]	0:33.82	
		Warwick Satherley		600m	Overall	(0:08.07)	(0:11.97)	(0:12.20)	(0:11.83)	(0:11.77)	(0:10.86)	(0:11.04)		
2	6	PHANTOM FLIGHT	1	67.5	0:08.34	1:30.04 [2]	1:21.70 [3]	1:09.78 [4]	0:57.50 [4]	0:45.73 [4]	0:34.00 [4]	0:23.10 [4]	0:34.00	-2
		Adam Sewell		600m	Overall	(0:08.34)	(0:11.92)	(0:12.28)	(0:11.77)	(0:11.73)	(0:10.90)	(0:11.04)		
3	2	ONE THING COUNTS	5	65.3	0:07.94	1:30.05 [3]	1:22.11 [1]	1:10.24 [1]	0:58.19 [1]	0:46.41 [1]	0:34.89 [1]	0:23.61 [1]	0:34.89	-2
		Ashley Butler		400m	Overall	(0:07.94)	(0:11.87)	(0:12.05)	(0:11.78)	(0:11.52)	(0:11.28)	(0:11.31)		
4	3	OUT OF LUCK	6	66.4	0:08.50	1:30.33 [4]	1:21.83 [4]	1:10.11 [3]	0:57.88 [3]	0:46.16 [3]	0:34.59 [2]	0:23.60 [3]	0:34.59	+1
		Ryan Wiggins		600m	Overall	(0:08.50)	(0:11.72)	(0:12.23)	(0:11.72)	(0:11.57)	(0:10.99)	(0:11.31)		
5	1	DULCET	3	66.9	0:08.64	1:30.51 [5]	1:21.87 [6]	1:09.94 [6]	0:57.70 [5]	0:45.94 [5]	0:34.30 [5]	0:23.25 [6]	0:34.30	+2
		Chris McIver		600m	Overall	(0:08.64)	(0:11.93)	(0:12.24)	(0:11.76)	(0:11.64)	(0:11.05)	(0:11.12)		
6	7	PEAKING TOM	2	67.2	0:08.52	1:30.56 [6]	1:22.04 [5]	1:10.05 [5]	0:57.72 [6]	0:45.92 [6]	0:34.32 [6]	0:23.41 [5]	0:34.32	-48
		Raul Silvera Olivera		400m	Overall	(0:08.52)	(0:11.99)	(0:12.33)	(0:11.80)	(0:11.60)	(0:10.91)	(0:11.15)		

Scratched: General Wolfe (#5)



# Rockhampton Professional

## Race 1: THE RJC MELBOURNE CUP DAY Class 3 Handicap - 1500m

03 November 2025 - 13:02



Track Rating: Good 4, Weather: Overcast, Rail Position: 6.5 metres Entire Course.

Section						200m			Last 600m
Field Times						0:11.92			0:34.50
						(0:11.92)			
Rank	TAB	Horse/Jockey	Barrier	Top Speed [km/h]	Fastest Section	Margin		Distance Travelled [m]	
1	4	DARLING CLEMENTINE	4	68.2	0:08.07	0:11.92 [1]	1:29.66	0:33.82	
		Warwick Satherley		600m	Overall	(0:11.92)			
2	6	PHANTOM FLIGHT	1	67.5	0:08.34	0:12.06 [3]	2.21L	0:34.00	-2
		Adam Sewell		600m	Overall	(0:12.06)			
3	2	ONE THING COUNTS	5	65.3	0:07.94	0:12.30 [2]	2.25L	0:34.89	-2
		Ashley Butler		400m	Overall	(0:12.30)			
4	3	OUT OF LUCK	6	66.4	0:08.50	0:12.29 [4]	3.9L	0:34.59	+1
		Ryan Wiggins		600m	Overall	(0:12.29)			
5	1	DULCET	3	66.9	0:08.64	0:12.13 [6]	4.98L	0:34.30	+2
		Chris McIver		600m	Overall	(0:12.13)			
6	7	PEAKING TOM	2	67.2	0:08.52	0:12.26 [5]	5.29L	0:34.32	-48
		Raul Silvera Olivera		400m	Overall	(0:12.26)			

Scratched: General Wolfe (#5)



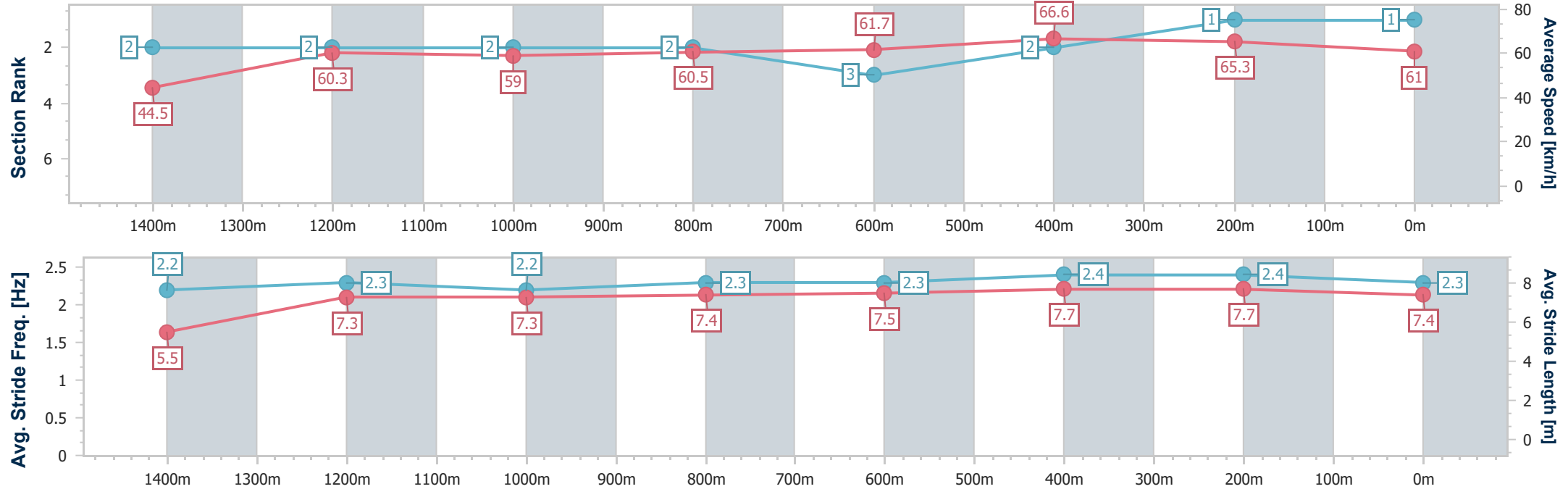
Horse/Jockey Name	Darling Clementine
Final Rank	1
Fastest Section Time (Section)	0:08.07 (Overall)
Top Speed [km/h] (Section)	68.2 (600m)
Race State	Finished



RockhamptonProfessional  
Race 1: THE RJC MELBOURNE CUP DAY Class 3 Handicap - 1500m  
03 November 2025 - 13:02  
Track Rating: Good 4, Weather: Overcast, Rail Position: 6.5 metres Entire Course.



Section	Overall	1400m	1200m	1000m	800m	600m	400m	200m					
Section Times	1:29.66 [1] (0:08.07)	1:21.59 [2] (0:11.97)	1:09.62 [2] (0:12.20)	0:57.42 [2] (0:11.83)	0:45.59 [2] (0:11.77)	0:33.82 [3] (0:10.86)	0:22.96 [2] (0:11.04)	0:11.92 [1] (0:11.92)					
Average Speed [km/h]	44.5	60.3	59.0	60.5	61.7	66.6	65.3	61.0					
Top Speed [km/h]	58.4	61.0	60.0	61.6	63.0	68.2	66.9	63.4					
Avg. Dist. to Rail [m]	1.7	0.3	0.6	0.6	1.4	2.3	2.4	1.9					
Avg. Stride Freq. [Hz]	2.2	2.3	2.2	2.3	2.3	2.4	2.4	2.3					
Avg. Stride Length [m]	5.5	7.3	7.3	7.4	7.5	7.7	7.7	7.4					





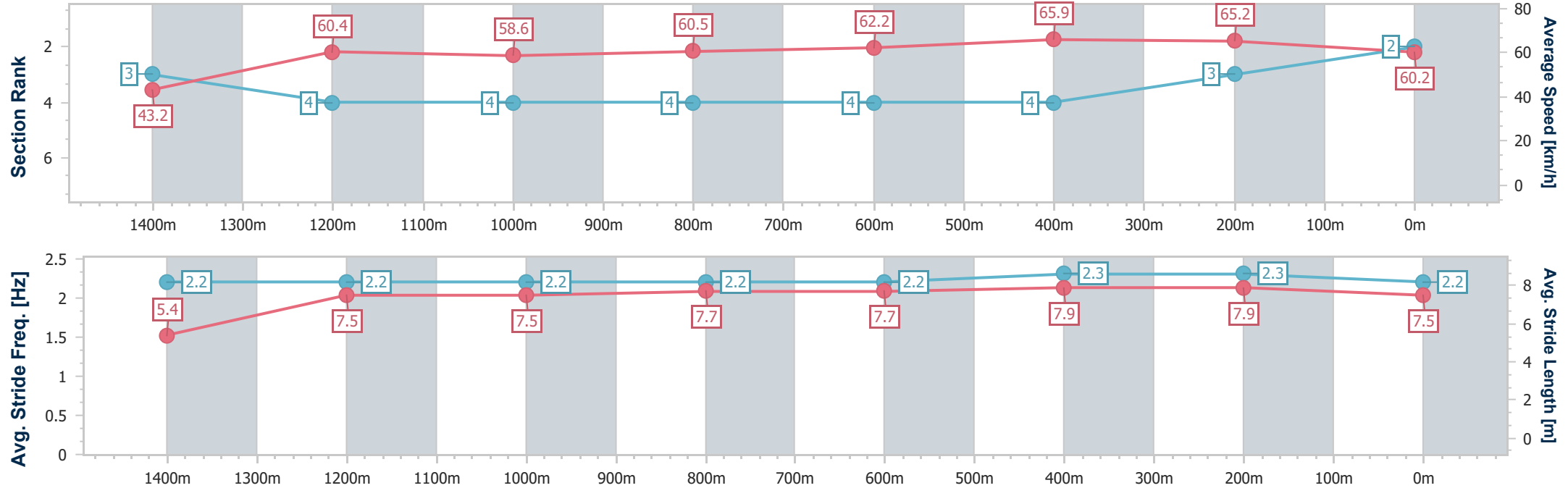
Horse/Jockey Name	Phantom Flight
Final Rank	2
Fastest Section Time (Section)	0:08.34 (Overall)
Top Speed [km/h] (Section)	67.5 (600m)
Race State	Finished



RockhamptonProfessional  
Race 1: THE RJC MELBOURNE CUP DAY Class 3 Handicap - 1500m  
03 November 2025 - 13:02  
Track Rating: Good 4, Weather: Overcast, Rail Position: 6.5 metres Entire Course.



Section	Overall	1400m	1200m	1000m	800m	600m	400m	200m					
Section Times	1:30.04 [2] (0:08.34)	1:21.70 [3] (0:11.92)	1:09.78 [4] (0:12.28)	0:57.50 [4] (0:11.77)	0:45.73 [4] (0:11.73)	0:34.00 [4] (0:10.90)	0:23.10 [4] (0:11.04)	0:12.06 [3] (0:12.06)					
Average Speed [km/h]	43.2	60.4	58.6	60.5	62.2	65.9	65.2	60.2					
Top Speed [km/h]	60.8	61.9	59.6	61.2	64.1	67.5	67.3	62.5					
Avg. Dist. to Rail [m]	1.5	1.7	2.3	1.8	1.7	3.0	3.9	4.3					
Avg. Stride Freq. [Hz]	2.2	2.2	2.2	2.2	2.2	2.3	2.3	2.2					
Avg. Stride Length [m]	5.4	7.5	7.5	7.7	7.7	7.9	7.9	7.5					





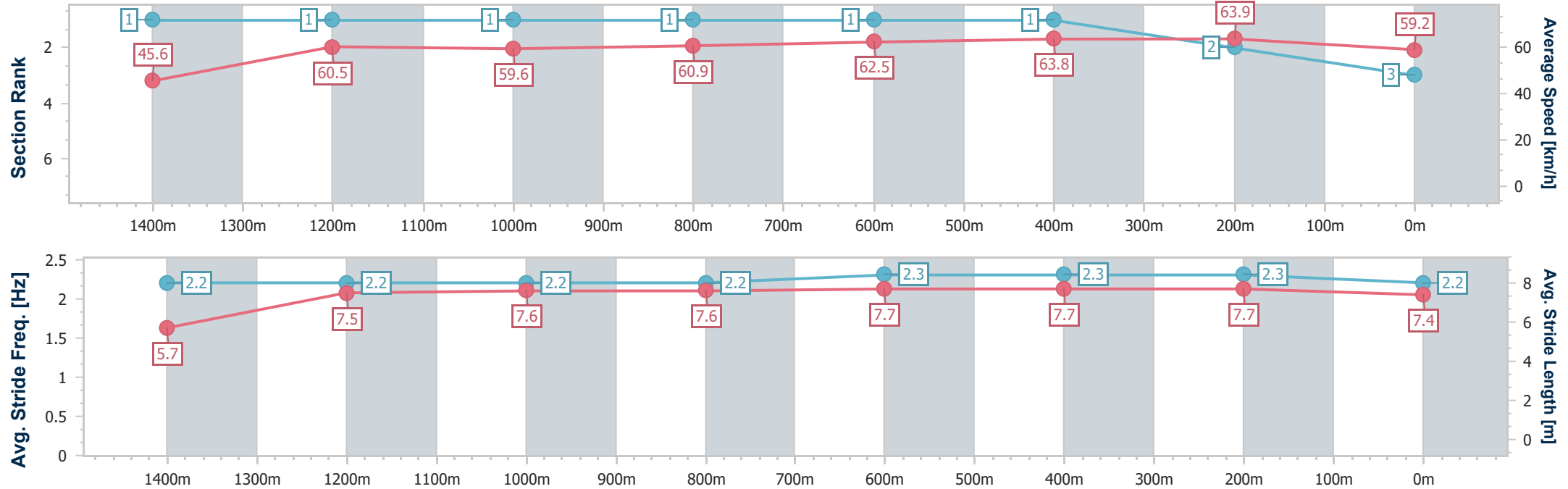
Horse/Jockey Name	One Thing Counts
Final Rank	3
Fastest Section Time (Section)	0:07.94 (Overall)
Top Speed [km/h] (Section)	65.3 (400m)
Race State	Finished



RockhamptonProfessional  
Race 1: THE RJC MELBOURNE CUP DAY Class 3 Handicap - 1500m  
03 November 2025 - 13:02  
Track Rating: Good 4, Weather: Overcast, Rail Position: 6.5 metres Entire Course.



Section	Overall	1400m	1200m	1000m	800m	600m	400m	200m					
Section Times	1:30.05 [3] (0:07.94)	1:22.11 [1] (0:11.87)	1:10.24 [1] (0:12.05)	0:58.19 [1] (0:11.78)	0:46.41 [1] (0:11.52)	0:34.89 [1] (0:11.28)	0:23.61 [1] (0:11.31)	0:12.30 [2] (0:12.30)					
Average Speed [km/h]	45.6	60.5	59.6	60.9	62.5	63.8	63.9	59.2					
Top Speed [km/h]	59.0	61.5	60.7	61.8	63.3	65.3	65.3	62.2					
Avg. Dist. to Rail [m]	2.7	1.3	1.0	0.7	0.5	0.9	1.0	1.0					
Avg. Stride Freq. [Hz]	2.2	2.2	2.2	2.2	2.3	2.3	2.3	2.2					
Avg. Stride Length [m]	5.7	7.5	7.6	7.6	7.7	7.7	7.7	7.4					





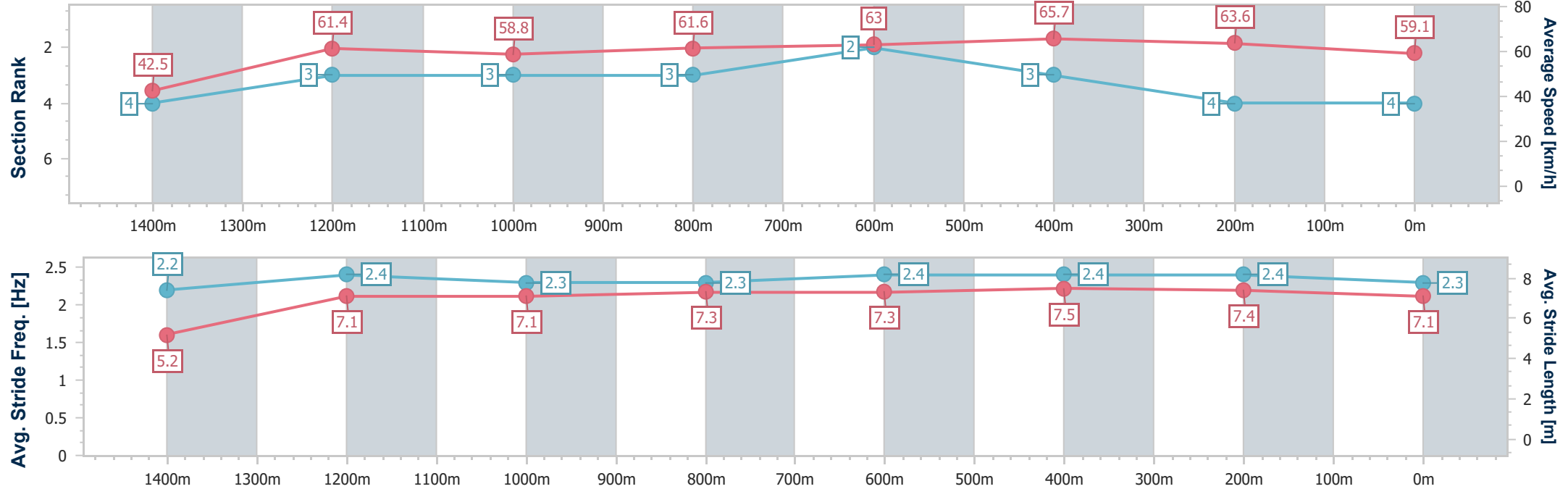
Horse/Jockey Name	Out Of Luck
Final Rank	4
Fastest Section Time (Section)	0:08.50 (Overall)
Top Speed [km/h] (Section)	66.4 (600m)
Race State	Finished



RockhamptonProfessional  
Race 1: THE RJC MELBOURNE CUP DAY Class 3 Handicap - 1500m  
03 November 2025 - 13:02  
Track Rating: Good 4, Weather: Overcast, Rail Position: 6.5 metres Entire Course.



Section	Overall	1400m	1200m	1000m	800m	600m	400m	200m					
Section Times	1:30.33 [4] (0:08.50)	1:21.83 [4] (0:11.72)	1:10.11 [3] (0:12.23)	0:57.88 [3] (0:11.72)	0:46.16 [3] (0:11.57)	0:34.59 [2] (0:10.99)	0:23.60 [3] (0:11.31)	0:12.29 [4] (0:12.29)					
Average Speed [km/h]	42.5	61.4	58.8	61.6	63.0	65.7	63.6	59.1					
Top Speed [km/h]	61.1	63.5	59.7	63.4	64.9	66.4	64.9	62.3					
Avg. Dist. to Rail [m]	3.2	1.2	0.8	0.6	1.3	3.2	4.3	4.8					
Avg. Stride Freq. [Hz]	2.2	2.4	2.3	2.3	2.4	2.4	2.4	2.3					
Avg. Stride Length [m]	5.2	7.1	7.1	7.3	7.3	7.5	7.4	7.1					





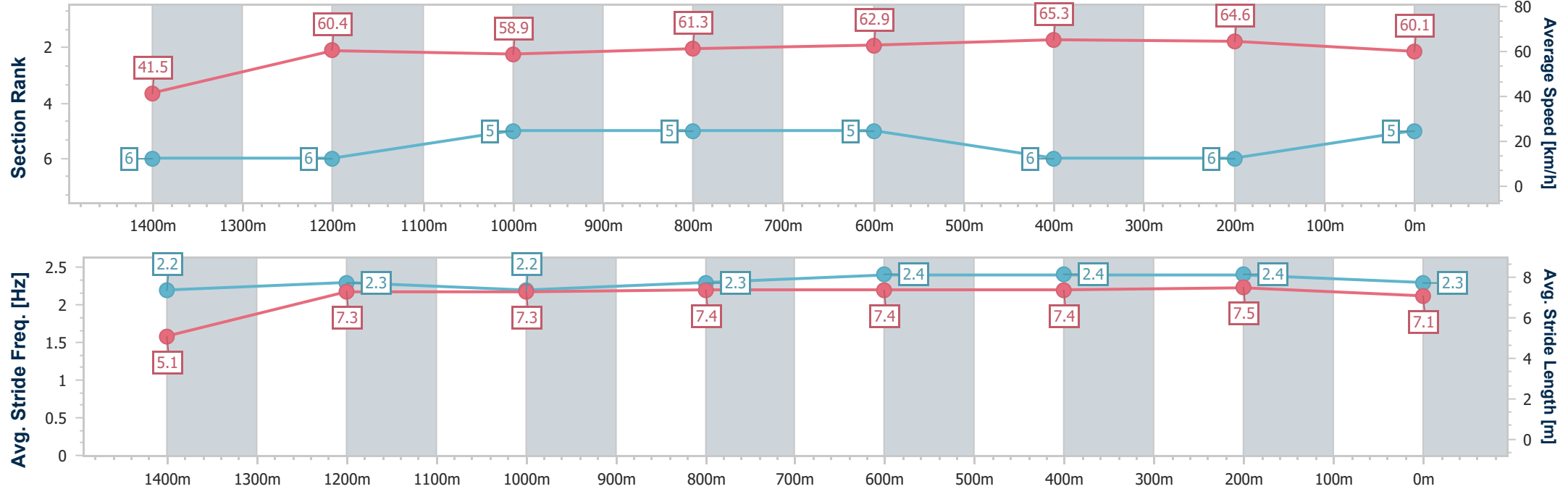
Horse/Jockey Name	Dulcet
Final Rank	5
Fastest Section Time (Section)	0:08.64 (Overall)
Top Speed [km/h] (Section)	66.9 (600m)
Race State	Finished



RockhamptonProfessional  
Race 1: THE RJC MELBOURNE CUP DAY Class 3 Handicap - 1500m  
03 November 2025 - 13:02  
Track Rating: Good 4, Weather: Overcast, Rail Position: 6.5 metres Entire Course.



Section	Overall	1400m	1200m	1000m	800m	600m	400m	200m					
Section Times	1:30.51 [5] (0:08.64)	1:21.87 [6] (0:11.93)	1:09.94 [6] (0:12.24)	0:57.70 [5] (0:11.76)	0:45.94 [5] (0:11.64)	0:34.30 [5] (0:11.05)	0:23.25 [6] (0:11.12)	0:12.13 [6] (0:12.13)					
Average Speed [km/h]	41.5	60.4	58.9	61.3	62.9	65.3	64.6	60.1					
Top Speed [km/h]	58.1	62.9	59.7	64.4	64.4	66.9	66.7	62.7					
Avg. Dist. to Rail [m]	0.7	0.2	0.4	0.7	2.0	3.0	4.6	6.7					
Avg. Stride Freq. [Hz]	2.2	2.3	2.2	2.3	2.4	2.4	2.4	2.3					
Avg. Stride Length [m]	5.1	7.3	7.3	7.4	7.4	7.4	7.5	7.1					



- [ ] Ranking at each section and finish
- .-.- No data available at this section
- NA No data available



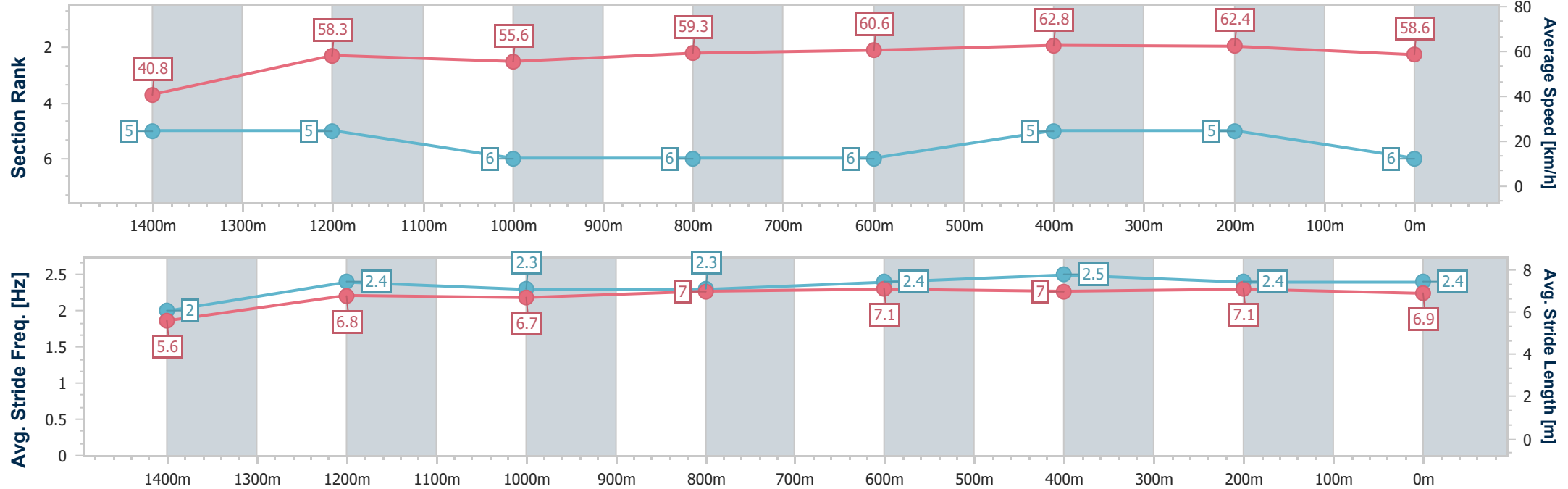
Horse/Jockey Name	Peaking Tom
Final Rank	6
Fastest Section Time (Section)	0:08.52 (Overall)
Top Speed [km/h] (Section)	67.2 (400m)
Race State	Finished



RockhamptonProfessional  
Race 1: THE RJC MELBOURNE CUP DAY Class 3 Handicap - 1500m  
03 November 2025 - 13:02  
Track Rating: Good 4, Weather: Overcast, Rail Position: 6.5 metres Entire Course.



Section	Overall	1400m	1200m	1000m	800m	600m	400m	200m					
Section Times	1:30.56 [6] (0:08.52)	1:22.04 [5] (0:11.99)	1:10.05 [5] (0:12.33)	0:57.72 [6] (0:11.80)	0:45.92 [6] (0:11.60)	0:34.32 [6] (0:10.91)	0:23.41 [5] (0:11.15)	0:12.26 [5] (0:12.26)					
Average Speed [km/h]	40.8	58.3	55.6	59.3	60.6	62.8	62.4	58.6					
Top Speed [km/h]	42.2	61.1	61.0	61.5	62.6	66.9	67.2	65.1					
Avg. Dist. to Rail [m]	0.5	0.3	0.6	1.1	1.0	1.9	5.0	7.4					
Avg. Stride Freq. [Hz]	2.0	2.4	2.3	2.3	2.4	2.5	2.4	2.4					
Avg. Stride Length [m]	5.6	6.8	6.7	7.0	7.1	7.0	7.1	6.9					





**Rockhampton Professional**  
**Race 2: RQ SUPPORTS SAFETY IN RACING - EVERY JOB, EVERY DAY**  
**QTIS 3-Y-O Maiden Handicap - 1300m**  
**03 November 2025 - 13:35**



Track Rating: Good 4, Weather: Overcast, Rail Position: 6.5 metres Entire Course.

Section		Overall				1200m	1000m	800m	600m	400m	Last 600m	
Field Times		1:17.42				1:09.59	0:58.28	0:47.31	0:35.75	0:24.32	0:35.75	
		(0:07.83)				(0:11.31)	(0:10.97)	(0:11.56)	(0:11.43)	(0:11.63)		
Rank	TAB	Horse/Jockey	Barrier	Top Speed [km/h]	Fastest Section							Distance Travelled [m]
1	6	THE KOBAY TRAIN	2	66.7	0:08.03	1:17.42 [1]	1:09.39 [3]	0:58.28 [1]	0:47.31 [1]	0:35.75 [1]	0:24.32 [1]	0:35.75
		Nikki Olzard		1000m	Overall	(0:08.03)	(0:11.11)	(0:10.97)	(0:11.56)	(0:11.43)	(0:11.63)	
2	3	ANNA CHATABOX	4	64.0	0:07.83	1:18.49 [2]	1:10.66 [1]	0:59.25 [2]	0:47.84 [2]	0:35.86 [2]	0:24.44 [2]	0:35.86 +7
		Tasha Chambers		600m	Overall	(0:07.83)	(0:11.41)	(0:11.41)	(0:11.98)	(0:11.42)	(0:11.87)	
3	8	PICNIC BLANKET	5	64.7	0:08.05	1:18.64 [3]	1:10.59 [4]	0:58.90 [5]	0:47.58 [3]	0:35.77 [3]	0:24.08 [3]	0:35.77 +2
		Sean Cormack		1000m	Overall	(0:08.05)	(0:11.69)	(0:11.32)	(0:11.81)	(0:11.69)	(0:11.69)	
4	4	FILLYDELPHIA MISS	6	63.4	0:08.37	1:18.66 [4]	1:10.29 [7]	0:58.63 [7]	0:47.15 [6]	0:35.33 [7]	0:23.63 [5]	0:35.33 +2
		Adam Sewell		1000m	Overall	(0:08.37)	(0:11.66)	(0:11.48)	(0:11.82)	(0:11.70)	(0:11.67)	
5	9	LOUIS AUGUSTE	3	63.5	0:08.02	1:19.09 [5]	1:11.07 [2]	0:59.36 [3]	0:47.86 [5]	0:35.90 [5]	0:24.20 [4]	0:35.90 +3
		Raul Silvera Olivera		600m	Overall	(0:08.02)	(0:11.71)	(0:11.50)	(0:11.96)	(0:11.70)	(0:11.68)	
6	5	CHANTILLY QUEEN	7	63.1	0:08.19	1:19.14 [6]	1:10.95 [6]	0:59.26 [6]	0:47.63 [7]	0:35.83 [6]	0:24.06 [6]	0:35.83 +5
		Chris McIver		800m	Overall	(0:08.19)	(0:11.69)	(0:11.63)	(0:11.80)	(0:11.77)	(0:11.75)	
7	2	BE BOB ALOOLA	1	65.1	0:08.13	1:20.33 [7]	1:12.20 [5]	1:00.59 [4]	0:49.13 [4]	0:37.20 [4]	0:25.17 [7]	0:37.20 +1
		Jackson Murphy		1200m	Overall	(0:08.13)	(0:11.61)	(0:11.46)	(0:11.93)	(0:12.03)	(0:11.93)	

Scratched: Rise And Resist (#1), Who Asked Zou (#7)



Rockhampton Professional  
Race 2: RQ SUPPORTS SAFETY IN RACING - EVERY JOB, EVERY DAY  
QTIS 3-Y-O Maiden Handicap - 1300m  
03 November 2025 - 13:35



Track Rating: Good 4, Weather: Overcast, Rail Position: 6.5 metres Entire Course.

Section						200m			Last 600m
Field Times						0:12.69 (0:12.69)			0:35.75
Rank	TAB	Horse/Jockey	Barrier	Top Speed [km/h]	Fastest Section	Margin		Distance Travelled [m]	
1	6	THE KOBAY TRAIN	2	66.7	0:08.03	0:12.69 [1]	1:17.42	0:35.75	
		Nikki Olzard		1000m	Overall	(0:12.69)			
2	3	ANNA CHATABOX	4	64.0	0:07.83	0:12.57 [2]	6.32L	0:35.86 +7	
		Tasha Chambers		600m	Overall	(0:12.57)			
3	8	PICNIC BLANKET	5	64.7	0:08.05	0:12.39 [3]	7.21L	0:35.77 +2	
		Sean Cormack		1000m	Overall	(0:12.39)			
4	4	FILLYDELPHIA MISS	6	63.4	0:08.37	0:11.96 [5]	7.3L	0:35.33 +2	
		Adam Sewell		1000m	Overall	(0:11.96)			
5	9	LOUIS AUGUSTE	3	63.5	0:08.02	0:12.52 [4]	9.82L	0:35.90 +3	
		Raul Silvera Olivera		600m	Overall	(0:12.52)			
6	5	CHANTILLY QUEEN	7	63.1	0:08.19	0:12.31 [6]	10.15L	0:35.83 +5	
		Chris McIver		800m	Overall	(0:12.31)			
7	2	BE BOB ALOOLA	1	65.1	0:08.13	0:13.24 [7]	17.14L	0:37.20 +1	
		Jackson Murphy		1200m	Overall	(0:13.24)			

Scratched: Rise And Resist (#1), Who Asked Zou (#7)



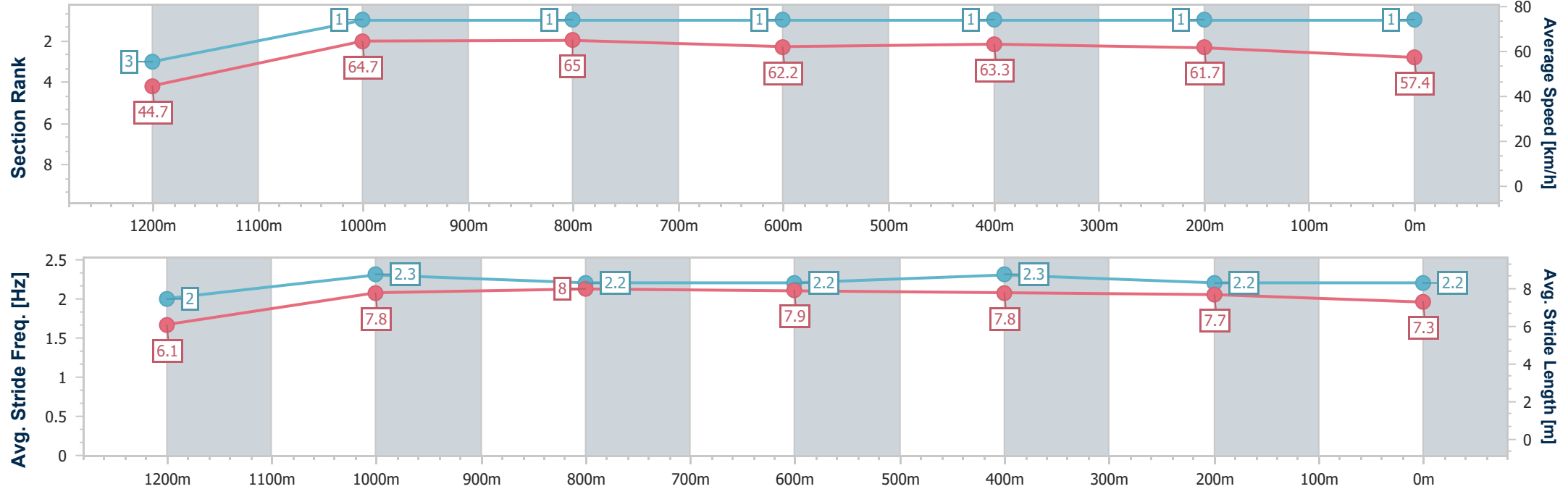
Horse/Jockey Name	The Kobay Train
Final Rank	1
Fastest Section Time (Section)	0:08.03 (Overall)
Top Speed [km/h] (Section)	66.7 (1000m)
Race State	Finished



RockhamptonProfessional  
Race 2: RQ SUPPORTS SAFETY IN RACING - EVERY JOB,  
EVERY DAY QTIS 3-Y-O Maiden Handicap - 1300m  
03 November 2025 - 13:35  
Track Rating: Good 4, Weather: Overcast, Rail Position: 6.5 metres  
Entire Course.



Section	Overall	1200m	1000m	800m	600m	400m	200m						
Section Times	1:17.42 [1] (0:08.03)	1:09.39 [3] (0:11.11)	0:58.28 [1] (0:10.97)	0:47.31 [1] (0:11.56)	0:35.75 [1] (0:11.43)	0:24.32 [1] (0:11.63)	0:12.69 [1] (0:12.69)						
Average Speed [km/h]	44.7	64.7	65.0	62.2	63.3	61.7	57.4						
Top Speed [km/h]	60.8	66.7	66.7	63.9	64.0	63.9	59.9						
Avg. Dist. to Rail [m]	0.9	1.3	1.7	1.1	1.8	1.9	2.2						
Avg. Stride Freq. [Hz]	2.0	2.3	2.2	2.2	2.3	2.2	2.2						
Avg. Stride Length [m]	6.1	7.8	8.0	7.9	7.8	7.7	7.3						



[ ] Ranking at each section and finish  
- - - - - No data available at this section  
NA No data available



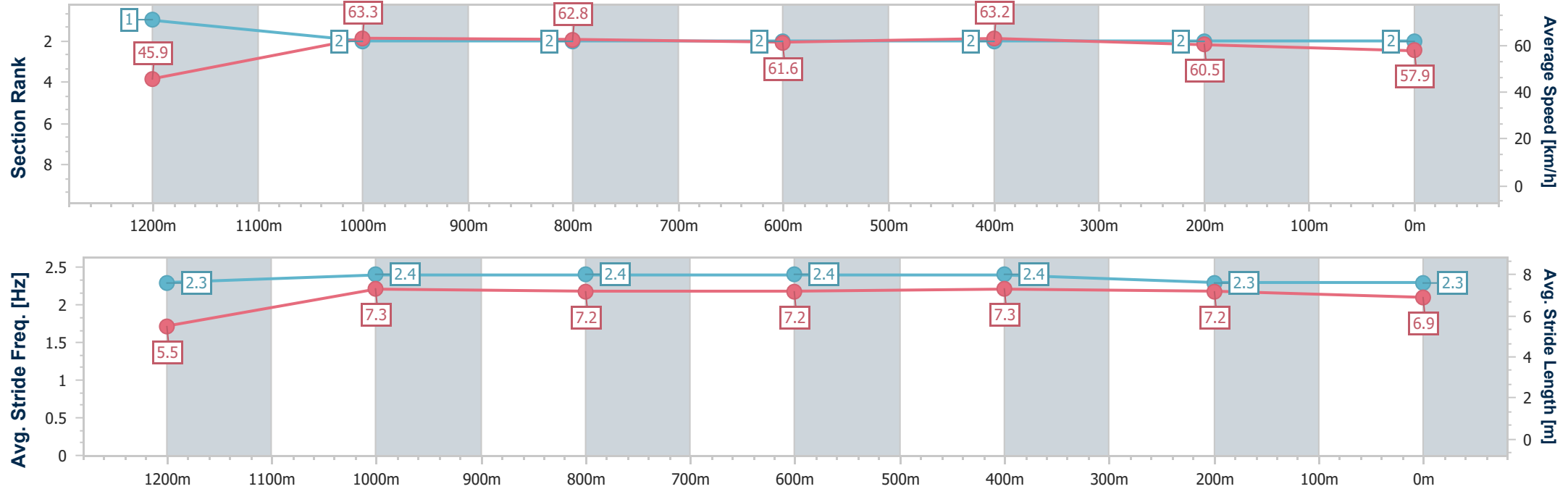
Horse/Jockey Name	Anna Chatabox
Final Rank	2
Fastest Section Time (Section)	0:07.83 (Overall)
Top Speed [km/h] (Section)	64.0 (600m)
Race State	Finished



RockhamptonProfessional  
Race 2: RQ SUPPORTS SAFETY IN RACING - EVERY JOB,  
EVERY DAY QTIS 3-Y-O Maiden Handicap - 1300m  
03 November 2025 - 13:35  
Track Rating: Good 4, Weather: Overcast, Rail Position: 6.5 metres  
Entire Course.



Section	Overall	1200m	1000m	800m	600m	400m	200m						
Section Times	1:18.49 [2] (0:07.83)	1:10.66 [1] (0:11.41)	0:59.25 [2] (0:11.41)	0:47.84 [2] (0:11.98)	0:35.86 [2] (0:11.42)	0:24.44 [2] (0:11.87)	0:12.57 [2] (0:12.57)						
Average Speed [km/h]	45.9	63.3	62.8	61.6	63.2	60.5	57.9						
Top Speed [km/h]	61.8	63.9	64.0	62.2	64.0	62.3	59.8						
Avg. Dist. to Rail [m]	1.5	0.5	0.8	2.9	3.4	4.0	4.5						
Avg. Stride Freq. [Hz]	2.3	2.4	2.4	2.4	2.4	2.3	2.3						
Avg. Stride Length [m]	5.5	7.3	7.2	7.2	7.3	7.2	6.9						





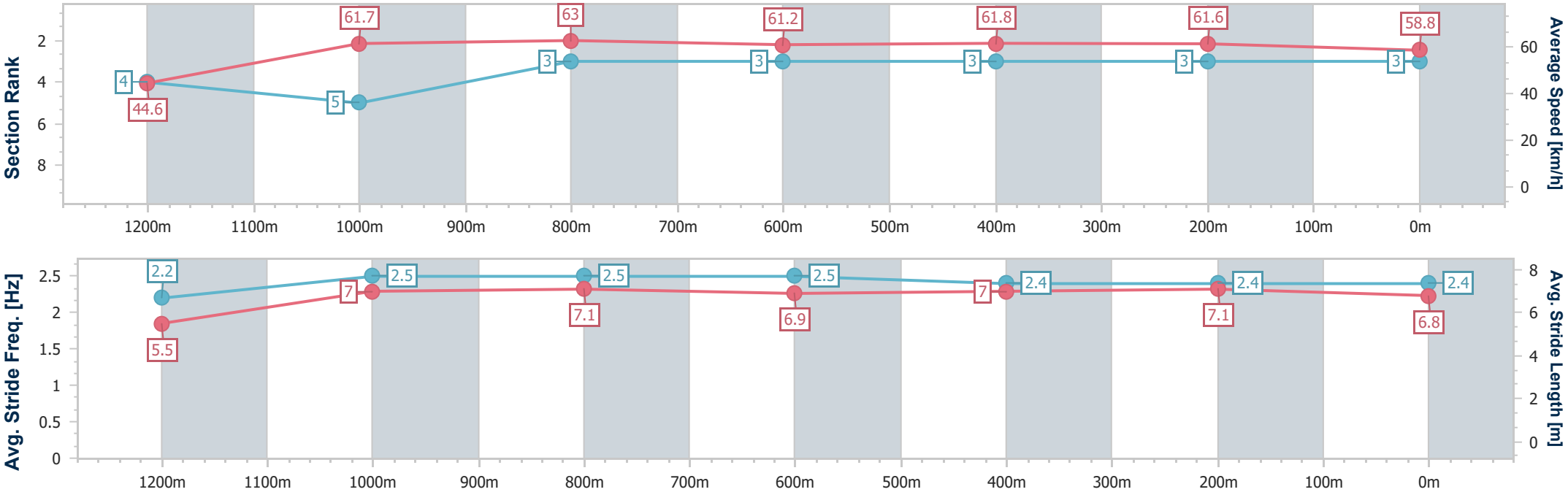
Horse/Jockey Name	Picnic Blanket
Final Rank	3
Fastest Section Time (Section)	0:08.05 (Overall)
Top Speed [km/h] (Section)	64.7 (1000m)
Race State	Finished



RockhamptonProfessional  
Race 2: RQ SUPPORTS SAFETY IN RACING - EVERY JOB,  
EVERY DAY QTIS 3-Y-O Maiden Handicap - 1300m  
03 November 2025 - 13:35  
Track Rating: Good 4, Weather: Overcast, Rail Position: 6.5 metres  
Entire Course.



Section	Overall	1200m	1000m	800m	600m	400m	200m						
Section Times	1:18.64 [3] (0:08.05)	1:10.59 [4] (0:11.69)	0:58.90 [5] (0:11.32)	0:47.58 [3] (0:11.81)	0:35.77 [3] (0:11.69)	0:24.08 [3] (0:11.69)	0:12.39 [3] (0:12.39)						
Average Speed [km/h]	44.6	61.7	63.0	61.2	61.8	61.6	58.8						
Top Speed [km/h]	61.3	63.4	64.7	62.5	62.9	62.2	60.7						
Avg. Dist. to Rail [m]	2.9	0.7	1.3	1.1	3.3	4.4	5.5						
Avg. Stride Freq. [Hz]	2.2	2.5	2.5	2.5	2.4	2.4	2.4						
Avg. Stride Length [m]	5.5	7.0	7.1	6.9	7.0	7.1	6.8						





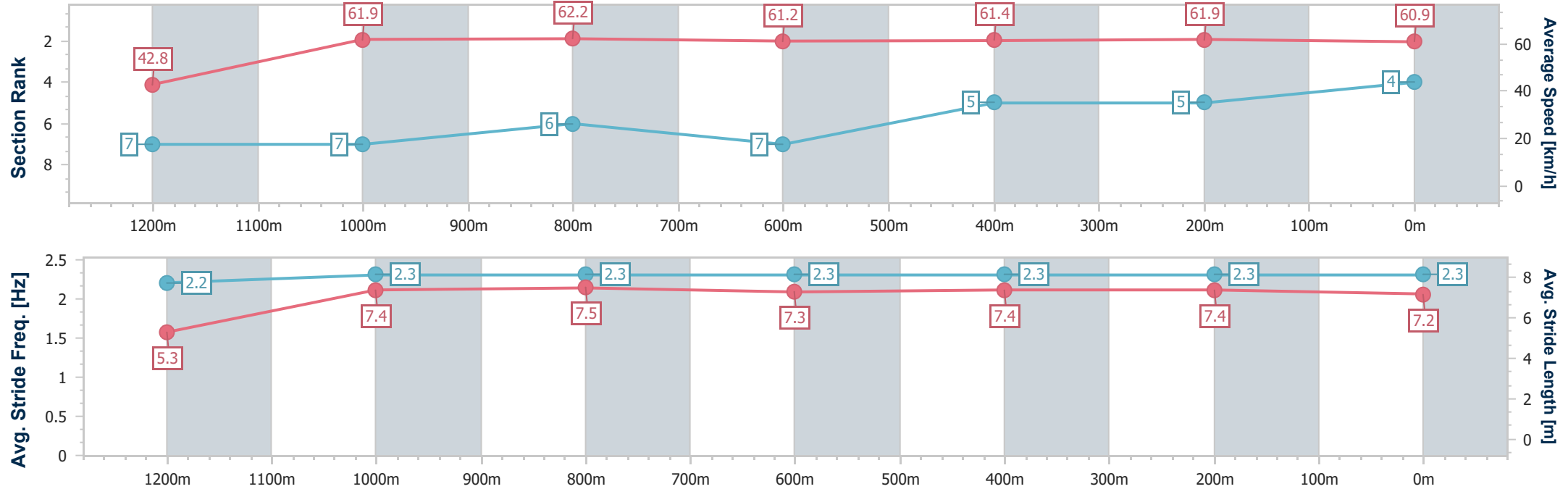
Horse/Jockey Name	Fillydelphia Miss
Final Rank	4
Fastest Section Time (Section)	0:08.37 (Overall)
Top Speed [km/h] (Section)	63.4 (1000m)
Race State	Finished



RockhamptonProfessional  
Race 2: RQ SUPPORTS SAFETY IN RACING - EVERY JOB,  
EVERY DAY QTIS 3-Y-O Maiden Handicap - 1300m  
03 November 2025 - 13:35  
Track Rating: Good 4, Weather: Overcast, Rail Position: 6.5 metres  
Entire Course.



Section	Overall	1200m	1000m	800m	600m	400m	200m						
Section Times	1:18.66 [4] (0:08.37)	1:10.29 [7] (0:11.66)	0:58.63 [7] (0:11.48)	0:47.15 [6] (0:11.82)	0:35.33 [7] (0:11.70)	0:23.63 [5] (0:11.67)	0:11.96 [5] (0:11.96)						
Average Speed [km/h]	42.8	61.9	62.2	61.2	61.4	61.9	60.9						
Top Speed [km/h]	59.5	63.2	63.4	62.9	63.4	63.1	62.5						
Avg. Dist. to Rail [m]	2.8	0.4	1.1	0.9	2.9	3.0	3.1						
Avg. Stride Freq. [Hz]	2.2	2.3	2.3	2.3	2.3	2.3	2.3						
Avg. Stride Length [m]	5.3	7.4	7.5	7.3	7.4	7.4	7.2						





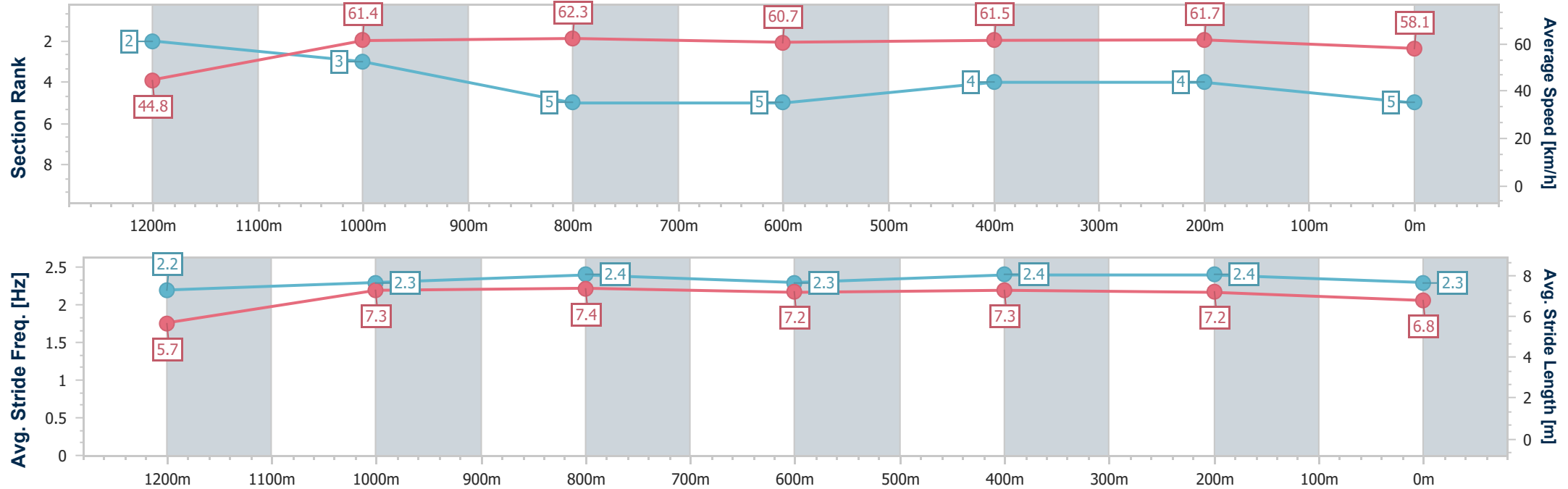
Horse/Jockey Name	Louis Auguste
Final Rank	5
Fastest Section Time (Section)	0:08.02 (Overall)
Top Speed [km/h] (Section)	63.5 (600m)
Race State	Finished



RockhamptonProfessional  
Race 2: RQ SUPPORTS SAFETY IN RACING - EVERY JOB,  
EVERY DAY QTIS 3-Y-O Maiden Handicap - 1300m  
03 November 2025 - 13:35  
Track Rating: Good 4, Weather: Overcast, Rail Position: 6.5 metres  
Entire Course.



Section	Overall	1200m	1000m	800m	600m	400m	200m						
Section Times	1:19.09 [5] (0:08.02)	1:11.07 [2] (0:11.71)	0:59.36 [3] (0:11.50)	0:47.86 [5] (0:11.96)	0:35.90 [5] (0:11.70)	0:24.20 [4] (0:11.68)	0:12.52 [4] (0:12.52)						
Average Speed [km/h]	44.8	61.4	62.3	60.7	61.5	61.7	58.1						
Top Speed [km/h]	59.9	62.2	62.9	62.5	63.5	63.3	60.5						
Avg. Dist. to Rail [m]	1.9	1.6	0.8	1.4	3.1	5.0	6.1						
Avg. Stride Freq. [Hz]	2.2	2.3	2.4	2.3	2.4	2.4	2.3						
Avg. Stride Length [m]	5.7	7.3	7.4	7.2	7.3	7.2	6.8						





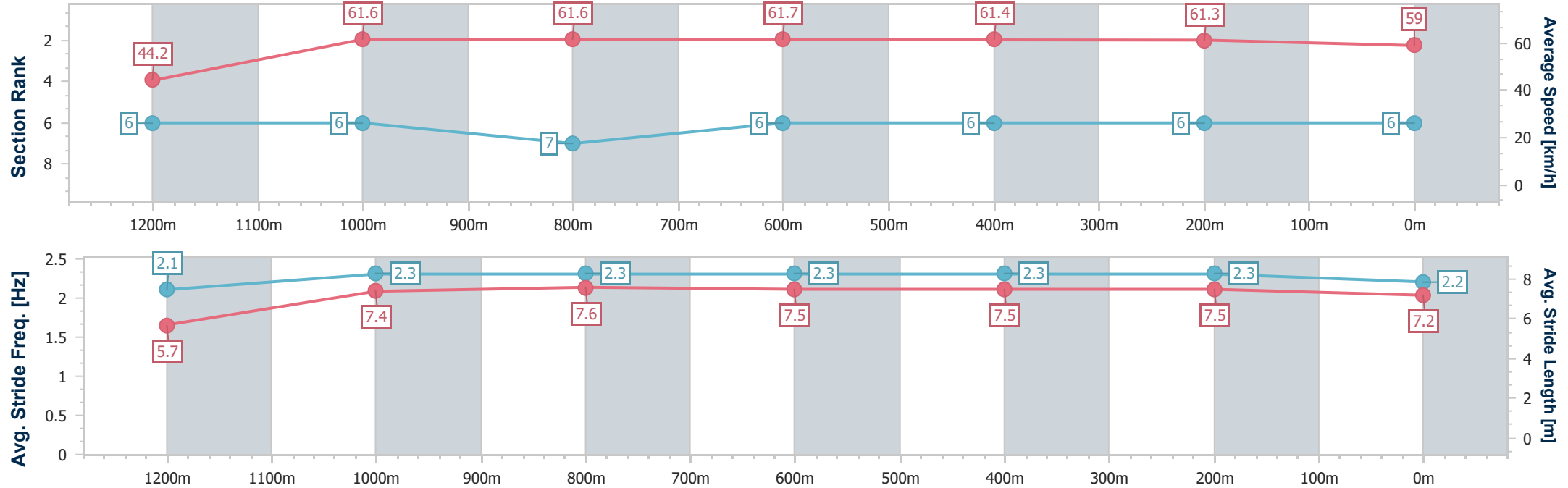
Horse/Jockey Name	Chantilly Queen
Final Rank	6
Fastest Section Time (Section)	0:08.19 (Overall)
Top Speed [km/h] (Section)	63.1 (800m)
Race State	Finished



RockhamptonProfessional  
Race 2: RQ SUPPORTS SAFETY IN RACING - EVERY JOB,  
EVERY DAY QTIS 3-Y-O Maiden Handicap - 1300m  
03 November 2025 - 13:35  
Track Rating: Good 4, Weather: Overcast, Rail Position: 6.5 metres  
Entire Course.



Section	Overall	1200m	1000m	800m	600m	400m	200m						
Section Times	1:19.14 [6] (0:08.19)	1:10.95 [6] (0:11.69)	0:59.26 [6] (0:11.63)	0:47.63 [7] (0:11.80)	0:35.83 [6] (0:11.77)	0:24.06 [6] (0:11.75)	0:12.31 [6] (0:12.31)						
Average Speed [km/h]	44.2	61.6	61.6	61.7	61.4	61.3	59.0						
Top Speed [km/h]	60.6	63.0	63.1	63.1	61.8	61.8	60.9						
Avg. Dist. to Rail [m]	4.0	0.9	0.4	1.6	4.8	5.2	4.9						
Avg. Stride Freq. [Hz]	2.1	2.3	2.3	2.3	2.3	2.3	2.2						
Avg. Stride Length [m]	5.7	7.4	7.6	7.5	7.5	7.5	7.2						





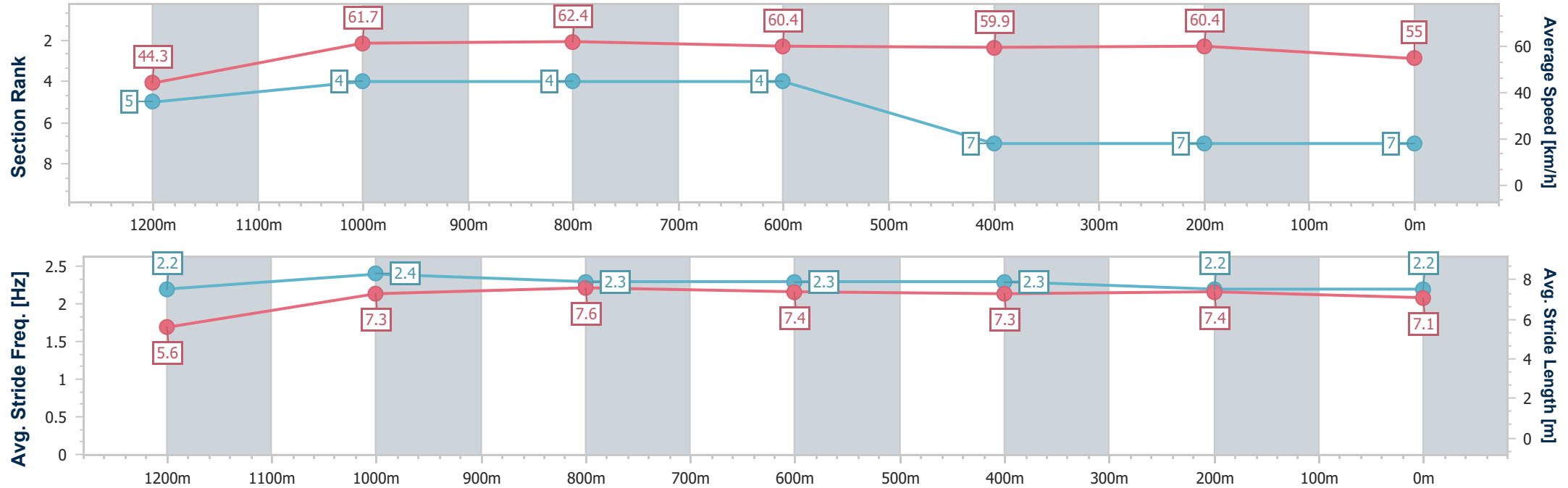
Horse/Jockey Name	Be Bob Aloola
Final Rank	7
Fastest Section Time (Section)	0:08.13 (Overall)
Top Speed [km/h] (Section)	65.1 (1200m)
Race State	Finished



RockhamptonProfessional  
Race 2: RQ SUPPORTS SAFETY IN RACING - EVERY JOB,  
EVERY DAY QTIS 3-Y-O Maiden Handicap - 1300m  
03 November 2025 - 13:35  
Track Rating: Good 4, Weather: Overcast, Rail Position: 6.5 metres  
Entire Course.



Section	Overall	1200m	1000m	800m	600m	400m	200m						
Section Times	1:20.33 [7] (0:08.13)	1:12.20 [5] (0:11.61)	1:00.59 [4] (0:11.46)	0:49.13 [4] (0:11.93)	0:37.20 [4] (0:12.03)	0:25.17 [7] (0:11.93)	0:13.24 [7] (0:13.24)						
Average Speed [km/h]	44.3	61.7	62.4	60.4	59.9	60.4	55.0						
Top Speed [km/h]	57.4	65.1	62.8	61.8	61.4	61.4	58.3						
Avg. Dist. to Rail [m]	1.4	1.5	1.6	1.1	1.6	2.3	4.5						
Avg. Stride Freq. [Hz]	2.2	2.4	2.3	2.3	2.3	2.2	2.2						
Avg. Stride Length [m]	5.6	7.3	7.6	7.4	7.3	7.4	7.1						





RockhamptonProfessional  
Race 3: ROCKHAMPTON BUSINESS MACHINES QTIS Three-Year-Old  
Maiden Plate - 1050m  
03 November 2025 - 14:16



Track Rating: Good 4, Weather: Overcast, Rail Position: 6.5 metres Entire Course.

Section						Overall	1000m	800m	600m	400m	200m	Last 600m		
Field Times						0:59.99 (0:04.28)	0:55.71 (0:10.82)	0:44.89 (0:10.96)	0:33.93 (0:10.46)	0:23.47 (0:11.09)	0:12.38 (0:12.38)	0:33.93		
Rank	TAB	Horse/Jockey	Barrier	Top Speed [km/h]	Fastest Section							Margin	Distance Travelled [m]	
1	6	OLD GOLD	4	70.0	0:04.28	0:59.99 [1]	0:55.71 [1]	0:44.89 [1]	0:33.93 [1]	0:23.47 [1]	0:12.38 [1]	0:59.99	0:33.93	
		Ashley Butler		600m	Overall	(0:04.28)	(0:10.82)	(0:10.96)	(0:10.46)	(0:11.09)	(0:12.38)			
2	1	AUGUST JOE	2	67.5	0:04.29	1:00.62 [2]	0:56.33 [2]	0:45.14 [2]	0:34.16 [2]	0:23.37 [2]	0:12.30 [2]	3.71L	0:34.16	-4
		Adam Sewell		600m	Overall	(0:04.29)	(0:11.19)	(0:10.98)	(0:10.79)	(0:11.07)	(0:12.30)			
3	2	BITTER SPIRIT	7	69.4	0:04.78	1:00.68 [3]	0:55.90 [8]	0:44.43 [8]	0:33.45 [7]	0:22.90 [6]	0:11.97 [5]	4.06L	0:33.45	+1
		Sean Cormack		600m	Overall	(0:04.78)	(0:11.47)	(0:10.98)	(0:10.55)	(0:10.93)	(0:11.97)			
4	5	MARRERO	5	69.9	0:04.64	1:00.96 [4]	0:56.32 [7]	0:44.93 [6]	0:33.95 [6]	0:23.38 [4]	0:12.34 [4]	5.76L	0:33.95	+0
		Chris McIver		600m	Overall	(0:04.64)	(0:11.39)	(0:10.98)	(0:10.57)	(0:11.04)	(0:12.34)			
5	4	HEROIC TALENT	6	68.5	0:04.59	1:01.01 [5]	0:56.42 [6]	0:44.82 [7]	0:33.74 [8]	0:22.83 [8]	0:11.82 [8]	6L	0:33.74	+6
		Raul Silvera Olivera		800m	Overall	(0:04.59)	(0:11.60)	(0:11.08)	(0:10.91)	(0:11.01)	(0:11.82)			
6	10	MADAM MAGPIE	8	68.0	0:04.42	1:01.11 [6]	0:56.69 [3]	0:45.46 [4]	0:34.36 [4]	0:23.51 [5]	0:12.25 [6]	6.59L	0:34.36	+5
		Tom Orr		600m	Overall	(0:04.42)	(0:11.23)	(0:11.10)	(0:10.85)	(0:11.26)	(0:12.25)			
7	3	BONEWOOD	1	68.1	0:04.51	1:01.30 [7]	0:56.79 [5]	0:45.70 [3]	0:34.60 [3]	0:23.87 [3]	0:12.72 [3]	7.76L	0:34.60	+0
		Ryan Wiggins		600m	Overall	(0:04.51)	(0:11.09)	(0:11.10)	(0:10.73)	(0:11.15)	(0:12.72)			
8	9	CASCIA	3	67.0	0:04.49	1:01.69 [8]	0:57.20 [4]	0:46.04 [5]	0:34.86 [5]	0:23.81 [7]	0:12.54 [7]	10.05L	0:34.86	+4
		Natalea Summers		600m	Overall	(0:04.49)	(0:11.16)	(0:11.18)	(0:11.05)	(0:11.27)	(0:12.54)			

Scratched: Precise Torque (#7), Union Delegate (#8)



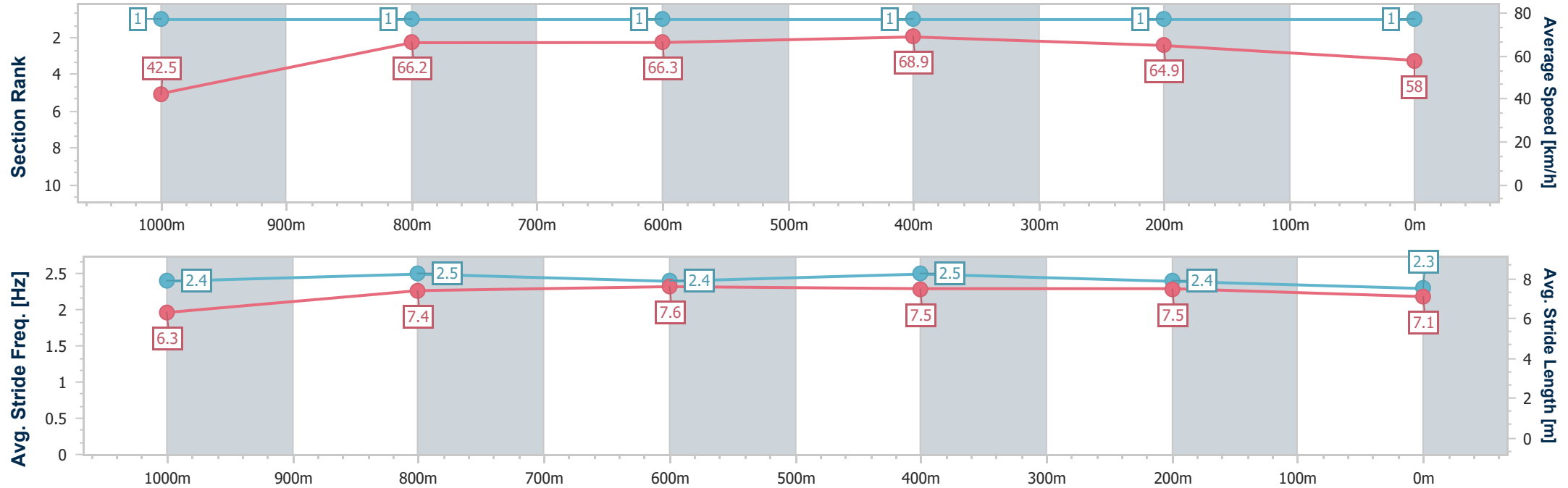
Horse/Jockey Name	Old Gold
Final Rank	1
Fastest Section Time (Section)	0:04.28 (Overall)
Top Speed [km/h] (Section)	70.0 (600m)
Race State	Finished



RockhamptonProfessional  
Race 3: ROCKHAMPTON BUSINESS MACHINES QTIS Three-  
Year-Old Maiden Plate - 1050m  
03 November 2025 - 14:16  
Track Rating: Good 4, Weather: Overcast, Rail Position: 6.5 metres  
Entire Course.



Section	Overall	1000m	800m	600m	400m	200m							
Section Times	0:59.99 [1] (0:04.28)	0:55.71 [1] (0:10.82)	0:44.89 [1] (0:10.96)	0:33.93 [1] (0:10.46)	0:23.47 [1] (0:11.09)	0:12.38 [1] (0:12.38)							
Average Speed [km/h]	42.5	66.2	66.3	68.9	64.9	58.0							
Top Speed [km/h]	58.2	68.2	68.0	70.0	67.9	62.0							
Avg. Dist. to Rail [m]	1.3	0.8	1.2	2.7	2.2	2.3							
Avg. Stride Freq. [Hz]	2.4	2.5	2.4	2.5	2.4	2.3							
Avg. Stride Length [m]	6.3	7.4	7.6	7.5	7.5	7.1							





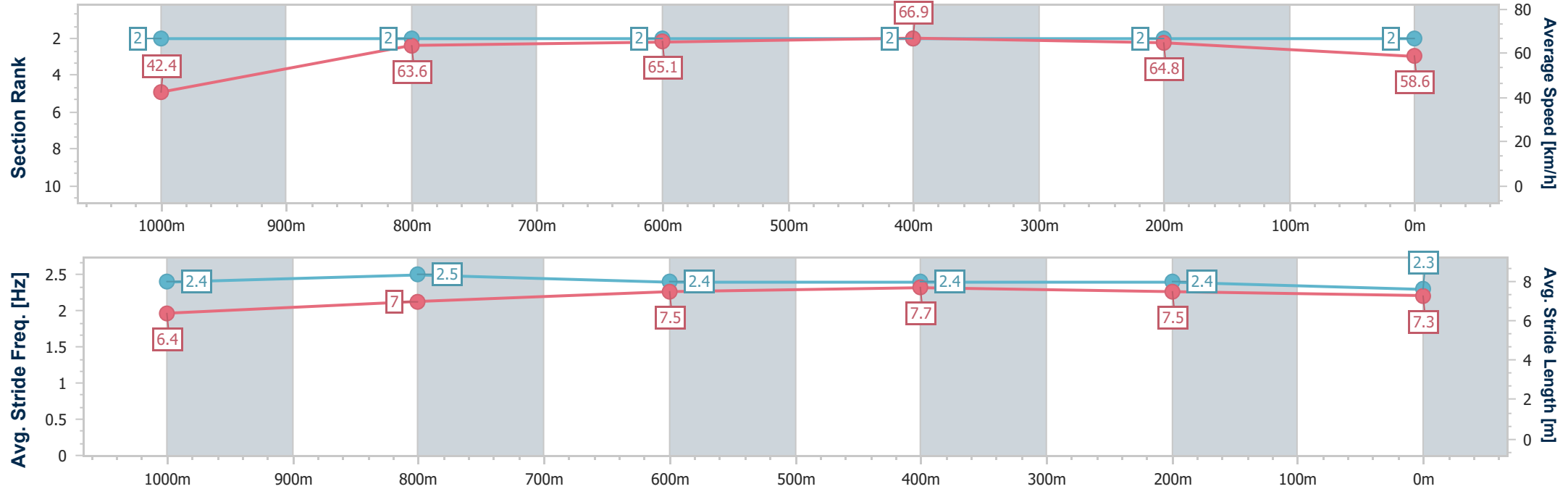
Horse/Jockey Name	August Joe
Final Rank	2
Fastest Section Time (Section)	0:04.29 (Overall)
Top Speed [km/h] (Section)	67.5 (600m)
Race State	Finished



RockhamptonProfessional  
Race 3: ROCKHAMPTON BUSINESS MACHINES QTIS Three-  
Year-Old Maiden Plate - 1050m  
03 November 2025 - 14:16  
Track Rating: Good 4, Weather: Overcast, Rail Position: 6.5 metres  
Entire Course.



Section	Overall	1000m	800m	600m	400m	200m								
Section Times	1:00.62 [2] (0:04.29)	0:56.33 [2] (0:11.19)	0:45.14 [2] (0:10.98)	0:34.16 [2] (0:10.79)	0:23.37 [2] (0:11.07)	0:12.30 [2] (0:12.30)								
Average Speed [km/h]	42.4	63.6	65.1	66.9	64.8	58.6								
Top Speed [km/h]	58.0	65.4	65.9	67.5	67.1	62.4								
Avg. Dist. to Rail [m]	0.4	1.3	0.9	0.1	0.3	1.2								
Avg. Stride Freq. [Hz]	2.4	2.5	2.4	2.4	2.4	2.3								
Avg. Stride Length [m]	6.4	7.0	7.5	7.7	7.5	7.3								



[ ] Ranking at each section and finish  
-.-.- No data available at this section  
NA No data available



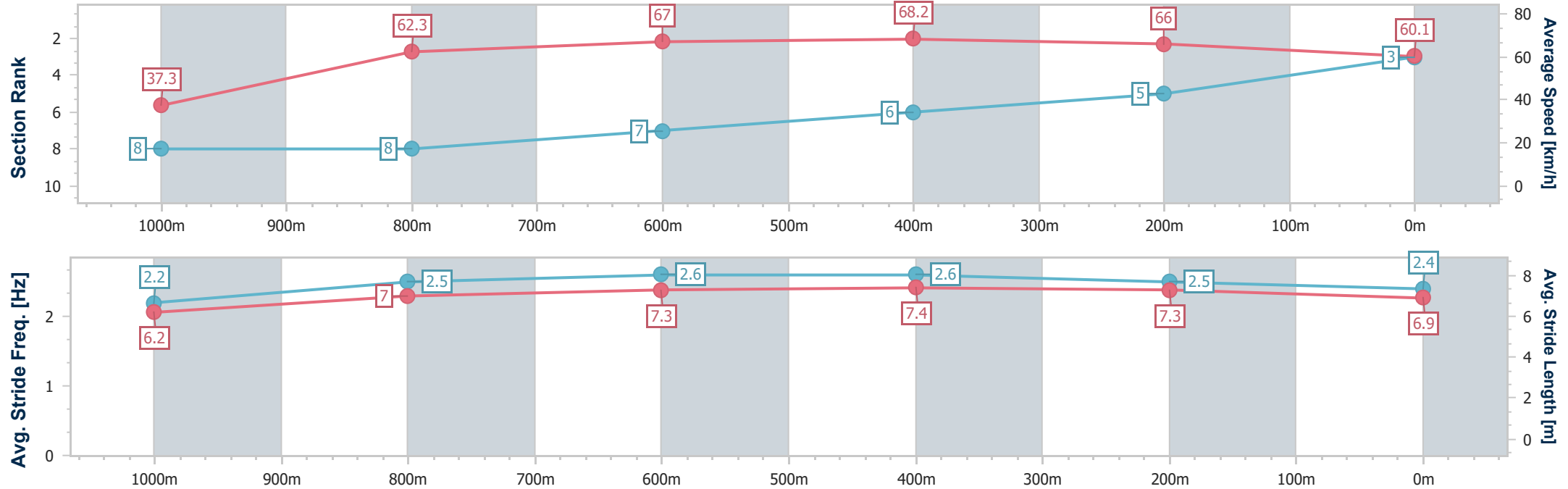
Horse/Jockey Name	Bitter Spirit
Final Rank	3
Fastest Section Time (Section)	0:04.78 (Overall)
Top Speed [km/h] (Section)	69.4 (600m)
Race State	Finished



RockhamptonProfessional  
Race 3: ROCKHAMPTON BUSINESS MACHINES QTIS Three-  
Year-Old Maiden Plate - 1050m  
03 November 2025 - 14:16  
Track Rating: Good 4, Weather: Overcast, Rail Position: 6.5 metres  
Entire Course.



Section	Overall	1000m	800m	600m	400m	200m								
Section Times	1:00.68 [3] (0:04.78)	0:55.90 [8] (0:11.47)	0:44.43 [8] (0:10.98)	0:33.45 [7] (0:10.55)	0:22.90 [6] (0:10.93)	0:11.97 [5] (0:11.97)								
Average Speed [km/h]	37.3	62.3	67.0	68.2	66.0	60.1								
Top Speed [km/h]	54.2	67.1	68.7	69.4	68.8	63.6								
Avg. Dist. to Rail [m]	4.3	1.5	2.3	5.9	6.9	6.4								
Avg. Stride Freq. [Hz]	2.2	2.5	2.6	2.6	2.5	2.4								
Avg. Stride Length [m]	6.2	7.0	7.3	7.4	7.3	6.9								





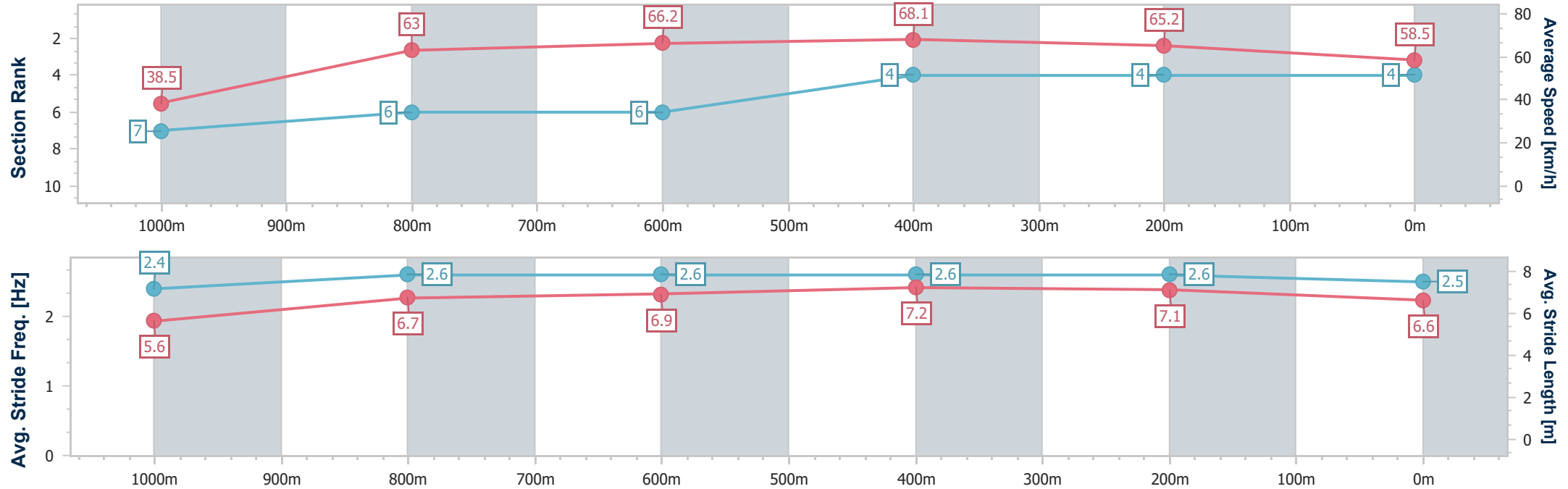
Horse/Jockey Name	Marrero
Final Rank	4
Fastest Section Time (Section)	0:04.64 (Overall)
Top Speed [km/h] (Section)	69.9 (600m)
Race State	Finished



RockhamptonProfessional  
Race 3: ROCKHAMPTON BUSINESS MACHINES QTIS Three-  
Year-Old Maiden Plate - 1050m  
03 November 2025 - 14:16  
Track Rating: Good 4, Weather: Overcast, Rail Position: 6.5 metres  
Entire Course.



Section	Overall	1000m	800m	600m	400m	200m								
Section Times	1:00.96 [4] (0:04.64)	0:56.32 [7] (0:11.39)	0:44.93 [6] (0:10.98)	0:33.95 [6] (0:10.57)	0:23.38 [4] (0:11.04)	0:12.34 [4] (0:12.34)								
Average Speed [km/h]	38.5	63.0	66.2	68.1	65.2	58.5								
Top Speed [km/h]	54.9	66.8	67.7	69.9	68.8	62.3								
Avg. Dist. to Rail [m]	2.0	0.9	1.2	1.9	1.0	1.0								
Avg. Stride Freq. [Hz]	2.4	2.6	2.6	2.6	2.6	2.5								
Avg. Stride Length [m]	5.6	6.7	6.9	7.2	7.1	6.6								





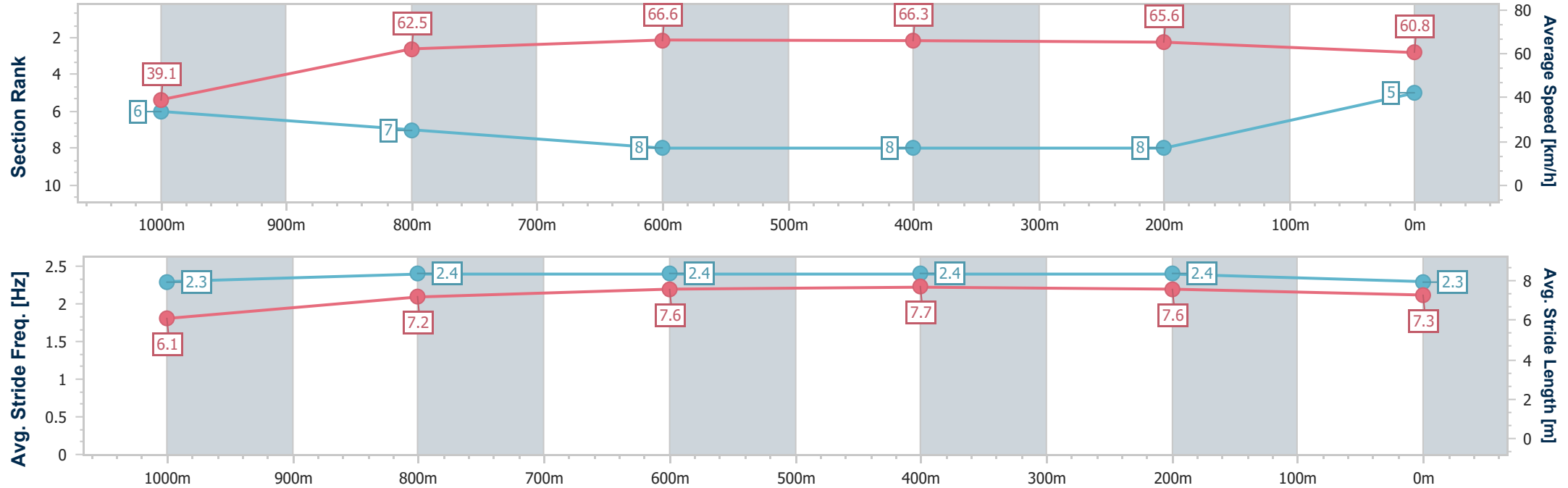
Horse/Jockey Name	Heroic Talent
Final Rank	5
Fastest Section Time (Section)	0:04.59 (Overall)
Top Speed [km/h] (Section)	68.5 (800m)
Race State	Finished



RockhamptonProfessional  
Race 3: ROCKHAMPTON BUSINESS MACHINES QTIS Three-  
Year-Old Maiden Plate - 1050m  
03 November 2025 - 14:16  
Track Rating: Good 4, Weather: Overcast, Rail Position: 6.5 metres  
Entire Course.



Section	Overall	1000m	800m	600m	400m	200m								
Section Times	1:01.01 [5] (0:04.59)	0:56.42 [6] (0:11.60)	0:44.82 [7] (0:11.08)	0:33.74 [8] (0:10.91)	0:22.83 [8] (0:11.01)	0:11.82 [8] (0:11.82)								
Average Speed [km/h]	39.1	62.5	66.6	66.3	65.6	60.8								
Top Speed [km/h]	56.1	66.5	68.5	67.9	67.9	65.4								
Avg. Dist. to Rail [m]	4.4	1.2	3.7	5.5	3.2	3.5								
Avg. Stride Freq. [Hz]	2.3	2.4	2.4	2.4	2.4	2.3								
Avg. Stride Length [m]	6.1	7.2	7.6	7.7	7.6	7.3								





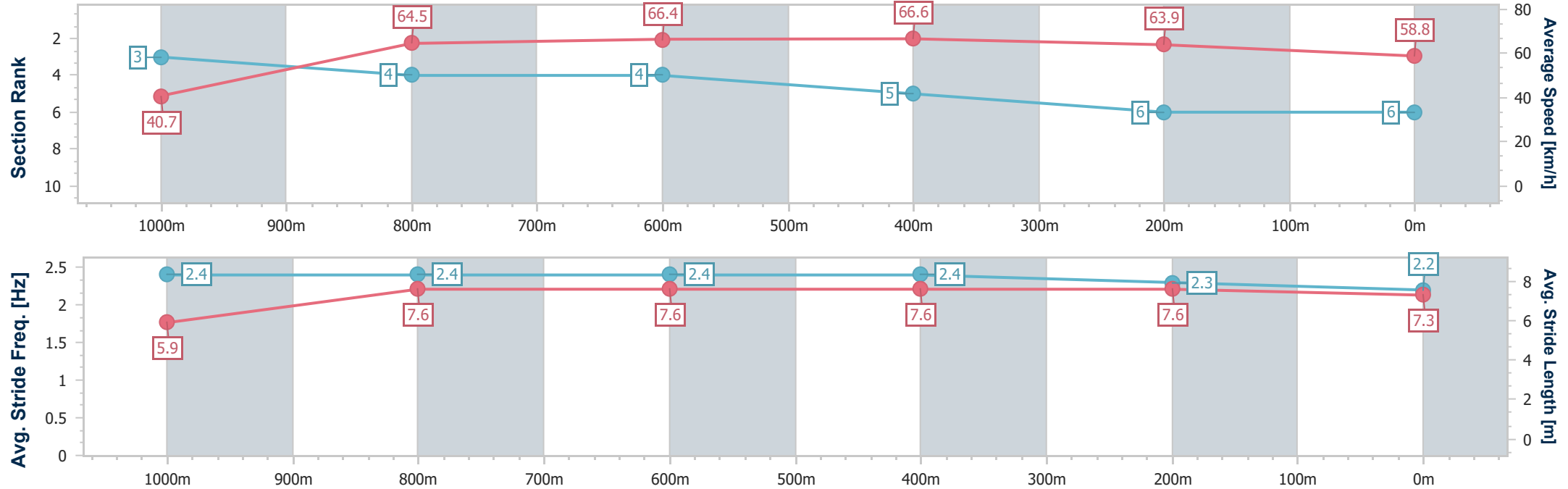
Horse/Jockey Name	Madam Magpie
Final Rank	6
Fastest Section Time (Section)	0:04.42 (Overall)
Top Speed [km/h] (Section)	68.0 (600m)
Race State	Finished



RockhamptonProfessional  
Race 3: ROCKHAMPTON BUSINESS MACHINES QTIS Three-  
Year-Old Maiden Plate - 1050m  
03 November 2025 - 14:16  
Track Rating: Good 4, Weather: Overcast, Rail Position: 6.5 metres  
Entire Course.



Section	Overall	1000m	800m	600m	400m	200m								
Section Times	1:01.11 [6] (0:04.42)	0:56.69 [3] (0:11.23)	0:45.46 [4] (0:11.10)	0:34.36 [4] (0:10.85)	0:23.51 [5] (0:11.26)	0:12.25 [6] (0:12.25)								
Average Speed [km/h]	40.7	64.5	66.4	66.6	63.9	58.8								
Top Speed [km/h]	57.4	66.7	67.9	68.0	66.4	61.4								
Avg. Dist. to Rail [m]	4.1	0.8	3.1	5.9	6.2	6.8								
Avg. Stride Freq. [Hz]	2.4	2.4	2.4	2.4	2.3	2.2								
Avg. Stride Length [m]	5.9	7.6	7.6	7.6	7.6	7.3								





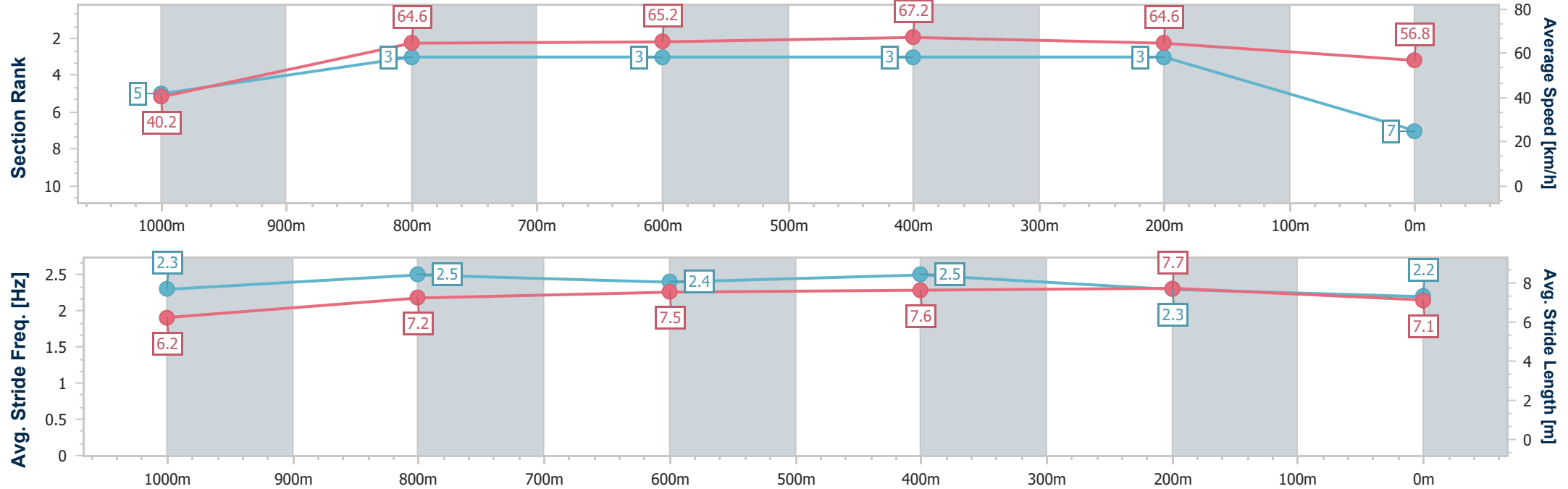
Horse/Jockey Name	Bonewood
Final Rank	7
Fastest Section Time (Section)	0:04.51 (Overall)
Top Speed [km/h] (Section)	68.1 (600m)
Race State	Finished



RockhamptonProfessional  
Race 3: ROCKHAMPTON BUSINESS MACHINES QTIS Three-  
Year-Old Maiden Plate - 1050m  
03 November 2025 - 14:16  
Track Rating: Good 4, Weather: Overcast, Rail Position: 6.5 metres  
Entire Course.



Section	Overall	1000m	800m	600m	400m	200m								
Section Times	1:01.30 [7] (0:04.51)	0:56.79 [5] (0:11.09)	0:45.70 [3] (0:11.10)	0:34.60 [3] (0:10.73)	0:23.87 [3] (0:11.15)	0:12.72 [3] (0:12.72)								
Average Speed [km/h]	40.2	64.6	65.2	67.2	64.6	56.8								
Top Speed [km/h]	56.5	67.6	66.7	68.1	68.1	61.4								
Avg. Dist. to Rail [m]	0.8	0.8	1.4	2.3	4.0	4.2								
Avg. Stride Freq. [Hz]	2.3	2.5	2.4	2.5	2.3	2.2								
Avg. Stride Length [m]	6.2	7.2	7.5	7.6	7.7	7.1								





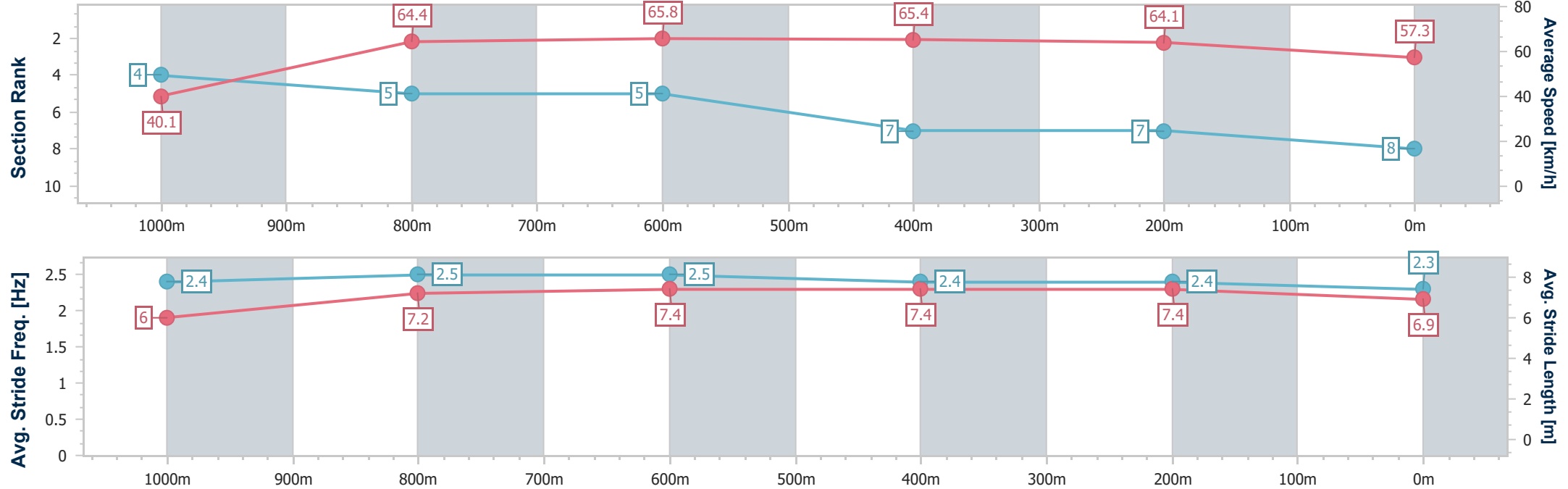
Horse/Jockey Name	Cascia
Final Rank	8
Fastest Section Time (Section)	0:04.49 (Overall)
Top Speed [km/h] (Section)	67.0 (600m)
Race State	Finished



RockhamptonProfessional  
Race 3: ROCKHAMPTON BUSINESS MACHINES QTIS Three-  
Year-Old Maiden Plate - 1050m  
03 November 2025 - 14:16  
Track Rating: Good 4, Weather: Overcast, Rail Position: 6.5 metres  
Entire Course.



Section	Overall	1000m	800m	600m	400m	200m								
Section Times	1:01.69 [8] (0:04.49)	0:57.20 [4] (0:11.16)	0:46.04 [5] (0:11.18)	0:34.86 [5] (0:11.05)	0:23.81 [7] (0:11.27)	0:12.54 [7] (0:12.54)								
Average Speed [km/h]	40.1	64.4	65.8	65.4	64.1	57.3								
Top Speed [km/h]	56.8	66.4	66.9	67.0	66.8	61.4								
Avg. Dist. to Rail [m]	0.9	0.4	2.9	6.0	5.4	6.0								
Avg. Stride Freq. [Hz]	2.4	2.5	2.5	2.4	2.4	2.3								
Avg. Stride Length [m]	6.0	7.2	7.4	7.4	7.4	6.9								





# Rockhampton Professional

## Race 4: LINCON HIRE AND SALES RATINGS BAND 0 - 55 Handicap - 1600m

03 November 2025 - 14:50



Track Rating: Good 4, Weather: Overcast, Rail Position: 6.5 metres Entire Course.

Section					Overall	1400m	1200m	1000m	800m	600m	400m	Last 600m		
Field Times					1:36.23 (0:13.70)	1:22.53 (0:11.52)	1:11.01 (0:11.88)	0:59.13 (0:11.83)	0:47.30 (0:11.88)	0:35.42 (0:11.57)	0:23.85 (0:11.63)	0:35.42		
Rank	TAB	Horse/Jockey	Barrier	Top Speed [km/h]	Fastest Section									Distance Travelled [m]
1	7	NATIVE BEE	2	63.8	0:11.40	1:36.23 [1]	1:22.18 [4]	1:10.58 [3]	0:58.69 [4]	0:46.92 [4]	0:35.12 [4]	0:23.72 [2]	0:35.12	
		Warwick Satherley		600m	600m	(0:14.05)	(0:11.60)	(0:11.89)	(0:11.77)	(0:11.80)	(0:11.40)	(0:11.50)		
2	9	ROY'S ROAD	1	64.1	0:11.49	1:36.39 [2]	1:22.04 [6]	1:10.39 [6]	0:58.68 [6]	0:46.87 [6]	0:35.10 [6]	0:23.61 [5]	0:35.10	+2
		Brooke Johnson		600m	600m	(0:14.35)	(0:11.65)	(0:11.71)	(0:11.81)	(0:11.77)	(0:11.49)	(0:11.57)		
3	5	HOT SUMMER	7	63.3	0:11.47	1:36.89 [3]	1:22.71 [5]	1:10.91 [5]	0:59.44 [3]	0:47.80 [3]	0:35.80 [3]	0:24.17 [4]	0:35.80	+7
		Jackson Murphy		1200m	1200m	(0:14.18)	(0:11.80)	(0:11.47)	(0:11.64)	(0:12.00)	(0:11.63)	(0:11.74)		
4	4	CITIROC	4	63.9	0:11.49	1:36.91 [4]	1:23.08 [2]	1:11.51 [2]	0:59.61 [2]	0:47.83 [2]	0:35.84 [2]	0:24.35 [3]	0:35.84	+5
		Tom Orr		600m	600m	(0:13.83)	(0:11.57)	(0:11.90)	(0:11.78)	(0:11.99)	(0:11.49)	(0:11.67)		
5	8	GRUMPYWANTSATISSUE	6	62.6	0:11.66	1:36.98 [5]	1:22.96 [3]	1:11.18 [4]	0:59.37 [5]	0:47.58 [5]	0:35.73 [5]	0:23.99 [7]	0:35.73	+4
		Chris McIver		800m	400m	(0:14.02)	(0:11.78)	(0:11.81)	(0:11.79)	(0:11.85)	(0:11.74)	(0:11.66)		
6	2	ICONIC PRINCE	5	63.9	0:11.35	1:37.14 [6]	1:22.78 [7]	1:11.05 [7]	0:59.24 [7]	0:47.49 [7]	0:35.69 [7]	0:24.34 [6]	0:35.69	+5
		Sean Cormack		600m	600m	(0:14.36)	(0:11.73)	(0:11.81)	(0:11.75)	(0:11.80)	(0:11.35)	(0:11.57)		
7	1	I SAY BOOM	3	63.4	0:11.52	1:37.33 [7]	1:23.63 [1]	1:12.11 [1]	1:00.23 [1]	0:48.40 [1]	0:36.52 [1]	0:24.95 [1]	0:36.52	+2
		Nikki Olzard		1400m	1400m	(0:13.70)	(0:11.52)	(0:11.88)	(0:11.83)	(0:11.88)	(0:11.57)	(0:11.81)		

Scratched: Battlespace (#3), Peaking Tom (#6)



# Rockhampton Professional

## Race 4: LINCON HIRE AND SALES RATINGS BAND 0 - 55 Handicap - 1600m

03 November 2025 - 14:50



Track Rating: Good 4, Weather: Overcast, Rail Position: 6.5 metres Entire Course.

Section				200m				Last 600m	
Field Times				0:12.22		(0:12.22)		0:35.42	
Rank	TAB	Horse/Jockey	Barrier	Top Speed [km/h]	Fastest Section	Margin		Distance Travelled [m]	
1	7	NATIVE BEE	2	63.8	0:11.40	0:12.22 [1]	1:36.23	0:35.12	
		Warwick Satherley		600m	600m	(0:12.22)			
2	9	ROY'S ROAD	1	64.1	0:11.49	0:12.04 [4]	0.96L	0:35.10 +2	
		Brooke Johnson		600m	600m	(0:12.04)			
3	5	HOT SUMMER	7	63.3	0:11.47	0:12.43 [6]	3.87L	0:35.80 +7	
		Jackson Murphy		1200m	1200m	(0:12.43)			
4	4	CITIROC	4	63.9	0:11.49	0:12.68 [3]	4.02L	0:35.84 +5	
		Tom Orr		600m	600m	(0:12.68)			
5	8	GRUMPYWANTSATISSUE	6	62.6	0:11.66	0:12.33 [7]	4.38L	0:35.73 +4	
		Chris McIver		800m	400m	(0:12.33)			
6	2	ICONIC PRINCE	5	63.9	0:11.35	0:12.77 [5]	5.37L	0:35.69 +5	
		Sean Cormack		600m	600m	(0:12.77)			
7	1	I SAY BOOM	3	63.4	0:11.52	0:13.14 [2]	6.47L	0:36.52 +2	
		Nikki Olzard		1400m	1400m	(0:13.14)			

Scratched: Battlespace (#3), Peaking Tom (#6)



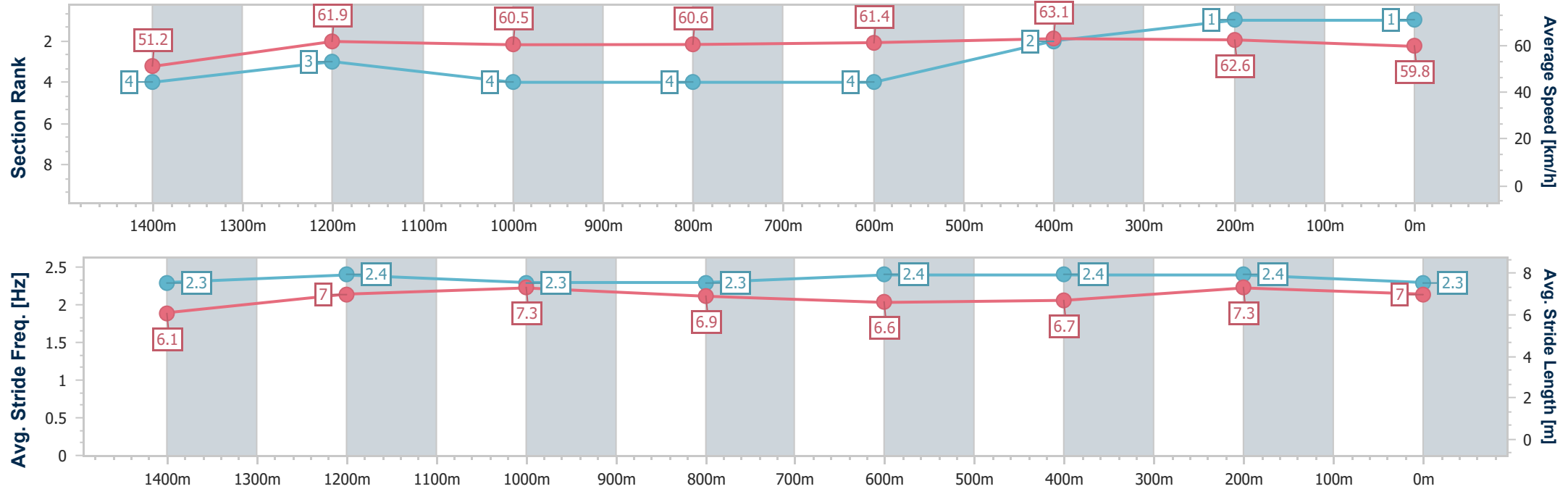
Horse/Jockey Name	Native Bee
Final Rank	1
Fastest Section Time (Section)	0:11.40 (600m)
Top Speed [km/h] (Section)	63.8 (600m)
Race State	Finished



RockhamptonProfessional  
Race 4: LINCON HIRE AND SALES RATINGS BAND 0 - 55  
Handicap - 1600m  
03 November 2025 - 14:50  
Track Rating: Good 4, Weather: Overcast, Rail Position: 6.5 metres  
Entire Course.



Section	Overall	1400m	1200m	1000m	800m	600m	400m	200m					
Section Times	1:36.23 [1] (0:14.05)	1:22.18 [4] (0:11.60)	1:10.58 [3] (0:11.89)	0:58.69 [4] (0:11.77)	0:46.92 [4] (0:11.80)	0:35.12 [4] (0:11.40)	0:23.72 [2] (0:11.50)	0:12.22 [1] (0:12.22)					
Average Speed [km/h]	51.2	61.9	60.5	60.6	61.4	63.1	62.6	59.8					
Top Speed [km/h]	61.6	62.3	61.3	61.7	61.9	63.8	63.5	61.2					
Avg. Dist. to Rail [m]	0.8	1.2	1.1	1.3	1.0	3.1	3.7	3.6					
Avg. Stride Freq. [Hz]	2.3	2.4	2.3	2.3	2.4	2.4	2.4	2.3					
Avg. Stride Length [m]	6.1	7.0	7.3	6.9	6.6	6.7	7.3	7.0					



[ ] Ranking at each section and finish  
-.-.- No data available at this section  
NA No data available



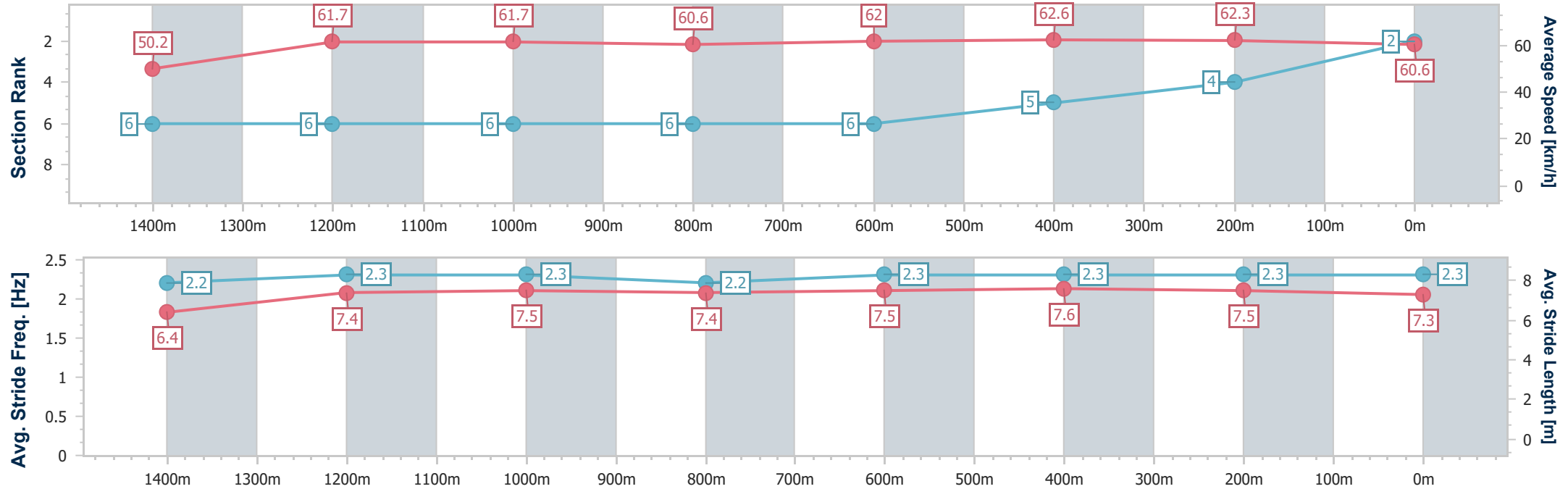
Horse/Jockey Name	Roy's Road
Final Rank	2
Fastest Section Time (Section)	0:11.49 (600m)
Top Speed [km/h] (Section)	64.1 (600m)
Race State	Finished



RockhamptonProfessional  
Race 4: LINCON HIRE AND SALES RATINGS BAND 0 - 55  
Handicap - 1600m  
03 November 2025 - 14:50  
Track Rating: Good 4, Weather: Overcast, Rail Position: 6.5 metres  
Entire Course.



Section	Overall	1400m	1200m	1000m	800m	600m	400m	200m					
Section Times	1:36.39 [2] (0:14.35)	1:22.04 [6] (0:11.65)	1:10.39 [6] (0:11.71)	0:58.68 [6] (0:11.81)	0:46.87 [6] (0:11.77)	0:35.10 [6] (0:11.49)	0:23.61 [5] (0:11.57)	0:12.04 [4] (0:12.04)					
Average Speed [km/h]	50.2	61.7	61.7	60.6	62.0	62.6	62.3	60.6					
Top Speed [km/h]	62.1	62.3	62.4	61.2	62.1	64.1	63.7	61.4					
Avg. Dist. to Rail [m]	1.3	1.2	1.1	0.7	1.4	2.1	2.6	3.7					
Avg. Stride Freq. [Hz]	2.2	2.3	2.3	2.2	2.3	2.3	2.3	2.3					
Avg. Stride Length [m]	6.4	7.4	7.5	7.4	7.5	7.6	7.5	7.3					



[ ] Ranking at each section and finish  
-.-.- No data available at this section  
NA No data available



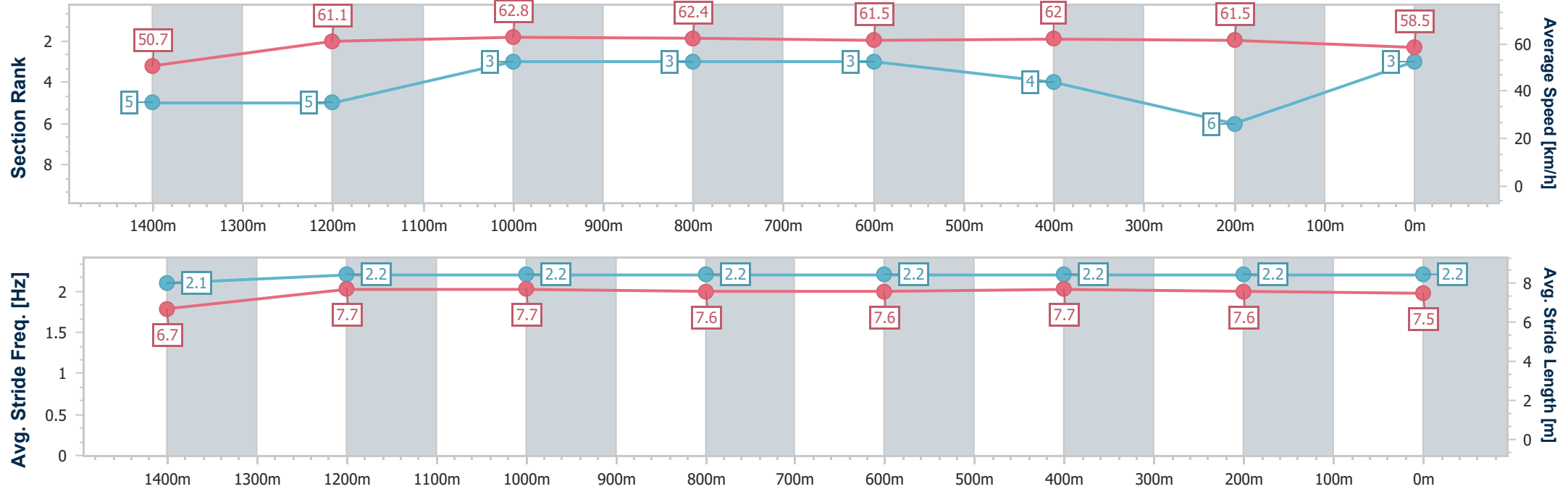
Horse/Jockey Name	Hot Summer
Final Rank	3
Fastest Section Time (Section)	0:11.47 (1200m)
Top Speed [km/h] (Section)	63.3 (1200m)
Race State	Finished



RockhamptonProfessional  
Race 4: LINCON HIRE AND SALES RATINGS BAND 0 - 55  
Handicap - 1600m  
03 November 2025 - 14:50  
Track Rating: Good 4, Weather: Overcast, Rail Position: 6.5 metres  
Entire Course.



Section	Overall	1400m	1200m	1000m	800m	600m	400m	200m					
Section Times	1:36.89 [3] (0:14.18)	1:22.71 [5] (0:11.80)	1:10.91 [5] (0:11.47)	0:59.44 [3] (0:11.64)	0:47.80 [3] (0:12.00)	0:35.80 [3] (0:11.63)	0:24.17 [4] (0:11.74)	0:12.43 [6] (0:12.43)					
Average Speed [km/h]	50.7	61.1	62.8	62.4	61.5	62.0	61.5	58.5					
Top Speed [km/h]	59.5	61.8	63.3	63.3	61.8	62.6	62.6	60.0					
Avg. Dist. to Rail [m]	3.7	1.3	1.2	1.4	3.2	5.0	5.2	6.8					
Avg. Stride Freq. [Hz]	2.1	2.2	2.2	2.2	2.2	2.2	2.2	2.2					
Avg. Stride Length [m]	6.7	7.7	7.7	7.6	7.6	7.7	7.6	7.5					



- [ ] Ranking at each section and finish
- .-.- No data available at this section
- NA No data available



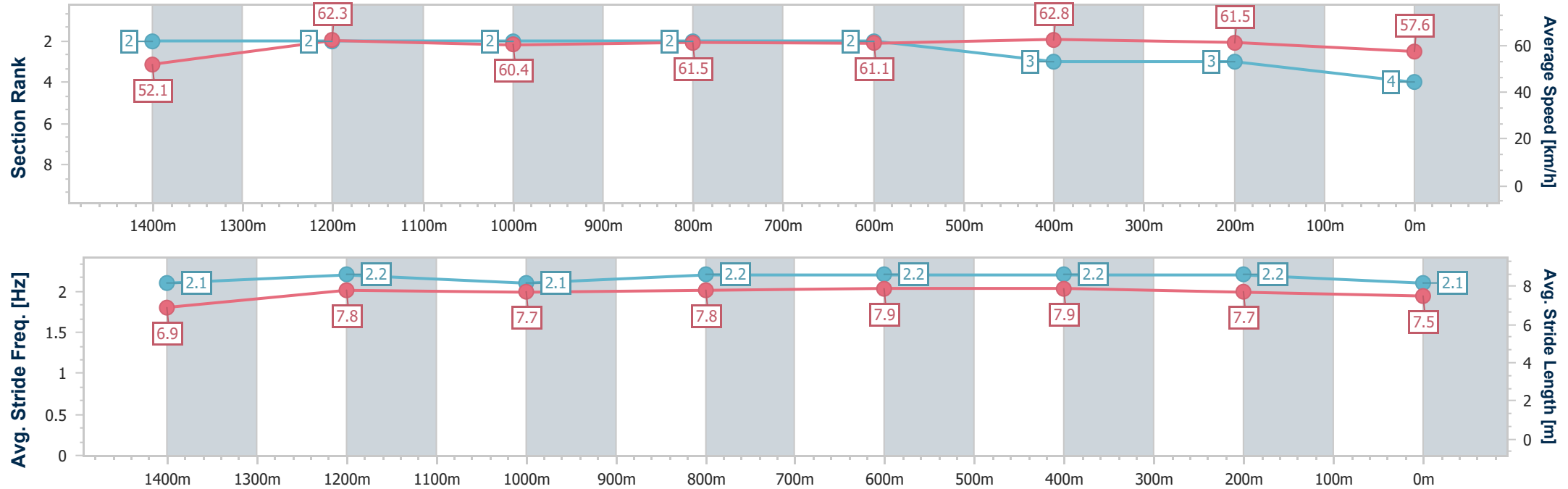
Horse/Jockey Name	Citiroc
Final Rank	4
Fastest Section Time (Section)	0:11.49 (600m)
Top Speed [km/h] (Section)	63.9 (600m)
Race State	Finished



RockhamptonProfessional  
Race 4: LINCON HIRE AND SALES RATINGS BAND 0 - 55  
Handicap - 1600m  
03 November 2025 - 14:50  
Track Rating: Good 4, Weather: Overcast, Rail Position: 6.5 metres  
Entire Course.



Section	Overall	1400m	1200m	1000m	800m	600m	400m	200m					
Section Times	1:36.91 [4] (0:13.83)	1:23.08 [2] (0:11.57)	1:11.51 [2] (0:11.90)	0:59.61 [2] (0:11.78)	0:47.83 [2] (0:11.99)	0:35.84 [2] (0:11.49)	0:24.35 [3] (0:11.67)	0:12.68 [3] (0:12.68)					
Average Speed [km/h]	52.1	62.3	60.4	61.5	61.1	62.8	61.5	57.6					
Top Speed [km/h]	63.0	63.2	61.4	62.5	62.1	63.9	63.5	59.4					
Avg. Dist. to Rail [m]	1.3	0.1	0.3	0.6	2.3	3.4	3.7	4.4					
Avg. Stride Freq. [Hz]	2.1	2.2	2.1	2.2	2.2	2.2	2.2	2.1					
Avg. Stride Length [m]	6.9	7.8	7.7	7.8	7.9	7.9	7.7	7.5					





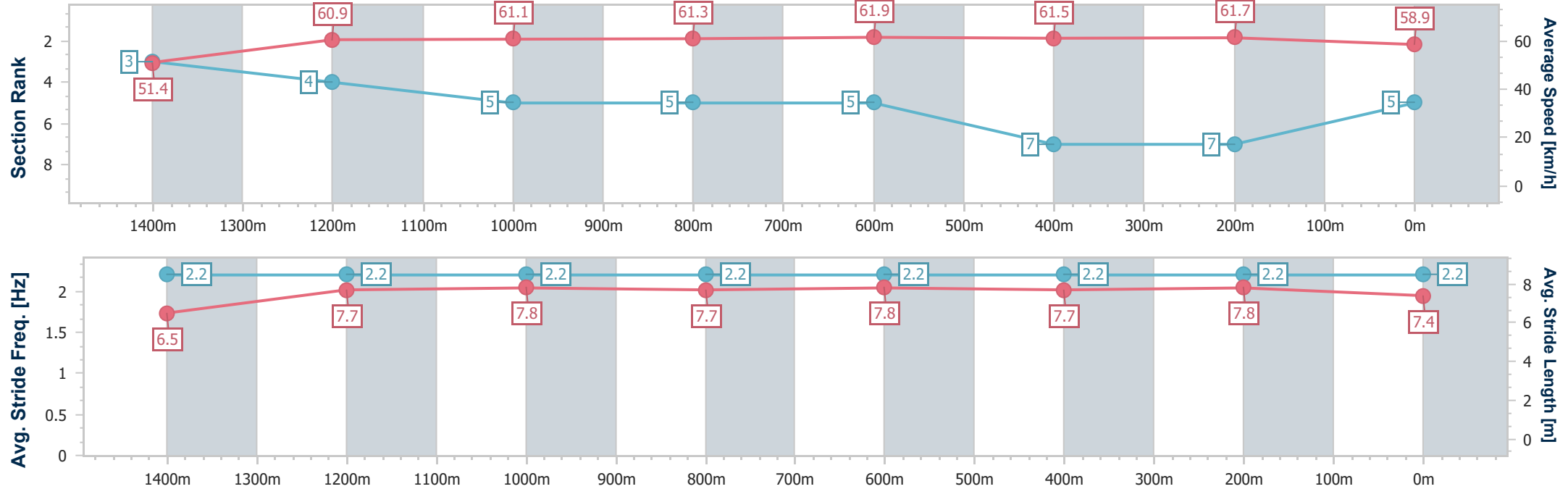
Horse/Jockey Name	Grumpywantsatissue
Final Rank	5
Fastest Section Time (Section)	0:11.66 (400m)
Top Speed [km/h] (Section)	62.6 (800m)
Race State	Finished



RockhamptonProfessional  
Race 4: LINCON HIRE AND SALES RATINGS BAND 0 - 55  
Handicap - 1600m  
03 November 2025 - 14:50  
Track Rating: Good 4, Weather: Overcast, Rail Position: 6.5 metres  
Entire Course.



Section	Overall	1400m	1200m	1000m	800m	600m	400m	200m					
Section Times	1:36.98 [5] (0:14.02)	1:22.96 [3] (0:11.78)	1:11.18 [4] (0:11.81)	0:59.37 [5] (0:11.79)	0:47.58 [5] (0:11.85)	0:35.73 [5] (0:11.74)	0:23.99 [7] (0:11.66)	0:12.33 [7] (0:12.33)					
Average Speed [km/h]	51.4	60.9	61.1	61.3	61.9	61.5	61.7	58.9					
Top Speed [km/h]	61.1	61.6	61.3	61.6	62.6	62.2	62.0	61.2					
Avg. Dist. to Rail [m]	2.6	0.2	0.2	0.5	2.3	4.8	6.9	8.6					
Avg. Stride Freq. [Hz]	2.2	2.2	2.2	2.2	2.2	2.2	2.2	2.2					
Avg. Stride Length [m]	6.5	7.7	7.8	7.7	7.8	7.7	7.8	7.4					





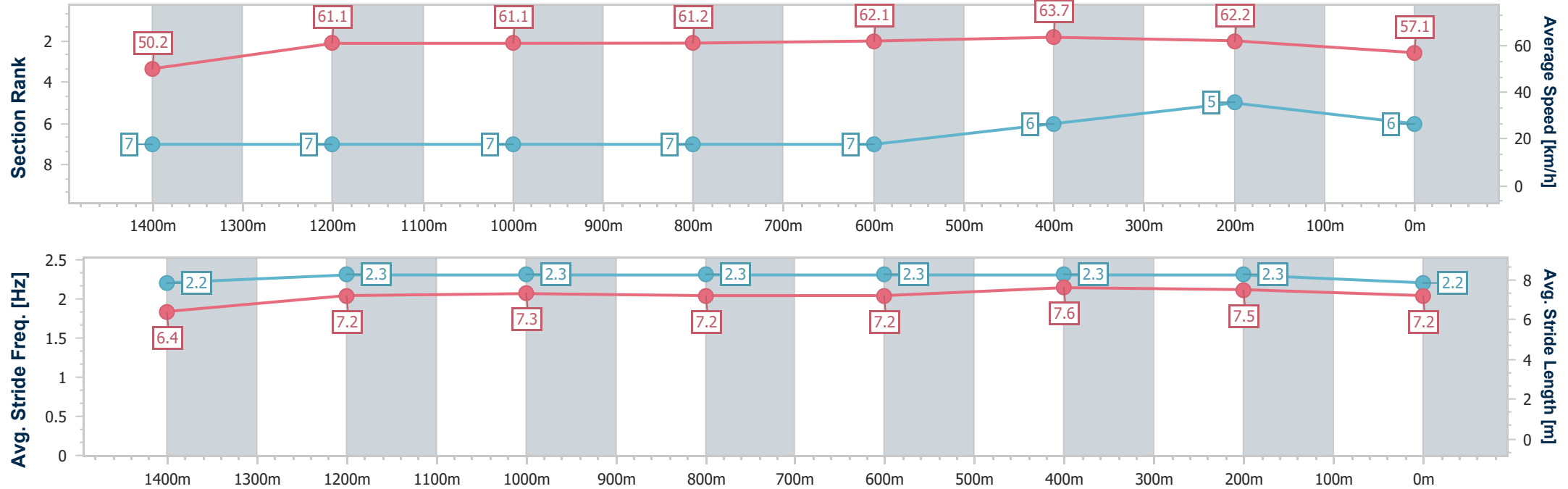
Horse/Jockey Name	Iconic Prince
Final Rank	6
Fastest Section Time (Section)	0:11.35 (600m)
Top Speed [km/h] (Section)	63.9 (600m)
Race State	Finished



RockhamptonProfessional  
Race 4: LINCON HIRE AND SALES RATINGS BAND 0 - 55  
Handicap - 1600m  
03 November 2025 - 14:50  
Track Rating: Good 4, Weather: Overcast, Rail Position: 6.5 metres  
Entire Course.



Section	Overall	1400m	1200m	1000m	800m	600m	400m	200m				
Section Times	1:37.14 [6] (0:14.36)	1:22.78 [7] (0:11.73)	1:11.05 [7] (0:11.81)	0:59.24 [7] (0:11.75)	0:47.49 [7] (0:11.80)	0:35.69 [7] (0:11.35)	0:24.34 [6] (0:11.57)	0:12.77 [5] (0:12.77)				
Average Speed [km/h]	50.2	61.1	61.1	61.2	62.1	63.7	62.2	57.1				
Top Speed [km/h]	60.8	63.2	61.3	62.0	62.9	63.9	63.7	60.1				
Avg. Dist. to Rail [m]	1.2	0.2	0.2	0.5	2.3	5.7	6.4	7.3				
Avg. Stride Freq. [Hz]	2.2	2.3	2.3	2.3	2.3	2.3	2.3	2.2				
Avg. Stride Length [m]	6.4	7.2	7.3	7.2	7.2	7.6	7.5	7.2				



[ ] Ranking at each section and finish  
-.-.- No data available at this section  
NA No data available



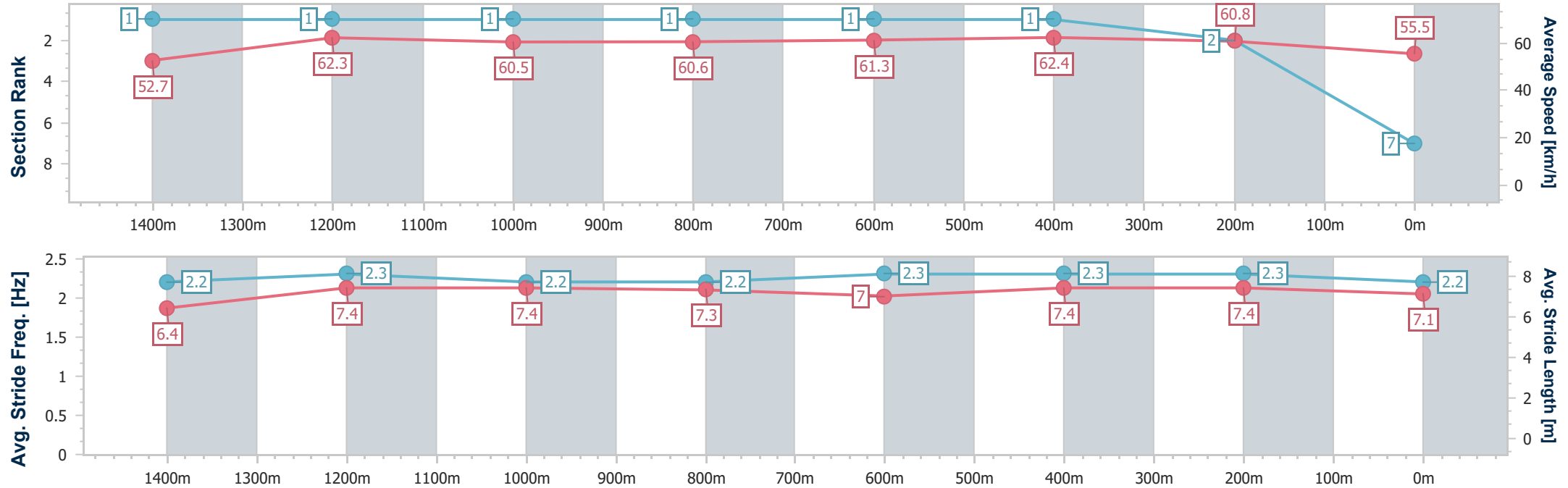
Horse/Jockey Name	I Say Boom
Final Rank	7
Fastest Section Time (Section)	0:11.52 (1400m)
Top Speed [km/h] (Section)	63.4 (1400m)
Race State	Finished



RockhamptonProfessional  
Race 4: LINCON HIRE AND SALES RATINGS BAND 0 - 55  
Handicap - 1600m  
03 November 2025 - 14:50  
Track Rating: Good 4, Weather: Overcast, Rail Position: 6.5 metres  
Entire Course.



Section	Overall	1400m	1200m	1000m	800m	600m	400m	200m					
Section Times	1:37.33 [7] (0:13.70)	1:23.63 [1] (0:11.52)	1:12.11 [1] (0:11.88)	1:00.23 [1] (0:11.83)	0:48.40 [1] (0:11.88)	0:36.52 [1] (0:11.57)	0:24.95 [1] (0:11.81)	0:13.14 [2] (0:13.14)					
Average Speed [km/h]	52.7	62.3	60.5	60.6	61.3	62.4	60.8	55.5					
Top Speed [km/h]	62.6	63.4	61.1	61.9	61.8	63.0	62.9	58.7					
Avg. Dist. to Rail [m]	0.7	1.1	0.8	0.6	1.3	2.3	2.5	2.7					
Avg. Stride Freq. [Hz]	2.2	2.3	2.2	2.2	2.3	2.3	2.3	2.2					
Avg. Stride Length [m]	6.4	7.4	7.4	7.3	7.0	7.4	7.4	7.1					





# Rockhampton Professional

## Race 5: BELROMA PARK PTY LTD BENCHMARK 65 Handicap - 1300m

03 November 2025 - 15:27



Track Rating: Good 4, Weather: Overcast, Rail Position: 6.5 metres Entire Course.

Section		Overall				1200m	1000m	800m	600m	400m	Last 600m	
Field Times		1:16.01				1:08.57	0:57.37	0:46.20	0:34.71	0:23.68	0:34.71	
		(0:07.44)				(0:11.20)	(0:11.17)	(0:11.49)	(0:11.03)	(0:11.32)		
Rank	TAB	Horse/Jockey	Barrier	Top Speed [km/h]	Fastest Section							Distance Travelled [m]
1	3	TIZSO FAB	6	67.4	0:07.61	1:16.01 [1]	1:08.40 [3]	0:57.22 [2]	0:45.85 [2]	0:34.29 [2]	0:23.32 [2]	0:34.29
		Warwick Satherley		600m	Overall	(0:07.61)	(0:11.18)	(0:11.37)	(0:11.56)	(0:10.97)	(0:11.31)	
2	1	WOODSTOCK ROCK	2	66.7	0:07.44	1:16.06 [2]	1:08.62 [1]	0:57.42 [1]	0:46.25 [1]	0:34.76 [1]	0:23.73 [1]	0:34.76 -1
		Ryan Wiggins		600m	Overall	(0:07.44)	(0:11.20)	(0:11.17)	(0:11.49)	(0:11.03)	(0:11.32)	
3	4	OUTWITTED	4	66.8	0:07.54	1:16.72 [3]	1:09.18 [2]	0:57.76 [4]	0:46.51 [4]	0:34.92 [4]	0:23.95 [3]	0:34.92 -1
		Ashley Butler		600m	Overall	(0:07.54)	(0:11.42)	(0:11.25)	(0:11.59)	(0:10.97)	(0:11.50)	
4	8	OUTTA CONTROL	3	66.1	0:08.16	1:16.80 [4]	1:08.64 [6]	0:57.49 [6]	0:46.39 [5]	0:34.76 [5]	0:23.67 [5]	0:34.76 -6
		Chris McIver		1200m	Overall	(0:08.16)	(0:11.15)	(0:11.10)	(0:11.63)	(0:11.09)	(0:11.50)	
5	9	SPELLMASTER	7	65.9	0:07.77	1:17.18 [5]	1:09.41 [5]	0:58.05 [5]	0:46.55 [6]	0:34.94 [6]	0:23.76 [6]	0:34.94 -1
		Raul Silvera Olivera		600m	Overall	(0:07.77)	(0:11.36)	(0:11.50)	(0:11.61)	(0:11.18)	(0:11.32)	
6	5	DEMON DELIVERA	1	65.1	0:07.71	1:18.04 [6]	1:10.33 [4]	0:59.11 [3]	0:47.85 [3]	0:36.27 [3]	0:25.01 [4]	0:36.27 -5
		Jackson Murphy		1200m	Overall	(0:07.71)	(0:11.22)	(0:11.26)	(0:11.58)	(0:11.26)	(0:11.74)	
7	6	FIFTY FIVE MUSTANG	5	67.5	0:09.87	1:18.78 [7]	1:08.91 [7]	0:57.59 [7]	0:46.73 [7]	0:35.64 [7]	0:24.60 [7]	0:35.64 -5
		Tom Orr		1200m	Overall	(0:09.87)	(0:11.32)	(0:10.86)	(0:11.09)	(0:11.04)	(0:11.82)	

Scratched: Lady Masquerade (#7), Nightstick (#2)



# Rockhampton Professional

## Race 5: BELROMA PARK PTY LTD BENCHMARK 65 Handicap - 1300m

03 November 2025 - 15:27



Track Rating: Good 4, Weather: Overcast, Rail Position: 6.5 metres Entire Course.

Section Field Times				200m 0:12.36 (0:12.36)				Last 600m 0:34.71	
Rank	TAB	Horse/Jockey	Barrier	Top Speed [km/h]	Fastest Section	Margin		Distance Travelled [m]	
1	3	TIZSO FAB	6	67.4	0:07.61	0:12.01 [2]	1:16.01	0:34.29	
		Warwick Satherley		600m	Overall	(0:12.01)			
2	1	WOODSTOCK ROCK	2	66.7	0:07.44	0:12.41 [1]	0.33L	0:34.76	-1
		Ryan Wiggins		600m	Overall	(0:12.41)			
3	4	OUTWITTED	4	66.8	0:07.54	0:12.45 [3]	4.21L	0:34.92	-1
		Ashley Butler		600m	Overall	(0:12.45)			
4	8	OUTTA CONTROL	3	66.1	0:08.16	0:12.17 [4]	4.66L	0:34.76	-6
		Chris McIver		1200m	Overall	(0:12.17)			
5	9	SPELLMASTER	7	65.9	0:07.77	0:12.44 [5]	6.91L	0:34.94	-1
		Raul Silvera Olivera		600m	Overall	(0:12.44)			
6	5	DEMON DELIVERA	1	65.1	0:07.71	0:13.27 [6]	11.95L	0:36.27	-5
		Jackson Murphy		1200m	Overall	(0:13.27)			
7	6	FIFTY FIVE MUSTANG	5	67.5	0:09.87	0:12.78 [7]	16.29L	0:35.64	-5
		Tom Orr		1200m	Overall	(0:12.78)			

Scratched: Lady Masquerade (#7), Nightstick (#2)



Horse/Jockey Name	Tizso Fab
Final Rank	1
Fastest Section Time (Section)	0:07.61 (Overall)
Top Speed [km/h] (Section)	67.4 (600m)
Race State	Finished



RockhamptonProfessional

Race 5: BELROMA PARK PTY LTD BENCHMARK 65 Handicap - 1300m

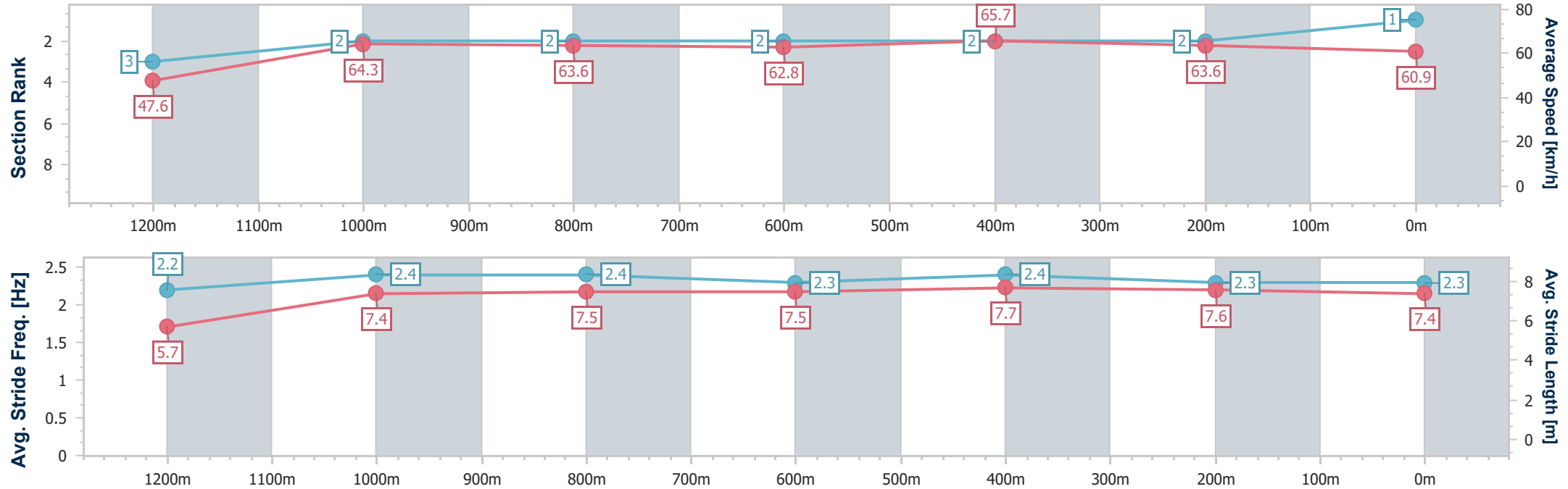
03 November 2025 - 15:27

Track Rating: Good 4, Weather: Overcast, Rail Position: 6.5 metres Entire Course.

Callaghan Park

ROCKHAMPTON JOCKEY CLUB

Section	Overall	1200m	1000m	800m	600m	400m	200m						
Section Times	1:16.01 [1] (0:07.61)	1:08.40 [3] (0:11.18)	0:57.22 [2] (0:11.37)	0:45.85 [2] (0:11.56)	0:34.29 [2] (0:10.97)	0:23.32 [2] (0:11.31)	0:12.01 [2] (0:12.01)						
Average Speed [km/h]	47.6	64.3	63.6	62.8	65.7	63.6	60.9						
Top Speed [km/h]	62.0	65.5	64.8	63.7	67.4	66.0	62.3						
Avg. Dist. to Rail [m]	2.6	0.2	0.5	1.3	2.5	2.4	3.2						
Avg. Stride Freq. [Hz]	2.2	2.4	2.4	2.3	2.4	2.3	2.3						
Avg. Stride Length [m]	5.7	7.4	7.5	7.5	7.7	7.6	7.4						





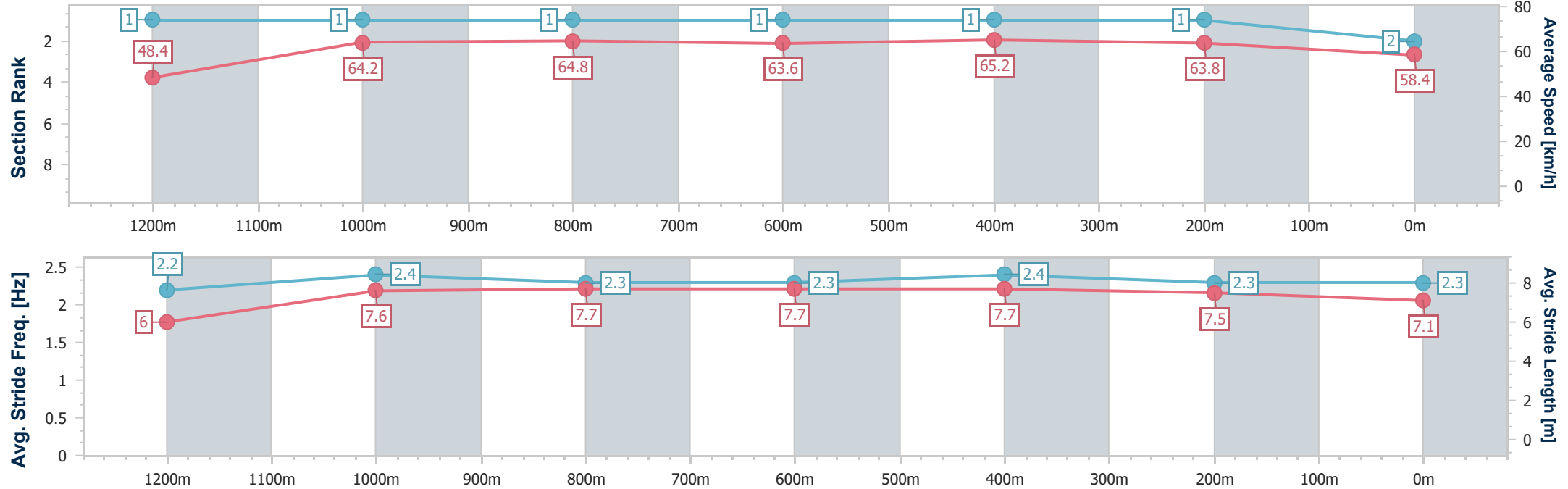
Horse/Jockey Name	Woodstock Rock
Final Rank	2
Fastest Section Time (Section)	0:07.44 (Overall)
Top Speed [km/h] (Section)	66.7 (600m)
Race State	Finished



RockhamptonProfessional  
Race 5: BELROMA PARK PTY LTD BENCHMARK 65 Handicap - 1300m  
03 November 2025 - 15:27  
Track Rating: Good 4, Weather: Overcast, Rail Position: 6.5 metres Entire Course.



Section	Overall	1200m	1000m	800m	600m	400m	200m						
Section Times	1:16.06 [2] (0:07.44)	1:08.62 [1] (0:11.20)	0:57.42 [1] (0:11.17)	0:46.25 [1] (0:11.49)	0:34.76 [1] (0:11.03)	0:23.73 [1] (0:11.32)	0:12.41 [1] (0:12.41)						
Average Speed [km/h]	48.4	64.2	64.8	63.6	65.2	63.8	58.4						
Top Speed [km/h]	61.5	65.7	66.2	65.5	66.7	65.9	61.7						
Avg. Dist. to Rail [m]	2.2	0.5	0.8	1.9	3.2	2.8	2.6						
Avg. Stride Freq. [Hz]	2.2	2.4	2.3	2.3	2.4	2.3	2.3						
Avg. Stride Length [m]	6.0	7.6	7.7	7.7	7.7	7.5	7.1						



[ ] Ranking at each section and finish  
-.-.- No data available at this section  
NA No data available



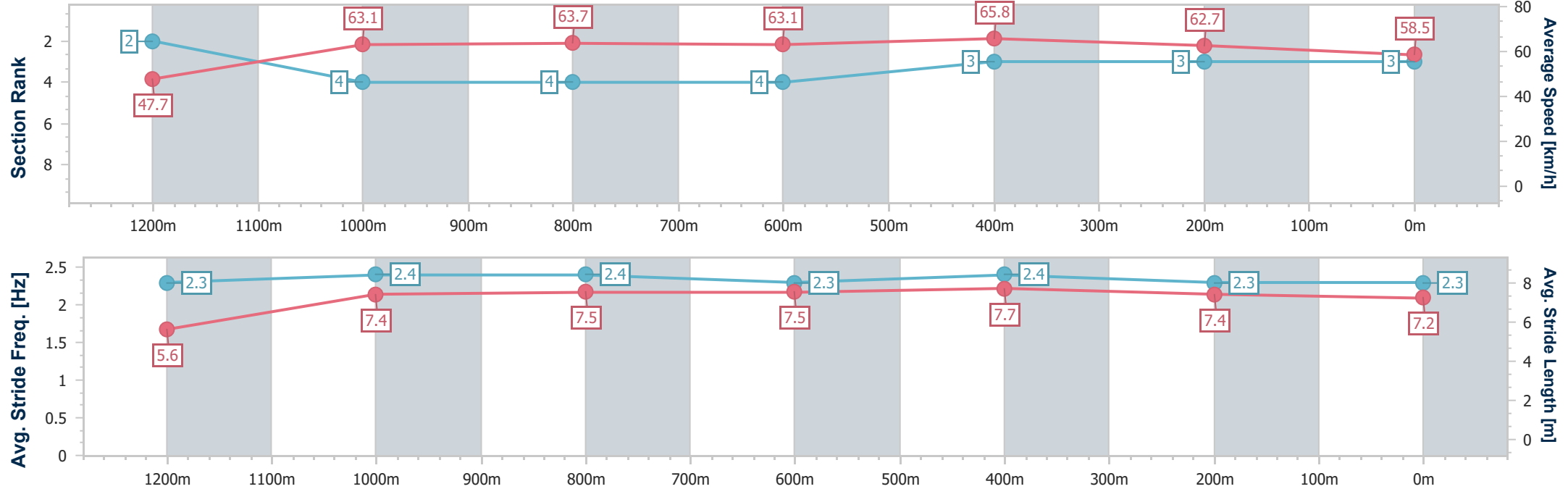
Horse/Jockey Name	Outwitted
Final Rank	3
Fastest Section Time (Section)	0:07.54 (Overall)
Top Speed [km/h] (Section)	66.8 (600m)
Race State	Finished



RockhamptonProfessional  
Race 5: BELROMA PARK PTY LTD BENCHMARK 65 Handicap - 1300m  
03 November 2025 - 15:27  
Track Rating: Good 4, Weather: Overcast, Rail Position: 6.5 metres Entire Course.



Section	Overall	1200m	1000m	800m	600m	400m	200m							
Section Times	1:16.72 [3] (0:07.54)	1:09.18 [2] (0:11.42)	0:57.76 [4] (0:11.25)	0:46.51 [4] (0:11.59)	0:34.92 [4] (0:10.97)	0:23.95 [3] (0:11.50)	0:12.45 [3] (0:12.45)							
Average Speed [km/h]	47.7	63.1	63.7	63.1	65.8	62.7	58.5							
Top Speed [km/h]	61.5	64.7	64.2	64.0	66.8	64.9	60.9							
Avg. Dist. to Rail [m]	1.1	0.4	0.7	2.1	4.5	4.6	5.6							
Avg. Stride Freq. [Hz]	2.3	2.4	2.4	2.3	2.4	2.3	2.3							
Avg. Stride Length [m]	5.6	7.4	7.5	7.5	7.7	7.4	7.2							





Horse/Jockey Name	Outta Control
Final Rank	4
Fastest Section Time (Section)	0:08.16 (Overall)
Top Speed [km/h] (Section)	66.1 (1200m)
Race State	Finished



RockhamptonProfessional

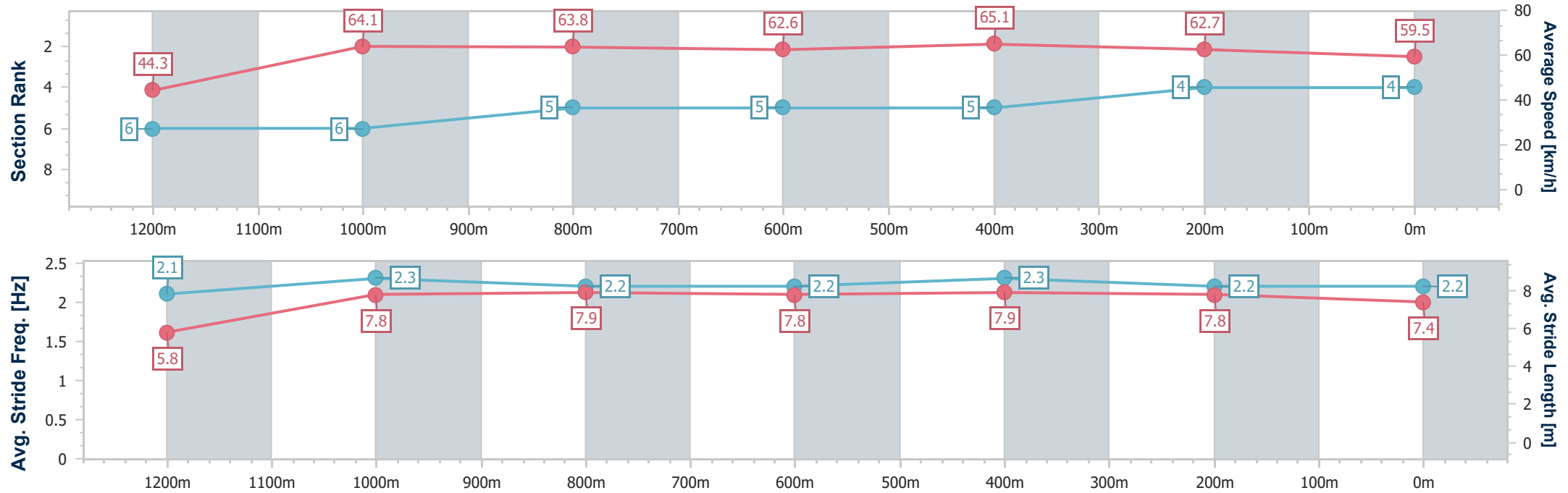
Race 5: BELROMA PARK PTY LTD BENCHMARK 65 Handicap - 1300m

03 November 2025 - 15:27

Track Rating: Good 4, Weather: Overcast, Rail Position: 6.5 metres Entire Course.

Callaghan Park  
ROCKHAMPTON JOCKEY CLUB

Section	Overall	1200m	1000m	800m	600m	400m	200m						
Section Times	1:16.80 [4] (0:08.16)	1:08.64 [6] (0:11.15)	0:57.49 [6] (0:11.10)	0:46.39 [5] (0:11.63)	0:34.76 [5] (0:11.09)	0:23.67 [5] (0:11.50)	0:12.17 [4] (0:12.17)						
Average Speed [km/h]	44.3	64.1	63.8	62.6	65.1	62.7	59.5						
Top Speed [km/h]	61.4	66.1	64.9	63.9	65.7	65.3	61.6						
Avg. Dist. to Rail [m]	1.6	2.4	2.4	1.4	3.0	2.9	3.2						
Avg. Stride Freq. [Hz]	2.1	2.3	2.2	2.2	2.3	2.2	2.2						
Avg. Stride Length [m]	5.8	7.8	7.9	7.8	7.9	7.8	7.4						





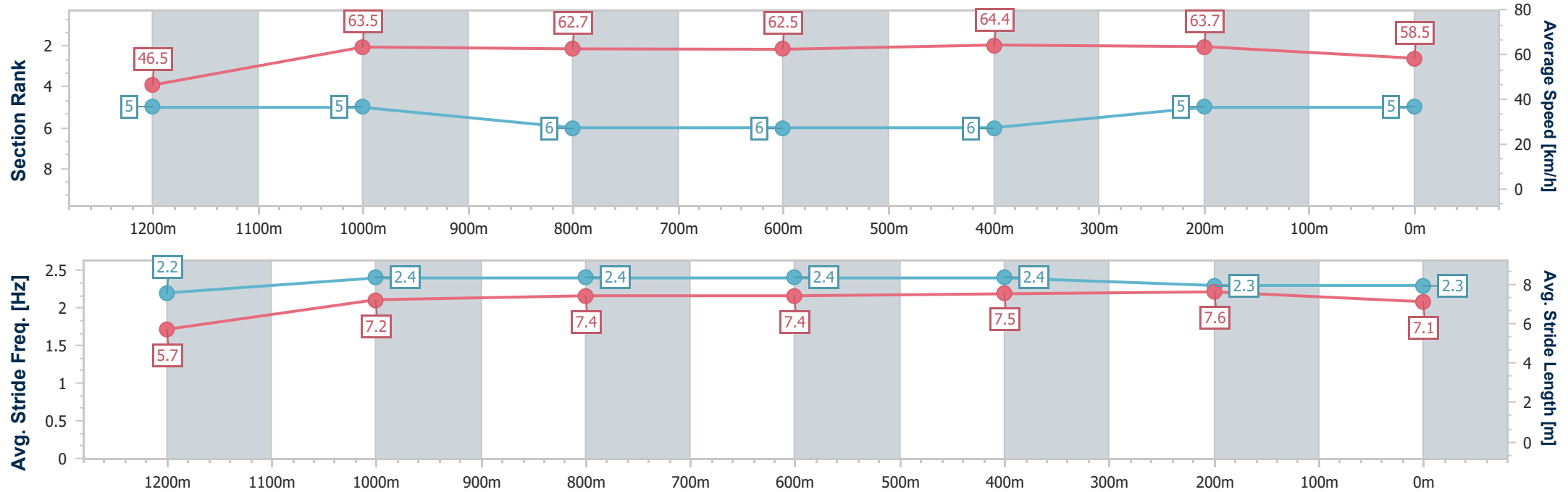
Horse/Jockey Name	Spellmaster
Final Rank	5
Fastest Section Time (Section)	0:07.77 (Overall)
Top Speed [km/h] (Section)	65.9 (600m)
Race State	Finished



RockhamptonProfessional  
Race 5: BELROMA PARK PTY LTD BENCHMARK 65 Handicap - 1300m  
03 November 2025 - 15:27  
Track Rating: Good 4, Weather: Overcast, Rail Position: 6.5 metres Entire Course.



Section	Overall	1200m	1000m	800m	600m	400m	200m						
Section Times	1:17.18 [5] (0:07.77)	1:09.41 [5] (0:11.36)	0:58.05 [5] (0:11.50)	0:46.55 [6] (0:11.61)	0:34.94 [6] (0:11.18)	0:23.76 [6] (0:11.32)	0:12.44 [5] (0:12.44)						
Average Speed [km/h]	46.5	63.5	62.7	62.5	64.4	63.7	58.5						
Top Speed [km/h]	61.2	65.4	64.8	63.9	65.9	65.4	61.6						
Avg. Dist. to Rail [m]	5.2	1.6	0.3	1.1	3.6	5.5	7.2						
Avg. Stride Freq. [Hz]	2.2	2.4	2.4	2.4	2.4	2.3	2.3						
Avg. Stride Length [m]	5.7	7.2	7.4	7.4	7.5	7.6	7.1						



- [ ] Ranking at each section and finish
- .-.- No data available at this section
- NA No data available



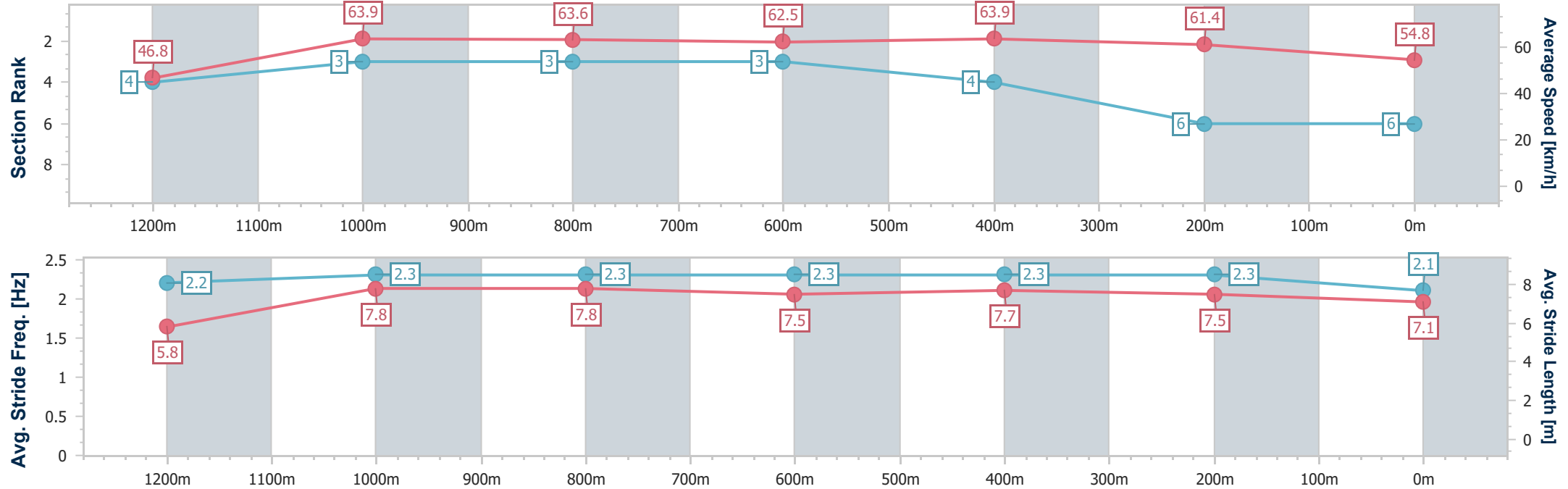
Horse/Jockey Name	Demon Delivera
Final Rank	6
Fastest Section Time (Section)	0:07.71 (Overall)
Top Speed [km/h] (Section)	65.1 (1200m)
Race State	Finished



RockhamptonProfessional  
Race 5: BELROMA PARK PTY LTD BENCHMARK 65 Handicap - 1300m  
03 November 2025 - 15:27  
Track Rating: Good 4, Weather: Overcast, Rail Position: 6.5 metres Entire Course.



Section	Overall	1200m	1000m	800m	600m	400m	200m						
Section Times	1:18.04 [6] (0:07.71)	1:10.33 [4] (0:11.22)	0:59.11 [3] (0:11.26)	0:47.85 [3] (0:11.58)	0:36.27 [3] (0:11.26)	0:25.01 [4] (0:11.74)	0:13.27 [6] (0:13.27)						
Average Speed [km/h]	46.8	63.9	63.6	62.5	63.9	61.4	54.8						
Top Speed [km/h]	62.2	65.1	65.0	63.5	64.6	63.7	58.2						
Avg. Dist. to Rail [m]	1.4	0.9	0.9	0.6	2.4	2.5	2.5						
Avg. Stride Freq. [Hz]	2.2	2.3	2.3	2.3	2.3	2.3	2.1						
Avg. Stride Length [m]	5.8	7.8	7.8	7.5	7.7	7.5	7.1						





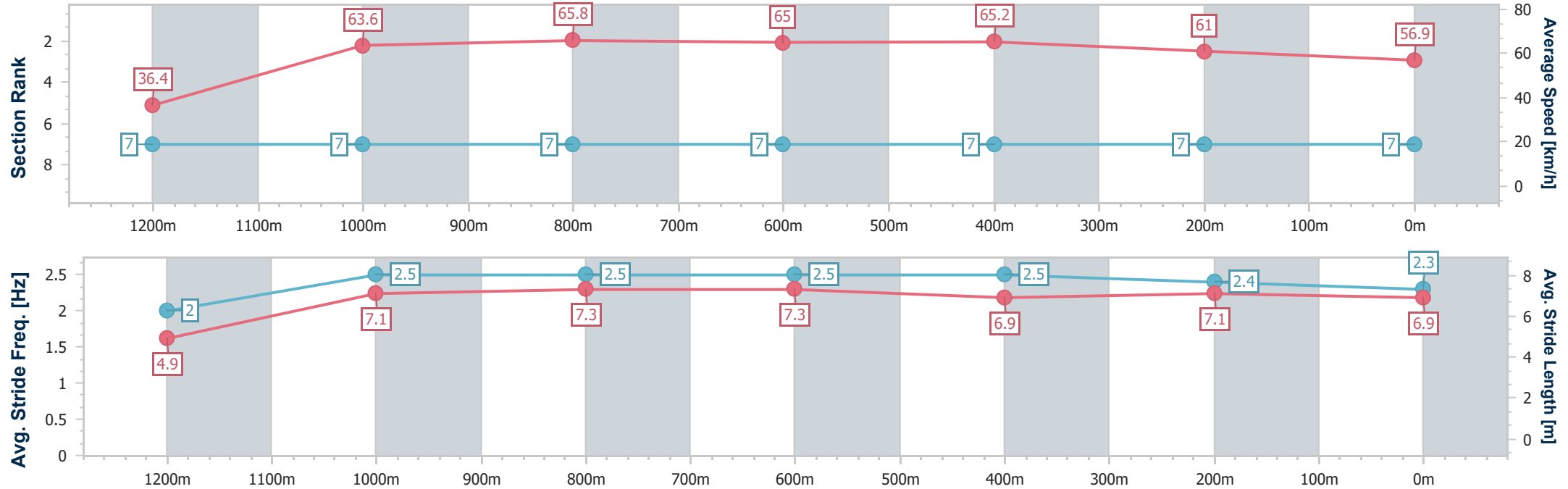
Horse/Jockey Name	Fifty Five Mustang
Final Rank	7
Fastest Section Time (Section)	0:09.87 (Overall)
Top Speed [km/h] (Section)	67.5 (1200m)
Race State	Finished



RockhamptonProfessional  
Race 5: BELROMA PARK PTY LTD BENCHMARK 65 Handicap - 1300m  
03 November 2025 - 15:27  
Track Rating: Good 4, Weather: Overcast, Rail Position: 6.5 metres Entire Course.



Section	Overall	1200m	1000m	800m	600m	400m	200m						
Section Times	1:18.78 [7] (0:09.87)	1:08.91 [7] (0:11.32)	0:57.59 [7] (0:10.86)	0:46.73 [7] (0:11.09)	0:35.64 [7] (0:11.04)	0:24.60 [7] (0:11.82)	0:12.78 [7] (0:12.78)						
Average Speed [km/h]	36.4	63.6	65.8	65.0	65.2	61.0	56.9						
Top Speed [km/h]	58.1	67.5	67.4	66.1	67.2	63.1	59.0						
Avg. Dist. to Rail [m]	1.9	0.7	1.3	0.5	1.5	2.5	3.9						
Avg. Stride Freq. [Hz]	2.0	2.5	2.5	2.5	2.5	2.4	2.3						
Avg. Stride Length [m]	4.9	7.1	7.3	7.3	6.9	7.1	6.9						





RockhamptonProfessional  
Race 6: CELEBRATE CHRISTMAS AT CALLAGHAN PARK BENCHMARK  
55 Handicap - 1100m  
03 November 2025 - 16:04



Track Rating: Good 4, Weather: Overcast, Rail Position: 6.5 metres Entire Course.

Section						Overall	1000m	800m	600m	400m	200m	Last 600m		
Field Times						1:03.22 (0:07.23)	0:55.99 (0:10.73)	0:45.26 (0:11.14)	0:34.12 (0:10.99)	0:23.13 (0:11.15)	0:11.98 (0:11.98)	0:34.12		
Rank	TAB	Horse/Jockey	Barrier	Top Speed [km/h]	Fastest Section							Margin	Distance Travelled [m]	
1	3	GILBERT'S GOLD	1	67.1	0:07.24	1:03.22 [1]	0:55.98 [2]	0:45.07 [2]	0:33.92 [2]	0:23.04 [2]	0:11.98 [1]	1:03.22	0:33.92	
		Sean Cormack		600m	Overall	(0:07.24)	(0:10.91)	(0:11.15)	(0:10.88)	(0:11.06)	(0:11.98)			
2	1	UNDERRATED	2	68.2	0:07.46	1:03.30 [2]	0:55.84 [3]	0:44.84 [3]	0:33.65 [3]	0:22.96 [3]	0:11.95 [3]	0.44L	0:33.65	+1
		Ashley Butler		600m	Overall	(0:07.46)	(0:11.00)	(0:11.19)	(0:10.69)	(0:11.01)	(0:11.95)			
3	5	MOMENT OF TRUTH	7	68.5	0:07.84	1:03.70 [3]	0:55.86 [7]	0:44.77 [7]	0:33.82 [7]	0:22.94 [7]	0:11.90 [7]	2.84L	0:33.82	+0
		Nikki Olzard		800m	Overall	(0:07.84)	(0:11.09)	(0:10.95)	(0:10.88)	(0:11.04)	(0:11.90)			
4	10	BULL DIMPLE RUM	3	66.9	0:07.68	1:03.77 [4]	0:56.09 [6]	0:45.09 [5]	0:34.03 [6]	0:23.14 [6]	0:12.04 [6]	3.21L	0:34.03	-1
		Chris McIver		800m	Overall	(0:07.68)	(0:11.00)	(0:11.06)	(0:10.89)	(0:11.10)	(0:12.04)			
5	9	LOVE MY LOUIS	4	67.8	0:07.52	1:03.82 [5]	0:56.30 [4]	0:45.27 [4]	0:34.17 [4]	0:23.38 [4]	0:12.19 [4]	3.54L	0:34.17	+3
		Tom Orr		800m	Overall	(0:07.52)	(0:11.03)	(0:11.10)	(0:10.79)	(0:11.19)	(0:12.19)			
6	2	SNAZZY SNITZEL	5	68.0	0:07.23	1:03.87 [6]	0:56.64 [1]	0:45.91 [1]	0:34.77 [1]	0:23.78 [1]	0:12.54 [2]	3.81L	0:34.77	-1
		Natalea Summers		1000m	Overall	(0:07.23)	(0:10.73)	(0:11.14)	(0:10.99)	(0:11.24)	(0:12.54)			
7	8	MAKING HISTORY	6	67.2	0:07.54	1:03.91 [7]	0:56.37 [5]	0:45.19 [6]	0:34.25 [5]	0:23.42 [5]	0:12.20 [5]	4.07L	0:34.25	-3
		Jackson Murphy		600m	Overall	(0:07.54)	(0:11.18)	(0:10.94)	(0:10.83)	(0:11.22)	(0:12.20)			

Scratched: Discovered Gold (#7), Diamond Money (#6), Outta Control (#4)



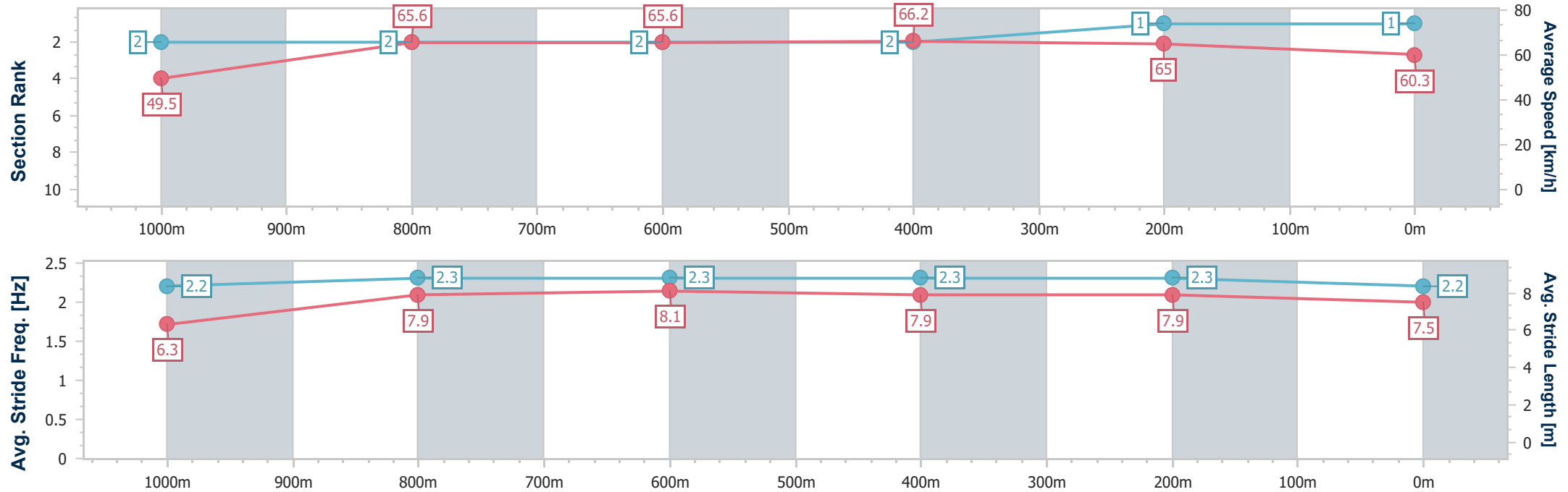
Horse/Jockey Name	Gilbert's Gold
Final Rank	1
Fastest Section Time (Section)	0:07.24 (Overall)
Top Speed [km/h] (Section)	67.1 (600m)
Race State	Finished



RockhamptonProfessional  
Race 6: CELEBRATE CHRISTMAS AT CALLAGHAN PARK  
BENCHMARK 55 Handicap - 1100m  
03 November 2025 - 16:04  
Track Rating: Good 4, Weather: Overcast, Rail Position: 6.5 metres  
Entire Course.



Section	Overall	1000m	800m	600m	400m	200m							
Section Times	1:03.22 [1] (0:07.24)	0:55.98 [2] (0:10.91)	0:45.07 [2] (0:11.15)	0:33.92 [2] (0:10.88)	0:23.04 [2] (0:11.06)	0:11.98 [1] (0:11.98)							
Average Speed [km/h]	49.5	65.6	65.6	66.2	65.0	60.3							
Top Speed [km/h]	63.3	66.7	65.8	67.1	66.2	63.8							
Avg. Dist. to Rail [m]	0.8	0.8	1.6	3.4	3.6	5.9							
Avg. Stride Freq. [Hz]	2.2	2.3	2.3	2.3	2.3	2.2							
Avg. Stride Length [m]	6.3	7.9	8.1	7.9	7.9	7.5							





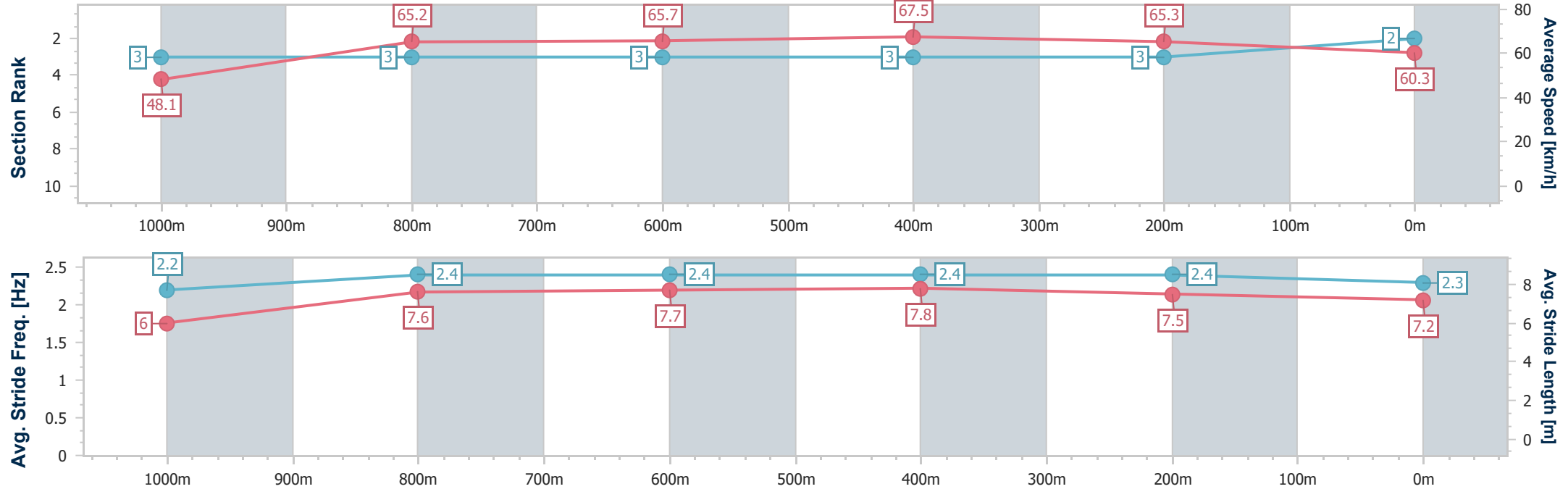
Horse/Jockey Name	Underrated
Final Rank	2
Fastest Section Time (Section)	0:07.46 (Overall)
Top Speed [km/h] (Section)	68.2 (600m)
Race State	Finished



RockhamptonProfessional  
Race 6: CELEBRATE CHRISTMAS AT CALLAGHAN PARK  
BENCHMARK 55 Handicap - 1100m  
03 November 2025 - 16:04  
Track Rating: Good 4, Weather: Overcast, Rail Position: 6.5 metres  
Entire Course.



Section	Overall	1000m	800m	600m	400m	200m								
Section Times	1:03.30 [2] (0:07.46)	0:55.84 [3] (0:11.00)	0:44.84 [3] (0:11.19)	0:33.65 [3] (0:10.69)	0:22.96 [3] (0:11.01)	0:11.95 [3] (0:11.95)								
Average Speed [km/h]	48.1	65.2	65.7	67.5	65.3	60.3								
Top Speed [km/h]	62.0	66.6	67.0	68.2	67.6	64.3								
Avg. Dist. to Rail [m]	0.6	0.7	2.4	4.1	5.3	7.0								
Avg. Stride Freq. [Hz]	2.2	2.4	2.4	2.4	2.4	2.3								
Avg. Stride Length [m]	6.0	7.6	7.7	7.8	7.5	7.2								





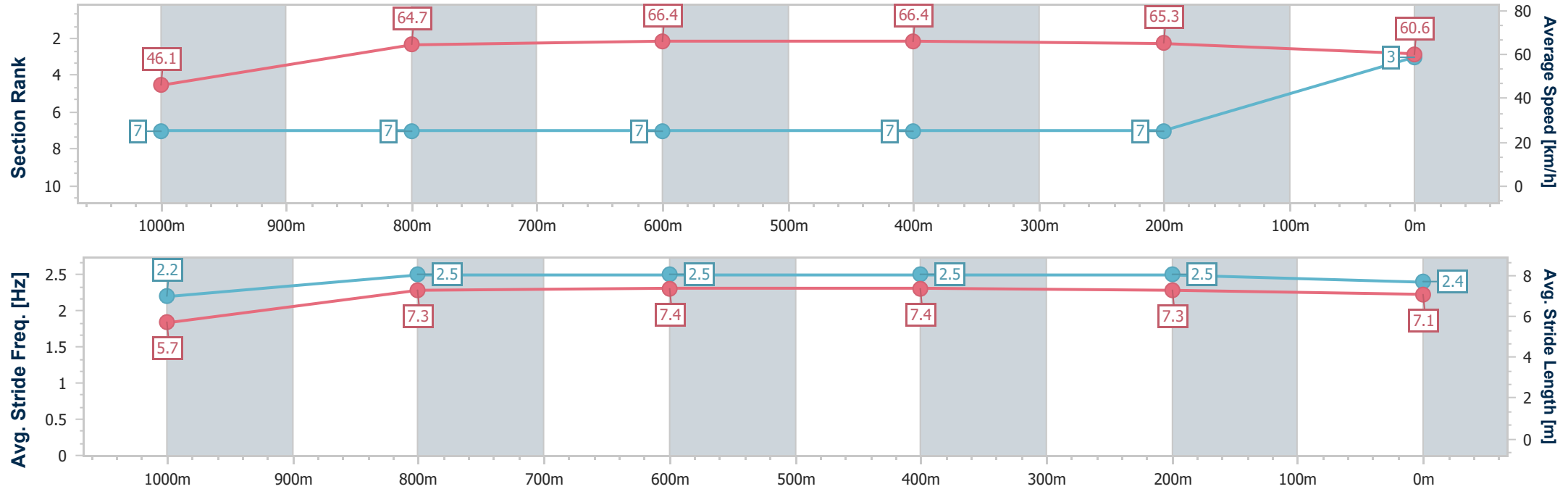
Horse/Jockey Name	Moment Of Truth
Final Rank	3
Fastest Section Time (Section)	0:07.84 (Overall)
Top Speed [km/h] (Section)	68.5 (800m)
Race State	Finished



RockhamptonProfessional  
Race 6: CELEBRATE CHRISTMAS AT CALLAGHAN PARK  
BENCHMARK 55 Handicap - 1100m  
03 November 2025 - 16:04  
Track Rating: Good 4, Weather: Overcast, Rail Position: 6.5 metres  
Entire Course.



Section	Overall	1000m	800m	600m	400m	200m								
Section Times	1:03.70 [3] (0:07.84)	0:55.86 [7] (0:11.09)	0:44.77 [7] (0:10.95)	0:33.82 [7] (0:10.88)	0:22.94 [7] (0:11.04)	0:11.90 [7] (0:11.90)								
Average Speed [km/h]	46.1	64.7	66.4	66.4	65.3	60.6								
Top Speed [km/h]	59.6	68.2	68.5	66.9	67.4	64.6								
Avg. Dist. to Rail [m]	4.5	0.6	1.3	3.4	4.3	5.3								
Avg. Stride Freq. [Hz]	2.2	2.5	2.5	2.5	2.5	2.4								
Avg. Stride Length [m]	5.7	7.3	7.4	7.4	7.3	7.1								





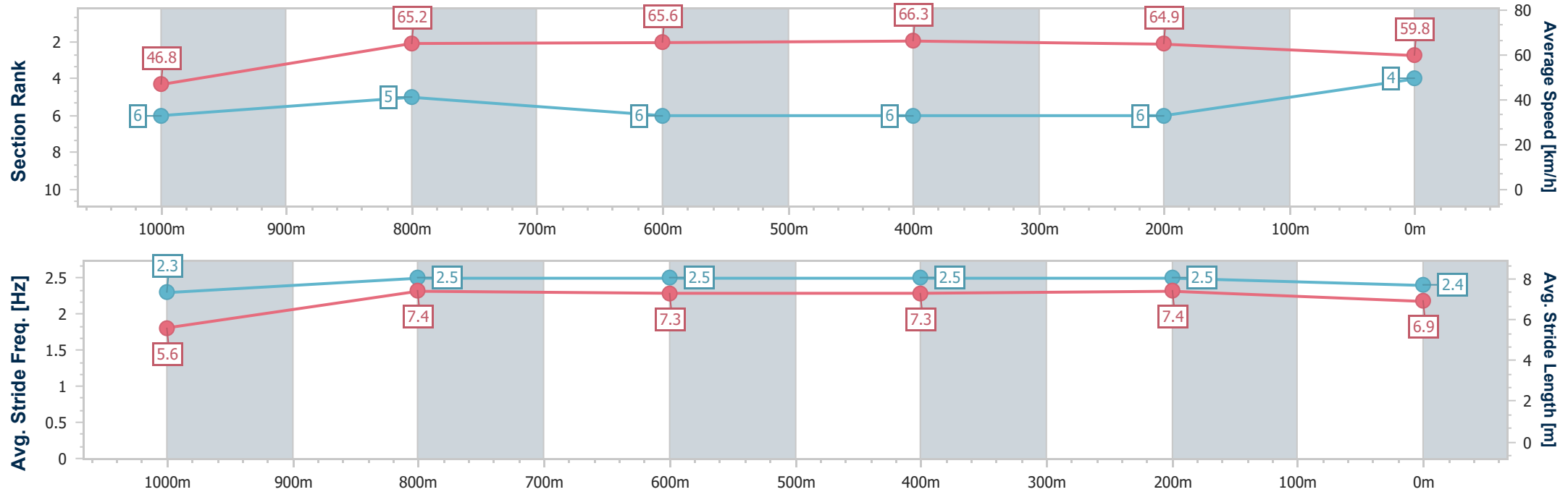
Horse/Jockey Name	Bull Dimple Rum
Final Rank	4
Fastest Section Time (Section)	0:07.68 (Overall)
Top Speed [km/h] (Section)	66.9 (800m)
Race State	Finished



RockhamptonProfessional  
Race 6: CELEBRATE CHRISTMAS AT CALLAGHAN PARK  
BENCHMARK 55 Handicap - 1100m  
03 November 2025 - 16:04  
Track Rating: Good 4, Weather: Overcast, Rail Position: 6.5 metres  
Entire Course.



Section	Overall	1000m	800m	600m	400m	200m							
Section Times	1:03.77 [4] (0:07.68)	0:56.09 [6] (0:11.00)	0:45.09 [5] (0:11.06)	0:34.03 [6] (0:10.89)	0:23.14 [6] (0:11.10)	0:12.04 [6] (0:12.04)							
Average Speed [km/h]	46.8	65.2	65.6	66.3	64.9	59.8							
Top Speed [km/h]	59.9	66.8	66.9	66.8	66.5	63.3							
Avg. Dist. to Rail [m]	1.6	0.7	1.3	2.8	4.4	5.7							
Avg. Stride Freq. [Hz]	2.3	2.5	2.5	2.5	2.5	2.4							
Avg. Stride Length [m]	5.6	7.4	7.3	7.3	7.4	6.9							





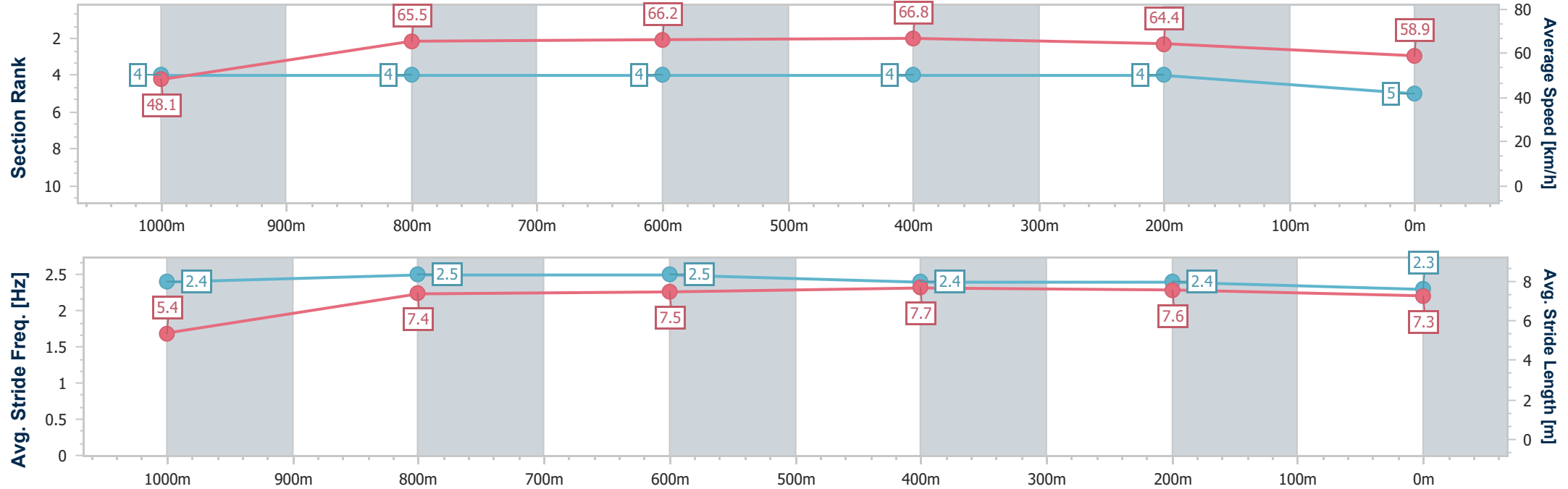
Horse/Jockey Name	Love My Louis
Final Rank	5
Fastest Section Time (Section)	0:07.52 (Overall)
Top Speed [km/h] (Section)	67.8 (800m)
Race State	Finished



RockhamptonProfessional  
Race 6: CELEBRATE CHRISTMAS AT CALLAGHAN PARK  
BENCHMARK 55 Handicap - 1100m  
03 November 2025 - 16:04  
Track Rating: Good 4, Weather: Overcast, Rail Position: 6.5 metres  
Entire Course.



Section	Overall	1000m	800m	600m	400m	200m								
Section Times	1:03.82 [5] (0:07.52)	0:56.30 [4] (0:11.03)	0:45.27 [4] (0:11.10)	0:34.17 [4] (0:10.79)	0:23.38 [4] (0:11.19)	0:12.19 [4] (0:12.19)								
Average Speed [km/h]	48.1	65.5	66.2	66.8	64.4	58.9								
Top Speed [km/h]	62.6	66.8	67.8	67.6	66.3	62.1								
Avg. Dist. to Rail [m]	2.6	0.8	2.7	4.1	5.8	7.7								
Avg. Stride Freq. [Hz]	2.4	2.5	2.5	2.4	2.4	2.3								
Avg. Stride Length [m]	5.4	7.4	7.5	7.7	7.6	7.3								





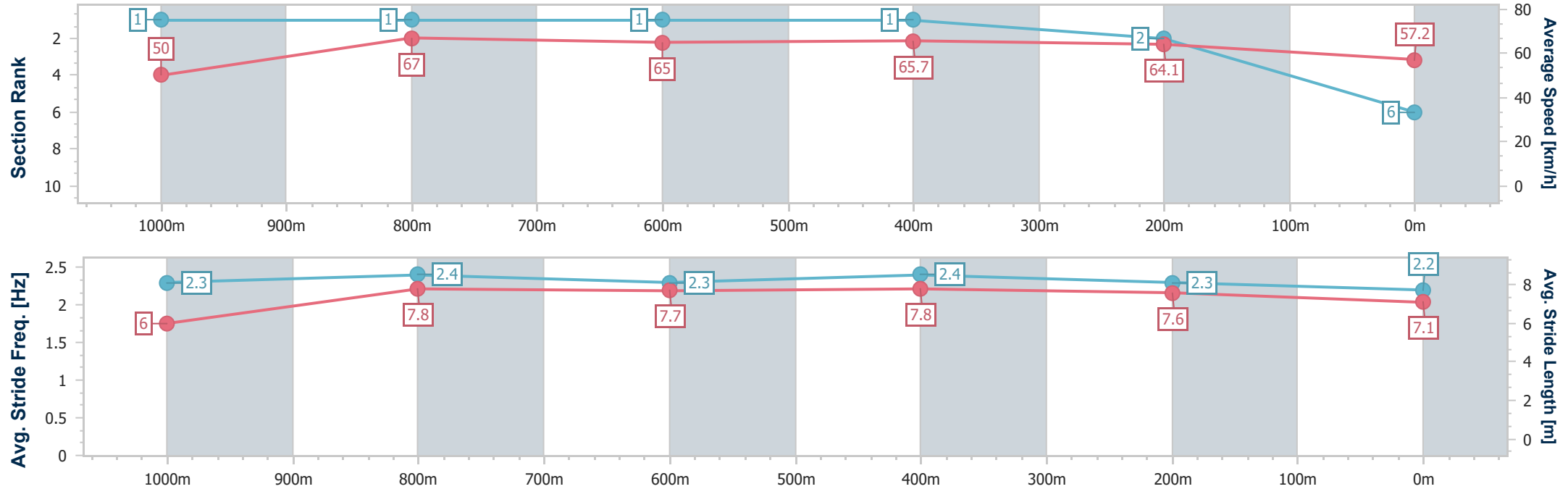
Horse/Jockey Name	Snazzy Snitzel
Final Rank	6
Fastest Section Time (Section)	0:07.23 (Overall)
Top Speed [km/h] (Section)	68.0 (1000m)
Race State	Finished



RockhamptonProfessional  
Race 6: CELEBRATE CHRISTMAS AT CALLAGHAN PARK  
BENCHMARK 55 Handicap - 1100m  
03 November 2025 - 16:04  
Track Rating: Good 4, Weather: Overcast, Rail Position: 6.5 metres  
Entire Course.



Section	Overall	1000m	800m	600m	400m	200m							
Section Times	1:03.87 [6] (0:07.23)	0:56.64 [1] (0:10.73)	0:45.91 [1] (0:11.14)	0:34.77 [1] (0:10.99)	0:23.78 [1] (0:11.24)	0:12.54 [2] (0:12.54)							
Average Speed [km/h]	50.0	67.0	65.0	65.7	64.1	57.2							
Top Speed [km/h]	65.4	68.0	66.3	66.4	65.8	61.5							
Avg. Dist. to Rail [m]	3.0	1.0	1.2	2.0	2.8	3.2							
Avg. Stride Freq. [Hz]	2.3	2.4	2.3	2.4	2.3	2.2							
Avg. Stride Length [m]	6.0	7.8	7.7	7.8	7.6	7.1							





Horse/Jockey Name	Making History
Final Rank	7
Fastest Section Time (Section)	0:07.54 (Overall)
Top Speed [km/h] (Section)	67.2 (600m)
Race State	Finished



RockhamptonProfessional  
Race 6: CELEBRATE CHRISTMAS AT CALLAGHAN PARK  
BENCHMARK 55 Handicap - 1100m  
03 November 2025 - 16:04  
Track Rating: Good 4, Weather: Overcast, Rail Position: 6.5 metres  
Entire Course.



Section	Overall	1000m	800m	600m	400m	200m								
Section Times	1:03.91 [7] (0:07.54)	0:56.37 [5] (0:11.18)	0:45.19 [6] (0:10.94)	0:34.25 [5] (0:10.83)	0:23.42 [5] (0:11.22)	0:12.20 [5] (0:12.20)								
Average Speed [km/h]	48.1	64.2	65.4	66.5	64.0	59.1								
Top Speed [km/h]	60.5	66.3	66.0	67.2	66.1	62.2								
Avg. Dist. to Rail [m]	4.1	0.9	0.7	1.4	3.8	6.2								
Avg. Stride Freq. [Hz]	2.2	2.4	2.4	2.4	2.4	2.3								
Avg. Stride Length [m]	5.9	7.3	7.3	7.5	7.2	7.0								

