



**Eagle Farm Professional**  
**Race 1: NICK BAINBRIGGE Fillies and Mares No Metro Wins Handicap**  
**(Weights raised 0.5kg) - 1400m**  
**08 November 2025 - 11:33**



Track Rating: Good 4, Weather: Fine, Rail Position: +3m Entire Course

Section						Overall	1200m	1000m	800m	600m	400m	Last 600m	
Field Times						1:21.28 (0:13.43)	1:07.85 (0:10.51)	0:57.34 (0:11.11)	0:46.23 (0:11.62)	0:34.61 (0:11.71)	0:22.90 (0:11.31)	0:34.61	
Rank	TAB	Horse/Jockey	Barrier	Top Speed [km/h]	Fastest Section								Distance Travelled [m]
1	5	POCKETMONEY	4	67.7	0:10.87	1:21.28 [1]	1:07.62 [6]	0:56.71 [6]	0:45.44 [6]	0:33.89 [6]	0:22.43 [6]	0:33.89	
		Daniel Moor		1200m	400m	(0:13.66)	(0:10.91)	(0:11.27)	(0:11.55)	(0:11.46)	(0:10.87)		
2	11	TRAPEDO	5	67.3	0:10.90	1:21.33 [2]	1:07.13 [10]	0:56.13 [10]	0:44.87 [9]	0:33.69 [9]	0:22.33 [9]	0:33.69	-7
		Cejay Graham		1200m	400m	(0:14.20)	(0:11.00)	(0:11.26)	(0:11.18)	(0:11.36)	(0:10.90)		
3	7	CREATIVITY MISS	6	69.4	0:10.78	1:21.42 [3]	1:07.86 [4]	0:57.08 [5]	0:45.75 [5]	0:34.18 [5]	0:22.68 [5]	0:34.18	+4
		Emily Lang		1200m	1200m	(0:13.56)	(0:10.78)	(0:11.33)	(0:11.57)	(0:11.50)	(0:10.95)		
4	3	ARALETTA	2	69.2	0:10.66	1:21.46 [4]	1:07.90 [5]	0:57.24 [4]	0:45.92 [4]	0:34.35 [4]	0:22.86 [2]	0:34.35	-2
		Damien Thornton		1200m	1200m	(0:13.56)	(0:10.66)	(0:11.32)	(0:11.57)	(0:11.49)	(0:11.09)		
5	1	ELLA TE AMA	1	68.5	0:10.80	1:22.09 [5]	1:08.26 [8]	0:57.46 [7]	0:46.21 [7]	0:34.69 [7]	0:23.10 [8]	0:34.69	-2
		Stacey Callow		1200m	1200m	(0:13.83)	(0:10.80)	(0:11.25)	(0:11.52)	(0:11.59)	(0:11.15)		
6	4	KINROSS LANE	3	67.5	0:10.98	1:22.11 [6]	1:08.35 [7]	0:57.37 [8]	0:45.87 [8]	0:34.55 [8]	0:23.17 [7]	0:34.55	+3
		Ben Thompson		1200m	1200m	(0:13.76)	(0:10.98)	(0:11.50)	(0:11.32)	(0:11.38)	(0:11.15)		
7	10	TIGON PRINCESS	8	70.9	0:10.43	1:22.15 [7]	1:08.64 [3]	0:58.21 [1]	0:47.10 [1]	0:35.48 [1]	0:23.77 [1]	0:35.48	+0
		Madeleine Wishart		1200m	1200m	(0:13.51)	(0:10.43)	(0:11.11)	(0:11.62)	(0:11.71)	(0:11.48)		
8	6	TYPHOON TIP	7	67.3	0:10.87	1:22.29 [8]	1:08.35 [9]	0:57.48 [9]	0:45.82 [10]	0:34.46 [10]	0:23.16 [10]	0:34.46	+7
		Georgina Cartwright		1200m	1200m	(0:13.94)	(0:10.87)	(0:11.66)	(0:11.36)	(0:11.30)	(0:11.15)		
9	9	PRIDE OF VENUS	10	70.6	0:10.64	1:22.63 [9]	1:09.20 [1]	0:58.56 [3]	0:47.19 [3]	0:35.61 [3]	0:23.89 [4]	0:35.61	+2
		Angela Jones		1200m	1200m	(0:13.43)	(0:10.64)	(0:11.37)	(0:11.58)	(0:11.72)	(0:11.35)		
10	8	KEIKO SAY	11	69.8	0:10.52	1:24.81 [10]	1:11.35 [2]	1:00.83 [2]	0:49.58 [2]	0:38.03 [2]	0:26.14 [3]	0:38.03	+1
		Jace McMurray		1200m	1200m	(0:13.46)	(0:10.52)	(0:11.25)	(0:11.55)	(0:11.89)	(0:11.72)		

Scratched: Luton Hoo (#2), Rubydoo (#12)

Report Created: Fri 14 November 2025 10:54 GMT (Note: Timing is based on position data)

Page 1/12

[ ] Ranking at each section and finish  
-:-:- No data available at this section  
NA No data available

SCN Saddle cloth number  
DNF Did not finish  
DNT Did not track

data processed by  TRIPLESDATA



**Eagle Farm Professional**  
**Race 1: NICK BAINBRIGGE Fillies and Mares No Metro Wins Handicap**  
**(Weights raised 0.5kg) - 1400m**  
**08 November 2025 - 11:33**



Track Rating: Good 4, Weather: Fine, Rail Position: +3m Entire Course

Section Field Times		200m 0:11.59 (0:11.59)		Last 600m 0:34.61			
Rank	TAB	Horse/Jockey	Barrier	Top Speed [km/h]	Fastest Section	Margin	Distance Travelled [m]
1	5	POCKETMONEY	4	67.7	0:10.87	0:11.56 [3]	1:21.28
		Daniel Moor		1200m	400m	(0:11.56)	0:33.89
2	11	TRAPEDO	5	67.3	0:10.90	0:11.43 [5]	0.24L
		Cejay Graham		1200m	400m	(0:11.43)	0:33.69 -7
3	7	CREATIVITY MISS	6	69.4	0:10.78	0:11.73 [2]	0.78L
		Emily Lang		1200m	1200m	(0:11.73)	0:34.18 +4
4	3	ARALETTA	2	69.2	0:10.66	0:11.77 [1]	1.03L
		Damien Thornton		1200m	1200m	(0:11.77)	0:34.35 -2
5	1	ELLA TE AMA	1	68.5	0:10.80	0:11.95 [8]	4.73L
		Stacey Callow		1200m	1200m	(0:11.95)	0:34.69 -2
6	4	KINROSS LANE	3	67.5	0:10.98	0:12.02 [7]	4.88L
		Ben Thompson		1200m	1200m	(0:12.02)	0:34.55 +3
7	10	TIGON PRINCESS	8	70.9	0:10.43	0:12.29 [4]	5.08L
		Madeleine Wishart		1200m	1200m	(0:12.29)	0:35.48 +0
8	6	TYPHOON TIP	7	67.3	0:10.87	0:12.01 [9]	5.93L
		Georgina Cartwright		1200m	1200m	(0:12.01)	0:34.46 +7
9	9	PRIDE OF VENUS	10	70.6	0:10.64	0:12.54 [6]	7.9L
		Angela Jones		1200m	1200m	(0:12.54)	0:35.61 +2
10	8	KEIKO SAY	11	69.8	0:10.52	0:14.42 [10]	20.73L
		Jace McMurray		1200m	1200m	(0:14.42)	0:38.03 +1

Scratched: Luton Hoo (#2), Rubydoo (#12)

Report Created: Fri 14 November 2025 10:54 GMT (Note: Timing is based on position data)

Page 2/12

[ ] Ranking at each section and finish  
-:-:- No data available at this section  
NA No data available

SCN Saddle cloth number  
DNF Did not finish  
DNT Did not track

data processed by  TRIPLESDATA



Horse/Jockey Name	Pocketmoney
Final Rank	1
Fastest Section Time (Section)	0:10.87 (400m)
Top Speed [km/h] (Section)	67.7 (1200m)
Race State	Finished

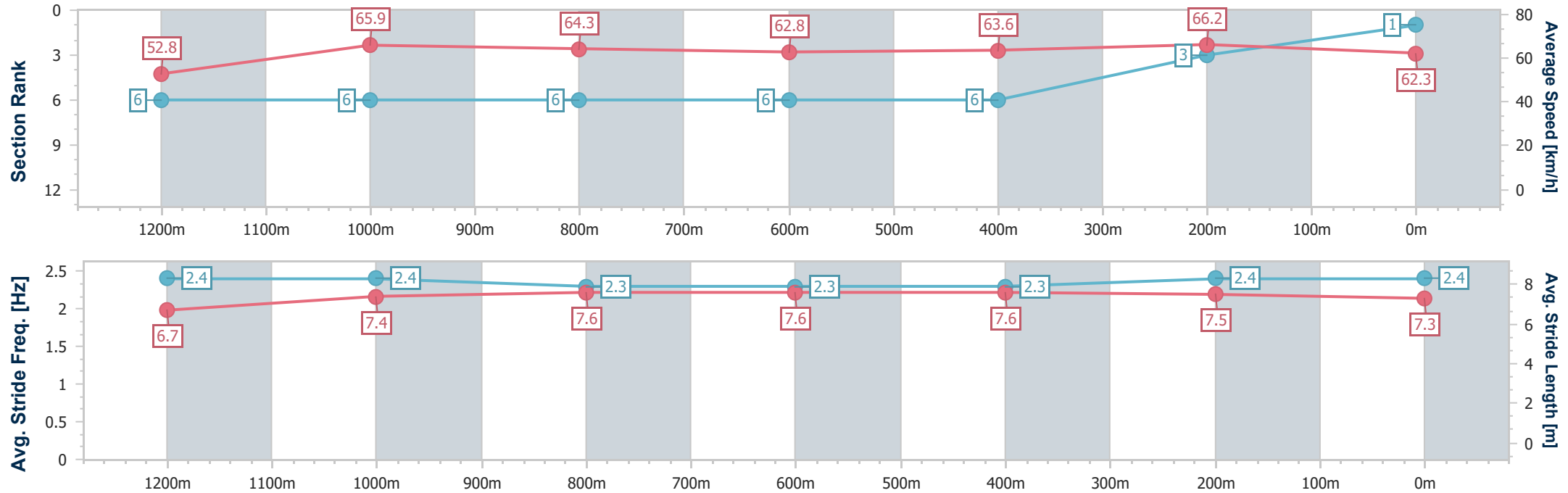


Eagle FarmProfessional  
Race 1: NICK BAINBRIGGE Fillies and Mares No Metro Wins  
Handicap (Weights raised 0.5kg) - 1400m  
08 November 2025 - 11:33  
Track Rating: Good 4, Weather: Fine, Rail Position: +3m Entire Course



BRISBANE  
RACING CLUB

Section	Overall	1200m	1000m	800m	600m	400m	200m						
Section Times	1:21.28 [1] (0:13.66)	1:07.62 [6] (0:10.91)	0:56.71 [6] (0:11.27)	0:45.44 [6] (0:11.55)	0:33.89 [6] (0:11.46)	0:22.43 [6] (0:10.87)	0:11.56 [3] (0:11.56)						
Average Speed [km/h]	52.8	65.9	64.3	62.8	63.6	66.2	62.3						
Top Speed [km/h]	67.6	67.7	64.8	64.4	66.5	67.1	64.9						
Avg. Dist. to Rail [m]	4.4	1.3	0.8	1.4	3.0	7.2	8.1						
Avg. Stride Freq. [Hz]	2.4	2.4	2.3	2.3	2.3	2.4	2.4						
Avg. Stride Length [m]	6.7	7.4	7.6	7.6	7.6	7.5	7.3						





Horse/Jockey Name	Trapedo
Final Rank	2
Fastest Section Time (Section)	0:10.90 (400m)
Top Speed [km/h] (Section)	67.3 (1200m)
Race State	Finished

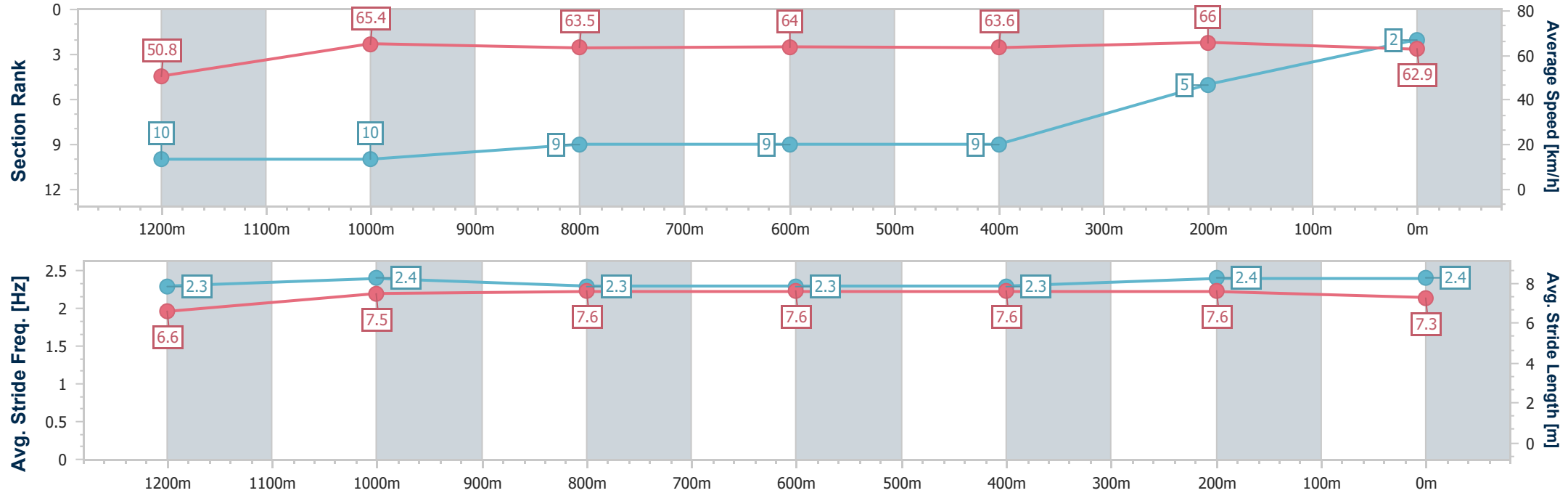


Eagle Farm Professional  
Race 1: NICK BAINBRIGGE Fillies and Mares No Metro Wins  
Handicap (Weights raised 0.5kg) - 1400m  
08 November 2025 - 11:33  
Track Rating: Good 4, Weather: Fine, Rail Position: +3m Entire Course



BRISBANE  
RACING CLUB

Section	Overall	1200m	1000m	800m	600m	400m	200m						
Section Times	1:21.33 [2] (0:14.20)	1:07.13 [10] (0:11.00)	0:56.13 [10] (0:11.26)	0:44.87 [9] (0:11.18)	0:33.69 [9] (0:11.36)	0:22.33 [9] (0:10.90)	0:11.43 [5] (0:11.43)						
Average Speed [km/h]	50.8	65.4	63.5	64.0	63.6	66.0	62.9						
Top Speed [km/h]	65.3	67.3	65.6	65.6	66.4	66.7	65.8						
Avg. Dist. to Rail [m]	4.8	1.8	1.2	2.2	1.2	3.5	5.2						
Avg. Stride Freq. [Hz]	2.3	2.4	2.3	2.3	2.3	2.4	2.4						
Avg. Stride Length [m]	6.6	7.5	7.6	7.6	7.6	7.6	7.3						



[ ] Ranking at each section and finish  
-.-.- No data available at this section  
NA No data available



Horse/Jockey Name	Creativity Miss
Final Rank	3
Fastest Section Time (Section)	0:10.78 (1200m)
Top Speed [km/h] (Section)	69.4 (1200m)
Race State	Finished

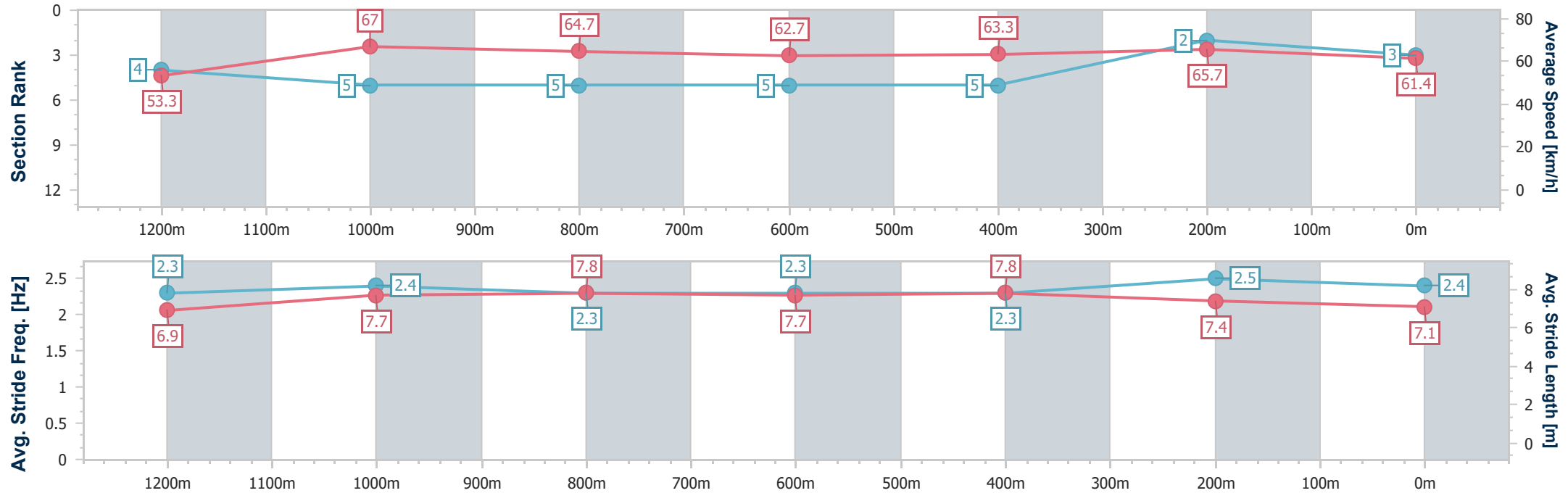


Eagle FarmProfessional  
Race 1: NICK BAINBRIGGE Fillies and Mares No Metro Wins  
Handicap (Weights raised 0.5kg) - 1400m  
08 November 2025 - 11:33  
Track Rating: Good 4, Weather: Fine, Rail Position: +3m Entire Course



BRISBANE  
RACING CLUB

Section	Overall	1200m	1000m	800m	600m	400m	200m						
Section Times	1:21.42 [3] (0:13.56)	1:07.86 [4] (0:10.78)	0:57.08 [5] (0:11.33)	0:45.75 [5] (0:11.57)	0:34.18 [5] (0:11.50)	0:22.68 [5] (0:10.95)	0:11.73 [2] (0:11.73)						
Average Speed [km/h]	53.3	67.0	64.7	62.7	63.3	65.7	61.4						
Top Speed [km/h]	68.8	69.4	65.4	64.7	64.9	66.6	64.8						
Avg. Dist. to Rail [m]	7.0	4.9	3.3	2.2	1.7	7.7	7.9						
Avg. Stride Freq. [Hz]	2.3	2.4	2.3	2.3	2.3	2.5	2.4						
Avg. Stride Length [m]	6.9	7.7	7.8	7.7	7.8	7.4	7.1						





Horse/Jockey Name	Araletta
Final Rank	4
Fastest Section Time (Section)	0:10.66 (1200m)
Top Speed [km/h] (Section)	69.2 (1200m)
Race State	Finished

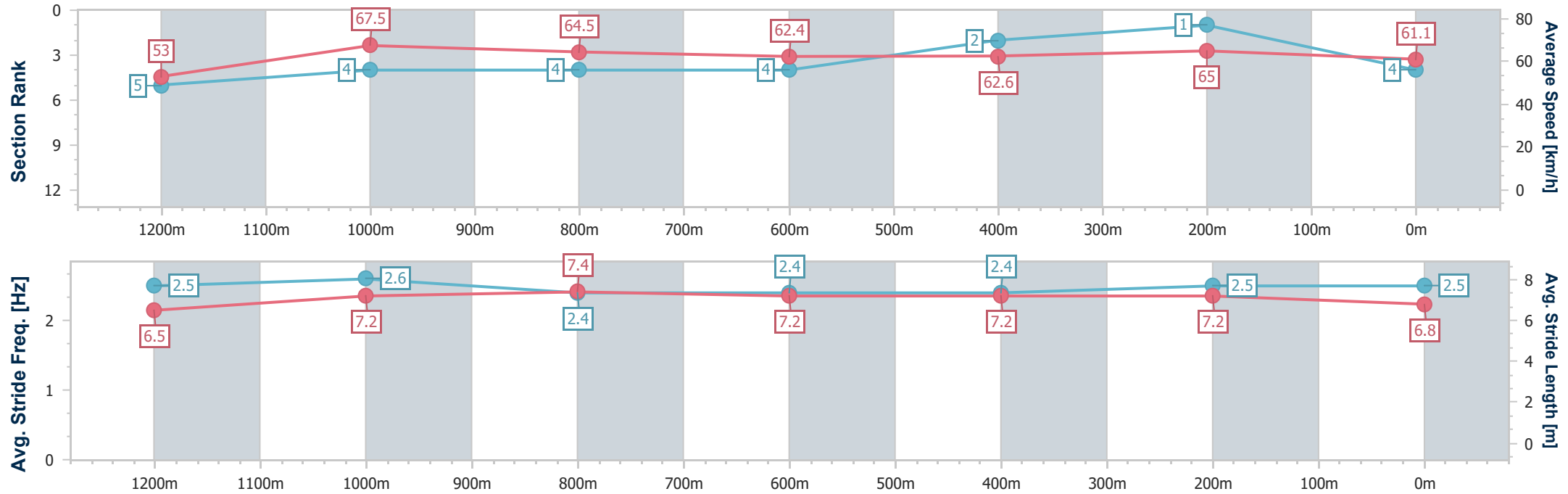


Eagle FarmProfessional  
Race 1: NICK BAINBRIGGE Fillies and Mares No Metro Wins  
Handicap (Weights raised 0.5kg) - 1400m  
08 November 2025 - 11:33  
Track Rating: Good 4, Weather: Fine, Rail Position: +3m Entire  
Course



BRISBANE  
RACING CLUB

Section	Overall	1200m	1000m	800m	600m	400m	200m						
Section Times	1:21.46 [4] (0:13.56)	1:07.90 [5] (0:10.66)	0:57.24 [4] (0:11.32)	0:45.92 [4] (0:11.57)	0:34.35 [4] (0:11.49)	0:22.86 [2] (0:11.09)	0:11.77 [1] (0:11.77)						
Average Speed [km/h]	53.0	67.5	64.5	62.4	62.6	65.0	61.1						
Top Speed [km/h]	67.2	69.2	66.0	63.7	63.7	65.8	64.5						
Avg. Dist. to Rail [m]	3.2	2.5	2.4	1.1	0.5	2.0	2.5						
Avg. Stride Freq. [Hz]	2.5	2.6	2.4	2.4	2.4	2.5	2.5						
Avg. Stride Length [m]	6.5	7.2	7.4	7.2	7.2	7.2	6.8						



[ ] Ranking at each section and finish  
-.-.- No data available at this section  
NA No data available



Horse/Jockey Name	Ella Te Ama
Final Rank	5
Fastest Section Time (Section)	0:10.80 (1200m)
Top Speed [km/h] (Section)	68.5 (1200m)
Race State	Finished

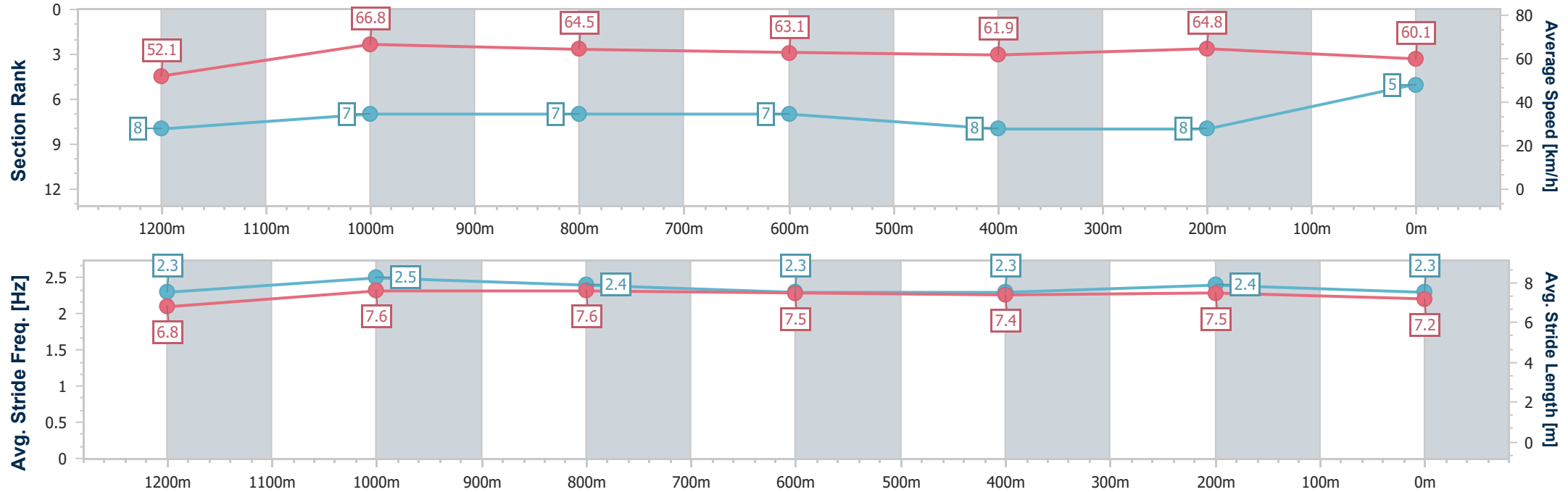


Eagle Farm Professional  
Race 1: NICK BAINBRIGGE Fillies and Mares No Metro Wins  
Handicap (Weights raised 0.5kg) - 1400m  
08 November 2025 - 11:33  
Track Rating: Good 4, Weather: Fine, Rail Position: +3m Entire Course



BRISBANE  
RACING CLUB

Section	Overall	1200m	1000m	800m	600m	400m	200m						
Section Times	1:22.09 [5] (0:13.83)	1:08.26 [8] (0:10.80)	0:57.46 [7] (0:11.25)	0:46.21 [7] (0:11.52)	0:34.69 [7] (0:11.59)	0:23.10 [8] (0:11.15)	0:11.95 [8] (0:11.95)						
Average Speed [km/h]	52.1	66.8	64.5	63.1	61.9	64.8	60.1						
Top Speed [km/h]	66.8	68.5	65.2	64.8	64.1	65.4	63.2						
Avg. Dist. to Rail [m]	2.0	1.7	1.6	1.5	0.5	0.9	0.8						
Avg. Stride Freq. [Hz]	2.3	2.5	2.4	2.3	2.3	2.4	2.3						
Avg. Stride Length [m]	6.8	7.6	7.6	7.5	7.4	7.5	7.2						



- [ ] Ranking at each section and finish
- .-.- No data available at this section
- NA No data available



Horse/Jockey Name	Kinross Lane
Final Rank	6
Fastest Section Time (Section)	0:10.98 (1200m)
Top Speed [km/h] (Section)	67.5 (1200m)
Race State	Finished

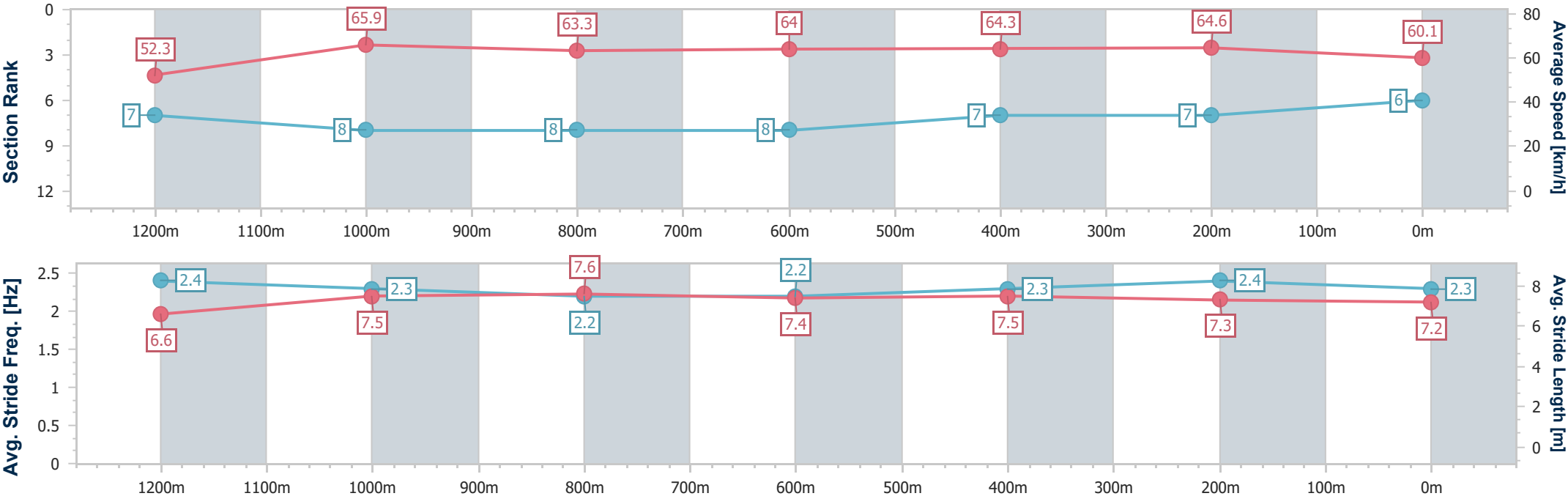


Eagle FarmProfessional  
Race 1: NICK BAINBRIGGE Fillies and Mares No Metro Wins  
Handicap (Weights raised 0.5kg) - 1400m  
08 November 2025 - 11:33  
Track Rating: Good 4, Weather: Fine, Rail Position: +3m Entire  
Course



BRISBANE  
RACING CLUB

Section	Overall	1200m	1000m	800m	600m	400m	200m						
Section Times	1:22.11 [6] (0:13.76)	1:08.35 [7] (0:10.98)	0:57.37 [8] (0:11.50)	0:45.87 [8] (0:11.32)	0:34.55 [8] (0:11.38)	0:23.17 [7] (0:11.15)	0:12.02 [7] (0:12.02)						
Average Speed [km/h]	52.3	65.9	63.3	64.0	64.3	64.6	60.1						
Top Speed [km/h]	65.8	67.5	65.5	66.1	65.4	66.0	62.6						
Avg. Dist. to Rail [m]	3.7	2.9	2.5	1.6	3.2	7.9	8.1						
Avg. Stride Freq. [Hz]	2.4	2.3	2.2	2.2	2.3	2.4	2.3						
Avg. Stride Length [m]	6.6	7.5	7.6	7.4	7.5	7.3	7.2						



- [ ] Ranking at each section and finish
- .-.- No data available at this section
- NA No data available





Horse/Jockey Name	Tigon Princess
Final Rank	7
Fastest Section Time (Section)	0:10.43 (1200m)
Top Speed [km/h] (Section)	70.9 (1200m)
Race State	Finished

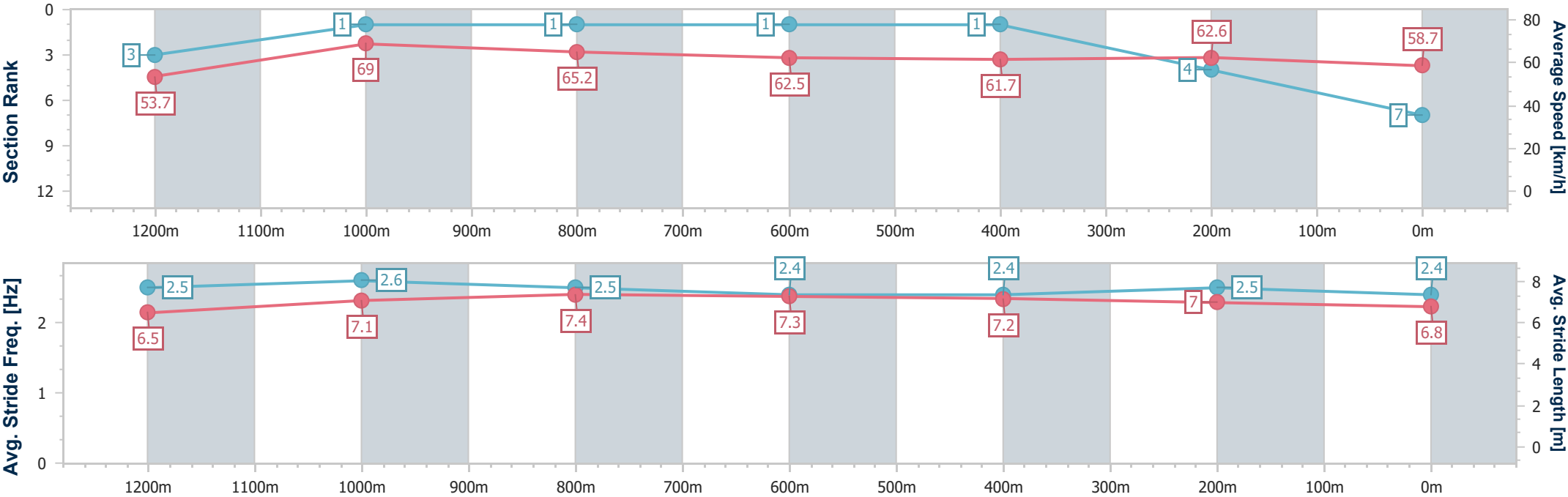


Eagle FarmProfessional  
Race 1: NICK BAINBRIGGE Fillies and Mares No Metro Wins  
Handicap (Weights raised 0.5kg) - 1400m  
08 November 2025 - 11:33  
Track Rating: Good 4, Weather: Fine, Rail Position: +3m Entire  
Course



BRISBANE  
RACING CLUB

Section	Overall	1200m	1000m	800m	600m	400m	200m						
Section Times	1:22.15 [7] (0:13.51)	1:08.64 [3] (0:10.43)	0:58.21 [1] (0:11.11)	0:47.10 [1] (0:11.62)	0:35.48 [1] (0:11.71)	0:23.77 [1] (0:11.48)	0:12.29 [4] (0:12.29)						
Average Speed [km/h]	53.7	69.0	65.2	62.5	61.7	62.6	58.7						
Top Speed [km/h]	70.4	70.9	66.3	64.6	62.6	63.6	61.4						
Avg. Dist. to Rail [m]	7.1	3.3	1.9	1.7	0.6	2.2	3.2						
Avg. Stride Freq. [Hz]	2.5	2.6	2.5	2.4	2.4	2.5	2.4						
Avg. Stride Length [m]	6.5	7.1	7.4	7.3	7.2	7.0	6.8						





Horse/Jockey Name	Typhoon Tip
Final Rank	8
Fastest Section Time (Section)	0:10.87 (1200m)
Top Speed [km/h] (Section)	67.3 (1200m)
Race State	Finished

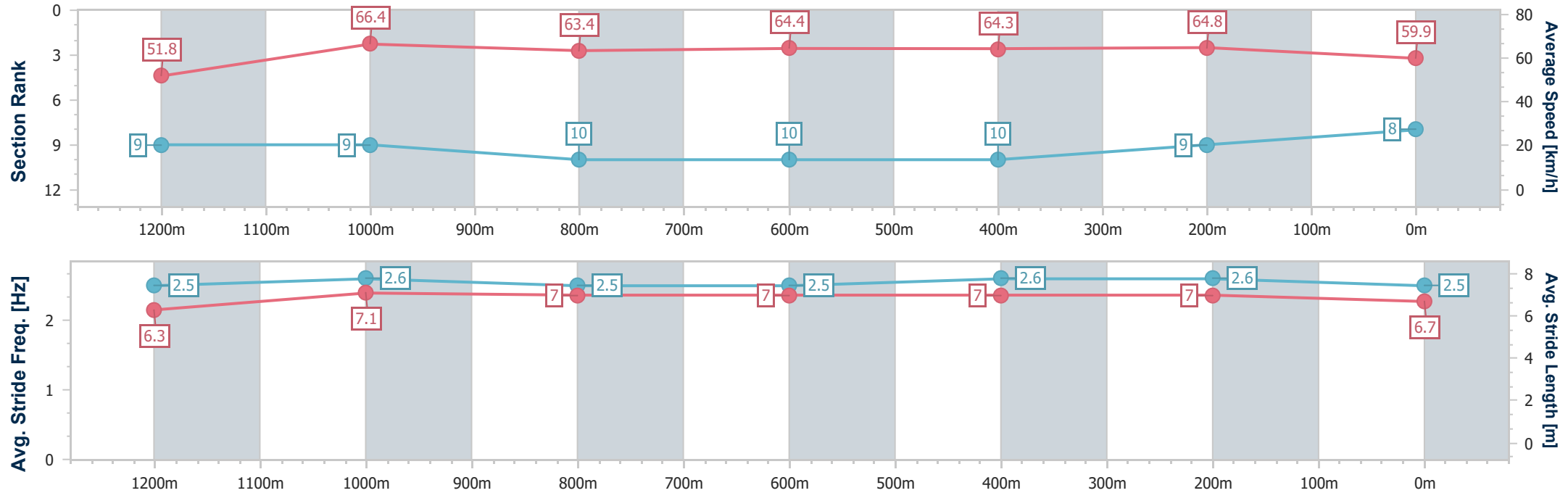


Eagle FarmProfessional  
Race 1: NICK BAINBRIGGE Fillies and Mares No Metro Wins  
Handicap (Weights raised 0.5kg) - 1400m  
08 November 2025 - 11:33  
Track Rating: Good 4, Weather: Fine, Rail Position: +3m Entire Course



BRISBANE  
RACING CLUB

Section	Overall	1200m	1000m	800m	600m	400m	200m						
Section Times	1:22.29 [8] (0:13.94)	1:08.35 [9] (0:10.87)	0:57.48 [9] (0:11.66)	0:45.82 [10] (0:11.36)	0:34.46 [10] (0:11.30)	0:23.16 [10] (0:11.15)	0:12.01 [9] (0:12.01)						
Average Speed [km/h]	51.8	66.4	63.4	64.4	64.3	64.8	59.9						
Top Speed [km/h]	65.4	67.3	65.9	65.9	67.1	65.7	62.4						
Avg. Dist. to Rail [m]	6.5	4.1	5.0	3.5	2.3	4.9	5.3						
Avg. Stride Freq. [Hz]	2.5	2.6	2.5	2.5	2.6	2.6	2.5						
Avg. Stride Length [m]	6.3	7.1	7.0	7.0	7.0	7.0	6.7						





Horse/Jockey Name	Pride Of Venus
Final Rank	9
Fastest Section Time (Section)	0:10.64 (1200m)
Top Speed [km/h] (Section)	70.6 (1200m)
Race State	Finished

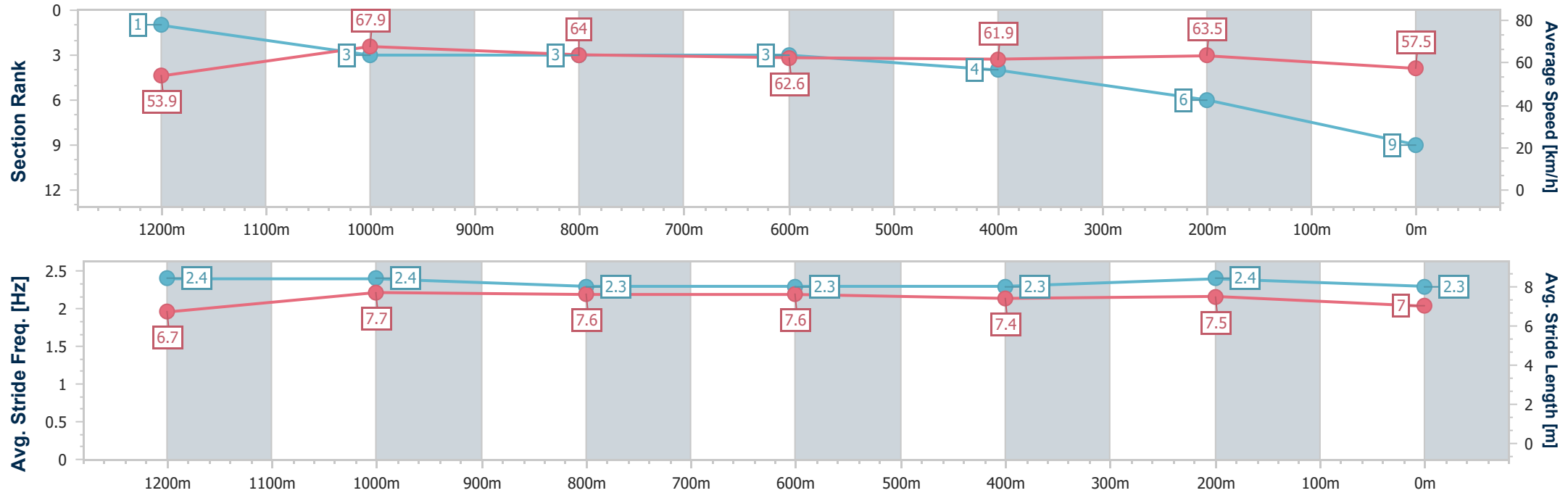


Eagle FarmProfessional  
Race 1: NICK BAINBRIGGE Fillies and Mares No Metro Wins  
Handicap (Weights raised 0.5kg) - 1400m  
08 November 2025 - 11:33  
Track Rating: Good 4, Weather: Fine, Rail Position: +3m Entire Course



BRISBANE  
RACING CLUB

Section	Overall	1200m	1000m	800m	600m	400m	200m						
Section Times	1:22.63 [9] (0:13.43)	1:09.20 [1] (0:10.64)	0:58.56 [3] (0:11.37)	0:47.19 [3] (0:11.58)	0:35.61 [3] (0:11.72)	0:23.89 [4] (0:11.35)	0:12.54 [6] (0:12.54)						
Average Speed [km/h]	53.9	67.9	64.0	62.6	61.9	63.5	57.5						
Top Speed [km/h]	70.3	70.6	64.7	64.0	63.7	65.7	59.7						
Avg. Dist. to Rail [m]	9.1	5.3	2.5	1.0	2.0	5.8	6.0						
Avg. Stride Freq. [Hz]	2.4	2.4	2.3	2.3	2.3	2.4	2.3						
Avg. Stride Length [m]	6.7	7.7	7.6	7.6	7.4	7.5	7.0						





Horse/Jockey Name	Keiko Say
Final Rank	10
Fastest Section Time (Section)	0:10.52 (1200m)
Top Speed [km/h] (Section)	69.8 (1200m)
Race State	Finished

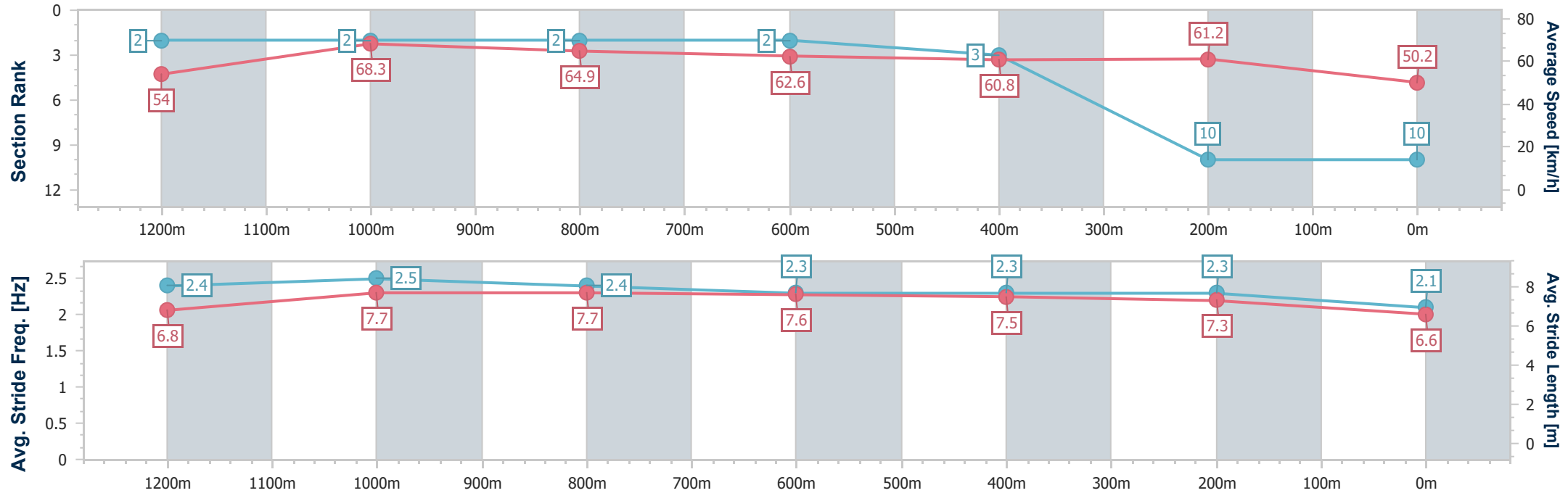


Eagle FarmProfessional  
Race 1: NICK BAINBRIGGE Fillies and Mares No Metro Wins  
Handicap (Weights raised 0.5kg) - 1400m  
08 November 2025 - 11:33  
Track Rating: Good 4, Weather: Fine, Rail Position: +3m Entire  
Course



BRISBANE  
RACING CLUB

Section	Overall	1200m	1000m	800m	600m	400m	200m						
Section Times	1:24.81 [10] (0:13.46)	1:11.35 [2] (0:10.52)	1:00.83 [2] (0:11.25)	0:49.58 [2] (0:11.55)	0:38.03 [2] (0:11.89)	0:26.14 [3] (0:11.72)	0:14.42 [10] (0:14.42)						
Average Speed [km/h]	54.0	68.3	64.9	62.6	60.8	61.2	50.2						
Top Speed [km/h]	68.7	69.8	66.3	63.9	62.3	62.8	57.9						
Avg. Dist. to Rail [m]	10.1	4.3	2.3	1.2	0.9	3.0	2.1						
Avg. Stride Freq. [Hz]	2.4	2.5	2.4	2.3	2.3	2.3	2.1						
Avg. Stride Length [m]	6.8	7.7	7.7	7.6	7.5	7.3	6.6						





# Eagle Farm Professional

## Race 2: GET WELL SOON NIKITA Class 1 Plate - 1200m

08 November 2025 - 12:08



BRISBANE  
RACING CLUB

Track Rating: Good 4, Weather: Fine, Rail Position: +3m Entire Course

Section						Overall	1000m	800m	600m	400m	200m	Last 600m		
Field Times						1:08.63 (0:13.27)	0:55.36 (0:10.77)	0:44.59 (0:10.89)	0:33.70 (0:10.98)	0:22.72 (0:10.92)	0:11.80 (0:11.80)	0:33.70		
Rank	TAB	Horse/Jockey	Barrier	Top Speed [km/h]	Fastest Section							Margin	Distance Travelled [m]	
1	6	NOW IS THE HOUR	9	69.0	0:10.77	1:08.63 [1]	0:55.36 [1]	0:44.59 [1]	0:33.70 [1]	0:22.72 [1]	0:11.80 [1]	1:08.63	0:33.70	
		Angela Jones		Overall	1000m	(0:13.27)	(0:10.77)	(0:10.89)	(0:10.98)	(0:10.92)	(0:11.80)			
2	12	BREEZIN'	6	69.8	0:10.78	1:08.89 [2]	0:55.37 [3]	0:44.59 [3]	0:33.68 [4]	0:22.84 [3]	0:11.94 [2]	1.48L	0:33.68	+0
		Jag Guthmann-Chester		600m	1000m	(0:13.52)	(0:10.78)	(0:10.91)	(0:10.84)	(0:10.90)	(0:11.94)			
3	3	BLITZUM	8	68.4	0:10.74	1:09.13 [3]	0:55.66 [2]	0:44.92 [2]	0:34.10 [2]	0:23.13 [2]	0:12.18 [3]	2.94L	0:34.10	+0
		Ben Thompson		800m	1000m	(0:13.47)	(0:10.74)	(0:10.82)	(0:10.97)	(0:10.95)	(0:12.18)			
4	1	ADRANOS	2	68.8	0:10.66	1:09.32 [4]	0:55.46 [5]	0:44.72 [5]	0:34.06 [5]	0:23.01 [5]	0:12.02 [4]	4.04L	0:34.06	+4
		Ryan Maloney		1000m	800m	(0:13.86)	(0:10.74)	(0:10.66)	(0:11.05)	(0:10.99)	(0:12.02)			
5	8	TURN THE CORNER	1	69.3	0:10.60	1:09.51 [5]	0:55.28 [7]	0:44.48 [7]	0:33.88 [7]	0:23.03 [7]	0:12.02 [5]	5.15L	0:33.88	-3
		Emily Lang		800m	800m	(0:14.23)	(0:10.80)	(0:10.60)	(0:10.85)	(0:11.01)	(0:12.02)			
6	5	BOOMROUX	4	68.9	0:10.60	1:09.81 [6]	0:55.58 [8]	0:44.51 [8]	0:33.91 [8]	0:23.17 [9]	0:12.13 [8]	6.92L	0:33.91	+2
		Tahlia Fenlon		800m	800m	(0:14.23)	(0:11.07)	(0:10.60)	(0:10.74)	(0:11.04)	(0:12.13)			
7	15	SILK SONIC	3	70.1	0:10.53	1:10.16 [7]	0:55.84 [9]	0:44.70 [9]	0:34.17 [9]	0:23.55 [8]	0:12.58 [6]	8.97L	0:34.17	+1
		Kyle Wilson-Taylor		800m	800m	(0:14.32)	(0:11.14)	(0:10.53)	(0:10.62)	(0:10.97)	(0:12.58)			
8	16	CHEEKY'S TIME	5	69.1	0:10.67	1:10.40 [8]	0:56.70 [4]	0:45.88 [4]	0:35.21 [3]	0:24.13 [4]	0:12.80 [7]	10.39L	0:35.21	+2
		Georgina Cartwright		800m	800m	(0:13.70)	(0:10.82)	(0:10.67)	(0:11.08)	(0:11.33)	(0:12.80)			
9	4	BOOM BOOM RAY	7	70.1	0:10.55	1:10.43 [9]	0:55.78 [10]	0:44.81 [10]	0:34.26 [10]	0:23.55 [10]	0:12.45 [10]	10.56L	0:34.26	+0
		Jai Williams		800m	800m	(0:14.65)	(0:10.97)	(0:10.55)	(0:10.71)	(0:11.10)	(0:12.45)			
10	11	AUTUMNGIRL	10	69.6	0:10.60	1:11.00 [10]	0:56.83 [6]	0:46.03 [6]	0:35.43 [6]	0:24.56 [6]	0:13.24 [9]	13.94L	0:35.43	+5
		Cejay Graham		800m	800m	(0:14.17)	(0:10.80)	(0:10.60)	(0:10.87)	(0:11.32)	(0:13.24)			

Scratched: She Ours (#14), Dr Farthing (#10), Barron (#2), Sum Invictus (#7), Charlie Tango (#9), Nanterre (#13)



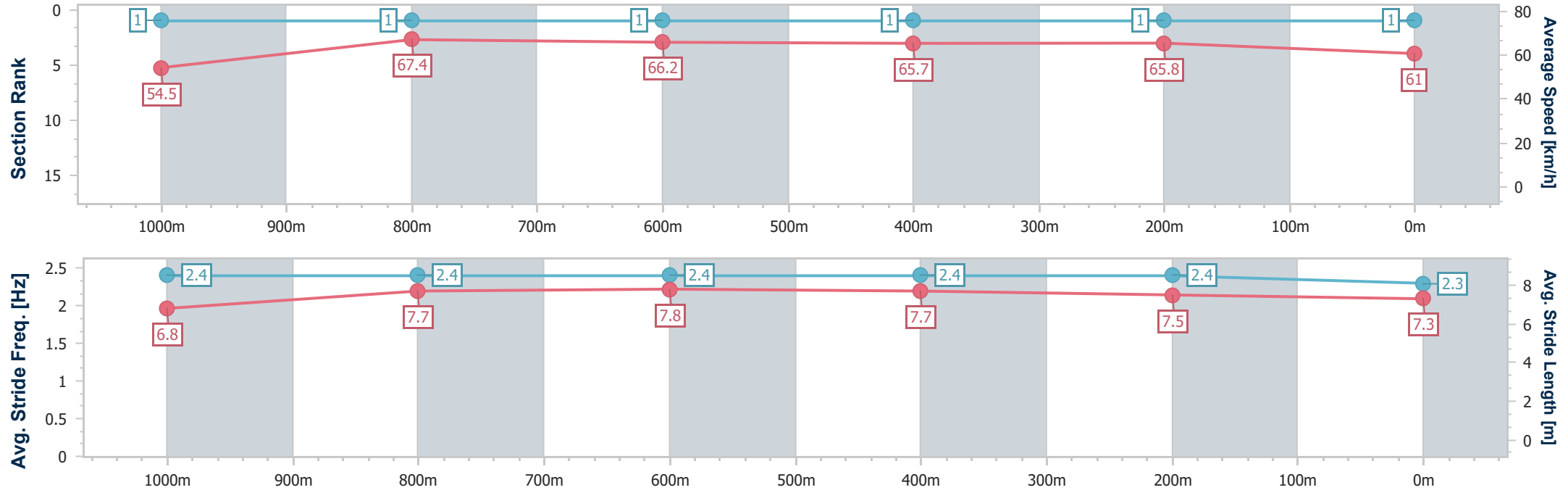
Horse/Jockey Name	Now Is The Hour
Final Rank	1
Fastest Section Time (Section)	0:10.77 (1000m)
Top Speed [km/h] (Section)	69.0 (Overall)
Race State	Finished



Eagle FarmProfessional  
Race 2: GET WELL SOON NIKITA Class 1 Plate - 1200m  
08 November 2025 - 12:08  
Track Rating: Good 4, Weather: Fine, Rail Position: +3m Entire Course



Section	Overall	1000m	800m	600m	400m	200m							
Section Times	1:08.63 [1] (0:13.27)	0:55.36 [1] (0:10.77)	0:44.59 [1] (0:10.89)	0:33.70 [1] (0:10.98)	0:22.72 [1] (0:10.92)	0:11.80 [1] (0:11.80)							
Average Speed [km/h]	54.5	67.4	66.2	65.7	65.8	61.0							
Top Speed [km/h]	69.0	68.6	67.4	66.4	66.6	64.2							
Avg. Dist. to Rail [m]	7.1	1.8	0.4	0.4	2.3	3.6							
Avg. Stride Freq. [Hz]	2.4	2.4	2.4	2.4	2.4	2.3							
Avg. Stride Length [m]	6.8	7.7	7.8	7.7	7.5	7.3							



[ ] Ranking at each section and finish  
-.-.- No data available at this section  
NA No data available



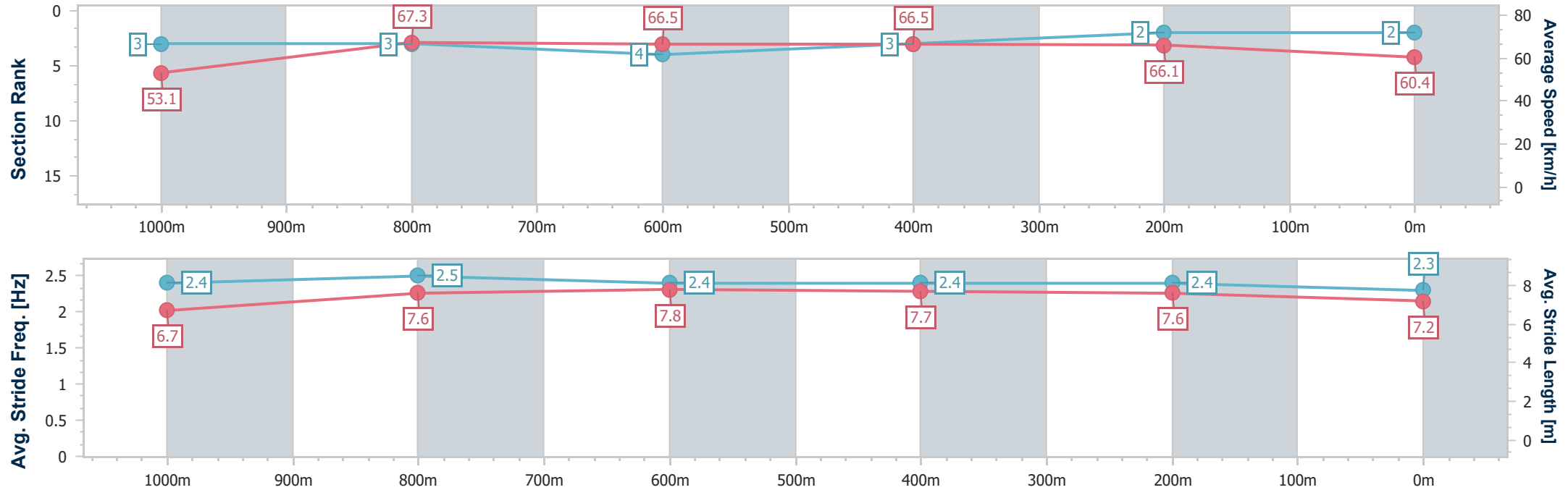
Horse/Jockey Name	Breezin'
Final Rank	2
Fastest Section Time (Section)	0:10.78 (1000m)
Top Speed [km/h] (Section)	69.8 (600m)
Race State	Finished



Eagle FarmProfessional  
Race 2: GET WELL SOON NIKITA Class 1 Plate - 1200m  
08 November 2025 - 12:08  
Track Rating: Good 4, Weather: Fine, Rail Position: +3m Entire Course



Section	Overall	1000m	800m	600m	400m	200m							
Section Times	1:08.89 [2] (0:13.52)	0:55.37 [3] (0:10.78)	0:44.59 [3] (0:10.91)	0:33.68 [4] (0:10.84)	0:22.84 [3] (0:10.90)	0:11.94 [2] (0:11.94)							
Average Speed [km/h]	53.1	67.3	66.5	66.5	66.1	60.4							
Top Speed [km/h]	68.8	68.6	68.1	69.8	69.0	63.4							
Avg. Dist. to Rail [m]	3.7	1.6	1.3	0.8	2.1	2.3							
Avg. Stride Freq. [Hz]	2.4	2.5	2.4	2.4	2.4	2.3							
Avg. Stride Length [m]	6.7	7.6	7.8	7.7	7.6	7.2							





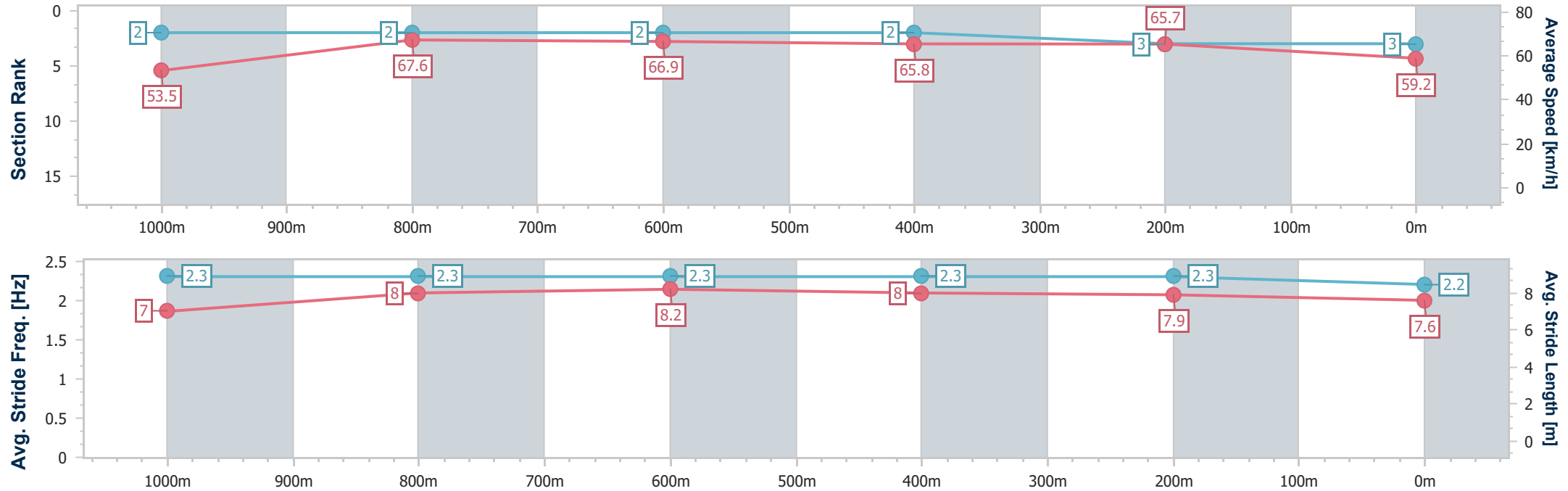
Horse/Jockey Name	Blitzum
Final Rank	3
Fastest Section Time (Section)	0:10.74 (1000m)
Top Speed [km/h] (Section)	68.4 (800m)
Race State	Finished



Eagle FarmProfessional  
Race 2: GET WELL SOON NIKITA Class 1 Plate - 1200m  
08 November 2025 - 12:08  
Track Rating: Good 4, Weather: Fine, Rail Position: +3m Entire Course



Section	Overall	1000m	800m	600m	400m	200m								
Section Times	1:09.13 [3] (0:13.47)	0:55.66 [2] (0:10.74)	0:44.92 [2] (0:10.82)	0:34.10 [2] (0:10.97)	0:23.13 [2] (0:10.95)	0:12.18 [3] (0:12.18)								
Average Speed [km/h]	53.5	67.6	66.9	65.8	65.7	59.2								
Top Speed [km/h]	68.3	68.2	68.4	66.3	67.1	63.3								
Avg. Dist. to Rail [m]	4.8	1.4	0.8	1.4	3.8	5.4								
Avg. Stride Freq. [Hz]	2.3	2.3	2.3	2.3	2.3	2.2								
Avg. Stride Length [m]	7.0	8.0	8.2	8.0	7.9	7.6								







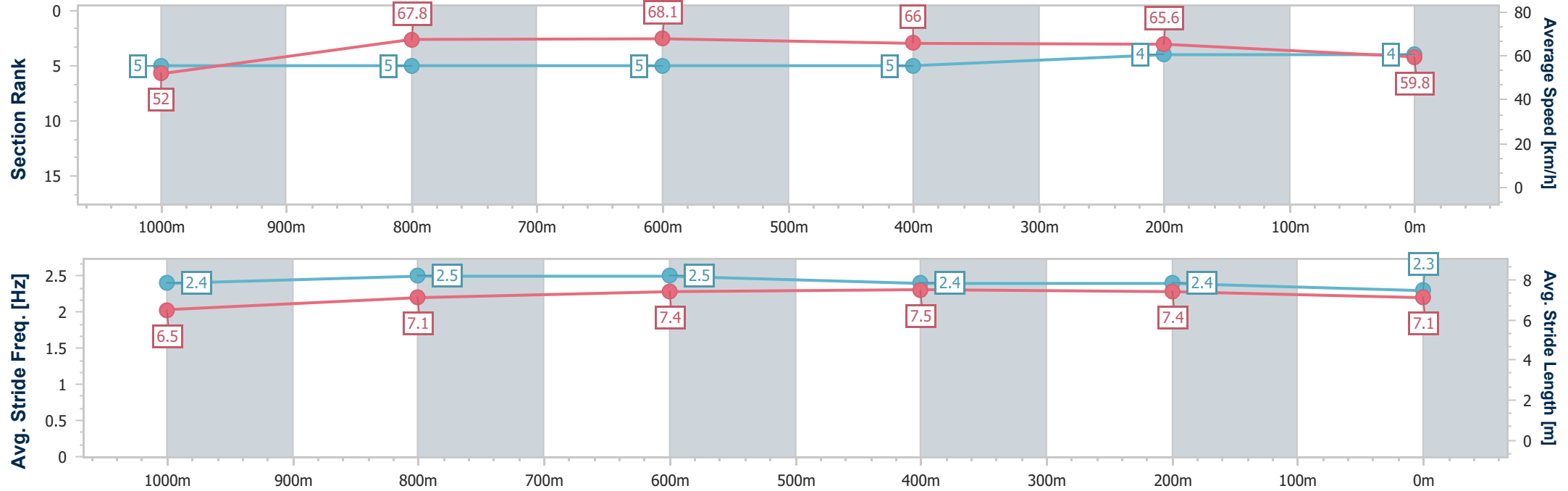
Horse/Jockey Name	Adranos
Final Rank	4
Fastest Section Time (Section)	0:10.66 (800m)
Top Speed [km/h] (Section)	68.8 (1000m)
Race State	Finished



Eagle FarmProfessional  
Race 2: GET WELL SOON NIKITA Class 1 Plate - 1200m  
08 November 2025 - 12:08  
Track Rating: Good 4, Weather: Fine, Rail Position: +3m Entire Course



Section	Overall	1000m	800m	600m	400m	200m							
Section Times	1:09.32 [4] (0:13.86)	0:55.46 [5] (0:10.74)	0:44.72 [5] (0:10.66)	0:34.06 [5] (0:11.05)	0:23.01 [5] (0:10.99)	0:12.02 [4] (0:12.02)							
Average Speed [km/h]	52.0	67.8	68.1	66.0	65.6	59.8							
Top Speed [km/h]	66.8	68.8	68.8	66.3	66.6	63.3							
Avg. Dist. to Rail [m]	2.0	2.1	1.7	2.3	5.0	7.3							
Avg. Stride Freq. [Hz]	2.4	2.5	2.5	2.4	2.4	2.3							
Avg. Stride Length [m]	6.5	7.1	7.4	7.5	7.4	7.1							





Horse/Jockey Name	Turn The Corner
Final Rank	5
Fastest Section Time (Section)	0:10.60 (800m)
Top Speed [km/h] (Section)	69.3 (800m)
Race State	Finished

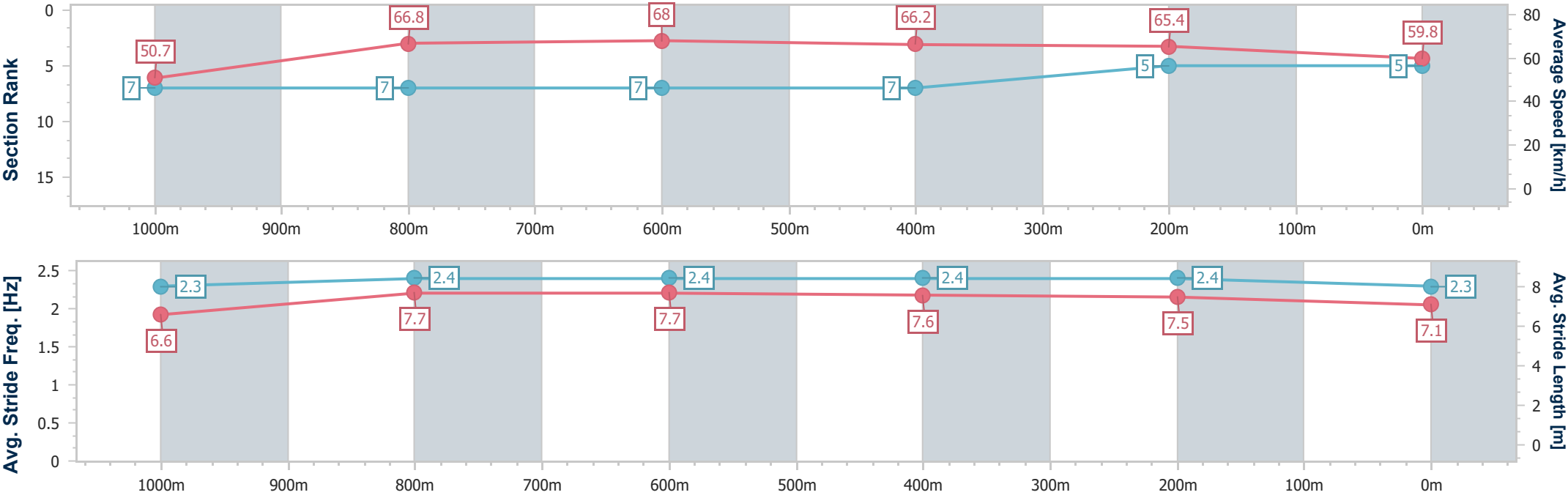


Eagle FarmProfessional  
Race 2: GET WELL SOON NIKITA Class 1 Plate - 1200m  
08 November 2025 - 12:08  
Track Rating: Good 4, Weather: Fine, Rail Position: +3m Entire Course



BRISBANE  
RACING CLUB

Section	Overall	1000m	800m	600m	400m	200m							
Section Times	1:09.51 [5] (0:14.23)	0:55.28 [7] (0:10.80)	0:44.48 [7] (0:10.60)	0:33.88 [7] (0:10.85)	0:23.03 [7] (0:11.01)	0:12.02 [5] (0:12.02)							
Average Speed [km/h]	50.7	66.8	68.0	66.2	65.4	59.8							
Top Speed [km/h]	65.7	67.9	69.3	66.9	66.6	64.3							
Avg. Dist. to Rail [m]	1.3	0.8	0.4	0.7	2.3	4.0							
Avg. Stride Freq. [Hz]	2.3	2.4	2.4	2.4	2.4	2.3							
Avg. Stride Length [m]	6.6	7.7	7.7	7.6	7.5	7.1							





Horse/Jockey Name	Boomroux
Final Rank	6
Fastest Section Time (Section)	0:10.60 (800m)
Top Speed [km/h] (Section)	68.9 (800m)
Race State	Finished

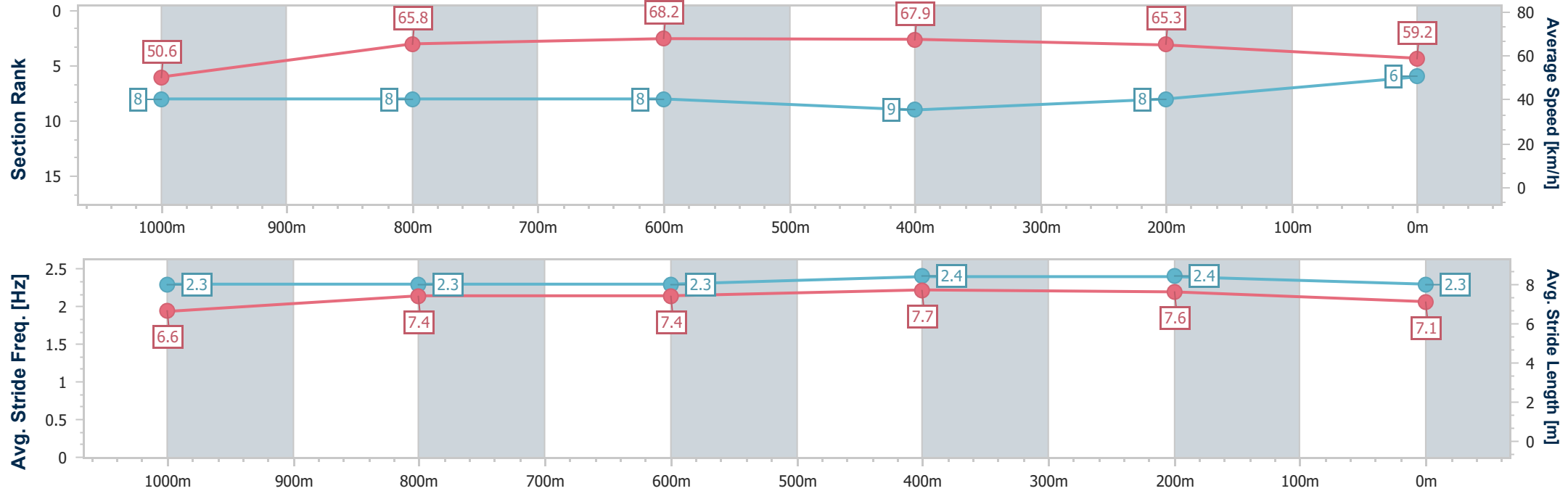


Eagle FarmProfessional  
Race 2: GET WELL SOON NIKITA Class 1 Plate - 1200m  
08 November 2025 - 12:08  
Track Rating: Good 4, Weather: Fine, Rail Position: +3m Entire Course



BRISBANE  
RACING CLUB

Section	Overall	1000m	800m	600m	400m	200m								
Section Times	1:09.81 [6] (0:14.23)	0:55.58 [8] (0:11.07)	0:44.51 [8] (0:10.60)	0:33.91 [8] (0:10.74)	0:23.17 [9] (0:11.04)	0:12.13 [8] (0:12.13)								
Average Speed [km/h]	50.6	65.8	68.2	67.9	65.3	59.2								
Top Speed [km/h]	65.2	66.8	68.9	68.4	67.2	62.9								
Avg. Dist. to Rail [m]	2.4	1.8	1.1	2.3	6.7	8.5								
Avg. Stride Freq. [Hz]	2.3	2.3	2.3	2.4	2.4	2.3								
Avg. Stride Length [m]	6.6	7.4	7.4	7.7	7.6	7.1								



[ ] Ranking at each section and finish  
-.-.- No data available at this section  
NA No data available



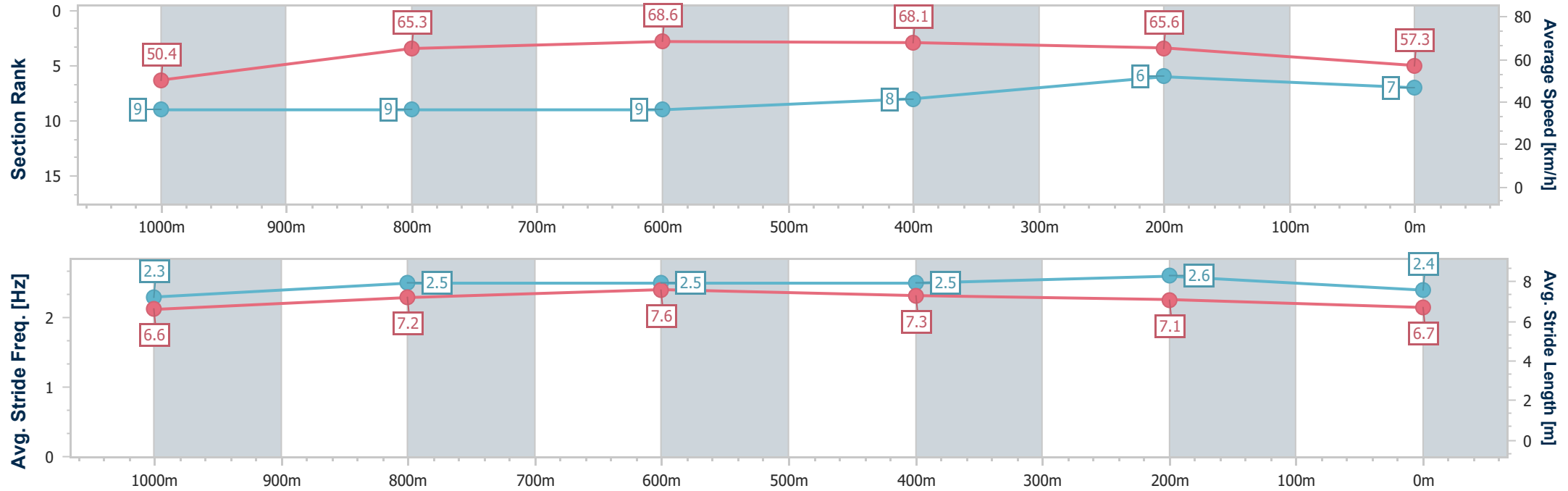
Horse/Jockey Name	Silk Sonic
Final Rank	7
Fastest Section Time (Section)	0:10.53 (800m)
Top Speed [km/h] (Section)	70.1 (800m)
Race State	Finished



Eagle FarmProfessional  
Race 2: GET WELL SOON NIKITA Class 1 Plate - 1200m  
08 November 2025 - 12:08  
Track Rating: Good 4, Weather: Fine, Rail Position: +3m Entire Course



Section	Overall	1000m	800m	600m	400m	200m							
Section Times	1:10.16 [7] (0:14.32)	0:55.84 [9] (0:11.14)	0:44.70 [9] (0:10.53)	0:34.17 [9] (0:10.62)	0:23.55 [8] (0:10.97)	0:12.58 [6] (0:12.58)							
Average Speed [km/h]	50.4	65.3	68.6	68.1	65.6	57.3							
Top Speed [km/h]	64.2	66.4	70.1	69.9	69.0	61.8							
Avg. Dist. to Rail [m]	2.1	2.2	0.8	0.5	0.5	0.7							
Avg. Stride Freq. [Hz]	2.3	2.5	2.5	2.5	2.6	2.4							
Avg. Stride Length [m]	6.6	7.2	7.6	7.3	7.1	6.7							





Horse/Jockey Name	Cheeky's Time
Final Rank	8
Fastest Section Time (Section)	0:10.67 (800m)
Top Speed [km/h] (Section)	69.1 (800m)
Race State	Finished

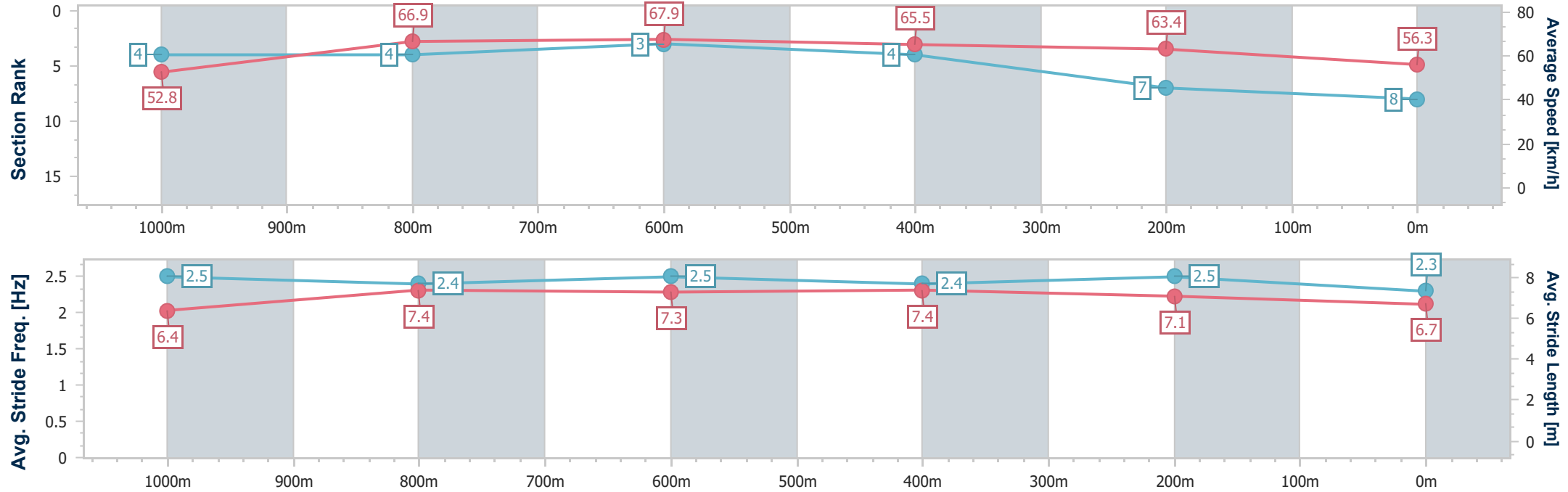


Eagle FarmProfessional  
Race 2: GET WELL SOON NIKITA Class 1 Plate - 1200m  
08 November 2025 - 12:08  
Track Rating: Good 4, Weather: Fine, Rail Position: +3m Entire Course



BRISBANE  
RACING CLUB

Section	Overall	1000m	800m	600m	400m	200m							
Section Times	1:10.40 [8] (0:13.70)	0:56.70 [4] (0:10.82)	0:45.88 [4] (0:10.67)	0:35.21 [3] (0:11.08)	0:24.13 [4] (0:11.33)	0:12.80 [7] (0:12.80)							
Average Speed [km/h]	52.8	66.9	67.9	65.5	63.4	56.3							
Top Speed [km/h]	65.8	68.4	69.1	65.9	65.6	61.1							
Avg. Dist. to Rail [m]	2.5	1.1	1.5	1.8	3.3	5.3							
Avg. Stride Freq. [Hz]	2.5	2.4	2.5	2.4	2.5	2.3							
Avg. Stride Length [m]	6.4	7.4	7.3	7.4	7.1	6.7							





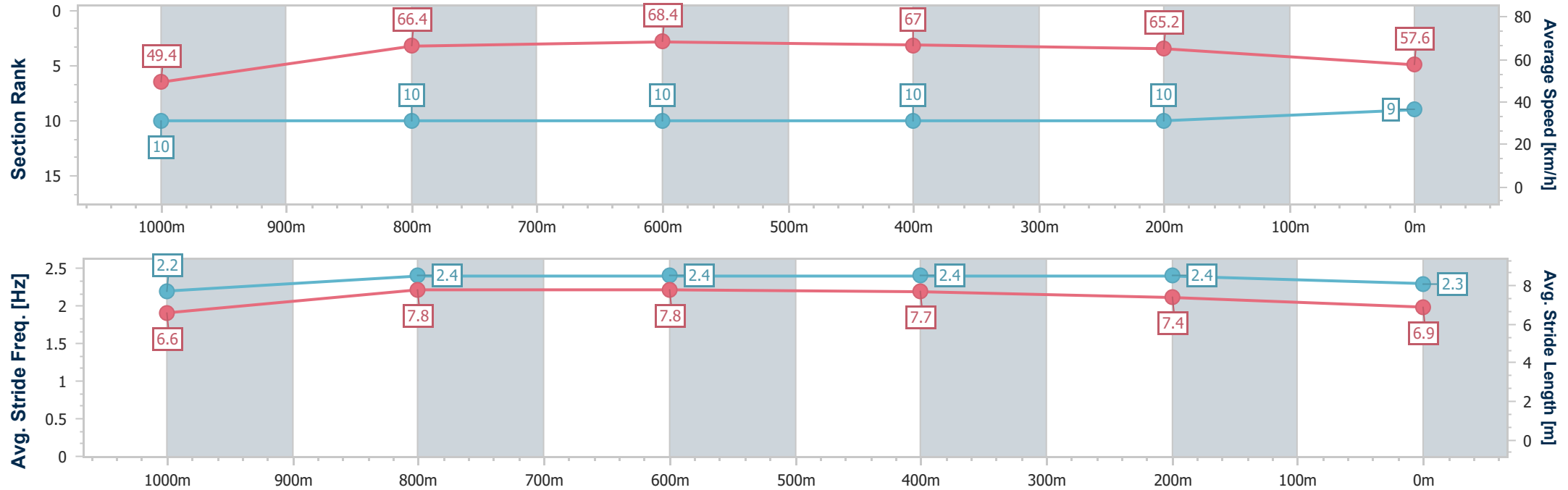
Horse/Jockey Name	Boom Boom Ray
Final Rank	9
Fastest Section Time (Section)	0:10.55 (800m)
Top Speed [km/h] (Section)	70.1 (800m)
Race State	Finished



Eagle FarmProfessional  
Race 2: GET WELL SOON NIKITA Class 1 Plate - 1200m  
08 November 2025 - 12:08  
Track Rating: Good 4, Weather: Fine, Rail Position: +3m Entire Course



Section	Overall	1000m	800m	600m	400m	200m							
Section Times	1:10.43 [9] (0:14.65)	0:55.78 [10] (0:10.97)	0:44.81 [10] (0:10.55)	0:34.26 [10] (0:10.71)	0:23.55 [10] (0:11.10)	0:12.45 [10] (0:12.45)							
Average Speed [km/h]	49.4	66.4	68.4	67.0	65.2	57.6							
Top Speed [km/h]	62.1	68.5	70.1	69.1	67.0	61.4							
Avg. Dist. to Rail [m]	4.8	2.2	0.8	0.6	0.5	0.5							
Avg. Stride Freq. [Hz]	2.2	2.4	2.4	2.4	2.4	2.3							
Avg. Stride Length [m]	6.6	7.8	7.8	7.7	7.4	6.9							





Horse/Jockey Name	Autumngirl
Final Rank	10
Fastest Section Time (Section)	0:10.60 (800m)
Top Speed [km/h] (Section)	69.6 (800m)
Race State	Finished



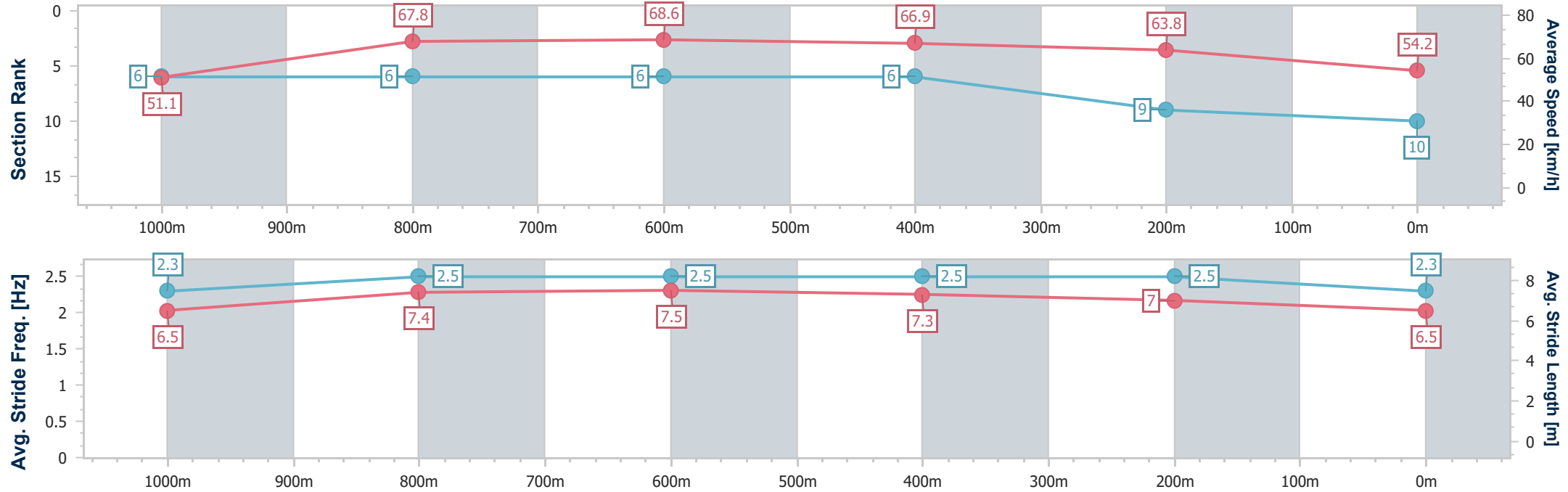
Eagle FarmProfessional  
Race 2: GET WELL SOON NIKITA Class 1 Plate - 1200m

08 November 2025 - 12:08  
Track Rating: Good 4, Weather: Fine, Rail Position: +3m Entire Course



BRISBANE  
RACING CLUB

Section	Overall	1000m	800m	600m	400m	200m							
Section Times	1:11.00 [10] (0:14.17)	0:56.83 [6] (0:10.80)	0:46.03 [6] (0:10.60)	0:35.43 [6] (0:10.87)	0:24.56 [6] (0:11.32)	0:13.24 [9] (0:13.24)							
Average Speed [km/h]	51.1	67.8	68.6	66.9	63.8	54.2							
Top Speed [km/h]	67.4	68.6	69.6	69.2	65.4	60.7							
Avg. Dist. to Rail [m]	6.2	3.3	2.3	2.1	5.2	5.5							
Avg. Stride Freq. [Hz]	2.3	2.5	2.5	2.5	2.5	2.3							
Avg. Stride Length [m]	6.5	7.4	7.5	7.3	7.0	6.5							





# Eagle Farm Professional

## Race 3: 1EQUINE BENCHMARK 70 Handicap - 1200m

08 November 2025 - 12:42



BRISBANE  
RACING CLUB

Track Rating: Good 3, Weather: Fine, Rail Position: +3m Entire Course

Section		Overall				1000m	800m	600m	400m	200m	Last 600m		
Field Times		1:09.39				0:56.15	0:45.05	0:33.74	0:22.64	0:11.87	0:33.74		
		(0:13.24)				(0:11.10)	(0:11.31)	(0:11.10)	(0:10.77)	(0:11.87)			
Rank	TAB Horse/Jockey	Barrier	Top Speed [km/h]	Fastest Section							Margin	Distance Travelled [m]	
1	5 NEGOTIATIONS	9	68.5	0:10.77	1:09.39 [1]	0:56.15 [1]	0:45.05 [1]	0:33.74 [1]	0:22.64 [2]	0:11.87 [1]	1:09.39	0:33.74	
	Ryan Maloney		400m	400m	(0:13.24)	(0:11.10)	(0:11.31)	(0:11.10)	(0:10.77)	(0:11.87)			
2	1 FIRST MISSION	6	68.6	0:10.72	1:09.46 [2]	0:55.92 [4]	0:44.65 [4]	0:33.39 [4]	0:22.29 [6]	0:11.57 [5]	0.41L	0:33.39	+4
	Corey Sutherland		400m	400m	(0:13.54)	(0:11.27)	(0:11.26)	(0:11.10)	(0:10.72)	(0:11.57)			
3	13 SHE OURS	8	68.5	0:10.84	1:09.66 [3]	0:56.37 [2]	0:45.13 [2]	0:33.87 [2]	0:22.75 [3]	0:11.91 [3]	1.55L	0:33.87	+6
	Adin Thompson		600m	400m	(0:13.29)	(0:11.24)	(0:11.26)	(0:11.12)	(0:10.84)	(0:11.91)			
4	11 BOTANICA	1	67.8	0:10.92	1:09.69 [4]	0:56.17 [3]	0:45.15 [3]	0:33.86 [3]	0:22.94 [1]	0:11.99 [2]	1.74L	0:33.86	-2
	Ben Thompson		1000m	600m	(0:13.52)	(0:11.02)	(0:11.29)	(0:10.92)	(0:10.95)	(0:11.99)			
5	14 KEEP SAFE	3	68.5	0:10.76	1:09.76 [5]	0:56.15 [5]	0:44.90 [5]	0:33.58 [9]	0:22.48 [9]	0:11.72 [6]	2.18L	0:33.58	+3
	Angela Jones		400m	400m	(0:13.61)	(0:11.25)	(0:11.32)	(0:11.10)	(0:10.76)	(0:11.72)			
6	10 THUNDERING SOUL	4	68.7	0:10.69	1:09.81 [6]	0:56.04 [6]	0:44.92 [6]	0:33.74 [5]	0:22.67 [5]	0:11.98 [4]	2.47L	0:33.74	+4
	Damien Thornton		600m	400m	(0:13.77)	(0:11.12)	(0:11.18)	(0:11.07)	(0:10.69)	(0:11.98)			
7	3 FIGHTING IDOL	7	68.2	0:10.98	1:09.88 [7]	0:56.01 [7]	0:44.92 [8]	0:33.80 [6]	0:22.67 [8]	0:11.69 [9]	2.84L	0:33.80	+4
	Jasper Franklin		1000m	400m	(0:13.87)	(0:11.09)	(0:11.12)	(0:11.13)	(0:10.98)	(0:11.69)			
8	2 BETTER BE NORDY	2	68.7	0:10.87	1:10.04 [8]	0:55.99 [9]	0:45.12 [7]	0:33.86 [8]	0:22.91 [4]	0:11.92 [8]	3.82L	0:33.86	-3
	Daniel Moor		1000m	1000m	(0:14.05)	(0:10.87)	(0:11.26)	(0:10.95)	(0:10.99)	(0:11.92)			
9	7 TARTAGLIA	5	67.8	0:10.90	1:10.07 [9]	0:56.05 [8]	0:44.98 [9]	0:33.90 [7]	0:22.90 [7]	0:12.00 [7]	3.95L	0:33.90	-1
	Luke Rolls		400m	400m	(0:14.02)	(0:11.07)	(0:11.08)	(0:11.00)	(0:10.90)	(0:12.00)			

Scratched: Billionair Baby (#4), Party Spirit (#9), Dream Smart (#8), Little Fella (#15), Downey (#12), Smiling Zac (#6)





Horse/Jockey Name	Negotiations
Final Rank	1
Fastest Section Time (Section)	0:10.77 (400m)
Top Speed [km/h] (Section)	68.5 (400m)
Race State	Finished



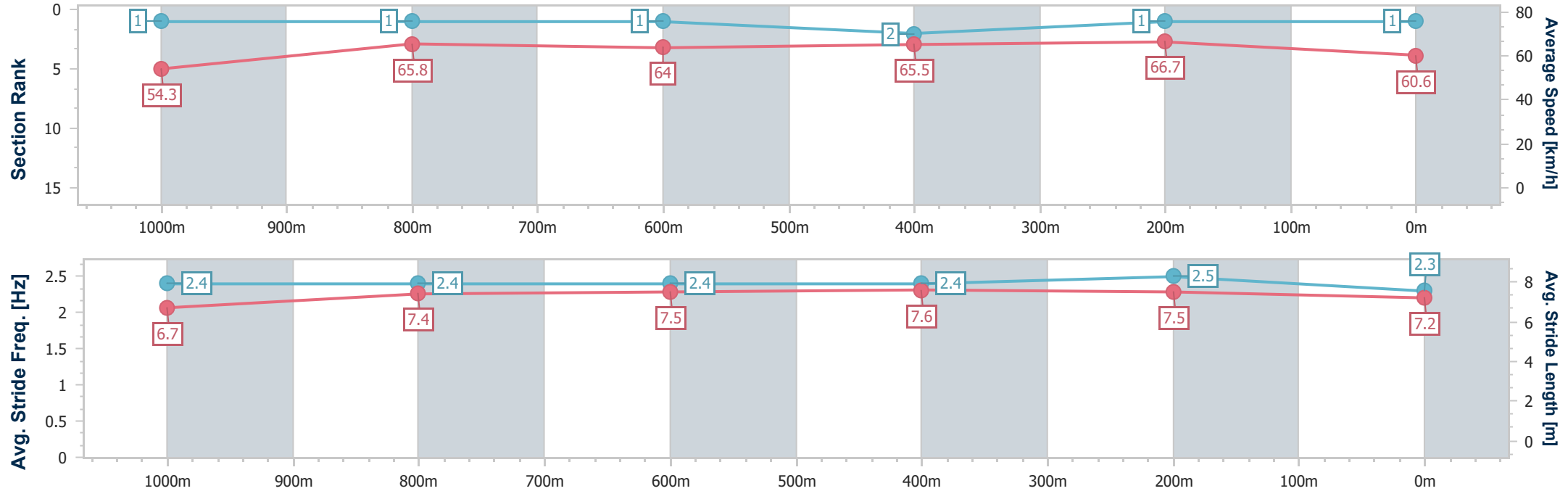
Eagle FarmProfessional  
Race 3: 1EQUINE BENCHMARK 70 Handicap - 1200m

08 November 2025 - 12:42  
Track Rating: Good 3, Weather: Fine, Rail Position: +3m Entire Course



BRISBANE  
RACING CLUB

Section	Overall	1000m	800m	600m	400m	200m							
Section Times	1:09.39 [1] (0:13.24)	0:56.15 [1] (0:11.10)	0:45.05 [1] (0:11.31)	0:33.74 [1] (0:11.10)	0:22.64 [2] (0:10.77)	0:11.87 [1] (0:11.87)							
Average Speed [km/h]	54.3	65.8	64.0	65.5	66.7	60.6							
Top Speed [km/h]	68.5	68.1	64.4	67.0	68.5	64.1							
Avg. Dist. to Rail [m]	7.1	2.7	1.2	1.1	3.3	3.4							
Avg. Stride Freq. [Hz]	2.4	2.4	2.4	2.4	2.5	2.3							
Avg. Stride Length [m]	6.7	7.4	7.5	7.6	7.5	7.2							





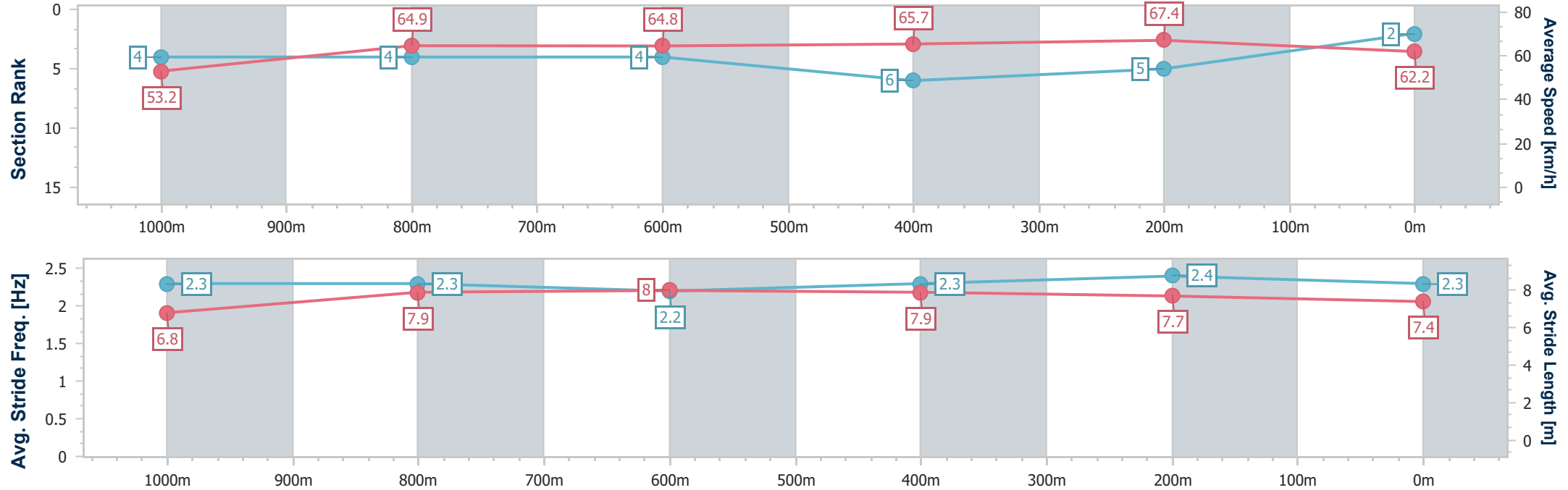
Horse/Jockey Name	First Mission
Final Rank	2
Fastest Section Time (Section)	0:10.72 (400m)
Top Speed [km/h] (Section)	68.6 (400m)
Race State	Finished



Eagle Farm Professional  
Race 3: 1EQUINE BENCHMARK 70 Handicap - 1200m  
08 November 2025 - 12:42  
Track Rating: Good 3, Weather: Fine, Rail Position: +3m Entire Course



Section	Overall	1000m	800m	600m	400m	200m							
Section Times	1:09.46 [2] (0:13.54)	0:55.92 [4] (0:11.27)	0:44.65 [4] (0:11.26)	0:33.39 [4] (0:11.10)	0:22.29 [6] (0:10.72)	0:11.57 [5] (0:11.57)							
Average Speed [km/h]	53.2	64.9	64.8	65.7	67.4	62.2							
Top Speed [km/h]	66.0	66.1	66.4	68.3	68.6	64.4							
Avg. Dist. to Rail [m]	3.9	2.8	3.0	2.9	4.6	3.1							
Avg. Stride Freq. [Hz]	2.3	2.3	2.2	2.3	2.4	2.3							
Avg. Stride Length [m]	6.8	7.9	8.0	7.9	7.7	7.4							



[ ] Ranking at each section and finish  
-.-.- No data available at this section  
NA No data available



Horse/Jockey Name	She Ours
Final Rank	3
Fastest Section Time (Section)	0:10.84 (400m)
Top Speed [km/h] (Section)	68.5 (600m)
Race State	Finished



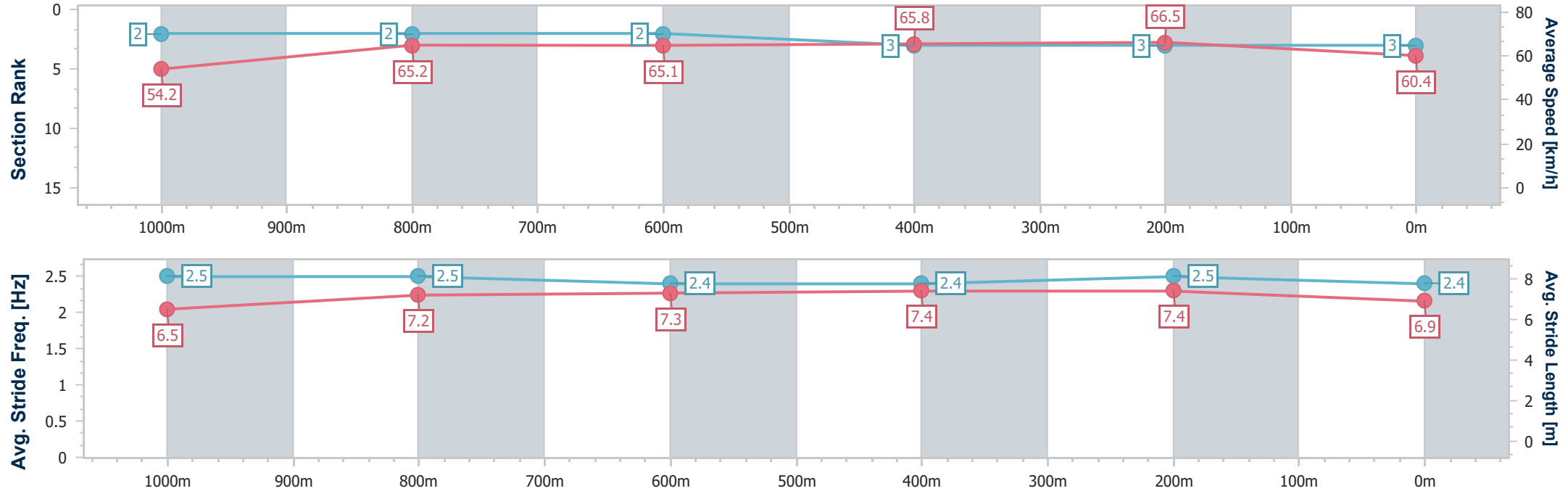
Eagle FarmProfessional  
Race 3: 1EQUINE BENCHMARK 70 Handicap - 1200m

08 November 2025 - 12:42  
Track Rating: Good 3, Weather: Fine, Rail Position: +3m Entire Course



BRISBANE  
RACING CLUB

Section	Overall	1000m	800m	600m	400m	200m							
Section Times	1:09.66 [3] (0:13.29)	0:56.37 [2] (0:11.24)	0:45.13 [2] (0:11.26)	0:33.87 [2] (0:11.12)	0:22.75 [3] (0:10.84)	0:11.91 [3] (0:11.91)							
Average Speed [km/h]	54.2	65.2	65.1	65.8	66.5	60.4							
Top Speed [km/h]	66.8	65.9	65.9	68.5	68.3	63.4							
Avg. Dist. to Rail [m]	5.5	3.9	3.8	3.2	4.5	5.0							
Avg. Stride Freq. [Hz]	2.5	2.5	2.4	2.4	2.5	2.4							
Avg. Stride Length [m]	6.5	7.2	7.3	7.4	7.4	6.9							





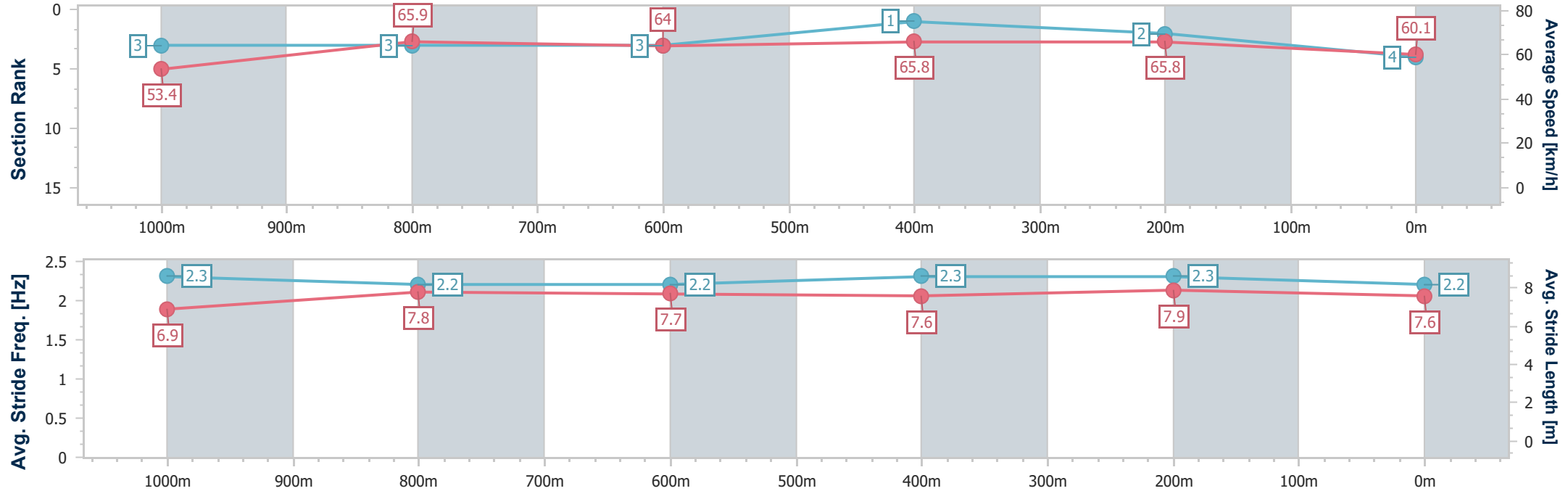
Horse/Jockey Name	Botanica
Final Rank	4
Fastest Section Time (Section)	0:10.92 (600m)
Top Speed [km/h] (Section)	67.8 (1000m)
Race State	Finished



Eagle FarmProfessional  
Race 3: 1EQUINE BENCHMARK 70 Handicap - 1200m  
08 November 2025 - 12:42  
Track Rating: Good 3, Weather: Fine, Rail Position: +3m Entire Course



Section	Overall	1000m	800m	600m	400m	200m							
Section Times	1:09.69 [4] (0:13.52)	0:56.17 [3] (0:11.02)	0:45.15 [3] (0:11.29)	0:33.86 [3] (0:10.92)	0:22.94 [1] (0:10.95)	0:11.99 [2] (0:11.99)							
Average Speed [km/h]	53.4	65.9	64.0	65.8	65.8	60.1							
Top Speed [km/h]	66.3	67.8	64.7	66.8	67.2	62.9							
Avg. Dist. to Rail [m]	0.8	1.3	0.8	0.4	1.5	2.2							
Avg. Stride Freq. [Hz]	2.3	2.2	2.2	2.3	2.3	2.2							
Avg. Stride Length [m]	6.9	7.8	7.7	7.6	7.9	7.6							





Horse/Jockey Name	Keep Safe
Final Rank	5
Fastest Section Time (Section)	0:10.76 (400m)
Top Speed [km/h] (Section)	68.5 (400m)
Race State	Finished



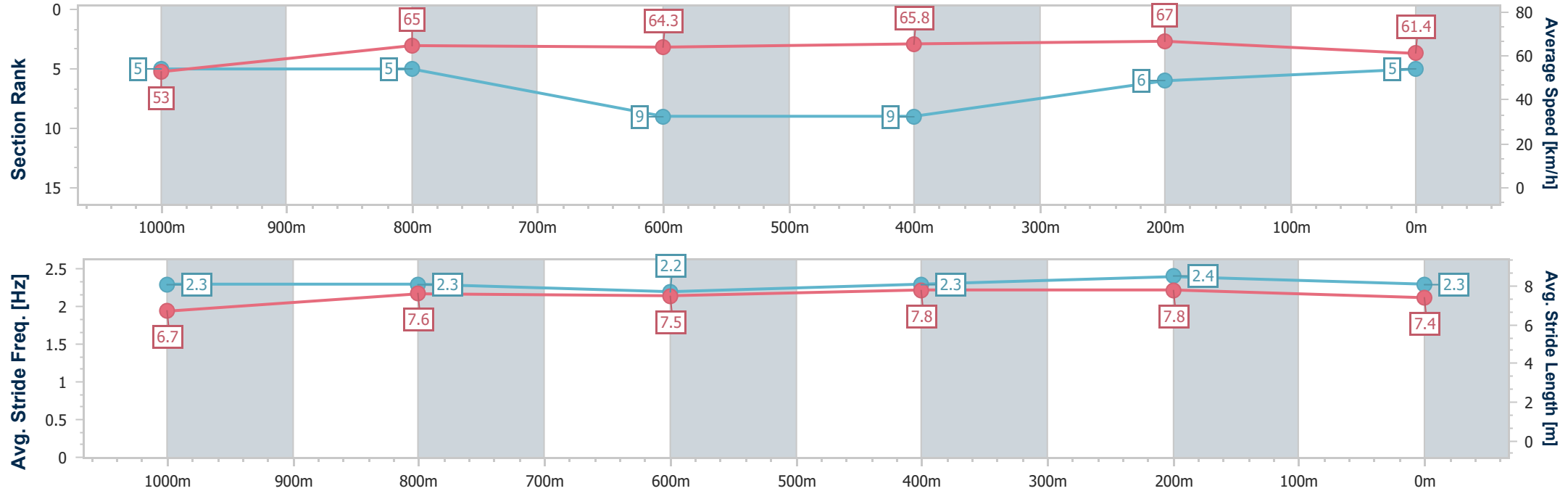
Eagle FarmProfessional  
Race 3: 1EQUINE BENCHMARK 70 Handicap - 1200m

08 November 2025 - 12:42  
Track Rating: Good 3, Weather: Fine, Rail Position: +3m Entire Course



BRISBANE  
RACING CLUB

Section	Overall	1000m	800m	600m	400m	200m							
Section Times	1:09.76 [5] (0:13.61)	0:56.15 [5] (0:11.25)	0:44.90 [5] (0:11.32)	0:33.58 [9] (0:11.10)	0:22.48 [9] (0:10.76)	0:11.72 [6] (0:11.72)							
Average Speed [km/h]	53.0	65.0	64.3	65.8	67.0	61.4							
Top Speed [km/h]	65.5	65.6	65.2	67.5	68.5	64.9							
Avg. Dist. to Rail [m]	2.6	3.0	2.9	2.9	3.7	2.5							
Avg. Stride Freq. [Hz]	2.3	2.3	2.2	2.3	2.4	2.3							
Avg. Stride Length [m]	6.7	7.6	7.5	7.8	7.8	7.4							





Horse/Jockey Name	Thundering Soul
Final Rank	6
Fastest Section Time (Section)	0:10.69 (400m)
Top Speed [km/h] (Section)	68.7 (600m)
Race State	Finished



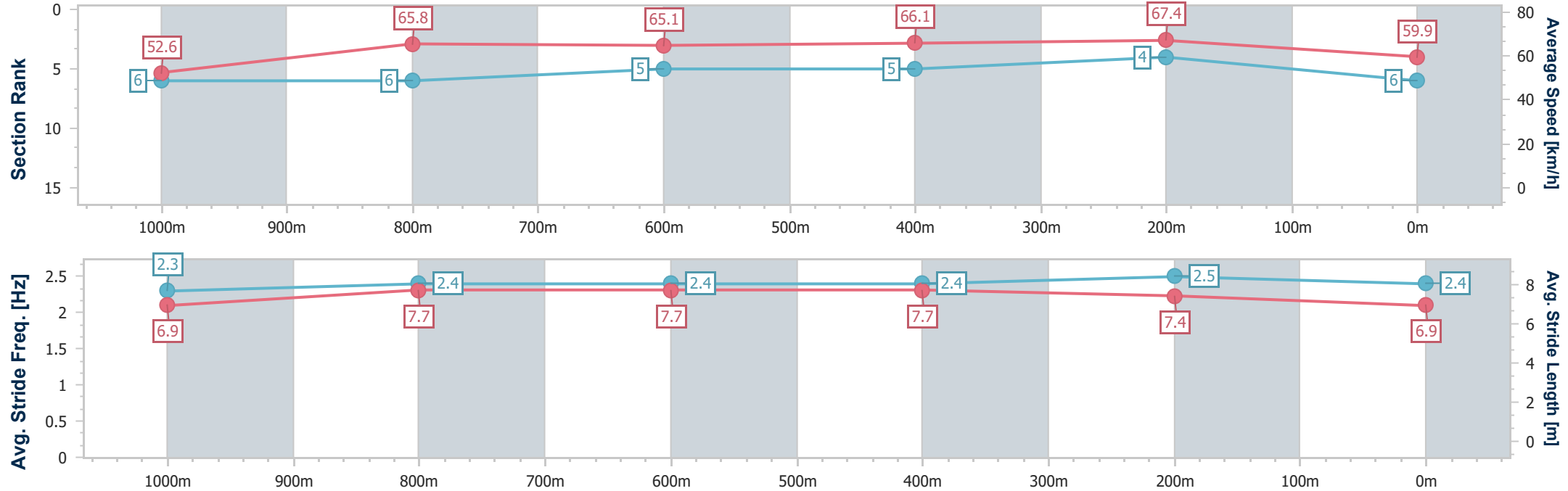
Eagle FarmProfessional  
Race 3: 1EQUINE BENCHMARK 70 Handicap - 1200m

08 November 2025 - 12:42  
Track Rating: Good 3, Weather: Fine, Rail Position: +3m Entire Course



BRISBANE  
RACING CLUB

Section	Overall	1000m	800m	600m	400m	200m							
Section Times	1:09.81 [6] (0:13.77)	0:56.04 [6] (0:11.12)	0:44.92 [6] (0:11.18)	0:33.74 [5] (0:11.07)	0:22.67 [5] (0:10.69)	0:11.98 [4] (0:11.98)							
Average Speed [km/h]	52.6	65.8	65.1	66.1	67.4	59.9							
Top Speed [km/h]	66.4	67.2	66.4	68.7	68.7	64.5							
Avg. Dist. to Rail [m]	3.3	3.3	2.8	3.6	7.8	8.2							
Avg. Stride Freq. [Hz]	2.3	2.4	2.4	2.4	2.5	2.4							
Avg. Stride Length [m]	6.9	7.7	7.7	7.7	7.4	6.9							





Horse/Jockey Name	Fighting Idol
Final Rank	7
Fastest Section Time (Section)	0:10.98 (400m)
Top Speed [km/h] (Section)	68.2 (1000m)
Race State	Finished



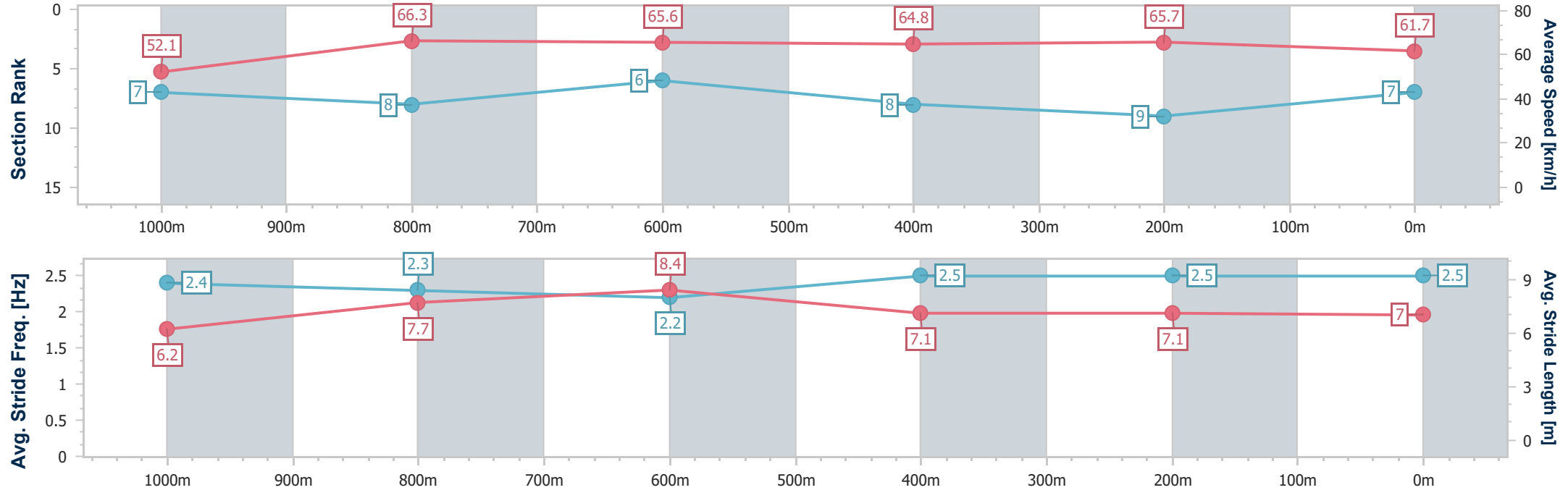
Eagle Farm Professional  
Race 3: 1EQUINE BENCHMARK 70 Handicap - 1200m

08 November 2025 - 12:42  
Track Rating: Good 3, Weather: Fine, Rail Position: +3m Entire Course



BRISBANE  
RACING CLUB

Section	Overall	1000m	800m	600m	400m	200m							
Section Times	1:09.88 [7] (0:13.87)	0:56.01 [7] (0:11.09)	0:44.92 [8] (0:11.12)	0:33.80 [6] (0:11.13)	0:22.67 [8] (0:10.98)	0:11.69 [9] (0:11.69)							
Average Speed [km/h]	52.1	66.3	65.6	64.8	65.7	61.7							
Top Speed [km/h]	64.8	68.2	67.6	66.4	67.2	64.1							
Avg. Dist. to Rail [m]	6.0	4.2	2.1	1.1	4.3	7.1							
Avg. Stride Freq. [Hz]	2.4	2.3	2.2	2.5	2.5	2.5							
Avg. Stride Length [m]	6.2	7.7	8.4	7.1	7.1	7.0							





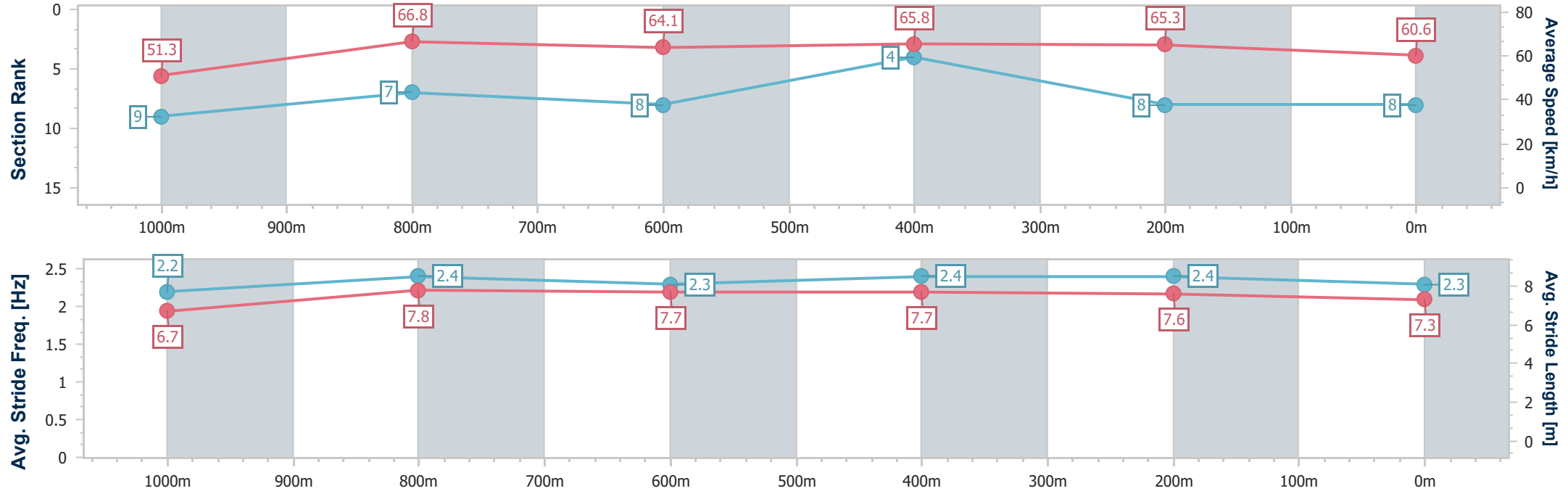
Horse/Jockey Name	Better Be Nordy
Final Rank	8
Fastest Section Time (Section)	0:10.87 (1000m)
Top Speed [km/h] (Section)	68.7 (1000m)
Race State	Finished



Eagle FarmProfessional  
Race 3: 1EQUINE BENCHMARK 70 Handicap - 1200m  
08 November 2025 - 12:42  
Track Rating: Good 3, Weather: Fine, Rail Position: +3m Entire Course



Section	Overall	1000m	800m	600m	400m	200m								
Section Times	1:10.04 [8] (0:14.05)	0:55.99 [9] (0:10.87)	0:45.12 [7] (0:11.26)	0:33.86 [8] (0:10.95)	0:22.91 [4] (0:10.99)	0:11.92 [8] (0:11.92)								
Average Speed [km/h]	51.3	66.8	64.1	65.8	65.3	60.6								
Top Speed [km/h]	66.5	68.7	65.9	67.0	66.9	63.6								
Avg. Dist. to Rail [m]	1.4	1.1	0.4	0.4	2.5	1.9								
Avg. Stride Freq. [Hz]	2.2	2.4	2.3	2.4	2.4	2.3								
Avg. Stride Length [m]	6.7	7.8	7.7	7.7	7.6	7.3								



[ ] Ranking at each section and finish  
- - - - No data available at this section  
NA No data available





Horse/Jockey Name	Tartaglia
Final Rank	9
Fastest Section Time (Section)	0:10.90 (400m)
Top Speed [km/h] (Section)	67.8 (400m)
Race State	Finished



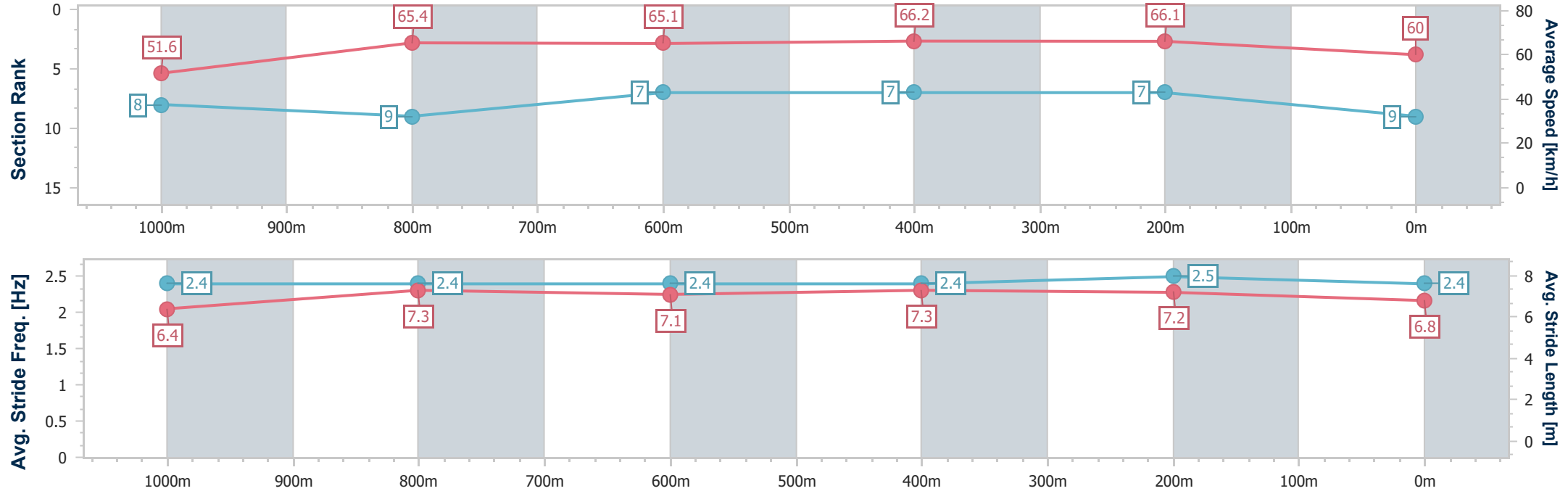
Eagle FarmProfessional  
Race 3: 1EQUINE BENCHMARK 70 Handicap - 1200m

08 November 2025 - 12:42  
Track Rating: Good 3, Weather: Fine, Rail Position: +3m Entire Course



BRISBANE  
RACING CLUB

Section	Overall	1000m	800m	600m	400m	200m							
Section Times	1:10.07 [9] (0:14.02)	0:56.05 [8] (0:11.07)	0:44.98 [9] (0:11.08)	0:33.90 [7] (0:11.00)	0:22.90 [7] (0:10.90)	0:12.00 [7] (0:12.00)							
Average Speed [km/h]	51.6	65.4	65.1	66.2	66.1	60.0							
Top Speed [km/h]	65.8	67.1	65.6	67.2	67.8	63.4							
Avg. Dist. to Rail [m]	3.4	1.0	0.7	2.2	6.3	7.7							
Avg. Stride Freq. [Hz]	2.4	2.4	2.4	2.4	2.5	2.4							
Avg. Stride Length [m]	6.4	7.3	7.1	7.3	7.2	6.8							





**Eagle Farm Professional**  
**Race 4: AUSTBROKERS COMSURE Colts, Geldings & Entires No Metro**  
**Wins Handicap - 1400m**  
**08 November 2025 - 13:22**



Track Rating: Good 3, Weather: Fine, Rail Position: +3m Entire Course

Section						Overall	1200m	1000m	800m	600m	400m	Last 600m	
Field Times						1:20.90 (0:13.35)	1:07.55 (0:10.59)	0:56.96 (0:11.13)	0:45.83 (0:11.24)	0:34.59 (0:11.32)	0:23.27 (0:11.32)	0:34.59	
Rank	TAB	Horse/Jockey	Barrier	Top Speed [km/h]	Fastest Section								Distance Travelled [m]
1	9	CHIEF WITNESS	2	70.7	0:10.56	1:20.90 [1]	1:06.88 [7]	0:56.32 [5]	0:45.27 [4]	0:34.32 [4]	0:23.00 [4]	0:34.32	
		Martin Harley		1200m	1200m	(0:14.02)	(0:10.56)	(0:11.05)	(0:10.95)	(0:11.32)	(0:11.05)		
2	7	LARRIKIN ROGUE	4	69.8	0:10.59	1:20.94 [2]	1:06.68 [9]	0:56.09 [8]	0:44.70 [8]	0:33.77 [8]	0:22.89 [5]	0:33.77	+2
		Ben Thompson		1200m	1200m	(0:14.26)	(0:10.59)	(0:11.39)	(0:10.93)	(0:10.88)	(0:11.07)		
3	6	CAPITAL ASSET	9	69.5	0:10.68	1:21.44 [3]	1:07.84 [4]	0:57.16 [3]	0:46.15 [3]	0:35.05 [2]	0:23.63 [2]	0:35.05	+4
		Dale Smith		Overall	1200m	(0:13.60)	(0:10.68)	(0:11.01)	(0:11.10)	(0:11.42)	(0:11.38)		
4	5	VORACIOUS	6	70.6	0:10.65	1:21.50 [4]	1:08.15 [1]	0:57.50 [2]	0:46.24 [2]	0:35.07 [3]	0:23.68 [3]	0:35.07	+3
		Angela Jones		1200m	1200m	(0:13.35)	(0:10.65)	(0:11.26)	(0:11.17)	(0:11.39)	(0:11.34)		
5	12	CONNEWARRE	8	68.1	0:10.84	1:21.67 [5]	1:07.57 [8]	0:56.73 [9]	0:45.37 [9]	0:34.26 [9]	0:23.33 [9]	0:34.26	+7
		Mark Du Plessis		600m	1200m	(0:14.10)	(0:10.84)	(0:11.36)	(0:11.11)	(0:10.93)	(0:11.22)		
6	2	HULKAMANIA	1	68.1	0:10.76	1:21.84 [6]	1:07.95 [5]	0:57.19 [6]	0:45.98 [5]	0:34.98 [5]	0:23.63 [8]	0:34.98	+3
		Corey Sutherland		1200m	1200m	(0:13.89)	(0:10.76)	(0:11.21)	(0:11.00)	(0:11.35)	(0:11.37)		
7	3	KODIAK	7	69.4	0:10.57	1:22.02 [7]	1:08.65 [2]	0:58.08 [1]	0:46.95 [1]	0:35.71 [1]	0:24.39 [1]	0:35.71	+3
		Robbie Dolan		1200m	1200m	(0:13.37)	(0:10.57)	(0:11.13)	(0:11.24)	(0:11.32)	(0:11.50)		
8	8	CAPE CRUSADER	5	68.2	0:10.80	1:22.27 [8]	1:08.32 [6]	0:57.52 [7]	0:46.23 [7]	0:35.13 [7]	0:24.13 [7]	0:35.13	+9
		Kyle Wilson-Taylor		Overall	1200m	(0:13.95)	(0:10.80)	(0:11.29)	(0:11.10)	(0:11.00)	(0:11.33)		
9	10	CHARLIE'S CASE	3	66.6	0:10.95	1:22.46 [9]	1:08.91 [3]	0:57.96 [4]	0:46.58 [6]	0:35.44 [6]	0:24.35 [6]	0:35.44	+2
		Jace McMurray		1200m	1200m	(0:13.55)	(0:10.95)	(0:11.38)	(0:11.14)	(0:11.09)	(0:11.50)		

Scratched: Badgers Nuts (#1), Italian Riviera (#4), Zou Big Boy (#11), Downey (#13), Wirewalker (#14), Treasurer (#15)



**Eagle Farm Professional**  
**Race 4: AUSTBROKERS COMSURE Colts, Geldings & Entires No Metro**  
**Wins Handicap - 1400m**  
**08 November 2025 - 13:22**



Track Rating: Good 3, Weather: Fine, Rail Position: +3m Entire Course

Section				200m				Last 600m	
Field Times				0:11.95		(0:11.95)		0:34.59	
Rank	TAB	Horse/Jockey	Barrier	Top Speed [km/h]	Fastest Section	Margin		Distance Travelled [m]	
1	9	CHIEF WITNESS	2	70.7	0:10.56	0:11.95 [1]	1:20.90	0:34.32	
		Martin Harley		1200m	1200m	(0:11.95)			
2	7	LARRIKIN ROGUE	4	69.8	0:10.59	0:11.82 [2]	0.24L	0:33.77	+2
		Ben Thompson		1200m	1200m	(0:11.82)			
3	6	CAPITAL ASSET	9	69.5	0:10.68	0:12.25 [5]	3.22L	0:35.05	+4
		Dale Smith		Overall	1200m	(0:12.25)			
4	5	VORACIOUS	6	70.6	0:10.65	0:12.34 [4]	3.55L	0:35.07	+3
		Angela Jones		1200m	1200m	(0:12.34)			
5	12	CONNEWARRE	8	68.1	0:10.84	0:12.11 [7]	4.58L	0:34.26	+7
		Mark Du Plessis		600m	1200m	(0:12.11)			
6	2	HULKAMANIA	1	68.1	0:10.76	0:12.26 [8]	5.53L	0:34.98	+3
		Corey Sutherland		1200m	1200m	(0:12.26)			
7	3	KODIAK	7	69.4	0:10.57	0:12.89 [3]	6.62L	0:35.71	+3
		Robbie Dolan		1200m	1200m	(0:12.89)			
8	8	CAPE CRUSADER	5	68.2	0:10.80	0:12.80 [6]	8.08L	0:35.13	+9
		Kyle Wilson-Taylor		Overall	1200m	(0:12.80)			
9	10	CHARLIE'S CASE	3	66.6	0:10.95	0:12.85 [9]	9.2L	0:35.44	+2
		Jace McMurray		1200m	1200m	(0:12.85)			

Scratched: Badgers Nuts (#1), Italian Riviera (#4), Zou Big Boy (#11), Downey (#13), Wirewalker (#14), Treasurer (#15)



Horse/Jockey Name	Chief Witness
Final Rank	1
Fastest Section Time (Section)	0:10.56 (1200m)
Top Speed [km/h] (Section)	70.7 (1200m)
Race State	Finished

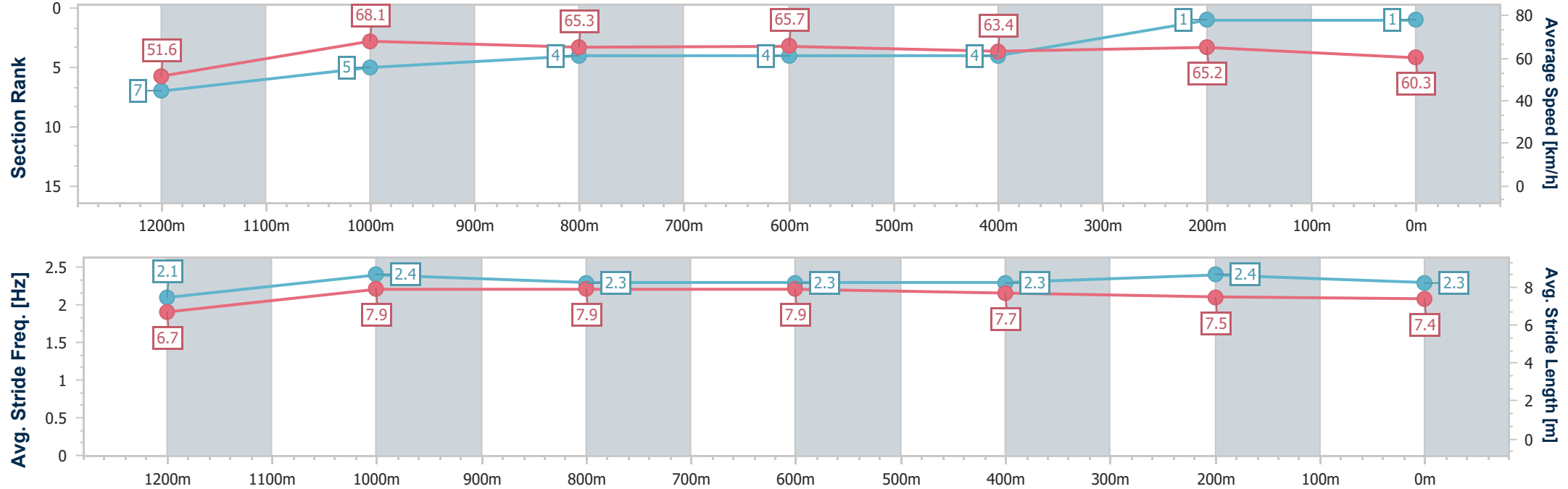


Eagle FarmProfessional  
Race 4: AUSTBROKERS COMSURE Colts, Geldings & Entires  
No Metro Wins Handicap - 1400m  
08 November 2025 - 13:22  
Track Rating: Good 3, Weather: Fine, Rail Position: +3m Entire Course



BRISBANE  
RACING CLUB

Section	Overall	1200m	1000m	800m	600m	400m	200m						
Section Times	1:20.90 [1] (0:14.02)	1:06.88 [7] (0:10.56)	0:56.32 [5] (0:11.05)	0:45.27 [4] (0:10.95)	0:34.32 [4] (0:11.32)	0:23.00 [4] (0:11.05)	0:11.95 [1] (0:11.95)						
Average Speed [km/h]	51.6	68.1	65.3	65.7	63.4	65.2	60.3						
Top Speed [km/h]	66.2	70.7	67.0	67.1	66.6	66.4	63.4						
Avg. Dist. to Rail [m]	4.4	1.6	0.6	0.1	0.4	2.6	1.3						
Avg. Stride Freq. [Hz]	2.1	2.4	2.3	2.3	2.3	2.4	2.3						
Avg. Stride Length [m]	6.7	7.9	7.9	7.9	7.7	7.5	7.4						



[ ] Ranking at each section and finish  
-.-.- No data available at this section  
NA No data available



Horse/Jockey Name	Larrikin Rogue
Final Rank	2
Fastest Section Time (Section)	0:10.59 (1200m)
Top Speed [km/h] (Section)	69.8 (1200m)
Race State	Finished

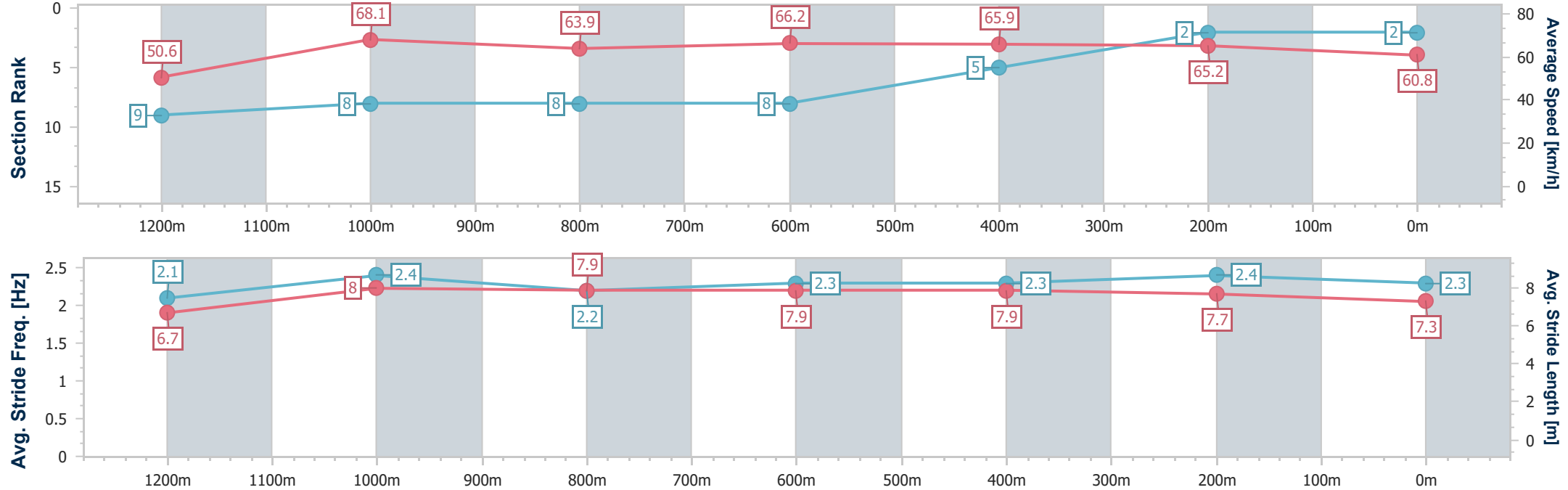


Eagle FarmProfessional  
Race 4: AUSTBROKERS COMSURE Colts, Geldings & Entires  
No Metro Wins Handicap - 1400m  
08 November 2025 - 13:22  
Track Rating: Good 3, Weather: Fine, Rail Position: +3m Entire Course



BRISBANE  
RACING CLUB

Section	Overall	1200m	1000m	800m	600m	400m	200m						
Section Times	1:20.94 [2] (0:14.26)	1:06.68 [9] (0:10.59)	0:56.09 [8] (0:11.39)	0:44.70 [8] (0:10.93)	0:33.77 [8] (0:10.88)	0:22.89 [5] (0:11.07)	0:11.82 [2] (0:11.82)						
Average Speed [km/h]	50.6	68.1	63.9	66.2	65.9	65.2	60.8						
Top Speed [km/h]	67.7	69.8	65.6	68.5	67.0	66.4	63.5						
Avg. Dist. to Rail [m]	3.7	0.9	1.8	1.4	0.4	0.5	0.5						
Avg. Stride Freq. [Hz]	2.1	2.4	2.2	2.3	2.3	2.4	2.3						
Avg. Stride Length [m]	6.7	8.0	7.9	7.9	7.9	7.7	7.3						



- [ ] Ranking at each section and finish
- .-.- No data available at this section
- NA No data available



Horse/Jockey Name	Capital Asset
Final Rank	3
Fastest Section Time (Section)	0:10.68 (1200m)
Top Speed [km/h] (Section)	69.5 (Overall)
Race State	Finished

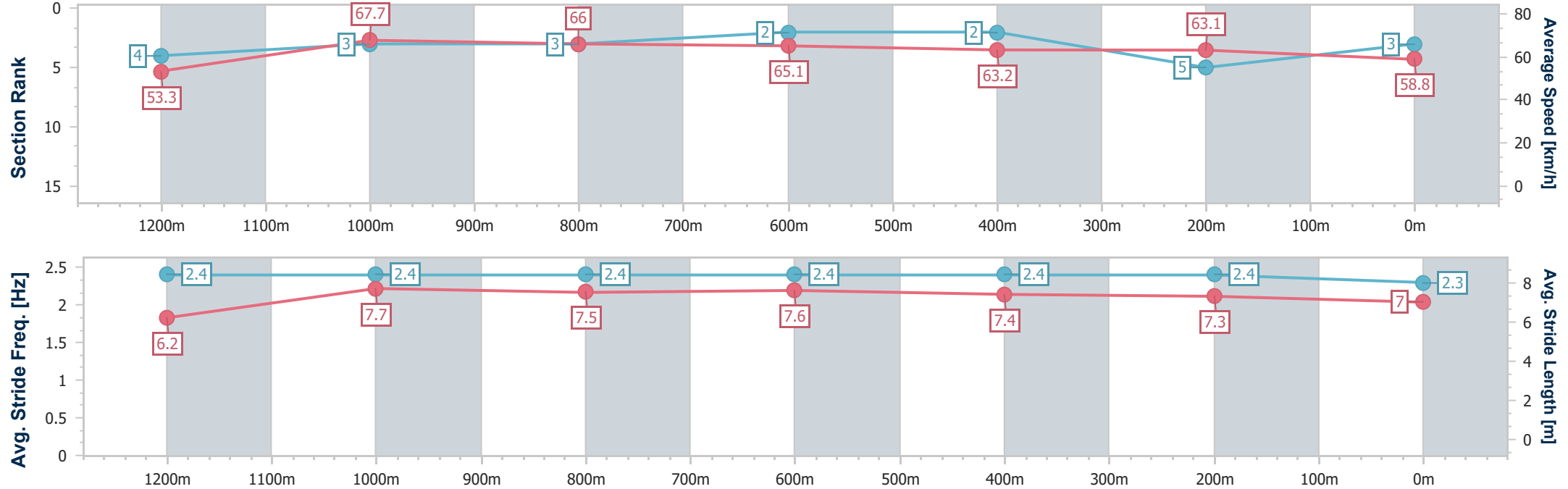


Eagle FarmProfessional  
Race 4: AUSTBROKERS COMSURE Colts, Geldings & Entires  
No Metro Wins Handicap - 1400m  
08 November 2025 - 13:22  
Track Rating: Good 3, Weather: Fine, Rail Position: +3m Entire Course



BRISBANE  
RACING CLUB

Section	Overall	1200m	1000m	800m	600m	400m	200m						
Section Times	1:21.44 [3] (0:13.60)	1:07.84 [4] (0:10.68)	0:57.16 [3] (0:11.01)	0:46.15 [3] (0:11.10)	0:35.05 [2] (0:11.42)	0:23.63 [2] (0:11.38)	0:12.25 [5] (0:12.25)						
Average Speed [km/h]	53.3	67.7	66.0	65.1	63.2	63.1	58.8						
Top Speed [km/h]	69.5	69.3	67.6	66.0	65.6	65.4	61.8						
Avg. Dist. to Rail [m]	10.3	4.5	2.3	0.8	0.4	3.2	5.4						
Avg. Stride Freq. [Hz]	2.4	2.4	2.4	2.4	2.4	2.4	2.3						
Avg. Stride Length [m]	6.2	7.7	7.5	7.6	7.4	7.3	7.0						





Horse/Jockey Name	Voracious
Final Rank	4
Fastest Section Time (Section)	0:10.65 (1200m)
Top Speed [km/h] (Section)	70.6 (1200m)
Race State	Finished

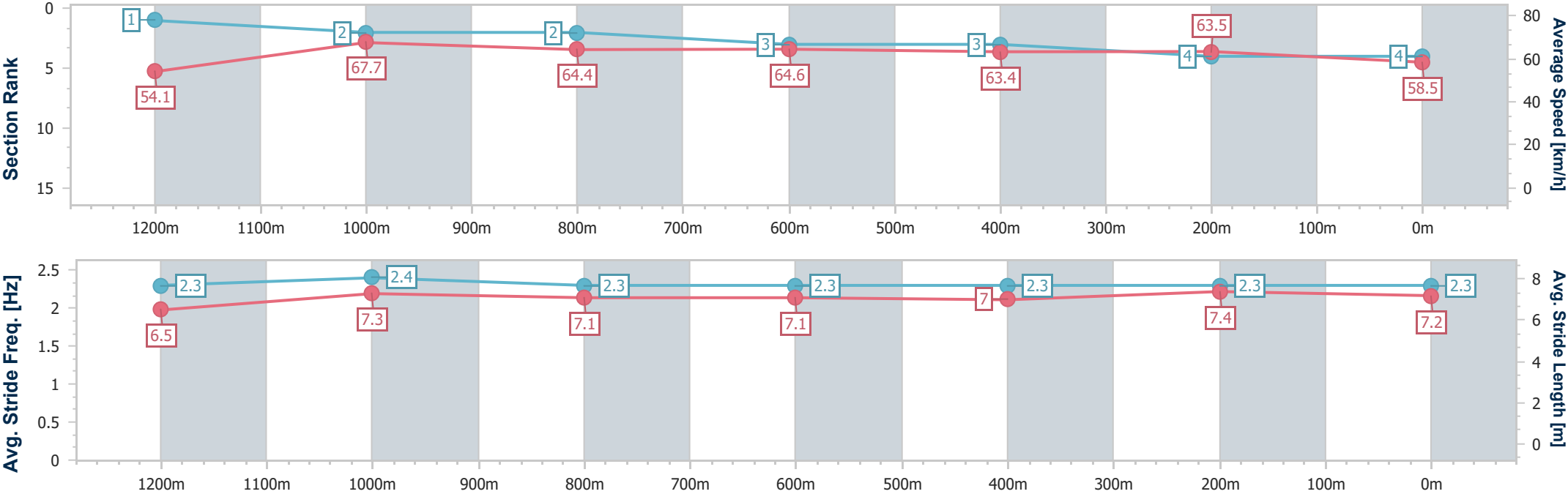


Eagle Farm Professional  
Race 4: AUSTBROKERS COMSURE Colts, Geldings & Entires  
No Metro Wins Handicap - 1400m  
08 November 2025 - 13:22  
Track Rating: Good 3, Weather: Fine, Rail Position: +3m Entire Course



BRISBANE  
RACING CLUB

Section	Overall	1200m	1000m	800m	600m	400m	200m						
Section Times	1:21.50 [4] (0:13.35)	1:08.15 [1] (0:10.65)	0:57.50 [2] (0:11.26)	0:46.24 [2] (0:11.17)	0:35.07 [3] (0:11.39)	0:23.68 [3] (0:11.34)	0:12.34 [4] (0:12.34)						
Average Speed [km/h]	54.1	67.7	64.4	64.6	63.4	63.5	58.5						
Top Speed [km/h]	69.3	70.6	65.3	65.6	63.8	64.5	61.7						
Avg. Dist. to Rail [m]	7.4	2.3	1.5	0.8	0.3	1.0	1.0						
Avg. Stride Freq. [Hz]	2.3	2.4	2.3	2.3	2.3	2.3	2.3						
Avg. Stride Length [m]	6.5	7.3	7.1	7.1	7.0	7.4	7.2						





Horse/Jockey Name	Connewarre
Final Rank	5
Fastest Section Time (Section)	0:10.84 (1200m)
Top Speed [km/h] (Section)	68.1 (600m)
Race State	Finished

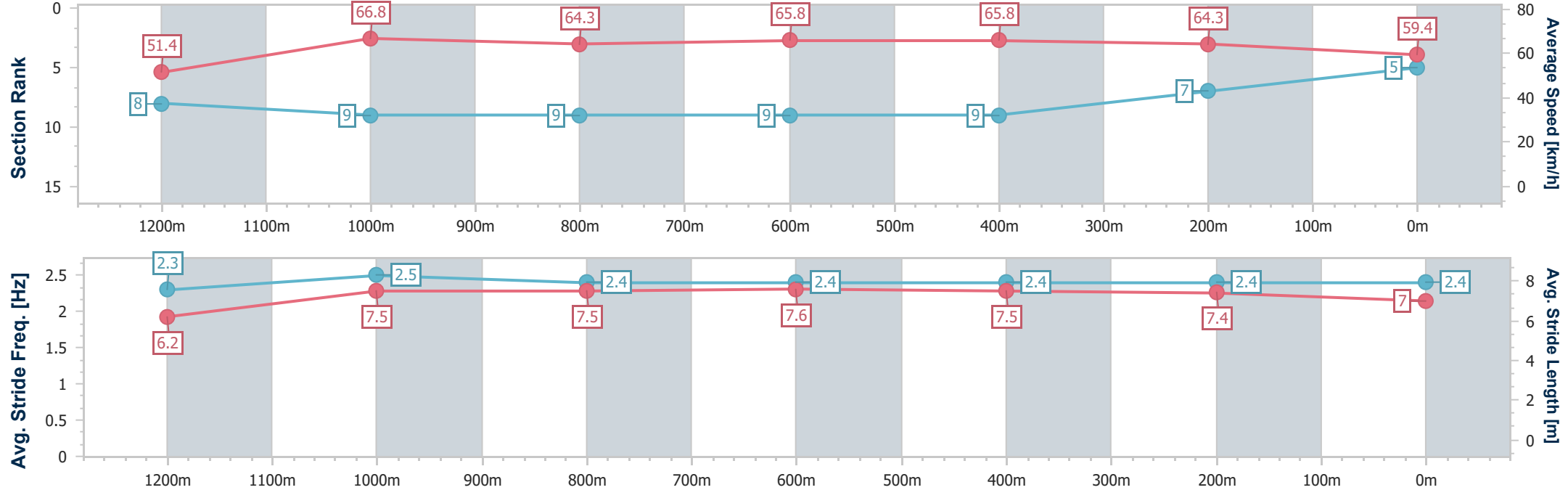


Eagle FarmProfessional  
Race 4: AUSTBROKERS COMSURE Colts, Geldings & Entires  
No Metro Wins Handicap - 1400m  
08 November 2025 - 13:22  
Track Rating: Good 3, Weather: Fine, Rail Position: +3m Entire Course



BRISBANE  
RACING CLUB

Section	Overall	1200m	1000m	800m	600m	400m	200m						
Section Times	1:21.67 [5] (0:14.10)	1:07.57 [8] (0:10.84)	0:56.73 [9] (0:11.36)	0:45.37 [9] (0:11.11)	0:34.26 [9] (0:10.93)	0:23.33 [9] (0:11.22)	0:12.11 [7] (0:12.11)						
Average Speed [km/h]	51.4	66.8	64.3	65.8	65.8	64.3	59.4						
Top Speed [km/h]	65.8	67.6	66.3	68.0	68.1	65.5	61.3						
Avg. Dist. to Rail [m]	7.3	4.5	3.4	2.8	0.5	1.2	0.9						
Avg. Stride Freq. [Hz]	2.3	2.5	2.4	2.4	2.4	2.4	2.4						
Avg. Stride Length [m]	6.2	7.5	7.5	7.6	7.5	7.4	7.0						







Horse/Jockey Name	Hulkamania
Final Rank	6
Fastest Section Time (Section)	0:10.76 (1200m)
Top Speed [km/h] (Section)	68.1 (1200m)
Race State	Finished

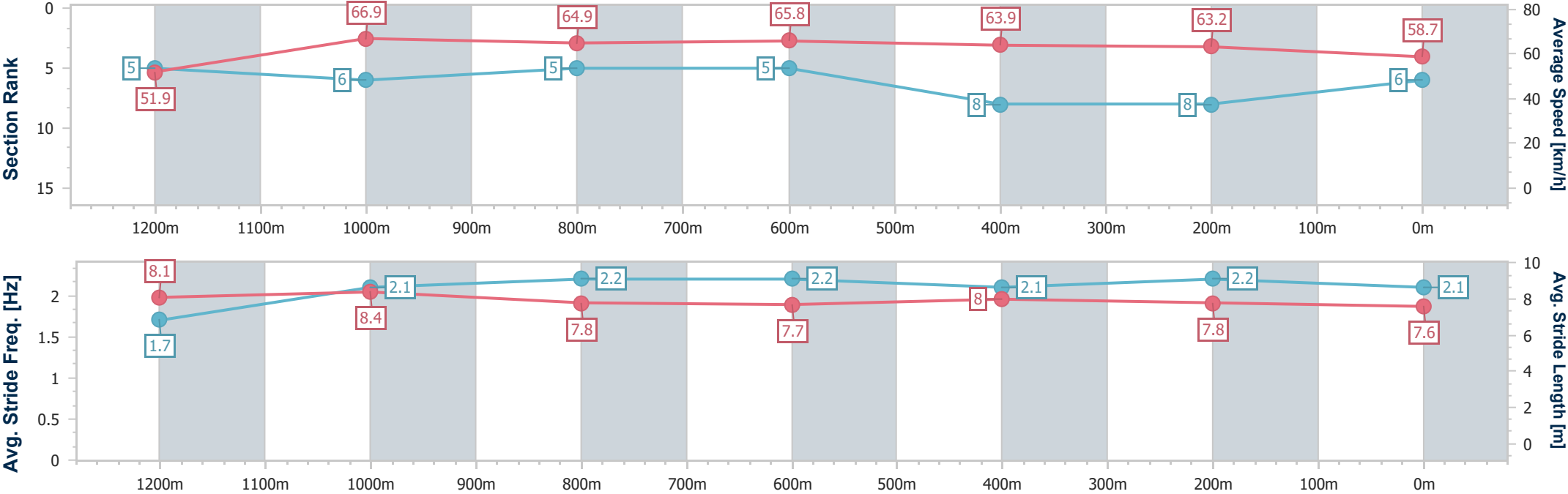


Eagle FarmProfessional  
Race 4: AUSTBROKERS COMSURE Colts, Geldings & Entires  
No Metro Wins Handicap - 1400m  
08 November 2025 - 13:22  
Track Rating: Good 3, Weather: Fine, Rail Position: +3m Entire Course



BRISBANE  
RACING CLUB

Section	Overall	1200m	1000m	800m	600m	400m	200m						
Section Times	1:21.84 [6] (0:13.89)	1:07.95 [5] (0:10.76)	0:57.19 [6] (0:11.21)	0:45.98 [5] (0:11.00)	0:34.98 [5] (0:11.35)	0:23.63 [8] (0:11.37)	0:12.26 [8] (0:12.26)						
Average Speed [km/h]	51.9	66.9	64.9	65.8	63.9	63.2	58.7						
Top Speed [km/h]	66.5	68.1	66.4	66.8	64.6	64.6	62.0						
Avg. Dist. to Rail [m]	3.7	2.4	1.1	1.3	1.9	2.1	3.3						
Avg. Stride Freq. [Hz]	1.7	2.1	2.2	2.2	2.1	2.2	2.1						
Avg. Stride Length [m]	8.1	8.4	7.8	7.7	8.0	7.8	7.6						





Horse/Jockey Name	Kodiak
Final Rank	7
Fastest Section Time (Section)	0:10.57 (1200m)
Top Speed [km/h] (Section)	69.4 (1200m)
Race State	Finished

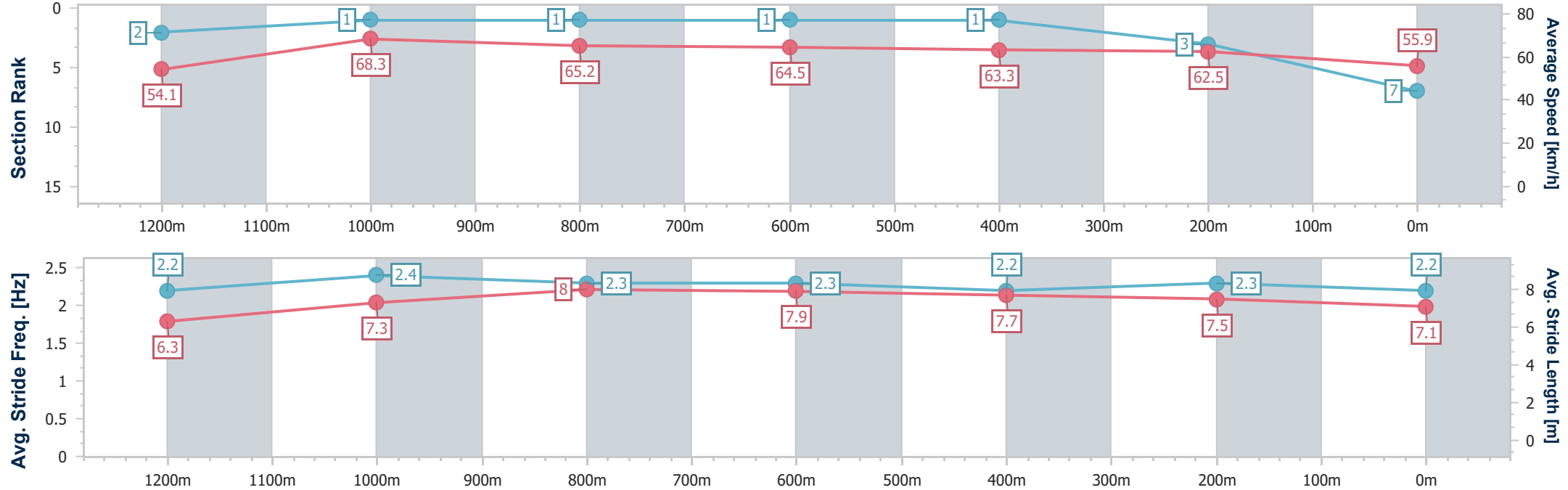


Eagle Farm Professional  
Race 4: AUSTBROKERS COMSURE Colts, Geldings & Entires  
No Metro Wins Handicap - 1400m  
08 November 2025 - 13:22  
Track Rating: Good 3, Weather: Fine, Rail Position: +3m Entire Course



BRISBANE  
RACING CLUB

Section	Overall	1200m	1000m	800m	600m	400m	200m						
Section Times	1:22.02 [7] (0:13.37)	1:08.65 [2] (0:10.57)	0:58.08 [1] (0:11.13)	0:46.95 [1] (0:11.24)	0:35.71 [1] (0:11.32)	0:24.39 [1] (0:11.50)	0:12.89 [3] (0:12.89)						
Average Speed [km/h]	54.1	68.3	65.2	64.5	63.3	62.5	55.9						
Top Speed [km/h]	68.5	69.4	66.1	65.5	64.3	64.3	59.5						
Avg. Dist. to Rail [m]	8.1	2.6	1.5	1.8	0.7	0.5	0.9						
Avg. Stride Freq. [Hz]	2.2	2.4	2.3	2.3	2.2	2.3	2.2						
Avg. Stride Length [m]	6.3	7.3	8.0	7.9	7.7	7.5	7.1						





Horse/Jockey Name	Cape Crusader
Final Rank	8
Fastest Section Time (Section)	0:10.80 (1200m)
Top Speed [km/h] (Section)	68.2 (Overall)
Race State	Finished

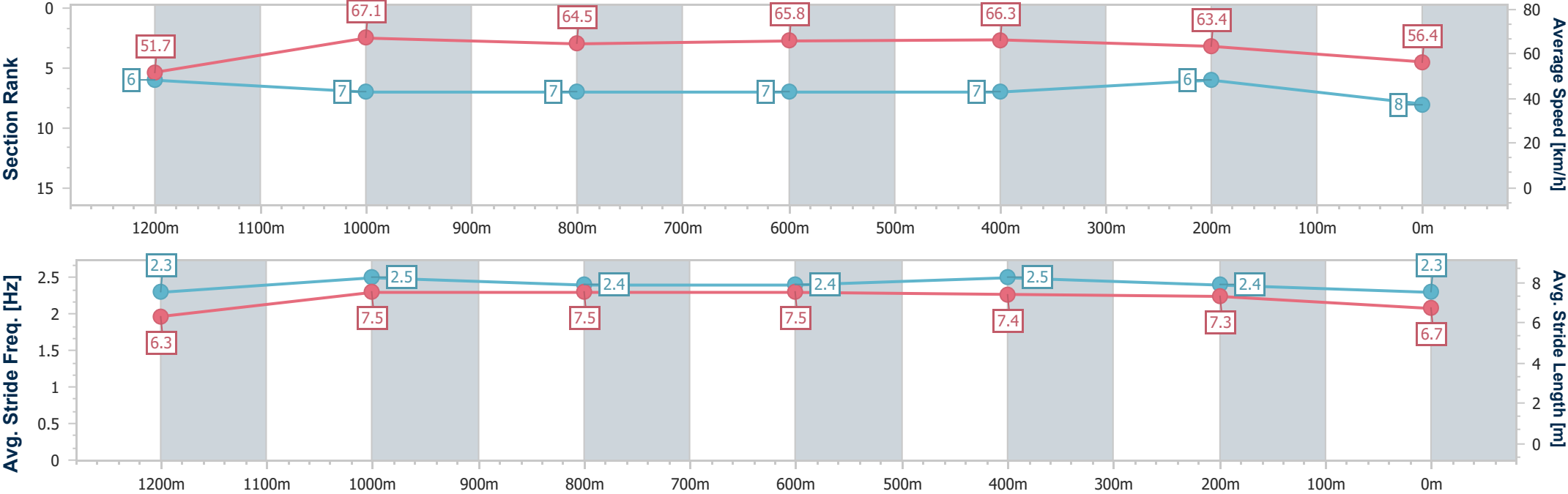


Eagle Farm Professional  
Race 4: AUSTBROKERS COMSURE Colts, Geldings & Entires  
No Metro Wins Handicap - 1400m  
08 November 2025 - 13:22  
Track Rating: Good 3, Weather: Fine, Rail Position: +3m Entire Course



BRISBANE  
RACING CLUB

Section	Overall	1200m	1000m	800m	600m	400m	200m						
Section Times	1:22.27 [8] (0:13.95)	1:08.32 [6] (0:10.80)	0:57.52 [7] (0:11.29)	0:46.23 [7] (0:11.10)	0:35.13 [7] (0:11.00)	0:24.13 [7] (0:11.33)	0:12.80 [6] (0:12.80)						
Average Speed [km/h]	51.7	67.1	64.5	65.8	66.3	63.4	56.4						
Top Speed [km/h]	68.2	68.0	65.6	66.6	66.8	66.2	59.8						
Avg. Dist. to Rail [m]	5.3	4.1	3.2	2.4	3.1	4.9	5.3						
Avg. Stride Freq. [Hz]	2.3	2.5	2.4	2.4	2.5	2.4	2.3						
Avg. Stride Length [m]	6.3	7.5	7.5	7.5	7.4	7.3	6.7						





Horse/Jockey Name	Charlie's Case
Final Rank	9
Fastest Section Time (Section)	0:10.95 (1200m)
Top Speed [km/h] (Section)	66.6 (1200m)
Race State	Finished

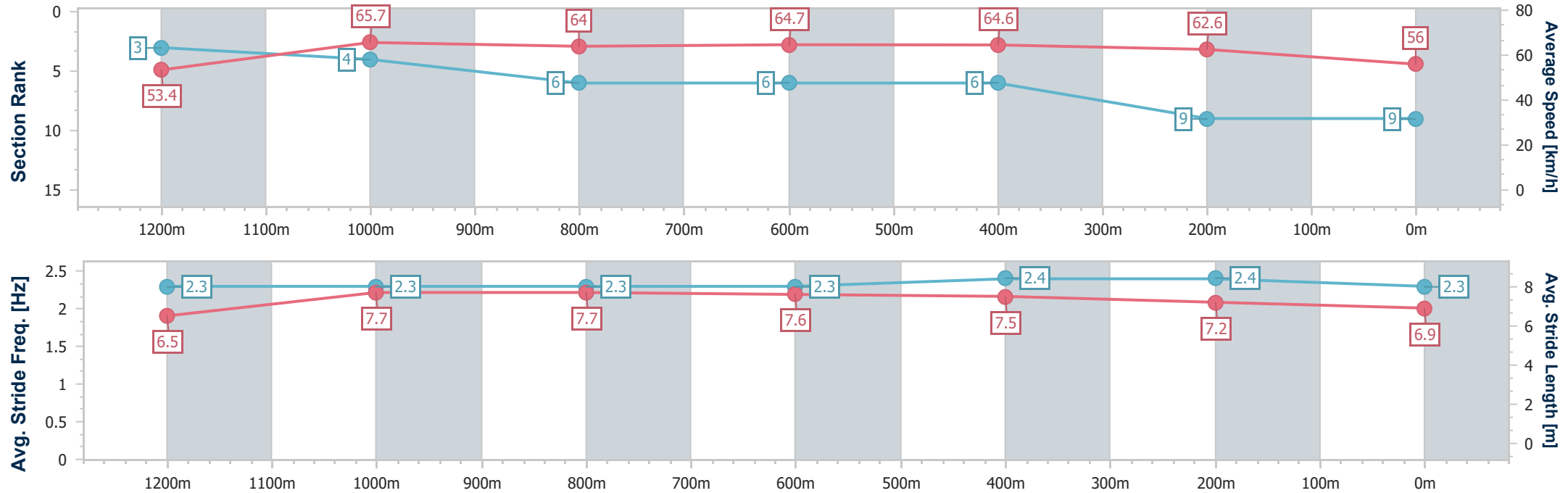


Eagle FarmProfessional  
Race 4: AUSTBROKERS COMSURE Colts, Geldings & Entires  
No Metro Wins Handicap - 1400m  
08 November 2025 - 13:22  
Track Rating: Good 3, Weather: Fine, Rail Position: +3m Entire Course



BRISBANE  
RACING CLUB

Section	Overall	1200m	1000m	800m	600m	400m	200m						
Section Times	1:22.46 [9] (0:13.55)	1:08.91 [3] (0:10.95)	0:57.96 [4] (0:11.38)	0:46.58 [6] (0:11.14)	0:35.44 [6] (0:11.09)	0:24.35 [6] (0:11.50)	0:12.85 [9] (0:12.85)						
Average Speed [km/h]	53.4	65.7	64.0	64.7	64.6	62.6	56.0						
Top Speed [km/h]	65.8	66.6	64.6	65.6	65.4	64.5	59.9						
Avg. Dist. to Rail [m]	5.4	2.8	1.9	0.5	0.7	0.5	2.3						
Avg. Stride Freq. [Hz]	2.3	2.3	2.3	2.3	2.4	2.4	2.3						
Avg. Stride Length [m]	6.5	7.7	7.7	7.6	7.5	7.2	6.9						





Eagle Farm Professional  
Race 5: FURLONG EQUINE INSURANCE BENCHMARK 78 Handicap -  
1000m

08 November 2025 - 14:02



BRISBANE  
RACING CLUB

Track Rating: Good 3, Weather: Fine, Rail Position: +3m Entire Course

Section						Overall	800m	600m	400m	200m			
Field Times						0:55.34 (0:12.74)	0:42.60 (0:10.26)	0:32.34 (0:10.53)	0:21.81 (0:10.70)	0:11.11 (0:11.11)	Last 600m 0:32.34		
Rank	TAB	Horse/Jockey	Barrier	Top Speed [km/h]	Fastest Section						Margin		
1	11	LYLES	4	71.4	0:10.14	0:55.34 [1]	0:42.20 [2]	0:32.06 [2]	0:21.62 [2]	0:11.11 [1]	0:55.34	0:32.06	
		Ben Thompson		800m	800m	(0:13.14)	(0:10.14)	(0:10.44)	(0:10.51)	(0:11.11)			
2	8	BOSSED UP	1	71.6	0:10.39	0:55.73 [2]	0:42.48 [4]	0:32.09 [5]	0:21.57 [5]	0:11.17 [3]	2.28L	0:32.09 +1	
		Ryan Maloney		800m	800m	(0:13.25)	(0:10.39)	(0:10.52)	(0:10.40)	(0:11.17)			
3	6	COSMO CENTAURUS	8	70.6	0:10.41	0:55.93 [3]	0:42.52 [6]	0:32.11 [6]	0:21.69 [6]	0:11.18 [6]	3.48L	0:32.11 +3	
		Daniel Moor		800m	800m	(0:13.41)	(0:10.41)	(0:10.42)	(0:10.51)	(0:11.18)			
4	7	HELLA FAST	2	70.4	0:10.36	0:56.11 [4]	0:42.86 [4]	0:32.50 [4]	0:22.01 [4]	0:11.50 [4]	4.56L	0:32.50 +2	
		Cejay Graham		800m	800m	(0:13.25)	(0:10.36)	(0:10.49)	(0:10.51)	(0:11.50)			
5	3	MR GALAZI	5	70.8	0:10.42	0:56.35 [5]	0:42.73 [8]	0:32.30 [8]	0:21.88 [8]	0:11.46 [8]	5.96L	0:32.30 +3	
		Corey Sutherland		800m	600m	(0:13.62)	(0:10.43)	(0:10.42)	(0:10.42)	(0:11.46)			
6	10	BLUE SPINEL	3	70.0	0:10.40	0:56.47 [6]	0:43.04 [7]	0:32.64 [7]	0:22.19 [7]	0:11.66 [7]	6.64L	0:32.64 +1	
		Angela Jones		800m	800m	(0:13.43)	(0:10.40)	(0:10.45)	(0:10.53)	(0:11.66)			
7	5	HIDDEN MELODY	6	72.1	0:10.31	0:56.54 [7]	0:43.39 [3]	0:33.08 [3]	0:22.45 [3]	0:11.82 [5]	7.05L	0:33.08 +7	
		Jace McMurray		800m	800m	(0:13.15)	(0:10.31)	(0:10.63)	(0:10.63)	(0:11.82)			
8	2	FIND YOUR OWN	7	71.5	0:10.26	0:56.60 [8]	0:43.86 [1]	0:33.60 [1]	0:23.07 [1]	0:12.13 [2]	7.42L	0:33.60 +4	
		Jasper Franklin		800m	800m	(0:12.74)	(0:10.26)	(0:10.53)	(0:10.94)	(0:12.13)			

Scratched: Ser Joh (#4), Surprise Honey (#9), Belegato (#1)



Horse/Jockey Name	Lyles
Final Rank	1
Fastest Section Time (Section)	0:10.14 (800m)
Top Speed [km/h] (Section)	71.4 (800m)
Race State	Finished

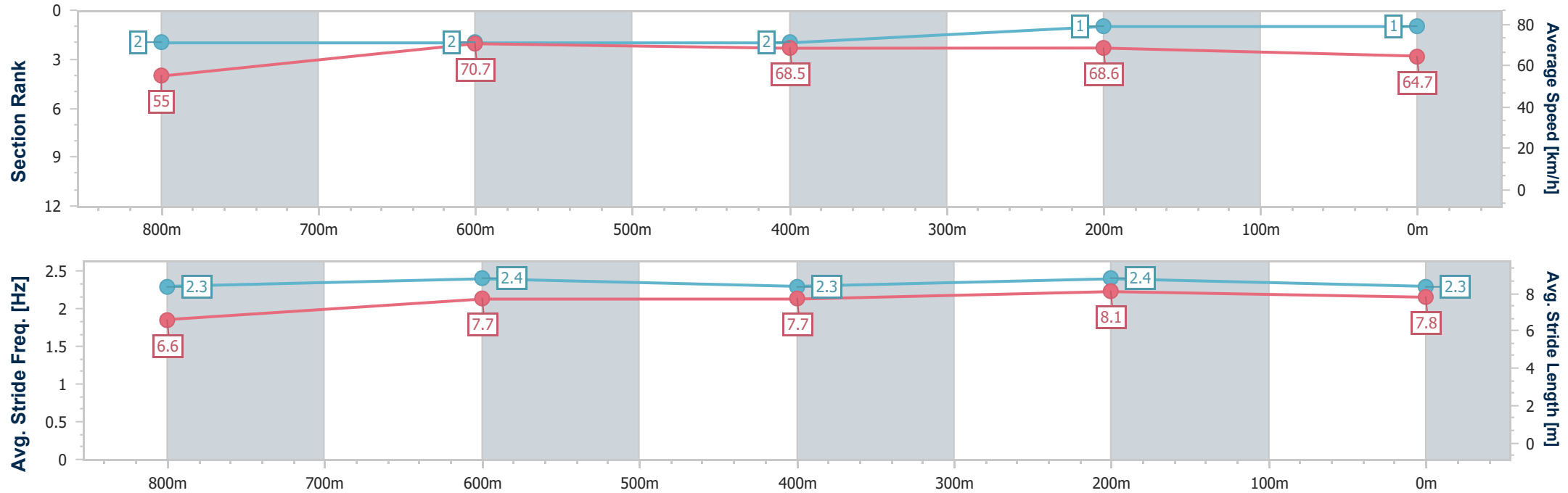


Eagle FarmProfessional  
Race 5: FURLONG EQUINE INSURANCE BENCHMARK 78  
Handicap - 1000m  
08 November 2025 - 14:02  
Track Rating: Good 3, Weather: Fine, Rail Position: +3m Entire Course



BRISBANE  
RACING CLUB

Section	Overall	800m	600m	400m	200m									
Section Times	0:55.34 [1] (0:13.14)	0:42.20 [2] (0:10.14)	0:32.06 [2] (0:10.44)	0:21.62 [2] (0:10.51)	0:11.11 [1] (0:11.11)									
Average Speed [km/h]	55.0	70.7	68.5	68.6	64.7									
Top Speed [km/h]	70.4	71.4	69.7	69.3	67.0									
Avg. Dist. to Rail [m]	3.6	1.1	1.2	1.1	0.7									
Avg. Stride Freq. [Hz]	2.3	2.4	2.3	2.4	2.3									
Avg. Stride Length [m]	6.6	7.7	7.7	8.1	7.8									



[ ] Ranking at each section and finish  
-.-.- No data available at this section  
NA No data available



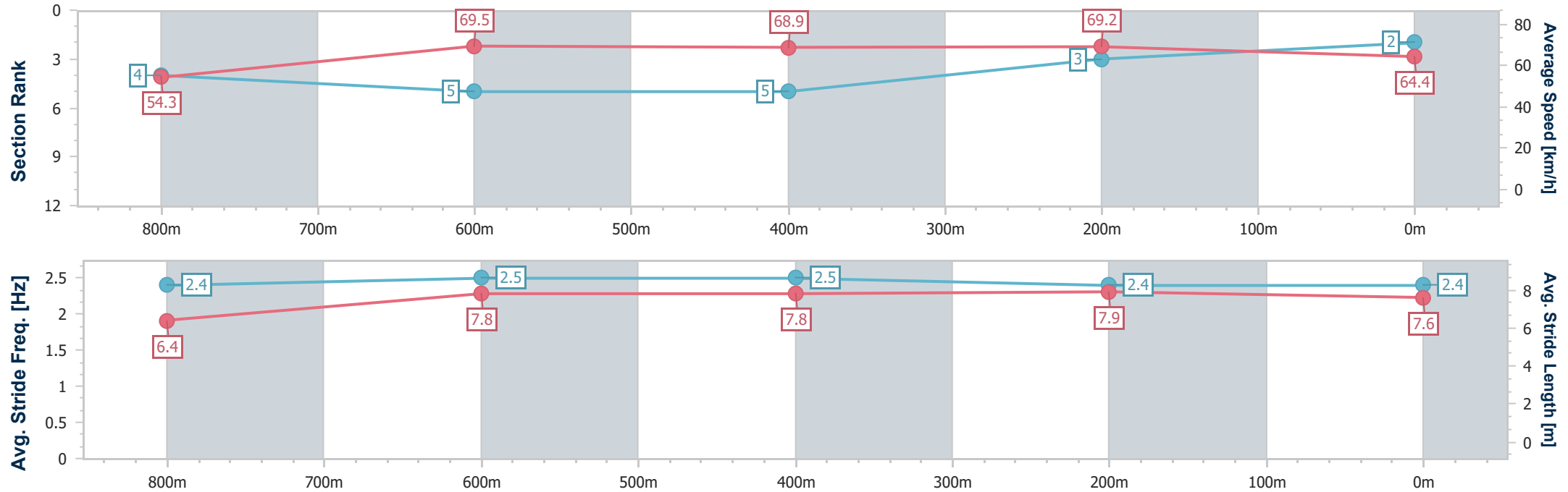
Horse/Jockey Name	Bossed Up
Final Rank	2
Fastest Section Time (Section)	0:10.39 (800m)
Top Speed [km/h] (Section)	71.6 (800m)
Race State	Finished



Eagle FarmProfessional  
Race 5: FURLONG EQUINE INSURANCE BENCHMARK 78  
Handicap - 1000m  
08 November 2025 - 14:02  
Track Rating: Good 3, Weather: Fine, Rail Position: +3m Entire Course



Section	Overall	800m	600m	400m	200m										
Section Times	0:55.73 [2] (0:13.25)	0:42.48 [4] (0:10.39)	0:32.09 [5] (0:10.52)	0:21.57 [5] (0:10.40)	0:11.17 [3] (0:11.17)										
Average Speed [km/h]	54.3	69.5	68.9	69.2	64.4										
Top Speed [km/h]	69.2	71.6	69.9	69.9	68.7										
Avg. Dist. to Rail [m]	1.8	0.3	1.1	4.8	7.4										
Avg. Stride Freq. [Hz]	2.4	2.5	2.5	2.4	2.4										
Avg. Stride Length [m]	6.4	7.8	7.8	7.9	7.6										





Horse/Jockey Name	Cosmo Centaurus
Final Rank	3
Fastest Section Time (Section)	0:10.41 (800m)
Top Speed [km/h] (Section)	70.6 (800m)
Race State	Finished

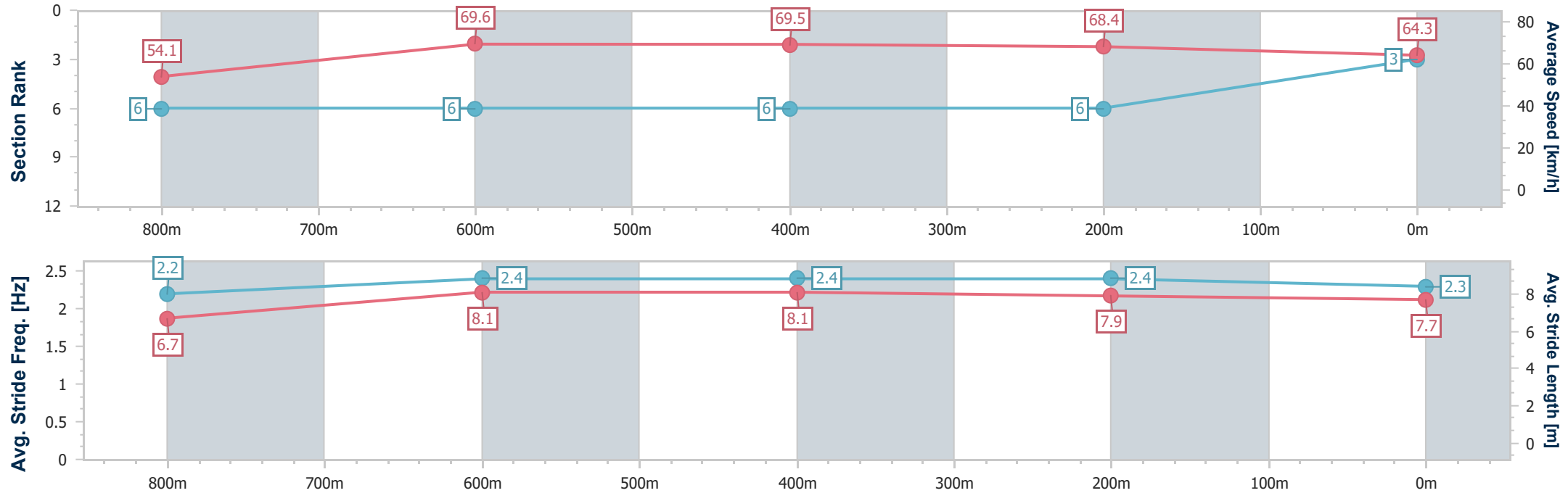


Eagle FarmProfessional  
Race 5: FURLONG EQUINE INSURANCE BENCHMARK 78  
Handicap - 1000m  
08 November 2025 - 14:02  
Track Rating: Good 3, Weather: Fine, Rail Position: +3m Entire Course



BRISBANE  
RACING CLUB

Section	Overall	800m	600m	400m	200m										
Section Times	0:55.93 [3] (0:13.41)	0:42.52 [6] (0:10.41)	0:32.11 [6] (0:10.42)	0:21.69 [6] (0:10.51)	0:11.18 [6] (0:11.18)										
Average Speed [km/h]	54.1	69.6	69.5	68.4	64.3										
Top Speed [km/h]	69.6	70.6	70.4	69.1	67.2										
Avg. Dist. to Rail [m]	6.3	1.4	1.0	5.6	7.3										
Avg. Stride Freq. [Hz]	2.2	2.4	2.4	2.4	2.3										
Avg. Stride Length [m]	6.7	8.1	8.1	7.9	7.7										







Horse/Jockey Name	Hella Fast
Final Rank	4
Fastest Section Time (Section)	0:10.36 (800m)
Top Speed [km/h] (Section)	70.4 (800m)
Race State	Finished

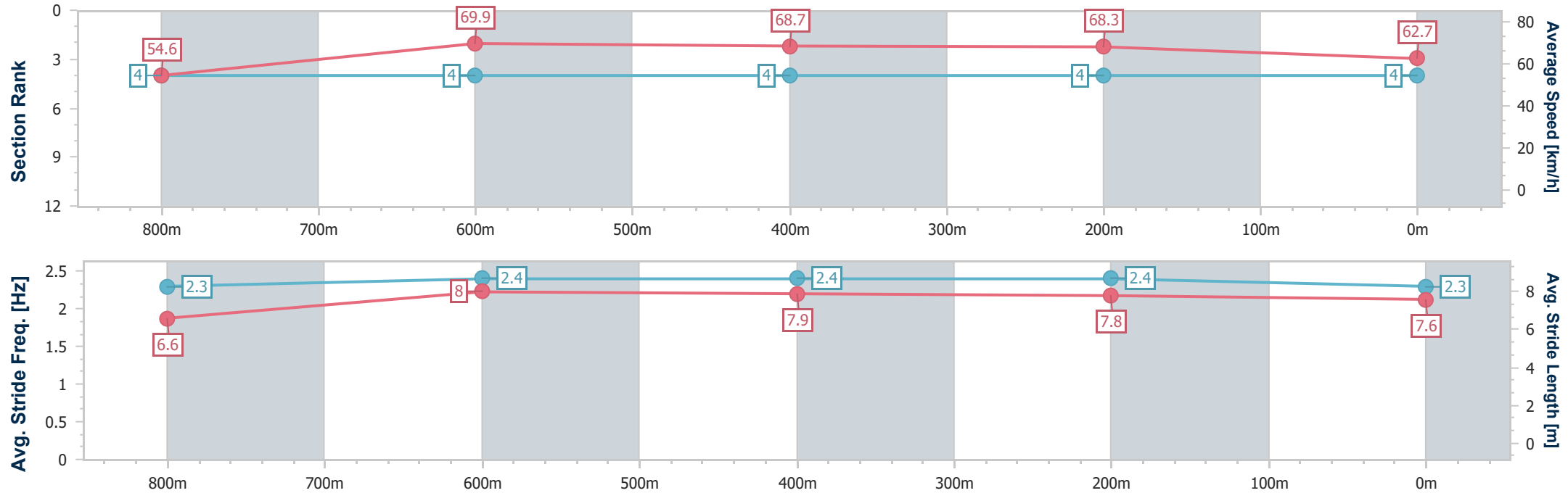


Eagle FarmProfessional  
Race 5: FURLONG EQUINE INSURANCE BENCHMARK 78  
Handicap - 1000m  
08 November 2025 - 14:02  
Track Rating: Good 3, Weather: Fine, Rail Position: +3m Entire Course



BRISBANE  
RACING CLUB

Section	Overall	800m	600m	400m	200m									
Section Times	0:56.11 [4] (0:13.25)	0:42.86 [4] (0:10.36)	0:32.50 [4] (0:10.49)	0:22.01 [4] (0:10.51)	0:11.50 [4] (0:11.50)									
Average Speed [km/h]	54.6	69.9	68.7	68.3	62.7									
Top Speed [km/h]	68.5	70.4	70.1	70.2	65.9									
Avg. Dist. to Rail [m]	2.8	0.9	0.7	5.0	5.5									
Avg. Stride Freq. [Hz]	2.3	2.4	2.4	2.4	2.3									
Avg. Stride Length [m]	6.6	8.0	7.9	7.8	7.6									





Horse/Jockey Name	Mr Galazi
Final Rank	5
Fastest Section Time (Section)	0:10.42 (600m)
Top Speed [km/h] (Section)	70.8 (800m)
Race State	Finished

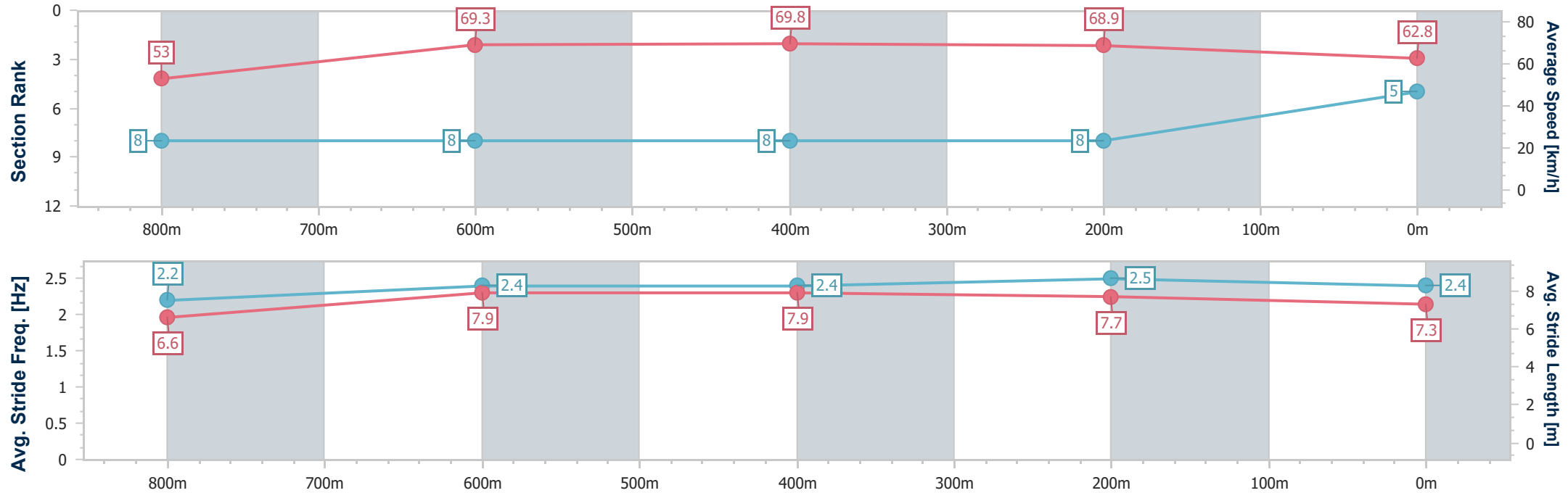


Eagle FarmProfessional  
Race 5: FURLONG EQUINE INSURANCE BENCHMARK 78  
Handicap - 1000m  
08 November 2025 - 14:02  
Track Rating: Good 3, Weather: Fine, Rail Position: +3m Entire Course



BRISBANE  
RACING CLUB

Section	Overall	800m	600m	400m	200m										
Section Times	0:56.35 [5] (0:13.62)	0:42.73 [8] (0:10.43)	0:32.30 [8] (0:10.42)	0:21.88 [8] (0:10.42)	0:11.46 [8] (0:11.46)										
Average Speed [km/h]	53.0	69.3	69.8	68.9	62.8										
Top Speed [km/h]	70.6	70.8	70.3	70.3	67.0										
Avg. Dist. to Rail [m]	5.1	0.8	1.9	7.7	8.2										
Avg. Stride Freq. [Hz]	2.2	2.4	2.4	2.5	2.4										
Avg. Stride Length [m]	6.6	7.9	7.9	7.7	7.3										



- [ ] Ranking at each section and finish
- .-.- No data available at this section
- NA No data available



Horse/Jockey Name	Blue Spinel
Final Rank	6
Fastest Section Time (Section)	0:10.40 (800m)
Top Speed [km/h] (Section)	70.0 (800m)
Race State	Finished

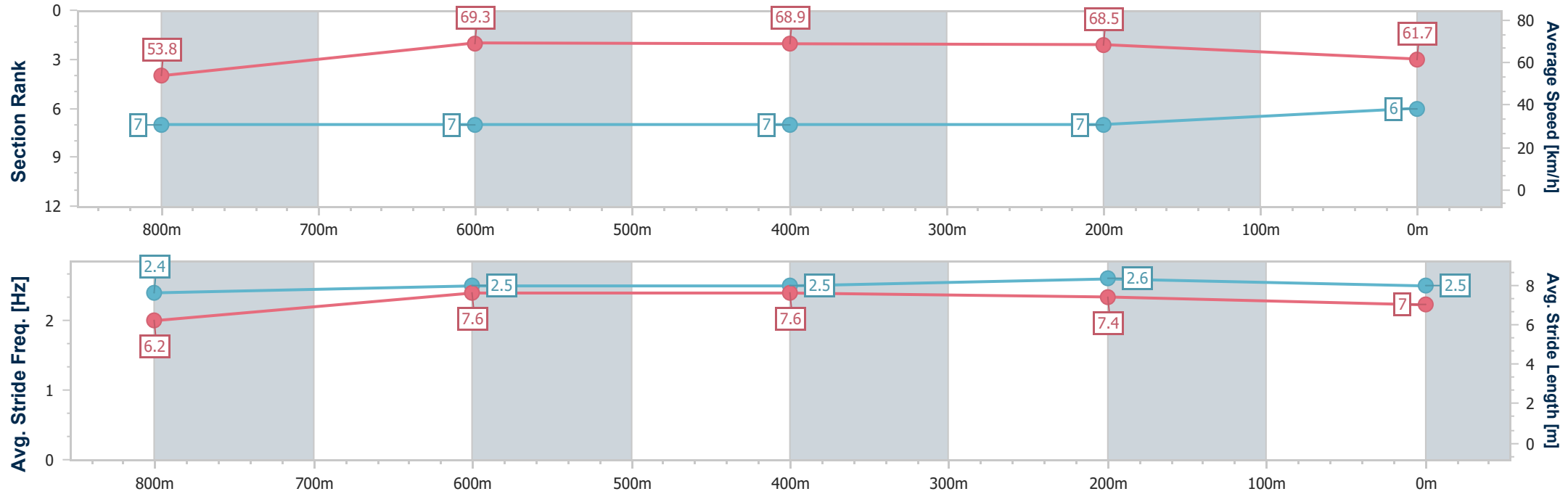


Eagle FarmProfessional  
Race 5: FURLONG EQUINE INSURANCE BENCHMARK 78  
Handicap - 1000m  
08 November 2025 - 14:02  
Track Rating: Good 3, Weather: Fine, Rail Position: +3m Entire Course



BRISBANE  
RACING CLUB

Section	Overall	800m	600m	400m	200m										
Section Times	0:56.47 [6] (0:13.43)	0:43.04 [7] (0:10.40)	0:32.64 [7] (0:10.45)	0:22.19 [7] (0:10.53)	0:11.66 [7] (0:11.66)										
Average Speed [km/h]	53.8	69.3	68.9	68.5	61.7										
Top Speed [km/h]	69.1	70.0	69.9	69.7	65.5										
Avg. Dist. to Rail [m]	4.1	0.4	0.4	1.4	3.3										
Avg. Stride Freq. [Hz]	2.4	2.5	2.5	2.6	2.5										
Avg. Stride Length [m]	6.2	7.6	7.6	7.4	7.0										



- [ ] Ranking at each section and finish
- .-.- No data available at this section
- NA No data available



Horse/Jockey Name	Hidden Melody
Final Rank	7
Fastest Section Time (Section)	0:10.31 (800m)
Top Speed [km/h] (Section)	72.1 (800m)
Race State	Finished

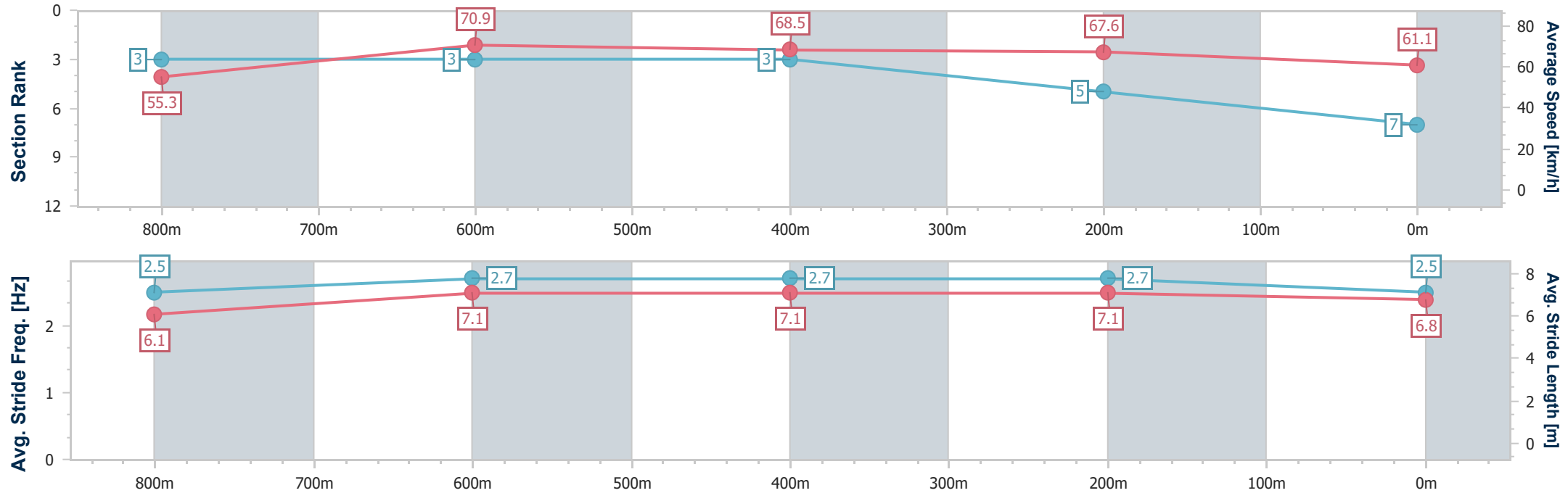


Eagle FarmProfessional  
Race 5: FURLONG EQUINE INSURANCE BENCHMARK 78  
Handicap - 1000m  
08 November 2025 - 14:02  
Track Rating: Good 3, Weather: Fine, Rail Position: +3m Entire Course



BRISBANE  
RACING CLUB

Section	Overall	800m	600m	400m	200m										
Section Times	0:56.54 [7] (0:13.15)	0:43.39 [3] (0:10.31)	0:33.08 [3] (0:10.63)	0:22.45 [3] (0:10.63)	0:11.82 [5] (0:11.82)										
Average Speed [km/h]	55.3	70.9	68.5	67.6	61.1										
Top Speed [km/h]	71.1	72.1	69.3	69.8	64.5										
Avg. Dist. to Rail [m]	6.0	3.1	2.6	4.7	5.1										
Avg. Stride Freq. [Hz]	2.5	2.7	2.7	2.7	2.5										
Avg. Stride Length [m]	6.1	7.1	7.1	7.1	6.8										



- [ ] Ranking at each section and finish
- .-.- No data available at this section
- NA No data available



Horse/Jockey Name	Find Your Own
Final Rank	8
Fastest Section Time (Section)	0:10.26 (800m)
Top Speed [km/h] (Section)	71.5 (800m)
Race State	Finished

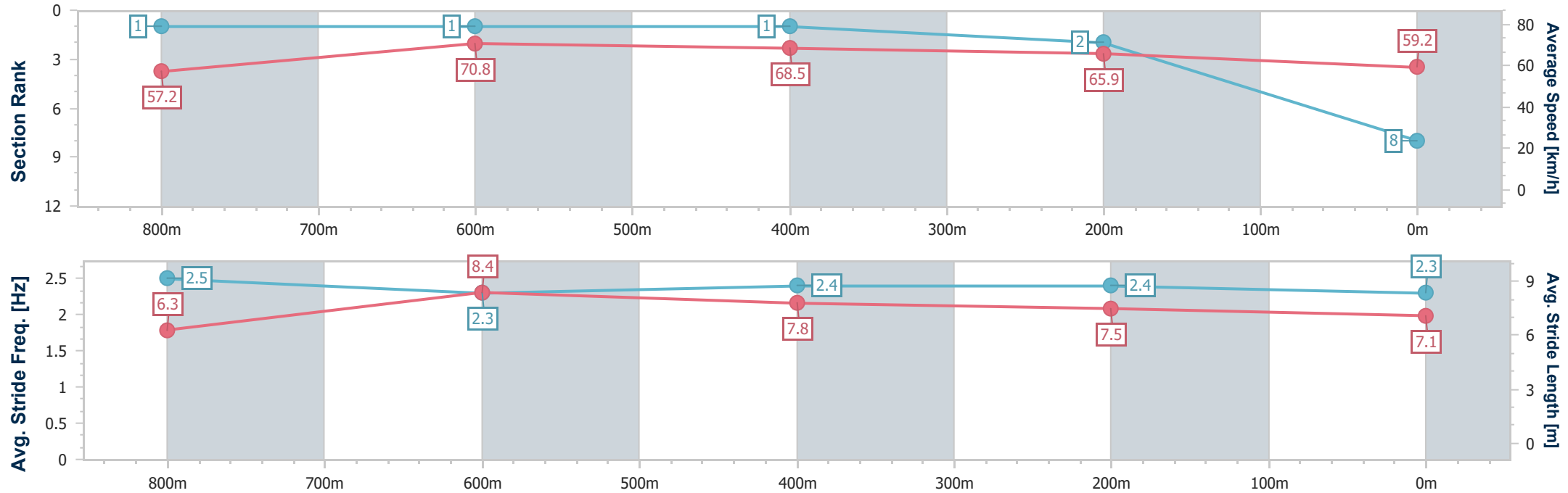


Eagle FarmProfessional  
Race 5: FURLONG EQUINE INSURANCE BENCHMARK 78  
Handicap - 1000m  
08 November 2025 - 14:02  
Track Rating: Good 3, Weather: Fine, Rail Position: +3m Entire Course



BRISBANE  
RACING CLUB

Section	Overall	800m	600m	400m	200m										
Section Times	0:56.60 [8] (0:12.74)	0:43.86 [1] (0:10.26)	0:33.60 [1] (0:10.53)	0:23.07 [1] (0:10.94)	0:12.13 [2] (0:12.13)										
Average Speed [km/h]	57.2	70.8	68.5	65.9	59.2										
Top Speed [km/h]	71.3	71.5	68.8	67.2	63.3										
Avg. Dist. to Rail [m]	6.9	1.9	0.9	1.6	0.8										
Avg. Stride Freq. [Hz]	2.5	2.3	2.4	2.4	2.3										
Avg. Stride Length [m]	6.3	8.4	7.8	7.5	7.1										





# Eagle Farm Professional

## Race 6: KIA ORA STUD BENCHMARK 80 Handicap - 1815m

08 November 2025 - 14:42



BRISBANE  
RACING CLUB

Track Rating: Good 3, Weather: Fine, Rail Position: +3m Entire Course

Section					Overall	1600m	1400m	1200m	1000m	800m	600m	Last 600m	
Field Times					1:48.10 (0:15.08)	1:33.02 (0:11.41)	1:21.61 (0:11.93)	1:09.68 (0:11.93)	0:57.75 (0:11.82)	0:45.93 (0:11.47)	0:34.46 (0:11.20)	0:34.46	
Rank	TAB	Horse/Jockey	Barrier	Top Speed [km/h]	Fastest Section								Distance Travelled [m]
1	8	CAVALRY MAN	2	65.9	0:11.12	1:48.10 [1]	1:32.71 [4]	1:21.09 [3]	1:09.25 [3]	0:57.39 [3]	0:45.67 [3]	0:34.17 [3]	0:34.17
		Jace McMurray		400m	400m	(0:15.39)	(0:11.62)	(0:11.84)	(0:11.86)	(0:11.72)	(0:11.50)	(0:11.17)	
2	12	SUN WORSHIPPER	6	68.5	0:10.90	1:48.73 [2]	1:33.08 [7]	1:21.13 [7]	1:09.39 [7]	0:57.35 [7]	0:45.75 [7]	0:34.22 [7]	0:34.22 +8
		Mark Du Plessis		600m	600m	(0:15.65)	(0:11.95)	(0:11.74)	(0:12.04)	(0:11.60)	(0:11.53)	(0:10.90)	
3	11	MANNERHEIM	1	66.1	0:11.16	1:48.74 [3]	1:33.13 [6]	1:21.27 [6]	1:09.49 [6]	0:57.50 [6]	0:45.85 [6]	0:34.40 [6]	0:34.40 -1
		Damien Thornton		600m	600m	(0:15.61)	(0:11.86)	(0:11.78)	(0:11.99)	(0:11.65)	(0:11.45)	(0:11.16)	
4	9	VICTORY FLAME	9	66.0	0:11.17	1:49.02 [4]	1:33.94 [1]	1:22.53 [1]	1:10.60 [1]	0:58.67 [1]	0:46.85 [1]	0:35.35 [2]	0:35.35 +4
		Ben Thompson		600m	600m	(0:15.08)	(0:11.41)	(0:11.93)	(0:11.93)	(0:11.82)	(0:11.50)	(0:11.17)	
5	4	WILD CHAP	11	66.2	0:11.21	1:49.21 [5]	1:34.05 [2]	1:22.53 [2]	1:10.58 [2]	0:58.72 [2]	0:46.96 [2]	0:35.57 [1]	0:35.57 +8
		Jai Williams		600m	600m	(0:15.16)	(0:11.52)	(0:11.95)	(0:11.86)	(0:11.76)	(0:11.39)	(0:11.21)	
6	10	BECAMO	4	66.6	0:11.11	1:49.21 [6]	1:33.18 [9]	1:21.40 [8]	1:09.67 [8]	0:57.67 [8]	0:46.10 [8]	0:34.67 [8]	0:34.67 -2
		Cejay Graham		600m	600m	(0:16.03)	(0:11.78)	(0:11.73)	(0:12.00)	(0:11.57)	(0:11.43)	(0:11.11)	
7	3	NAVAL SEAL	10	66.9	0:10.85	1:49.26 [7]	1:32.97 [11]	1:21.07 [11]	1:09.40 [11]	0:57.32 [10]	0:45.86 [9]	0:34.45 [9]	0:34.45 -3
		Kyle Wilson-Taylor		600m	600m	(0:16.29)	(0:11.90)	(0:11.67)	(0:12.08)	(0:11.46)	(0:11.41)	(0:10.85)	
8	6	LUDOVISI	3	66.1	0:11.15	1:49.31 [8]	1:33.90 [5]	1:21.98 [5]	1:10.16 [5]	0:58.12 [5]	0:46.49 [5]	0:35.04 [5]	0:35.04 +3
		Daniel Moor		600m	600m	(0:15.41)	(0:11.92)	(0:11.82)	(0:12.04)	(0:11.63)	(0:11.45)	(0:11.15)	
9	1	DIABLO BOLT	5	67.3	0:11.00	1:49.37 [9]	1:33.39 [8]	1:21.55 [9]	1:09.67 [9]	0:57.52 [9]	0:45.96 [10]	0:34.42 [10]	0:34.42 +2
		Corey Sutherland		600m	600m	(0:15.98)	(0:11.84)	(0:11.88)	(0:12.15)	(0:11.56)	(0:11.54)	(0:11.00)	
10	5	CANBERRA LEGEND	7	65.6	0:11.32	1:49.71 [10]	1:34.41 [3]	1:22.63 [4]	1:10.76 [4]	0:58.90 [4]	0:47.22 [4]	0:35.72 [4]	0:35.72 +7
		Jag Guthmann-Chester		600m	600m	(0:15.30)	(0:11.78)	(0:11.87)	(0:11.86)	(0:11.68)	(0:11.50)	(0:11.32)	

Scratched: Perfect Play (#7)

Report Created: Sat 8 November 2025 15:04 GMT+ (Note: Timing is based on position data)

Page 1/15

[ ] Ranking at each section and finish  
-:-:- No data available at this section  
NA No data available

SCN Saddle cloth number  
DNF Did not finish  
DNT Did not track

data processed by  TRIPLES DATA



# Eagle FarmProfessional

## Race 6: KIA ORA STUD BENCHMARK 80 Handicap - 1815m

08 November 2025 - 14:42



BRISBANE  
RACING CLUB

Track Rating: Good 3, Weather: Fine, Rail Position: +3m Entire Course

Section						Overall	1600m	1400m	1200m	1000m	800m	600m	Last 600m	
Field Times						1:48.10 (0:15.08)	1:33.02 (0:11.41)	1:21.61 (0:11.93)	1:09.68 (0:11.93)	0:57.75 (0:11.82)	0:45.93 (0:11.47)	0:34.46 (0:11.20)	0:34.46	
Rank	TAB	Horse/Jockey	Barrier	Top Speed [km/h]	Fastest Section									Distance Travelled [m]
11	2	SPEYCASTER	8	67.5	0:11.15	1:49.85 [11]	1:33.73 [10]	1:21.79 [10]	1:10.08 [10]	0:57.86 [11]	0:46.34 [11]	0:34.78 [11]	0:34.78	+8
		Jasper Franklin		600m	600m	(0:16.12)	(0:11.94)	(0:11.71)	(0:12.22)	(0:11.52)	(0:11.56)	(0:11.15)		

Scratched: Perfect Play (#7)



## Eagle Farm Professional

### Race 6: KIA ORA STUD BENCHMARK 80 Handicap - 1815m

08 November 2025 - 14:42



BRISBANE  
RACING CLUB

Track Rating: Good 3, Weather: Fine, Rail Position: +3m Entire Course

Section		400m		200m		Last 600m			
Field Times		0:23.26 (0:11.38)		0:11.88 (0:11.88)		0:34.46			
Rank	TAB Horse/Jockey	Barrier	Top Speed [km/h]	Fastest Section	Margin		Distance Travelled [m]		
1	8 CAVALRY MAN	2	65.9	0:11.12	0:23.00 [3]	0:11.88 [1]	1:48.10	0:34.17	
	Jace McMurray		400m	400m	(0:11.12)	(0:11.88)			
2	12 SUN WORSHIPPER	6	68.5	0:10.90	0:23.32 [5]	0:12.17 [4]	3.73L	0:34.22	+8
	Mark Du Plessis		600m	600m	(0:11.15)	(0:12.17)			
3	11 MANNERHEIM	1	66.1	0:11.16	0:23.24 [7]	0:12.00 [6]	3.81L	0:34.40	-1
	Damien Thornton		600m	600m	(0:11.24)	(0:12.00)			
4	9 VICTORY FLAME	9	66.0	0:11.17	0:24.18 [1]	0:12.70 [2]	5.47L	0:35.35	+4
	Ben Thompson		600m	600m	(0:11.48)	(0:12.70)			
5	4 WILD CHAP	11	66.2	0:11.21	0:24.36 [2]	0:12.82 [3]	6.53L	0:35.57	+8
	Jai Williams		600m	600m	(0:11.54)	(0:12.82)			
6	10 BECAMO	4	66.6	0:11.11	0:23.56 [8]	0:12.31 [8]	6.54L	0:34.67	-2
	Cejay Graham		600m	600m	(0:11.25)	(0:12.31)			
7	3 NAVAL SEAL	10	66.9	0:10.85	0:23.60 [9]	0:12.42 [7]	6.85L	0:34.45	-3
	Kyle Wilson-Taylor		600m	600m	(0:11.18)	(0:12.42)			
8	6 LUDOVISI	3	66.1	0:11.15	0:23.89 [6]	0:12.61 [5]	7.16L	0:35.04	+3
	Daniel Moor		600m	600m	(0:11.28)	(0:12.61)			
9	1 DIABLO BOLT	5	67.3	0:11.00	0:23.42 [10]	0:12.18 [10]	7.51L	0:34.42	+2
	Corey Sutherland		600m	600m	(0:11.24)	(0:12.18)			
10	5 CANBERRA LEGEND	7	65.6	0:11.32	0:24.40 [4]	0:12.76 [9]	9.51L	0:35.72	+7
	Jag Guthmann-Chester		600m	600m	(0:11.64)	(0:12.76)			

Scratched: Perfect Play (#7)

Report Created: Sat 8 November 2025 15:04 GMT+ (Note: Timing is based on position data)

Page 3/15

[ ] Ranking at each section and finish  
-:-:- No data available at this section  
NA No data available

SCN Saddle cloth number  
DNF Did not finish  
DNT Did not track

data processed by  TRIPLESDATA





# Eagle Farm Professional

## Race 6: KIA ORA STUD BENCHMARK 80 Handicap - 1815m

08 November 2025 - 14:42



BRISBANE  
RACING CLUB

Track Rating: Good 3, Weather: Fine, Rail Position: +3m Entire Course

Section		400m		200m		Last 600m	
Field Times		0:23.26 (0:11.38)		0:11.88 (0:11.88)		0:34.46	
Rank	TAB Horse/Jockey	Barrier	Top Speed [km/h]	Fastest Section	Margin		Distance Travelled [m]
11	2 SPEYCASTER	8	67.5	0:11.15	0:23.63 [11]	0:12.26 [11]	10.3L
	Jasper Franklin		600m	600m	(0:11.37)	(0:12.26)	

Scratched: Perfect Play (#7)



Horse/Jockey Name	Cavalry Man
Final Rank	1
Fastest Section Time (Section)	0:11.12 (400m)
Top Speed [km/h] (Section)	65.9 (400m)
Race State	Finished

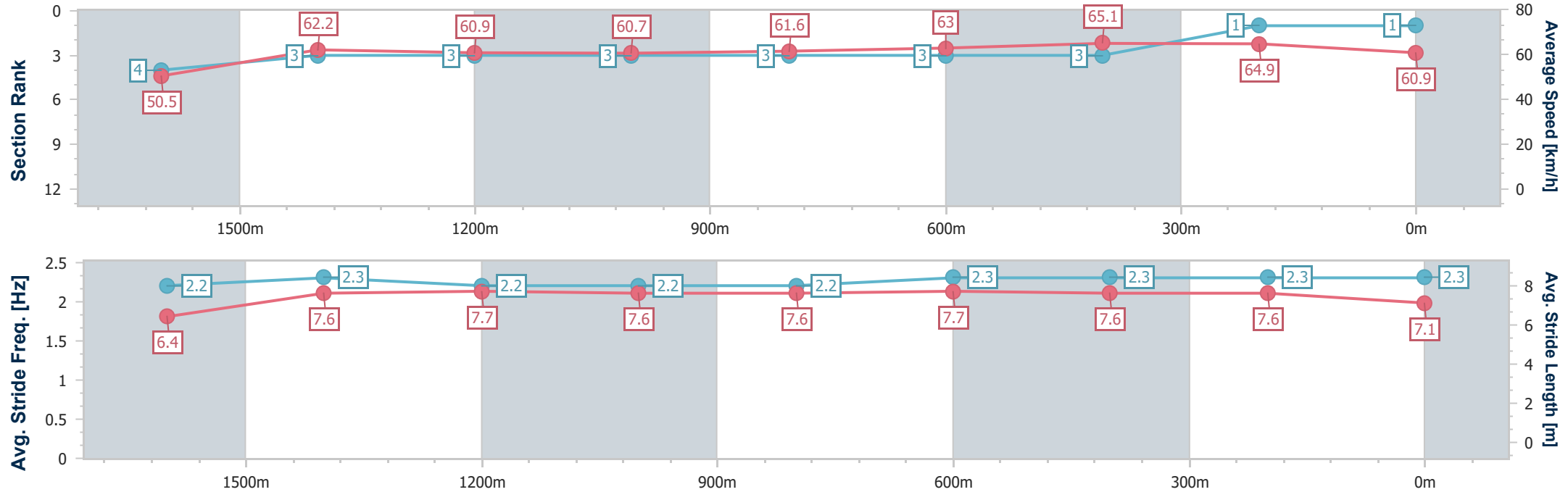


Eagle FarmProfessional  
Race 6: KIA ORA STUD BENCHMARK 80 Handicap - 1815m  
08 November 2025 - 14:42  
Track Rating: Good 3, Weather: Fine, Rail Position: +3m Entire Course



BRISBANE  
RACING CLUB

Section	Overall	1600m	1400m	1200m	1000m	800m	600m	400m	200m				
Section Times	1:48.10 [1] (0:15.39)	1:32.71 [4] (0:11.62)	1:21.09 [3] (0:11.84)	1:09.25 [3] (0:11.86)	0:57.39 [3] (0:11.72)	0:45.67 [3] (0:11.50)	0:34.17 [3] (0:11.17)	0:23.00 [3] (0:11.12)	0:11.88 [1] (0:11.88)				
Average Speed [km/h]	50.5	62.2	60.9	60.7	61.6	63.0	65.1	64.9	60.9				
Top Speed [km/h]	61.1	63.1	63.2	62.3	62.8	64.2	65.7	65.9	63.8				
Avg. Dist. to Rail [m]	3.1	0.3	0.5	1.2	1.0	1.5	2.4	7.7	12.3				
Avg. Stride Freq. [Hz]	2.2	2.3	2.2	2.2	2.2	2.3	2.3	2.3	2.3				
Avg. Stride Length [m]	6.4	7.6	7.7	7.6	7.6	7.7	7.6	7.6	7.1				





Horse/Jockey Name	Sun Worshipper
Final Rank	2
Fastest Section Time (Section)	0:10.90 (600m)
Top Speed [km/h] (Section)	68.5 (600m)
Race State	Finished

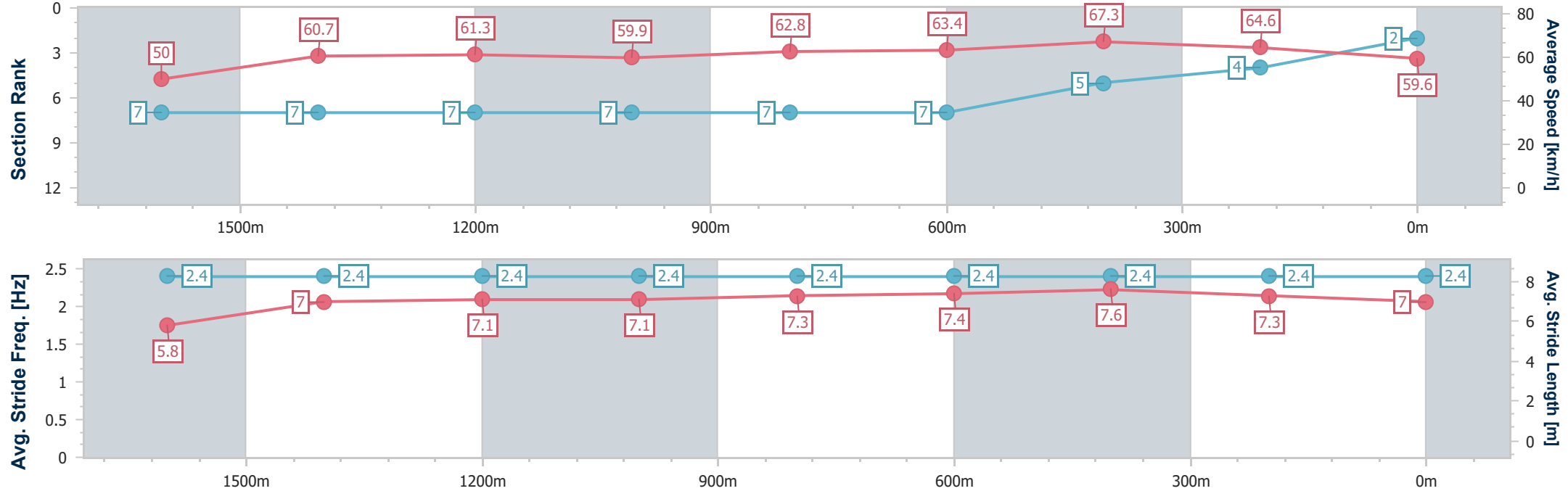


Eagle Farm Professional  
Race 6: KIA ORA STUD BENCHMARK 80 Handicap - 1815m  
08 November 2025 - 14:42  
Track Rating: Good 3, Weather: Fine, Rail Position: +3m Entire Course



BRISBANE  
RACING CLUB

Section	Overall	1600m	1400m	1200m	1000m	800m	600m	400m	200m				
Section Times	1:48.73 [2] (0:15.65)	1:33.08 [7] (0:11.95)	1:21.13 [7] (0:11.74)	1:09.39 [7] (0:12.04)	0:57.35 [7] (0:11.60)	0:45.75 [7] (0:11.53)	0:34.22 [7] (0:10.90)	0:23.32 [5] (0:11.15)	0:12.17 [4] (0:12.17)				
Average Speed [km/h]	50.0	60.7	61.3	59.9	62.8	63.4	67.3	64.6	59.6				
Top Speed [km/h]	60.6	61.8	63.8	61.7	64.1	65.2	68.5	66.9	61.8				
Avg. Dist. to Rail [m]	4.5	2.3	2.5	2.7	2.4	2.9	4.2	7.8	9.5				
Avg. Stride Freq. [Hz]	2.4	2.4	2.4	2.4	2.4	2.4	2.4	2.4	2.4				
Avg. Stride Length [m]	5.8	7.0	7.1	7.1	7.3	7.4	7.6	7.3	7.0				



[ ] Ranking at each section and finish  
-.-.- No data available at this section  
NA No data available



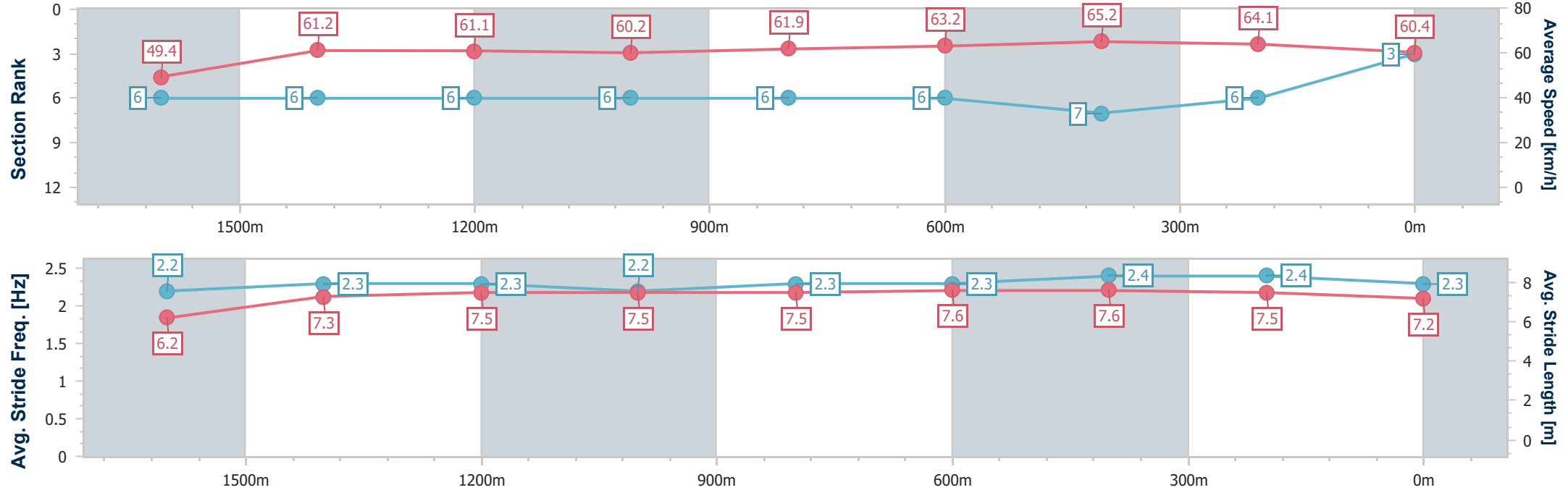
Horse/Jockey Name	Mannerheim
Final Rank	3
Fastest Section Time (Section)	0:11.16 (600m)
Top Speed [km/h] (Section)	66.1 (600m)
Race State	Finished



Eagle FarmProfessional  
Race 6: KIA ORA STUD BENCHMARK 80 Handicap - 1815m  
08 November 2025 - 14:42  
Track Rating: Good 3, Weather: Fine, Rail Position: +3m Entire Course



Section	Overall	1600m	1400m	1200m	1000m	800m	600m	400m	200m				
Section Times	1:48.74 [3] (0:15.61)	1:33.13 [6] (0:11.86)	1:21.27 [6] (0:11.78)	1:09.49 [6] (0:11.99)	0:57.50 [6] (0:11.65)	0:45.85 [6] (0:11.45)	0:34.40 [6] (0:11.16)	0:23.24 [7] (0:11.24)	0:12.00 [6] (0:12.00)				
Average Speed [km/h]	49.4	61.2	61.1	60.2	61.9	63.2	65.2	64.1	60.4				
Top Speed [km/h]	61.1	62.3	63.1	61.4	63.3	64.9	66.1	65.4	62.8				
Avg. Dist. to Rail [m]	2.6	1.5	1.3	1.6	0.9	0.5	1.9	4.6	5.4				
Avg. Stride Freq. [Hz]	2.2	2.3	2.3	2.2	2.3	2.3	2.4	2.4	2.3				
Avg. Stride Length [m]	6.2	7.3	7.5	7.5	7.5	7.6	7.6	7.5	7.2				



[ ] Ranking at each section and finish  
-.-.- No data available at this section  
NA No data available



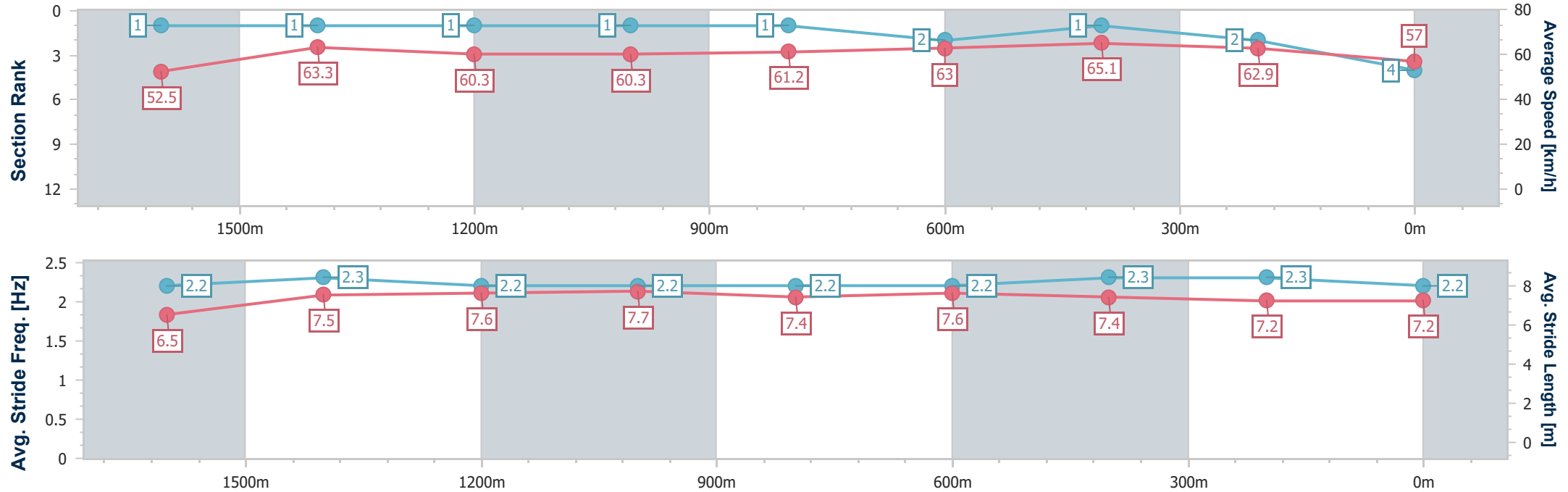
Horse/Jockey Name	Victory Flame
Final Rank	4
Fastest Section Time (Section)	0:11.17 (600m)
Top Speed [km/h] (Section)	66.0 (600m)
Race State	Finished



Eagle FarmProfessional  
Race 6: KIA ORA STUD BENCHMARK 80 Handicap - 1815m  
08 November 2025 - 14:42  
Track Rating: Good 3, Weather: Fine, Rail Position: +3m Entire Course



Section	Overall	1600m	1400m	1200m	1000m	800m	600m	400m	200m				
Section Times	1:49.02 [4] (0:15.08)	1:33.94 [1] (0:11.41)	1:22.53 [1] (0:11.93)	1:10.60 [1] (0:11.93)	0:58.67 [1] (0:11.82)	0:46.85 [1] (0:11.50)	0:35.35 [2] (0:11.17)	0:24.18 [1] (0:11.48)	0:12.70 [2] (0:12.70)				
Average Speed [km/h]	52.5	63.3	60.3	60.3	61.2	63.0	65.1	62.9	57.0				
Top Speed [km/h]	63.1	64.2	62.5	61.3	62.2	64.5	66.0	64.6	60.3				
Avg. Dist. to Rail [m]	7.6	1.0	0.3	0.6	0.9	1.2	2.1	5.4	8.2				
Avg. Stride Freq. [Hz]	2.2	2.3	2.2	2.2	2.2	2.2	2.3	2.3	2.2				
Avg. Stride Length [m]	6.5	7.5	7.6	7.7	7.4	7.6	7.4	7.2	7.2				



[ ] Ranking at each section and finish  
- - - - - No data available at this section  
NA No data available



Horse/Jockey Name	Wild Chap
Final Rank	5
Fastest Section Time (Section)	0:11.21 (600m)
Top Speed [km/h] (Section)	66.2 (600m)
Race State	Finished

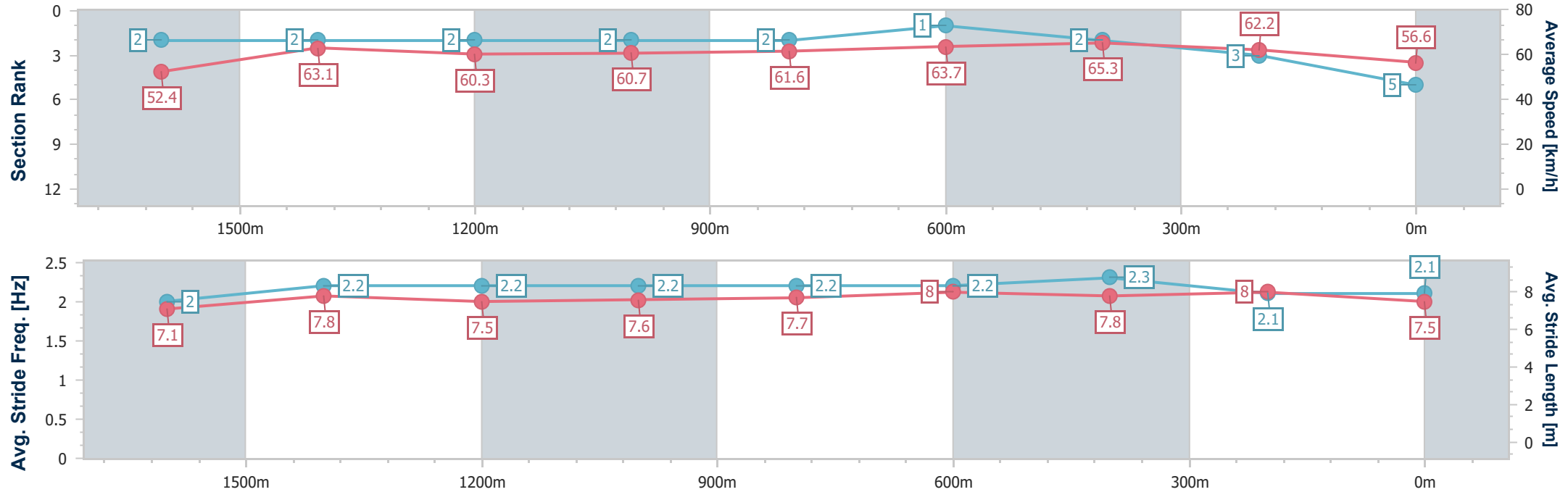


Eagle FarmProfessional  
Race 6: KIA ORA STUD BENCHMARK 80 Handicap - 1815m  
08 November 2025 - 14:42  
Track Rating: Good 3, Weather: Fine, Rail Position: +3m Entire Course



BRISBANE  
RACING CLUB

Section	Overall	1600m	1400m	1200m	1000m	800m	600m	400m	200m				
Section Times	1:49.21 [5] (0:15.16)	1:34.05 [2] (0:11.52)	1:22.53 [2] (0:11.95)	1:10.58 [2] (0:11.86)	0:58.72 [2] (0:11.76)	0:46.96 [2] (0:11.39)	0:35.57 [1] (0:11.21)	0:24.36 [2] (0:11.54)	0:12.82 [3] (0:12.82)				
Average Speed [km/h]	52.4	63.1	60.3	60.7	61.6	63.7	65.3	62.2	56.6				
Top Speed [km/h]	64.7	64.9	62.9	61.5	62.4	65.1	66.2	64.5	59.7				
Avg. Dist. to Rail [m]	9.0	2.8	1.9	1.7	1.0	1.3	3.4	6.9	9.4				
Avg. Stride Freq. [Hz]	2.0	2.2	2.2	2.2	2.2	2.2	2.3	2.1	2.1				
Avg. Stride Length [m]	7.1	7.8	7.5	7.6	7.7	8.0	7.8	8.0	7.5				





Horse/Jockey Name	Becamo
Final Rank	6
Fastest Section Time (Section)	0:11.11 (600m)
Top Speed [km/h] (Section)	66.6 (600m)
Race State	Finished

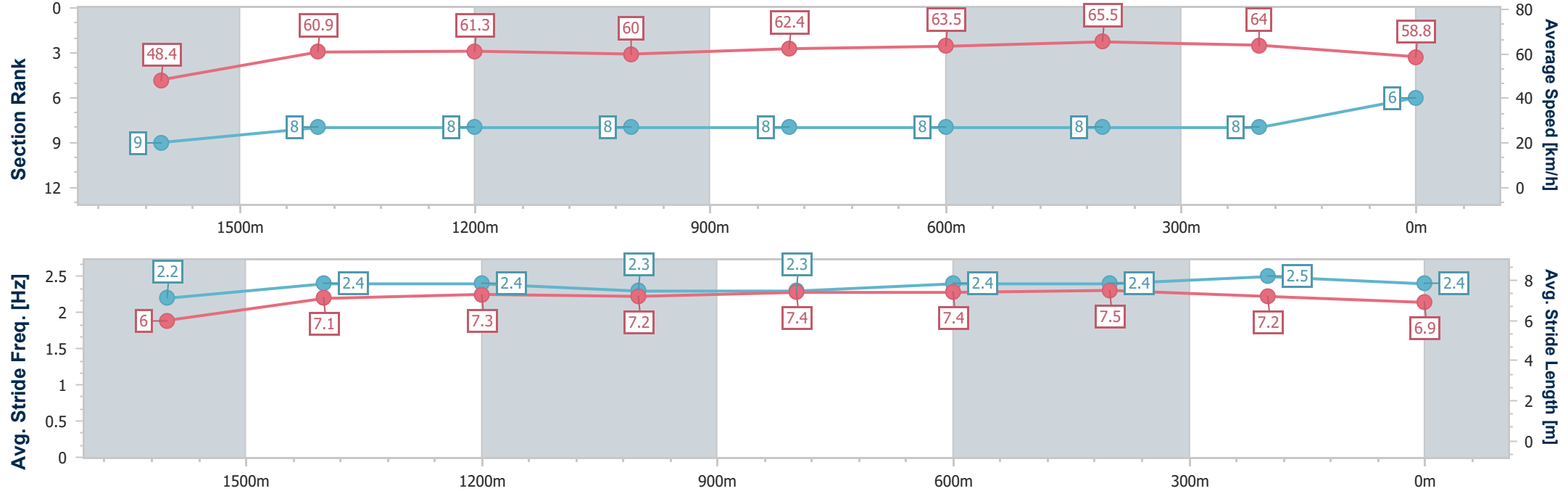


Eagle FarmProfessional  
Race 6: KIA ORA STUD BENCHMARK 80 Handicap - 1815m  
08 November 2025 - 14:42  
Track Rating: Good 3, Weather: Fine, Rail Position: +3m Entire Course



BRISBANE  
RACING CLUB

Section	Overall	1600m	1400m	1200m	1000m	800m	600m	400m	200m				
Section Times	1:49.21 [6] (0:16.03)	1:33.18 [9] (0:11.78)	1:21.40 [8] (0:11.73)	1:09.67 [8] (0:12.00)	0:57.67 [8] (0:11.57)	0:46.10 [8] (0:11.43)	0:34.67 [8] (0:11.11)	0:23.56 [8] (0:11.25)	0:12.31 [8] (0:12.31)				
Average Speed [km/h]	48.4	60.9	61.3	60.0	62.4	63.5	65.5	64.0	58.8				
Top Speed [km/h]	59.9	64.1	64.3	61.6	64.0	65.7	66.6	66.3	63.0				
Avg. Dist. to Rail [m]	3.1	0.5	0.3	0.5	0.6	1.1	2.0	2.7	3.5				
Avg. Stride Freq. [Hz]	2.2	2.4	2.4	2.3	2.3	2.4	2.4	2.5	2.4				
Avg. Stride Length [m]	6.0	7.1	7.3	7.2	7.4	7.4	7.5	7.2	6.9				



[ ] Ranking at each section and finish  
-.-.- No data available at this section  
NA No data available



Horse/Jockey Name	Naval Seal
Final Rank	7
Fastest Section Time (Section)	0:10.85 (600m)
Top Speed [km/h] (Section)	66.9 (600m)
Race State	Finished

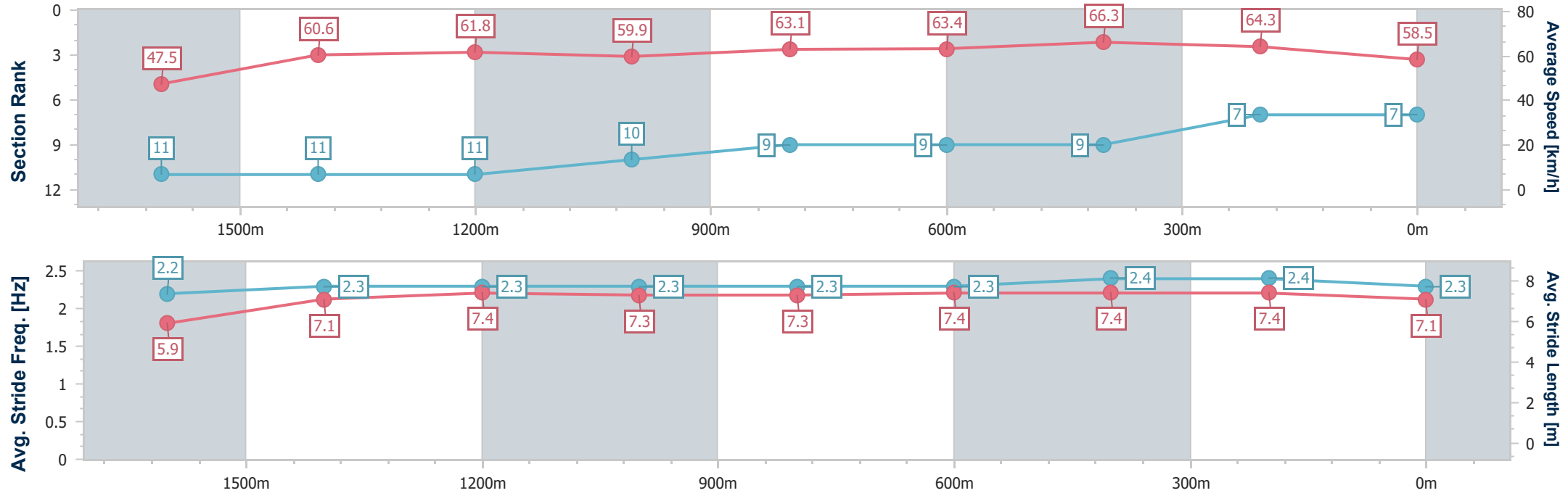


Eagle FarmProfessional  
Race 6: KIA ORA STUD BENCHMARK 80 Handicap - 1815m  
08 November 2025 - 14:42  
Track Rating: Good 3, Weather: Fine, Rail Position: +3m Entire Course



BRISBANE  
RACING CLUB

Section	Overall	1600m	1400m	1200m	1000m	800m	600m	400m	200m				
Section Times	1:49.26 [7] (0:16.29)	1:32.97 [11] (0:11.90)	1:21.07 [11] (0:11.67)	1:09.40 [11] (0:12.08)	0:57.32 [10] (0:11.46)	0:45.86 [9] (0:11.41)	0:34.45 [9] (0:10.85)	0:23.60 [9] (0:11.18)	0:12.42 [7] (0:12.42)				
Average Speed [km/h]	47.5	60.6	61.8	59.9	63.1	63.4	66.3	64.3	58.5				
Top Speed [km/h]	58.8	62.4	62.5	61.6	64.1	65.8	66.9	66.2	61.8				
Avg. Dist. to Rail [m]	4.6	1.1	1.3	1.9	1.3	0.6	0.4	2.3	3.4				
Avg. Stride Freq. [Hz]	2.2	2.3	2.3	2.3	2.3	2.3	2.4	2.4	2.3				
Avg. Stride Length [m]	5.9	7.1	7.4	7.3	7.3	7.4	7.4	7.4	7.1				



[ ] Ranking at each section and finish  
-.-.- No data available at this section  
NA No data available





Horse/Jockey Name	Ludovisi
Final Rank	8
Fastest Section Time (Section)	0:11.15 (600m)
Top Speed [km/h] (Section)	66.1 (600m)
Race State	Finished

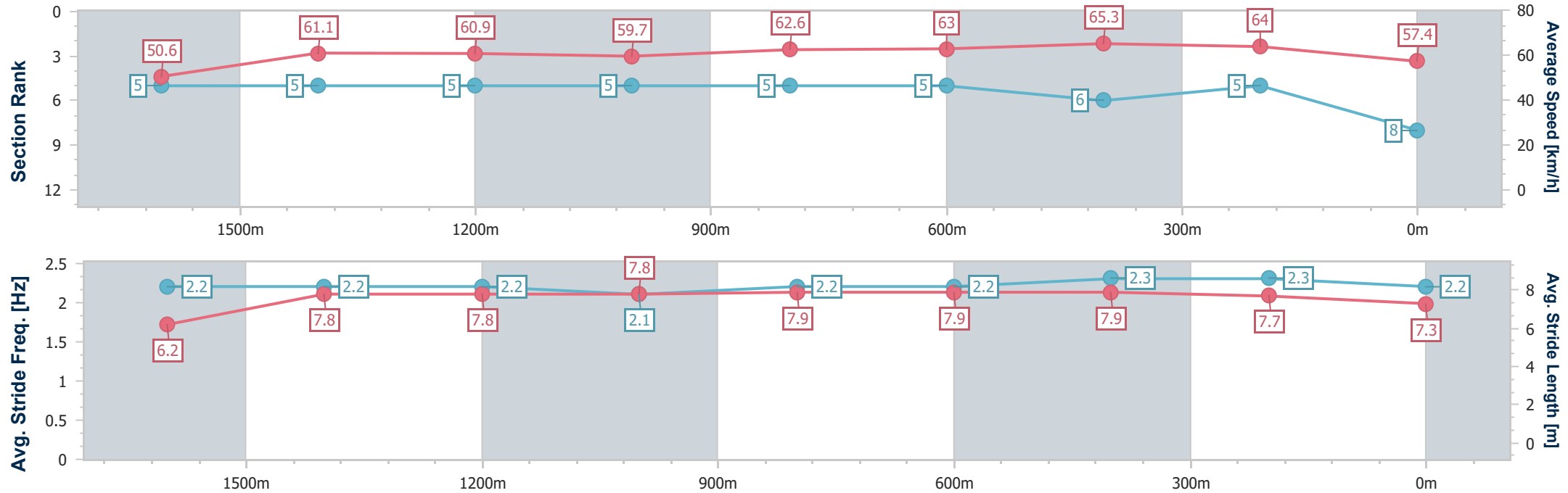


Eagle FarmProfessional  
Race 6: KIA ORA STUD BENCHMARK 80 Handicap - 1815m  
08 November 2025 - 14:42  
Track Rating: Good 3, Weather: Fine, Rail Position: +3m Entire Course



BRISBANE  
RACING CLUB

Section	Overall	1600m	1400m	1200m	1000m	800m	600m	400m	200m				
Section Times	1:49.31 [8] (0:15.41)	1:33.90 [5] (0:11.92)	1:21.98 [5] (0:11.82)	1:10.16 [5] (0:12.04)	0:58.12 [5] (0:11.63)	0:46.49 [5] (0:11.45)	0:35.04 [5] (0:11.15)	0:23.89 [6] (0:11.28)	0:12.61 [5] (0:12.61)				
Average Speed [km/h]	50.6	61.1	60.9	59.7	62.6	63.0	65.3	64.0	57.4				
Top Speed [km/h]	60.2	61.8	62.4	61.0	63.6	64.5	66.1	65.5	60.8				
Avg. Dist. to Rail [m]	3.8	2.1	2.2	2.5	1.6	1.1	2.0	6.4	7.8				
Avg. Stride Freq. [Hz]	2.2	2.2	2.2	2.1	2.2	2.2	2.3	2.3	2.2				
Avg. Stride Length [m]	6.2	7.8	7.8	7.8	7.9	7.9	7.9	7.7	7.3				



[ ] Ranking at each section and finish  
-.-.- No data available at this section  
NA No data available



Horse/Jockey Name	Diablo Bolt
Final Rank	9
Fastest Section Time (Section)	0:11.00 (600m)
Top Speed [km/h] (Section)	67.3 (600m)
Race State	Finished

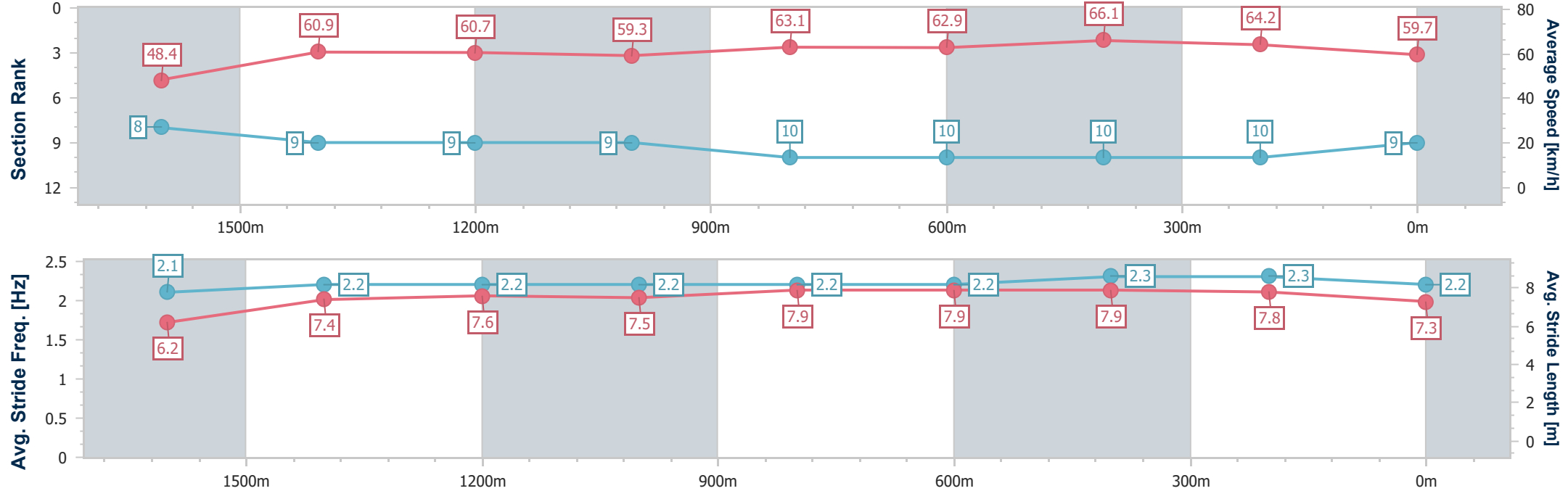


Eagle FarmProfessional  
Race 6: KIA ORA STUD BENCHMARK 80 Handicap - 1815m  
08 November 2025 - 14:42  
Track Rating: Good 3, Weather: Fine, Rail Position: +3m Entire Course



BRISBANE  
RACING CLUB

Section	Overall	1600m	1400m	1200m	1000m	800m	600m	400m	200m				
Section Times	1:49.37 [9] (0:15.98)	1:33.39 [8] (0:11.84)	1:21.55 [9] (0:11.88)	1:09.67 [9] (0:12.15)	0:57.52 [9] (0:11.56)	0:45.96 [10] (0:11.54)	0:34.42 [10] (0:11.00)	0:23.42 [10] (0:11.24)	0:12.18 [10] (0:12.18)				
Average Speed [km/h]	48.4	60.9	60.7	59.3	63.1	62.9	66.1	64.2	59.7				
Top Speed [km/h]	60.4	62.8	62.4	61.9	63.8	65.5	67.3	65.5	63.2				
Avg. Dist. to Rail [m]	3.3	1.0	2.4	2.8	2.3	1.8	2.7	6.3	10.5				
Avg. Stride Freq. [Hz]	2.1	2.2	2.2	2.2	2.2	2.2	2.3	2.3	2.2				
Avg. Stride Length [m]	6.2	7.4	7.6	7.5	7.9	7.9	7.9	7.8	7.3				



[ ] Ranking at each section and finish  
-.-.- No data available at this section  
NA No data available



Horse/Jockey Name	Canberra Legend
Final Rank	10
Fastest Section Time (Section)	0:11.32 (600m)
Top Speed [km/h] (Section)	65.6 (600m)
Race State	Finished

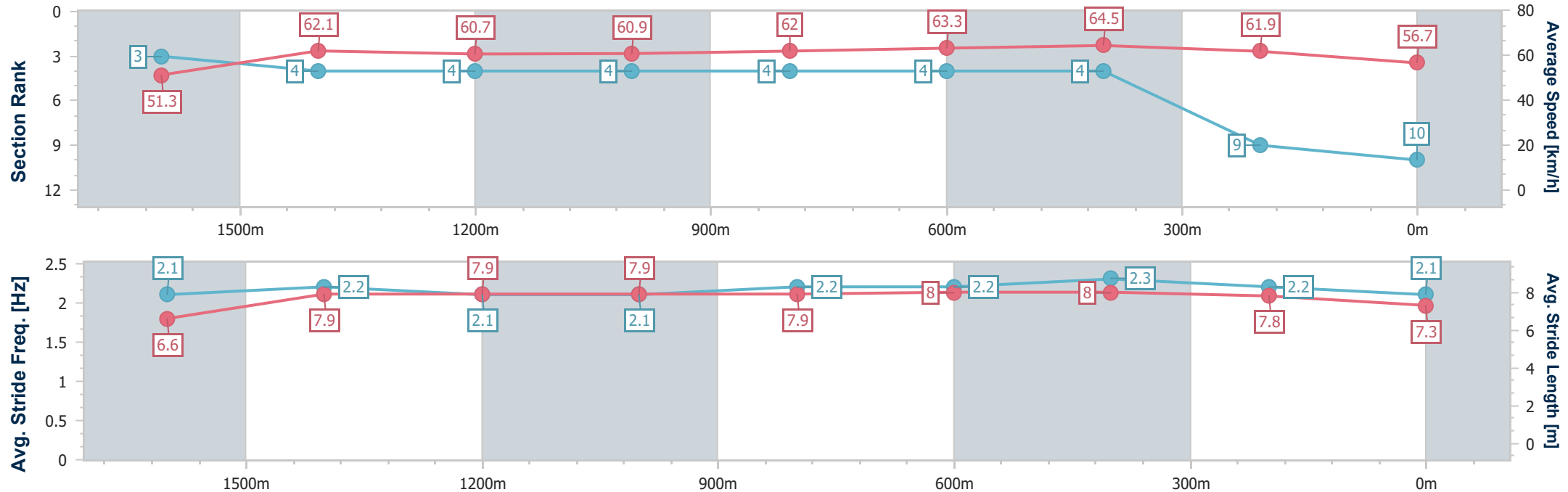


Eagle FarmProfessional  
Race 6: KIA ORA STUD BENCHMARK 80 Handicap - 1815m  
08 November 2025 - 14:42  
Track Rating: Good 3, Weather: Fine, Rail Position: +3m Entire Course



BRISBANE  
RACING CLUB

Section	Overall	1600m	1400m	1200m	1000m	800m	600m	400m	200m				
Section Times	1:49.71 [10] (0:15.30)	1:34.41 [3] (0:11.78)	1:22.63 [4] (0:11.87)	1:10.76 [4] (0:11.86)	0:58.90 [4] (0:11.68)	0:47.22 [4] (0:11.50)	0:35.72 [4] (0:11.32)	0:24.40 [4] (0:11.64)	0:12.76 [9] (0:12.76)				
Average Speed [km/h]	51.3	62.1	60.7	60.9	62.0	63.3	64.5	61.9	56.7				
Top Speed [km/h]	62.8	62.4	62.9	62.3	63.0	64.9	65.6	63.7	60.4				
Avg. Dist. to Rail [m]	6.5	3.2	2.8	2.3	1.6	1.9	3.4	6.0	5.6				
Avg. Stride Freq. [Hz]	2.1	2.2	2.1	2.1	2.2	2.2	2.3	2.2	2.1				
Avg. Stride Length [m]	6.6	7.9	7.9	7.9	7.9	8.0	8.0	7.8	7.3				





Horse/Jockey Name	Speycaster
Final Rank	11
Fastest Section Time (Section)	0:11.15 (600m)
Top Speed [km/h] (Section)	67.5 (600m)
Race State	Finished

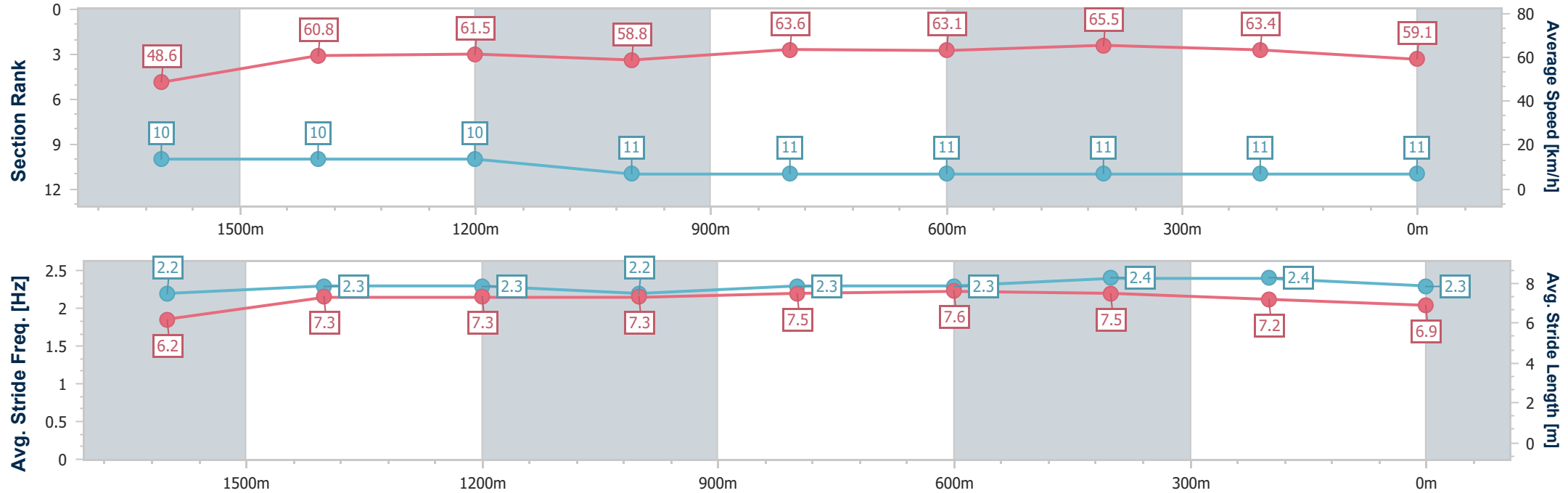


Eagle FarmProfessional  
Race 6: KIA ORA STUD BENCHMARK 80 Handicap - 1815m  
08 November 2025 - 14:42  
Track Rating: Good 3, Weather: Fine, Rail Position: +3m Entire Course



BRISBANE  
RACING CLUB

Section	Overall	1600m	1400m	1200m	1000m	800m	600m	400m	200m				
Section Times	1:49.85 [11] (0:16.12)	1:33.73 [10] (0:11.94)	1:21.79 [10] (0:11.71)	1:10.08 [10] (0:12.22)	0:57.86 [11] (0:11.52)	0:46.34 [11] (0:11.56)	0:34.78 [11] (0:11.15)	0:23.63 [11] (0:11.37)	0:12.26 [11] (0:12.26)				
Average Speed [km/h]	48.6	60.8	61.5	58.8	63.6	63.1	65.5	63.4	59.1				
Top Speed [km/h]	60.0	61.8	63.2	60.7	64.4	64.7	67.5	64.3	62.7				
Avg. Dist. to Rail [m]	5.6	2.1	0.9	1.5	2.8	3.3	2.8	4.3	3.2				
Avg. Stride Freq. [Hz]	2.2	2.3	2.3	2.2	2.3	2.3	2.4	2.4	2.3				
Avg. Stride Length [m]	6.2	7.3	7.3	7.3	7.5	7.6	7.5	7.2	6.9				





# Eagle Farm Professional

## Race 7: RTE CUSTOM TRUCKS QTIS Three-Year-Old Handicap - 1200m

08 November 2025 - 15:23



BRISBANE  
RACING CLUB

Track Rating: Firm 2, Weather: Fine, Rail Position: +3m Entire Course

Section		Overall				1000m	800m	600m	400m	200m	Last 600m		
Field Times		1:08.25				0:54.96	0:44.16	0:33.29	0:22.29	0:11.45	0:33.29		
		(0:13.29)				(0:10.80)	(0:10.87)	(0:11.00)	(0:10.84)	(0:11.45)			
Rank	TAB Horse/Jockey	Barrier	Top Speed [km/h]	Fastest Section								Margin	Distance Travelled [m]
1	1 <b>GRAFTERBURNERS</b>	3	69.3	0:10.73	1:08.25 [1]	0:54.96 [1]	0:44.15 [2]	0:33.13 [3]	0:22.18 [2]	0:11.45 [1]	1:08.25	0:33.13	
	Corey Sutherland		Overall	400m	(0:13.29)	(0:10.81)	(0:11.02)	(0:10.95)	(0:10.73)	(0:11.45)			
2	3 <b>ROYAL MOVER</b>	2	69.9	0:10.66	1:08.74 [2]	0:55.20 [4]	0:44.37 [4]	0:33.39 [4]	0:22.42 [4]	0:11.76 [2]	2.89L	0:33.39	+7
	Andrew Mallyon		1000m	400m	(0:13.54)	(0:10.83)	(0:10.98)	(0:10.97)	(0:10.66)	(0:11.76)			
3	6 <b>ANOTHER CASHIE</b>	6	68.4	0:10.76	1:08.94 [3]	0:55.04 [5]	0:44.28 [5]	0:33.38 [5]	0:22.46 [5]	0:11.65 [5]	4.05L	0:33.38	+2
	Damien Thornton		1000m	1000m	(0:13.90)	(0:10.76)	(0:10.90)	(0:10.92)	(0:10.81)	(0:11.65)			
4	8 <b>LITTLE FELLA</b>	1	68.7	0:10.72	1:08.94 [4]	0:55.43 [3]	0:44.71 [3]	0:33.84 [2]	0:22.80 [3]	0:11.83 [3]	4.07L	0:33.84	+0
	Angela Jones		800m	1000m	(0:13.51)	(0:10.72)	(0:10.87)	(0:11.04)	(0:10.97)	(0:11.83)			
5	4 <b>CHAMPAGNE LANE</b>	7	68.8	0:10.74	1:09.09 [5]	0:55.07 [6]	0:44.33 [6]	0:33.40 [7]	0:22.43 [7]	0:11.65 [6]	4.93L	0:33.40	+6
	Daniel Moor		1000m	1000m	(0:14.02)	(0:10.74)	(0:10.93)	(0:10.97)	(0:10.78)	(0:11.65)			
6	7 <b>HI BARBIE</b>	5	68.3	0:10.75	1:09.29 [6]	0:55.20 [7]	0:44.45 [7]	0:33.67 [6]	0:22.79 [6]	0:11.83 [7]	6.13L	0:33.67	-1
	Ben Thompson		1000m	1000m	(0:14.09)	(0:10.75)	(0:10.78)	(0:10.88)	(0:10.96)	(0:11.83)			
7	10 <b>AVE CANTARE</b>	4	69.0	0:10.79	1:09.34 [7]	0:56.04 [2]	0:45.25 [1]	0:34.38 [1]	0:23.38 [1]	0:12.22 [4]	6.41L	0:34.38	+0
	Ron Stewart		Overall	1000m	(0:13.30)	(0:10.79)	(0:10.87)	(0:11.00)	(0:11.16)	(0:12.22)			

Scratched: Sweet Pretender (#9), Cheeky's Time (#5), Certified Copy (#2)



Horse/Jockey Name	Grafterburners
Final Rank	1
Fastest Section Time (Section)	0:10.73 (400m)
Top Speed [km/h] (Section)	69.3 (Overall)
Race State	Finished

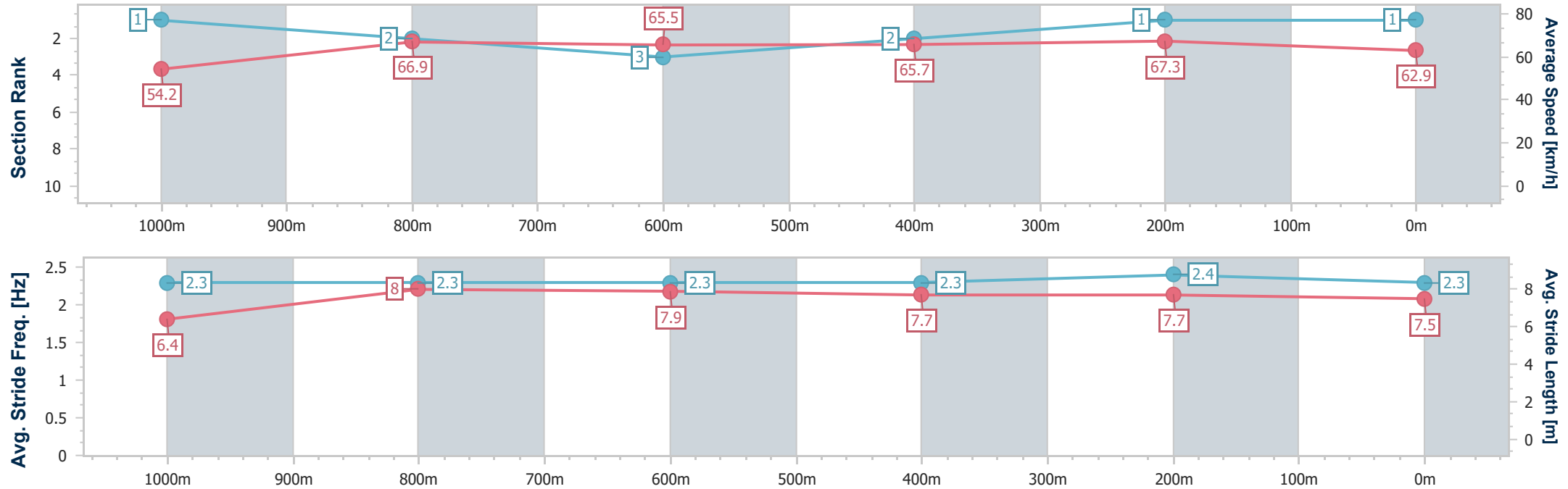


Eagle FarmProfessional  
Race 7: RTE CUSTOM TRUCKS QTIS Three-Year-Old Handicap  
- 1200m  
08 November 2025 - 15:23  
Track Rating: Firm 2, Weather: Fine, Rail Position: +3m Entire  
Course



BRISBANE  
RACING CLUB

Section	Overall	1000m	800m	600m	400m	200m								
Section Times	1:08.25 [1] (0:13.29)	0:54.96 [1] (0:10.81)	0:44.15 [2] (0:11.02)	0:33.13 [3] (0:10.95)	0:22.18 [2] (0:10.73)	0:11.45 [1] (0:11.45)								
Average Speed [km/h]	54.2	66.9	65.5	65.7	67.3	62.9								
Top Speed [km/h]	69.3	68.5	67.8	66.4	68.3	67.5								
Avg. Dist. to Rail [m]	2.2	1.0	1.1	0.5	2.6	3.4								
Avg. Stride Freq. [Hz]	2.3	2.3	2.3	2.3	2.4	2.3								
Avg. Stride Length [m]	6.4	8.0	7.9	7.7	7.7	7.5								





Horse/Jockey Name	Royal Mover
Final Rank	2
Fastest Section Time (Section)	0:10.66 (400m)
Top Speed [km/h] (Section)	69.9 (1000m)
Race State	Finished

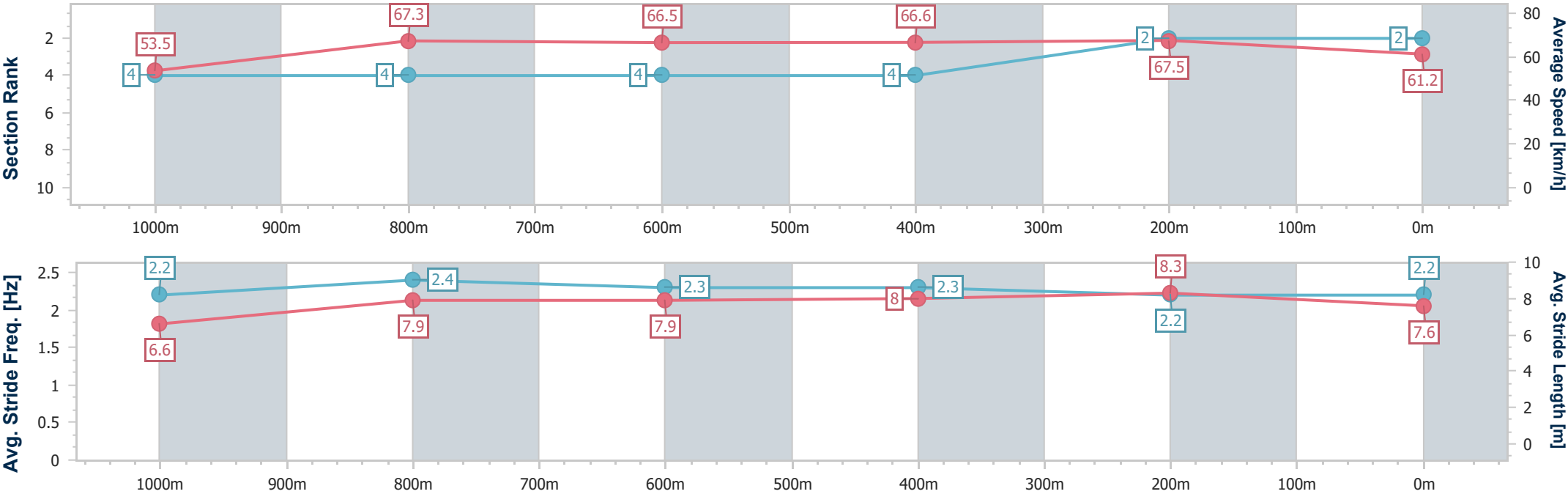


Eagle FarmProfessional  
Race 7: RTE CUSTOM TRUCKS QTIS Three-Year-Old Handicap  
- 1200m  
08 November 2025 - 15:23  
Track Rating: Firm 2, Weather: Fine, Rail Position: +3m Entire  
Course



BRISBANE  
RACING CLUB

Section	Overall	1000m	800m	600m	400m	200m								
Section Times	1:08.74 [2] (0:13.54)	0:55.20 [4] (0:10.83)	0:44.37 [4] (0:10.98)	0:33.39 [4] (0:10.97)	0:22.42 [4] (0:10.66)	0:11.76 [2] (0:11.76)								
Average Speed [km/h]	53.5	67.3	66.5	66.6	67.5	61.2								
Top Speed [km/h]	69.9	69.9	68.2	68.6	68.9	65.5								
Avg. Dist. to Rail [m]	1.5	3.2	3.0	2.5	5.7	5.5								
Avg. Stride Freq. [Hz]	2.2	2.4	2.3	2.3	2.2	2.2								
Avg. Stride Length [m]	6.6	7.9	7.9	8.0	8.3	7.6								





Horse/Jockey Name	Another Cashie
Final Rank	3
Fastest Section Time (Section)	0:10.76 (1000m)
Top Speed [km/h] (Section)	68.4 (1000m)
Race State	Finished

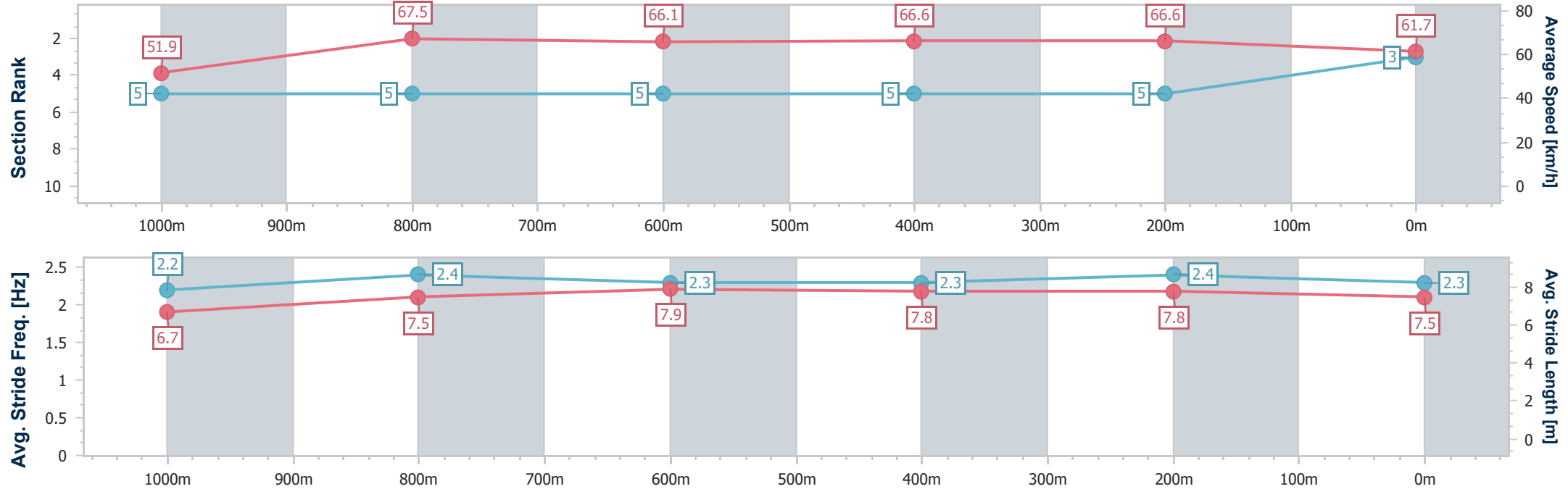


Eagle FarmProfessional  
Race 7: RTE CUSTOM TRUCKS QTIS Three-Year-Old Handicap  
- 1200m  
08 November 2025 - 15:23  
Track Rating: Firm 2, Weather: Fine, Rail Position: +3m Entire  
Course



BRISBANE  
RACING CLUB

Section	Overall	1000m	800m	600m	400m	200m							
Section Times	1:08.94 [3] (0:13.90)	0:55.04 [5] (0:10.76)	0:44.28 [5] (0:10.90)	0:33.38 [5] (0:10.92)	0:22.46 [5] (0:10.81)	0:11.65 [5] (0:11.65)							
Average Speed [km/h]	51.9	67.5	66.1	66.6	66.6	61.7							
Top Speed [km/h]	67.3	68.4	67.2	67.6	68.0	64.9							
Avg. Dist. to Rail [m]	4.9	1.5	0.7	1.7	8.0	9.4							
Avg. Stride Freq. [Hz]	2.2	2.4	2.3	2.3	2.4	2.3							
Avg. Stride Length [m]	6.7	7.5	7.9	7.8	7.8	7.5							



[ ] Ranking at each section and finish  
- - - - - No data available at this section  
NA No data available





Horse/Jockey Name	Little Fella
Final Rank	4
Fastest Section Time (Section)	0:10.72 (1000m)
Top Speed [km/h] (Section)	68.7 (800m)
Race State	Finished

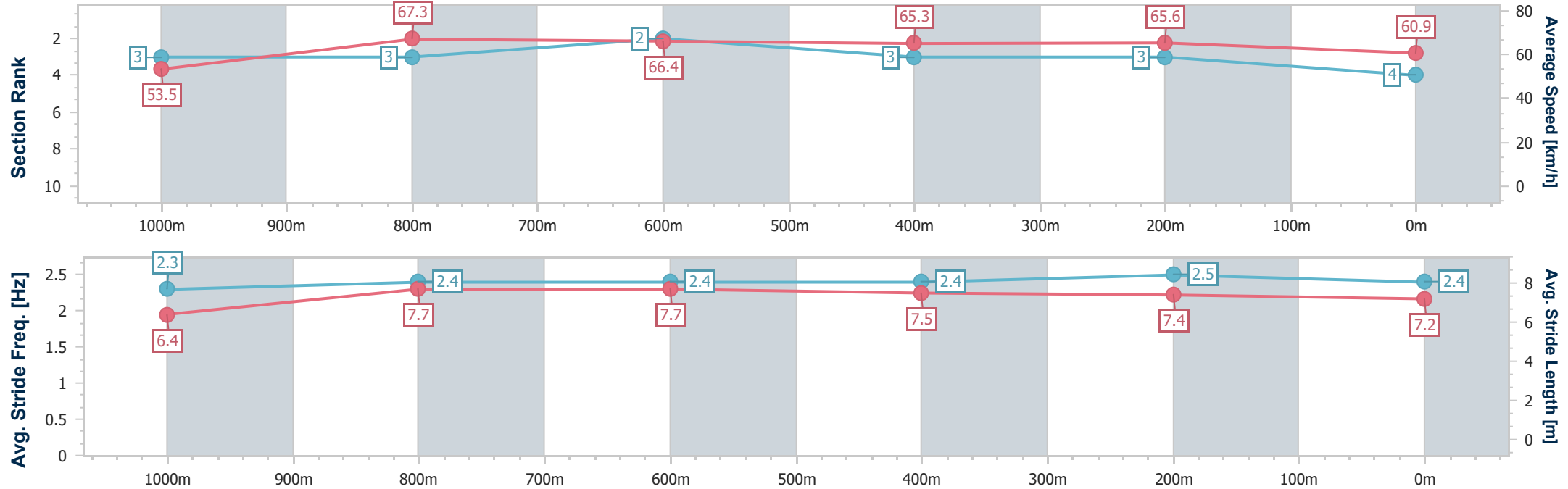


Eagle FarmProfessional  
Race 7: RTE CUSTOM TRUCKS QTIS Three-Year-Old Handicap  
- 1200m  
08 November 2025 - 15:23  
Track Rating: Firm 2, Weather: Fine, Rail Position: +3m Entire  
Course



BRISBANE  
RACING CLUB

Section	Overall	1000m	800m	600m	400m	200m							
Section Times	1:08.94 [4] (0:13.51)	0:55.43 [3] (0:10.72)	0:44.71 [3] (0:10.87)	0:33.84 [2] (0:11.04)	0:22.80 [3] (0:10.97)	0:11.83 [3] (0:11.83)							
Average Speed [km/h]	53.5	67.3	66.4	65.3	65.6	60.9							
Top Speed [km/h]	67.2	68.2	68.7	66.5	67.4	64.4							
Avg. Dist. to Rail [m]	1.4	1.0	0.1	0.6	2.4	4.0							
Avg. Stride Freq. [Hz]	2.3	2.4	2.4	2.4	2.5	2.4							
Avg. Stride Length [m]	6.4	7.7	7.7	7.5	7.4	7.2							

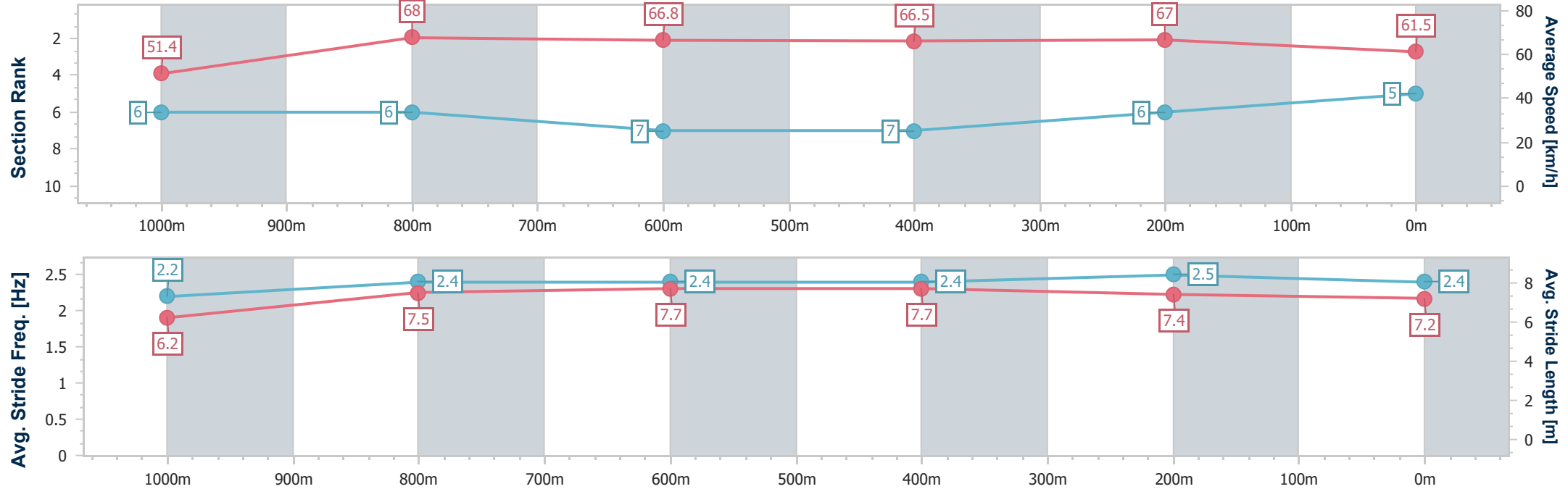




Horse/Jockey Name	Champagne Lane
Final Rank	5
Fastest Section Time (Section)	0:10.74 (1000m)
Top Speed [km/h] (Section)	68.8 (1000m)
Race State	Finished



Section	Overall	1000m	800m	600m	400m	200m							
Section Times	1:09.09 [5] (0:14.02)	0:55.07 [6] (0:10.74)	0:44.33 [6] (0:10.93)	0:33.40 [7] (0:10.97)	0:22.43 [7] (0:10.78)	0:11.65 [6] (0:11.65)							
Average Speed [km/h]	51.4	68.0	66.8	66.5	67.0	61.5							
Top Speed [km/h]	67.2	68.8	67.7	67.4	67.9	65.6							
Avg. Dist. to Rail [m]	5.3	2.5	2.7	2.9	8.3	11.3							
Avg. Stride Freq. [Hz]	2.2	2.4	2.4	2.4	2.5	2.4							
Avg. Stride Length [m]	6.2	7.5	7.7	7.7	7.4	7.2							





Horse/Jockey Name	Hi Barbie
Final Rank	6
Fastest Section Time (Section)	0:10.75 (1000m)
Top Speed [km/h] (Section)	68.3 (1000m)
Race State	Finished

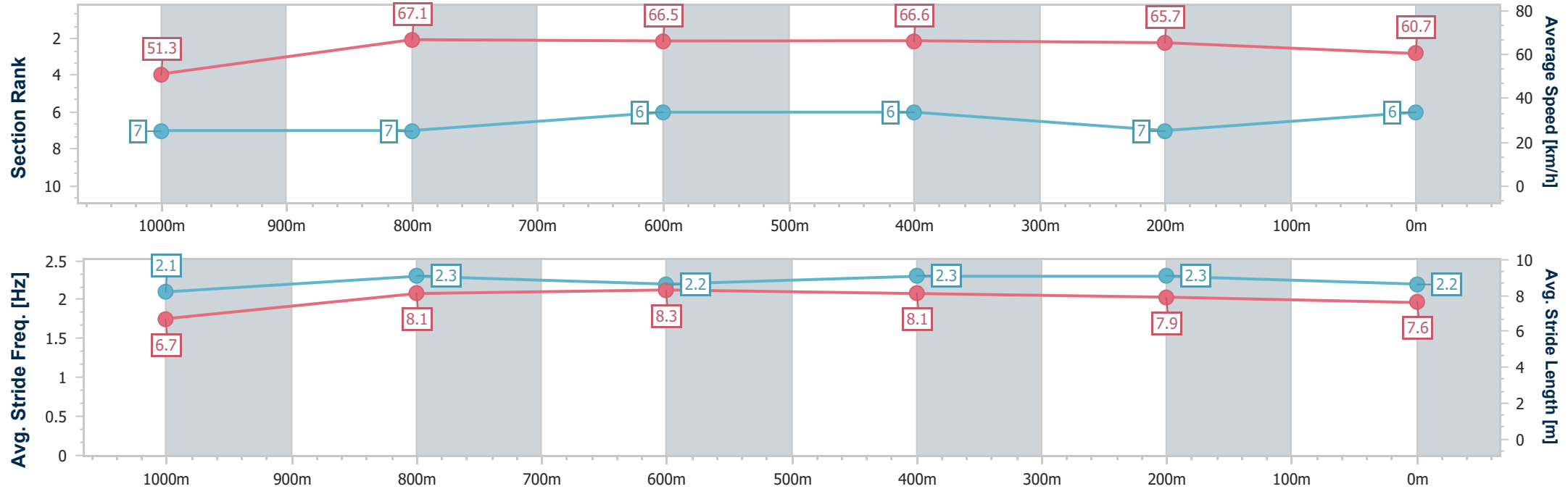


Eagle FarmProfessional  
Race 7: RTE CUSTOM TRUCKS QTIS Three-Year-Old Handicap  
- 1200m  
08 November 2025 - 15:23  
Track Rating: Firm 2, Weather: Fine, Rail Position: +3m Entire  
Course



BRISBANE  
RACING CLUB

Section	Overall	1000m	800m	600m	400m	200m							
Section Times	1:09.29 [6] (0:14.09)	0:55.20 [7] (0:10.75)	0:44.45 [7] (0:10.78)	0:33.67 [6] (0:10.88)	0:22.79 [6] (0:10.96)	0:11.83 [7] (0:11.83)							
Average Speed [km/h]	51.3	67.1	66.5	66.6	65.7	60.7							
Top Speed [km/h]	67.8	68.3	67.4	67.4	66.8	63.7							
Avg. Dist. to Rail [m]	3.6	0.7	0.2	0.9	5.4	7.1							
Avg. Stride Freq. [Hz]	2.1	2.3	2.2	2.3	2.3	2.2							
Avg. Stride Length [m]	6.7	8.1	8.3	8.1	7.9	7.6							



[ ] Ranking at each section and finish  
-.-.- No data available at this section  
NA No data available



Horse/Jockey Name	Ave Cantare
Final Rank	7
Fastest Section Time (Section)	0:10.79 (1000m)
Top Speed [km/h] (Section)	69.0 (Overall)
Race State	Finished

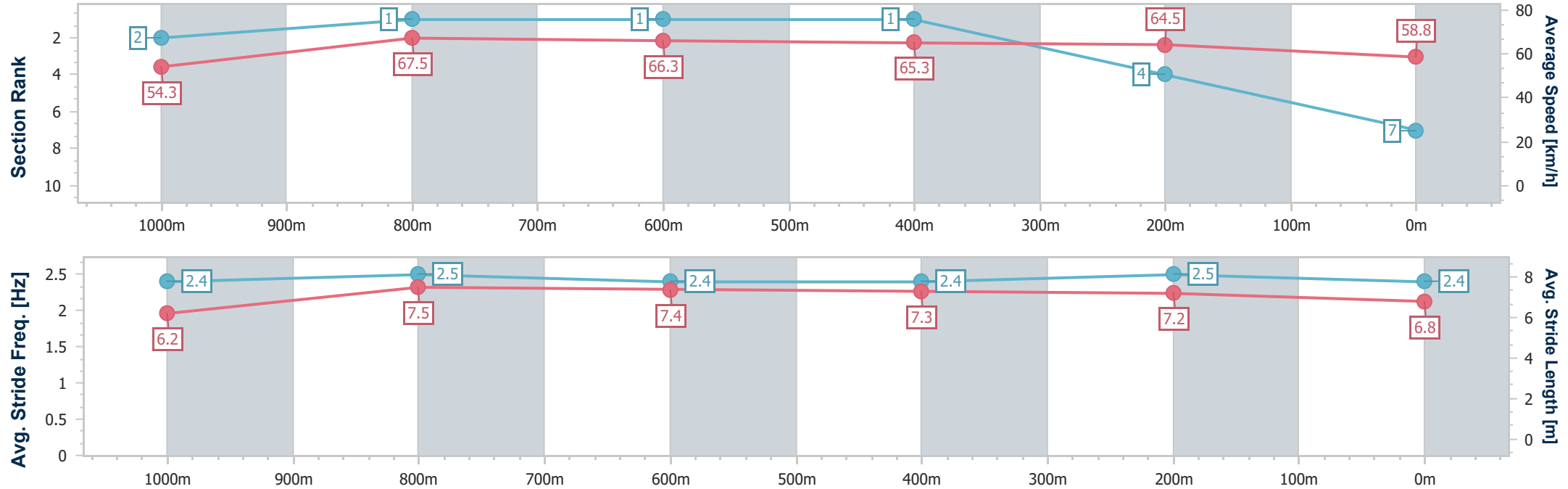


Eagle FarmProfessional  
Race 7: RTE CUSTOM TRUCKS QTIS Three-Year-Old Handicap  
- 1200m  
08 November 2025 - 15:23  
Track Rating: Firm 2, Weather: Fine, Rail Position: +3m Entire  
Course



BRISBANE  
RACING CLUB

Section	Overall	1000m	800m	600m	400m	200m								
Section Times	1:09.34 [7] (0:13.30)	0:56.04 [2] (0:10.79)	0:45.25 [1] (0:10.87)	0:34.38 [1] (0:11.00)	0:23.38 [1] (0:11.16)	0:12.22 [4] (0:12.22)								
Average Speed [km/h]	54.3	67.5	66.3	65.3	64.5	58.8								
Top Speed [km/h]	69.0	68.4	67.4	66.5	66.4	61.8								
Avg. Dist. to Rail [m]	4.5	2.1	0.4	0.5	3.2	4.2								
Avg. Stride Freq. [Hz]	2.4	2.5	2.4	2.4	2.5	2.4								
Avg. Stride Length [m]	6.2	7.5	7.4	7.3	7.2	6.8								





# Eagle Farm Professional

## Race 8: SKY RACING Class 3 Plate - 1600m

08 November 2025 - 16:08



BRISBANE  
RACING CLUB

Track Rating: Firm 2, Weather: Fine, Rail Position: +3m Entire Course

Section						Overall	1400m	1200m	1000m	800m	600m	400m	Last 600m		
Field Times						1:34.65 (0:13.42)	1:21.23 (0:10.88)	1:10.35 (0:11.29)	0:59.06 (0:12.07)	0:46.99 (0:11.80)	0:35.19 (0:11.90)	0:23.29 (0:11.49)	0:35.19		
Rank	TAB	Horse/Jockey	Barrier	Top Speed [km/h]	Fastest Section									Distance Travelled [m]	
1	16	MARGOT'S DEEL	7	66.9	0:10.96	1:34.65 [1]	1:20.86 [6]	1:09.70 [7]	0:58.51 [6]	0:46.61 [6]	0:34.54 [8]	0:22.75 [9]	0:34.54		
		Cejay Graham		400m	400m	(0:13.79)	(0:11.16)	(0:11.19)	(0:11.90)	(0:12.07)	(0:11.79)	(0:10.96)			
2	15	THINKHARDANDFAST	5	67.3	0:10.85	1:34.75 [2]	1:21.30 [2]	1:10.45 [1]	0:59.16 [1]	0:47.09 [1]	0:35.29 [1]	0:23.39 [1]	0:35.29 -2		
		Ben Thompson		1400m	1400m	(0:13.45)	(0:10.85)	(0:11.29)	(0:12.07)	(0:11.80)	(0:11.90)	(0:11.49)			
3	3	PERFECT PLAY	10	66.3	0:10.99	1:34.81 [3]	1:20.87 [9]	1:09.60 [9]	0:58.28 [9]	0:46.39 [9]	0:34.63 [9]	0:22.95 [7]	0:34.63 +2		
		Daniel Moor		400m	400m	(0:13.94)	(0:11.27)	(0:11.32)	(0:11.89)	(0:11.76)	(0:11.68)	(0:10.99)			
4	12	TAJAWAL	11	66.2	0:11.14	1:34.82 [4]	1:20.97 [7]	1:09.83 [8]	0:58.54 [8]	0:46.63 [8]	0:34.82 [6]	0:23.13 [6]	0:34.82 +10		
		Ryan Maloney		1400m	1400m	(0:13.85)	(0:11.14)	(0:11.29)	(0:11.91)	(0:11.81)	(0:11.69)	(0:11.22)			
5	14	PELE PRINCESS	9	65.9	0:11.11	1:34.93 [5]	1:20.89 [10]	1:09.70 [10]	0:58.37 [10]	0:46.43 [11]	0:34.57 [10]	0:22.89 [10]	0:34.57 -5		
		Andrew Mallyon		1400m	400m	(0:14.04)	(0:11.19)	(0:11.33)	(0:11.94)	(0:11.86)	(0:11.68)	(0:11.11)			
6	13	PHENOM	3	67.6	0:10.95	1:35.02 [6]	1:21.49 [3]	1:10.54 [4]	0:59.35 [3]	0:47.17 [4]	0:35.21 [3]	0:23.41 [3]	0:35.21 -6		
		Jag Guthmann-Chester		1400m	1400m	(0:13.53)	(0:10.95)	(0:11.19)	(0:12.18)	(0:11.96)	(0:11.80)	(0:11.29)			
7	4	RHUVAAL	2	66.8	0:10.98	1:35.08 [7]	1:21.20 [8]	1:10.22 [6]	0:58.84 [7]	0:46.92 [7]	0:35.00 [7]	0:23.18 [8]	0:35.00 +1		
		Jai Williams		1400m	1400m	(0:13.88)	(0:10.98)	(0:11.38)	(0:11.92)	(0:11.92)	(0:11.82)	(0:11.18)			
8	6	SAVANNAH GANGSTER	8	68.1	0:10.73	1:35.32 [8]	1:21.69 [4]	1:10.96 [3]	0:59.61 [4]	0:47.54 [3]	0:35.39 [4]	0:23.66 [5]	0:35.39 +4		
		Corey Sutherland		1400m	1400m	(0:13.63)	(0:10.73)	(0:11.35)	(0:12.07)	(0:12.15)	(0:11.73)	(0:11.45)			
9	1	DARK CHILL	12	68.8	0:10.91	1:35.32 [9]	1:21.90 [1]	1:10.99 [2]	0:59.71 [2]	0:47.66 [2]	0:35.61 [2]	0:23.90 [2]	0:35.61 -7		
		Jasper Franklin		1400m	1400m	(0:13.42)	(0:10.91)	(0:11.28)	(0:12.05)	(0:12.05)	(0:11.71)	(0:11.43)			
10	10	MEDICAL AUTOCRAT	4	65.6	0:11.18	1:35.59 [10]	1:21.49 [11]	1:10.31 [11]	0:58.99 [11]	0:47.10 [10]	0:34.96 [11]	0:23.42 [11]	0:34.96 -5		
		Angela Jones		1400m	1400m	(0:14.10)	(0:11.18)	(0:11.32)	(0:11.89)	(0:12.14)	(0:11.54)	(0:11.37)			

Scratched: Contilda's Love (#7), Noble Conqueror (#2), Rock Hard Love (#5), Golden Cross (#8), Lietuva (#9)



Eagle Farm Professional  
Race 8: SKY RACING Class 3 Plate - 1600m  
08 November 2025 - 16:08



Track Rating: Firm 2, Weather: Fine, Rail Position: +3m Entire Course

Section					Overall	1400m	1200m	1000m	800m	600m	400m	Last 600m		
Field Times					1:34.65 (0:13.42)	1:21.23 (0:10.88)	1:10.35 (0:11.29)	0:59.06 (0:12.07)	0:46.99 (0:11.80)	0:35.19 (0:11.90)	0:23.29 (0:11.49)	0:35.19		
Rank	TAB	Horse/Jockey	Barrier	Top Speed [km/h]	Fastest Section									Distance Travelled [m]
11	11	RAMPANT LION	1	67.0	0:10.91	1:35.78 [11]	1:22.01 [5]	1:11.10 [5]	0:59.91 [5]	0:47.88 [5]	0:35.80 [5]	0:24.12 [4]	0:35.80	-6
		Jake Bayliss		1400m	1400m	(0:13.77)	(0:10.91)	(0:11.19)	(0:12.03)	(0:12.08)	(0:11.68)	(0:11.46)		

Scratched: Contilda's Love (#7), Noble Conqueror (#2), Rock Hard Love (#5), Golden Cross (#8), Lietuva (#9)



Eagle Farm Professional  
Race 8: SKY RACING Class 3 Plate - 1600m  
08 November 2025 - 16:08



Track Rating: Firm 2, Weather: Fine, Rail Position: +3m Entire Course

Section Field Times				200m 0:11.80 (0:11.80)		Last 600m 0:35.19			
Rank	TAB	Horse/Jockey	Barrier	Top Speed [km/h]	Fastest Section	Margin			Distance Travelled [m]
1	16	MARGOT'S DEEL	7	66.9	0:10.96	0:11.79 [4]	1:34.65		0:34.54
		Cejay Graham		400m	400m	(0:11.79)			
2	15	THINKHARDANDFAST	5	67.3	0:10.85	0:11.90 [2]	0.56L		0:35.29 -2
		Ben Thompson		1400m	1400m	(0:11.90)			
3	3	PERFECT PLAY	10	66.3	0:10.99	0:11.96 [1]	0.94L		0:34.63 +2
		Daniel Moor		400m	400m	(0:11.96)			
4	12	TAJAWAL	11	66.2	0:11.14	0:11.91 [6]	0.97L		0:34.82 +10
		Ryan Maloney		1400m	1400m	(0:11.91)			
5	14	PELE PRINCESS	9	65.9	0:11.11	0:11.78 [10]	1.63L		0:34.57 -5
		Andrew Mallyon		1400m	400m	(0:11.78)			
6	13	PHENOM	3	67.6	0:10.95	0:12.12 [5]	2.16L		0:35.21 -6
		Jag Guthmann-Chester		1400m	1400m	(0:12.12)			
7	4	RHUVAAL	2	66.8	0:10.98	0:12.00 [7]	2.55L		0:35.00 +1
		Jai Williams		1400m	1400m	(0:12.00)			
8	6	SAVANNAH GANGSTER	8	68.1	0:10.73	0:12.21 [8]	3.93L		0:35.39 +4
		Corey Sutherland		1400m	1400m	(0:12.21)			
9	1	DARK CHILL	12	68.8	0:10.91	0:12.47 [3]	3.95L		0:35.61 -7
		Jasper Franklin		1400m	1400m	(0:12.47)			
10	10	MEDICAL AUTOCRAT	4	65.6	0:11.18	0:12.05 [11]	5.55L		0:34.96 -5
		Angela Jones		1400m	1400m	(0:12.05)			

Scratched: Contilda's Love (#7), Noble Conqueror (#2), Rock Hard Love (#5), Golden Cross (#8), Lietuva (#9)



**Eagle Farm Professional**  
**Race 8: SKY RACING Class 3 Plate - 1600m**  
**08 November 2025 - 16:08**



Track Rating: Firm 2, Weather: Fine, Rail Position: +3m Entire Course

Section						200m		Last 600m	
Field Times						0:11.80 (0:11.80)		0:35.19	
Rank	TAB	Horse/Jockey	Barrier	Top Speed [km/h]	Fastest Section	Margin		Distance Travelled [m]	
11	11	RAMPANT LION	1	67.0	0:10.91	0:12.66 [9]	6.66L	0:35.80	-6
		Jake Bayliss		1400m	1400m	(0:12.66)			

Scratched: Contilda's Love (#7), Noble Conqueror (#2), Rock Hard Love (#5), Golden Cross (#8), Lietuva (#9)





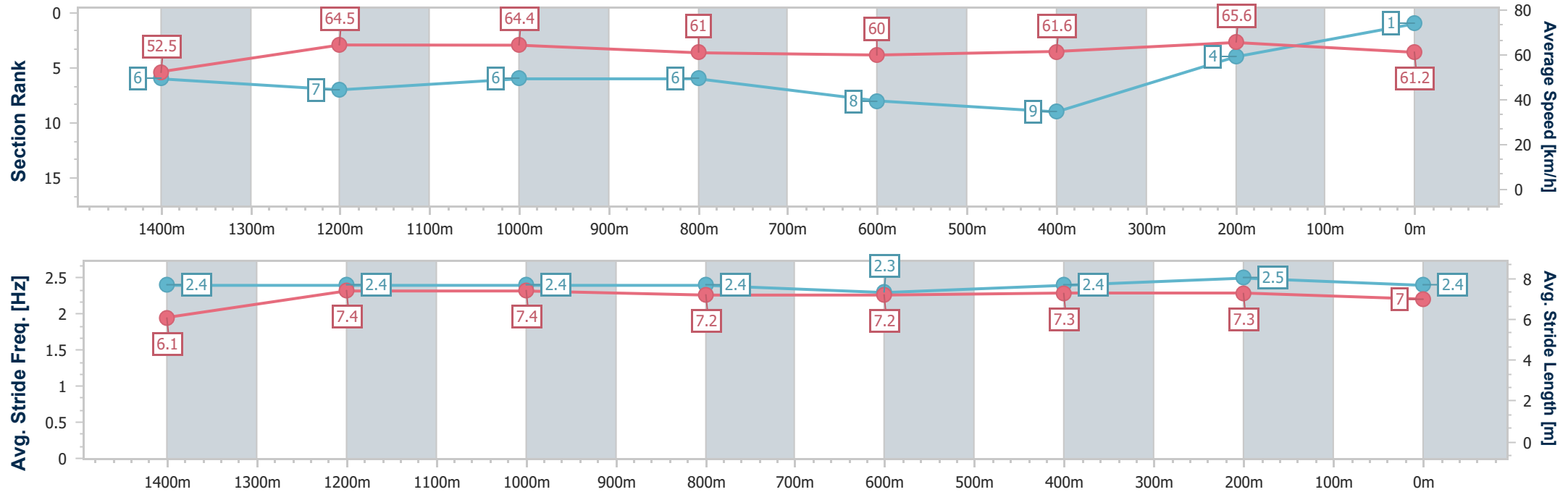
Horse/Jockey Name	Margot's Deel
Final Rank	1
Fastest Section Time (Section)	0:10.96 (400m)
Top Speed [km/h] (Section)	66.9 (400m)
Race State	Finished



Eagle FarmProfessional  
Race 8: SKY RACING Class 3 Plate - 1600m  
08 November 2025 - 16:08  
Track Rating: Firm 2, Weather: Fine, Rail Position: +3m Entire Course



Section	Overall	1400m	1200m	1000m	800m	600m	400m	200m					
Section Times	1:34.65 [1] (0:13.79)	1:20.86 [6] (0:11.16)	1:09.70 [7] (0:11.19)	0:58.51 [6] (0:11.90)	0:46.61 [6] (0:12.07)	0:34.54 [8] (0:11.79)	0:22.75 [9] (0:10.96)	0:11.79 [4] (0:11.79)					
Average Speed [km/h]	52.5	64.5	64.4	61.0	60.0	61.6	65.6	61.2					
Top Speed [km/h]	65.8	66.0	66.5	63.3	61.8	65.3	66.9	63.6					
Avg. Dist. to Rail [m]	9.8	2.2	2.0	1.4	1.9	1.8	3.7	5.0					
Avg. Stride Freq. [Hz]	2.4	2.4	2.4	2.4	2.3	2.4	2.5	2.4					
Avg. Stride Length [m]	6.1	7.4	7.4	7.2	7.2	7.3	7.3	7.0					





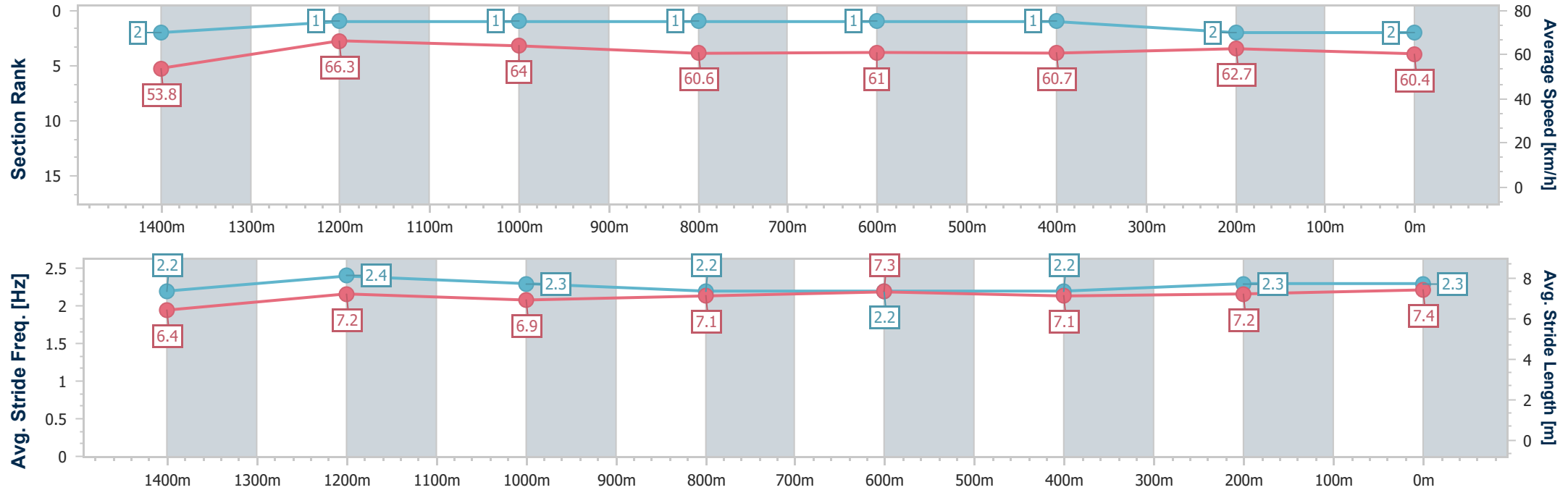
Horse/Jockey Name	Thinkhardandfast
Final Rank	2
Fastest Section Time (Section)	0:10.85 (1400m)
Top Speed [km/h] (Section)	67.3 (1400m)
Race State	Finished



Eagle FarmProfessional  
Race 8: SKY RACING Class 3 Plate - 1600m  
08 November 2025 - 16:08  
Track Rating: Firm 2, Weather: Fine, Rail Position: +3m Entire Course



Section	Overall	1400m	1200m	1000m	800m	600m	400m	200m					
Section Times	1:34.75 [2] (0:13.45)	1:21.30 [2] (0:10.85)	1:10.45 [1] (0:11.29)	0:59.16 [1] (0:12.07)	0:47.09 [1] (0:11.80)	0:35.29 [1] (0:11.90)	0:23.39 [1] (0:11.49)	0:11.90 [2] (0:11.90)					
Average Speed [km/h]	53.8	66.3	64.0	60.6	61.0	60.7	62.7	60.4					
Top Speed [km/h]	66.4	67.3	64.6	61.9	63.6	63.4	64.7	62.6					
Avg. Dist. to Rail [m]	8.9	1.1	3.0	2.8	0.6	0.4	3.7	4.9					
Avg. Stride Freq. [Hz]	2.2	2.4	2.3	2.2	2.2	2.2	2.3	2.3					
Avg. Stride Length [m]	6.4	7.2	6.9	7.1	7.3	7.1	7.2	7.4					



[ ] Ranking at each section and finish  
- - - - - No data available at this section  
NA No data available



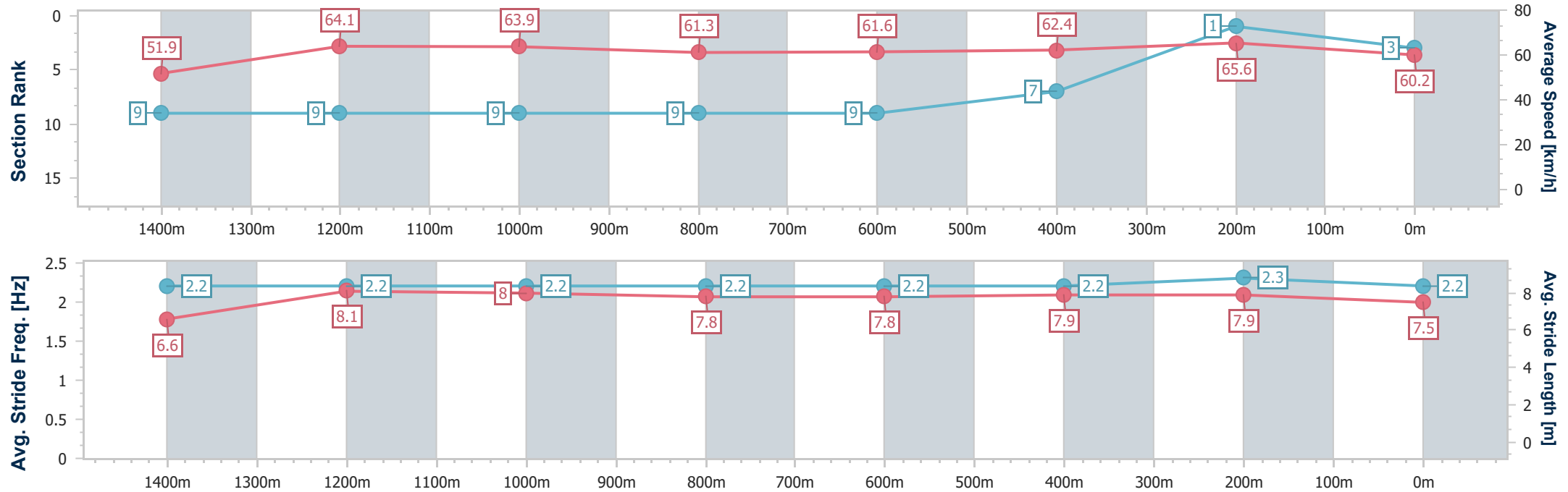
Horse/Jockey Name	Perfect Play
Final Rank	3
Fastest Section Time (Section)	0:10.99 (400m)
Top Speed [km/h] (Section)	66.3 (400m)
Race State	Finished



Eagle FarmProfessional  
Race 8: SKY RACING Class 3 Plate - 1600m  
08 November 2025 - 16:08  
Track Rating: Firm 2, Weather: Fine, Rail Position: +3m Entire Course



Section	Overall	1400m	1200m	1000m	800m	600m	400m	200m					
Section Times	1:34.81 [3] (0:13.94)	1:20.87 [9] (0:11.27)	1:09.60 [9] (0:11.32)	0:58.28 [9] (0:11.89)	0:46.39 [9] (0:11.76)	0:34.63 [9] (0:11.68)	0:22.95 [7] (0:10.99)	0:11.96 [1] (0:11.96)					
Average Speed [km/h]	51.9	64.1	63.9	61.3	61.6	62.4	65.6	60.2					
Top Speed [km/h]	64.0	65.8	65.7	63.0	63.6	64.5	66.3	64.9					
Avg. Dist. to Rail [m]	12.1	3.1	3.4	2.6	1.9	2.3	7.6	9.1					
Avg. Stride Freq. [Hz]	2.2	2.2	2.2	2.2	2.2	2.2	2.3	2.2					
Avg. Stride Length [m]	6.6	8.1	8.0	7.8	7.8	7.9	7.9	7.5					





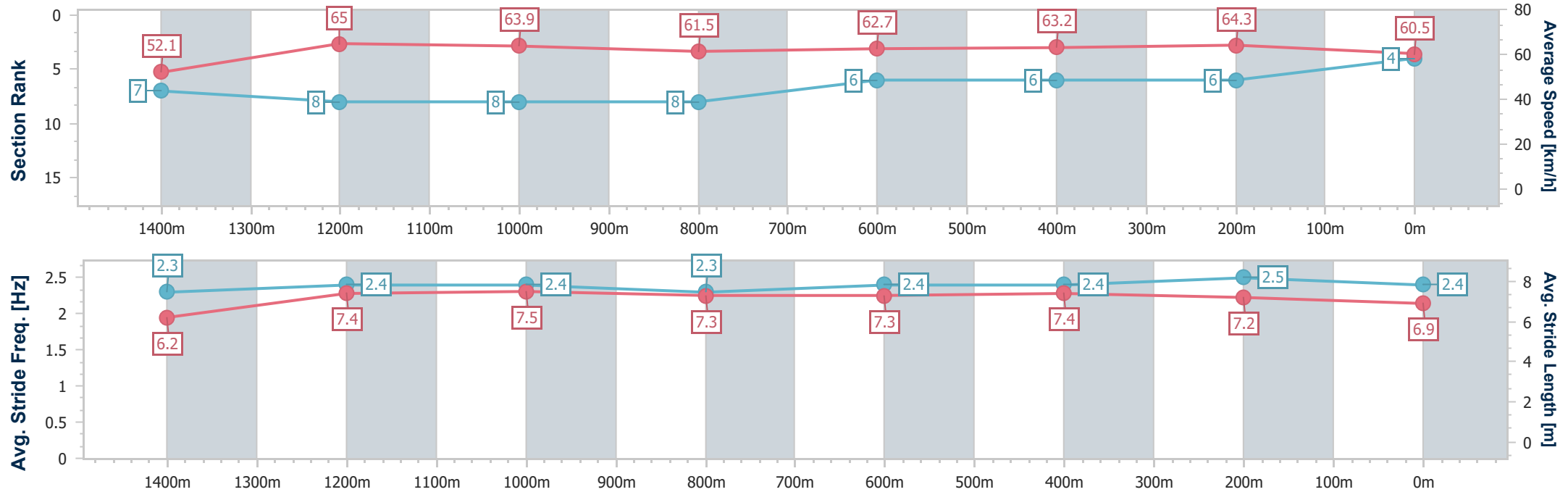
Horse/Jockey Name	Tajawal
Final Rank	4
Fastest Section Time (Section)	0:11.14 (1400m)
Top Speed [km/h] (Section)	66.2 (1400m)
Race State	Finished



Eagle FarmProfessional  
Race 8: SKY RACING Class 3 Plate - 1600m  
08 November 2025 - 16:08  
Track Rating: Firm 2, Weather: Fine, Rail Position: +3m Entire Course



Section	Overall	1400m	1200m	1000m	800m	600m	400m	200m					
Section Times	1:34.82 [4] (0:13.85)	1:20.97 [7] (0:11.14)	1:09.83 [8] (0:11.29)	0:58.54 [8] (0:11.91)	0:46.63 [8] (0:11.81)	0:34.82 [6] (0:11.69)	0:23.13 [6] (0:11.22)	0:11.91 [6] (0:11.91)					
Average Speed [km/h]	52.1	65.0	63.9	61.5	62.7	63.2	64.3	60.5					
Top Speed [km/h]	64.2	66.2	64.9	63.8	65.4	65.0	65.4	61.7					
Avg. Dist. to Rail [m]	13.2	4.1	3.9	3.5	5.2	6.2	11.0	10.1					
Avg. Stride Freq. [Hz]	2.3	2.4	2.4	2.3	2.4	2.4	2.5	2.4					
Avg. Stride Length [m]	6.2	7.4	7.5	7.3	7.3	7.4	7.2	6.9					



[ ] Ranking at each section and finish  
-.-.- No data available at this section  
NA No data available



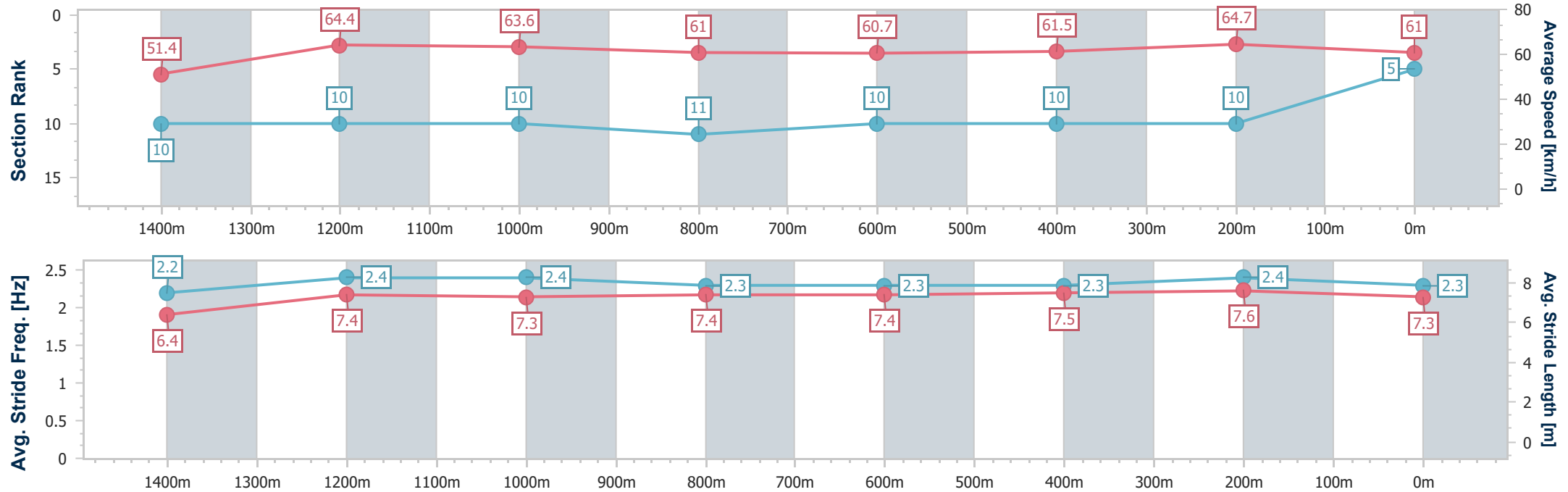
Horse/Jockey Name	Pele Princess
Final Rank	5
Fastest Section Time (Section)	0:11.11 (400m)
Top Speed [km/h] (Section)	65.9 (1400m)
Race State	Finished



Eagle FarmProfessional  
Race 8: SKY RACING Class 3 Plate - 1600m  
08 November 2025 - 16:08  
Track Rating: Firm 2, Weather: Fine, Rail Position: +3m Entire Course



Section	Overall	1400m	1200m	1000m	800m	600m	400m	200m					
Section Times	1:34.93 [5] (0:14.04)	1:20.89 [10] (0:11.19)	1:09.70 [10] (0:11.33)	0:58.37 [10] (0:11.94)	0:46.43 [11] (0:11.86)	0:34.57 [10] (0:11.68)	0:22.89 [10] (0:11.11)	0:11.78 [10] (0:11.78)					
Average Speed [km/h]	51.4	64.4	63.6	61.0	60.7	61.5	64.7	61.0					
Top Speed [km/h]	65.8	65.9	64.6	62.9	62.5	64.5	65.9	63.1					
Avg. Dist. to Rail [m]	10.4	2.1	2.5	1.6	0.3	0.9	1.7	2.3					
Avg. Stride Freq. [Hz]	2.2	2.4	2.4	2.3	2.3	2.3	2.4	2.3					
Avg. Stride Length [m]	6.4	7.4	7.3	7.4	7.4	7.5	7.6	7.3					



[ ] Ranking at each section and finish  
-.-.- No data available at this section  
NA No data available



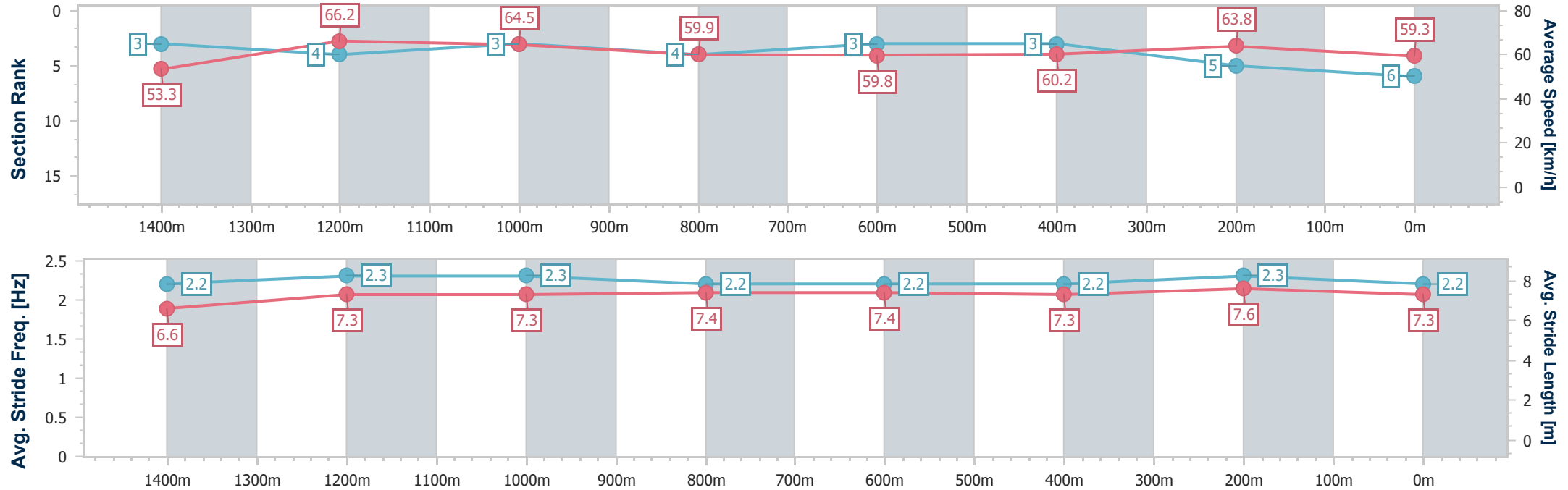
Horse/Jockey Name	Phenom
Final Rank	6
Fastest Section Time (Section)	0:10.95 (1400m)
Top Speed [km/h] (Section)	67.6 (1400m)
Race State	Finished



Eagle Farm Professional  
Race 8: SKY RACING Class 3 Plate - 1600m  
08 November 2025 - 16:08  
Track Rating: Firm 2, Weather: Fine, Rail Position: +3m Entire Course



Section	Overall	1400m	1200m	1000m	800m	600m	400m	200m					
Section Times	1:35.02 [6] (0:13.53)	1:21.49 [3] (0:10.95)	1:10.54 [4] (0:11.19)	0:59.35 [3] (0:12.18)	0:47.17 [4] (0:11.96)	0:35.21 [3] (0:11.80)	0:23.41 [3] (0:11.29)	0:12.12 [5] (0:12.12)					
Average Speed [km/h]	53.3	66.2	64.5	59.9	59.8	60.2	63.8	59.3					
Top Speed [km/h]	65.9	67.6	65.7	61.6	60.6	62.3	64.5	63.2					
Avg. Dist. to Rail [m]	9.1	3.5	4.8	2.6	1.5	2.0	3.3	5.5					
Avg. Stride Freq. [Hz]	2.2	2.3	2.3	2.2	2.2	2.2	2.3	2.2					
Avg. Stride Length [m]	6.6	7.3	7.3	7.4	7.4	7.3	7.6	7.3					





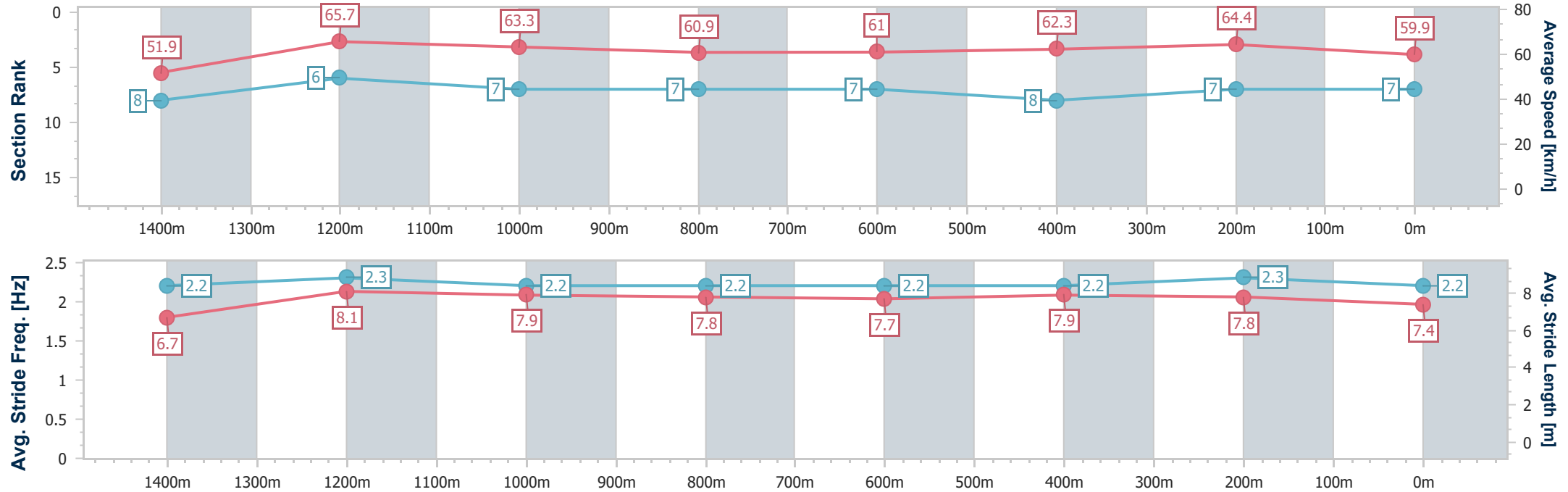
Horse/Jockey Name	Rhuvaal
Final Rank	7
Fastest Section Time (Section)	0:10.98 (1400m)
Top Speed [km/h] (Section)	66.8 (1400m)
Race State	Finished



Eagle FarmProfessional  
Race 8: SKY RACING Class 3 Plate - 1600m  
08 November 2025 - 16:08  
Track Rating: Firm 2, Weather: Fine, Rail Position: +3m Entire Course



Section	Overall	1400m	1200m	1000m	800m	600m	400m	200m					
Section Times	1:35.08 [7] (0:13.88)	1:21.20 [8] (0:10.98)	1:10.22 [6] (0:11.38)	0:58.84 [7] (0:11.92)	0:46.92 [7] (0:11.92)	0:35.00 [7] (0:11.82)	0:23.18 [8] (0:11.18)	0:12.00 [7] (0:12.00)					
Average Speed [km/h]	51.9	65.7	63.3	60.9	61.0	62.3	64.4	59.9					
Top Speed [km/h]	65.6	66.8	65.4	63.0	63.1	64.6	66.0	62.6					
Avg. Dist. to Rail [m]	5.7	1.5	1.9	1.4	2.0	4.3	6.8	6.3					
Avg. Stride Freq. [Hz]	2.2	2.3	2.2	2.2	2.2	2.2	2.3	2.2					
Avg. Stride Length [m]	6.7	8.1	7.9	7.8	7.7	7.9	7.8	7.4					





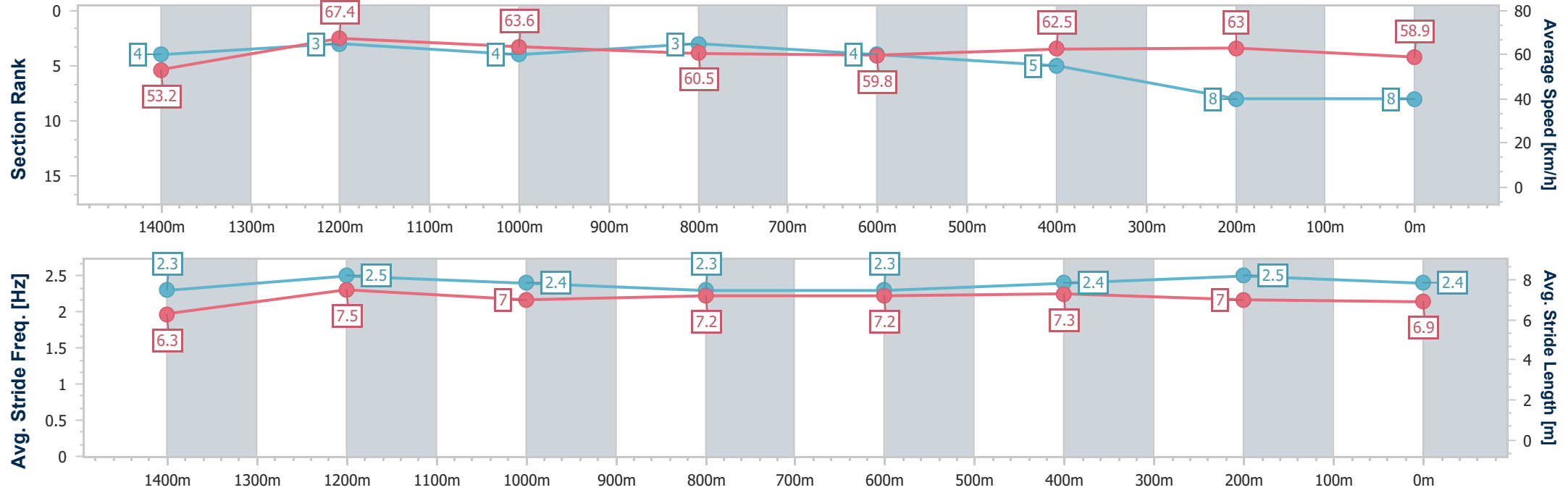
Horse/Jockey Name	Savannah Gangster
Final Rank	8
Fastest Section Time (Section)	0:10.73 (1400m)
Top Speed [km/h] (Section)	68.1 (1400m)
Race State	Finished



Eagle FarmProfessional  
Race 8: SKY RACING Class 3 Plate - 1600m  
08 November 2025 - 16:08  
Track Rating: Firm 2, Weather: Fine, Rail Position: +3m Entire Course



Section	Overall	1400m	1200m	1000m	800m	600m	400m	200m					
Section Times	1:35.32 [8] (0:13.63)	1:21.69 [4] (0:10.73)	1:10.96 [3] (0:11.35)	0:59.61 [4] (0:12.07)	0:47.54 [3] (0:12.15)	0:35.39 [4] (0:11.73)	0:23.66 [5] (0:11.45)	0:12.21 [8] (0:12.21)					
Average Speed [km/h]	53.2	67.4	63.6	60.5	59.8	62.5	63.0	58.9					
Top Speed [km/h]	67.2	68.1	66.0	61.8	61.6	64.2	64.2	61.6					
Avg. Dist. to Rail [m]	11.1	4.1	4.3	3.2	2.4	3.2	9.1	11.2					
Avg. Stride Freq. [Hz]	2.3	2.5	2.4	2.3	2.3	2.4	2.5	2.4					
Avg. Stride Length [m]	6.3	7.5	7.0	7.2	7.2	7.3	7.0	6.9					



[ ] Ranking at each section and finish  
-.-.- No data available at this section  
NA No data available





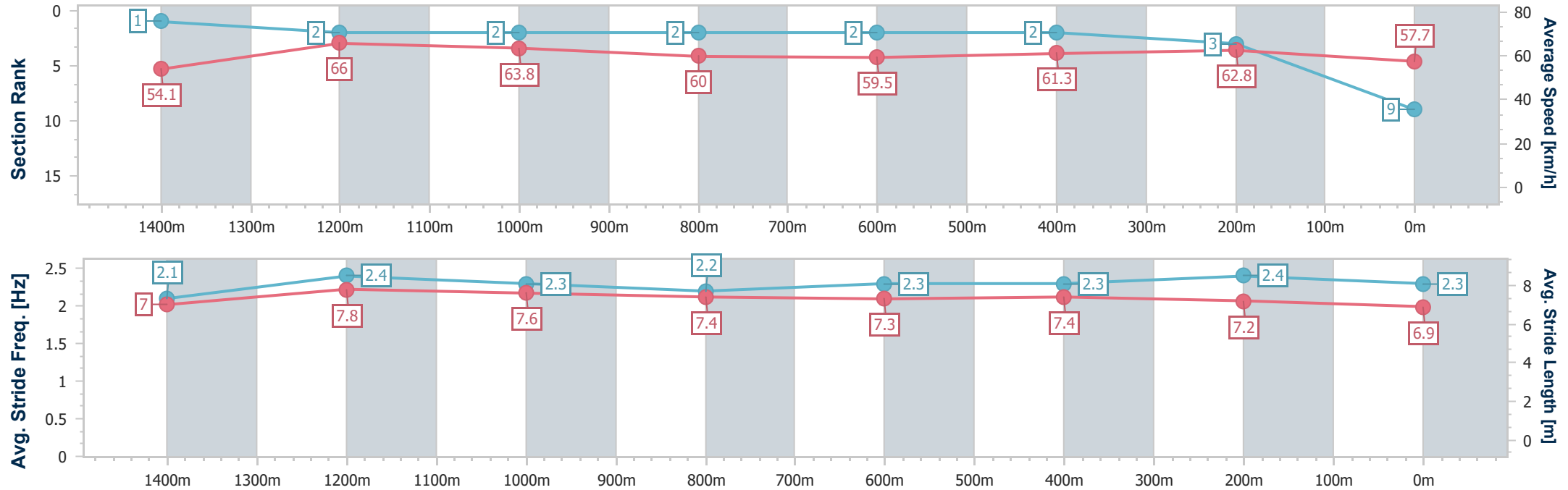
Horse/Jockey Name	Dark Chill
Final Rank	9
Fastest Section Time (Section)	0:10.91 (1400m)
Top Speed [km/h] (Section)	68.8 (1400m)
Race State	Finished



Eagle FarmProfessional  
Race 8: SKY RACING Class 3 Plate - 1600m  
08 November 2025 - 16:08  
Track Rating: Firm 2, Weather: Fine, Rail Position: +3m Entire Course



Section	Overall	1400m	1200m	1000m	800m	600m	400m	200m					
Section Times	1:35.32 [9] (0:13.42)	1:21.90 [1] (0:10.91)	1:10.99 [2] (0:11.28)	0:59.71 [2] (0:12.05)	0:47.66 [2] (0:12.05)	0:35.61 [2] (0:11.71)	0:23.90 [2] (0:11.43)	0:12.47 [3] (0:12.47)					
Average Speed [km/h]	54.1	66.0	63.8	60.0	59.5	61.3	62.8	57.7					
Top Speed [km/h]	68.6	68.8	65.5	62.2	60.3	62.6	63.9	61.6					
Avg. Dist. to Rail [m]	13.2	2.1	1.9	0.8	0.7	1.2	3.2	4.9					
Avg. Stride Freq. [Hz]	2.1	2.4	2.3	2.2	2.3	2.3	2.4	2.3					
Avg. Stride Length [m]	7.0	7.8	7.6	7.4	7.3	7.4	7.2	6.9					





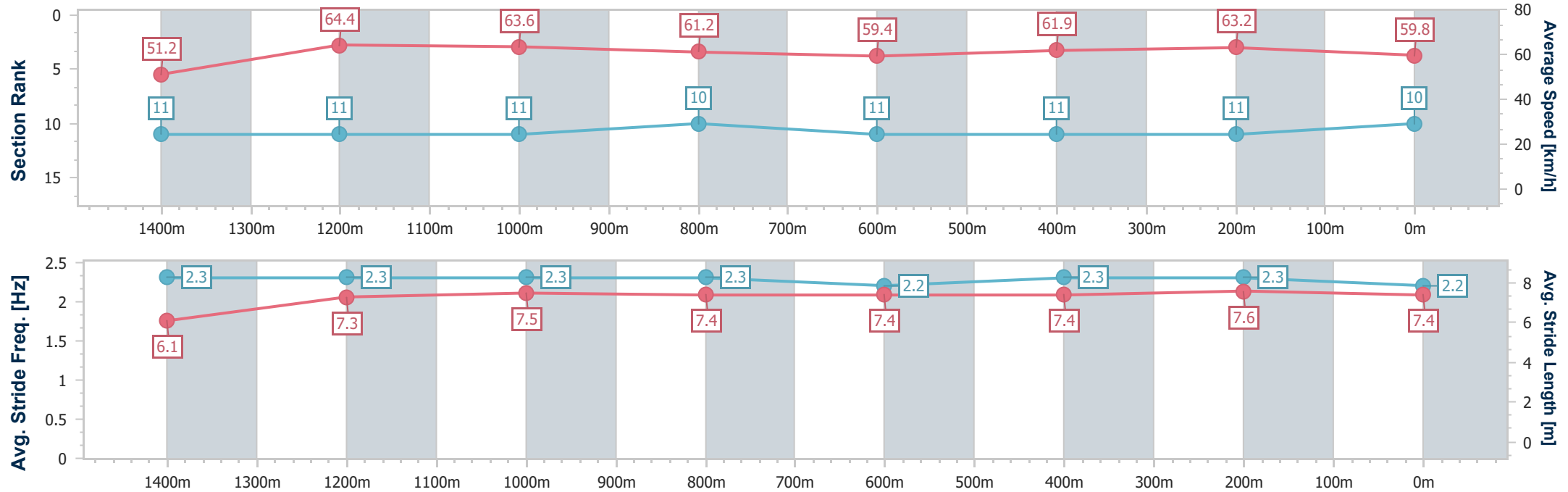
Horse/Jockey Name	Medical Autocrat
Final Rank	10
Fastest Section Time (Section)	0:11.18 (1400m)
Top Speed [km/h] (Section)	65.6 (1400m)
Race State	Finished



Eagle FarmProfessional  
Race 8: SKY RACING Class 3 Plate - 1600m  
08 November 2025 - 16:08  
Track Rating: Firm 2, Weather: Fine, Rail Position: +3m Entire Course



Section	Overall	1400m	1200m	1000m	800m	600m	400m	200m					
Section Times	1:35.59 [10] (0:14.10)	1:21.49 [11] (0:11.18)	1:10.31 [11] (0:11.32)	0:58.99 [11] (0:11.89)	0:47.10 [10] (0:12.14)	0:34.96 [11] (0:11.54)	0:23.42 [11] (0:11.37)	0:12.05 [11] (0:12.05)					
Average Speed [km/h]	51.2	64.4	63.6	61.2	59.4	61.9	63.2	59.8					
Top Speed [km/h]	65.5	65.6	65.0	62.6	62.5	63.7	64.1	62.7					
Avg. Dist. to Rail [m]	8.0	1.2	1.8	1.3	1.1	1.9	1.0	1.8					
Avg. Stride Freq. [Hz]	2.3	2.3	2.3	2.3	2.2	2.3	2.3	2.2					
Avg. Stride Length [m]	6.1	7.3	7.5	7.4	7.4	7.4	7.6	7.4					



[ ] Ranking at each section and finish  
-.-.- No data available at this section  
NA No data available



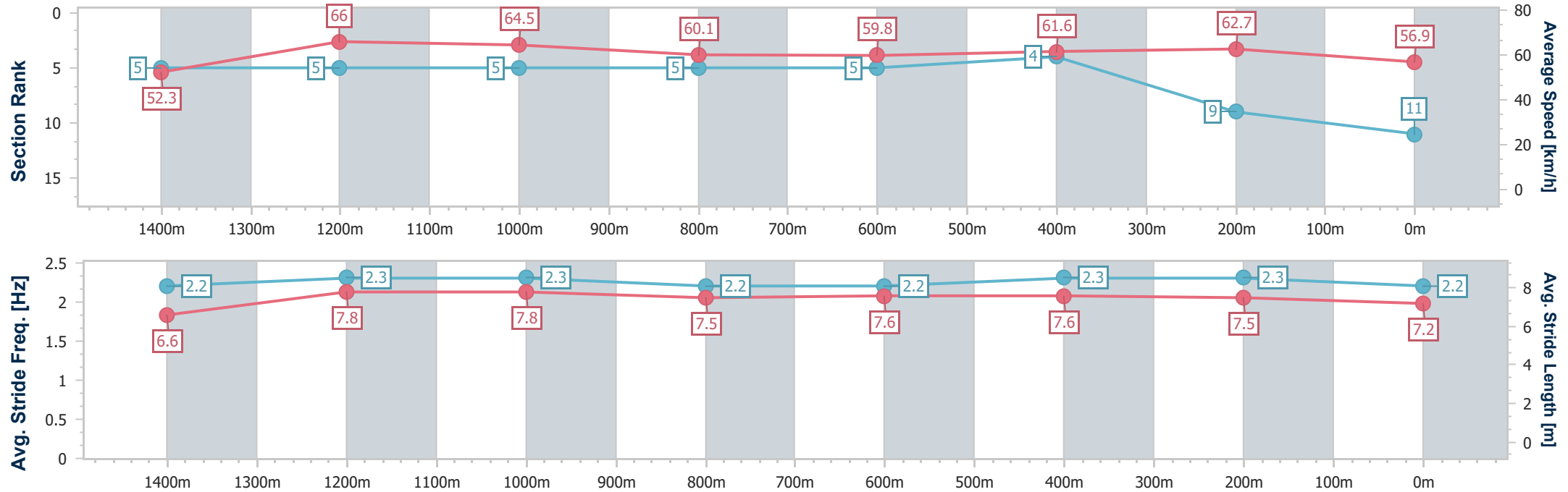
Horse/Jockey Name	Rampant Lion
Final Rank	11
Fastest Section Time (Section)	0:10.91 (1400m)
Top Speed [km/h] (Section)	67.0 (1400m)
Race State	Finished



Eagle FarmProfessional  
Race 8: SKY RACING Class 3 Plate - 1600m  
08 November 2025 - 16:08  
Track Rating: Firm 2, Weather: Fine, Rail Position: +3m Entire Course



Section	Overall	1400m	1200m	1000m	800m	600m	400m	200m					
Section Times	1:35.78 [11] (0:13.77)	1:22.01 [5] (0:10.91)	1:11.10 [5] (0:11.19)	0:59.91 [5] (0:12.03)	0:47.88 [5] (0:12.08)	0:35.80 [5] (0:11.68)	0:24.12 [4] (0:11.46)	0:12.66 [9] (0:12.66)					
Average Speed [km/h]	52.3	66.0	64.5	60.1	59.8	61.6	62.7	56.9					
Top Speed [km/h]	64.6	67.0	66.0	62.0	60.1	64.2	64.3	60.5					
Avg. Dist. to Rail [m]	5.6	0.6	1.5	0.9	0.4	0.4	3.3	4.5					
Avg. Stride Freq. [Hz]	2.2	2.3	2.3	2.2	2.2	2.3	2.3	2.2					
Avg. Stride Length [m]	6.6	7.8	7.8	7.5	7.6	7.6	7.5	7.2					





Eagle Farm Professional  
Race 9: XXXX OPEN Handicap - 1400m  
08 November 2025 - 16:42



Track Rating: Firm 2, Weather: Fine, Rail Position: +3m Entire Course

Section						Overall	1200m	1000m	800m	600m	400m	Last 600m	
Field Times						1:20.82 (0:13.23)	1:07.59 (0:10.46)	0:57.13 (0:10.91)	0:46.22 (0:10.96)	0:35.26 (0:11.21)	0:24.05 (0:11.76)	0:35.26	
Rank	TAB	Horse/Jockey	Barrier	Top Speed [km/h]	Fastest Section								Distance Travelled [m]
1	12	ANEMACORE	7	83.9	0:10.57	1:20.82 [1]	1:06.92 [8]	0:56.35 [4]	0:45.03 [7]	0:34.12 [5]	0:23.20 [5]	0:34.12	
		Cejay Graham		400m	1200m	(0:13.90)	(0:10.57)	(0:11.32)	(0:10.91)	(0:10.92)	(0:11.08)		
2	8	WARBY	1	67.5	0:10.85	1:20.87 [2]	1:06.70 [11]	0:55.85 [11]	0:44.74 [11]	0:33.88 [8]	0:22.91 [9]	0:33.88	-6
		Angela Jones		1200m	1200m	(0:14.17)	(0:10.85)	(0:11.11)	(0:10.86)	(0:10.97)	(0:11.04)		
3	7	VIMINELE	8	68.0	0:10.76	1:21.10 [3]	1:06.64 [12]	0:55.88 [12]	0:44.84 [12]	0:34.01 [12]	0:23.17 [8]	0:34.01	-10
		Jake Bayliss		1200m	1200m	(0:14.46)	(0:10.76)	(0:11.04)	(0:10.83)	(0:10.84)	(0:11.15)		
4	6	POCKET FULL	2	67.0	0:10.79	1:21.11 [4]	1:07.50 [3]	0:56.71 [3]	0:45.68 [3]	0:34.65 [3]	0:23.73 [3]	0:34.65	-5
		Ron Stewart		1200m	1200m	(0:13.61)	(0:10.79)	(0:11.03)	(0:11.03)	(0:10.92)	(0:11.37)		
5	1	MISS JOELENE	9	68.1	0:10.71	1:21.14 [5]	1:07.05 [10]	0:56.34 [10]	0:45.29 [8]	0:34.24 [7]	0:23.23 [7]	0:34.24	+6
		Jace McMurray		600m	1200m	(0:14.09)	(0:10.71)	(0:11.05)	(0:11.05)	(0:11.01)	(0:11.04)		
6	3	HE'S HEAVEN	10	77.8	0:10.46	1:21.37 [6]	1:08.14 [1]	0:57.68 [1]	0:46.77 [1]	0:35.81 [1]	0:24.60 [1]	0:35.81	+1
		Daniel Moor		800m	1200m	(0:13.23)	(0:10.46)	(0:10.91)	(0:10.96)	(0:11.21)	(0:11.76)		
7	10	THE DROVER	4	67.4	0:10.82	1:21.39 [7]	1:07.49 [7]	0:56.67 [8]	0:45.63 [6]	0:34.66 [6]	0:23.60 [6]	0:34.66	-4
		Robbie Dolan		1200m	1200m	(0:13.90)	(0:10.82)	(0:11.04)	(0:10.97)	(0:11.06)	(0:11.11)		
8	11	SERGEANT MAJOR	6	67.4	0:10.86	1:21.66 [8]	1:07.97 [5]	0:57.11 [6]	0:46.09 [4]	0:35.16 [4]	0:24.20 [4]	0:35.16	-3
		Ben Thompson		1200m	1200m	(0:13.69)	(0:10.86)	(0:11.02)	(0:10.93)	(0:10.96)	(0:11.30)		
9	9	RUSSIAN ALLIANCE	11	68.5	0:10.70	1:21.88 [9]	1:08.48 [2]	0:57.78 [2]	0:46.87 [2]	0:35.85 [2]	0:24.75 [2]	0:35.85	-5
		Emily Lang		Overall	1200m	(0:13.40)	(0:10.70)	(0:10.91)	(0:11.02)	(0:11.10)	(0:11.67)		
10	5	INVER PARK	3	67.2	0:10.76	1:22.03 [10]	1:07.99 [9]	0:57.23 [9]	0:46.00 [10]	0:35.02 [9]	0:23.93 [10]	0:35.02	-1
		Andrew Mallyon		1200m	1200m	(0:14.04)	(0:10.76)	(0:11.23)	(0:10.98)	(0:11.09)	(0:11.24)		

Scratched: Wapiti (#13)

Report Created: Sat 8 November 2025 16:58 GMT+ (Note: Timing is based on position data)

Page 1/16

[ ] Ranking at each section and finish  
-:-:- No data available at this section  
NA No data available

SCN Saddle cloth number  
DNF Did not finish  
DNT Did not track

data processed by  TRIPLESDATA



Eagle Farm Professional  
Race 9: XXXX OPEN Handicap - 1400m  
08 November 2025 - 16:42



Track Rating: Firm 2, Weather: Fine, Rail Position: +3m Entire Course

Section					Overall	1200m	1000m	800m	600m	400m	Last 600m		
Field Times					1:20.82 (0:13.23)	1:07.59 (0:10.46)	0:57.13 (0:10.91)	0:46.22 (0:10.96)	0:35.26 (0:11.21)	0:24.05 (0:11.76)	0:35.26		
Rank	TAB	Horse/Jockey	Barrier	Top Speed [km/h]	Fastest Section							Distance Travelled [m]	
11	2	KRONENBOURG	12	66.5	0:10.98	1:23.21 [11]	1:09.52 [6]	0:58.54 [7]	0:47.33 [9]	0:36.13 [11]	0:24.86 [12]	0:36.13	+3
		Ryan Maloney		400m	1200m	(0:13.69)	(0:10.98)	(0:11.21)	(0:11.20)	(0:11.27)	(0:11.30)		
12	4	NAVYONTHEHIGHWAY	13	68.3	0:10.80	1:23.98 [12]	1:10.31 [4]	0:59.51 [5]	0:48.27 [5]	0:36.94 [10]	0:25.81 [11]	0:36.94	+14
		Damien Thornton		1200m	1200m	(0:13.67)	(0:10.80)	(0:11.24)	(0:11.33)	(0:11.13)	(0:11.62)		

Scratched: Wapiti (#13)



Eagle Farm Professional  
Race 9: XXXX OPEN Handicap - 1400m  
08 November 2025 - 16:42



Track Rating: Firm 2, Weather: Fine, Rail Position: +3m Entire Course

Section Field Times				200m 0:12.29 (0:12.29)		Last 600m 0:35.26			
Rank	TAB	Horse/Jockey	Barrier	Top Speed [km/h]	Fastest Section	Margin			Distance Travelled [m]
1	12	ANEMACORE	7	83.9	0:10.57	0:12.12 [2]	1:20.82		0:34.12
		Cejay Graham		400m	1200m	(0:12.12)			
2	8	WARBY	1	67.5	0:10.85	0:11.87 [8]	0.29L		0:33.88 -6
		Angela Jones		1200m	1200m	(0:11.87)			
3	7	VIMINELE	8	68.0	0:10.76	0:12.02 [9]	1.67L		0:34.01 -10
		Jake Bayliss		1200m	1200m	(0:12.02)			
4	6	POCKET FULL	2	67.0	0:10.79	0:12.36 [3]	1.7L		0:34.65 -5
		Ron Stewart		1200m	1200m	(0:12.36)			
5	1	MISS JOELENE	9	68.1	0:10.71	0:12.19 [7]	1.89L		0:34.24 +6
		Jace McMurray		600m	1200m	(0:12.19)			
6	3	HE'S HEAVEN	10	77.8	0:10.46	0:12.84 [1]	3.24L		0:35.81 +1
		Daniel Moor		800m	1200m	(0:12.84)			
7	10	THE DROVER	4	67.4	0:10.82	0:12.49 [6]	3.36L		0:34.66 -4
		Robbie Dolan		1200m	1200m	(0:12.49)			
8	11	SERGEANT MAJOR	6	67.4	0:10.86	0:12.90 [4]	4.93L		0:35.16 -3
		Ben Thompson		1200m	1200m	(0:12.90)			
9	9	RUSSIAN ALLIANCE	11	68.5	0:10.70	0:13.08 [5]	6.23L		0:35.85 -5
		Emily Lang		Overall	1200m	(0:13.08)			
10	5	INVER PARK	3	67.2	0:10.76	0:12.69 [10]	7.11L		0:35.02 -1
		Andrew Mallyon		1200m	1200m	(0:12.69)			

Scratched: Wapiti (#13)



**Eagle Farm Professional**  
**Race 9: XXXX OPEN Handicap - 1400m**  
**08 November 2025 - 16:42**



Track Rating: Firm 2, Weather: Fine, Rail Position: +3m Entire Course

Section Field Times		200m 0:12.29 (0:12.29)		Last 600m 0:35.26					
Rank	TAB Horse/Jockey	Barrier	Top Speed [km/h]	Fastest Section	Margin			Distance Travelled [m]	
11	2 KRONENBOURG Ryan Maloney	12	66.5 400m	0:10.98 1200m	0:13.56 [11] (0:13.56)	14.05L		0:36.13	+3
12	4 NAVYONTHEHIGHWAY Damien Thornton	13	68.3 1200m	0:10.80 1200m	0:14.19 [12] (0:14.19)	18.56L		0:36.94	+14

Scratched: Wapiti (#13)



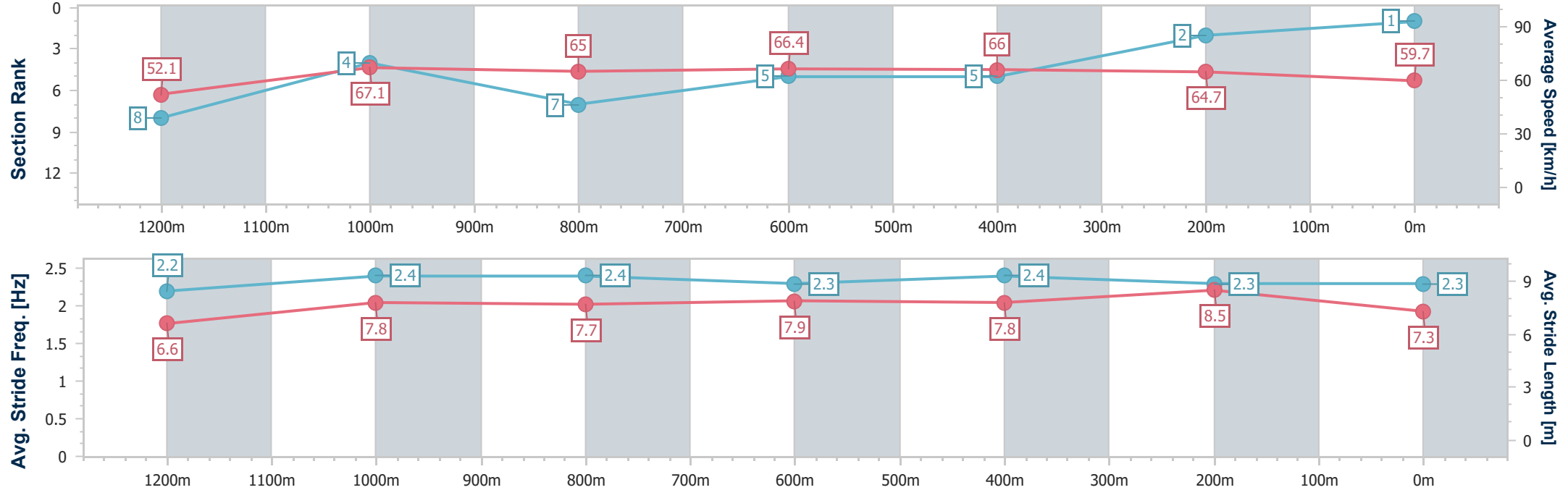
Horse/Jockey Name	Anemacore
Final Rank	1
Fastest Section Time (Section)	0:10.57 (1200m)
Top Speed [km/h] (Section)	83.9 (400m)
Race State	Finished



Eagle FarmProfessional  
Race 9: XXXX OPEN Handicap - 1400m  
08 November 2025 - 16:42  
Track Rating: Firm 2, Weather: Fine, Rail Position: +3m Entire Course



Section	Overall	1200m	1000m	800m	600m	400m	200m						
Section Times	1:20.82 [1] (0:13.90)	1:06.92 [8] (0:10.57)	0:56.35 [4] (0:11.32)	0:45.03 [7] (0:10.91)	0:34.12 [5] (0:10.92)	0:23.20 [5] (0:11.08)	0:12.12 [2] (0:12.12)						
Average Speed [km/h]	52.1	67.1	65.0	66.4	66.0	64.7	59.7						
Top Speed [km/h]	66.4	71.9	67.7	66.9	67.0	83.9	71.5						
Avg. Dist. to Rail [m]	5.7	3.2	1.8	0.8	0.6	4.1	4.9						
Avg. Stride Freq. [Hz]	2.2	2.4	2.4	2.3	2.4	2.3	2.3						
Avg. Stride Length [m]	6.6	7.8	7.7	7.9	7.8	8.5	7.3						



[ ] Ranking at each section and finish  
-.-.- No data available at this section  
NA No data available





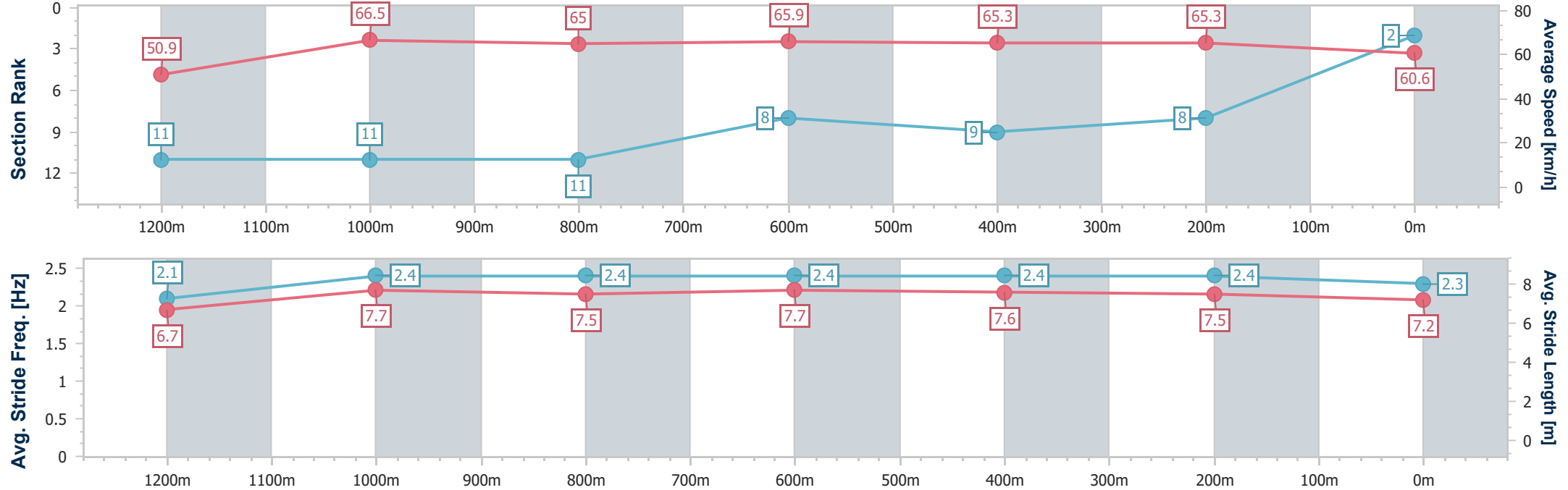
Horse/Jockey Name	Warby
Final Rank	2
Fastest Section Time (Section)	0:10.85 (1200m)
Top Speed [km/h] (Section)	67.5 (1200m)
Race State	Finished



Eagle FarmProfessional  
Race 9: XXXX OPEN Handicap - 1400m  
08 November 2025 - 16:42  
Track Rating: Firm 2, Weather: Fine, Rail Position: +3m Entire Course



Section	Overall	1200m	1000m	800m	600m	400m	200m						
Section Times	1:20.87 [2] (0:14.17)	1:06.70 [11] (0:10.85)	0:55.85 [11] (0:11.11)	0:44.74 [11] (0:10.86)	0:33.88 [8] (0:10.97)	0:22.91 [9] (0:11.04)	0:11.87 [8] (0:11.87)						
Average Speed [km/h]	50.9	66.5	65.0	65.9	65.3	65.3	60.6						
Top Speed [km/h]	65.7	67.5	66.7	67.2	66.8	66.2	63.9						
Avg. Dist. to Rail [m]	1.9	1.5	0.5	1.1	0.9	4.2	6.8						
Avg. Stride Freq. [Hz]	2.1	2.4	2.4	2.4	2.4	2.4	2.3						
Avg. Stride Length [m]	6.7	7.7	7.5	7.7	7.6	7.5	7.2						



[ ] Ranking at each section and finish  
-.-.- No data available at this section  
NA No data available



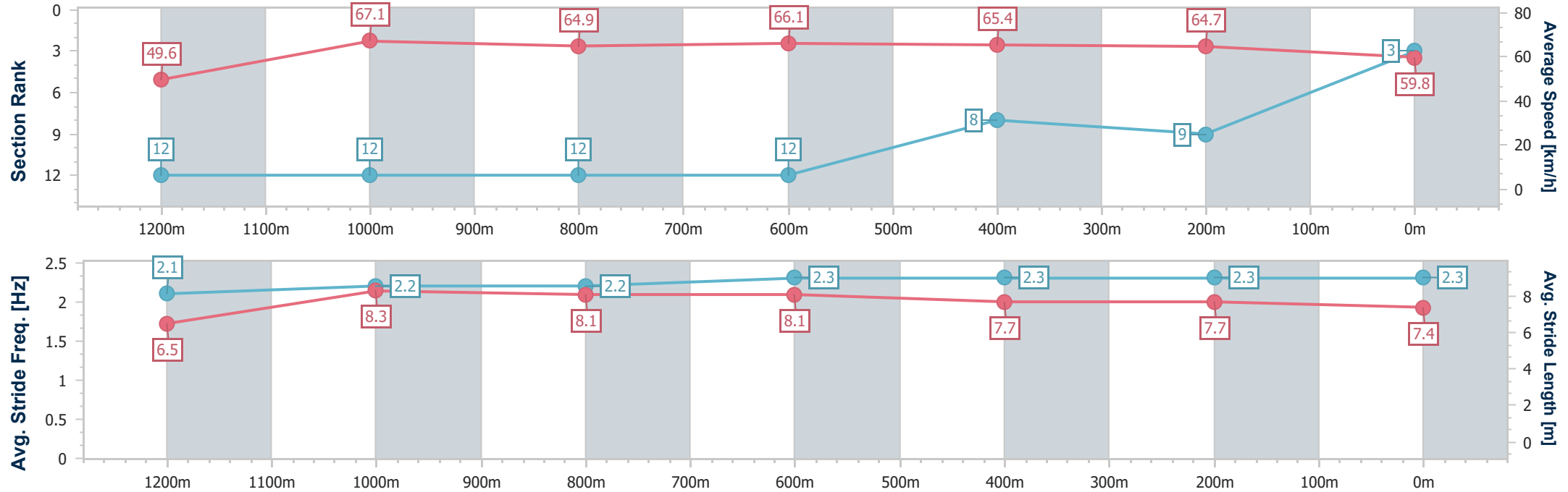
Horse/Jockey Name	Viminele
Final Rank	3
Fastest Section Time (Section)	0:10.76 (1200m)
Top Speed [km/h] (Section)	68.0 (1200m)
Race State	Finished



Eagle FarmProfessional  
Race 9: XXXX OPEN Handicap - 1400m  
08 November 2025 - 16:42  
Track Rating: Firm 2, Weather: Fine, Rail Position: +3m Entire Course



Section	Overall	1200m	1000m	800m	600m	400m	200m						
Section Times	1:21.10 [3] (0:14.46)	1:06.64 [12] (0:10.76)	0:55.88 [12] (0:11.04)	0:44.84 [12] (0:10.83)	0:34.01 [12] (0:10.84)	0:23.17 [8] (0:11.15)	0:12.02 [9] (0:12.02)						
Average Speed [km/h]	49.6	67.1	64.9	66.1	65.4	64.7	59.8						
Top Speed [km/h]	66.4	68.0	66.4	66.9	66.4	66.1	63.1						
Avg. Dist. to Rail [m]	3.4	0.9	1.0	2.5	2.2	0.5	0.5						
Avg. Stride Freq. [Hz]	2.1	2.2	2.2	2.3	2.3	2.3	2.3						
Avg. Stride Length [m]	6.5	8.3	8.1	8.1	7.7	7.7	7.4						



[ ] Ranking at each section and finish  
-.-.- No data available at this section  
NA No data available



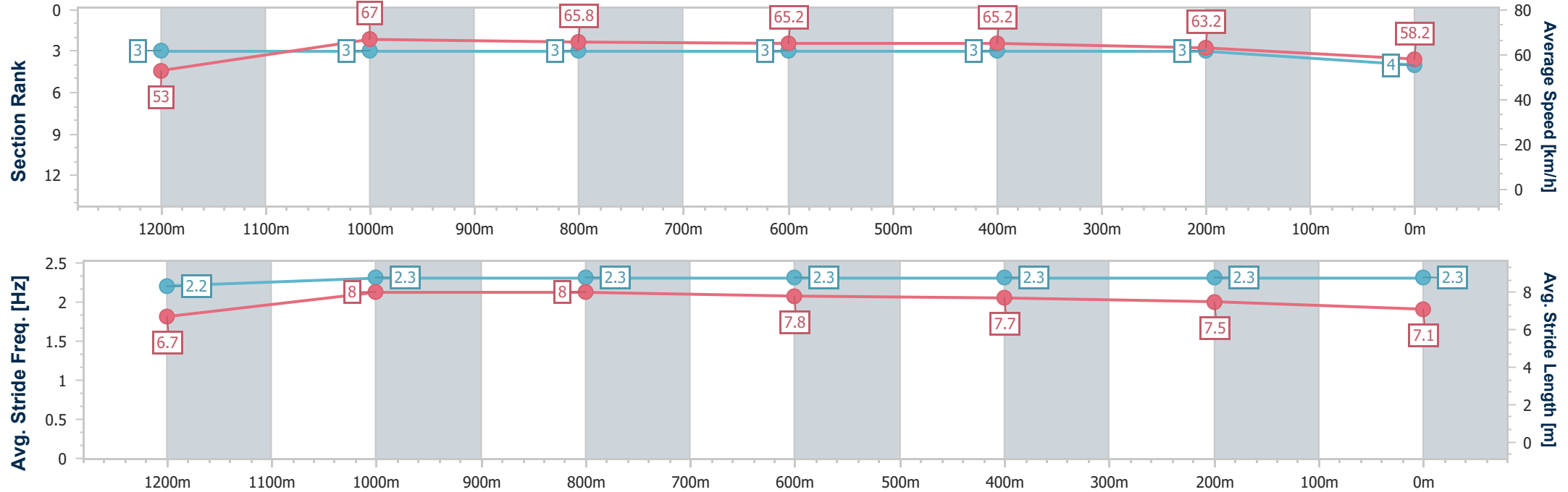
Horse/Jockey Name	Pocket Full
Final Rank	4
Fastest Section Time (Section)	0:10.79 (1200m)
Top Speed [km/h] (Section)	67.0 (1200m)
Race State	Finished



Eagle FarmProfessional  
Race 9: XXXX OPEN Handicap - 1400m  
08 November 2025 - 16:42  
Track Rating: Firm 2, Weather: Fine, Rail Position: +3m Entire Course



Section	Overall	1200m	1000m	800m	600m	400m	200m						
Section Times	1:21.11 [4] (0:13.61)	1:07.50 [3] (0:10.79)	0:56.71 [3] (0:11.03)	0:45.68 [3] (0:11.03)	0:34.65 [3] (0:10.92)	0:23.73 [3] (0:11.37)	0:12.36 [3] (0:12.36)						
Average Speed [km/h]	53.0	67.0	65.8	65.2	65.2	63.2	58.2						
Top Speed [km/h]	65.8	67.0	66.8	66.3	65.6	64.8	61.3						
Avg. Dist. to Rail [m]	3.2	2.8	1.5	0.6	2.0	0.2	1.8						
Avg. Stride Freq. [Hz]	2.2	2.3	2.3	2.3	2.3	2.3	2.3						
Avg. Stride Length [m]	6.7	8.0	8.0	7.8	7.7	7.5	7.1						



[ ] Ranking at each section and finish  
-.-.- No data available at this section  
NA No data available



Horse/Jockey Name	Miss Joelene
Final Rank	5
Fastest Section Time (Section)	0:10.71 (1200m)
Top Speed [km/h] (Section)	68.1 (600m)
Race State	Finished

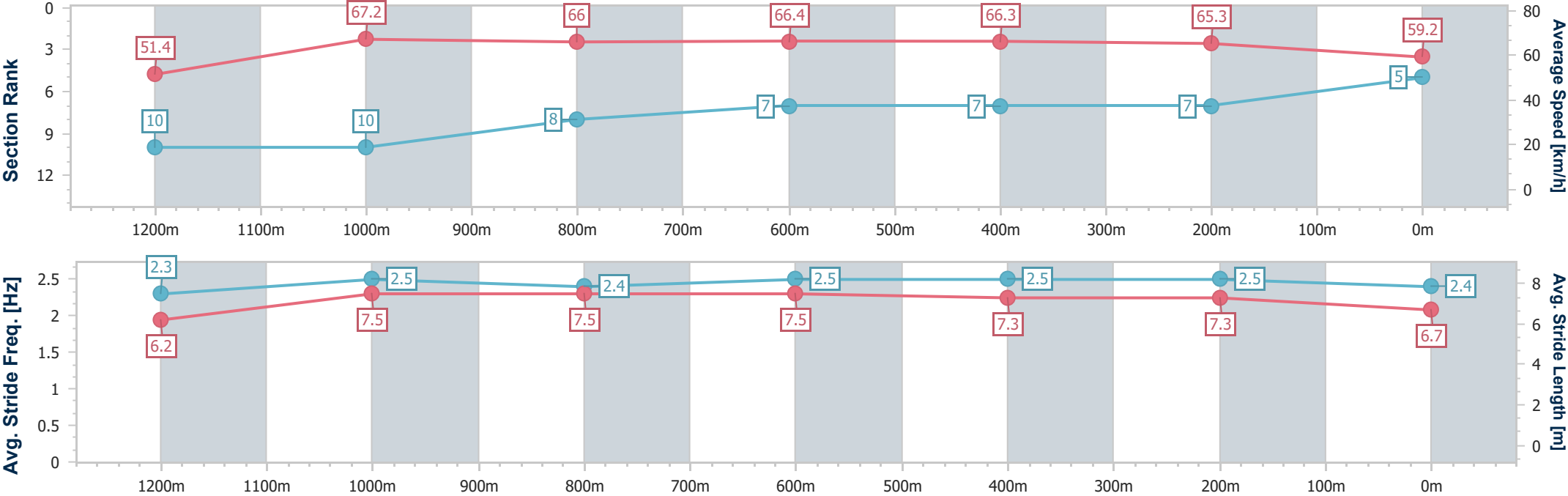


Eagle FarmProfessional  
Race 9: XXXX OPEN Handicap - 1400m  
08 November 2025 - 16:42  
Track Rating: Firm 2, Weather: Fine, Rail Position: +3m Entire Course



BRISBANE  
RACING CLUB

Section	Overall	1200m	1000m	800m	600m	400m	200m						
Section Times	1:21.14 [5] (0:14.09)	1:07.05 [10] (0:10.71)	0:56.34 [10] (0:11.05)	0:45.29 [8] (0:11.05)	0:34.24 [7] (0:11.01)	0:23.23 [7] (0:11.04)	0:12.19 [7] (0:12.19)						
Average Speed [km/h]	51.4	67.2	66.0	66.4	66.3	65.3	59.2						
Top Speed [km/h]	66.8	67.8	67.4	67.4	68.1	67.0	63.8						
Avg. Dist. to Rail [m]	5.9	2.3	2.5	3.8	3.1	6.5	7.9						
Avg. Stride Freq. [Hz]	2.3	2.5	2.4	2.5	2.5	2.5	2.4						
Avg. Stride Length [m]	6.2	7.5	7.5	7.5	7.3	7.3	6.7						





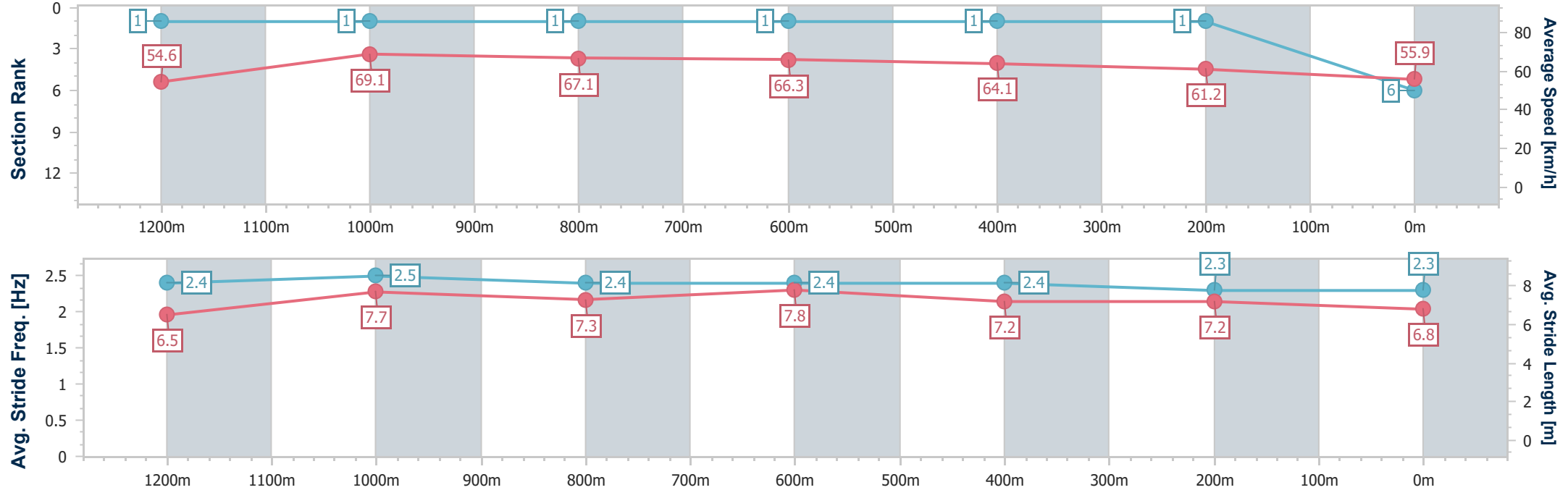
Horse/Jockey Name	He's Heaven
Final Rank	6
Fastest Section Time (Section)	0:10.46 (1200m)
Top Speed [km/h] (Section)	77.8 (800m)
Race State	Finished



Eagle FarmProfessional  
Race 9: XXXX OPEN Handicap - 1400m  
08 November 2025 - 16:42  
Track Rating: Firm 2, Weather: Fine, Rail Position: +3m Entire Course



Section	Overall	1200m	1000m	800m	600m	400m	200m						
Section Times	1:21.37 [6] (0:13.23)	1:08.14 [1] (0:10.46)	0:57.68 [1] (0:10.91)	0:46.77 [1] (0:10.96)	0:35.81 [1] (0:11.21)	0:24.60 [1] (0:11.76)	0:12.84 [1] (0:12.84)						
Average Speed [km/h]	54.6	69.1	67.1	66.3	64.1	61.2	55.9						
Top Speed [km/h]	68.7	69.7	68.5	77.8	65.3	64.4	58.6						
Avg. Dist. to Rail [m]	8.1	2.1	3.4	2.6	1.0	0.4	1.8						
Avg. Stride Freq. [Hz]	2.4	2.5	2.4	2.4	2.4	2.3	2.3						
Avg. Stride Length [m]	6.5	7.7	7.3	7.8	7.2	7.2	6.8						



[ ] Ranking at each section and finish  
-.-.- No data available at this section  
NA No data available



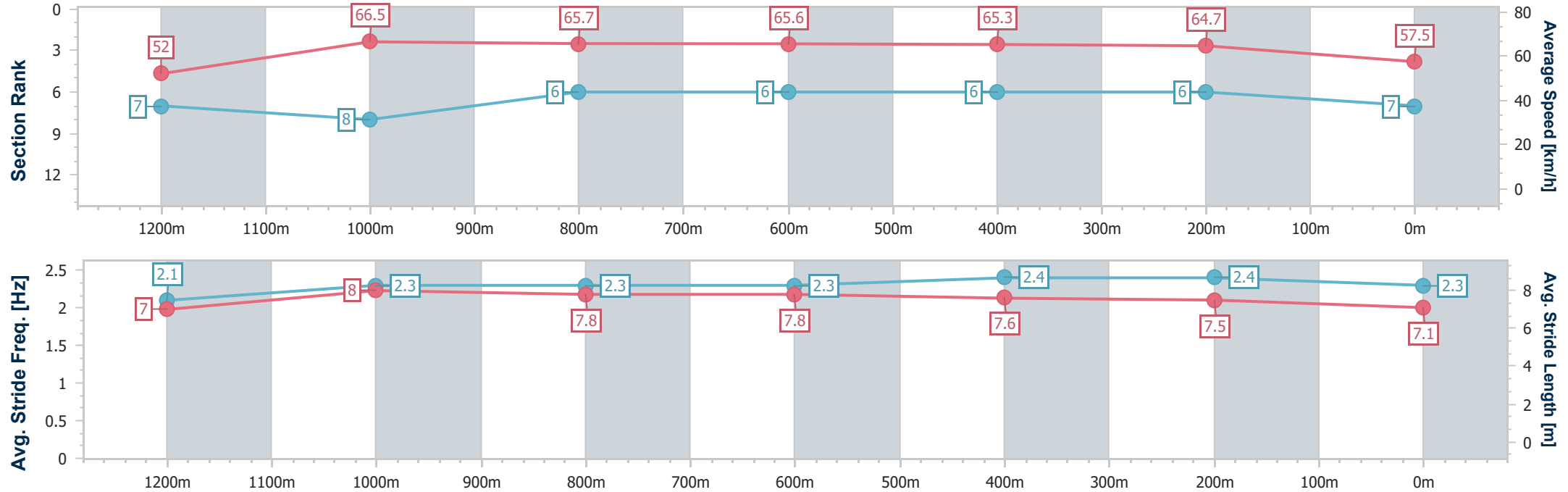
Horse/Jockey Name	The Drover
Final Rank	7
Fastest Section Time (Section)	0:10.82 (1200m)
Top Speed [km/h] (Section)	67.4 (1200m)
Race State	Finished



Eagle Farm Professional  
Race 9: XXXX OPEN Handicap - 1400m  
08 November 2025 - 16:42  
Track Rating: Firm 2, Weather: Fine, Rail Position: +3m Entire Course



Section	Overall	1200m	1000m	800m	600m	400m	200m						
Section Times	1:21.39 [7] (0:13.90)	1:07.49 [7] (0:10.82)	0:56.67 [8] (0:11.04)	0:45.63 [6] (0:10.97)	0:34.66 [6] (0:11.06)	0:23.60 [6] (0:11.11)	0:12.49 [6] (0:12.49)						
Average Speed [km/h]	52.0	66.5	65.7	65.6	65.3	64.7	57.5						
Top Speed [km/h]	66.1	67.4	66.7	67.2	67.0	66.3	62.6						
Avg. Dist. to Rail [m]	2.8	1.3	1.1	0.6	0.5	1.7	1.5						
Avg. Stride Freq. [Hz]	2.1	2.3	2.3	2.3	2.4	2.4	2.3						
Avg. Stride Length [m]	7.0	8.0	7.8	7.8	7.6	7.5	7.1						



[ ] Ranking at each section and finish  
-.-.- No data available at this section  
NA No data available



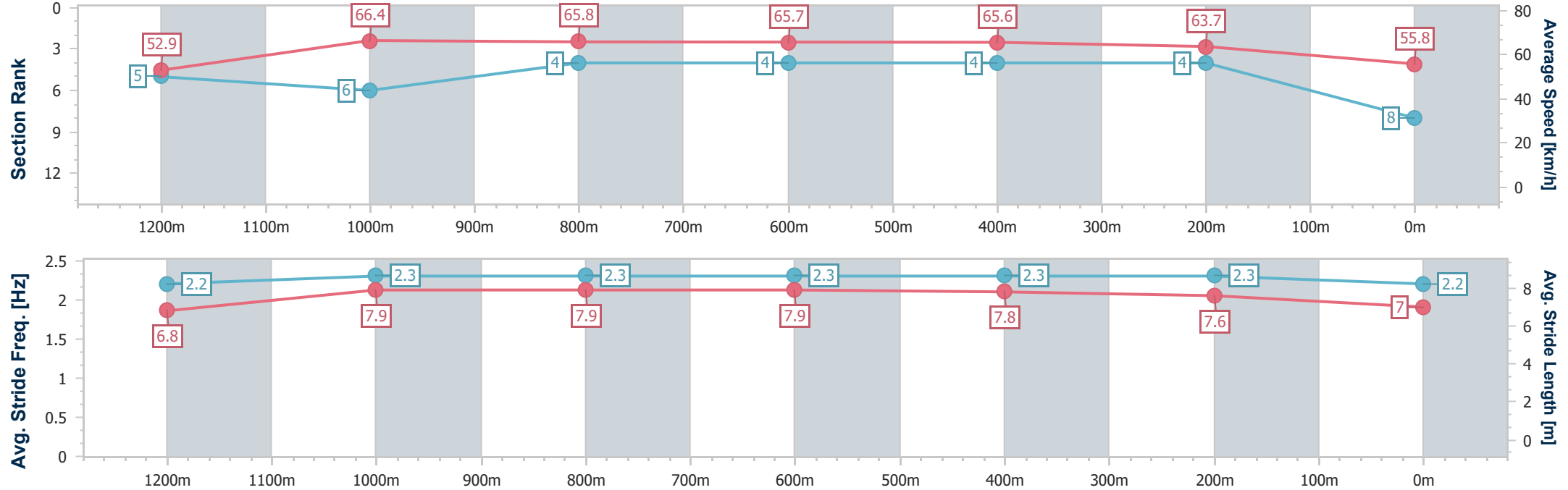
Horse/Jockey Name	Sergeant Major
Final Rank	8
Fastest Section Time (Section)	0:10.86 (1200m)
Top Speed [km/h] (Section)	67.4 (1200m)
Race State	Finished



Eagle FarmProfessional  
Race 9: XXXX OPEN Handicap - 1400m  
08 November 2025 - 16:42  
Track Rating: Firm 2, Weather: Fine, Rail Position: +3m Entire Course



Section	Overall	1200m	1000m	800m	600m	400m	200m						
Section Times	1:21.66 [8] (0:13.69)	1:07.97 [5] (0:10.86)	0:57.11 [6] (0:11.02)	0:46.09 [4] (0:10.93)	0:35.16 [4] (0:10.96)	0:24.20 [4] (0:11.30)	0:12.90 [4] (0:12.90)						
Average Speed [km/h]	52.9	66.4	65.8	65.7	65.6	63.7	55.8						
Top Speed [km/h]	66.3	67.4	66.5	66.1	66.8	65.9	61.1						
Avg. Dist. to Rail [m]	5.1	3.9	1.6	0.8	0.7	3.9	5.0						
Avg. Stride Freq. [Hz]	2.2	2.3	2.3	2.3	2.3	2.3	2.2						
Avg. Stride Length [m]	6.8	7.9	7.9	7.9	7.8	7.6	7.0						





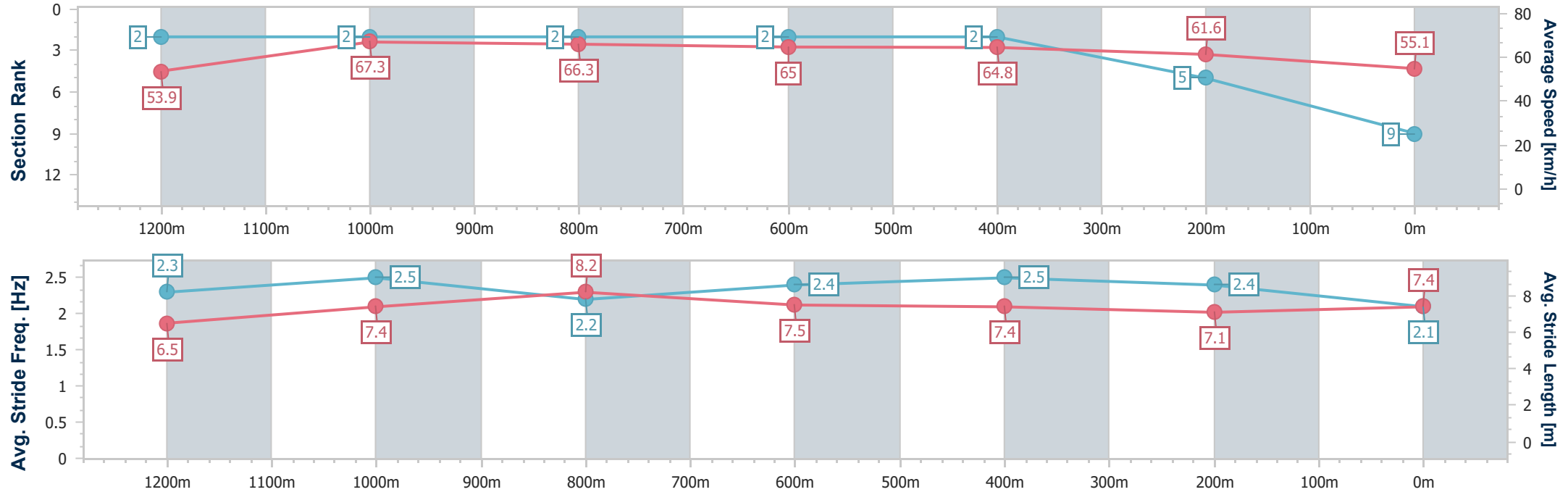
Horse/Jockey Name	Russian Alliance
Final Rank	9
Fastest Section Time (Section)	0:10.70 (1200m)
Top Speed [km/h] (Section)	68.5 (Overall)
Race State	Finished



Eagle FarmProfessional  
Race 9: XXXX OPEN Handicap - 1400m  
08 November 2025 - 16:42  
Track Rating: Firm 2, Weather: Fine, Rail Position: +3m Entire Course



Section	Overall	1200m	1000m	800m	600m	400m	200m						
Section Times	1:21.88 [9] (0:13.40)	1:08.48 [2] (0:10.70)	0:57.78 [2] (0:10.91)	0:46.87 [2] (0:11.02)	0:35.85 [2] (0:11.10)	0:24.75 [2] (0:11.67)	0:13.08 [5] (0:13.08)						
Average Speed [km/h]	53.9	67.3	66.3	65.0	64.8	61.6	55.1						
Top Speed [km/h]	68.5	68.4	66.8	66.6	65.3	64.3	58.9						
Avg. Dist. to Rail [m]	8.6	2.9	1.0	0.6	0.9	2.6	4.1						
Avg. Stride Freq. [Hz]	2.3	2.5	2.2	2.4	2.5	2.4	2.1						
Avg. Stride Length [m]	6.5	7.4	8.2	7.5	7.4	7.1	7.4						







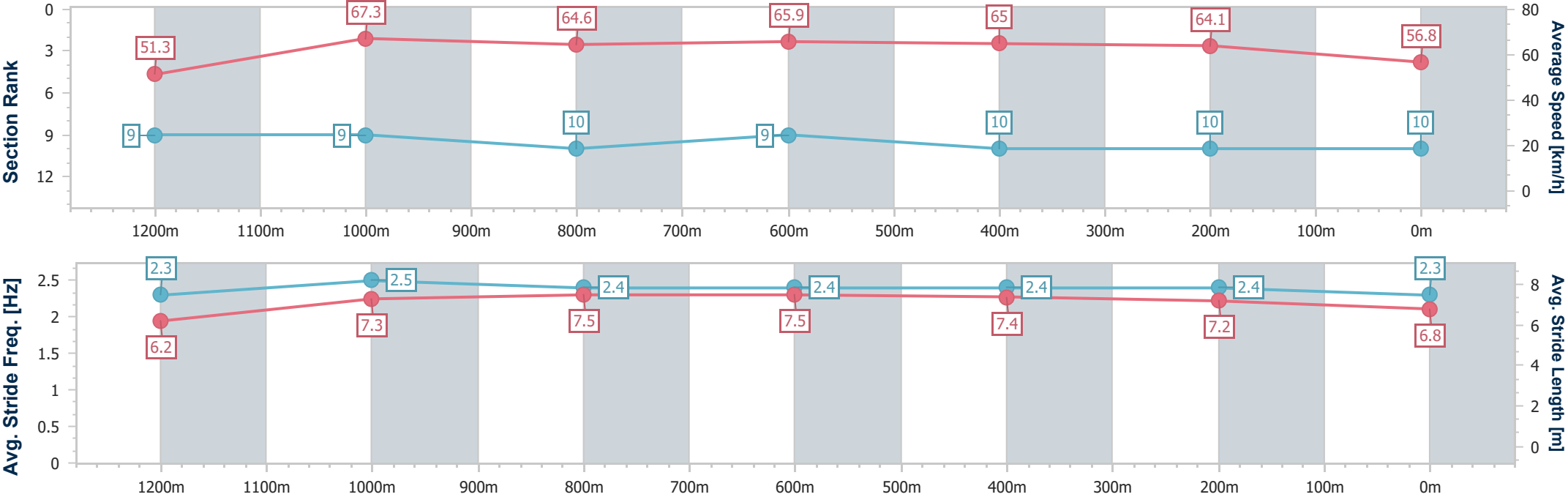
Horse/Jockey Name	Inver Park
Final Rank	10
Fastest Section Time (Section)	0:10.76 (1200m)
Top Speed [km/h] (Section)	67.2 (1200m)
Race State	Finished



Eagle FarmProfessional  
Race 9: XXXX OPEN Handicap - 1400m  
08 November 2025 - 16:42  
Track Rating: Firm 2, Weather: Fine, Rail Position: +3m Entire Course



Section	Overall	1200m	1000m	800m	600m	400m	200m						
Section Times	1:22.03 [10] (0:14.04)	1:07.99 [9] (0:10.76)	0:57.23 [9] (0:11.23)	0:46.00 [10] (0:10.98)	0:35.02 [9] (0:11.09)	0:23.93 [10] (0:11.24)	0:12.69 [10] (0:12.69)						
Average Speed [km/h]	51.3	67.3	64.6	65.9	65.0	64.1	56.8						
Top Speed [km/h]	66.6	67.2	65.3	66.1	65.9	65.8	61.4						
Avg. Dist. to Rail [m]	3.4	2.3	1.8	0.7	1.0	1.3	3.0						
Avg. Stride Freq. [Hz]	2.3	2.5	2.4	2.4	2.4	2.4	2.3						
Avg. Stride Length [m]	6.2	7.3	7.5	7.5	7.4	7.2	6.8						



[ ] Ranking at each section and finish  
-.-.- No data available at this section  
NA No data available



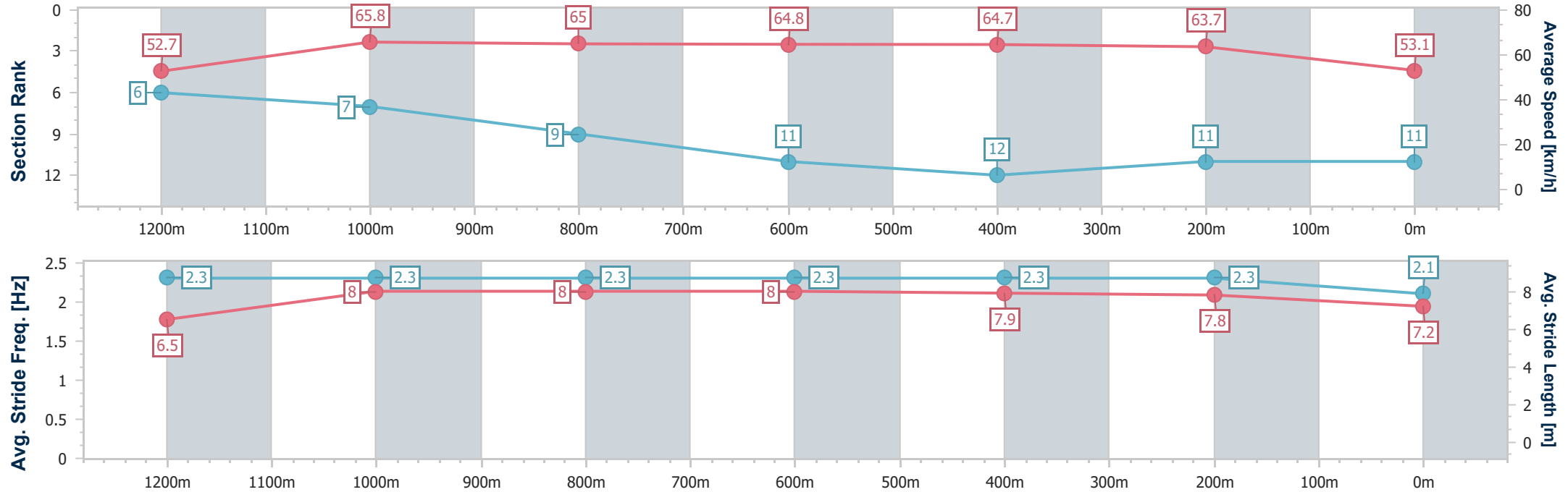
Horse/Jockey Name	Kronenbourg
Final Rank	11
Fastest Section Time (Section)	0:10.98 (1200m)
Top Speed [km/h] (Section)	66.5 (400m)
Race State	Finished



Eagle FarmProfessional  
Race 9: XXXX OPEN Handicap - 1400m  
08 November 2025 - 16:42  
Track Rating: Firm 2, Weather: Fine, Rail Position: +3m Entire Course



Section	Overall	1200m	1000m	800m	600m	400m	200m						
Section Times	1:23.21 [11] (0:13.69)	1:09.52 [6] (0:10.98)	0:58.54 [7] (0:11.21)	0:47.33 [9] (0:11.20)	0:36.13 [11] (0:11.27)	0:24.86 [12] (0:11.30)	0:13.56 [11] (0:13.56)						
Average Speed [km/h]	52.7	65.8	65.0	64.8	64.7	63.7	53.1						
Top Speed [km/h]	66.3	66.3	65.9	65.4	65.5	66.5	59.9						
Avg. Dist. to Rail [m]	9.5	2.8	2.6	2.0	2.7	5.7	6.8						
Avg. Stride Freq. [Hz]	2.3	2.3	2.3	2.3	2.3	2.3	2.1						
Avg. Stride Length [m]	6.5	8.0	8.0	8.0	7.9	7.8	7.2						



[ ] Ranking at each section and finish  
-.-.- No data available at this section  
NA No data available



Horse/Jockey Name	Navyonthehighway
Final Rank	12
Fastest Section Time (Section)	0:10.80 (1200m)
Top Speed [km/h] (Section)	68.3 (1200m)
Race State	Finished

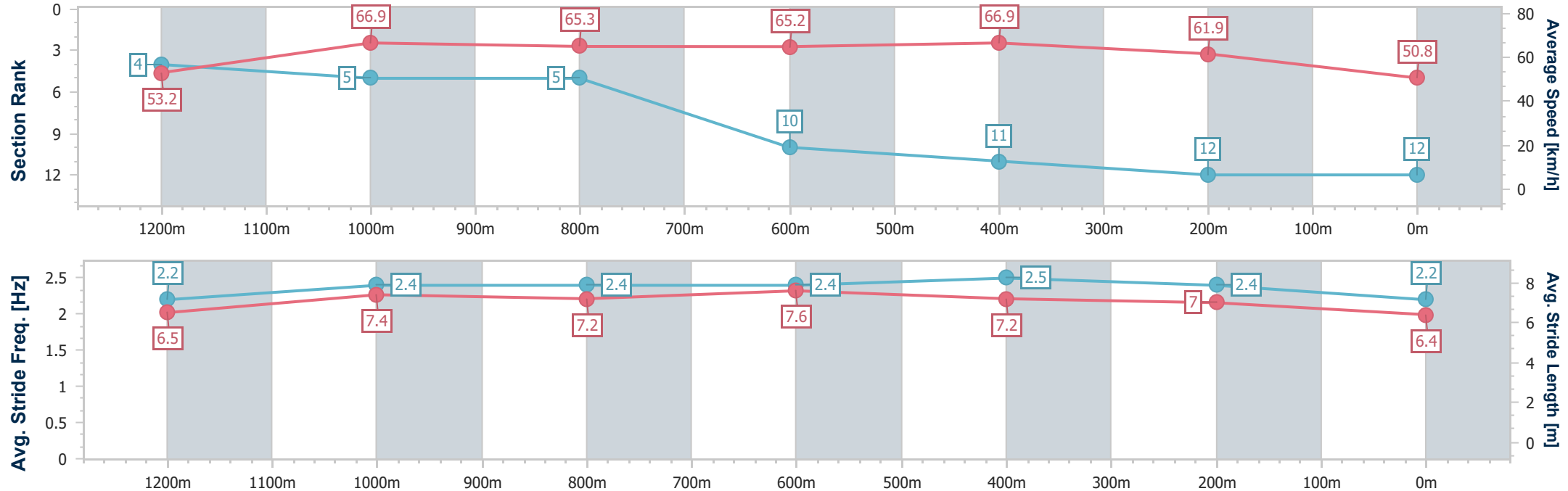


Eagle FarmProfessional  
Race 9: XXXX OPEN Handicap - 1400m  
08 November 2025 - 16:42  
Track Rating: Firm 2, Weather: Fine, Rail Position: +3m Entire Course



BRISBANE  
RACING CLUB

Section	Overall	1200m	1000m	800m	600m	400m	200m						
Section Times	1:23.98 [12] (0:13.67)	1:10.31 [4] (0:10.80)	0:59.51 [5] (0:11.24)	0:48.27 [5] (0:11.33)	0:36.94 [10] (0:11.13)	0:25.81 [11] (0:11.62)	0:14.19 [12] (0:14.19)						
Average Speed [km/h]	53.2	66.9	65.3	65.2	66.9	61.9	50.8						
Top Speed [km/h]	66.3	68.3	66.3	67.1	67.6	65.5	58.1						
Avg. Dist. to Rail [m]	11.7	3.9	4.4	5.9	6.4	10.7	9.7						
Avg. Stride Freq. [Hz]	2.2	2.4	2.4	2.4	2.5	2.4	2.2						
Avg. Stride Length [m]	6.5	7.4	7.2	7.6	7.2	7.0	6.4						





Eagle Farm Professional  
Race 10: LADBROKES POPULAR SRM BENCHMARK 85 Handicap -  
1200m

08 November 2025 - 17:20



BRISBANE  
RACING CLUB

Track Rating: Firm 2, Weather: Fine, Rail Position: +3m Entire Course

Section		Overall				1000m	800m	600m	400m	200m	Last 600m		
Field Times		1:08.93				0:55.70	0:44.75	0:33.74	0:22.68	0:11.75	0:33.74		
		(0:13.23)				(0:10.95)	(0:11.01)	(0:11.06)	(0:10.93)	(0:11.75)			
Rank	TAB	Horse/Jockey	Barrier	Top Speed [km/h]	Fastest Section						Margin	Distance Travelled [m]	
1	2	BOOMTOWN BOSS	6	69.5	0:10.65	1:08.93 [1]	0:55.31 [6]	0:44.26 [5]	0:33.37 [5]	0:22.40 [6]	0:11.75 [1]	1:08.93	0:33.37
		Ryan Maloney		400m	400m	(0:13.62)	(0:11.05)	(0:10.89)	(0:10.97)	(0:10.65)	(0:11.75)		
2	1	EPIC PROPORTIONS	1	67.4	0:10.92	1:09.16 [2]	0:55.90 [2]	0:44.86 [3]	0:33.94 [3]	0:22.85 [3]	0:11.93 [2]	1.36L	0:33.94 -5
		Tahlia Fenlon		400m	800m	(0:13.26)	(0:11.04)	(0:10.92)	(0:11.09)	(0:10.92)	(0:11.93)		
3	13	EN POINTE	2	68.0	0:10.95	1:09.18 [3]	0:55.95 [1]	0:45.00 [1]	0:33.97 [2]	0:22.90 [2]	0:11.91 [3]	1.44L	0:33.97 -3
		Angela Jones		1000m	1000m	(0:13.23)	(0:10.95)	(0:11.03)	(0:11.07)	(0:10.99)	(0:11.91)		
4	14	NAVAL TRADER	5	67.8	0:10.73	1:09.18 [4]	0:55.27 [7]	0:44.34 [6]	0:33.61 [6]	0:22.74 [5]	0:11.74 [4]	1.47L	0:33.61 -3
		Ben Thompson		800m	800m	(0:13.91)	(0:10.93)	(0:10.73)	(0:10.87)	(0:11.00)	(0:11.74)		
5	5	OUR MAGNUS	8	67.8	0:10.80	1:09.35 [5]	0:55.73 [5]	0:44.45 [7]	0:33.40 [7]	0:22.45 [8]	0:11.65 [8]	2.48L	0:33.40 +5
		Jai Williams		600m	400m	(0:13.62)	(0:11.28)	(0:11.05)	(0:10.95)	(0:10.80)	(0:11.65)		
6	3	SAFEWORK	12	67.7	0:10.80	1:09.51 [6]	0:55.55 [8]	0:44.39 [8]	0:33.55 [8]	0:22.75 [7]	0:11.93 [7]	3.38L	0:33.55 -4
		Jasper Franklin		400m	600m	(0:13.96)	(0:11.16)	(0:10.84)	(0:10.80)	(0:10.82)	(0:11.93)		
7	10	GANBARE	9	67.0	0:10.93	1:09.69 [7]	0:56.22 [4]	0:45.28 [4]	0:34.35 [4]	0:23.28 [4]	0:12.13 [6]	4.45L	0:34.35 +1
		Les Tilley		1000m	800m	(0:13.47)	(0:10.94)	(0:10.93)	(0:11.07)	(0:11.15)	(0:12.13)		
8	11	MAXIMUM VORTEX	10	69.9	0:10.79	1:09.80 [8]	0:56.38 [3]	0:45.59 [2]	0:34.61 [1]	0:23.55 [1]	0:12.26 [5]	5.1L	0:34.61 +2
		Damien Thornton		1000m	1000m	(0:13.42)	(0:10.79)	(0:10.98)	(0:11.06)	(0:11.29)	(0:12.26)		

Scratched: Dirty Dancing (#17), Pocket Full (#4), Ser Joh (#15), Town Crier (#7), Caspernova (#9), Cosmo Centaurus (#18), Hidden Melody (#16), Street Chase (#6), Bews (#12), Band Of Brothers (#8)



Horse/Jockey Name	Boomtown Boss
Final Rank	1
Fastest Section Time (Section)	0:10.65 (400m)
Top Speed [km/h] (Section)	69.5 (400m)
Race State	Finished

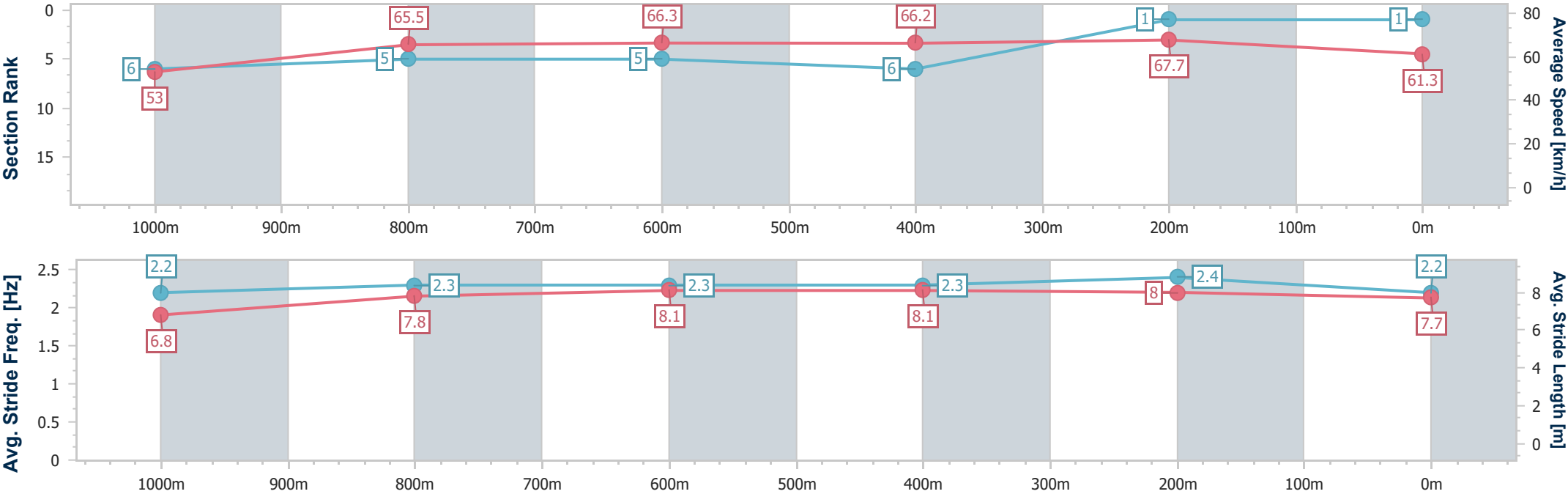


Eagle FarmProfessional  
Race 10: LADBROKES POPULAR SRM BENCHMARK 85  
Handicap - 1200m  
08 November 2025 - 17:20  
Track Rating: Firm 2, Weather: Fine, Rail Position: +3m Entire Course



BRISBANE  
RACING CLUB

Section	Overall	1000m	800m	600m	400m	200m							
Section Times	1:08.93 [1] (0:13.62)	0:55.31 [6] (0:11.05)	0:44.26 [5] (0:10.89)	0:33.37 [5] (0:10.97)	0:22.40 [6] (0:10.65)	0:11.75 [1] (0:11.75)							
Average Speed [km/h]	53.0	65.5	66.3	66.2	67.7	61.3							
Top Speed [km/h]	66.8	66.8	67.8	68.1	69.5	65.9							
Avg. Dist. to Rail [m]	2.3	0.9	0.7	2.4	5.7	3.2							
Avg. Stride Freq. [Hz]	2.2	2.3	2.3	2.3	2.4	2.2							
Avg. Stride Length [m]	6.8	7.8	8.1	8.1	8.0	7.7							





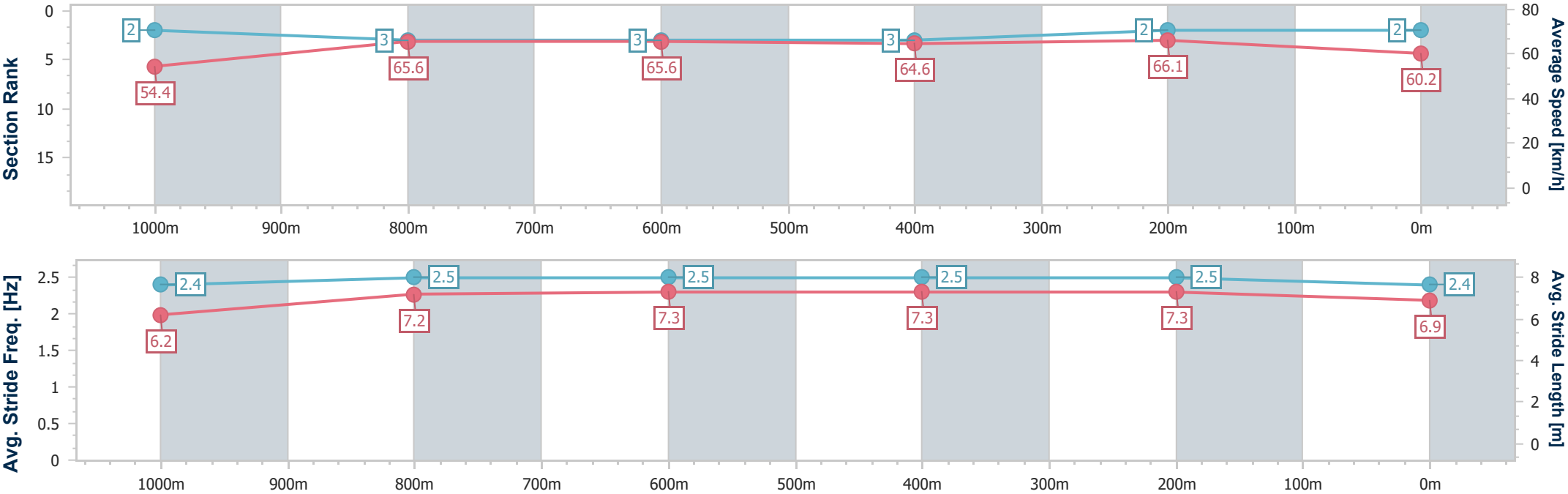
Horse/Jockey Name	Epic Proportions
Final Rank	2
Fastest Section Time (Section)	0:10.92 (800m)
Top Speed [km/h] (Section)	67.4 (400m)
Race State	Finished



Eagle FarmProfessional  
Race 10: LADBROKES POPULAR SRM BENCHMARK 85  
Handicap - 1200m  
08 November 2025 - 17:20  
Track Rating: Firm 2, Weather: Fine, Rail Position: +3m Entire Course



Section	Overall	1000m	800m	600m	400m	200m								
Section Times	1:09.16 [2] (0:13.26)	0:55.90 [2] (0:11.04)	0:44.86 [3] (0:10.92)	0:33.94 [3] (0:11.09)	0:22.85 [3] (0:10.92)	0:11.93 [2] (0:11.93)								
Average Speed [km/h]	54.4	65.6	65.6	64.6	66.1	60.2								
Top Speed [km/h]	66.8	66.3	66.2	65.5	67.4	63.6								
Avg. Dist. to Rail [m]	1.2	0.8	0.6	1.0	0.4	0.8								
Avg. Stride Freq. [Hz]	2.4	2.5	2.5	2.5	2.5	2.4								
Avg. Stride Length [m]	6.2	7.2	7.3	7.3	7.3	6.9								





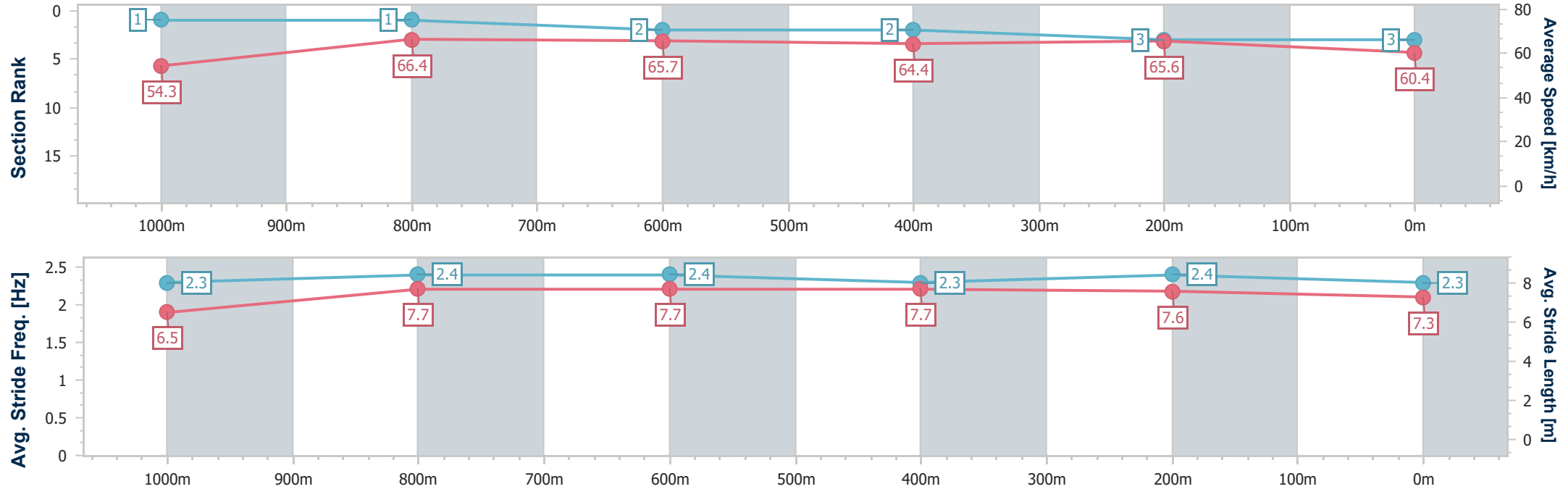
Horse/Jockey Name	En Pointe
Final Rank	3
Fastest Section Time (Section)	0:10.95 (1000m)
Top Speed [km/h] (Section)	68.0 (1000m)
Race State	Finished



Eagle FarmProfessional  
Race 10: LADBROKES POPULAR SRM BENCHMARK 85  
Handicap - 1200m  
08 November 2025 - 17:20  
Track Rating: Firm 2, Weather: Fine, Rail Position: +3m Entire Course



Section	Overall	1000m	800m	600m	400m	200m							
Section Times	1:09.18 [3] (0:13.23)	0:55.95 [1] (0:10.95)	0:45.00 [1] (0:11.03)	0:33.97 [2] (0:11.07)	0:22.90 [2] (0:10.99)	0:11.91 [3] (0:11.91)							
Average Speed [km/h]	54.3	66.4	65.7	64.4	65.6	60.4							
Top Speed [km/h]	68.0	68.0	67.7	66.7	67.0	63.9							
Avg. Dist. to Rail [m]	1.1	2.2	0.9	1.6	0.5	2.2							
Avg. Stride Freq. [Hz]	2.3	2.4	2.4	2.3	2.4	2.3							
Avg. Stride Length [m]	6.5	7.7	7.7	7.7	7.6	7.3							



[ ] Ranking at each section and finish  
- - - - No data available at this section  
NA No data available



Horse/Jockey Name	Naval Trader
Final Rank	4
Fastest Section Time (Section)	0:10.73 (800m)
Top Speed [km/h] (Section)	67.8 (800m)
Race State	Finished

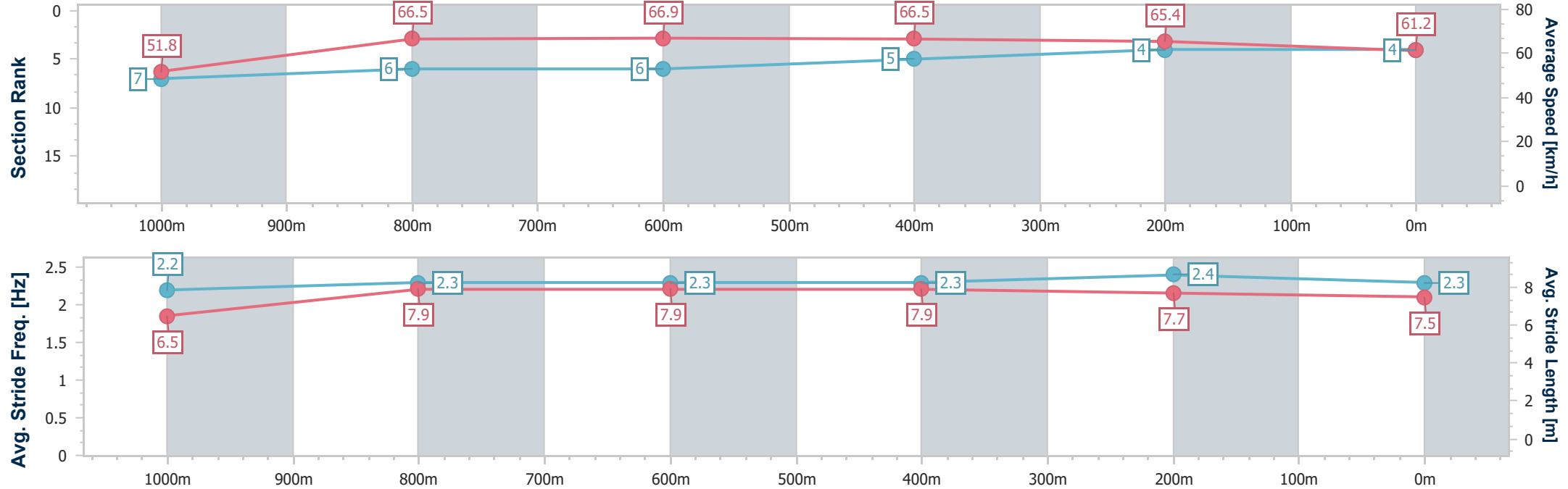


Eagle FarmProfessional  
Race 10: LADBROKES POPULAR SRM BENCHMARK 85  
Handicap - 1200m  
08 November 2025 - 17:20  
Track Rating: Firm 2, Weather: Fine, Rail Position: +3m Entire Course



BRISBANE  
RACING CLUB

Section	Overall	1000m	800m	600m	400m	200m							
Section Times	1:09.18 [4] (0:13.91)	0:55.27 [7] (0:10.93)	0:44.34 [6] (0:10.73)	0:33.61 [6] (0:10.87)	0:22.74 [5] (0:11.00)	0:11.74 [4] (0:11.74)							
Average Speed [km/h]	51.8	66.5	66.9	66.5	65.4	61.2							
Top Speed [km/h]	66.1	67.0	67.8	66.8	67.3	63.9							
Avg. Dist. to Rail [m]	2.0	1.4	0.3	0.5	1.9	3.5							
Avg. Stride Freq. [Hz]	2.2	2.3	2.3	2.3	2.4	2.3							
Avg. Stride Length [m]	6.5	7.9	7.9	7.9	7.7	7.5							



[ ] Ranking at each section and finish  
-.-.- No data available at this section  
NA No data available





Horse/Jockey Name	Our Magnus
Final Rank	5
Fastest Section Time (Section)	0:10.80 (400m)
Top Speed [km/h] (Section)	67.8 (600m)
Race State	Finished

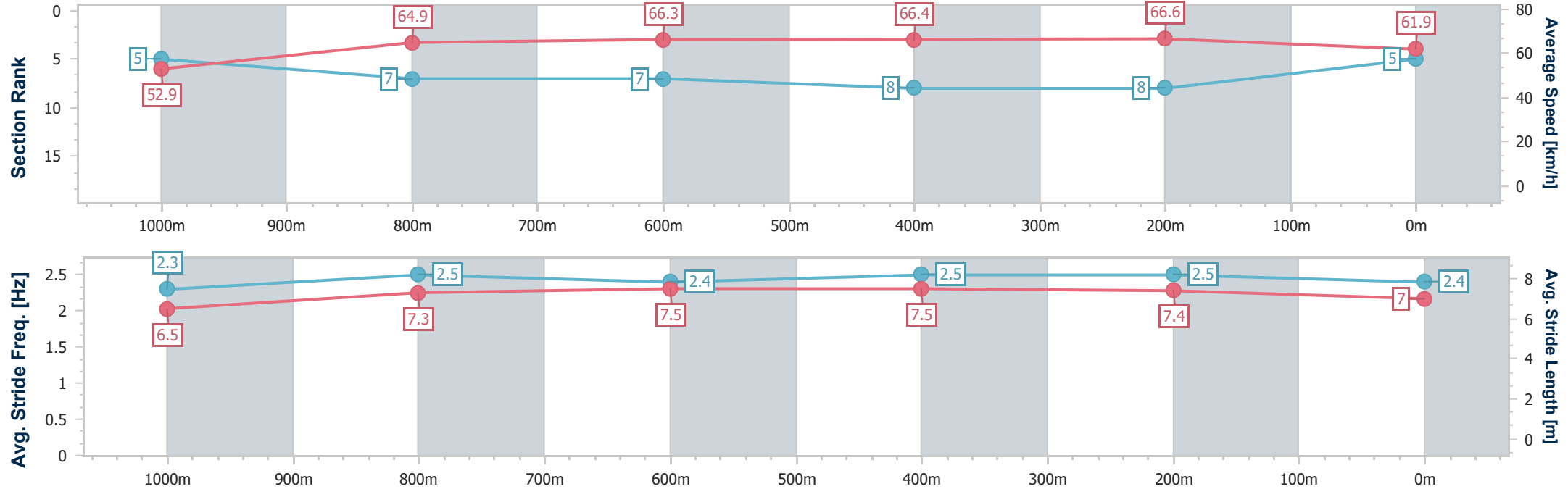


Eagle FarmProfessional  
Race 10: LADBROKES POPULAR SRM BENCHMARK 85  
Handicap - 1200m  
08 November 2025 - 17:20  
Track Rating: Firm 2, Weather: Fine, Rail Position: +3m Entire Course



BRISBANE  
RACING CLUB

Section	Overall	1000m	800m	600m	400m	200m								
Section Times	1:09.35 [5] (0:13.62)	0:55.73 [5] (0:11.28)	0:44.45 [7] (0:11.05)	0:33.40 [7] (0:10.95)	0:22.45 [8] (0:10.80)	0:11.65 [8] (0:11.65)								
Average Speed [km/h]	52.9	64.9	66.3	66.4	66.6	61.9								
Top Speed [km/h]	65.7	66.2	67.3	67.8	67.7	64.9								
Avg. Dist. to Rail [m]	3.8	3.3	3.1	2.2	4.9	6.9								
Avg. Stride Freq. [Hz]	2.3	2.5	2.4	2.5	2.5	2.4								
Avg. Stride Length [m]	6.5	7.3	7.5	7.5	7.4	7.0								





Horse/Jockey Name	Safework
Final Rank	6
Fastest Section Time (Section)	0:10.80 (600m)
Top Speed [km/h] (Section)	67.7 (400m)
Race State	Finished

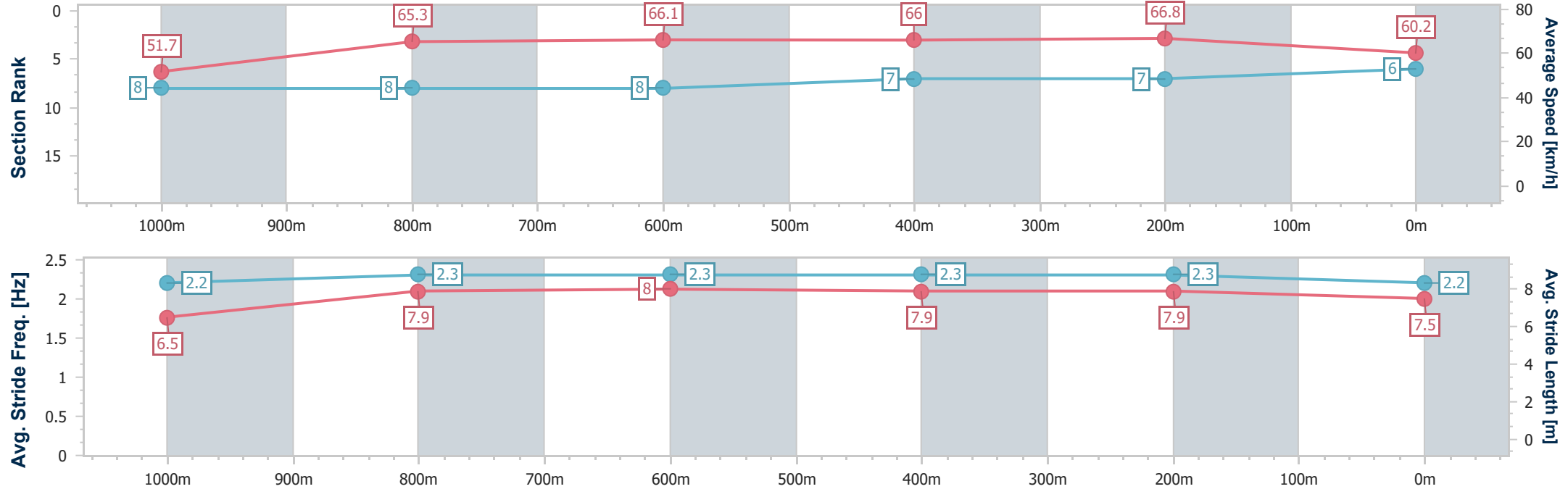


Eagle FarmProfessional  
Race 10: LADBROKES POPULAR SRM BENCHMARK 85  
Handicap - 1200m  
08 November 2025 - 17:20  
Track Rating: Firm 2, Weather: Fine, Rail Position: +3m Entire Course



BRISBANE  
RACING CLUB

Section	Overall	1000m	800m	600m	400m	200m								
Section Times	1:09.51 [6] (0:13.96)	0:55.55 [8] (0:11.16)	0:44.39 [8] (0:10.84)	0:33.55 [8] (0:10.80)	0:22.75 [7] (0:10.82)	0:11.93 [7] (0:11.93)								
Average Speed [km/h]	51.7	65.3	66.1	66.0	66.8	60.2								
Top Speed [km/h]	65.2	66.0	66.8	66.7	67.7	64.6								
Avg. Dist. to Rail [m]	6.3	1.9	0.8	1.5	1.5	0.9								
Avg. Stride Freq. [Hz]	2.2	2.3	2.3	2.3	2.3	2.2								
Avg. Stride Length [m]	6.5	7.9	8.0	7.9	7.9	7.5								



- [ ] Ranking at each section and finish
- .-.- No data available at this section
- NA No data available



Horse/Jockey Name	Ganbare
Final Rank	7
Fastest Section Time (Section)	0:10.93 (800m)
Top Speed [km/h] (Section)	67.0 (1000m)
Race State	Finished

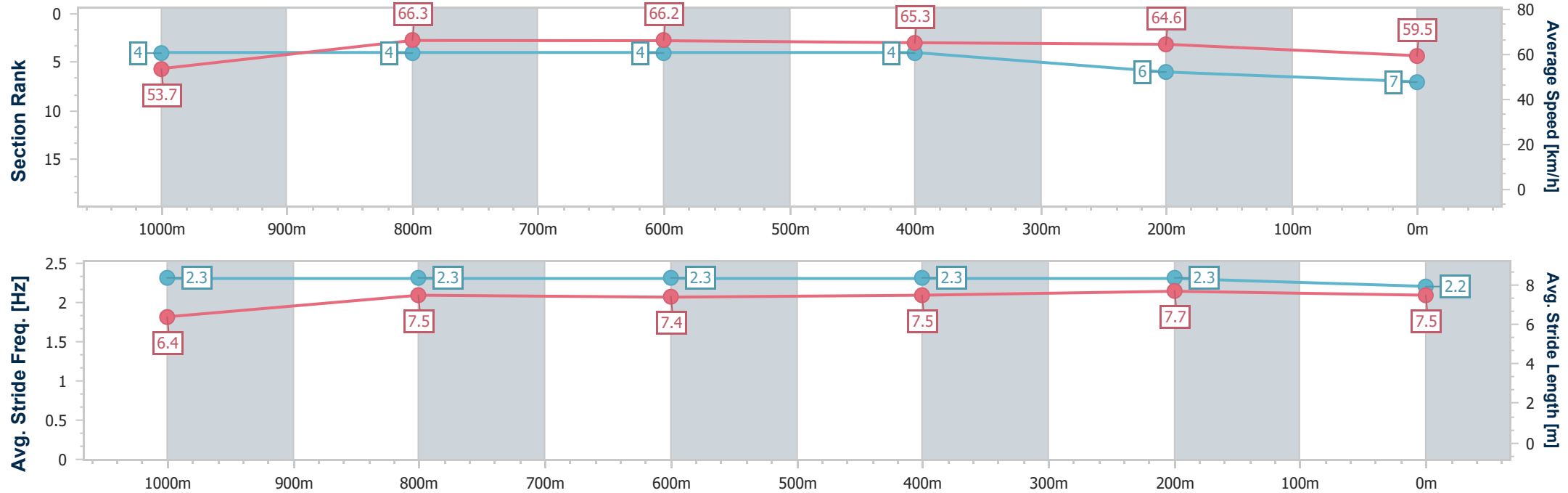


Eagle FarmProfessional  
Race 10: LADBROKES POPULAR SRM BENCHMARK 85  
Handicap - 1200m  
08 November 2025 - 17:20  
Track Rating: Firm 2, Weather: Fine, Rail Position: +3m Entire Course



BRISBANE  
RACING CLUB

Section	Overall	1000m	800m	600m	400m	200m							
Section Times	1:09.69 [7] (0:13.47)	0:56.22 [4] (0:10.94)	0:45.28 [4] (0:10.93)	0:34.35 [4] (0:11.07)	0:23.28 [4] (0:11.15)	0:12.13 [6] (0:12.13)							
Average Speed [km/h]	53.7	66.3	66.2	65.3	64.6	59.5							
Top Speed [km/h]	66.1	67.0	66.8	65.9	65.9	62.7							
Avg. Dist. to Rail [m]	4.6	1.4	0.7	1.6	4.0	5.3							
Avg. Stride Freq. [Hz]	2.3	2.3	2.3	2.3	2.3	2.2							
Avg. Stride Length [m]	6.4	7.5	7.4	7.5	7.7	7.5							





Horse/Jockey Name	Maximum Vortex
Final Rank	8
Fastest Section Time (Section)	0:10.79 (1000m)
Top Speed [km/h] (Section)	69.9 (1000m)
Race State	Finished



Eagle FarmProfessional  
Race 10: LADBROKES POPULAR SRM BENCHMARK 85  
Handicap - 1200m  
08 November 2025 - 17:20  
Track Rating: Firm 2, Weather: Fine, Rail Position: +3m Entire Course



BRISBANE  
RACING CLUB

Section	Overall	1000m	800m	600m	400m	200m							
Section Times	1:09.80 [8] (0:13.42)	0:56.38 [3] (0:10.79)	0:45.59 [2] (0:10.98)	0:34.61 [1] (0:11.06)	0:23.55 [1] (0:11.29)	0:12.26 [5] (0:12.26)							
Average Speed [km/h]	53.8	67.3	66.1	65.7	63.8	58.7							
Top Speed [km/h]	67.1	69.9	66.7	66.4	66.5	62.3							
Avg. Dist. to Rail [m]	6.1	2.4	1.7	1.3	2.6	4.1							
Avg. Stride Freq. [Hz]	2.3	2.4	2.4	2.4	2.4	2.3							
Avg. Stride Length [m]	6.5	7.6	7.7	7.6	7.3	7.0							

