



## Eagle Farm Professional

### Race 1: GALLOPERS SPORTS CLUB Class 1 Plate - 1000m

12 November 2025 - 14:18



BRISBANE  
RACING CLUB

Track Rating: Good 4, Weather: Fine, Rail Position: +9m Entire Course.

Section						Overall	800m	600m	400m	200m	Last 600m		
Field Times						0:57.53 (0:13.63)	0:43.90 (0:11.04)	0:32.86 (0:11.07)	0:21.79 (0:10.73)	0:11.06 (0:11.06)	0:32.86		
Rank	TAB	Horse/Jockey	Barrier	Top Speed [km/h]	Fastest Section						Margin		
1	5	OOHLALOUVRE	7	69.3	0:10.22	0:57.53 [1]	0:43.22 [7]	0:32.10 [7]	0:21.16 [7]	0:10.94 [3]	0:57.53	0:32.10	
		Damien Thornton		200m	400m	(0:14.31)	(0:11.12)	(0:10.94)	(0:10.22)	(0:10.94)			
2	2	THE POOL BOY	5	68.2	0:10.73	0:57.78 [2]	0:44.15 [1]	0:33.11 [1]	0:22.04 [1]	0:11.31 [1]	1.49L	0:33.11	
		Kyle Wilson-Taylor		400m	400m	(0:13.63)	(0:11.04)	(0:11.07)	(0:10.73)	(0:11.31)		-1	
3	4	MEHRETU	4	69.5	0:10.50	0:57.90 [3]	0:43.91 [5]	0:32.79 [5]	0:21.86 [5]	0:11.36 [2]	2.17L	0:32.79	
		Daniel Moor		400m	400m	(0:13.99)	(0:11.12)	(0:10.93)	(0:10.50)	(0:11.36)		+0	
4	3	CEEKAY'S CHOICE	1	67.6	0:10.78	0:57.95 [4]	0:44.04 [4]	0:33.14 [2]	0:22.10 [3]	0:11.32 [5]	2.45L	0:33.14	
		Angela Jones		400m	400m	(0:13.91)	(0:10.90)	(0:11.04)	(0:10.78)	(0:11.32)		-3	
5	1	LANTAU ISLAND	6	68.5	0:10.69	0:57.99 [5]	0:43.78 [6]	0:32.86 [6]	0:21.94 [6]	0:11.25 [6]	2.72L	0:32.86	
		Ryan Maloney		400m	400m	(0:14.21)	(0:10.92)	(0:10.92)	(0:10.69)	(0:11.25)		-2	
6	6	VESPER LYND	2	67.7	0:10.86	0:58.17 [6]	0:44.48 [2]	0:33.36 [3]	0:22.40 [2]	0:11.54 [4]	3.74L	0:33.36	
		Corey Sutherland		400m	400m	(0:13.69)	(0:11.12)	(0:10.96)	(0:10.86)	(0:11.54)		-3	
7	7	AMOSU	3	68.4	0:10.84	0:58.68 [7]	0:44.89 [3]	0:33.79 [4]	0:22.68 [4]	0:11.84 [7]	6.77L	0:33.79	
		Ben Thompson		400m	400m	(0:13.79)	(0:11.10)	(0:11.11)	(0:10.84)	(0:11.84)		+2	



Horse/Jockey Name	Oohlalouvre
Final Rank	1
Fastest Section Time (Section)	0:10.22 (400m)
Top Speed [km/h] (Section)	69.3 (200m)
Race State	Finished

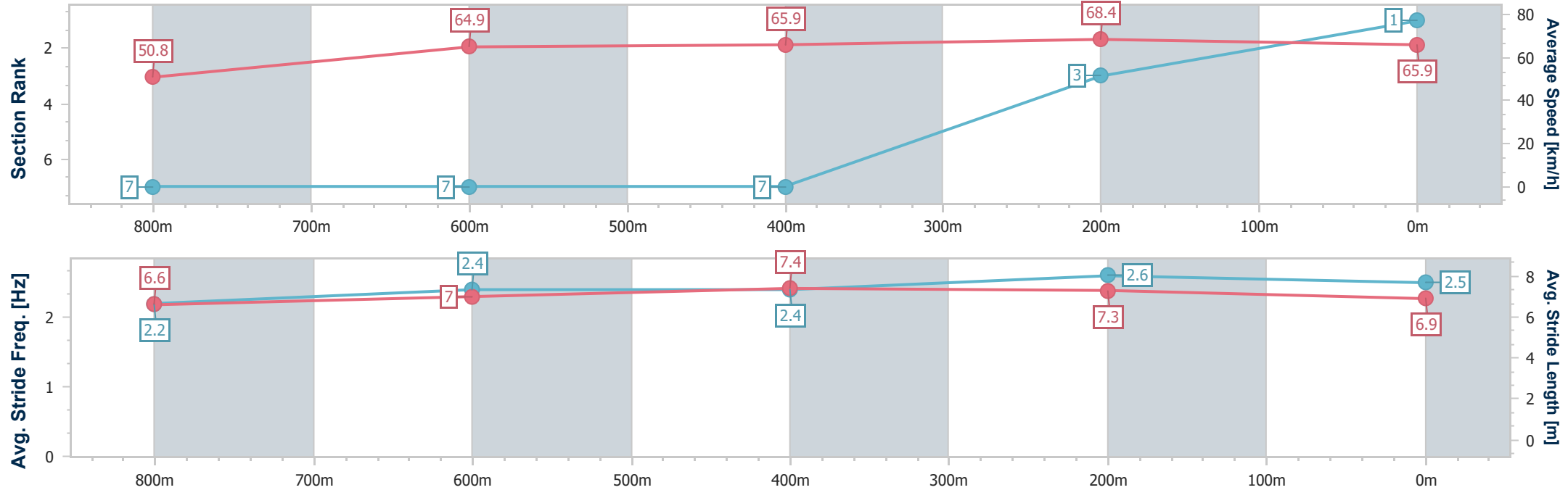


Eagle FarmProfessional  
Race 1: GALLOPERS SPORTS CLUB Class 1 Plate - 1000m  
12 November 2025 - 14:18  
Track Rating: Good 4, Weather: Fine, Rail Position: +9m Entire Course.



BRISBANE  
RACING CLUB

Section	Overall	800m	600m	400m	200m									
Section Times	0:57.53 [1] (0:14.31)	0:43.22 [7] (0:11.12)	0:32.10 [7] (0:10.94)	0:21.16 [7] (0:10.22)	0:10.94 [3] (0:10.94)									
Average Speed [km/h]	50.8	64.9	65.9	68.4	65.9									
Top Speed [km/h]	65.3	65.7	68.6	69.1	69.3									
Avg. Dist. to Rail [m]	5.3	0.9	0.8	4.0	5.1									
Avg. Stride Freq. [Hz]	2.2	2.4	2.4	2.6	2.5									
Avg. Stride Length [m]	6.6	7.0	7.4	7.3	6.9									





Horse/Jockey Name	The Pool Boy
Final Rank	2
Fastest Section Time (Section)	0:10.73 (400m)
Top Speed [km/h] (Section)	68.2 (400m)
Race State	Finished



Eagle FarmProfessional

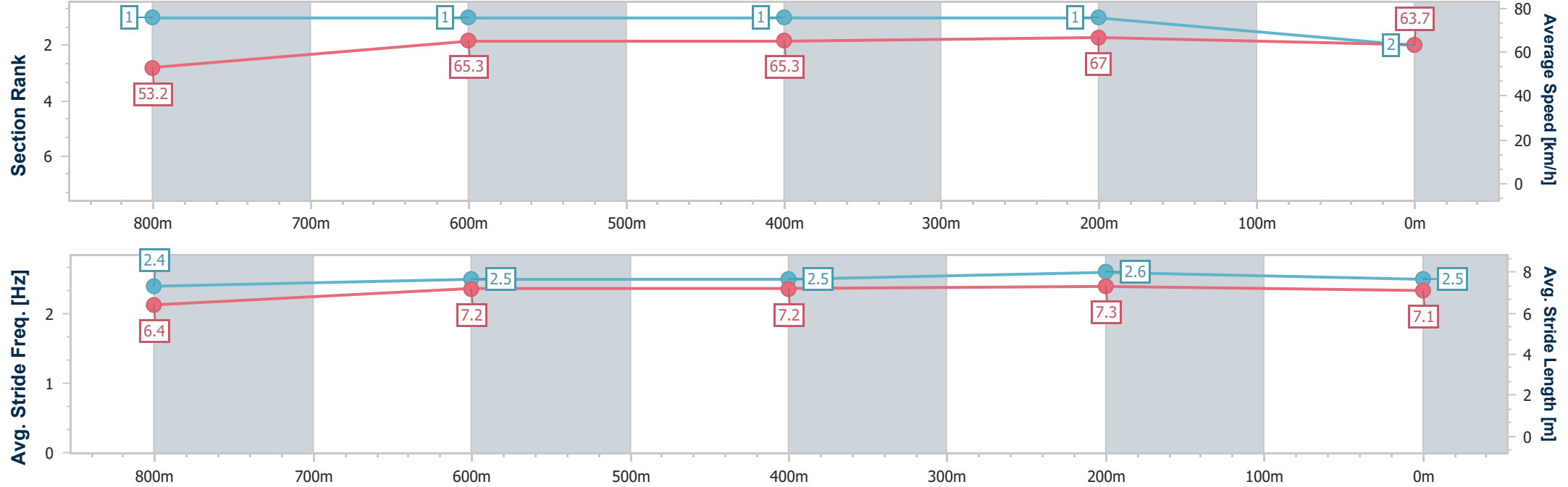
Race 1: GALLOPERS SPORTS CLUB Class 1 Plate - 1000m

12 November 2025 - 14:18

Track Rating: Good 4, Weather: Fine, Rail Position: +9m Entire Course.



Section	Overall	800m	600m	400m	200m								
Section Times	0:57.78 [2] (0:13.63)	0:44.15 [1] (0:11.04)	0:33.11 [1] (0:11.07)	0:22.04 [1] (0:10.73)	0:11.31 [1] (0:11.31)								
Average Speed [km/h]	53.2	65.3	65.3	67.0	63.7								
Top Speed [km/h]	66.5	66.3	66.3	68.2	66.6								
Avg. Dist. to Rail [m]	2.8	0.6	0.7	1.5	2.2								
Avg. Stride Freq. [Hz]	2.4	2.5	2.5	2.6	2.5								
Avg. Stride Length [m]	6.4	7.2	7.2	7.3	7.1								





Horse/Jockey Name	Mehretu
Final Rank	3
Fastest Section Time (Section)	0:10.50 (400m)
Top Speed [km/h] (Section)	69.5 (400m)
Race State	Finished



Eagle FarmProfessional

Race 1: GALLOPERS SPORTS CLUB Class 1 Plate - 1000m

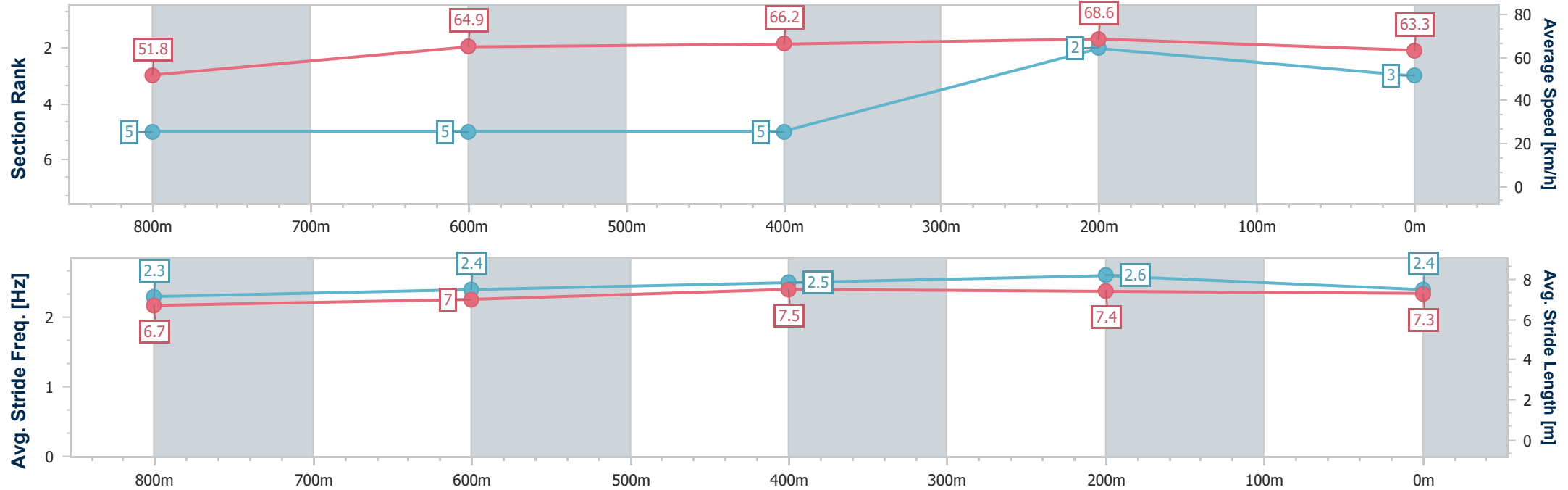
12 November 2025 - 14:18

Track Rating: Good 4, Weather: Fine, Rail Position: +9m Entire Course.



BRISBANE  
RACING CLUB

Section	Overall	800m	600m	400m	200m								
Section Times	0:57.90 [3] (0:13.99)	0:43.91 [5] (0:11.12)	0:32.79 [5] (0:10.93)	0:21.86 [5] (0:10.50)	0:11.36 [2] (0:11.36)								
Average Speed [km/h]	51.8	64.9	66.2	68.6	63.3								
Top Speed [km/h]	65.2	65.7	69.5	69.5	66.5								
Avg. Dist. to Rail [m]	2.8	0.7	1.2	3.0	2.6								
Avg. Stride Freq. [Hz]	2.3	2.4	2.5	2.6	2.4								
Avg. Stride Length [m]	6.7	7.0	7.5	7.4	7.3								





Horse/Jockey Name	Ceekay's Choice
Final Rank	4
Fastest Section Time (Section)	0:10.78 (400m)
Top Speed [km/h] (Section)	67.6 (400m)
Race State	Finished

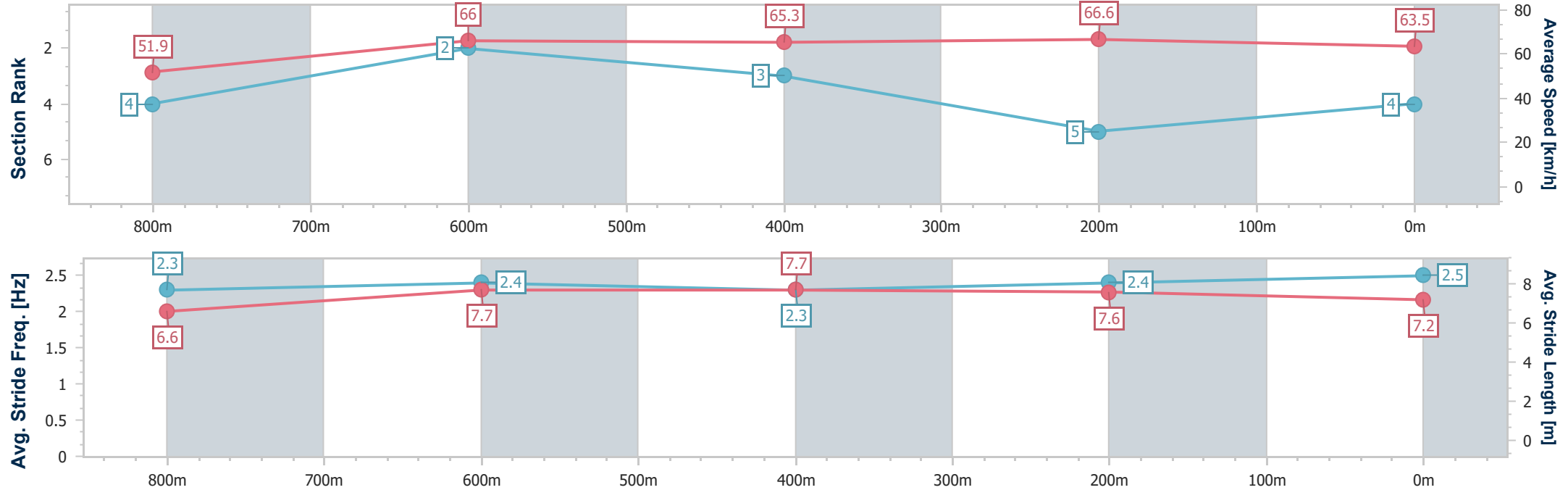


Eagle FarmProfessional  
Race 1: GALLOPERS SPORTS CLUB Class 1 Plate - 1000m  
12 November 2025 - 14:18  
Track Rating: Good 4, Weather: Fine, Rail Position: +9m Entire Course.



BRISBANE  
RACING CLUB

Section	Overall	800m	600m	400m	200m										
Section Times	0:57.95 [4] (0:13.91)	0:44.04 [4] (0:10.90)	0:33.14 [2] (0:11.04)	0:22.10 [3] (0:10.78)	0:11.32 [5] (0:11.32)										
Average Speed [km/h]	51.9	66.0	65.3	66.6	63.5										
Top Speed [km/h]	66.8	66.9	67.1	67.6	66.0										
Avg. Dist. to Rail [m]	1.0	0.2	0.4	0.3	0.3										
Avg. Stride Freq. [Hz]	2.3	2.4	2.3	2.4	2.5										
Avg. Stride Length [m]	6.6	7.7	7.7	7.6	7.2										



- [ ] Ranking at each section and finish
- .-.- No data available at this section
- NA No data available



Horse/Jockey Name	Lantau Island
Final Rank	5
Fastest Section Time (Section)	0:10.69 (400m)
Top Speed [km/h] (Section)	68.5 (400m)
Race State	Finished

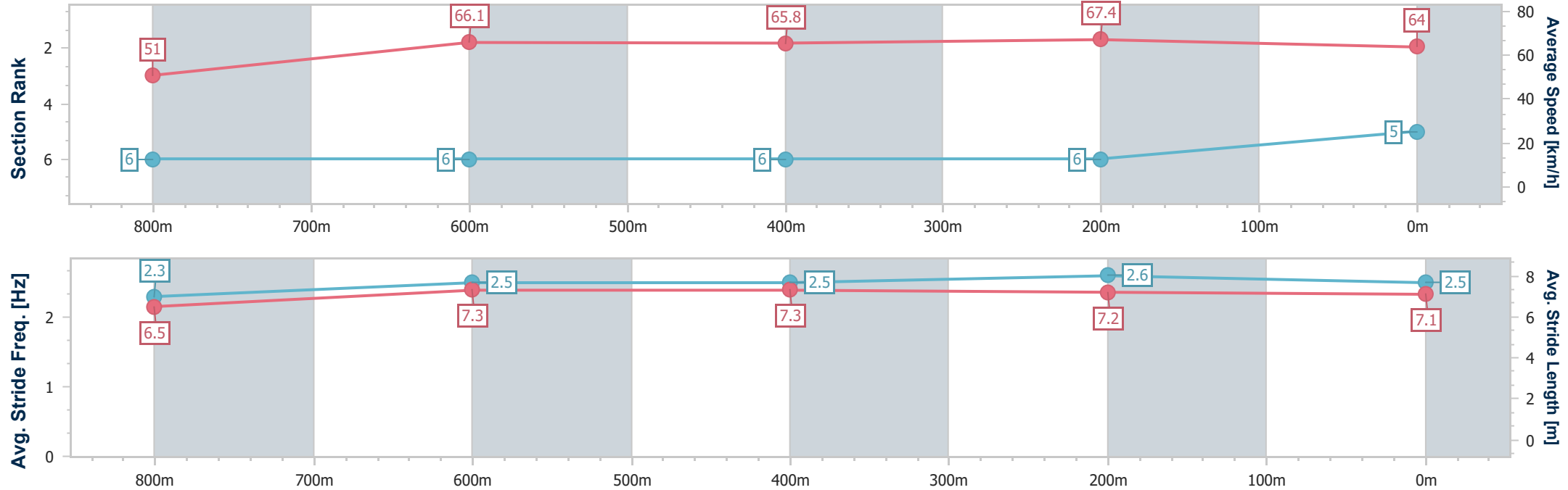


Eagle Farm Professional  
Race 1: GALLOPERS SPORTS CLUB Class 1 Plate - 1000m  
12 November 2025 - 14:18  
Track Rating: Good 4, Weather: Fine, Rail Position: +9m Entire Course.



BRISBANE  
RACING CLUB

Section	Overall	800m	600m	400m	200m								
Section Times	0:57.99 [5] (0:14.21)	0:43.78 [6] (0:10.92)	0:32.86 [6] (0:10.92)	0:21.94 [6] (0:10.69)	0:11.25 [6] (0:11.25)								
Average Speed [km/h]	51.0	66.1	65.8	67.4	64.0								
Top Speed [km/h]	65.4	66.5	67.9	68.5	66.0								
Avg. Dist. to Rail [m]	3.5	0.2	0.5	1.1	2.8								
Avg. Stride Freq. [Hz]	2.3	2.5	2.5	2.6	2.5								
Avg. Stride Length [m]	6.5	7.3	7.3	7.2	7.1								





Horse/Jockey Name	Vesper Lynd
Final Rank	6
Fastest Section Time (Section)	0:10.86 (400m)
Top Speed [km/h] (Section)	67.7 (400m)
Race State	Finished

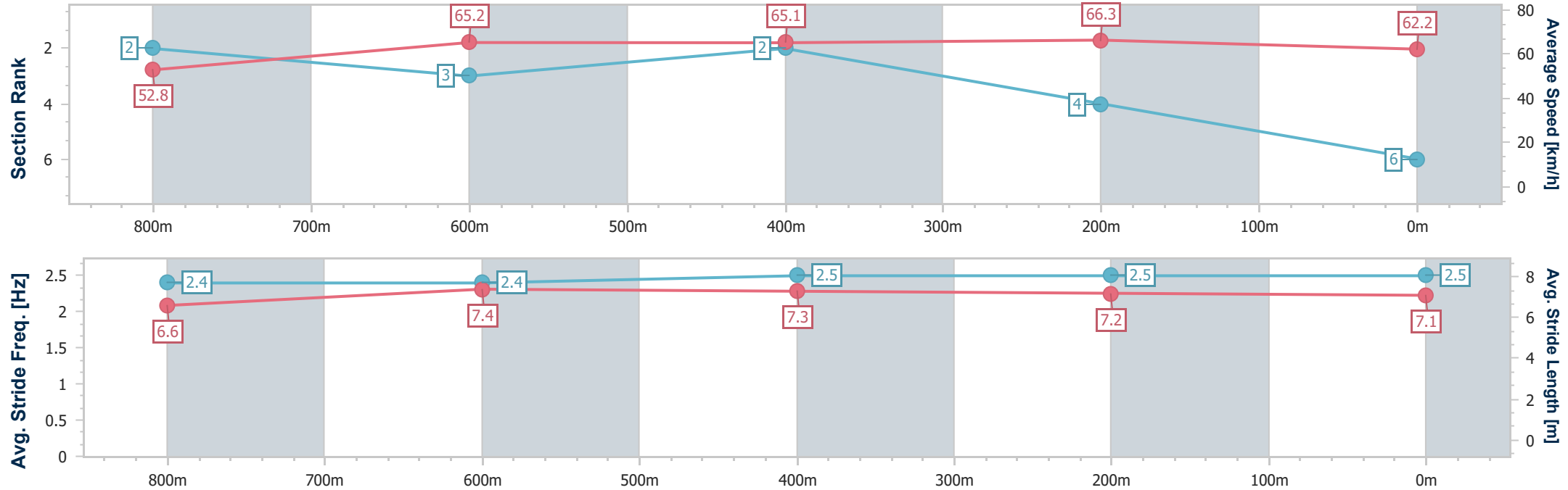


Eagle FarmProfessional  
Race 1: GALLOPERS SPORTS CLUB Class 1 Plate - 1000m  
12 November 2025 - 14:18  
Track Rating: Good 4, Weather: Fine, Rail Position: +9m Entire Course.



BRISBANE  
RACING CLUB

Section	Overall	800m	600m	400m	200m									
Section Times	0:58.17 [6] (0:13.69)	0:44.48 [2] (0:11.12)	0:33.36 [3] (0:10.96)	0:22.40 [2] (0:10.86)	0:11.54 [4] (0:11.54)									
Average Speed [km/h]	52.8	65.2	65.1	66.3	62.2									
Top Speed [km/h]	65.5	66.0	66.3	67.7	66.4									
Avg. Dist. to Rail [m]	1.5	0.6	1.4	0.6	0.6									
Avg. Stride Freq. [Hz]	2.4	2.4	2.5	2.5	2.5									
Avg. Stride Length [m]	6.6	7.4	7.3	7.2	7.1									





Horse/Jockey Name	Amosu
Final Rank	7
Fastest Section Time (Section)	0:10.84 (400m)
Top Speed [km/h] (Section)	68.4 (400m)
Race State	Finished

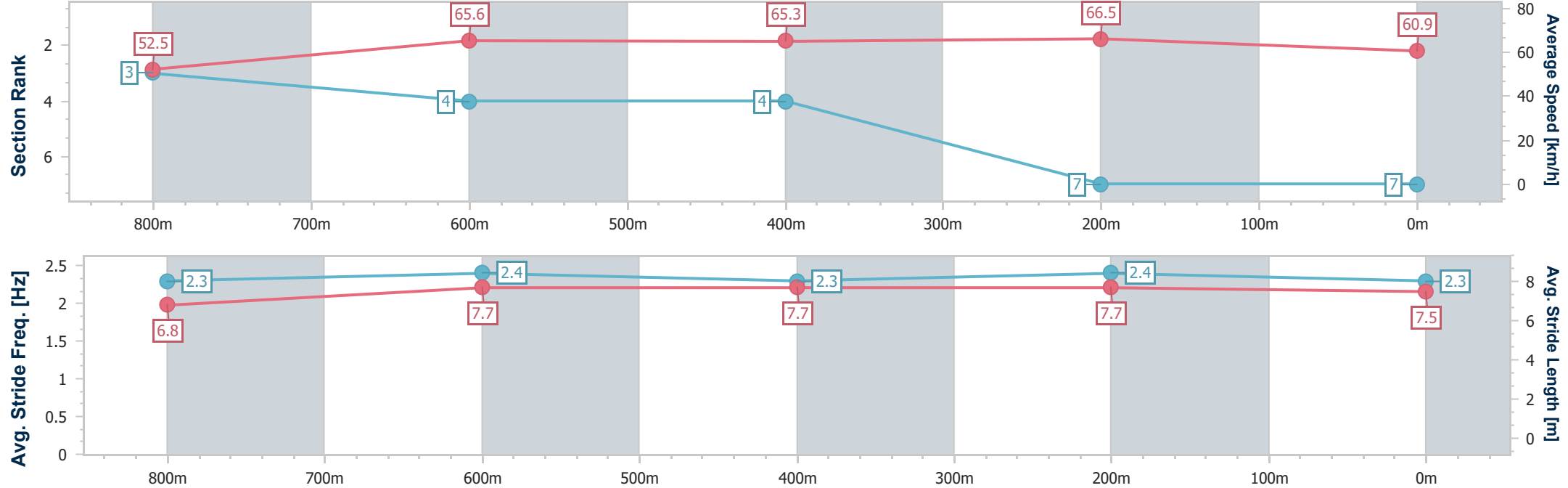


Eagle FarmProfessional  
Race 1: GALLOPERS SPORTS CLUB Class 1 Plate - 1000m  
12 November 2025 - 14:18  
Track Rating: Good 4, Weather: Fine, Rail Position: +9m Entire Course.



BRISBANE  
RACING CLUB

Section	Overall	800m	600m	400m	200m										
Section Times	0:58.68 [7] (0:13.79)	0:44.89 [3] (0:11.10)	0:33.79 [4] (0:11.11)	0:22.68 [4] (0:10.84)	0:11.84 [7] (0:11.84)										
Average Speed [km/h]	52.5	65.6	65.3	66.5	60.9										
Top Speed [km/h]	64.3	66.6	67.4	68.4	64.2										
Avg. Dist. to Rail [m]	2.5	2.5	1.8	3.2	3.9										
Avg. Stride Freq. [Hz]	2.3	2.4	2.3	2.4	2.3										
Avg. Stride Length [m]	6.8	7.7	7.7	7.7	7.5										







## Eagle Farm Professional

### Race 2: SKY RACING BENCHMARK 65 Handicap - 1200m

12 November 2025 - 14:54



BRISBANE  
RACING CLUB

Track Rating: Good 4, Weather: Fine, Rail Position: +9m Entire Course.

Section		Overall				1000m	800m	600m	400m	200m	Last 600m		
Field Times		1:10.17 (0:13.48)				0:56.69 (0:11.11)	0:45.58 (0:11.42)	0:34.16 (0:11.25)	0:22.91 (0:11.10)	0:11.81 (0:11.81)	0:34.16		
Rank	TAB Horse/Jockey	Barrier	Top Speed [km/h]	Fastest Section							Margin	Distance Travelled [m]	
1	3 HEESSEN Jasper Franklin	4	66.3 400m	0:11.10 400m	1:10.17 [1] (0:13.48)	0:56.69 [1] (0:11.11)	0:45.58 [1] (0:11.42)	0:34.16 [1] (0:11.25)	0:22.91 [1] (0:11.10)	0:11.81 [1] (0:11.81)	1:10.17	0:34.16	
2	4 LONE ARTIST Jag Guthmann-Chester	5	67.1 400m	0:10.91 400m	1:10.34 [2] (0:13.95)	0:56.39 [4] (0:11.24)	0:45.15 [5] (0:11.18)	0:33.97 [5] (0:11.22)	0:22.75 [5] (0:10.91)	0:11.84 [3] (0:11.84)	1.01L	0:33.97	+1
3	5 ANARITA Heavelon Van	1	66.2 400m	0:10.99 400m	1:10.35 [3] (0:13.81)	0:56.54 [2] (0:11.23)	0:45.31 [3] (0:11.30)	0:34.01 [4] (0:11.21)	0:22.80 [3] (0:10.99)	0:11.81 [4] (0:11.81)	0.03L	0:34.01	-1
4	7 SEQUEL Damien Thornton	6	68.5 400m	0:10.88 400m	1:10.42 [4] (0:14.07)	0:56.35 [6] (0:11.26)	0:45.09 [6] (0:11.13)	0:33.96 [6] (0:11.16)	0:22.80 [6] (0:10.88)	0:11.92 [2] (0:11.92)	0.41L	0:33.96	+4
5	2 GOLD FEVER Corey Sutherland	3	67.2 400m	0:11.03 400m	1:10.80 [5] (0:13.96)	0:56.84 [5] (0:11.19)	0:45.65 [4] (0:11.18)	0:34.47 [3] (0:11.21)	0:23.26 [2] (0:11.03)	0:12.23 [5] (0:12.23)	2.26L	0:34.47	+3
6	6 SOUTHERN MONEY Cejay Graham	2	66.9 1000m	0:10.97 1000m	1:10.89 [6] (0:13.82)	0:57.07 [3] (0:10.97)	0:46.10 [2] (0:11.42)	0:34.68 [2] (0:11.38)	0:23.30 [4] (0:11.19)	0:12.11 [6] (0:12.11)	0.53L	0:34.68	+12

Scratched: Winchman (#1)



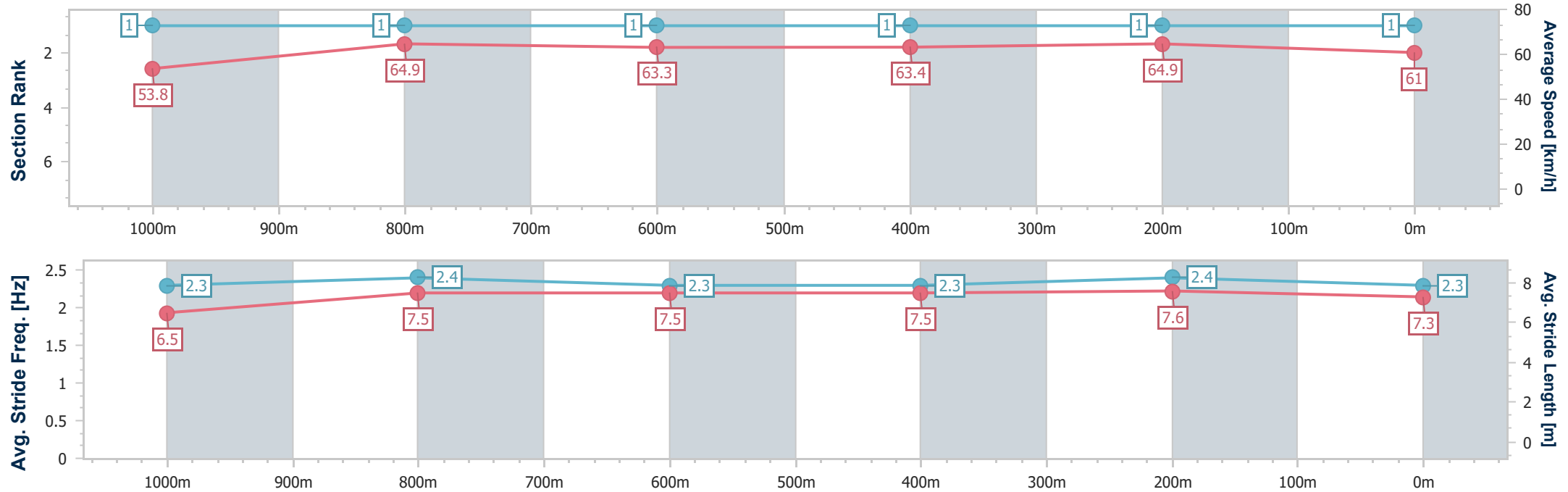
Horse/Jockey Name	Heesen
Final Rank	1
Fastest Section Time (Section)	0:11.10 (400m)
Top Speed [km/h] (Section)	66.3 (400m)
Race State	Finished



Eagle FarmProfessional  
Race 2: SKY RACING BENCHMARK 65 Handicap - 1200m  
12 November 2025 - 14:54  
Track Rating: Good 4, Weather: Fine, Rail Position: +9m Entire Course.



Section	Overall	1000m	800m	600m	400m	200m							
Section Times	1:10.17 [1] (0:13.48)	0:56.69 [1] (0:11.11)	0:45.58 [1] (0:11.42)	0:34.16 [1] (0:11.25)	0:22.91 [1] (0:11.10)	0:11.81 [1] (0:11.81)							
Average Speed [km/h]	53.8	64.9	63.3	63.4	64.9	61.0							
Top Speed [km/h]	65.9	65.7	64.4	64.7	66.3	64.9							
Avg. Dist. to Rail [m]	4.4	0.7	0.3	1.6	1.0	4.0							
Avg. Stride Freq. [Hz]	2.3	2.4	2.3	2.3	2.4	2.3							
Avg. Stride Length [m]	6.5	7.5	7.5	7.5	7.6	7.3							





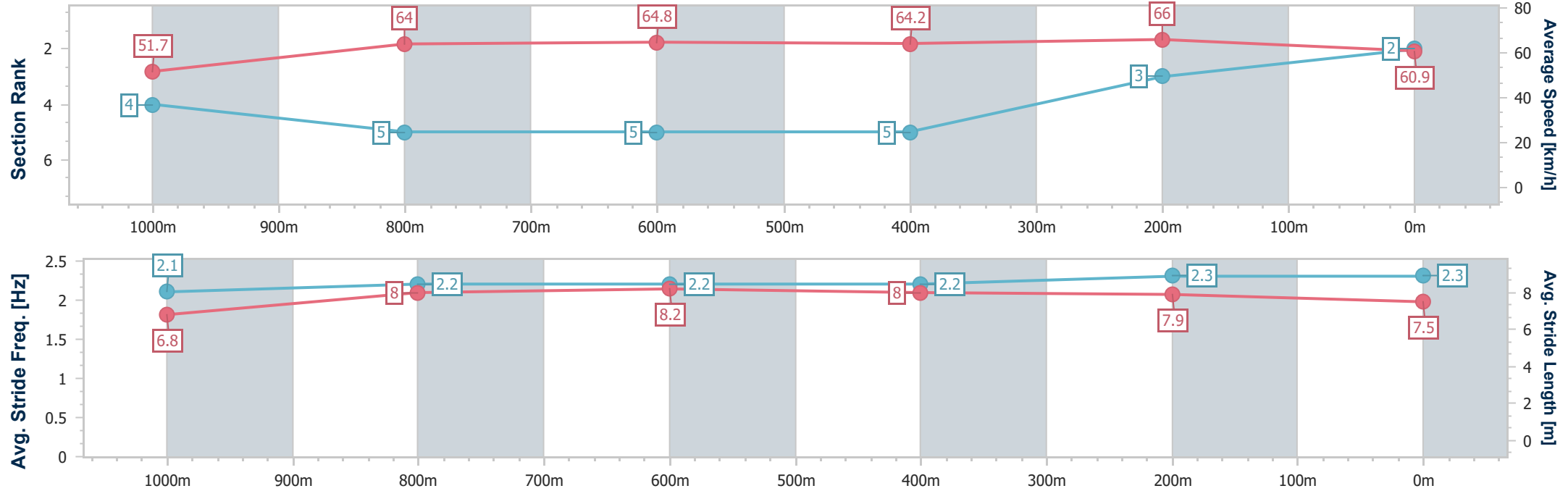
Horse/Jockey Name	Lone Artist
Final Rank	2
Fastest Section Time (Section)	0:10.91 (400m)
Top Speed [km/h] (Section)	67.1 (400m)
Race State	Finished



Eagle FarmProfessional  
Race 2: SKY RACING BENCHMARK 65 Handicap - 1200m  
12 November 2025 - 14:54  
Track Rating: Good 4, Weather: Fine, Rail Position: +9m Entire Course.



Section	Overall	1000m	800m	600m	400m	200m								
Section Times	1:10.34 [2] (0:13.95)	0:56.39 [4] (0:11.24)	0:45.15 [5] (0:11.18)	0:33.97 [5] (0:11.22)	0:22.75 [5] (0:10.91)	0:11.84 [3] (0:11.84)								
Average Speed [km/h]	51.7	64.0	64.8	64.2	66.0	60.9								
Top Speed [km/h]	64.7	65.3	65.3	66.4	67.1	65.0								
Avg. Dist. to Rail [m]	3.1	0.4	0.4	0.3	4.5	5.7								
Avg. Stride Freq. [Hz]	2.1	2.2	2.2	2.2	2.3	2.3								
Avg. Stride Length [m]	6.8	8.0	8.2	8.0	7.9	7.5								



[ ] Ranking at each section and finish  
-.-.- No data available at this section  
NA No data available



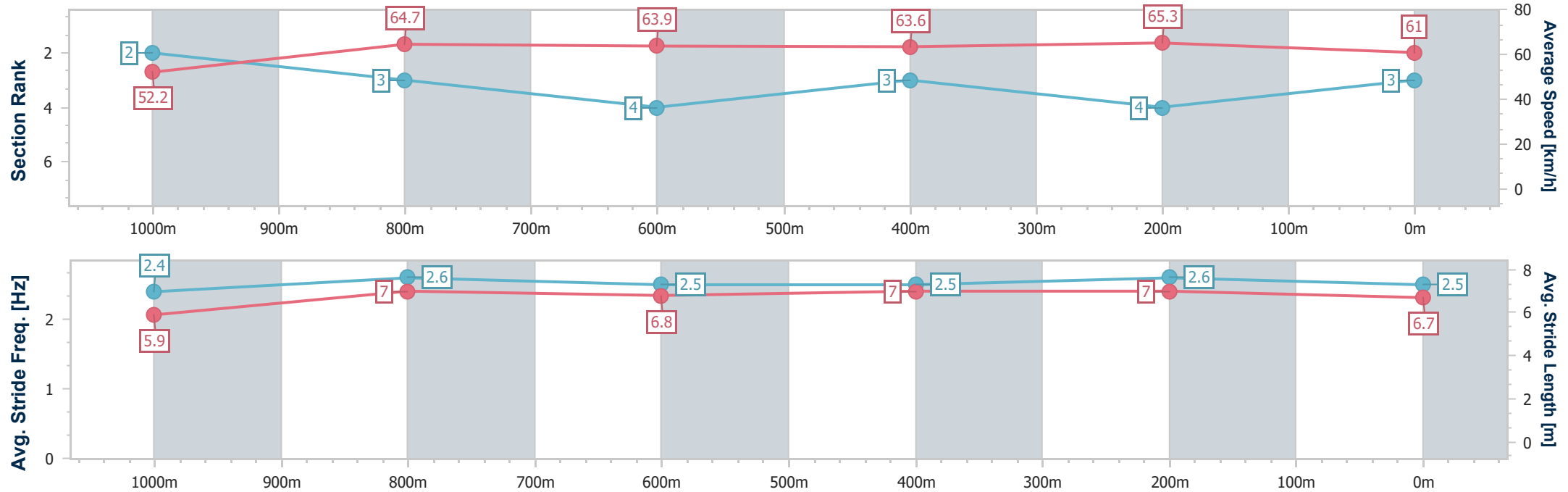
Horse/Jockey Name	Anarita
Final Rank	3
Fastest Section Time (Section)	0:10.99 (400m)
Top Speed [km/h] (Section)	66.2 (400m)
Race State	Finished



Eagle FarmProfessional  
Race 2: SKY RACING BENCHMARK 65 Handicap - 1200m  
12 November 2025 - 14:54  
Track Rating: Good 4, Weather: Fine, Rail Position: +9m Entire Course.



Section	Overall	1000m	800m	600m	400m	200m							
Section Times	1:10.35 [3] (0:13.81)	0:56.54 [2] (0:11.23)	0:45.31 [3] (0:11.30)	0:34.01 [4] (0:11.21)	0:22.80 [3] (0:10.99)	0:11.81 [4] (0:11.81)							
Average Speed [km/h]	52.2	64.7	63.9	63.6	65.3	61.0							
Top Speed [km/h]	64.4	66.0	65.1	65.6	66.2	65.1							
Avg. Dist. to Rail [m]	1.7	1.2	0.4	1.8	0.7	3.9							
Avg. Stride Freq. [Hz]	2.4	2.6	2.5	2.5	2.6	2.5							
Avg. Stride Length [m]	5.9	7.0	6.8	7.0	7.0	6.7							





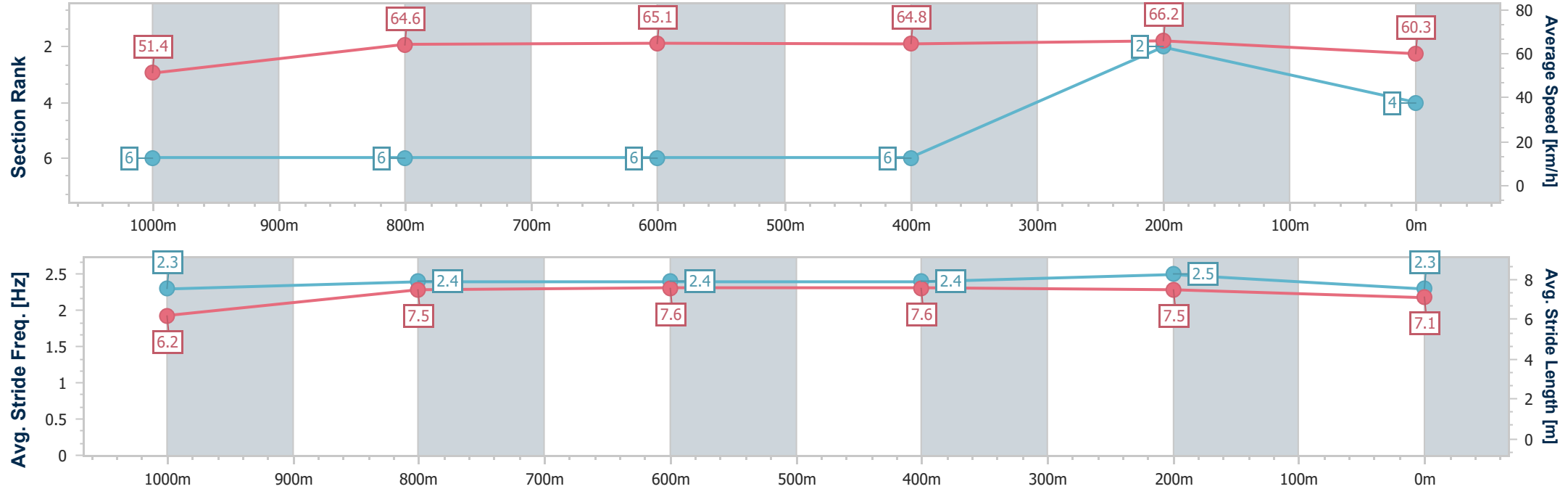
Horse/Jockey Name	Sequel
Final Rank	4
Fastest Section Time (Section)	0:10.88 (400m)
Top Speed [km/h] (Section)	68.5 (400m)
Race State	Finished



Eagle FarmProfessional  
Race 2: SKY RACING BENCHMARK 65 Handicap - 1200m  
12 November 2025 - 14:54  
Track Rating: Good 4, Weather: Fine, Rail Position: +9m Entire Course.



Section	Overall	1000m	800m	600m	400m	200m							
Section Times	1:10.42 [4] (0:14.07)	0:56.35 [6] (0:11.26)	0:45.09 [6] (0:11.13)	0:33.96 [6] (0:11.16)	0:22.80 [6] (0:10.88)	0:11.92 [2] (0:11.92)							
Average Speed [km/h]	51.4	64.6	65.1	64.8	66.2	60.3							
Top Speed [km/h]	64.1	65.9	66.3	68.0	68.5	63.9							
Avg. Dist. to Rail [m]	5.3	1.9	1.2	1.3	6.4	7.0							
Avg. Stride Freq. [Hz]	2.3	2.4	2.4	2.4	2.5	2.3							
Avg. Stride Length [m]	6.2	7.5	7.6	7.6	7.5	7.1							



[ ] Ranking at each section and finish  
-.-.- No data available at this section  
NA No data available



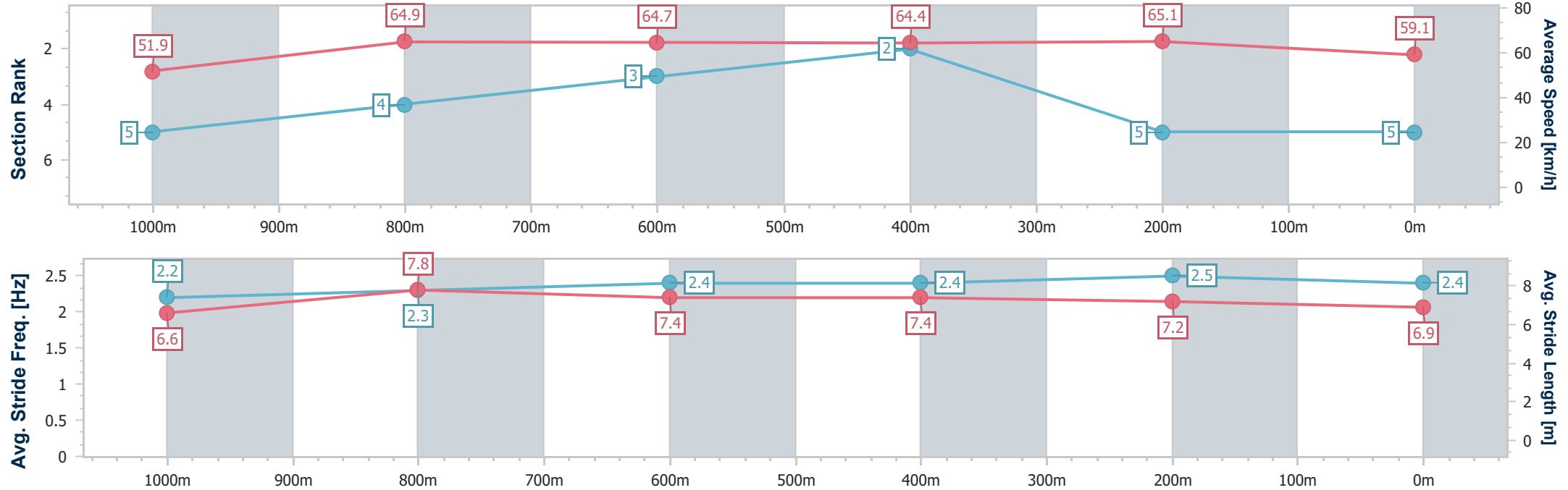
Horse/Jockey Name	Gold Fever
Final Rank	5
Fastest Section Time (Section)	0:11.03 (400m)
Top Speed [km/h] (Section)	67.2 (400m)
Race State	Finished



Eagle Farm Professional  
Race 2: SKY RACING BENCHMARK 65 Handicap - 1200m  
12 November 2025 - 14:54  
Track Rating: Good 4, Weather: Fine, Rail Position: +9m Entire Course.



Section	Overall	1000m	800m	600m	400m	200m							
Section Times	1:10.80 [5] (0:13.96)	0:56.84 [5] (0:11.19)	0:45.65 [4] (0:11.18)	0:34.47 [3] (0:11.21)	0:23.26 [2] (0:11.03)	0:12.23 [5] (0:12.23)							
Average Speed [km/h]	51.9	64.9	64.7	64.4	65.1	59.1							
Top Speed [km/h]	63.5	66.2	66.2	65.8	67.2	62.3							
Avg. Dist. to Rail [m]	3.4	1.9	0.9	0.5	4.6	5.0							
Avg. Stride Freq. [Hz]	2.2	2.3	2.4	2.4	2.5	2.4							
Avg. Stride Length [m]	6.6	7.8	7.4	7.4	7.2	6.9							





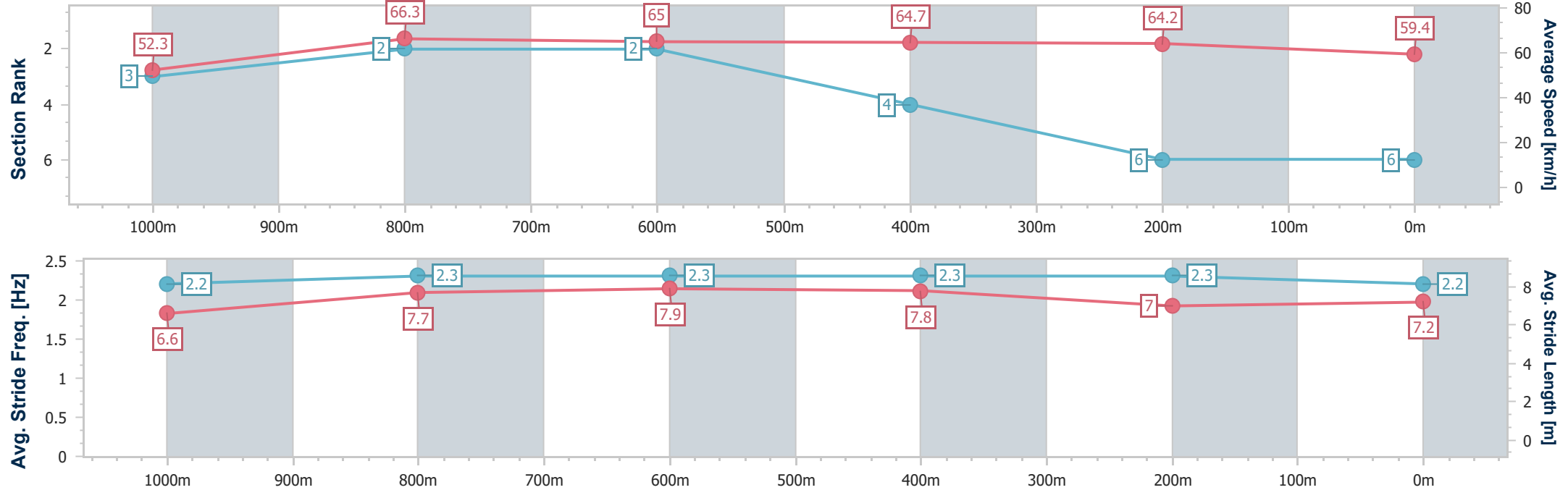
Horse/Jockey Name	Southern Money
Final Rank	6
Fastest Section Time (Section)	0:10.97 (1000m)
Top Speed [km/h] (Section)	66.9 (1000m)
Race State	Finished



Eagle FarmProfessional  
Race 2: SKY RACING BENCHMARK 65 Handicap - 1200m  
12 November 2025 - 14:54  
Track Rating: Good 4, Weather: Fine, Rail Position: +9m Entire Course.



Section	Overall	1000m	800m	600m	400m	200m							
Section Times	1:10.89 [6] (0:13.82)	0:57.07 [3] (0:10.97)	0:46.10 [2] (0:11.42)	0:34.68 [2] (0:11.38)	0:23.30 [4] (0:11.19)	0:12.11 [6] (0:12.11)							
Average Speed [km/h]	52.3	66.3	65.0	64.7	64.2	59.4							
Top Speed [km/h]	65.8	66.9	66.7	66.2	66.7	62.0							
Avg. Dist. to Rail [m]	1.7	2.7	6.0	4.5	6.6	7.8							
Avg. Stride Freq. [Hz]	2.2	2.3	2.3	2.3	2.3	2.2							
Avg. Stride Length [m]	6.6	7.7	7.9	7.8	7.0	7.2							





Eagle Farm Professional  
Race 3: ROAD TO MAGIC MILLIONS BOOK NOW Maiden Handicap -  
1600m

12 November 2025 - 15:29



BRISBANE  
RACING CLUB

Track Rating: Good 4, Weather: Fine, Rail Position: +9m Entire Course.

Section						Overall	1400m	1200m	1000m	800m	600m	400m	Last 600m	
Field Times						1:36.07 (0:13.57)	1:22.50 (0:11.53)	1:10.97 (0:11.90)	0:59.07 (0:12.20)	0:46.87 (0:12.18)	0:34.69 (0:11.54)	0:23.15 (0:11.18)	0:34.69	
Rank	TAB	Horse/Jockey	Barrier	Top Speed [km/h]	Fastest Section									Distance Travelled [m]
1	7	IN SOCIETY	3	66.3	0:11.07	1:36.07 [1]	1:21.83 [4]	1:10.15 [5]	0:58.30 [4]	0:46.25 [4]	0:34.36 [3]	0:22.92 [2]	0:34.36	
		Robbie Dolan		400m	400m	(0:14.24)	(0:11.68)	(0:11.85)	(0:12.05)	(0:11.89)	(0:11.44)	(0:11.07)		
2	2	BON VADER	2	65.4	0:11.18	1:36.12 [2]	1:22.37 [2]	1:11.02 [1]	0:59.12 [1]	0:46.92 [1]	0:34.74 [1]	0:23.20 [1]	0:34.74	+5
		Ryan Maloney		400m	400m	(0:13.75)	(0:11.35)	(0:11.90)	(0:12.20)	(0:12.18)	(0:11.54)	(0:11.18)		
3	4	LAAN	7	65.9	0:11.21	1:36.97 [3]	1:22.47 [7]	1:10.78 [7]	0:58.79 [7]	0:46.72 [7]	0:34.72 [7]	0:23.13 [7]	0:34.72	+7
		Angela Jones		400m	400m	(0:14.50)	(0:11.69)	(0:11.99)	(0:12.07)	(0:12.00)	(0:11.59)	(0:11.21)		
4	11	ZEPHIRINE	4	65.1	0:11.26	1:37.15 [4]	1:22.52 [8]	1:10.89 [8]	0:59.05 [6]	0:46.98 [6]	0:35.04 [6]	0:23.62 [5]	0:35.04	+4
		Andrew Mallyon		400m	400m	(0:14.63)	(0:11.63)	(0:11.84)	(0:12.07)	(0:11.94)	(0:11.42)	(0:11.26)		
5	1	TULONG	5	66.6	0:11.36	1:37.49 [5]	1:23.44 [3]	1:11.79 [3]	0:59.86 [3]	0:47.71 [3]	0:35.67 [4]	0:24.08 [4]	0:35.67	+7
		Cejay Graham		400m	400m	(0:14.05)	(0:11.65)	(0:11.93)	(0:12.15)	(0:12.04)	(0:11.59)	(0:11.36)		
6	3	MEADOWBROOK	6	65.0	0:11.47	1:37.67 [6]	1:23.41 [5]	1:11.78 [4]	0:59.79 [5]	0:47.67 [5]	0:35.61 [5]	0:24.02 [6]	0:35.61	+8
		Daniel Moor		600m	400m	(0:14.26)	(0:11.63)	(0:11.99)	(0:12.12)	(0:12.06)	(0:11.59)	(0:11.47)		
7	8	VALOUROUS COMMAND	1	64.5	0:11.61	1:37.90 [7]	1:24.33 [1]	1:12.72 [2]	1:00.89 [2]	0:48.54 [2]	0:36.31 [2]	0:24.65 [3]	0:36.31	+10
		Mark Du Plessis		Overall	1400m	(0:13.57)	(0:11.61)	(0:11.83)	(0:12.35)	(0:12.23)	(0:11.66)	(0:11.72)		
8	5	PELLINOR	8	64.5	0:11.64	1:38.31 [8]	1:23.82 [6]	1:12.14 [6]	0:59.93 [8]	0:47.97 [8]	0:36.04 [8]	0:24.30 [8]	0:36.04	+6
		Brandon Lerena		400m	400m	(0:14.49)	(0:11.68)	(0:12.21)	(0:11.96)	(0:11.93)	(0:11.74)	(0:11.64)		

Scratched: Tintaura (#10), Zoublime (#9), What Did You Say (#6)





Eagle Farm Professional  
Race 3: ROAD TO MAGIC MILLIONS BOOK NOW Maiden Handicap -  
1600m

12 November 2025 - 15:29



BRISBANE  
RACING CLUB

Track Rating: Good 4, Weather: Fine, Rail Position: +9m Entire Course.

Section Field Times				200m 0:11.97 (0:11.97)				Last 600m 0:34.69	
Rank	TAB	Horse/Jockey	Barrier	Top Speed [km/h]	Fastest Section	Margin		Distance Travelled [m]	
1	7	IN SOCIETY	3	66.3	0:11.07	0:11.85 [2]	1:36.07	0:34.36	
		Robbie Dolan		400m	400m	(0:11.85)			
2	2	BON VADER	2	65.4	0:11.18	0:12.02 [1]	0.31L	0:34.74	+5
		Ryan Maloney		400m	400m	(0:12.02)			
3	4	LAAN	7	65.9	0:11.21	0:11.92 [6]	4.98L	0:34.72	+7
		Angela Jones		400m	400m	(0:11.92)			
4	11	ZEPHIRINE	4	65.1	0:11.26	0:12.36 [4]	1.09L	0:35.04	+4
		Andrew Mallyon		400m	400m	(0:12.36)			
5	1	TULONG	5	66.6	0:11.36	0:12.72 [3]	1.99L	0:35.67	+7
		Cejay Graham		400m	400m	(0:12.72)			
6	3	MEADOWBROOK	6	65.0	0:11.47	0:12.55 [7]	1.08L	0:35.61	+8
		Daniel Moor		600m	400m	(0:12.55)			
7	8	VALOUROUS COMMAND	1	64.5	0:11.61	0:12.93 [5]	1.36L	0:36.31	+10
		Mark Du Plessis		Overall	1400m	(0:12.93)			
8	5	PELLINOR	8	64.5	0:11.64	0:12.66 [8]	2.38L	0:36.04	+6
		Brandon Lerena		400m	400m	(0:12.66)			

Scratched: Tintaura (#10), Zoublime (#9), What Did You Say (#6)



Horse/Jockey Name	In Society
Final Rank	1
Fastest Section Time (Section)	0:11.07 (400m)
Top Speed [km/h] (Section)	66.3 (400m)
Race State	Finished

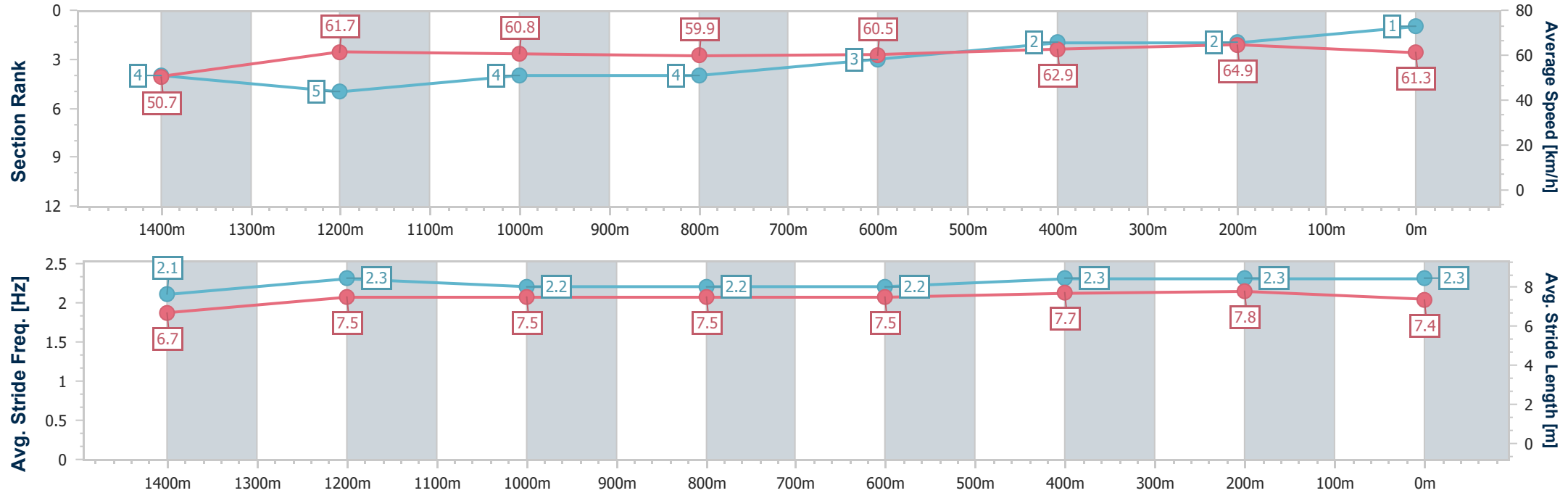


Eagle FarmProfessional  
Race 3: ROAD TO MAGIC MILLIONS BOOK NOW Maiden  
Handicap - 1600m  
12 November 2025 - 15:29  
Track Rating: Good 4, Weather: Fine, Rail Position: +9m Entire Course.



BRISBANE  
RACING CLUB

Section	Overall	1400m	1200m	1000m	800m	600m	400m	200m					
Section Times	1:36.07 [1] (0:14.24)	1:21.83 [4] (0:11.68)	1:10.15 [5] (0:11.85)	0:58.30 [4] (0:12.05)	0:46.25 [4] (0:11.89)	0:34.36 [3] (0:11.44)	0:22.92 [2] (0:11.07)	0:11.85 [2] (0:11.85)					
Average Speed [km/h]	50.7	61.7	60.8	59.9	60.5	62.9	64.9	61.3					
Top Speed [km/h]	62.5	63.2	61.6	60.5	61.5	65.3	66.3	63.4					
Avg. Dist. to Rail [m]	6.3	1.4	1.3	0.6	0.3	0.6	3.1	4.7					
Avg. Stride Freq. [Hz]	2.1	2.3	2.2	2.2	2.2	2.3	2.3	2.3					
Avg. Stride Length [m]	6.7	7.5	7.5	7.5	7.5	7.7	7.8	7.4					





Horse/Jockey Name	Bon Vader
Final Rank	2
Fastest Section Time (Section)	0:11.18 (400m)
Top Speed [km/h] (Section)	65.4 (400m)
Race State	Finished

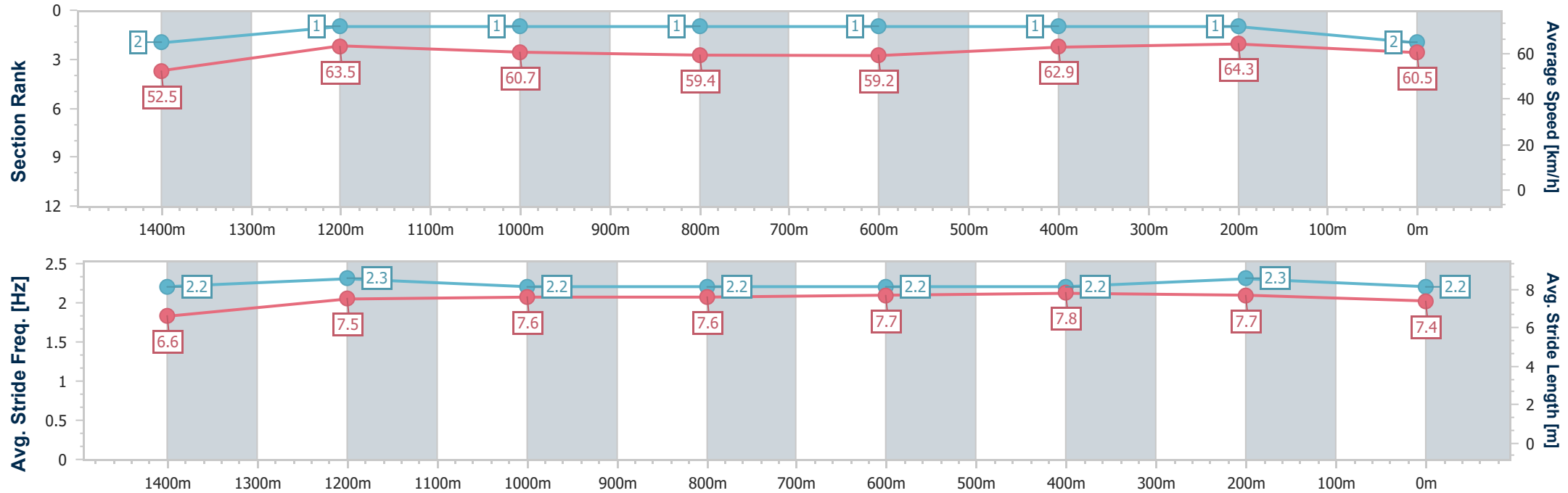


Eagle FarmProfessional  
Race 3: ROAD TO MAGIC MILLIONS BOOK NOW Maiden  
Handicap - 1600m  
12 November 2025 - 15:29  
Track Rating: Good 4, Weather: Fine, Rail Position: +9m Entire Course.



BRISBANE  
RACING CLUB

Section	Overall	1400m	1200m	1000m	800m	600m	400m	200m					
Section Times	1:36.12 [2] (0:13.75)	1:22.37 [2] (0:11.35)	1:11.02 [1] (0:11.90)	0:59.12 [1] (0:12.20)	0:46.92 [1] (0:12.18)	0:34.74 [1] (0:11.54)	0:23.20 [1] (0:11.18)	0:12.02 [1] (0:12.02)					
Average Speed [km/h]	52.5	63.5	60.7	59.4	59.2	62.9	64.3	60.5					
Top Speed [km/h]	64.0	64.1	62.0	60.1	60.1	64.8	65.4	62.8					
Avg. Dist. to Rail [m]	5.0	2.0	1.7	1.5	1.0	1.0	4.9	5.3					
Avg. Stride Freq. [Hz]	2.2	2.3	2.2	2.2	2.2	2.2	2.3	2.2					
Avg. Stride Length [m]	6.6	7.5	7.6	7.6	7.7	7.8	7.7	7.4					





Horse/Jockey Name	Laan
Final Rank	3
Fastest Section Time (Section)	0:11.21 (400m)
Top Speed [km/h] (Section)	65.9 (400m)
Race State	Finished

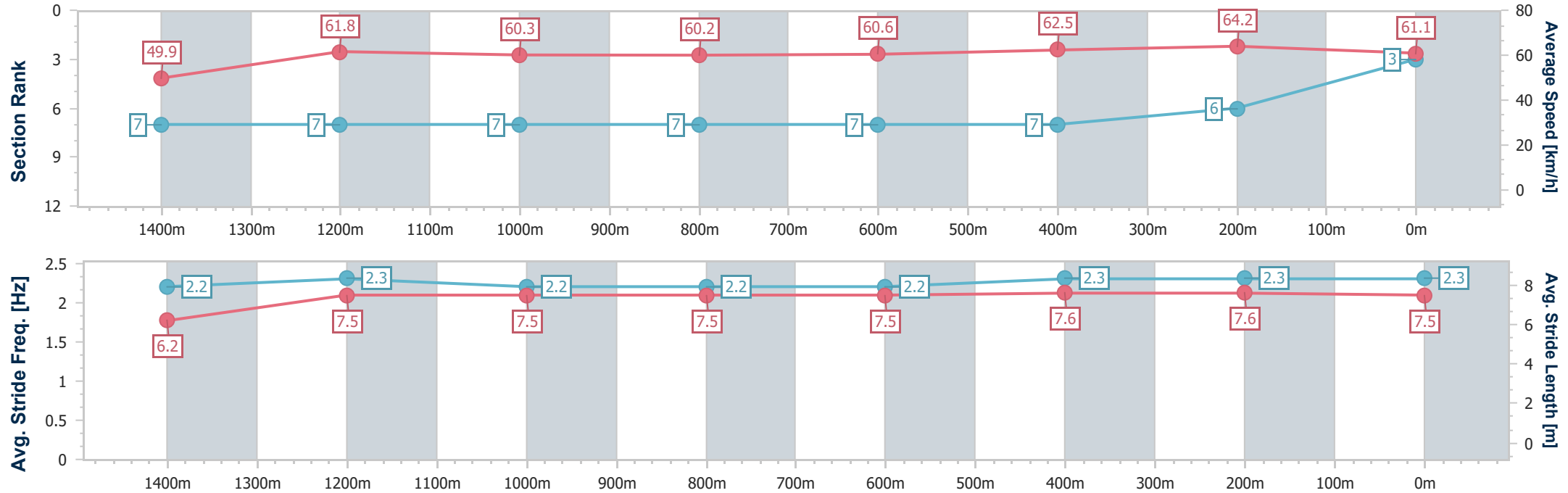


Eagle FarmProfessional  
Race 3: ROAD TO MAGIC MILLIONS BOOK NOW Maiden  
Handicap - 1600m  
12 November 2025 - 15:29  
Track Rating: Good 4, Weather: Fine, Rail Position: +9m Entire Course.



BRISBANE  
RACING CLUB

Section	Overall	1400m	1200m	1000m	800m	600m	400m	200m				
Section Times	1:36.97 [3] (0:14.50)	1:22.47 [7] (0:11.69)	1:10.78 [7] (0:11.99)	0:58.79 [7] (0:12.07)	0:46.72 [7] (0:12.00)	0:34.72 [7] (0:11.59)	0:23.13 [7] (0:11.21)	0:11.92 [6] (0:11.92)				
Average Speed [km/h]	49.9	61.8	60.3	60.2	60.6	62.5	64.2	61.1				
Top Speed [km/h]	61.6	62.1	62.0	61.3	61.5	65.2	65.9	61.9				
Avg. Dist. to Rail [m]	8.7	2.6	2.6	2.1	1.8	1.8	6.1	8.2				
Avg. Stride Freq. [Hz]	2.2	2.3	2.2	2.2	2.2	2.3	2.3	2.3				
Avg. Stride Length [m]	6.2	7.5	7.5	7.5	7.5	7.6	7.6	7.5				



- [ ] Ranking at each section and finish
- .-.- No data available at this section
- NA No data available



Horse/Jockey Name	Zephirine
Final Rank	4
Fastest Section Time (Section)	0:11.26 (400m)
Top Speed [km/h] (Section)	65.1 (400m)
Race State	Finished

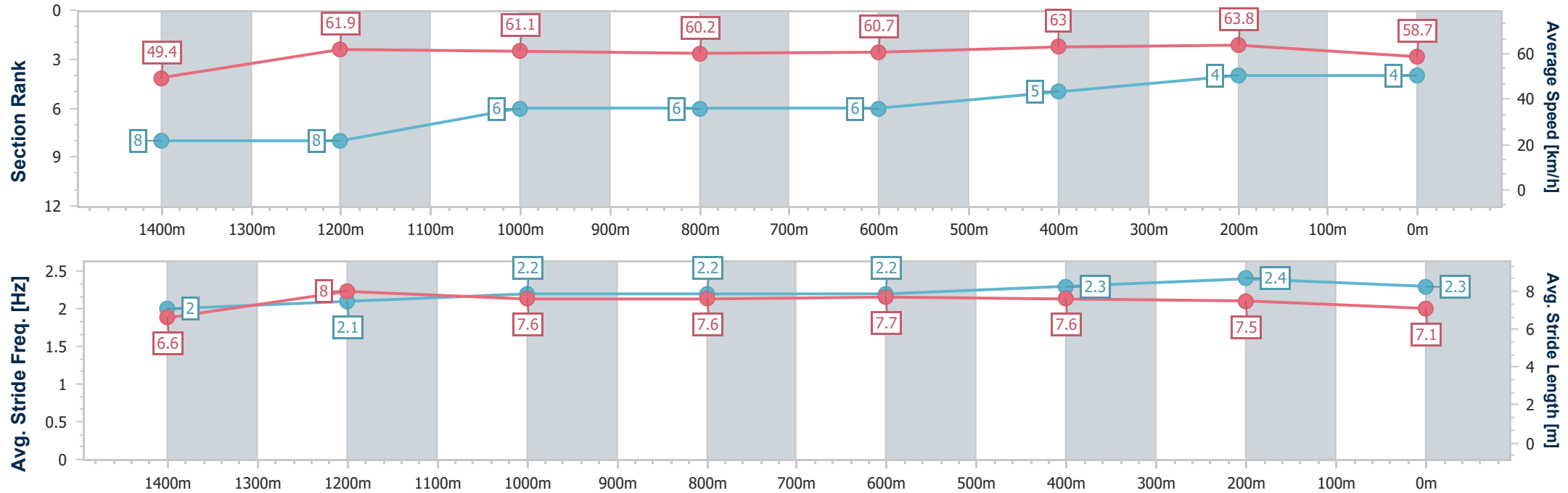


Eagle FarmProfessional  
Race 3: ROAD TO MAGIC MILLIONS BOOK NOW Maiden  
Handicap - 1600m  
12 November 2025 - 15:29  
Track Rating: Good 4, Weather: Fine, Rail Position: +9m Entire Course.



BRISBANE  
RACING CLUB

Section	Overall	1400m	1200m	1000m	800m	600m	400m	200m					
Section Times	1:37.15 [4] (0:14.63)	1:22.52 [8] (0:11.63)	1:10.89 [8] (0:11.84)	0:59.05 [6] (0:12.07)	0:46.98 [6] (0:11.94)	0:35.04 [6] (0:11.42)	0:23.62 [5] (0:11.26)	0:12.36 [4] (0:12.36)					
Average Speed [km/h]	49.4	61.9	61.1	60.2	60.7	63.0	63.8	58.7					
Top Speed [km/h]	63.2	63.4	62.1	60.9	62.0	64.8	65.1	61.7					
Avg. Dist. to Rail [m]	7.5	1.9	2.5	2.1	1.0	0.4	2.1	4.5					
Avg. Stride Freq. [Hz]	2.0	2.1	2.2	2.2	2.2	2.3	2.4	2.3					
Avg. Stride Length [m]	6.6	8.0	7.6	7.6	7.7	7.6	7.5	7.1					



[ ] Ranking at each section and finish  
- - - - No data available at this section  
NA No data available



Horse/Jockey Name	Tulong
Final Rank	5
Fastest Section Time (Section)	0:11.36 (400m)
Top Speed [km/h] (Section)	66.6 (400m)
Race State	Finished

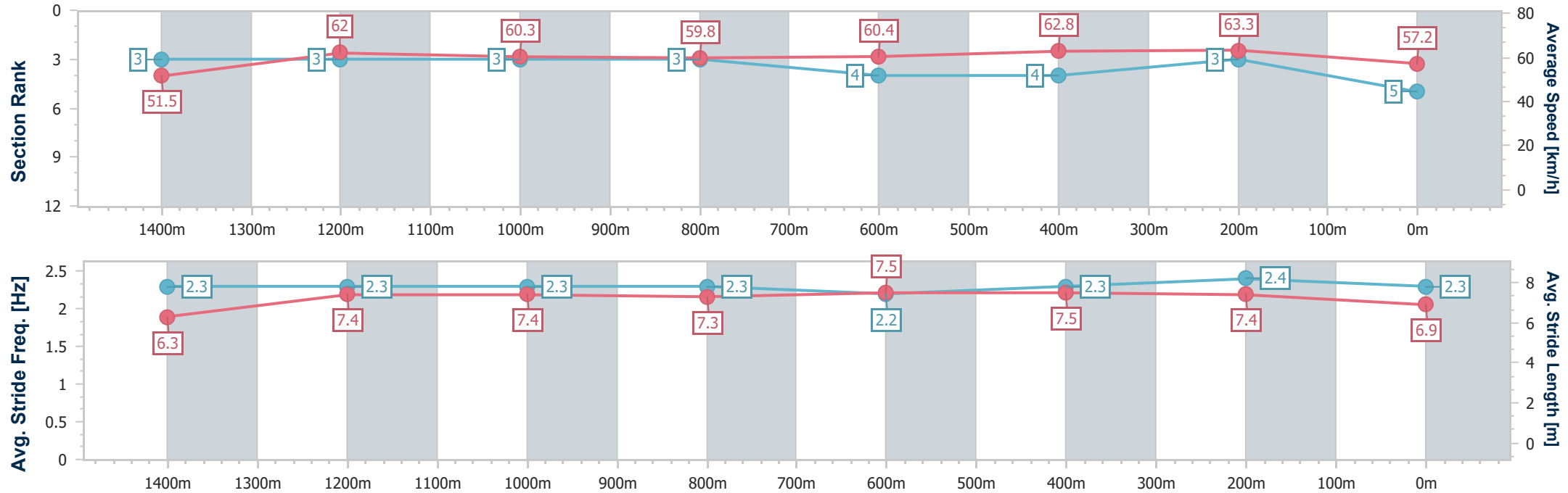


Eagle FarmProfessional  
Race 3: ROAD TO MAGIC MILLIONS BOOK NOW Maiden  
Handicap - 1600m  
12 November 2025 - 15:29  
Track Rating: Good 4, Weather: Fine, Rail Position: +9m Entire Course.



BRISBANE  
RACING CLUB

Section	Overall	1400m	1200m	1000m	800m	600m	400m	200m					
Section Times	1:37.49 [5] (0:14.05)	1:23.44 [3] (0:11.65)	1:11.79 [3] (0:11.93)	0:59.86 [3] (0:12.15)	0:47.71 [3] (0:12.04)	0:35.67 [4] (0:11.59)	0:24.08 [4] (0:11.36)	0:12.72 [3] (0:12.72)					
Average Speed [km/h]	51.5	62.0	60.3	59.8	60.4	62.8	63.3	57.2					
Top Speed [km/h]	62.8	62.8	61.3	60.7	61.2	64.5	66.6	60.2					
Avg. Dist. to Rail [m]	7.2	2.2	2.2	2.1	1.8	2.5	7.6	8.1					
Avg. Stride Freq. [Hz]	2.3	2.3	2.3	2.3	2.2	2.3	2.4	2.3					
Avg. Stride Length [m]	6.3	7.4	7.4	7.3	7.5	7.5	7.4	6.9					





Horse/Jockey Name	Meadowbrook
Final Rank	6
Fastest Section Time (Section)	0:11.47 (400m)
Top Speed [km/h] (Section)	65.0 (600m)
Race State	Finished

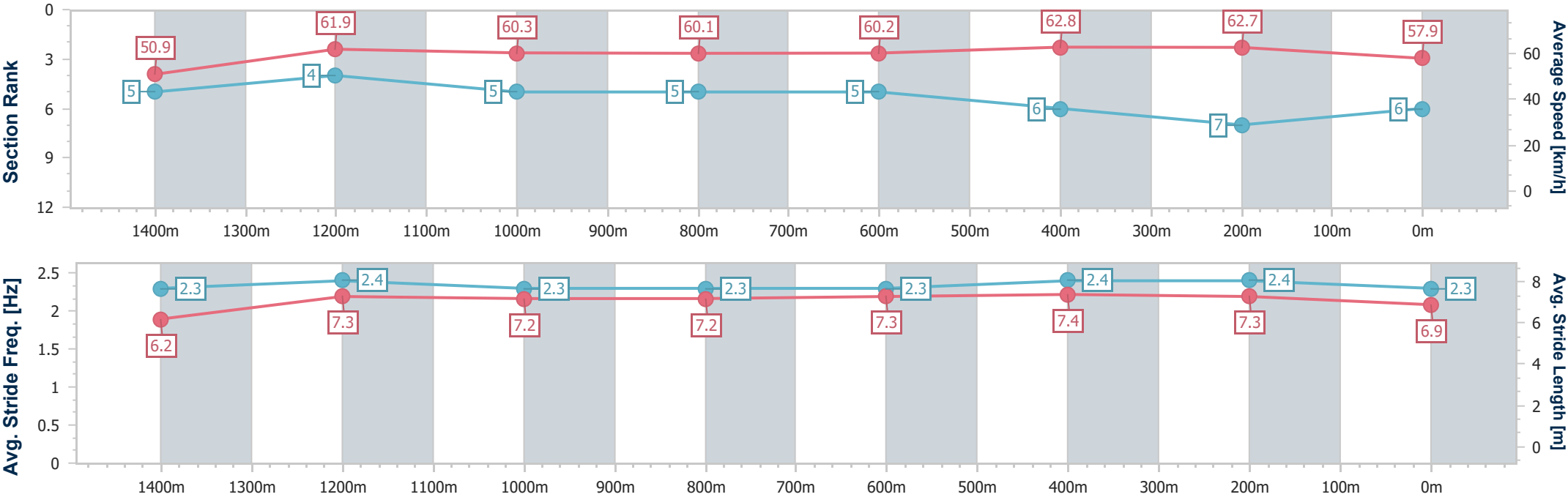


Eagle FarmProfessional  
Race 3: ROAD TO MAGIC MILLIONS BOOK NOW Maiden  
Handicap - 1600m  
12 November 2025 - 15:29  
Track Rating: Good 4, Weather: Fine, Rail Position: +9m Entire  
Course.



BRISBANE  
RACING CLUB

Section	Overall	1400m	1200m	1000m	800m	600m	400m	200m					
Section Times	1:37.67 [6] (0:14.26)	1:23.41 [5] (0:11.63)	1:11.78 [4] (0:11.99)	0:59.79 [5] (0:12.12)	0:47.67 [5] (0:12.06)	0:35.61 [5] (0:11.59)	0:24.02 [6] (0:11.47)	0:12.55 [7] (0:12.55)					
Average Speed [km/h]	50.9	61.9	60.3	60.1	60.2	62.8	62.7	57.9					
Top Speed [km/h]	62.4	62.9	61.4	61.4	61.1	65.0	65.0	60.5					
Avg. Dist. to Rail [m]	8.0	2.0	2.7	2.8	2.1	1.9	5.9	6.7					
Avg. Stride Freq. [Hz]	2.3	2.4	2.3	2.3	2.3	2.4	2.4	2.3					
Avg. Stride Length [m]	6.2	7.3	7.2	7.2	7.3	7.4	7.3	6.9					





Horse/Jockey Name	Valourous Command
Final Rank	7
Fastest Section Time (Section)	0:11.61 (1400m)
Top Speed [km/h] (Section)	64.5 (Overall)
Race State	Finished

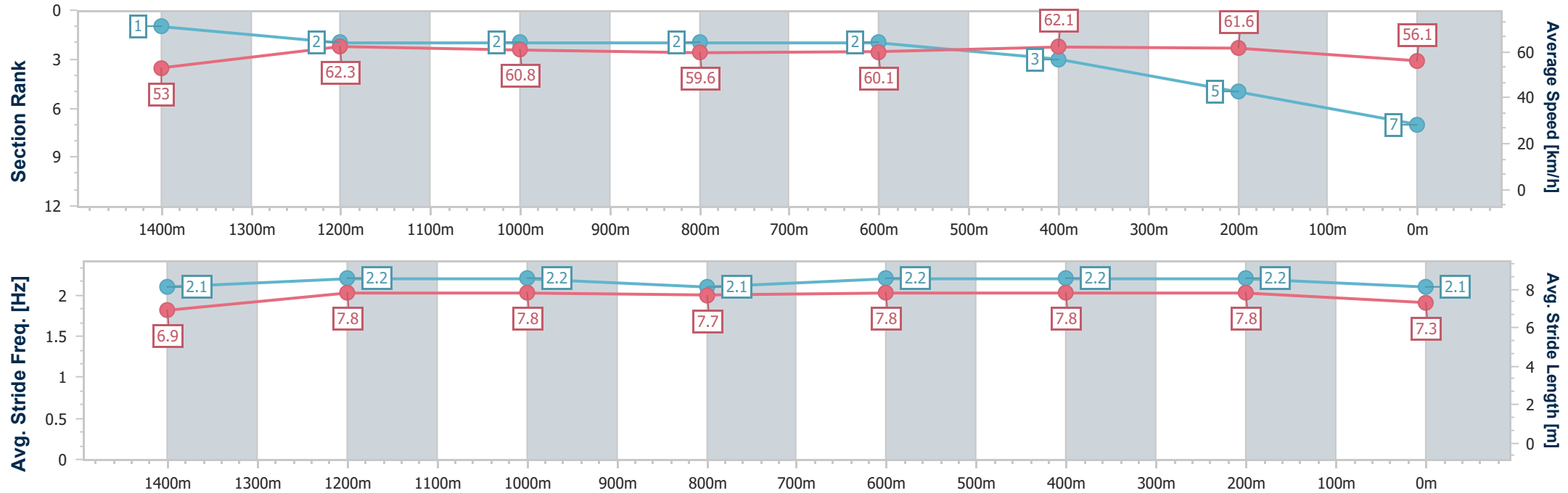


Eagle FarmProfessional  
Race 3: ROAD TO MAGIC MILLIONS BOOK NOW Maiden  
Handicap - 1600m  
12 November 2025 - 15:29  
Track Rating: Good 4, Weather: Fine, Rail Position: +9m Entire Course.



BRISBANE  
RACING CLUB

Section	Overall	1400m	1200m	1000m	800m	600m	400m	200m				
Section Times	1:37.90 [7] (0:13.57)	1:24.33 [1] (0:11.61)	1:12.72 [2] (0:11.83)	1:00.89 [2] (0:12.35)	0:48.54 [2] (0:12.23)	0:36.31 [2] (0:11.66)	0:24.65 [3] (0:11.72)	0:12.93 [5] (0:12.93)				
Average Speed [km/h]	53.0	62.3	60.8	59.6	60.1	62.1	61.6	56.1				
Top Speed [km/h]	64.5	63.5	62.1	60.3	61.1	62.8	63.1	59.3				
Avg. Dist. to Rail [m]	3.9	1.4	2.9	4.4	4.3	1.8	2.3	1.7				
Avg. Stride Freq. [Hz]	2.1	2.2	2.2	2.1	2.2	2.2	2.2	2.1				
Avg. Stride Length [m]	6.9	7.8	7.8	7.7	7.8	7.8	7.8	7.3				







Horse/Jockey Name	Pellinor
Final Rank	8
Fastest Section Time (Section)	0:11.64 (400m)
Top Speed [km/h] (Section)	64.5 (400m)
Race State	Finished

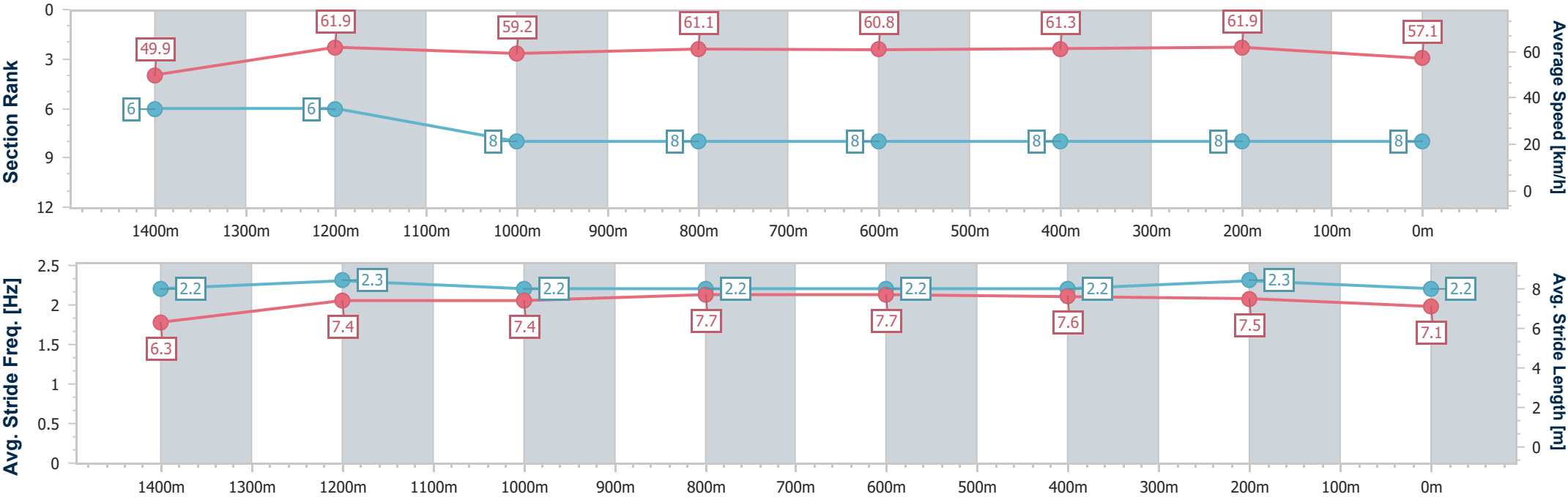


Eagle FarmProfessional  
Race 3: ROAD TO MAGIC MILLIONS BOOK NOW Maiden  
Handicap - 1600m  
12 November 2025 - 15:29  
Track Rating: Good 4, Weather: Fine, Rail Position: +9m Entire Course.



BRISBANE  
RACING CLUB

Section	Overall	1400m	1200m	1000m	800m	600m	400m	200m					
Section Times	1:38.31 [8] (0:14.49)	1:23.82 [6] (0:11.68)	1:12.14 [6] (0:12.21)	0:59.93 [8] (0:11.96)	0:47.97 [8] (0:11.93)	0:36.04 [8] (0:11.74)	0:24.30 [8] (0:11.64)	0:12.66 [8] (0:12.66)					
Average Speed [km/h]	49.9	61.9	59.2	61.1	60.8	61.3	61.9	57.1					
Top Speed [km/h]	61.2	62.7	61.1	61.9	61.8	63.3	64.5	59.9					
Avg. Dist. to Rail [m]	11.5	4.9	4.0	2.9	1.8	0.4	1.0	1.3					
Avg. Stride Freq. [Hz]	2.2	2.3	2.2	2.2	2.2	2.2	2.3	2.2					
Avg. Stride Length [m]	6.3	7.4	7.4	7.7	7.7	7.6	7.5	7.1					





**Eagle Farm Professional**  
**Race 4: BECOME A BRC MEMBER QTIS Three-Year-Old Maiden**  
**Handicap - 1400m**  
**12 November 2025 - 16:03**



Track Rating: Good 4, Weather: Fine, Rail Position: +9m Entire Course.

Section						Overall	1200m	1000m	800m	600m	400m	Last 600m	
Field Times						1:24.08 (0:13.83)	1:10.25 (0:11.06)	0:59.19 (0:11.95)	0:47.24 (0:12.15)	0:35.09 (0:11.72)	0:23.37 (0:11.51)	0:35.09	
Rank	TAB	Horse/Jockey	Barrier	Top Speed [km/h]	Fastest Section								Distance Travelled [m]
1	12	STATE OPERA	2	65.1	0:11.20	1:24.08 [1]	1:09.76 [7]	0:58.22 [7]	0:46.38 [7]	0:34.27 [7]	0:22.75 [6]	0:34.27	
		Daniel Moor		600m	400m	(0:14.32)	(0:11.54)	(0:11.84)	(0:12.11)	(0:11.52)	(0:11.20)		
2	13	PARADISE AS USUAL	6	66.5	0:10.97	1:24.20 [2]	1:09.60 [10]	0:57.98 [10]	0:46.14 [10]	0:34.03 [10]	0:22.63 [9]	0:34.03 -7	
		Micheal Hellyer		400m	400m	(0:14.60)	(0:11.62)	(0:11.84)	(0:12.11)	(0:11.40)	(0:10.97)		
3	1	NOTTINGTON PRINCE	4	66.3	0:11.26	1:24.41 [3]	1:10.53 [2]	0:59.19 [3]	0:47.16 [4]	0:34.99 [4]	0:23.22 [4]	0:34.99 +1	
		Robbie Dolan		1200m	400m	(0:13.88)	(0:11.34)	(0:12.03)	(0:12.17)	(0:11.77)	(0:11.26)		
4	6	DIALIDAE	1	65.9	0:11.14	1:24.43 [4]	1:10.42 [4]	0:59.04 [4]	0:47.15 [5]	0:34.91 [5]	0:23.17 [5]	0:34.91 +5	
		Ron Stewart		400m	400m	(0:14.01)	(0:11.38)	(0:11.89)	(0:12.24)	(0:11.74)	(0:11.14)		
5	11	OUR BRAVE LINI	7	66.0	0:11.32	1:24.54 [5]	1:10.50 [5]	0:59.13 [5]	0:47.29 [3]	0:35.14 [3]	0:23.39 [3]	0:35.14 +3	
		Brandon Lerena		Overall	400m	(0:14.04)	(0:11.37)	(0:11.84)	(0:12.15)	(0:11.75)	(0:11.32)		
6	5	VINTAGE VIBES	5	66.7	0:11.27	1:24.56 [6]	1:10.62 [3]	0:59.35 [2]	0:47.49 [2]	0:35.38 [2]	0:23.67 [2]	0:35.38 +3	
		Corey Sutherland		1200m	1200m	(0:13.94)	(0:11.27)	(0:11.86)	(0:12.11)	(0:11.71)	(0:11.33)		
7	10	MISHANI IMPACT	10	65.3	0:11.23	1:25.16 [7]	1:10.57 [9]	0:58.94 [9]	0:47.17 [9]	0:35.01 [9]	0:23.46 [10]	0:35.01 +6	
		Karl Zechner		400m	400m	(0:14.59)	(0:11.63)	(0:11.77)	(0:12.16)	(0:11.55)	(0:11.23)		
8	3	ARGYLE GOLD	3	64.7	0:11.52	1:25.18 [8]	1:11.08 [6]	0:59.54 [6]	0:47.68 [6]	0:35.48 [6]	0:23.80 [7]	0:35.48 +5	
		Georgina Cartwright		Overall	400m	(0:14.10)	(0:11.54)	(0:11.86)	(0:12.20)	(0:11.68)	(0:11.52)		
9	2	KING COBAMA	8	68.5	0:11.06	1:25.29 [9]	1:11.46 [1]	1:00.40 [1]	0:48.45 [1]	0:36.30 [1]	0:24.58 [1]	0:36.30 +2	
		Damien Thornton		1200m	1200m	(0:13.83)	(0:11.06)	(0:11.95)	(0:12.15)	(0:11.72)	(0:11.56)		
10	8	JUSTA BARTY	9	64.4	0:11.50	1:25.42 [10]	1:11.04 [8]	0:59.53 [8]	0:47.68 [8]	0:35.51 [8]	0:24.01 [8]	0:35.51 +6	
		Ben Thompson		Overall	600m	(0:14.38)	(0:11.51)	(0:11.85)	(0:12.17)	(0:11.50)	(0:11.54)		

Scratched: Bodhran (#9), Far Beyond (#4), Hidden Future (#7)



**Eagle Farm Professional**  
**Race 4: BECOME A BRC MEMBER QTIS Three-Year-Old Maiden**  
**Handicap - 1400m**  
**12 November 2025 - 16:03**



Track Rating: Good 4, Weather: Fine, Rail Position: +9m Entire Course.

Section Field Times		200m 0:11.86 (0:11.86)		Last 600m 0:35.09			
Rank	TAB	Horse/Jockey	Barrier	Top Speed [km/h]	Fastest Section	Margin	Distance Travelled [m]
1	12	STATE OPERA	2	65.1	0:11.20	0:11.55 [6]	1:24.08
		Daniel Moor		600m	400m	(0:11.55)	0:34.27
2	13	PARADISE AS USUAL	6	66.5	0:10.97	0:11.66 [7]	0.7L
		Micheal Hellyer		400m	400m	(0:11.66)	0:34.03 -7
3	1	NOTTINGTON PRINCE	4	66.3	0:11.26	0:11.96 [4]	1.9L
		Robbie Dolan		1200m	400m	(0:11.96)	0:34.99 +1
4	6	DIALIDAE	1	65.9	0:11.14	0:12.03 [3]	2.06L
		Ron Stewart		400m	400m	(0:12.03)	0:34.91 +5
5	11	OUR BRAVE LINI	7	66.0	0:11.32	0:12.07 [5]	2.71L
		Brandon Lerena		Overall	400m	(0:12.07)	0:35.14 +3
6	5	VINTAGE VIBES	5	66.7	0:11.27	0:12.34 [1]	2.8L
		Corey Sutherland		1200m	1200m	(0:12.34)	0:35.38 +3
7	10	MISHANI IMPACT	10	65.3	0:11.23	0:12.23 [9]	6.36L
		Karl Zechner		400m	400m	(0:12.23)	0:35.01 +6
8	3	ARGYLE GOLD	3	64.7	0:11.52	0:12.28 [8]	6.45L
		Georgina Cartwright		Overall	400m	(0:12.28)	0:35.48 +5
9	2	KING COBAMA	8	68.5	0:11.06	0:13.02 [2]	7.13L
		Damien Thornton		1200m	1200m	(0:13.02)	0:36.30 +2
10	8	JUSTA BARTY	9	64.4	0:11.50	0:12.47 [10]	7.88L
		Ben Thompson		Overall	600m	(0:12.47)	0:35.51 +6

Scratched: Bodhran (#9), Far Beyond (#4), Hidden Future (#7)



Horse/Jockey Name	State Opera
Final Rank	1
Fastest Section Time (Section)	0:11.20 (400m)
Top Speed [km/h] (Section)	65.1 (600m)
Race State	Finished

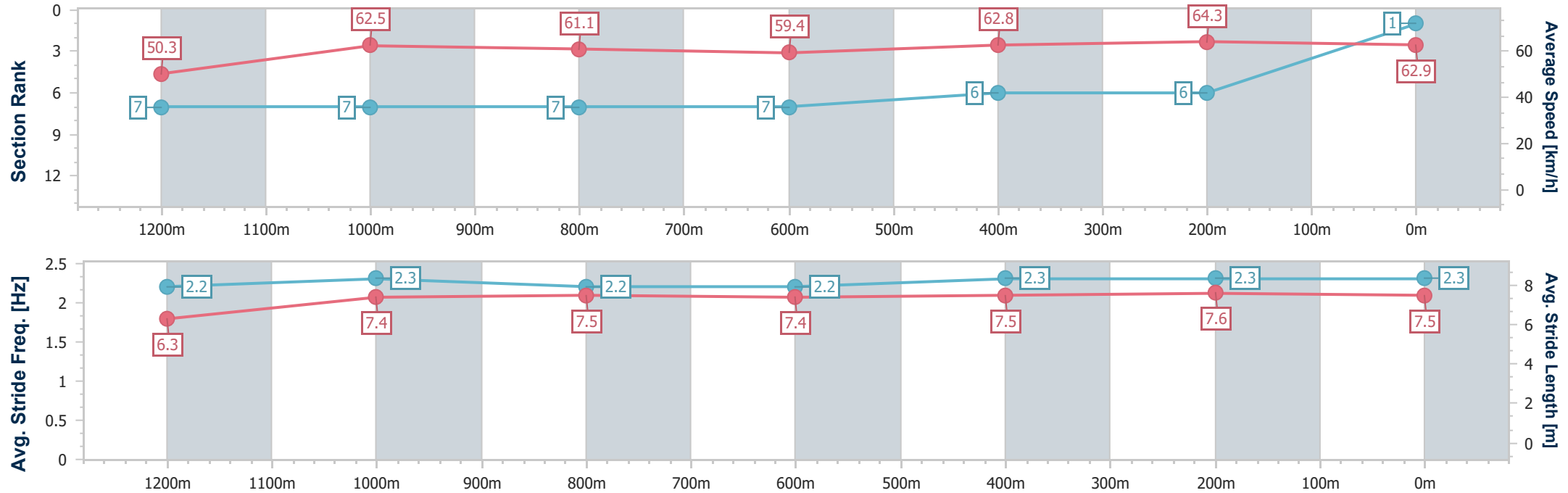


Eagle Farm Professional  
Race 4: BECOME A BRC MEMBER QTIS Three-Year-Old Maiden  
Handicap - 1400m  
12 November 2025 - 16:03  
Track Rating: Good 4, Weather: Fine, Rail Position: +9m Entire Course.



BRISBANE  
RACING CLUB

Section	Overall	1200m	1000m	800m	600m	400m	200m						
Section Times	1:24.08 [1] (0:14.32)	1:09.76 [7] (0:11.54)	0:58.22 [7] (0:11.84)	0:46.38 [7] (0:12.11)	0:34.27 [7] (0:11.52)	0:22.75 [6] (0:11.20)	0:11.55 [6] (0:11.55)						
Average Speed [km/h]	50.3	62.5	61.1	59.4	62.8	64.3	62.9						
Top Speed [km/h]	64.4	64.0	61.7	61.9	65.1	65.1	64.8						
Avg. Dist. to Rail [m]	2.9	1.6	0.6	0.2	0.8	4.2	2.9						
Avg. Stride Freq. [Hz]	2.2	2.3	2.2	2.2	2.3	2.3	2.3						
Avg. Stride Length [m]	6.3	7.4	7.5	7.4	7.5	7.6	7.5						



[ ] Ranking at each section and finish  
-.-.- No data available at this section  
NA No data available



Horse/Jockey Name	Paradise As Usual
Final Rank	2
Fastest Section Time (Section)	0:10.97 (400m)
Top Speed [km/h] (Section)	66.5 (400m)
Race State	Finished

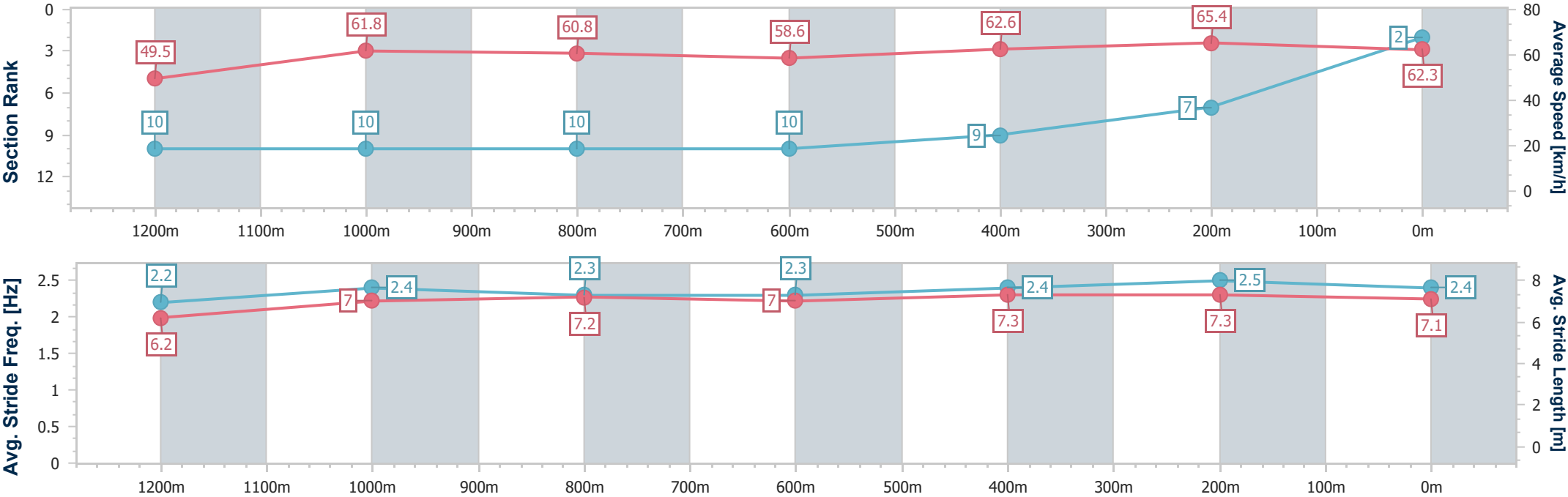


Eagle Farm Professional  
Race 4: BECOME A BRC MEMBER QTIS Three-Year-Old Maiden  
Handicap - 1400m  
12 November 2025 - 16:03  
Track Rating: Good 4, Weather: Fine, Rail Position: +9m Entire Course.



BRISBANE  
RACING CLUB

Section	Overall	1200m	1000m	800m	600m	400m	200m						
Section Times	1:24.20 [2] (0:14.60)	1:09.60 [10] (0:11.62)	0:57.98 [10] (0:11.84)	0:46.14 [10] (0:12.11)	0:34.03 [10] (0:11.40)	0:22.63 [9] (0:10.97)	0:11.66 [7] (0:11.66)						
Average Speed [km/h]	49.5	61.8	60.8	58.6	62.6	65.4	62.3						
Top Speed [km/h]	62.6	63.7	61.8	62.1	64.9	66.5	64.0						
Avg. Dist. to Rail [m]	4.8	1.8	0.9	2.4	2.4	1.1	2.0						
Avg. Stride Freq. [Hz]	2.2	2.4	2.3	2.3	2.4	2.5	2.4						
Avg. Stride Length [m]	6.2	7.0	7.2	7.0	7.3	7.3	7.1						





Horse/Jockey Name	Nottingham Prince
Final Rank	3
Fastest Section Time (Section)	0:11.26 (400m)
Top Speed [km/h] (Section)	66.3 (1200m)
Race State	Finished

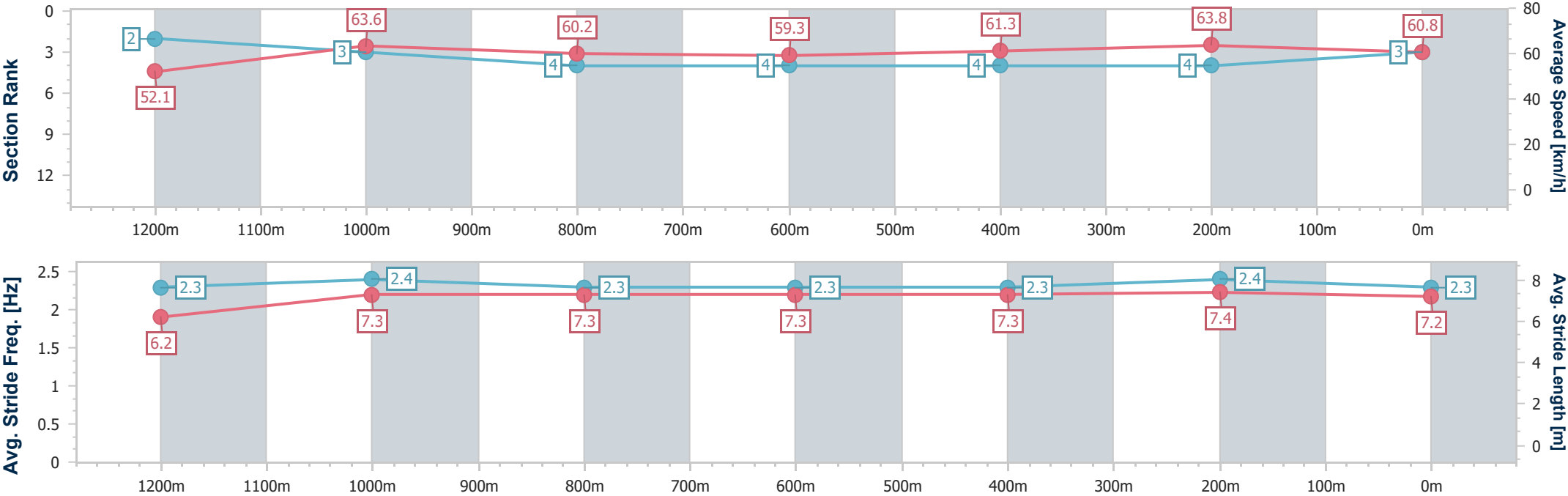


Eagle Farm Professional  
Race 4: BECOME A BRC MEMBER QTIS Three-Year-Old Maiden  
Handicap - 1400m  
12 November 2025 - 16:03  
Track Rating: Good 4, Weather: Fine, Rail Position: +9m Entire Course.



BRISBANE  
RACING CLUB

Section	Overall	1200m	1000m	800m	600m	400m	200m						
Section Times	1:24.41 [3] (0:13.88)	1:10.53 [2] (0:11.34)	0:59.19 [3] (0:12.03)	0:47.16 [4] (0:12.17)	0:34.99 [4] (0:11.77)	0:23.22 [4] (0:11.26)	0:11.96 [4] (0:11.96)						
Average Speed [km/h]	52.1	63.6	60.2	59.3	61.3	63.8	60.8						
Top Speed [km/h]	65.3	66.3	61.8	60.6	64.2	65.0	63.3						
Avg. Dist. to Rail [m]	3.5	1.4	1.4	0.7	0.4	3.8	5.3						
Avg. Stride Freq. [Hz]	2.3	2.4	2.3	2.3	2.3	2.4	2.3						
Avg. Stride Length [m]	6.2	7.3	7.3	7.3	7.3	7.4	7.2						





Horse/Jockey Name	Dialidae
Final Rank	4
Fastest Section Time (Section)	0:11.14 (400m)
Top Speed [km/h] (Section)	65.9 (400m)
Race State	Finished

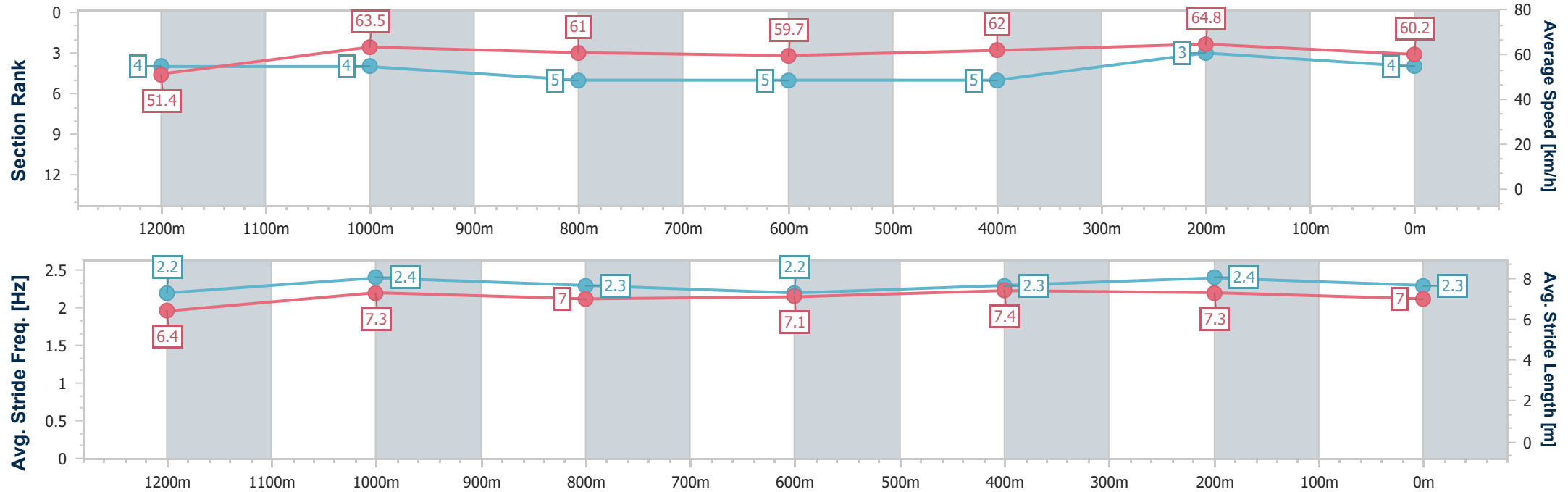


Eagle Farm Professional  
Race 4: BECOME A BRC MEMBER QTIS Three-Year-Old Maiden  
Handicap - 1400m  
12 November 2025 - 16:03  
Track Rating: Good 4, Weather: Fine, Rail Position: +9m Entire  
Course.



BRISBANE  
RACING CLUB

Section	Overall	1200m	1000m	800m	600m	400m	200m						
Section Times	1:24.43 [4] (0:14.01)	1:10.42 [4] (0:11.38)	0:59.04 [4] (0:11.89)	0:47.15 [5] (0:12.24)	0:34.91 [5] (0:11.74)	0:23.17 [5] (0:11.14)	0:12.03 [3] (0:12.03)						
Average Speed [km/h]	51.4	63.5	61.0	59.7	62.0	64.8	60.2						
Top Speed [km/h]	64.6	65.7	61.8	62.2	65.6	65.9	63.4						
Avg. Dist. to Rail [m]	2.5	1.8	1.6	2.3	2.8	5.9	7.1						
Avg. Stride Freq. [Hz]	2.2	2.4	2.3	2.2	2.3	2.4	2.3						
Avg. Stride Length [m]	6.4	7.3	7.0	7.1	7.4	7.3	7.0						





Horse/Jockey Name	Our Brave Lini
Final Rank	5
Fastest Section Time (Section)	0:11.32 (400m)
Top Speed [km/h] (Section)	66.0 (Overall)
Race State	Finished

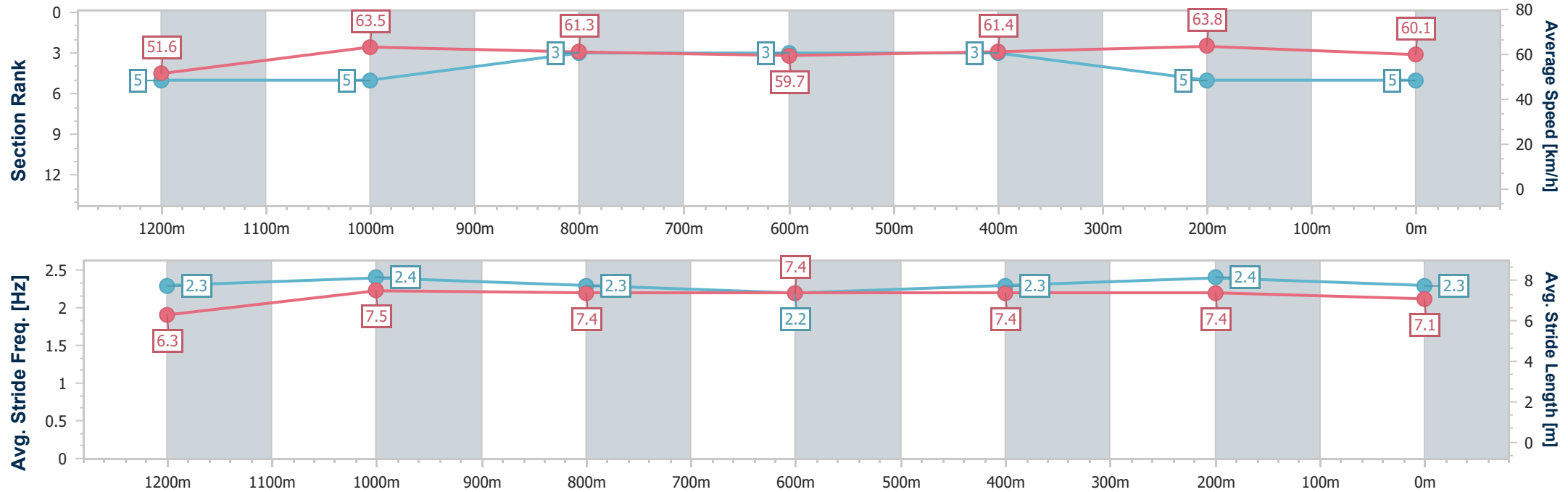


Eagle FarmProfessional  
Race 4: BECOME A BRC MEMBER QTIS Three-Year-Old Maiden  
Handicap - 1400m  
12 November 2025 - 16:03  
Track Rating: Good 4, Weather: Fine, Rail Position: +9m Entire  
Course.



BRISBANE  
RACING CLUB

Section	Overall	1200m	1000m	800m	600m	400m	200m						
Section Times	1:24.54 [5] (0:14.04)	1:10.50 [5] (0:11.37)	0:59.13 [5] (0:11.84)	0:47.29 [3] (0:12.15)	0:35.14 [3] (0:11.75)	0:23.39 [3] (0:11.32)	0:12.07 [5] (0:12.07)						
Average Speed [km/h]	51.6	63.5	61.3	59.7	61.4	63.8	60.1						
Top Speed [km/h]	66.0	65.4	62.2	60.4	63.5	64.8	62.1						
Avg. Dist. to Rail [m]	6.7	3.2	1.8	1.6	1.1	5.0	4.9						
Avg. Stride Freq. [Hz]	2.3	2.4	2.3	2.2	2.3	2.4	2.3						
Avg. Stride Length [m]	6.3	7.5	7.4	7.4	7.4	7.4	7.1						



[ ] Ranking at each section and finish  
-.-.- No data available at this section  
NA No data available





Horse/Jockey Name	Vintage Vibes
Final Rank	6
Fastest Section Time (Section)	0:11.27 (1200m)
Top Speed [km/h] (Section)	66.7 (1200m)
Race State	Finished

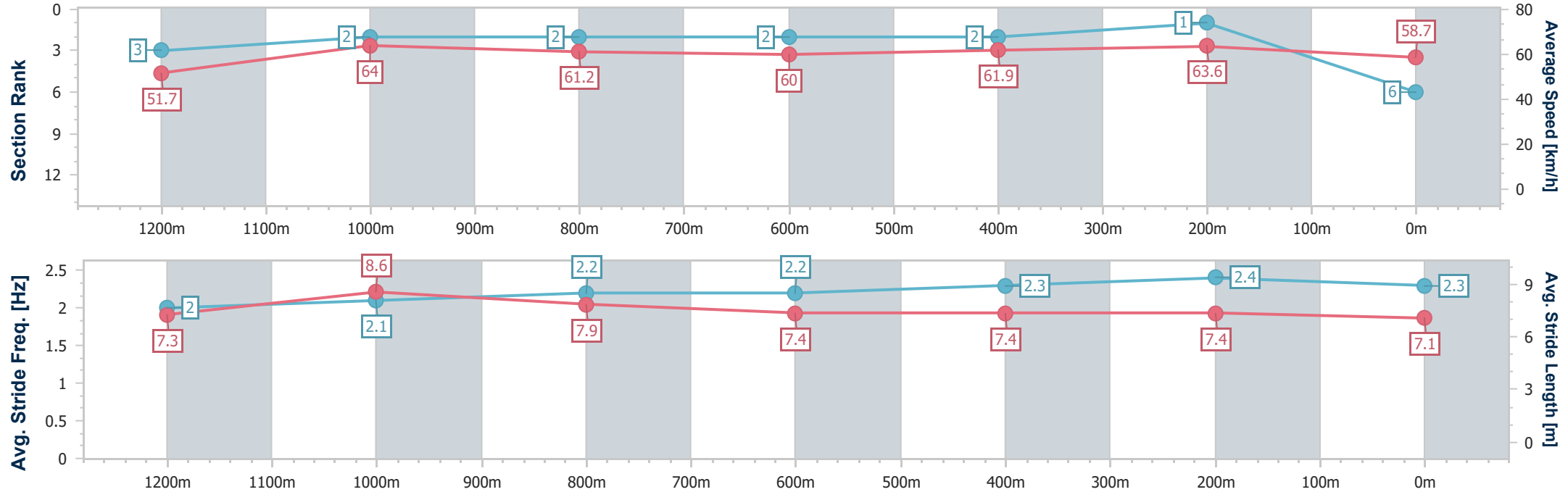


Eagle FarmProfessional  
Race 4: BECOME A BRC MEMBER QTIS Three-Year-Old Maiden  
Handicap - 1400m  
12 November 2025 - 16:03  
Track Rating: Good 4, Weather: Fine, Rail Position: +9m Entire  
Course.



BRISBANE  
RACING CLUB

Section	Overall	1200m	1000m	800m	600m	400m	200m						
Section Times	1:24.56 [6] (0:13.94)	1:10.62 [3] (0:11.27)	0:59.35 [2] (0:11.86)	0:47.49 [2] (0:12.11)	0:35.38 [2] (0:11.71)	0:23.67 [2] (0:11.33)	0:12.34 [1] (0:12.34)						
Average Speed [km/h]	51.7	64.0	61.2	60.0	61.9	63.6	58.7						
Top Speed [km/h]	65.2	66.7	63.6	60.9	65.1	65.5	60.6						
Avg. Dist. to Rail [m]	5.4	2.2	1.5	2.0	1.4	2.3	2.1						
Avg. Stride Freq. [Hz]	2.0	2.1	2.2	2.2	2.3	2.4	2.3						
Avg. Stride Length [m]	7.3	8.6	7.9	7.4	7.4	7.4	7.1						



[ ] Ranking at each section and finish  
-.-.- No data available at this section  
NA No data available



Horse/Jockey Name	Mishani Impact
Final Rank	7
Fastest Section Time (Section)	0:11.23 (400m)
Top Speed [km/h] (Section)	65.3 (400m)
Race State	Finished

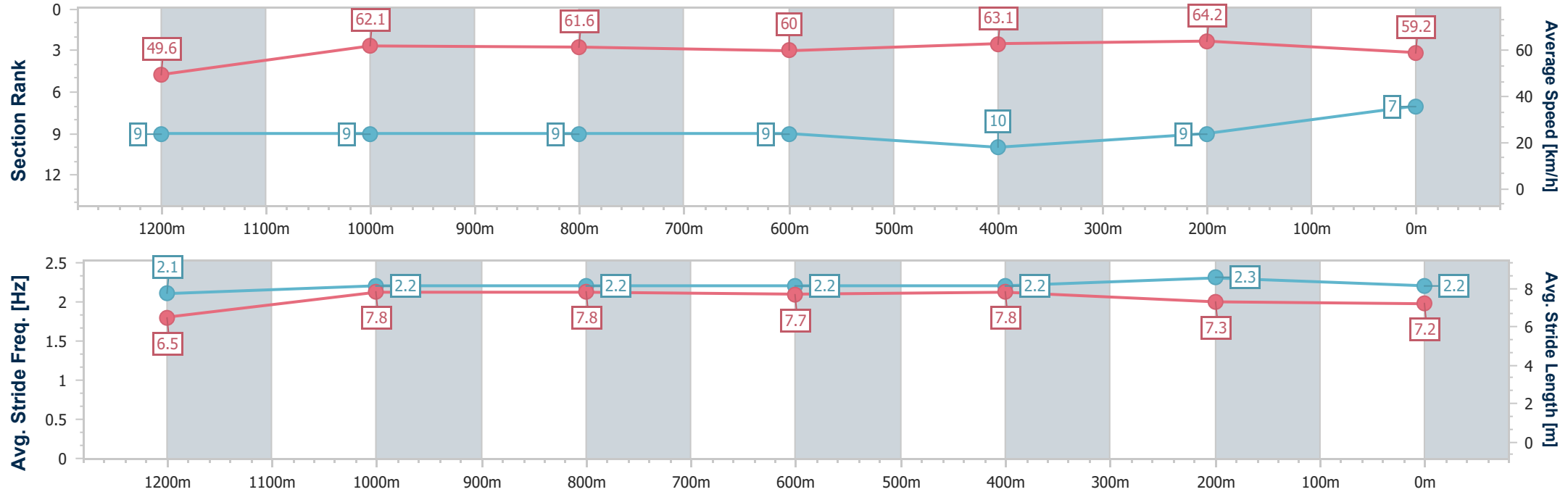


Eagle FarmProfessional  
Race 4: BECOME A BRC MEMBER QTIS Three-Year-Old Maiden  
Handicap - 1400m  
12 November 2025 - 16:03  
Track Rating: Good 4, Weather: Fine, Rail Position: +9m Entire  
Course.



BRISBANE  
RACING CLUB

Section	Overall	1200m	1000m	800m	600m	400m	200m						
Section Times	1:25.16 [7] (0:14.59)	1:10.57 [9] (0:11.63)	0:58.94 [9] (0:11.77)	0:47.17 [9] (0:12.16)	0:35.01 [9] (0:11.55)	0:23.46 [10] (0:11.23)	0:12.23 [9] (0:12.23)						
Average Speed [km/h]	49.6	62.1	61.6	60.0	63.1	64.2	59.2						
Top Speed [km/h]	63.1	63.2	62.5	61.5	65.1	65.3	62.6						
Avg. Dist. to Rail [m]	8.4	2.9	1.9	2.3	2.6	8.8	7.7						
Avg. Stride Freq. [Hz]	2.1	2.2	2.2	2.2	2.2	2.3	2.2						
Avg. Stride Length [m]	6.5	7.8	7.8	7.7	7.8	7.3	7.2						



[ ] Ranking at each section and finish  
-.-.- No data available at this section  
NA No data available



Horse/Jockey Name	Argyle Gold
Final Rank	8
Fastest Section Time (Section)	0:11.52 (400m)
Top Speed [km/h] (Section)	64.7 (Overall)
Race State	Finished

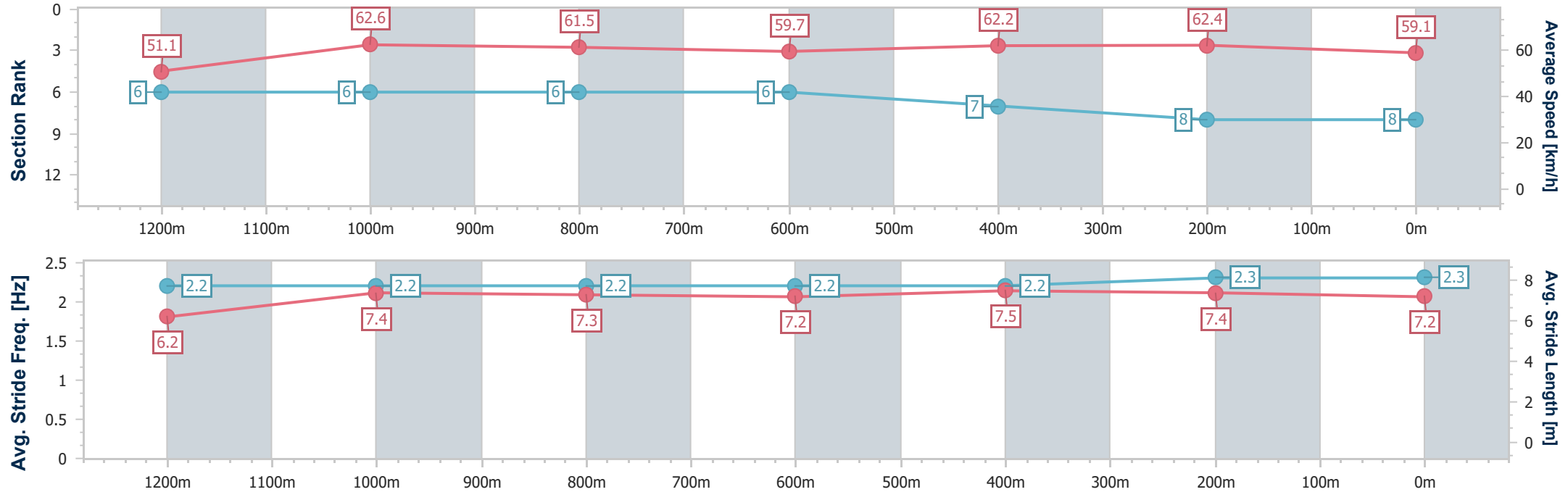


Eagle Farm Professional  
Race 4: BECOME A BRC MEMBER QTIS Three-Year-Old Maiden  
Handicap - 1400m  
12 November 2025 - 16:03  
Track Rating: Good 4, Weather: Fine, Rail Position: +9m Entire Course.



BRISBANE  
RACING CLUB

Section	Overall	1200m	1000m	800m	600m	400m	200m						
Section Times	1:25.18 [8] (0:14.10)	1:11.08 [6] (0:11.54)	0:59.54 [6] (0:11.86)	0:47.68 [6] (0:12.20)	0:35.48 [6] (0:11.68)	0:23.80 [7] (0:11.52)	0:12.28 [8] (0:12.28)						
Average Speed [km/h]	51.1	62.6	61.5	59.7	62.2	62.4	59.1						
Top Speed [km/h]	64.7	64.6	62.1	61.3	64.1	64.1	60.8						
Avg. Dist. to Rail [m]	3.9	3.2	2.9	2.3	1.6	5.6	4.8						
Avg. Stride Freq. [Hz]	2.2	2.2	2.2	2.2	2.2	2.3	2.3						
Avg. Stride Length [m]	6.2	7.4	7.3	7.2	7.5	7.4	7.2						



- [ ] Ranking at each section and finish
- .-.-.- No data available at this section
- NA No data available



Horse/Jockey Name	King Cobama
Final Rank	9
Fastest Section Time (Section)	0:11.06 (1200m)
Top Speed [km/h] (Section)	68.5 (1200m)
Race State	Finished

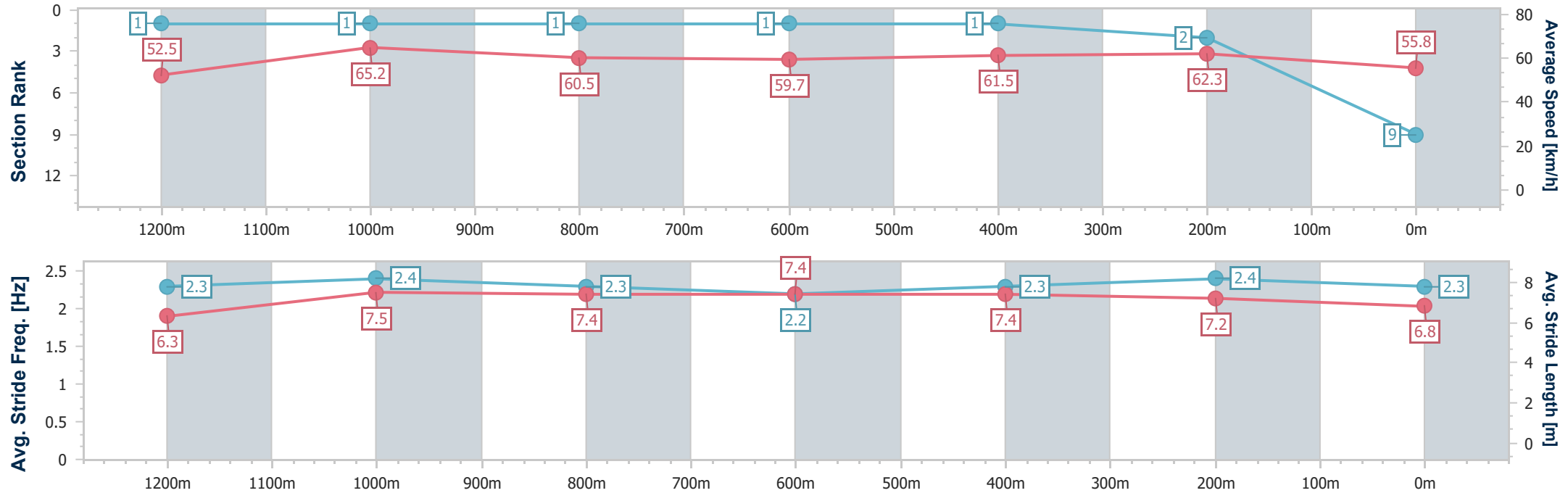


Eagle FarmProfessional  
Race 4: BECOME A BRC MEMBER QTIS Three-Year-Old Maiden  
Handicap - 1400m  
12 November 2025 - 16:03  
Track Rating: Good 4, Weather: Fine, Rail Position: +9m Entire  
Course.



BRISBANE  
RACING CLUB

Section	Overall	1200m	1000m	800m	600m	400m	200m						
Section Times	1:25.29 [9] (0:13.83)	1:11.46 [1] (0:11.06)	1:00.40 [1] (0:11.95)	0:48.45 [1] (0:12.15)	0:36.30 [1] (0:11.72)	0:24.58 [1] (0:11.56)	0:13.02 [2] (0:13.02)						
Average Speed [km/h]	52.5	65.2	60.5	59.7	61.5	62.3	55.8						
Top Speed [km/h]	67.3	68.5	61.3	60.1	64.4	64.8	59.8						
Avg. Dist. to Rail [m]	8.9	3.1	1.0	1.1	0.8	2.2	2.5						
Avg. Stride Freq. [Hz]	2.3	2.4	2.3	2.2	2.3	2.4	2.3						
Avg. Stride Length [m]	6.3	7.5	7.4	7.4	7.4	7.2	6.8						





Horse/Jockey Name	Justa Barty
Final Rank	10
Fastest Section Time (Section)	0:11.50 (600m)
Top Speed [km/h] (Section)	64.4 (Overall)
Race State	Finished

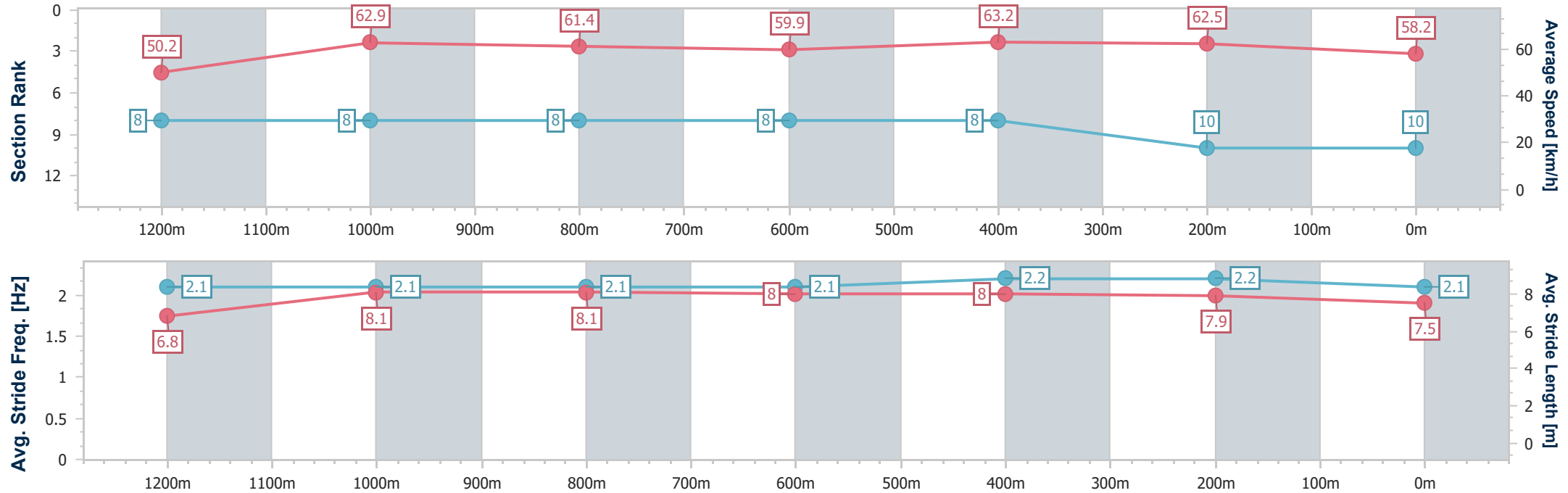


Eagle FarmProfessional  
Race 4: BECOME A BRC MEMBER QTIS Three-Year-Old Maiden  
Handicap - 1400m  
12 November 2025 - 16:03  
Track Rating: Good 4, Weather: Fine, Rail Position: +9m Entire  
Course.



BRISBANE  
RACING CLUB

Section	Overall	1200m	1000m	800m	600m	400m	200m						
Section Times	1:25.42 [10] (0:14.38)	1:11.04 [8] (0:11.51)	0:59.53 [8] (0:11.85)	0:47.68 [8] (0:12.17)	0:35.51 [8] (0:11.50)	0:24.01 [8] (0:11.54)	0:12.47 [10] (0:12.47)						
Average Speed [km/h]	50.2	62.9	61.4	59.9	63.2	62.5	58.2						
Top Speed [km/h]	64.4	63.8	62.0	61.0	64.1	63.9	60.9						
Avg. Dist. to Rail [m]	7.7	3.2	2.8	2.3	2.4	7.2	5.7						
Avg. Stride Freq. [Hz]	2.1	2.1	2.1	2.1	2.2	2.2	2.1						
Avg. Stride Length [m]	6.8	8.1	8.1	8.0	8.0	7.9	7.5						





# Eagle Farm Professional

## Race 5: XXXX GOLD Class 1 Handicap - 1845m

12 November 2025 - 16:39



BRISBANE  
RACING CLUB

Track Rating: Good 4, Weather: Fine, Rail Position: +9m Entire Course.

Section						Overall	1600m	1400m	1200m	1000m	800m	600m	Last 600m
Field Times						1:55.82 (0:17.08)	1:38.74 (0:12.67)	1:26.07 (0:13.05)	1:13.02 (0:13.31)	0:59.71 (0:13.30)	0:46.41 (0:12.66)	0:33.75 (0:11.61)	0:33.75
Rank	TAB	Horse/Jockey	Barrier	Top Speed [km/h]	Fastest Section								Distance Travelled [m]
1	5	LET'S DO IT AGAIN	4	68.4	0:10.88	1:55.82 [1]	1:38.74 [1]	1:25.97 [2]	1:12.92 [2]	0:59.59 [2]	0:46.12 [2]	0:33.68 [2]	0:33.68
		Jasper Franklin		400m	400m	(0:17.08)	(0:12.77)	(0:13.05)	(0:13.33)	(0:13.47)	(0:12.44)	(0:11.54)	
2	3	THROTTLE RESPONSE	6	67.5	0:10.86	1:55.82 [2]	1:38.70 [2]	1:26.07 [1]	1:13.02 [1]	0:59.71 [1]	0:46.41 [1]	0:33.75 [1]	0:33.75
		Kyle Wilson-Taylor		400m	400m	(0:17.12)	(0:12.63)	(0:13.05)	(0:13.31)	(0:13.30)	(0:12.66)	(0:11.62)	-1
3	1	EASY LOVE	1	66.9	0:10.90	1:56.23 [3]	1:38.90 [3]	1:26.17 [3]	1:13.14 [3]	0:59.81 [3]	0:46.52 [3]	0:33.98 [3]	0:33.98
		Ryan Maloney		400m	400m	(0:17.33)	(0:12.73)	(0:13.03)	(0:13.33)	(0:13.29)	(0:12.54)	(0:11.60)	+2
4	2	TOMMY THUG	5	67.1	0:10.85	1:56.23 [4]	1:38.35 [7]	1:25.56 [7]	1:12.62 [7]	0:59.34 [7]	0:45.98 [7]	0:33.59 [7]	0:33.59
		Ben Thompson		400m	400m	(0:17.88)	(0:12.79)	(0:12.94)	(0:13.28)	(0:13.36)	(0:12.39)	(0:11.51)	+2
5	9	LECAN	7	65.8	0:11.04	1:56.47 [5]	1:39.11 [4]	1:26.32 [4]	1:13.23 [4]	1:00.00 [4]	0:46.60 [4]	0:34.15 [4]	0:34.15
		Tahlia Fenlon		400m	400m	(0:17.36)	(0:12.79)	(0:13.09)	(0:13.23)	(0:13.40)	(0:12.45)	(0:11.53)	+8
6	6	ORMOND ROAD	3	67.4	0:10.91	1:56.49 [6]	1:38.89 [6]	1:26.08 [6]	1:13.05 [6]	0:59.83 [5]	0:46.41 [6]	0:33.99 [5]	0:33.99
		Jake Bayliss		600m	400m	(0:17.60)	(0:12.81)	(0:13.03)	(0:13.22)	(0:13.42)	(0:12.42)	(0:11.54)	+2
7	7	SILVER AGENT	2	65.8	0:11.04	1:56.52 [7]	1:38.96 [5]	1:26.25 [5]	1:13.17 [5]	0:59.80 [6]	0:46.48 [5]	0:33.95 [6]	0:33.95
		Andrew Mallyon		400m	400m	(0:17.56)	(0:12.71)	(0:13.08)	(0:13.37)	(0:13.32)	(0:12.53)	(0:11.41)	-1

Scratched: Artspace (#4), Perri Lass (#8)



Eagle Farm Professional  
Race 5: XXXX GOLD Class 1 Handicap - 1845m  
12 November 2025 - 16:39



Track Rating: Good 4, Weather: Fine, Rail Position: +9m Entire Course.

Section		400m		200m		Last 600m			
Field Times		0:22.14 (0:10.87)		0:11.27 (0:11.27)		0:33.75			
Rank	TAB Horse/Jockey	Barrier	Top Speed [km/h]	Fastest Section	Margin		Distance Travelled [m]		
1	5 LET'S DO IT AGAIN Jasper Franklin	4	68.4 400m	0:10.88 400m	0:22.14 [1] (0:10.88)	0:11.26 [2] (0:11.26)	1:55.82	0:33.68	
2	3 THROTTLE RESPONSE Kyle Wilson-Taylor	6	67.5 400m	0:10.86 400m	0:22.13 [2] (0:10.86)	0:11.27 [1] (0:11.27)	0.02L	0:33.75	-1
3	1 EASY LOVE Ryan Maloney	1	66.9 400m	0:10.90 400m	0:22.38 [3] (0:10.90)	0:11.48 [3] (0:11.48)	2.41L	0:33.98	+2
4	2 TOMMY THUG Ben Thompson	5	67.1 400m	0:10.85 400m	0:22.08 [7] (0:10.85)	0:11.23 [6] (0:11.23)	2.42L	0:33.59	+2
5	9 LECAN Tahlia Fenlon	7	65.8 400m	0:11.04 400m	0:22.62 [4] (0:11.04)	0:11.58 [4] (0:11.58)	3.81L	0:34.15	+8
6	6 ORMOND ROAD Jake Bayliss	3	67.4 600m	0:10.91 400m	0:22.45 [6] (0:10.91)	0:11.54 [5] (0:11.54)	3.94L	0:33.99	+2
7	7 SILVER AGENT Andrew Mallyon	2	65.8 400m	0:11.04 400m	0:22.54 [5] (0:11.04)	0:11.50 [7] (0:11.50)	4.13L	0:33.95	-1

Scratched: Artspace (#4), Perri Lass (#8)



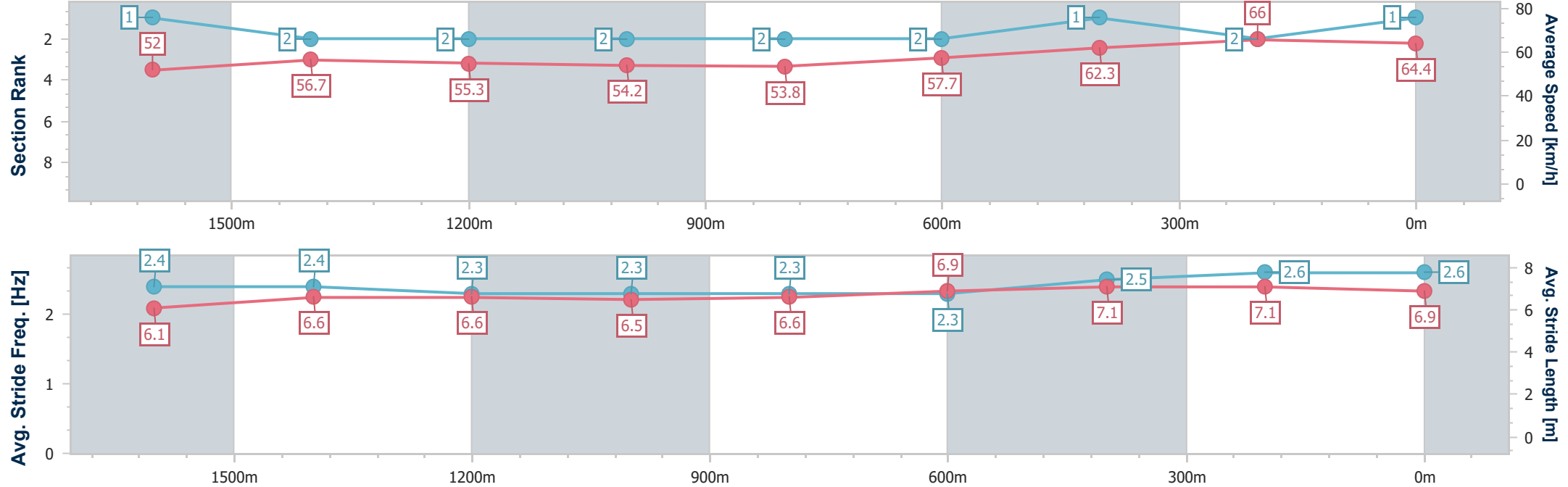
Horse/Jockey Name	Let's Do It Again
Final Rank	1
Fastest Section Time (Section)	0:10.88 (400m)
Top Speed [km/h] (Section)	68.4 (400m)
Race State	Finished



Eagle FarmProfessional  
Race 5: XXXX GOLD Class 1 Handicap - 1845m  
12 November 2025 - 16:39  
Track Rating: Good 4, Weather: Fine, Rail Position: +9m Entire Course.



Section	Overall	1600m	1400m	1200m	1000m	800m	600m	400m	200m				
Section Times	1:55.82 [1] (0:17.08)	1:38.74 [1] (0:12.77)	1:25.97 [2] (0:13.05)	1:12.92 [2] (0:13.33)	0:59.59 [2] (0:13.47)	0:46.12 [2] (0:12.44)	0:33.68 [2] (0:11.54)	0:22.14 [1] (0:10.88)	0:11.26 [2] (0:11.26)				
Average Speed [km/h]	52.0	56.7	55.3	54.2	53.8	57.7	62.3	66.0	64.4				
Top Speed [km/h]	61.5	58.8	56.0	55.5	56.4	60.5	64.5	68.4	65.7				
Avg. Dist. to Rail [m]	2.0	2.5	2.4	2.9	1.4	0.8	0.6	2.0	3.6				
Avg. Stride Freq. [Hz]	2.4	2.4	2.3	2.3	2.3	2.3	2.5	2.6	2.6				
Avg. Stride Length [m]	6.1	6.6	6.6	6.5	6.6	6.9	7.1	7.1	6.9				



[ ] Ranking at each section and finish  
-.-.- No data available at this section  
NA No data available





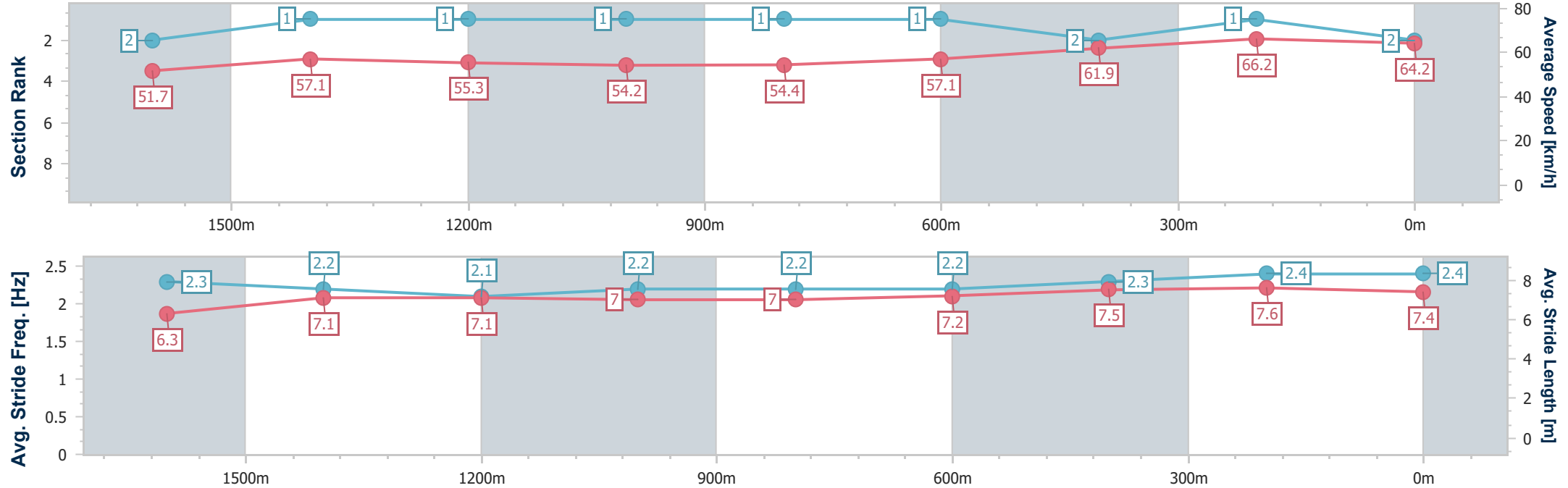
Horse/Jockey Name	Throttle Response
Final Rank	2
Fastest Section Time (Section)	0:10.86 (400m)
Top Speed [km/h] (Section)	67.5 (400m)
Race State	Finished



Eagle FarmProfessional  
Race 5: XXXX GOLD Class 1 Handicap - 1845m  
12 November 2025 - 16:39  
Track Rating: Good 4, Weather: Fine, Rail Position: +9m Entire Course.



Section	Overall	1600m	1400m	1200m	1000m	800m	600m	400m	200m				
Section Times	1:55.82 [2] (0:17.12)	1:38.70 [2] (0:12.63)	1:26.07 [1] (0:13.05)	1:13.02 [1] (0:13.31)	0:59.71 [1] (0:13.30)	0:46.41 [1] (0:12.66)	0:33.75 [1] (0:11.62)	0:22.13 [2] (0:10.86)	0:11.27 [1] (0:11.27)				
Average Speed [km/h]	51.7	57.1	55.3	54.2	54.4	57.1	61.9	66.2	64.2				
Top Speed [km/h]	61.5	58.4	56.2	55.5	57.6	58.2	65.8	67.5	65.6				
Avg. Dist. to Rail [m]	2.8	0.2	1.5	2.0	1.4	0.7	0.6	0.7	1.5				
Avg. Stride Freq. [Hz]	2.3	2.2	2.1	2.2	2.2	2.2	2.3	2.4	2.4				
Avg. Stride Length [m]	6.3	7.1	7.1	7.0	7.0	7.2	7.5	7.6	7.4				



[ ] Ranking at each section and finish  
-.-.- No data available at this section  
NA No data available



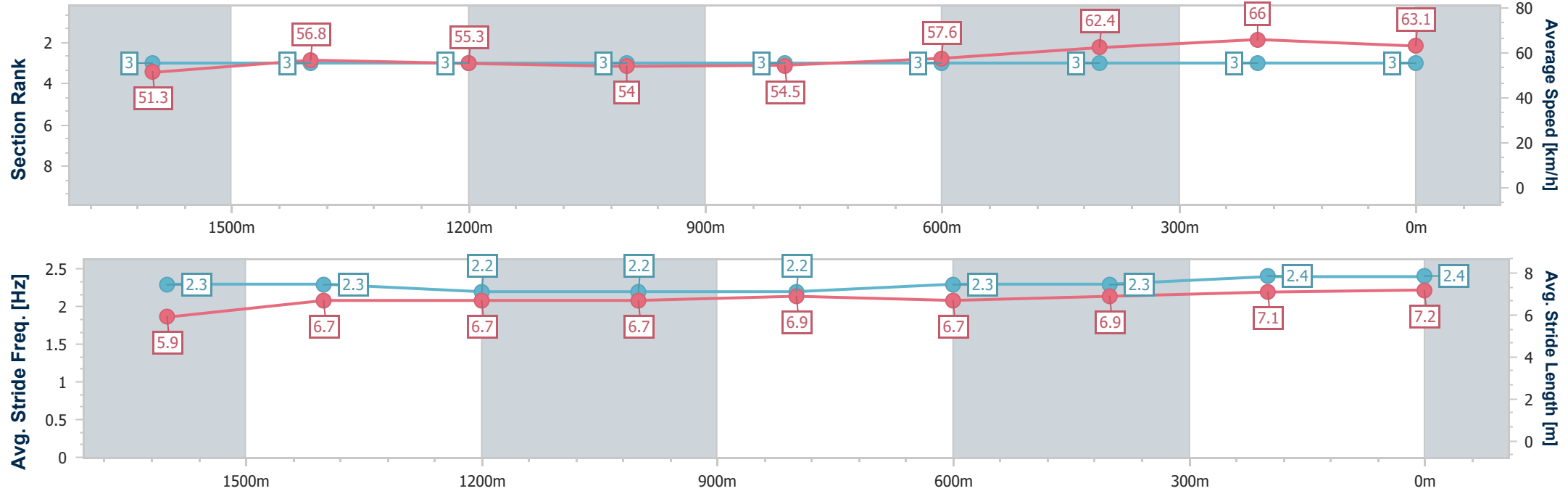
Horse/Jockey Name	Easy Love
Final Rank	3
Fastest Section Time (Section)	0:10.90 (400m)
Top Speed [km/h] (Section)	66.9 (400m)
Race State	Finished



Eagle FarmProfessional  
Race 5: XXXX GOLD Class 1 Handicap - 1845m  
12 November 2025 - 16:39  
Track Rating: Good 4, Weather: Fine, Rail Position: +9m Entire Course.



Section	Overall	1600m	1400m	1200m	1000m	800m	600m	400m	200m				
Section Times	1:56.23 [3] (0:17.33)	1:38.90 [3] (0:12.73)	1:26.17 [3] (0:13.03)	1:13.14 [3] (0:13.33)	0:59.81 [3] (0:13.29)	0:46.52 [3] (0:12.54)	0:33.98 [3] (0:11.60)	0:22.38 [3] (0:10.90)	0:11.48 [3] (0:11.48)				
Average Speed [km/h]	51.3	56.8	55.3	54.0	54.5	57.6	62.4	66.0	63.1				
Top Speed [km/h]	59.7	57.8	56.3	55.2	56.8	59.3	64.8	66.9	65.3				
Avg. Dist. to Rail [m]	1.8	1.4	1.0	1.4	1.0	0.5	1.2	2.0	2.8				
Avg. Stride Freq. [Hz]	2.3	2.3	2.2	2.2	2.2	2.3	2.3	2.4	2.4				
Avg. Stride Length [m]	5.9	6.7	6.7	6.7	6.9	6.7	6.9	7.1	7.2				





Horse/Jockey Name	Tommy Thug
Final Rank	4
Fastest Section Time (Section)	0:10.85 (400m)
Top Speed [km/h] (Section)	67.1 (400m)
Race State	Finished

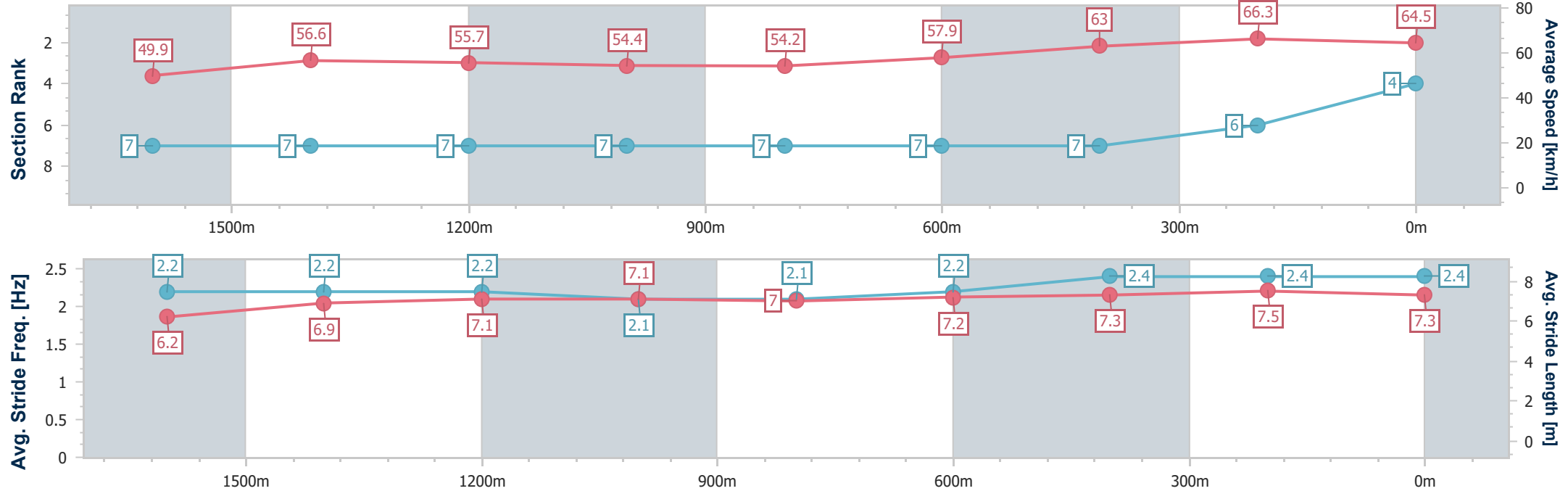


Eagle Farm Professional  
Race 5: XXXX GOLD Class 1 Handicap - 1845m  
12 November 2025 - 16:39  
Track Rating: Good 4, Weather: Fine, Rail Position: +9m Entire Course.



BRISBANE  
RACING CLUB

Section	Overall	1600m	1400m	1200m	1000m	800m	600m	400m	200m				
Section Times	1:56.23 [4] (0:17.88)	1:38.35 [7] (0:12.79)	1:25.56 [7] (0:12.94)	1:12.62 [7] (0:13.28)	0:59.34 [7] (0:13.36)	0:45.98 [7] (0:12.39)	0:33.59 [7] (0:11.51)	0:22.08 [7] (0:10.85)	0:11.23 [6] (0:11.23)				
Average Speed [km/h]	49.9	56.6	55.7	54.4	54.2	57.9	63.0	66.3	64.5				
Top Speed [km/h]	59.2	58.7	56.8	55.3	56.7	59.7	66.0	67.1	66.2				
Avg. Dist. to Rail [m]	3.8	1.9	0.9	1.4	0.7	0.4	2.0	5.7	7.3				
Avg. Stride Freq. [Hz]	2.2	2.2	2.2	2.1	2.1	2.2	2.4	2.4	2.4				
Avg. Stride Length [m]	6.2	6.9	7.1	7.1	7.0	7.2	7.3	7.5	7.3				



[ ] Ranking at each section and finish  
-.-.- No data available at this section  
NA No data available



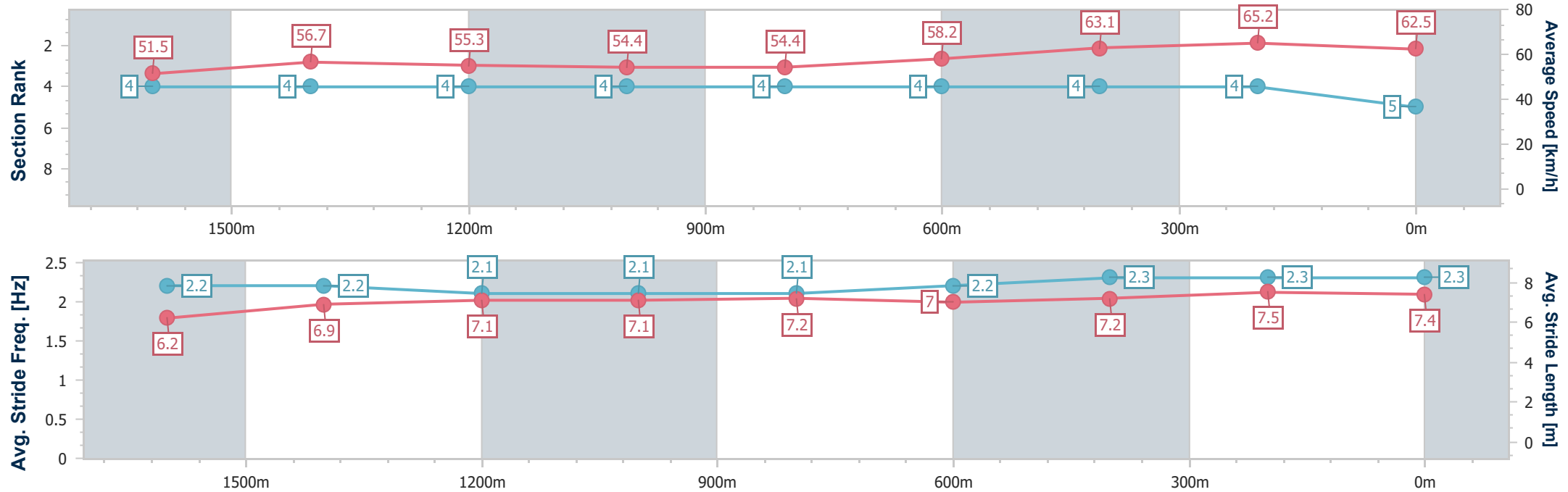
Horse/Jockey Name	Lecan
Final Rank	5
Fastest Section Time (Section)	0:11.04 (400m)
Top Speed [km/h] (Section)	65.8 (400m)
Race State	Finished



Eagle Farm Professional  
Race 5: XXXX GOLD Class 1 Handicap - 1845m  
12 November 2025 - 16:39  
Track Rating: Good 4, Weather: Fine, Rail Position: +9m Entire Course.



Section	Overall	1600m	1400m	1200m	1000m	800m	600m	400m	200m				
Section Times	1:56.47 [5] (0:17.36)	1:39.11 [4] (0:12.79)	1:26.32 [4] (0:13.09)	1:13.23 [4] (0:13.23)	1:00.00 [4] (0:13.40)	0:46.60 [4] (0:12.45)	0:34.15 [4] (0:11.53)	0:22.62 [4] (0:11.04)	0:11.58 [4] (0:11.58)				
Average Speed [km/h]	51.5	56.7	55.3	54.4	54.4	58.2	63.1	65.2	62.5				
Top Speed [km/h]	60.4	58.4	57.1	56.5	56.2	60.5	65.2	65.8	64.5				
Avg. Dist. to Rail [m]	4.8	2.9	2.8	3.1	2.6	1.5	1.7	3.8	6.1				
Avg. Stride Freq. [Hz]	2.2	2.2	2.1	2.1	2.1	2.2	2.3	2.3	2.3				
Avg. Stride Length [m]	6.2	6.9	7.1	7.1	7.2	7.0	7.2	7.5	7.4				



[ ] Ranking at each section and finish  
-.-.- No data available at this section  
NA No data available



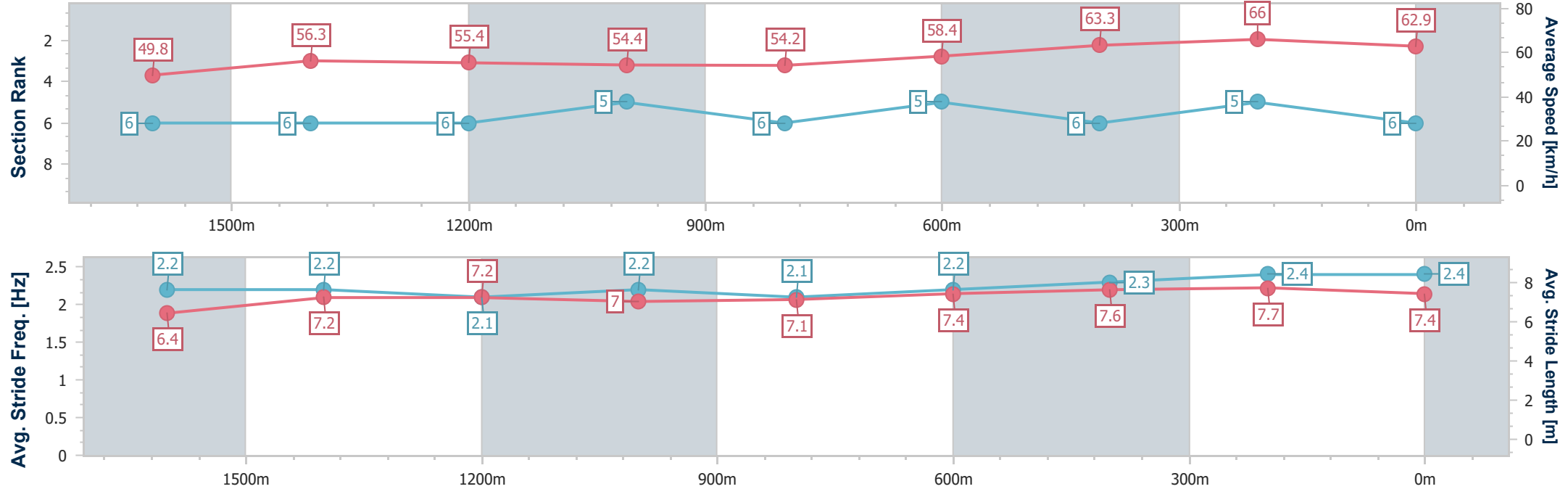
Horse/Jockey Name	Ormond Road
Final Rank	6
Fastest Section Time (Section)	0:10.91 (400m)
Top Speed [km/h] (Section)	67.4 (600m)
Race State	Finished



Eagle Farm Professional  
Race 5: XXXX GOLD Class 1 Handicap - 1845m  
12 November 2025 - 16:39  
Track Rating: Good 4, Weather: Fine, Rail Position: +9m Entire Course.



Section	Overall	1600m	1400m	1200m	1000m	800m	600m	400m	200m				
Section Times	1:56.49 [6] (0:17.60)	1:38.89 [6] (0:12.81)	1:26.08 [6] (0:13.03)	1:13.05 [6] (0:13.22)	0:59.83 [5] (0:13.42)	0:46.41 [6] (0:12.42)	0:33.99 [5] (0:11.54)	0:22.45 [6] (0:10.91)	0:11.54 [5] (0:11.54)				
Average Speed [km/h]	49.8	56.3	55.4	54.4	54.2	58.4	63.3	66.0	62.9				
Top Speed [km/h]	59.5	58.4	56.4	56.1	56.5	60.6	67.4	66.7	65.4				
Avg. Dist. to Rail [m]	1.7	0.2	0.5	1.1	1.5	1.8	3.1	4.7	4.9				
Avg. Stride Freq. [Hz]	2.2	2.2	2.1	2.2	2.1	2.2	2.3	2.4	2.4				
Avg. Stride Length [m]	6.4	7.2	7.2	7.0	7.1	7.4	7.6	7.7	7.4				



[ ] Ranking at each section and finish  
- - - - - No data available at this section  
NA No data available



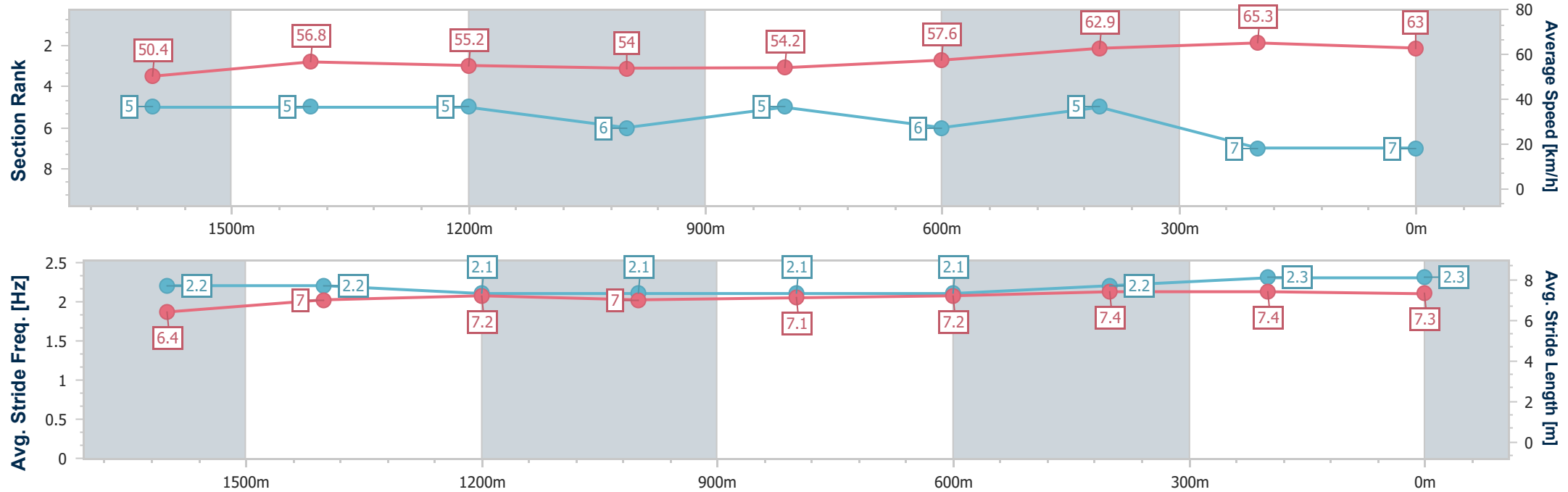
Horse/Jockey Name	Silver Agent
Final Rank	7
Fastest Section Time (Section)	0:11.04 (400m)
Top Speed [km/h] (Section)	65.8 (400m)
Race State	Finished



Eagle Farm Professional  
Race 5: XXXX GOLD Class 1 Handicap - 1845m  
12 November 2025 - 16:39  
Track Rating: Good 4, Weather: Fine, Rail Position: +9m Entire Course.



Section	Overall	1600m	1400m	1200m	1000m	800m	600m	400m	200m				
Section Times	1:56.52 [7] (0:17.56)	1:38.96 [5] (0:12.71)	1:26.25 [5] (0:13.08)	1:13.17 [5] (0:13.37)	0:59.80 [6] (0:13.32)	0:46.48 [5] (0:12.53)	0:33.95 [6] (0:11.41)	0:22.54 [5] (0:11.04)	0:11.50 [7] (0:11.50)				
Average Speed [km/h]	50.4	56.8	55.2	54.0	54.2	57.6	62.9	65.3	63.0				
Top Speed [km/h]	59.7	58.7	56.2	55.9	55.4	59.2	65.4	65.8	64.2				
Avg. Dist. to Rail [m]	1.6	0.6	1.1	1.7	1.2	0.2	0.5	0.2	1.8				
Avg. Stride Freq. [Hz]	2.2	2.2	2.1	2.1	2.1	2.1	2.2	2.3	2.3				
Avg. Stride Length [m]	6.4	7.0	7.2	7.0	7.1	7.2	7.4	7.4	7.3				



[ ] Ranking at each section and finish  
-.-.- No data available at this section  
NA No data available



# Eagle Farm Professional

## Race 6: EVA AIR Class 5 Handicap - 1400m

12 November 2025 - 17:15



BRISBANE  
RACING CLUB

Track Rating: Good 4, Weather: Fine, Rail Position: +9m Entire Course.

Section						Overall	1200m	1000m	800m	600m	400m	Last 600m	
Field Times						1:23.45 (0:14.30)	1:09.15 (0:11.43)	0:57.72 (0:11.90)	0:45.82 (0:11.84)	0:33.98 (0:11.17)	0:22.81 (0:10.95)	0:33.98	
Rank	TAB	Horse/Jockey	Barrier	Top Speed [km/h]	Fastest Section								Distance Travelled [m]
1	7	SENESCHAL	4	67.4	0:10.95	1:23.45 [1]	1:09.15 [1]	0:57.72 [1]	0:45.82 [1]	0:33.98 [1]	0:22.81 [1]	0:33.98	
		Ben Thompson		400m	400m	(0:14.30)	(0:11.43)	(0:11.90)	(0:11.84)	(0:11.17)	(0:10.95)		
2	8	ESJAY	7	66.8	0:10.96	1:23.83 [2]	1:09.50 [2]	0:57.90 [2]	0:46.01 [2]	0:34.08 [2]	0:22.80 [2]	0:34.08	+1
		Madeleine Wishart		400m	400m	(0:14.33)	(0:11.60)	(0:11.89)	(0:11.93)	(0:11.28)	(0:10.96)		
3	5	TEXAS FIREBALL	2	66.5	0:10.99	1:23.97 [3]	1:09.32 [5]	0:57.49 [5]	0:45.61 [5]	0:33.90 [5]	0:22.61 [5]	0:33.90	-1
		Andrew Mallyon		400m	400m	(0:14.65)	(0:11.83)	(0:11.88)	(0:11.71)	(0:11.29)	(0:10.99)		
4	3	LIBERTY STEPS	1	66.9	0:10.91	1:24.03 [4]	1:09.06 [8]	0:57.32 [7]	0:45.44 [7]	0:33.60 [7]	0:22.34 [8]	0:33.60	+0
		Olivia Webb		400m	400m	(0:14.97)	(0:11.74)	(0:11.88)	(0:11.84)	(0:11.26)	(0:10.91)		
5	1	LOST HIS BEANS	5	67.2	0:10.91	1:24.06 [5]	1:09.10 [7]	0:57.31 [8]	0:45.40 [8]	0:33.56 [8]	0:22.47 [7]	0:33.56	+1
		Ryan Maloney		600m	400m	(0:14.96)	(0:11.79)	(0:11.91)	(0:11.84)	(0:11.09)	(0:10.91)		
6	10	WIREWALKER	8	66.2	0:11.11	1:24.19 [6]	1:09.78 [3]	0:57.91 [4]	0:46.20 [3]	0:34.24 [3]	0:22.88 [3]	0:34.24	+6
		Daniel Moor		400m	400m	(0:14.41)	(0:11.87)	(0:11.71)	(0:11.96)	(0:11.36)	(0:11.11)		
7	4	ZAMBEZI KHAN	9	66.3	0:11.09	1:24.27 [7]	1:09.67 [4]	0:58.00 [3]	0:46.25 [4]	0:34.30 [4]	0:22.92 [4]	0:34.30	+7
		Nozi Tomizawa		400m	400m	(0:14.60)	(0:11.67)	(0:11.75)	(0:11.95)	(0:11.38)	(0:11.09)		
8	9	SMART AS SMART	3	67.2	0:10.97	1:24.36 [8]	1:09.56 [6]	0:57.68 [6]	0:45.96 [6]	0:34.19 [6]	0:22.95 [6]	0:34.19	+1
		Damien Thornton		400m	400m	(0:14.80)	(0:11.88)	(0:11.72)	(0:11.77)	(0:11.24)	(0:10.97)		
9	2	DISNEY CASTLE	10	67.4	0:10.87	1:24.51 [9]	1:09.23 [10]	0:57.22 [10]	0:45.49 [10]	0:33.76 [10]	0:22.63 [10]	0:33.76	-1
		Kyle Wilson-Taylor		400m	400m	(0:15.28)	(0:12.01)	(0:11.73)	(0:11.73)	(0:11.13)	(0:10.87)		
10	6	DEMITASSE	6	69.1	0:10.92	1:25.03 [10]	1:09.99 [9]	0:58.10 [9]	0:46.18 [9]	0:34.39 [9]	0:23.23 [9]	0:34.39	+1
		Tahlia Fenlon		400m	400m	(0:15.04)	(0:11.89)	(0:11.92)	(0:11.79)	(0:11.16)	(0:10.92)		



Eagle Farm Professional  
Race 6: EVA AIR Class 5 Handicap - 1400m  
12 November 2025 - 17:15



Track Rating: Good 4, Weather: Fine, Rail Position: +9m Entire Course.

Section Field Times				200m 0:11.86 (0:11.86)		Last 600m 0:33.98			
Rank	TAB	Horse/Jockey	Barrier	Top Speed [km/h]	Fastest Section	Margin			Distance Travelled [m]
1	7	SENESCHAL	4	67.4	0:10.95	0:11.86 [1]	1:23.45		0:33.98
		Ben Thompson		400m	400m	(0:11.86)			
2	8	ESJAY	7	66.8	0:10.96	0:11.84 [2]	2.2L		0:34.08 +1
		Madeleine Wishart		400m	400m	(0:11.84)			
3	5	TEXAS FIREBALL	2	66.5	0:10.99	0:11.62 [3]	3.02L		0:33.90 -1
		Andrew Mallyon		400m	400m	(0:11.62)			
4	3	LIBERTY STEPS	1	66.9	0:10.91	0:11.43 [8]	3.39L		0:33.60 +0
		Olivia Webb		400m	400m	(0:11.43)			
5	1	LOST HIS BEANS	5	67.2	0:10.91	0:11.56 [7]	3.57L		0:33.56 +1
		Ryan Maloney		600m	400m	(0:11.56)			
6	10	WIREWALKER	8	66.2	0:11.11	0:11.77 [5]	4.35L		0:34.24 +6
		Daniel Moor		400m	400m	(0:11.77)			
7	4	ZAMBEZI KHAN	9	66.3	0:11.09	0:11.83 [6]	4.79L		0:34.30 +7
		Nozi Tomizawa		400m	400m	(0:11.83)			
8	9	SMART AS SMART	3	67.2	0:10.97	0:11.98 [4]	5.33L		0:34.19 +1
		Damien Thornton		400m	400m	(0:11.98)			
9	2	DISNEY CASTLE	10	67.4	0:10.87	0:11.76 [10]	6.21L		0:33.76 -1
		Kyle Wilson-Taylor		400m	400m	(0:11.76)			
10	6	DEMITASSE	6	69.1	0:10.92	0:12.31 [9]	9.28L		0:34.39 +1
		Tahlia Fenlon		400m	400m	(0:12.31)			





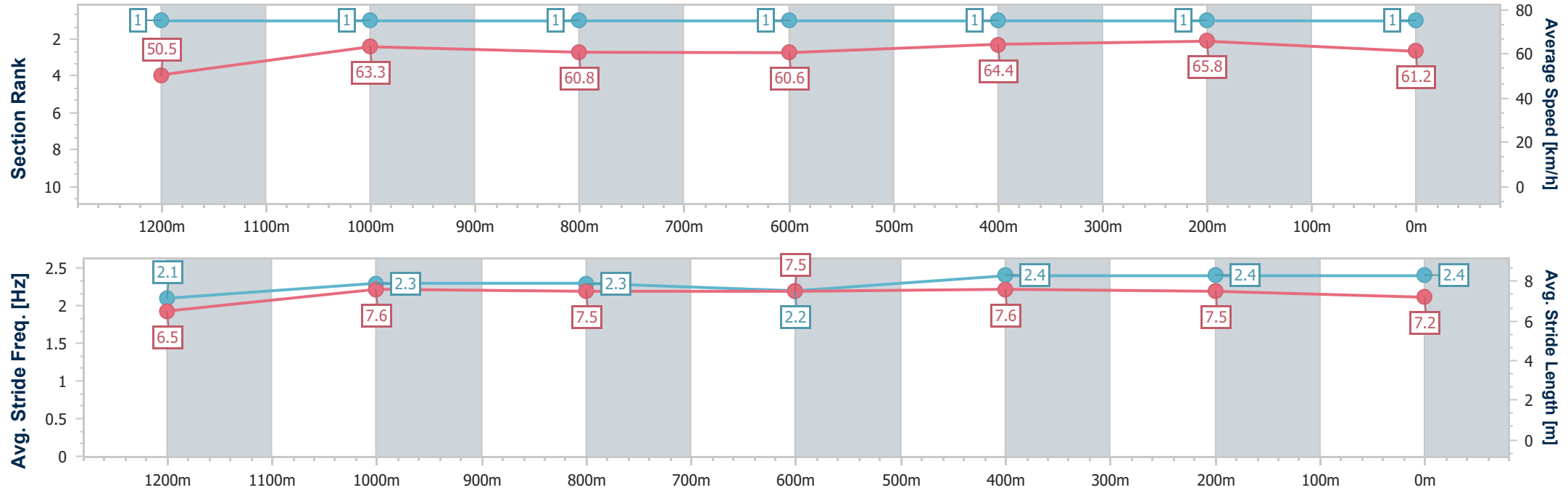
Horse/Jockey Name	Seneschal
Final Rank	1
Fastest Section Time (Section)	0:10.95 (400m)
Top Speed [km/h] (Section)	67.4 (400m)
Race State	Finished



Eagle Farm Professional  
Race 6: EVA AIR Class 5 Handicap - 1400m  
12 November 2025 - 17:15  
Track Rating: Good 4, Weather: Fine, Rail Position: +9m Entire Course.



Section	Overall	1200m	1000m	800m	600m	400m	200m						
Section Times	1:23.45 [1] (0:14.30)	1:09.15 [1] (0:11.43)	0:57.72 [1] (0:11.90)	0:45.82 [1] (0:11.84)	0:33.98 [1] (0:11.17)	0:22.81 [1] (0:10.95)	0:11.86 [1] (0:11.86)						
Average Speed [km/h]	50.5	63.3	60.8	60.6	64.4	65.8	61.2						
Top Speed [km/h]	63.3	65.0	61.3	61.5	66.0	67.4	64.4						
Avg. Dist. to Rail [m]	5.0	2.4	1.0	0.2	0.5	1.2	3.3						
Avg. Stride Freq. [Hz]	2.1	2.3	2.3	2.2	2.4	2.4	2.4						
Avg. Stride Length [m]	6.5	7.6	7.5	7.5	7.6	7.5	7.2						



[ ] Ranking at each section and finish  
-.-.- No data available at this section  
NA No data available



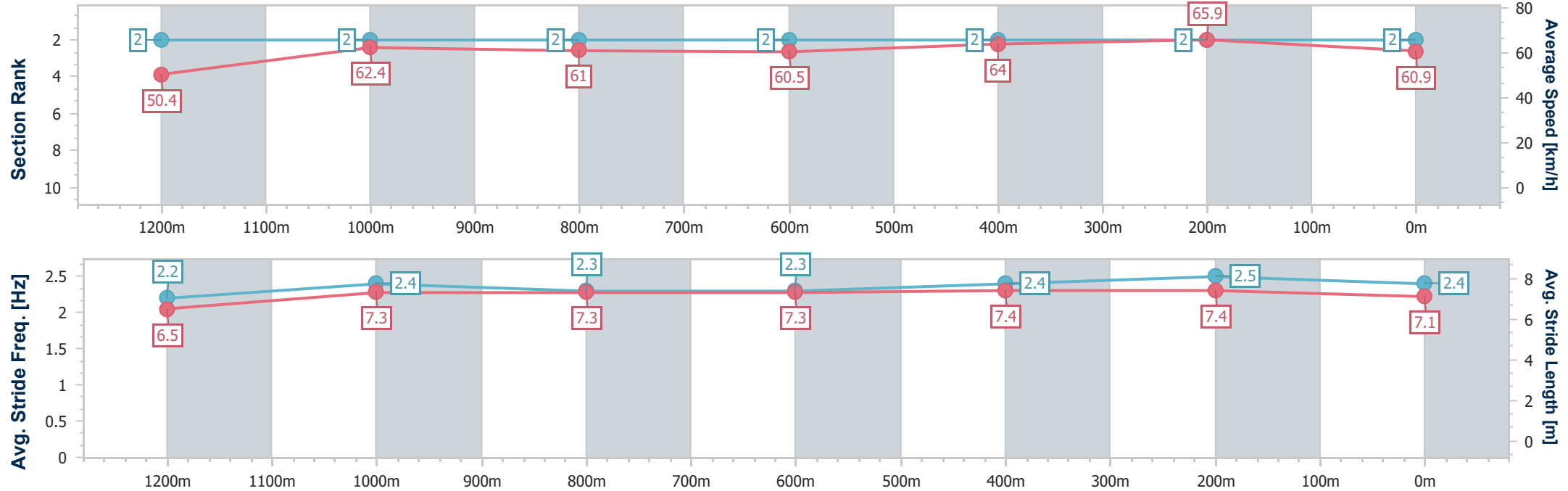
Horse/Jockey Name	Esjay
Final Rank	2
Fastest Section Time (Section)	0:10.96 (400m)
Top Speed [km/h] (Section)	66.8 (400m)
Race State	Finished



Eagle Farm Professional  
Race 6: EVA AIR Class 5 Handicap - 1400m  
12 November 2025 - 17:15  
Track Rating: Good 4, Weather: Fine, Rail Position: +9m Entire Course.



Section	Overall	1200m	1000m	800m	600m	400m	200m						
Section Times	1:23.83 [2] (0:14.33)	1:09.50 [2] (0:11.60)	0:57.90 [2] (0:11.89)	0:46.01 [2] (0:11.93)	0:34.08 [2] (0:11.28)	0:22.80 [2] (0:10.96)	0:11.84 [2] (0:11.84)						
Average Speed [km/h]	50.4	62.4	61.0	60.5	64.0	65.9	60.9						
Top Speed [km/h]	63.0	63.3	61.8	61.2	66.1	66.8	63.7						
Avg. Dist. to Rail [m]	7.0	2.7	1.8	0.8	0.6	3.1	5.8						
Avg. Stride Freq. [Hz]	2.2	2.4	2.3	2.3	2.4	2.5	2.4						
Avg. Stride Length [m]	6.5	7.3	7.3	7.3	7.4	7.4	7.1						



[ ] Ranking at each section and finish  
-.-.- No data available at this section  
NA No data available



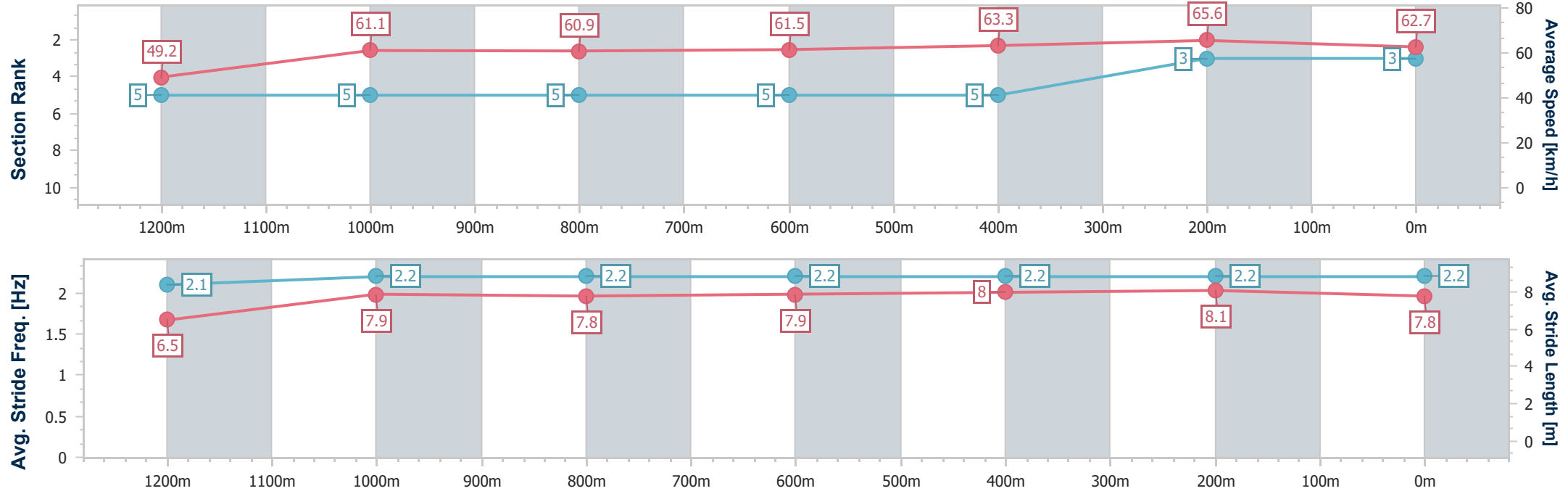
Horse/Jockey Name	Texas Fireball
Final Rank	3
Fastest Section Time (Section)	0:10.99 (400m)
Top Speed [km/h] (Section)	66.5 (400m)
Race State	Finished



Eagle Farm Professional  
Race 6: EVA AIR Class 5 Handicap - 1400m  
12 November 2025 - 17:15  
Track Rating: Good 4, Weather: Fine, Rail Position: +9m Entire Course.



Section	Overall	1200m	1000m	800m	600m	400m	200m						
Section Times	1:23.97 [3] (0:14.65)	1:09.32 [5] (0:11.83)	0:57.49 [5] (0:11.88)	0:45.61 [5] (0:11.71)	0:33.90 [5] (0:11.29)	0:22.61 [5] (0:10.99)	0:11.62 [3] (0:11.62)						
Average Speed [km/h]	49.2	61.1	60.9	61.5	63.3	65.6	62.7						
Top Speed [km/h]	60.9	62.0	61.6	62.1	65.2	66.5	64.5						
Avg. Dist. to Rail [m]	3.1	2.8	1.4	0.8	0.9	1.7	1.2						
Avg. Stride Freq. [Hz]	2.1	2.2	2.2	2.2	2.2	2.2	2.2						
Avg. Stride Length [m]	6.5	7.9	7.8	7.9	8.0	8.1	7.8						





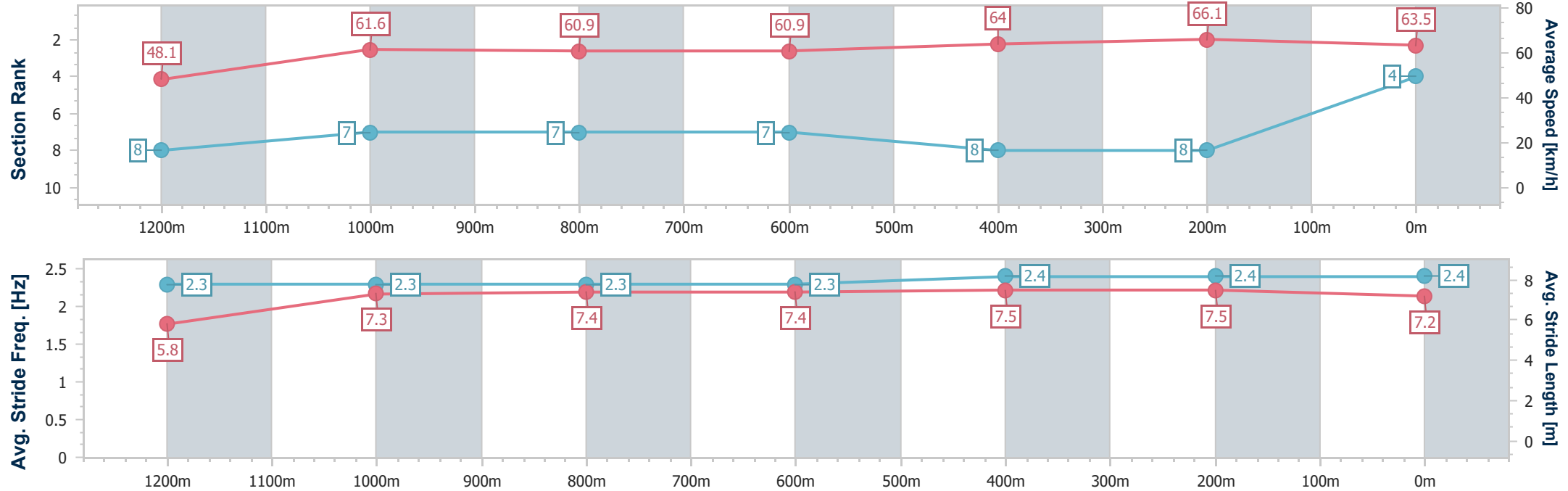
Horse/Jockey Name	Liberty Steps
Final Rank	4
Fastest Section Time (Section)	0:10.91 (400m)
Top Speed [km/h] (Section)	66.9 (400m)
Race State	Finished



Eagle Farm Professional  
Race 6: EVA AIR Class 5 Handicap - 1400m  
12 November 2025 - 17:15  
Track Rating: Good 4, Weather: Fine, Rail Position: +9m Entire Course.



Section	Overall	1200m	1000m	800m	600m	400m	200m						
Section Times	1:24.03 [4] (0:14.97)	1:09.06 [8] (0:11.74)	0:57.32 [7] (0:11.88)	0:45.44 [7] (0:11.84)	0:33.60 [7] (0:11.26)	0:22.34 [8] (0:10.91)	0:11.43 [8] (0:11.43)						
Average Speed [km/h]	48.1	61.6	60.9	60.9	64.0	66.1	63.5						
Top Speed [km/h]	61.9	63.1	61.5	61.4	66.7	66.9	66.6						
Avg. Dist. to Rail [m]	3.2	1.7	1.3	0.5	0.4	1.0	1.7						
Avg. Stride Freq. [Hz]	2.3	2.3	2.3	2.3	2.4	2.4	2.4						
Avg. Stride Length [m]	5.8	7.3	7.4	7.4	7.5	7.5	7.2						



[ ] Ranking at each section and finish  
-.-.- No data available at this section  
NA No data available



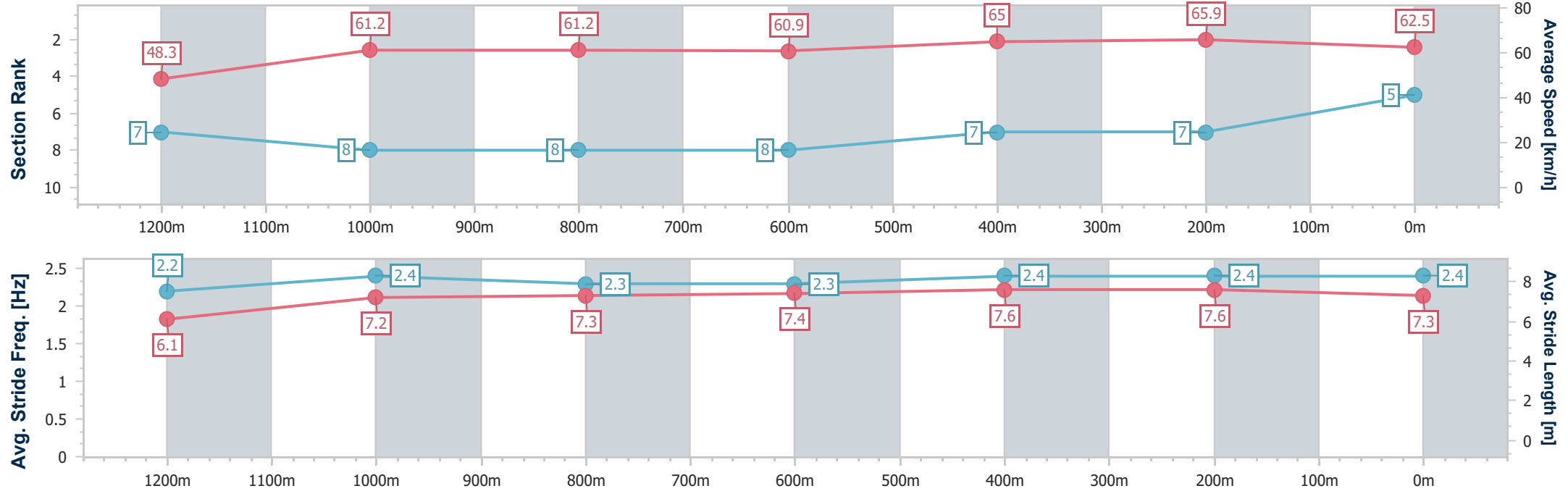
Horse/Jockey Name	Lost His Beans
Final Rank	5
Fastest Section Time (Section)	0:10.91 (400m)
Top Speed [km/h] (Section)	67.2 (600m)
Race State	Finished



Eagle Farm Professional  
Race 6: EVA AIR Class 5 Handicap - 1400m  
12 November 2025 - 17:15  
Track Rating: Good 4, Weather: Fine, Rail Position: +9m Entire Course.



Section	Overall	1200m	1000m	800m	600m	400m	200m						
Section Times	1:24.06 [5] (0:14.96)	1:09.10 [7] (0:11.79)	0:57.31 [8] (0:11.91)	0:45.40 [8] (0:11.84)	0:33.56 [8] (0:11.09)	0:22.47 [7] (0:10.91)	0:11.56 [7] (0:11.56)						
Average Speed [km/h]	48.3	61.2	61.2	60.9	65.0	65.9	62.5						
Top Speed [km/h]	60.6	62.7	62.0	61.5	67.2	66.9	65.0						
Avg. Dist. to Rail [m]	5.5	2.9	1.9	0.7	0.4	0.9	0.8						
Avg. Stride Freq. [Hz]	2.2	2.4	2.3	2.3	2.4	2.4	2.4						
Avg. Stride Length [m]	6.1	7.2	7.3	7.4	7.6	7.6	7.3						



- [ ] Ranking at each section and finish
- .-.- No data available at this section
- NA No data available



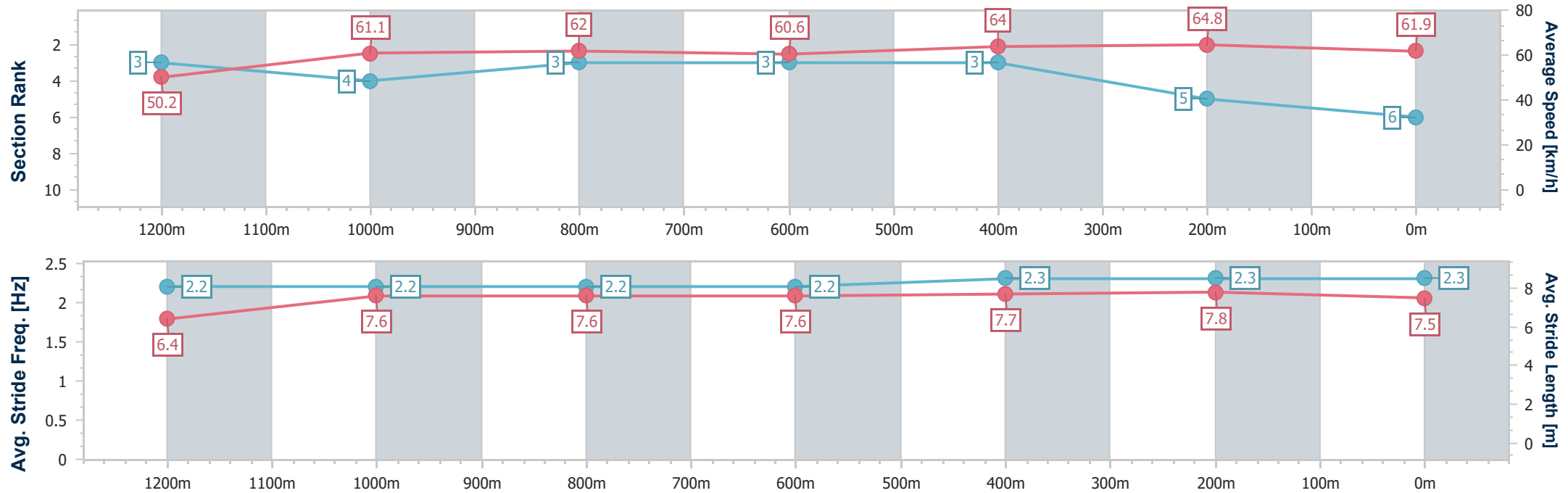
Horse/Jockey Name	Wirewalker
Final Rank	6
Fastest Section Time (Section)	0:11.11 (400m)
Top Speed [km/h] (Section)	66.2 (400m)
Race State	Finished



Eagle Farm Professional  
Race 6: EVA AIR Class 5 Handicap - 1400m  
12 November 2025 - 17:15  
Track Rating: Good 4, Weather: Fine, Rail Position: +9m Entire Course.



Section	Overall	1200m	1000m	800m	600m	400m	200m						
Section Times	1:24.19 [6] (0:14.41)	1:09.78 [3] (0:11.87)	0:57.91 [4] (0:11.71)	0:46.20 [3] (0:11.96)	0:34.24 [3] (0:11.36)	0:22.88 [3] (0:11.11)	0:11.77 [5] (0:11.77)						
Average Speed [km/h]	50.2	61.1	62.0	60.6	64.0	64.8	61.9						
Top Speed [km/h]	62.6	64.8	64.9	61.4	65.3	66.2	64.4						
Avg. Dist. to Rail [m]	8.4	3.9	2.6	1.5	2.0	3.5	4.1						
Avg. Stride Freq. [Hz]	2.2	2.2	2.2	2.2	2.3	2.3	2.3						
Avg. Stride Length [m]	6.4	7.6	7.6	7.6	7.7	7.8	7.5						



[ ] Ranking at each section and finish  
-.-.- No data available at this section  
NA No data available



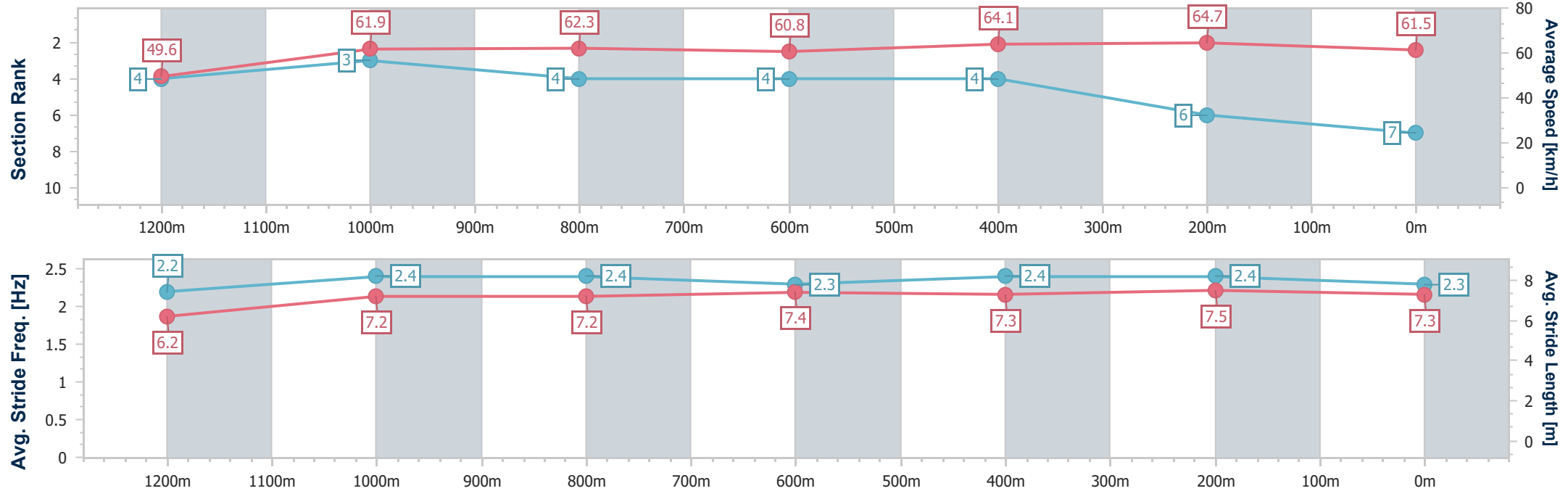
Horse/Jockey Name	Zambezi Khan
Final Rank	7
Fastest Section Time (Section)	0:11.09 (400m)
Top Speed [km/h] (Section)	66.3 (400m)
Race State	Finished



Eagle Farm Professional  
Race 6: EVA AIR Class 5 Handicap - 1400m  
12 November 2025 - 17:15  
Track Rating: Good 4, Weather: Fine, Rail Position: +9m Entire Course.



Section	Overall	1200m	1000m	800m	600m	400m	200m						
Section Times	1:24.27 [7] (0:14.60)	1:09.67 [4] (0:11.67)	0:58.00 [3] (0:11.75)	0:46.25 [4] (0:11.95)	0:34.30 [4] (0:11.38)	0:22.92 [4] (0:11.09)	0:11.83 [6] (0:11.83)						
Average Speed [km/h]	49.6	61.9	62.3	60.8	64.1	64.7	61.5						
Top Speed [km/h]	62.2	63.8	63.9	62.4	65.7	66.3	64.1						
Avg. Dist. to Rail [m]	8.8	4.1	3.2	2.5	2.2	5.3	6.1						
Avg. Stride Freq. [Hz]	2.2	2.4	2.4	2.3	2.4	2.4	2.3						
Avg. Stride Length [m]	6.2	7.2	7.2	7.4	7.3	7.5	7.3						



[ ] Ranking at each section and finish  
-.-.- No data available at this section  
NA No data available



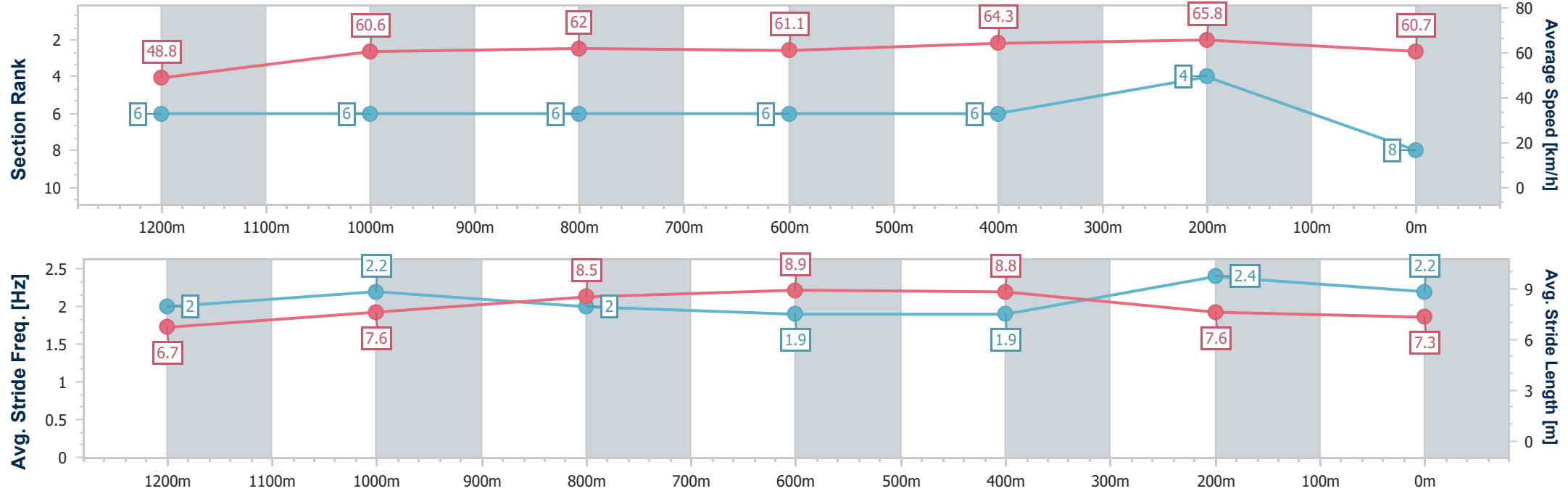
Horse/Jockey Name	Smart As Smart
Final Rank	8
Fastest Section Time (Section)	0:10.97 (400m)
Top Speed [km/h] (Section)	67.2 (400m)
Race State	Finished



Eagle Farm Professional  
Race 6: EVA AIR Class 5 Handicap - 1400m  
12 November 2025 - 17:15  
Track Rating: Good 4, Weather: Fine, Rail Position: +9m Entire Course.



Section	Overall	1200m	1000m	800m	600m	400m	200m						
Section Times	1:24.36 [8] (0:14.80)	1:09.56 [6] (0:11.88)	0:57.68 [6] (0:11.72)	0:45.96 [6] (0:11.77)	0:34.19 [6] (0:11.24)	0:22.95 [6] (0:10.97)	0:11.98 [4] (0:11.98)						
Average Speed [km/h]	48.8	60.6	62.0	61.1	64.3	65.8	60.7						
Top Speed [km/h]	62.8	62.3	62.4	62.2	66.5	67.2	63.2						
Avg. Dist. to Rail [m]	3.9	3.7	1.1	0.4	1.6	6.1	7.0						
Avg. Stride Freq. [Hz]	2.0	2.2	2.0	1.9	1.9	2.4	2.2						
Avg. Stride Length [m]	6.7	7.6	8.5	8.9	8.8	7.6	7.3						



- [ ] Ranking at each section and finish
- .-.- No data available at this section
- NA No data available





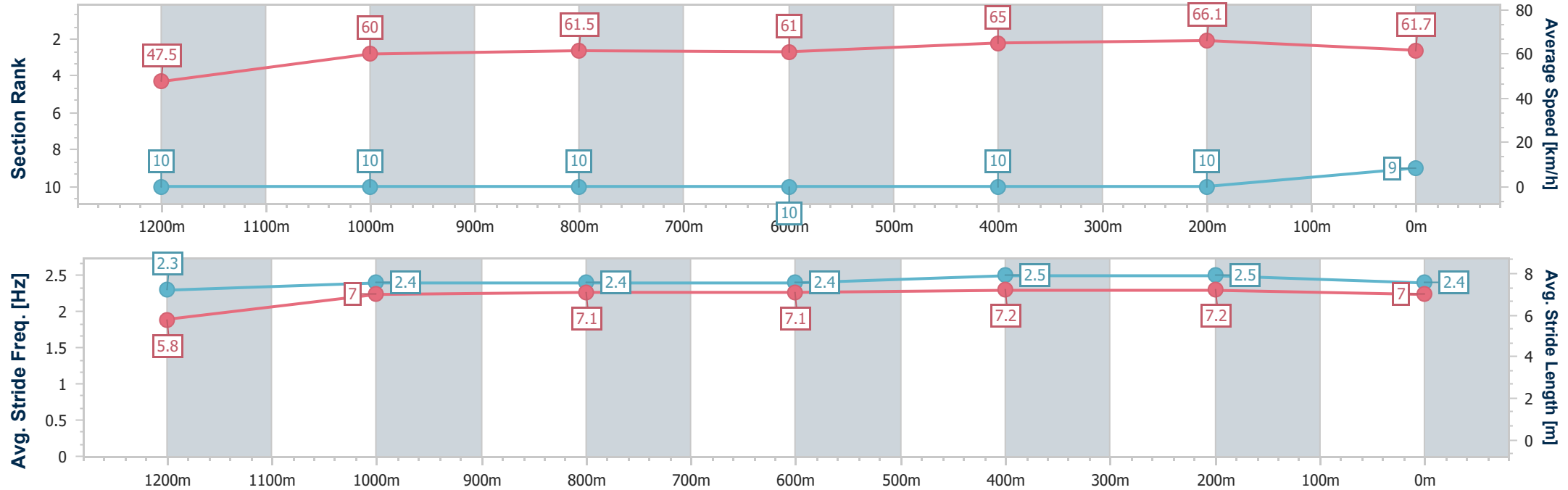
Horse/Jockey Name	Disney Castle
Final Rank	9
Fastest Section Time (Section)	0:10.87 (400m)
Top Speed [km/h] (Section)	67.4 (400m)
Race State	Finished



Eagle Farm Professional  
Race 6: EVA AIR Class 5 Handicap - 1400m  
12 November 2025 - 17:15  
Track Rating: Good 4, Weather: Fine, Rail Position: +9m Entire Course.



Section	Overall	1200m	1000m	800m	600m	400m	200m						
Section Times	1:24.51 [9] (0:15.28)	1:09.23 [10] (0:12.01)	0:57.22 [10] (0:11.73)	0:45.49 [10] (0:11.73)	0:33.76 [10] (0:11.13)	0:22.63 [10] (0:10.87)	0:11.76 [10] (0:11.76)						
Average Speed [km/h]	47.5	60.0	61.5	61.0	65.0	66.1	61.7						
Top Speed [km/h]	59.1	63.1	63.2	62.4	67.2	67.4	65.1						
Avg. Dist. to Rail [m]	8.8	2.5	0.4	0.6	0.9	6.3	10.2						
Avg. Stride Freq. [Hz]	2.3	2.4	2.4	2.4	2.5	2.5	2.4						
Avg. Stride Length [m]	5.8	7.0	7.1	7.1	7.2	7.2	7.0						



[ ] Ranking at each section and finish  
-.-.- No data available at this section  
NA No data available



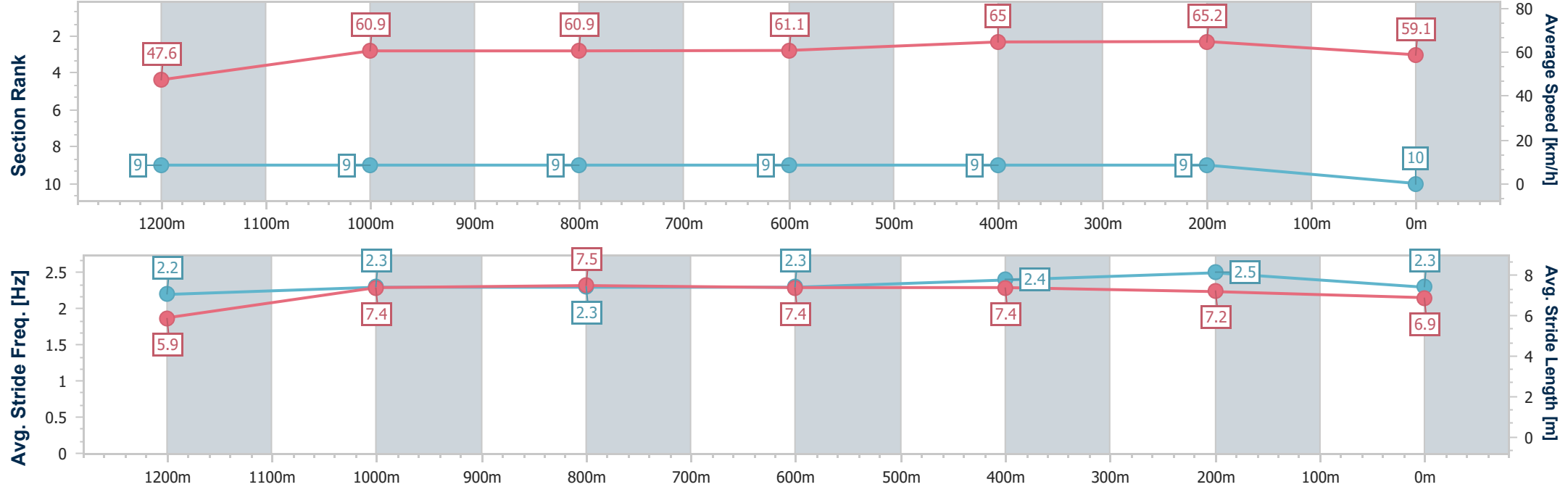
Horse/Jockey Name	Demitasse
Final Rank	10
Fastest Section Time (Section)	0:10.92 (400m)
Top Speed [km/h] (Section)	69.1 (400m)
Race State	Finished



Eagle Farm Professional  
Race 6: EVA AIR Class 5 Handicap - 1400m  
12 November 2025 - 17:15  
Track Rating: Good 4, Weather: Fine, Rail Position: +9m Entire Course.



Section	Overall	1200m	1000m	800m	600m	400m	200m						
Section Times	1:25.03 [10] (0:15.04)	1:09.99 [9] (0:11.89)	0:58.10 [9] (0:11.92)	0:46.18 [9] (0:11.79)	0:34.39 [9] (0:11.16)	0:23.23 [9] (0:10.92)	0:12.31 [9] (0:12.31)						
Average Speed [km/h]	47.6	60.9	60.9	61.1	65.0	65.2	59.1						
Top Speed [km/h]	60.7	62.0	61.7	62.4	67.4	69.1	66.9						
Avg. Dist. to Rail [m]	5.9	2.5	1.8	0.8	1.2	6.4	8.9						
Avg. Stride Freq. [Hz]	2.2	2.3	2.3	2.3	2.4	2.5	2.3						
Avg. Stride Length [m]	5.9	7.4	7.5	7.4	7.4	7.2	6.9						



- [ ] Ranking at each section and finish
- .-.- No data available at this section
- NA No data available



# Eagle Farm Professional

## Race 7: LADBROKES ODD SURGE Class 2 Handicap - 1500m

12 November 2025 - 17:47



BRISBANE  
RACING CLUB

Track Rating: Good 4, Weather: Fine, Rail Position: +9m Entire Course.

Section					Overall	1400m	1200m	1000m	800m	600m	400m	Last 600m		
Field Times					1:29.92 (0:08.13)	1:21.79 (0:11.05)	1:10.74 (0:11.55)	0:59.19 (0:11.86)	0:47.33 (0:11.84)	0:35.49 (0:11.83)	0:23.66 (0:11.59)	0:35.49		
Rank	TAB	Horse/Jockey	Barrier	Top Speed [km/h]	Fastest Section									Distance Travelled [m]
1	1	LITTLE JEANIE	10	65.5	0:08.70	1:29.92 [1]	1:21.22 [10]	1:09.84 [11]	0:58.33 [10]	0:46.60 [9]	0:34.72 [9]	0:23.35 [7]	0:34.72	
		Ben Thompson		400m	Overall	(0:08.70)	(0:11.38)	(0:11.51)	(0:11.73)	(0:11.88)	(0:11.37)	(0:11.28)		
2	7	SUBTERRAIN	3	65.4	0:08.28	1:30.21 [2]	1:21.93 [3]	1:10.62 [6]	0:58.90 [8]	0:46.96 [7]	0:35.31 [5]	0:23.68 [5]	0:35.31	-17
		Ryan Maloney		1400m	Overall	(0:08.28)	(0:11.31)	(0:11.72)	(0:11.94)	(0:11.65)	(0:11.63)	(0:11.52)		
3	2	SAN GABRIEL	2	67.4	0:08.29	1:30.25 [3]	1:21.96 [4]	1:10.88 [3]	0:59.20 [4]	0:47.09 [5]	0:35.34 [6]	0:23.68 [6]	0:35.34	-2
		Daniel Moor		1400m	Overall	(0:08.29)	(0:11.08)	(0:11.68)	(0:12.11)	(0:11.75)	(0:11.66)	(0:11.60)		
4	8	VOS SAVANT	7	65.8	0:08.70	1:30.26 [4]	1:21.56 [9]	1:10.32 [9]	0:58.68 [9]	0:46.80 [10]	0:34.95 [11]	0:23.43 [10]	0:34.95	-5
		Ron Stewart		400m	Overall	(0:08.70)	(0:11.24)	(0:11.64)	(0:11.88)	(0:11.85)	(0:11.52)	(0:11.18)		
5	9	ARTSPACE	5	65.0	0:08.38	1:30.37 [5]	1:21.99 [7]	1:10.75 [7]	0:59.14 [5]	0:47.20 [6]	0:35.37 [7]	0:23.69 [8]	0:35.37	-4
		Georgina Cartwright		1400m	Overall	(0:08.38)	(0:11.24)	(0:11.61)	(0:11.94)	(0:11.83)	(0:11.68)	(0:11.57)		
6	3	INCA TRAIL	8	66.5	0:08.13	1:30.74 [6]	1:22.61 [1]	1:11.56 [1]	0:59.96 [2]	0:47.98 [2]	0:36.04 [3]	0:24.39 [3]	0:36.04	-7
		Morgan Butler		1400m	Overall	(0:08.13)	(0:11.05)	(0:11.60)	(0:11.98)	(0:11.94)	(0:11.65)	(0:11.74)		
7	6	HE'S FOR THE GIRLS	11	64.7	0:08.44	1:30.78 [7]	1:22.34 [8]	1:10.98 [8]	0:59.47 [7]	0:47.72 [4]	0:35.93 [4]	0:24.40 [4]	0:35.93	+0
		Cejay Graham		1400m	Overall	(0:08.44)	(0:11.36)	(0:11.51)	(0:11.75)	(0:11.79)	(0:11.53)	(0:11.63)		
8	11	BROOKLYN DAISY	1	65.1	0:08.31	1:30.83 [8]	1:22.52 [5]	1:11.26 [5]	0:59.54 [6]	0:47.52 [8]	0:35.70 [8]	0:24.10 [9]	0:35.70	-8
		Angela Jones		1400m	Overall	(0:08.31)	(0:11.26)	(0:11.72)	(0:12.02)	(0:11.82)	(0:11.60)	(0:11.90)		
9	12	RED COBRA	4	65.3	0:08.73	1:30.97 [9]	1:22.24 [11]	1:10.96 [10]	0:59.34 [11]	0:47.49 [11]	0:35.68 [10]	0:24.09 [11]	0:35.68	-10
		Tahlia Fenlon		1400m	Overall	(0:08.73)	(0:11.28)	(0:11.62)	(0:11.85)	(0:11.81)	(0:11.59)	(0:11.75)		
10	4	NINJITZOU	6	66.0	0:08.32	1:31.15 [10]	1:22.83 [6]	1:11.67 [4]	1:00.19 [3]	0:48.38 [3]	0:36.56 [2]	0:24.81 [2]	0:36.56	-2
		Damien Thornton		1400m	Overall	(0:08.32)	(0:11.16)	(0:11.48)	(0:11.81)	(0:11.82)	(0:11.75)	(0:11.84)		

Scratched: Warna (#5)



# Eagle Farm Professional

## Race 7: LADBROKES ODD SURGE Class 2 Handicap - 1500m

12 November 2025 - 17:47



BRISBANE  
RACING CLUB

Track Rating: Good 4, Weather: Fine, Rail Position: +9m Entire Course.

Section						Overall	1400m	1200m	1000m	800m	600m	400m	Last 600m		
Field Times						1:29.92 (0:08.13)	1:21.79 (0:11.05)	1:10.74 (0:11.55)	0:59.19 (0:11.86)	0:47.33 (0:11.84)	0:35.49 (0:11.83)	0:23.66 (0:11.59)	0:35.49		
Rank	TAB	Horse/Jockey	Barrier	Top Speed [km/h]	Fastest Section										Distance Travelled [m]
11	10	LIETUVA	9	67.0	0:08.14	1:37.09 [11]	1:28.95 [2]	1:17.87 [2]	1:06.36 [1]	0:54.50 [1]	0:42.66 [1]	0:30.83 [1]	0:42.66	-8	
		Kyle Wilson-Taylor		1400m	Overall	(0:08.14)	(0:11.08)	(0:11.51)	(0:11.86)	(0:11.84)	(0:11.83)	(0:13.06)			

Scratched: Warna (#5)



## Eagle Farm Professional

### Race 7: LADBROKES ODD SURGE Class 2 Handicap - 1500m

12 November 2025 - 17:47



BRISBANE  
RACING CLUB

Track Rating: Good 4, Weather: Fine, Rail Position: +9m Entire Course.

Section Field Times				200m 0:12.07 (0:12.07)				Last 600m 0:35.49	
Rank	TAB	Horse/Jockey	Barrier	Top Speed [km/h]	Fastest Section	Margin		Distance Travelled [m]	
1	1	LITTLE JEANIE	10	65.5	0:08.70	0:12.07 [1]	1:29.92	0:34.72	
		Ben Thompson		400m	Overall	(0:12.07)			
2	7	SUBTERRAIN	3	65.4	0:08.28	0:12.16 [4]	1.69L	0:35.31	-17
		Ryan Maloney		1400m	Overall	(0:12.16)			
3	2	SAN GABRIEL	2	67.4	0:08.29	0:12.08 [6]	1.93L	0:35.34	-2
		Daniel Moor		1400m	Overall	(0:12.08)			
4	8	VOS SAVANT	7	65.8	0:08.70	0:12.25 [3]	1.97L	0:34.95	-5
		Ron Stewart		400m	Overall	(0:12.25)			
5	9	ARTSPACE	5	65.0	0:08.38	0:12.12 [8]	2.66L	0:35.37	-4
		Georgina Cartwright		1400m	Overall	(0:12.12)			
6	3	INCA TRAIL	8	66.5	0:08.13	0:12.65 [5]	4.83L	0:36.04	-7
		Morgan Butler		1400m	Overall	(0:12.65)			
7	6	HE'S FOR THE GIRLS	11	64.7	0:08.44	0:12.77 [2]	5.08L	0:35.93	+0
		Cejay Graham		1400m	Overall	(0:12.77)			
8	11	BROOKLYN DAISY	1	65.1	0:08.31	0:12.20 [9]	5.35L	0:35.70	-8
		Angela Jones		1400m	Overall	(0:12.20)			
9	12	RED COBRA	4	65.3	0:08.73	0:12.34 [10]	6.18L	0:35.68	-10
		Tahlia Fenlon		1400m	Overall	(0:12.34)			
10	4	NINJITZOU	6	66.0	0:08.32	0:12.97 [7]	7.22L	0:36.56	-2
		Damien Thornton		1400m	Overall	(0:12.97)			

Scratched: Warna (#5)

Report Created: Wed 12 November 2025 18:02 GM (Note: Timing is based on position data)

Page 3/15

[ ] Ranking at each section and finish  
-:-:- No data available at this section  
NA No data available

SCN Saddle cloth number  
DNF Did not finish  
DNT Did not track

data processed by  TRIPLESDATA



# Eagle Farm Professional

## Race 7: LADBROKES ODD SURGE Class 2 Handicap - 1500m

12 November 2025 - 17:47



BRISBANE  
RACING CLUB

Track Rating: Good 4, Weather: Fine, Rail Position: +9m Entire Course.

Section						200m		Last 600m	
Field Times						0:12.07 (0:12.07)		0:35.49	
Rank	TAB	Horse/Jockey	Barrier	Top Speed [km/h]	Fastest Section	Margin		Distance Travelled [m]	
11	10	LIETUVA	9	67.0	0:08.14	0:17.77 [11]	42.19L	0:42.66	-8
		Kyle Wilson-Taylor		1400m	Overall	(0:17.77)			

Scratched: Warna (#5)



Horse/Jockey Name	Little Jeanie
Final Rank	1
Fastest Section Time (Section)	0:08.70 (Overall)
Top Speed [km/h] (Section)	65.5 (400m)
Race State	Finished



Eagle FarmProfessional

Race 7: LADBROKES ODD SURGE Class 2 Handicap - 1500m

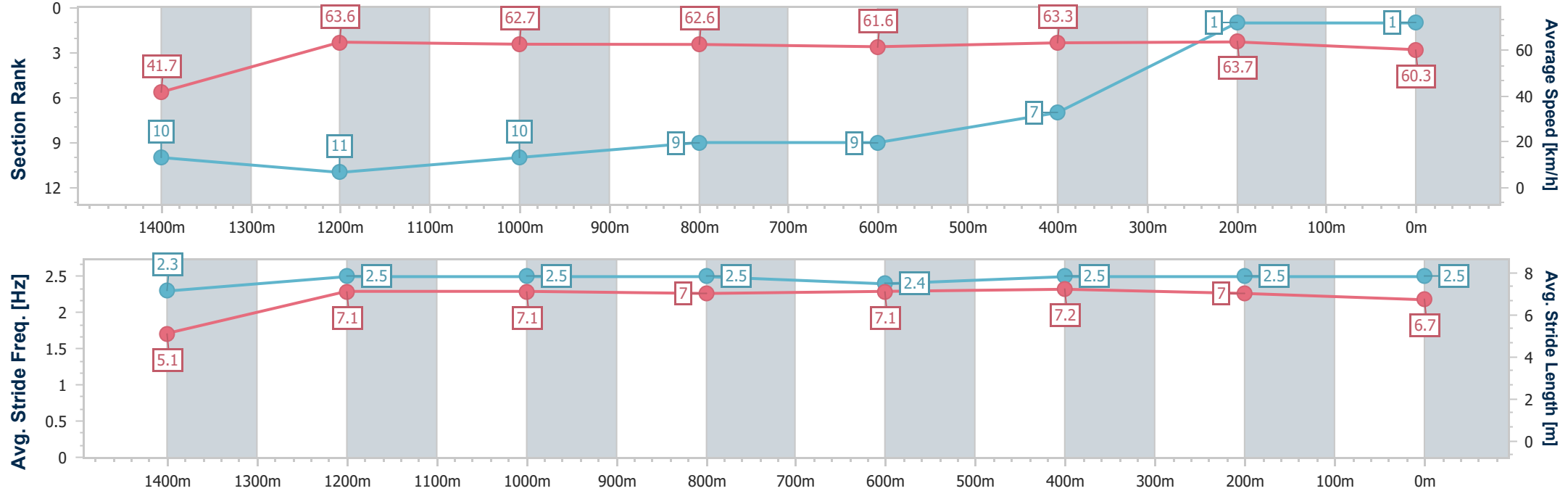
12 November 2025 - 17:47

Track Rating: Good 4, Weather: Fine, Rail Position: +9m Entire Course.



BRISBANE  
RACING CLUB

Section	Overall	1400m	1200m	1000m	800m	600m	400m	200m					
Section Times	1:29.92 [1] (0:08.70)	1:21.22 [10] (0:11.38)	1:09.84 [11] (0:11.51)	0:58.33 [10] (0:11.73)	0:46.60 [9] (0:11.88)	0:34.72 [9] (0:11.37)	0:23.35 [7] (0:11.28)	0:12.07 [1] (0:12.07)					
Average Speed [km/h]	41.7	63.6	62.7	62.6	61.6	63.3	63.7	60.3					
Top Speed [km/h]	60.5	64.4	64.4	63.3	62.6	64.5	65.5	61.8					
Avg. Dist. to Rail [m]	14.1	4.1	3.8	3.6	2.9	0.9	3.4	4.0					
Avg. Stride Freq. [Hz]	2.3	2.5	2.5	2.5	2.4	2.5	2.5	2.5					
Avg. Stride Length [m]	5.1	7.1	7.1	7.0	7.1	7.2	7.0	6.7					





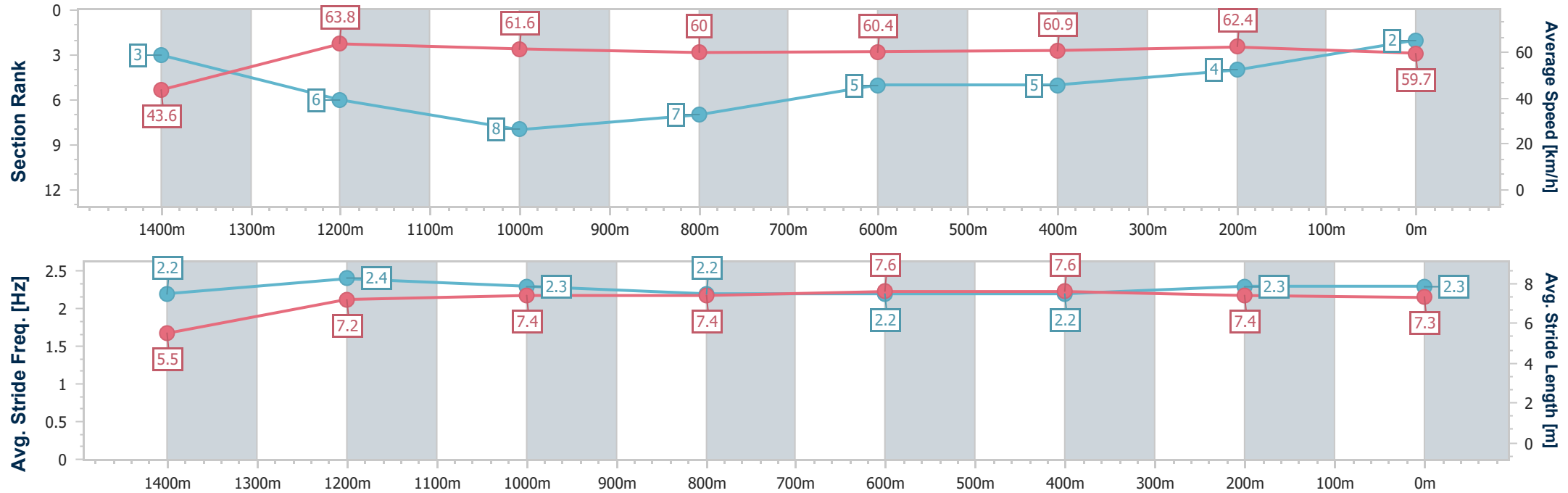
Horse/Jockey Name	Subterrain
Final Rank	2
Fastest Section Time (Section)	0:08.28 (Overall)
Top Speed [km/h] (Section)	65.4 (1400m)
Race State	Finished



Eagle FarmProfessional  
Race 7: LADBROKES ODD SURGE Class 2 Handicap - 1500m  
12 November 2025 - 17:47  
Track Rating: Good 4, Weather: Fine, Rail Position: +9m Entire Course.



Section	Overall	1400m	1200m	1000m	800m	600m	400m	200m					
Section Times	1:30.21 [2] (0:08.28)	1:21.93 [3] (0:11.31)	1:10.62 [6] (0:11.72)	0:58.90 [8] (0:11.94)	0:46.96 [7] (0:11.65)	0:35.31 [5] (0:11.63)	0:23.68 [5] (0:11.52)	0:12.16 [4] (0:12.16)					
Average Speed [km/h]	43.6	63.8	61.6	60.0	60.4	60.9	62.4	59.7					
Top Speed [km/h]	64.3	65.4	62.4	61.5	61.0	61.5	63.4	61.6					
Avg. Dist. to Rail [m]	7.9	3.0	2.5	1.3	4.7	3.6	2.5	3.7					
Avg. Stride Freq. [Hz]	2.2	2.4	2.3	2.2	2.2	2.2	2.3	2.3					
Avg. Stride Length [m]	5.5	7.2	7.4	7.4	7.6	7.6	7.4	7.3					



[ ] Ranking at each section and finish  
- - - - - No data available at this section  
NA No data available





Horse/Jockey Name	San Gabriel
Final Rank	3
Fastest Section Time (Section)	0:08.29 (Overall)
Top Speed [km/h] (Section)	67.4 (1400m)
Race State	Finished

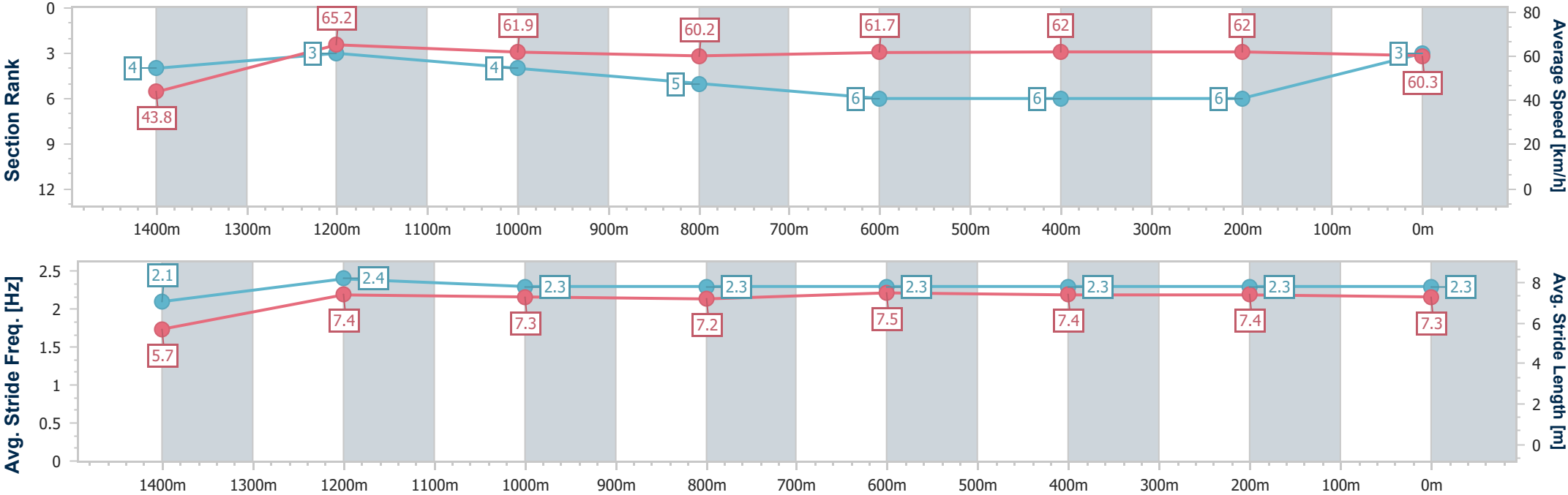


Eagle FarmProfessional  
Race 7: LADBROKES ODD SURGE Class 2 Handicap - 1500m  
12 November 2025 - 17:47  
Track Rating: Good 4, Weather: Fine, Rail Position: +9m Entire Course.



BRISBANE  
RACING CLUB

Section	Overall	1400m	1200m	1000m	800m	600m	400m	200m					
Section Times	1:30.25 [3] (0:08.29)	1:21.96 [4] (0:11.08)	1:10.88 [3] (0:11.68)	0:59.20 [4] (0:12.11)	0:47.09 [5] (0:11.75)	0:35.34 [6] (0:11.66)	0:23.68 [6] (0:11.60)	0:12.08 [6] (0:12.08)					
Average Speed [km/h]	43.8	65.2	61.9	60.2	61.7	62.0	62.0	60.3					
Top Speed [km/h]	64.1	67.4	63.2	61.2	63.0	63.2	64.1	62.5					
Avg. Dist. to Rail [m]	6.8	3.2	3.4	2.8	1.3	1.2	1.5	0.4					
Avg. Stride Freq. [Hz]	2.1	2.4	2.3	2.3	2.3	2.3	2.3	2.3					
Avg. Stride Length [m]	5.7	7.4	7.3	7.2	7.5	7.4	7.4	7.3					





Horse/Jockey Name	Vos Savant
Final Rank	4
Fastest Section Time (Section)	0:08.70 (Overall)
Top Speed [km/h] (Section)	65.8 (400m)
Race State	Finished

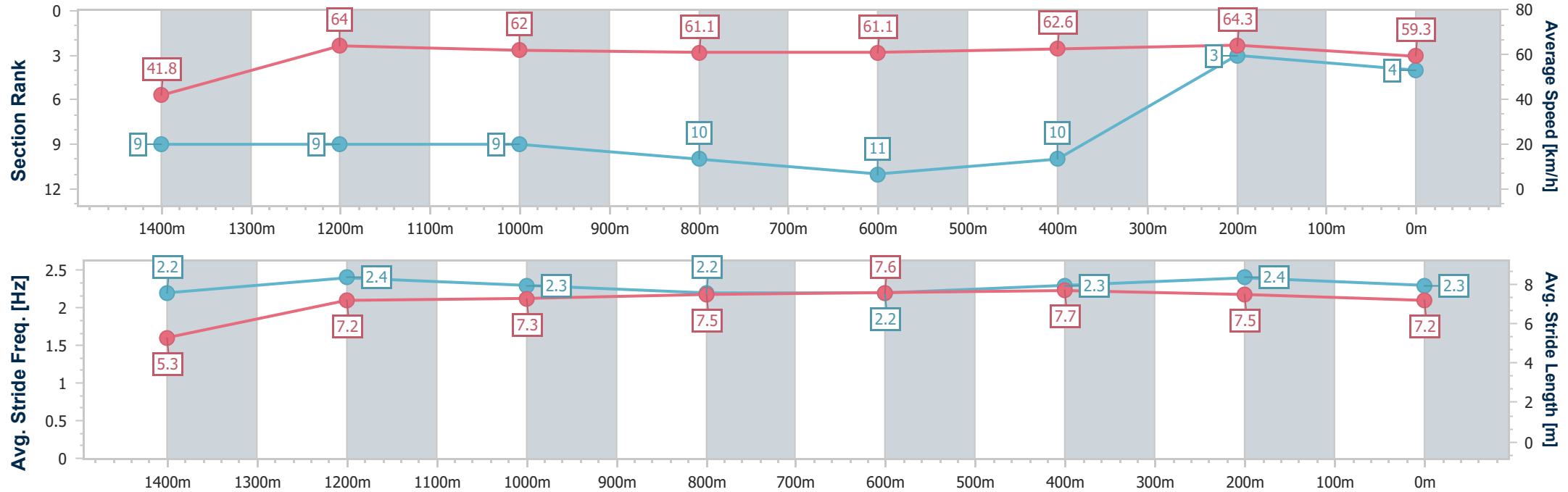


Eagle FarmProfessional  
Race 7: LADBROKES ODD SURGE Class 2 Handicap - 1500m  
12 November 2025 - 17:47  
Track Rating: Good 4, Weather: Fine, Rail Position: +9m Entire Course.



BRISBANE  
RACING CLUB

Section	Overall	1400m	1200m	1000m	800m	600m	400m	200m					
Section Times	1:30.26 [4] (0:08.70)	1:21.56 [9] (0:11.24)	1:10.32 [9] (0:11.64)	0:58.68 [9] (0:11.88)	0:46.80 [10] (0:11.85)	0:34.95 [11] (0:11.52)	0:23.43 [10] (0:11.18)	0:12.25 [3] (0:12.25)					
Average Speed [km/h]	41.8	64.0	62.0	61.1	61.1	62.6	64.3	59.3					
Top Speed [km/h]	61.9	64.9	64.2	62.5	62.0	65.2	65.8	62.0					
Avg. Dist. to Rail [m]	11.4	2.3	2.2	1.8	0.7	0.9	5.7	6.2					
Avg. Stride Freq. [Hz]	2.2	2.4	2.3	2.2	2.2	2.3	2.4	2.3					
Avg. Stride Length [m]	5.3	7.2	7.3	7.5	7.6	7.7	7.5	7.2					



[ ] Ranking at each section and finish  
-.-.- No data available at this section  
NA No data available



Horse/Jockey Name	Artspace
Final Rank	5
Fastest Section Time (Section)	0:08.38 (Overall)
Top Speed [km/h] (Section)	65.0 (1400m)
Race State	Finished

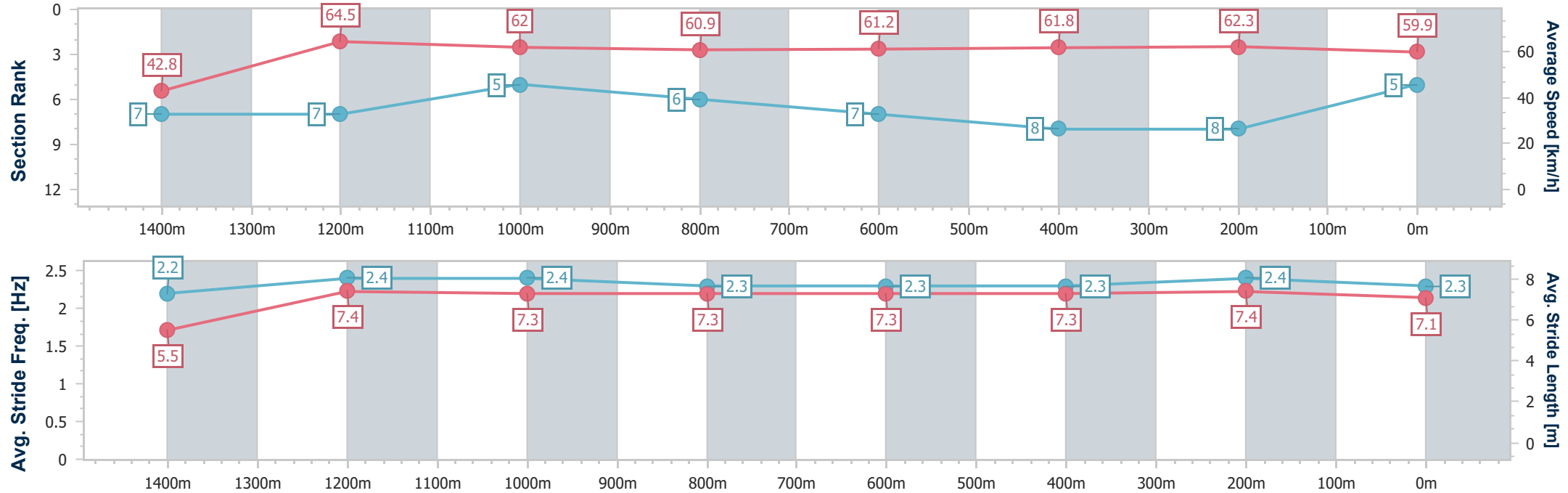


Eagle FarmProfessional  
Race 7: LADBROKES ODD SURGE Class 2 Handicap - 1500m  
12 November 2025 - 17:47  
Track Rating: Good 4, Weather: Fine, Rail Position: +9m Entire Course.



BRISBANE  
RACING CLUB

Section	Overall	1400m	1200m	1000m	800m	600m	400m	200m					
Section Times	1:30.37 [5] (0:08.38)	1:21.99 [7] (0:11.24)	1:10.75 [7] (0:11.61)	0:59.14 [5] (0:11.94)	0:47.20 [6] (0:11.83)	0:35.37 [7] (0:11.68)	0:23.69 [8] (0:11.57)	0:12.12 [8] (0:12.12)					
Average Speed [km/h]	42.8	64.5	62.0	60.9	61.2	61.8	62.3	59.9					
Top Speed [km/h]	60.7	65.0	63.8	61.5	62.6	64.1	64.5	61.3					
Avg. Dist. to Rail [m]	9.7	2.9	2.7	2.2	1.2	0.6	0.7	0.7					
Avg. Stride Freq. [Hz]	2.2	2.4	2.4	2.3	2.3	2.3	2.4	2.3					
Avg. Stride Length [m]	5.5	7.4	7.3	7.3	7.3	7.3	7.4	7.1					





Horse/Jockey Name	Inca Trail
Final Rank	6
Fastest Section Time (Section)	0:08.13 (Overall)
Top Speed [km/h] (Section)	66.5 (1400m)
Race State	Finished

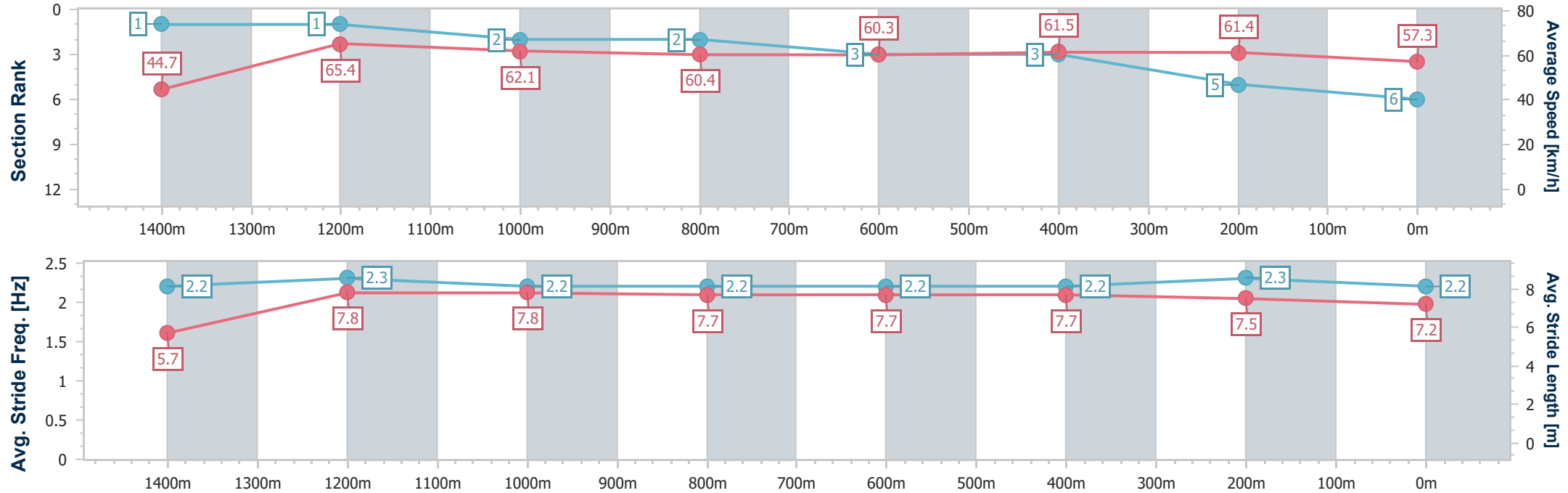


Eagle FarmProfessional  
Race 7: LADBROKES ODD SURGE Class 2 Handicap - 1500m  
12 November 2025 - 17:47  
Track Rating: Good 4, Weather: Fine, Rail Position: +9m Entire Course.



BRISBANE  
RACING CLUB

Section	Overall	1400m	1200m	1000m	800m	600m	400m	200m					
Section Times	1:30.74 [6] (0:08.13)	1:22.61 [1] (0:11.05)	1:11.56 [1] (0:11.60)	0:59.96 [2] (0:11.98)	0:47.98 [2] (0:11.94)	0:36.04 [3] (0:11.65)	0:24.39 [3] (0:11.74)	0:12.65 [5] (0:12.65)					
Average Speed [km/h]	44.7	65.4	62.1	60.4	60.3	61.5	61.4	57.3					
Top Speed [km/h]	63.9	66.5	63.9	61.3	61.2	63.3	62.9	59.9					
Avg. Dist. to Rail [m]	13.0	4.0	2.3	1.4	0.4	1.1	0.7	1.3					
Avg. Stride Freq. [Hz]	2.2	2.3	2.2	2.2	2.2	2.2	2.3	2.2					
Avg. Stride Length [m]	5.7	7.8	7.8	7.7	7.7	7.7	7.5	7.2					





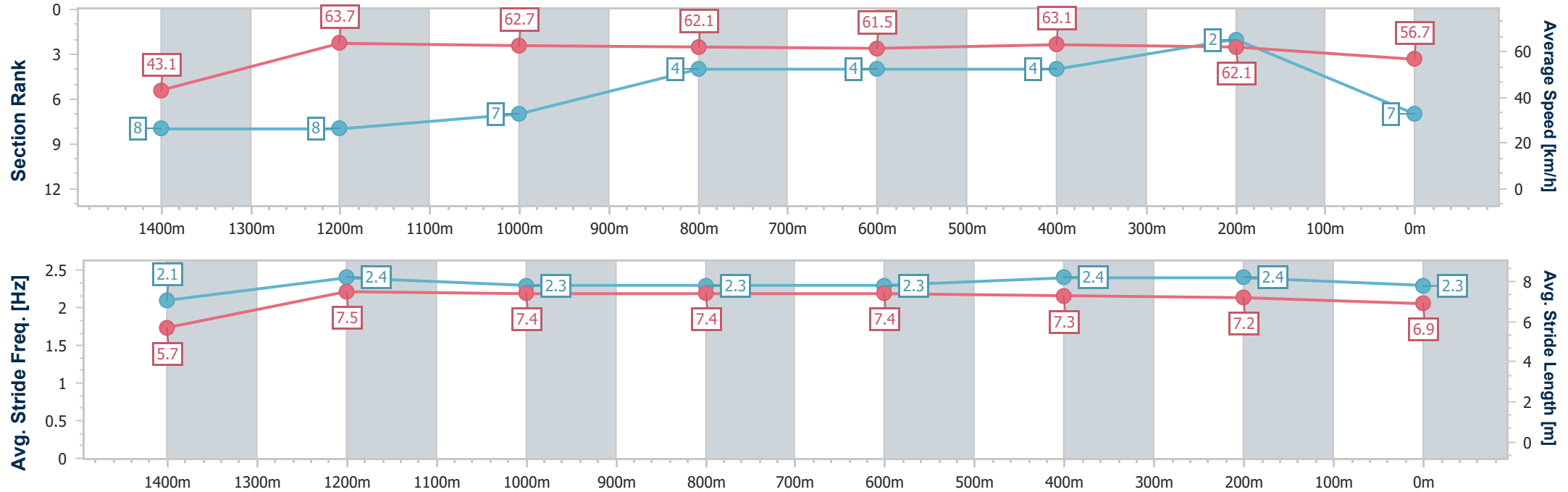
Horse/Jockey Name	He's For The Girls
Final Rank	7
Fastest Section Time (Section)	0:08.44 (Overall)
Top Speed [km/h] (Section)	64.7 (1400m)
Race State	Finished



Eagle FarmProfessional  
Race 7: LADBROKES ODD SURGE Class 2 Handicap - 1500m  
12 November 2025 - 17:47  
Track Rating: Good 4, Weather: Fine, Rail Position: +9m Entire Course.



Section	Overall	1400m	1200m	1000m	800m	600m	400m	200m					
Section Times	1:30.78 [7] (0:08.44)	1:22.34 [8] (0:11.36)	1:10.98 [8] (0:11.51)	0:59.47 [7] (0:11.75)	0:47.72 [4] (0:11.79)	0:35.93 [4] (0:11.53)	0:24.40 [4] (0:11.63)	0:12.77 [2] (0:12.77)					
Average Speed [km/h]	43.1	63.7	62.7	62.1	61.5	63.1	62.1	56.7					
Top Speed [km/h]	61.3	64.7	64.6	63.2	62.6	64.4	63.7	59.2					
Avg. Dist. to Rail [m]	15.6	5.6	4.0	2.9	1.6	2.3	3.7	3.3					
Avg. Stride Freq. [Hz]	2.1	2.4	2.3	2.3	2.3	2.4	2.4	2.3					
Avg. Stride Length [m]	5.7	7.5	7.4	7.4	7.4	7.3	7.2	6.9					



[ ] Ranking at each section and finish  
-.-.- No data available at this section  
NA No data available



Horse/Jockey Name	Brooklyn Daisy
Final Rank	8
Fastest Section Time (Section)	0:08.31 (Overall)
Top Speed [km/h] (Section)	65.1 (1400m)
Race State	Finished

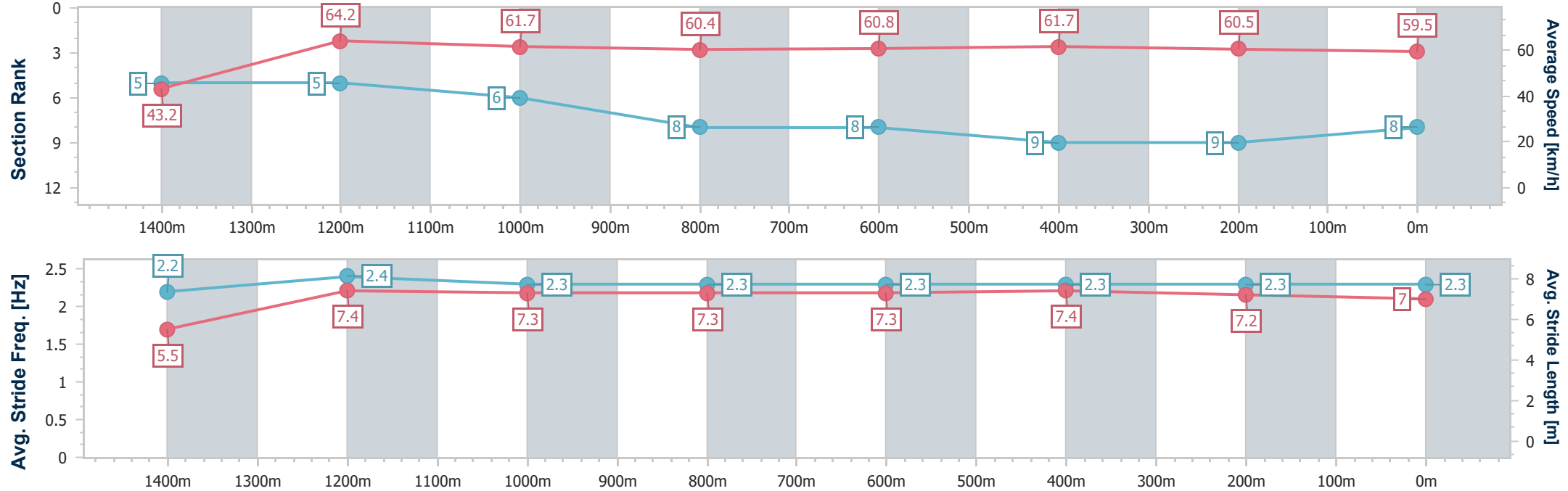


Eagle FarmProfessional  
Race 7: LADBROKES ODD SURGE Class 2 Handicap - 1500m  
12 November 2025 - 17:47  
Track Rating: Good 4, Weather: Fine, Rail Position: +9m Entire Course.



BRISBANE  
RACING CLUB

Section	Overall	1400m	1200m	1000m	800m	600m	400m	200m					
Section Times	1:30.83 [8] (0:08.31)	1:22.52 [5] (0:11.26)	1:11.26 [5] (0:11.72)	0:59.54 [6] (0:12.02)	0:47.52 [8] (0:11.82)	0:35.70 [8] (0:11.60)	0:24.10 [9] (0:11.90)	0:12.20 [9] (0:12.20)					
Average Speed [km/h]	43.2	64.2	61.7	60.4	60.8	61.7	60.5	59.5					
Top Speed [km/h]	62.5	65.1	64.7	61.6	61.9	63.8	63.7	60.6					
Avg. Dist. to Rail [m]	5.7	1.8	2.8	1.8	0.7	1.0	1.1	0.7					
Avg. Stride Freq. [Hz]	2.2	2.4	2.3	2.3	2.3	2.3	2.3	2.3					
Avg. Stride Length [m]	5.5	7.4	7.3	7.3	7.3	7.4	7.2	7.0					





Horse/Jockey Name	Red Cobra
Final Rank	9
Fastest Section Time (Section)	0:08.73 (Overall)
Top Speed [km/h] (Section)	65.3 (1400m)
Race State	Finished

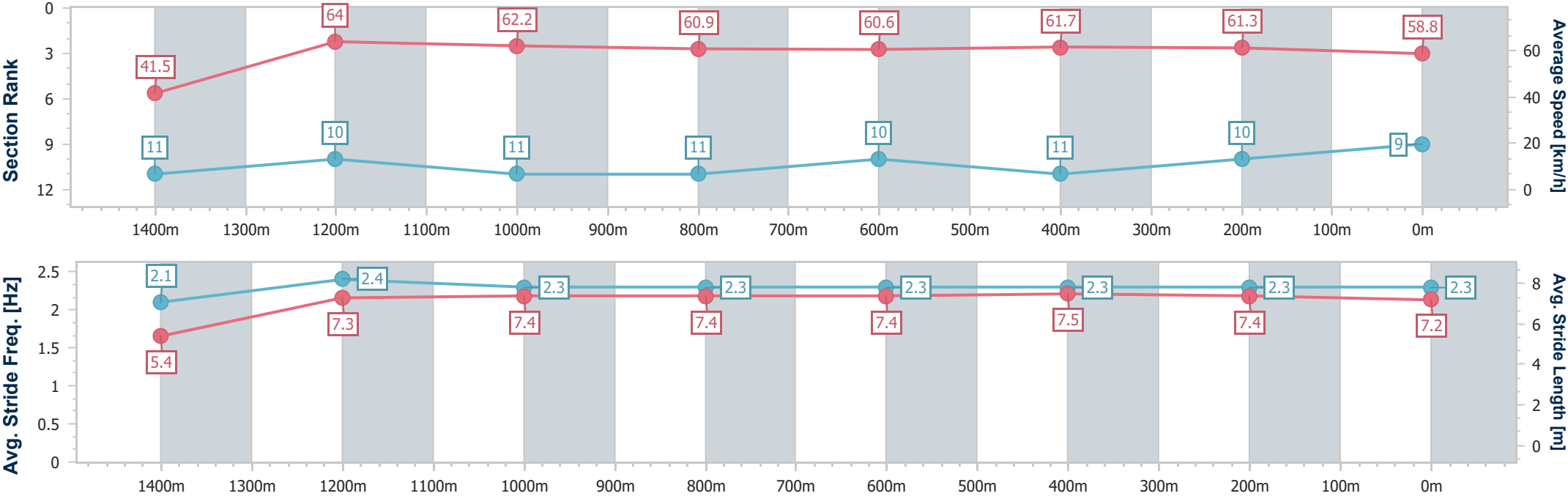


Eagle FarmProfessional  
Race 7: LADBROKES ODD SURGE Class 2 Handicap - 1500m  
12 November 2025 - 17:47  
Track Rating: Good 4, Weather: Fine, Rail Position: +9m Entire Course.



BRISBANE  
RACING CLUB

Section	Overall	1400m	1200m	1000m	800m	600m	400m	200m					
Section Times	1:30.97 [9] (0:08.73)	1:22.24 [11] (0:11.28)	1:10.96 [10] (0:11.62)	0:59.34 [11] (0:11.85)	0:47.49 [11] (0:11.81)	0:35.68 [10] (0:11.59)	0:24.09 [11] (0:11.75)	0:12.34 [10] (0:12.34)					
Average Speed [km/h]	41.5	64.0	62.2	60.9	60.6	61.7	61.3	58.8					
Top Speed [km/h]	61.5	65.3	64.3	62.5	62.1	63.8	64.1	60.6					
Avg. Dist. to Rail [m]	8.3	1.8	1.8	0.7	1.0	1.3	1.1	3.2					
Avg. Stride Freq. [Hz]	2.1	2.4	2.3	2.3	2.3	2.3	2.3	2.3					
Avg. Stride Length [m]	5.4	7.3	7.4	7.4	7.4	7.5	7.4	7.2					





Horse/Jockey Name	Ninjitou
Final Rank	10
Fastest Section Time (Section)	0:08.32 (Overall)
Top Speed [km/h] (Section)	66.0 (1400m)
Race State	Finished



Eagle FarmProfessional

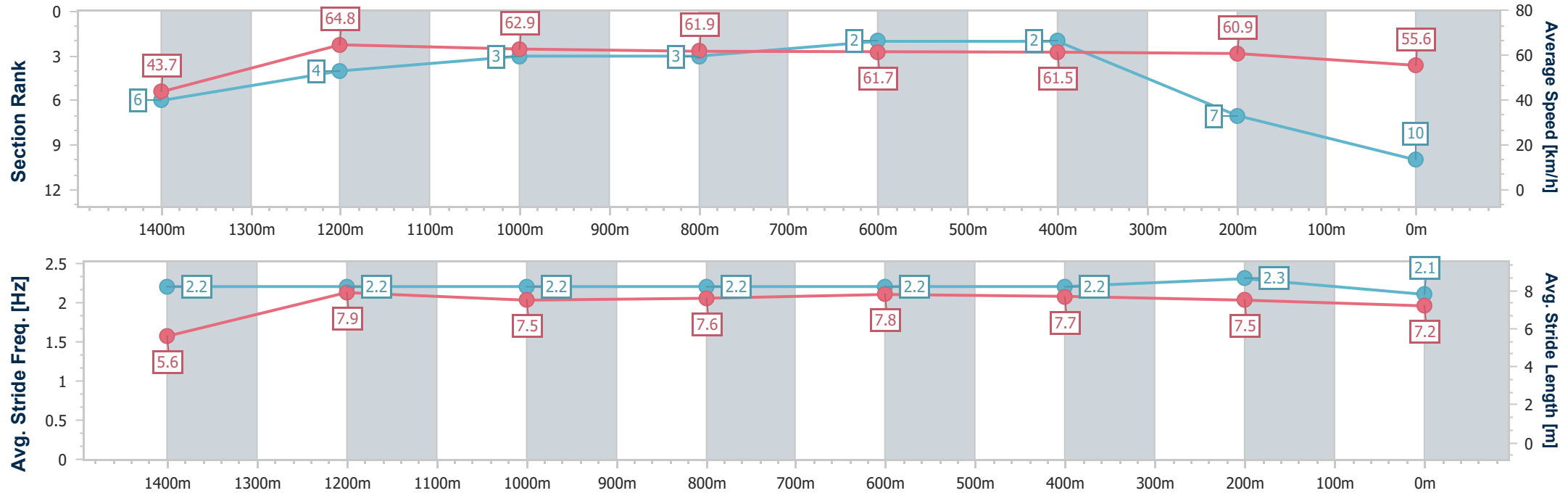
Race 7: LADBROKES ODD SURGE Class 2 Handicap - 1500m

12 November 2025 - 17:47

Track Rating: Good 4, Weather: Fine, Rail Position: +9m Entire Course.



Section	Overall	1400m	1200m	1000m	800m	600m	400m	200m					
Section Times	1:31.15 [10] (0:08.32)	1:22.83 [6] (0:11.16)	1:11.67 [4] (0:11.48)	1:00.19 [3] (0:11.81)	0:48.38 [3] (0:11.82)	0:36.56 [2] (0:11.75)	0:24.81 [2] (0:11.84)	0:12.97 [7] (0:12.97)					
Average Speed [km/h]	43.7	64.8	62.9	61.9	61.7	61.5	60.9	55.6					
Top Speed [km/h]	63.0	66.0	64.5	63.4	62.3	62.3	62.3	58.8					
Avg. Dist. to Rail [m]	11.0	5.6	4.0	3.4	2.4	0.9	1.8	2.4					
Avg. Stride Freq. [Hz]	2.2	2.2	2.2	2.2	2.2	2.2	2.3	2.1					
Avg. Stride Length [m]	5.6	7.9	7.5	7.6	7.8	7.7	7.5	7.2					







Horse/Jockey Name	Lietuva
Final Rank	11
Fastest Section Time (Section)	0:08.14 (Overall)
Top Speed [km/h] (Section)	67.0 (1400m)
Race State	Finished

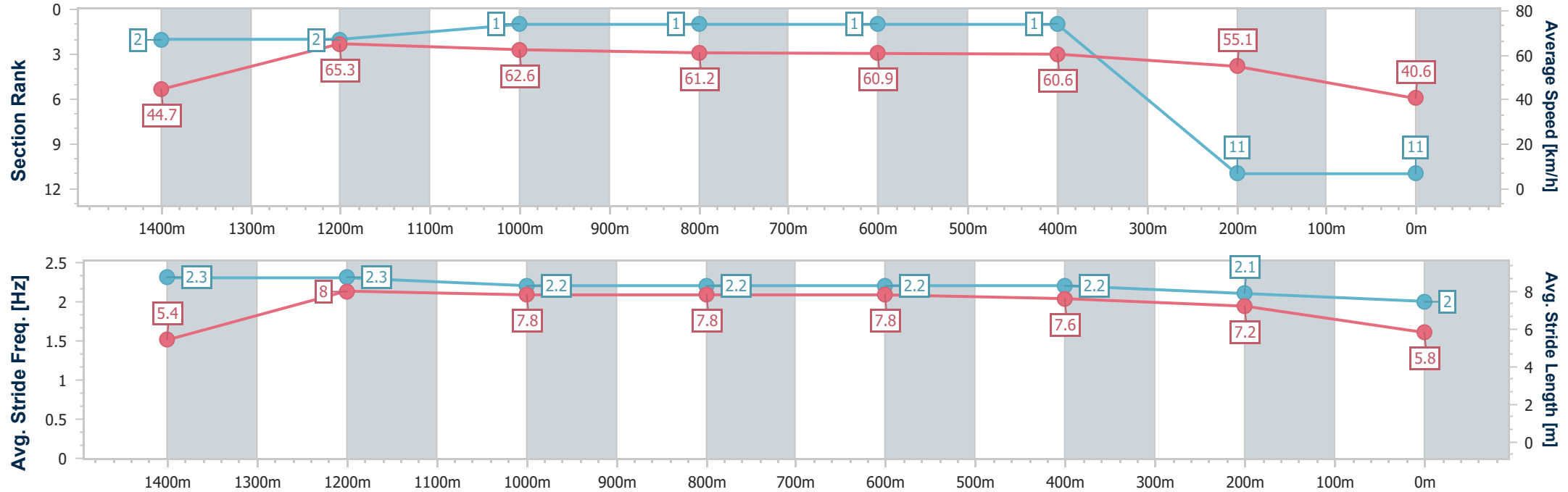


Eagle FarmProfessional  
Race 7: LADBROKES ODD SURGE Class 2 Handicap - 1500m  
12 November 2025 - 17:47  
Track Rating: Good 4, Weather: Fine, Rail Position: +9m Entire Course.



BRISBANE  
RACING CLUB

Section	Overall	1400m	1200m	1000m	800m	600m	400m	200m					
Section Times	1:37.09 [11] (0:08.14)	1:28.95 [2] (0:11.08)	1:17.87 [2] (0:11.51)	1:06.36 [1] (0:11.86)	0:54.50 [1] (0:11.84)	0:42.66 [1] (0:11.83)	0:30.83 [1] (0:13.06)	0:17.77 [11] (0:17.77)					
Average Speed [km/h]	44.7	65.3	62.6	61.2	60.9	60.6	55.1	40.6					
Top Speed [km/h]	63.0	67.0	64.1	63.1	61.7	61.6	60.4	51.6					
Avg. Dist. to Rail [m]	13.7	6.8	2.8	1.2	0.4	0.9	0.3	1.2					
Avg. Stride Freq. [Hz]	2.3	2.3	2.2	2.2	2.2	2.2	2.1	2.0					
Avg. Stride Length [m]	5.4	8.0	7.8	7.8	7.8	7.6	7.2	5.8					



[ ] Ranking at each section and finish  
- - - - No data available at this section  
NA No data available