



Rockhampton Professional  
Race 1: CELEBRATE 2025 AT CALLAGHAN PARK QTIS Three-Year-Old  
Maiden Handicap - 1050m  
14 November 2025 - 13:33



Track Rating: Soft 6, Weather: Showers, Rail Position: 1.5 metre Entire Course

| Section     |     | Overall            |         |                  |                 | 1000m        | 800m         | 600m         | 400m         | 200m         | Last 600m    |                        |            |
|-------------|-----|--------------------|---------|------------------|-----------------|--------------|--------------|--------------|--------------|--------------|--------------|------------------------|------------|
| Field Times |     | 1:00.36            |         |                  |                 | 0:56.03      | 0:44.88      | 0:33.55      | 0:22.58      | 0:11.81      | 0:33.55      |                        |            |
|             |     | (0:04.33)          |         |                  |                 | (0:11.15)    | (0:11.33)    | (0:10.97)    | (0:10.77)    | (0:11.81)    |              |                        |            |
| Rank        | TAB | Horse/Jockey       | Barrier | Top Speed [km/h] | Fastest Section |              |              |              |              |              | Margin       | Distance Travelled [m] |            |
| 1           | 6   | SENZORA            | 8       | 68.8             | 0:04.45         | 1:00.36 [1]  | 0:55.91 [2]  | 0:44.88 [1]  | 0:33.55 [1]  | 0:22.58 [1]  | 0:11.81 [1]  | 1:00.36                | 0:33.55    |
|             |     | Ashley Butler      |         | 400m             | Overall         | (0:04.45)    | (0:11.03)    | (0:11.33)    | (0:10.97)    | (0:10.77)    | (0:11.81)    |                        |            |
| 2           | 1   | BITTER SPIRIT      | 10      | 69.8             | 0:04.65         | 1:00.99 [2]  | 0:56.34 [10] | 0:44.40 [10] | 0:32.60 [10] | 0:22.06 [9]  | 0:11.56 [2]  | 3.73L                  | 0:32.60 +7 |
|             |     | Justin Huxtable    |         | 600m             | Overall         | (0:04.65)    | (0:11.94)    | (0:11.80)    | (0:10.54)    | (0:10.50)    | (0:11.56)    |                        |            |
| 3           | 10  | LEICA FLAMINGO     | 5       | 68.2             | 0:04.52         | 1:01.49 [3]  | 0:56.97 [6]  | 0:45.60 [4]  | 0:33.90 [4]  | 0:22.96 [4]  | 0:12.03 [3]  | 6.63L                  | 0:33.90 +2 |
|             |     | Adam Sewell        |         | 600m             | Overall         | (0:04.52)    | (0:11.37)    | (0:11.70)    | (0:10.94)    | (0:10.93)    | (0:12.03)    |                        |            |
| 4           | 3   | AUGUST JOE         | 2       | 66.2             | 0:04.33         | 1:01.56 [4]  | 0:57.23 [1]  | 0:46.03 [2]  | 0:34.43 [2]  | 0:23.24 [2]  | 0:12.07 [4]  | 7.07L                  | 0:34.43 -3 |
|             |     | Tom Orr            |         | 1000m            | Overall         | (0:04.33)    | (0:11.20)    | (0:11.60)    | (0:11.19)    | (0:11.17)    | (0:12.07)    |                        |            |
| 5           | 7   | TIME POWER         | 9       | 67.7             | 0:04.55         | 1:01.57 [5]  | 0:57.02 [8]  | 0:45.48 [6]  | 0:33.86 [6]  | 0:22.83 [6]  | 0:11.92 [5]  | 7.09L                  | 0:33.86 +1 |
|             |     | Tahlia Fenlon      |         | 600m             | Overall         | (0:04.55)    | (0:11.54)    | (0:11.62)    | (0:11.03)    | (0:10.91)    | (0:11.92)    |                        |            |
| 6           | 11  | GAIRLOCH           | 1       | 66.5             | 0:04.47         | 1:01.87 [6]  | 0:57.40 [3]  | 0:45.84 [5]  | 0:34.26 [5]  | 0:23.19 [5]  | 0:12.07 [7]  | 8.86L                  | 0:34.26 -2 |
|             |     | Les Tilley         |         | 400m             | Overall         | (0:04.47)    | (0:11.56)    | (0:11.58)    | (0:11.07)    | (0:11.12)    | (0:12.07)    |                        |            |
| 7           | 9   | READY AND BETTA    | 7       | 67.5             | 0:04.49         | 1:01.94 [7]  | 0:57.45 [5]  | 0:45.56 [9]  | 0:33.80 [9]  | 0:22.76 [10] | 0:11.63 [10] | 9.31L                  | 0:33.80 +2 |
|             |     | Warwick Satherley  |         | 600m             | Overall         | (0:04.49)    | (0:11.89)    | (0:11.76)    | (0:11.04)    | (0:11.13)    | (0:11.63)    |                        |            |
| 8           | 2   | A BIT ABOUT IT     | 3       | 66.2             | 0:04.47         | 1:02.14 [8]  | 0:57.67 [3]  | 0:46.48 [3]  | 0:34.79 [3]  | 0:23.69 [3]  | 0:12.42 [6]  | 10.47L                 | 0:34.79 -1 |
|             |     | Nikki Olzard       |         | 1000m            | Overall         | (0:04.47)    | (0:11.19)    | (0:11.69)    | (0:11.10)    | (0:11.27)    | (0:12.42)    |                        |            |
| 9           | 8   | READY MADE MIRACLE | 6       | 67.1             | 0:04.54         | 1:02.14 [9]  | 0:57.60 [7]  | 0:45.82 [8]  | 0:34.17 [8]  | 0:23.24 [7]  | 0:12.10 [8]  | 10.49L                 | 0:34.17 +0 |
|             |     | Jason Taylor       |         | 600m             | Overall         | (0:04.54)    | (0:11.78)    | (0:11.65)    | (0:10.93)    | (0:11.14)    | (0:12.10)    |                        |            |
| 10          | 4   | BANDANNA MAN       | 4       | 67.1             | 0:04.59         | 1:02.17 [10] | 0:57.58 [9]  | 0:46.04 [7]  | 0:34.35 [7]  | 0:23.26 [8]  | 0:12.06 [9]  | 10.67L                 | 0:34.35 -1 |
|             |     | Chris McIver       |         | 600m             | Overall         | (0:04.59)    | (0:11.54)    | (0:11.69)    | (0:11.09)    | (0:11.20)    | (0:12.06)    |                        |            |

Scratched: Precise Torque (#5)



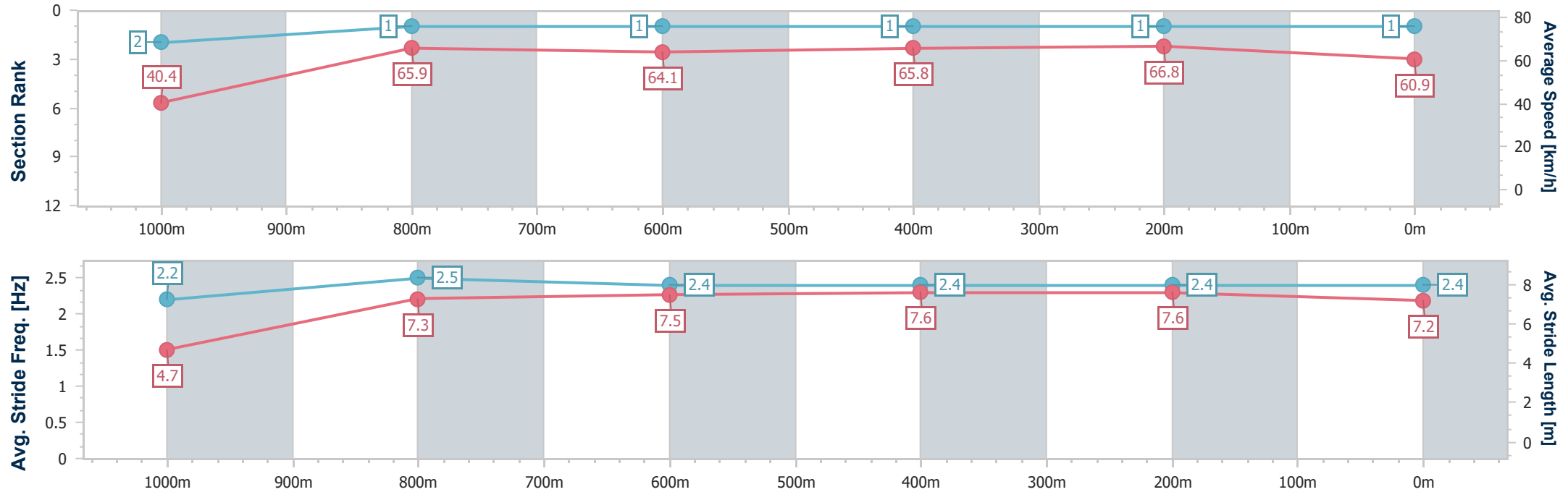
|                                |                   |
|--------------------------------|-------------------|
| Horse/Jockey Name              | Senzora           |
| Final Rank                     | 1                 |
| Fastest Section Time (Section) | 0:04.45 (Overall) |
| Top Speed [km/h] (Section)     | 68.8 (400m)       |
| Race State                     | Finished          |



RockhamptonProfessional  
Race 1: CELEBRATE 2025 AT CALLAGHAN PARK QTIS Three-  
Year-Old Maiden Handicap - 1050m  
14 November 2025 - 13:33  
Track Rating: Soft 6, Weather: Showers, Rail Position: 1.5 metre  
Entire Course



| Section                | Overall                  | 1000m                    | 800m                     | 600m                     | 400m                     | 200m                     |  |  |  |  |  |  |  |
|------------------------|--------------------------|--------------------------|--------------------------|--------------------------|--------------------------|--------------------------|--|--|--|--|--|--|--|
| Section Times          | 1:00.36 [1]<br>(0:04.45) | 0:55.91 [2]<br>(0:11.03) | 0:44.88 [1]<br>(0:11.33) | 0:33.55 [1]<br>(0:10.97) | 0:22.58 [1]<br>(0:10.77) | 0:11.81 [1]<br>(0:11.81) |  |  |  |  |  |  |  |
| Average Speed [km/h]   | 40.4                     | 65.9                     | 64.1                     | 65.8                     | 66.8                     | 60.9                     |  |  |  |  |  |  |  |
| Top Speed [km/h]       | 56.5                     | 67.5                     | 67.3                     | 68.3                     | 68.8                     | 64.1                     |  |  |  |  |  |  |  |
| Avg. Dist. to Rail [m] | 7.3                      | 2.2                      | 1.5                      | 1.1                      | 1.7                      | 1.7                      |  |  |  |  |  |  |  |
| Avg. Stride Freq. [Hz] | 2.2                      | 2.5                      | 2.4                      | 2.4                      | 2.4                      | 2.4                      |  |  |  |  |  |  |  |
| Avg. Stride Length [m] | 4.7                      | 7.3                      | 7.5                      | 7.6                      | 7.6                      | 7.2                      |  |  |  |  |  |  |  |



[ ] Ranking at each section and finish  
-.-.- No data available at this section  
NA No data available



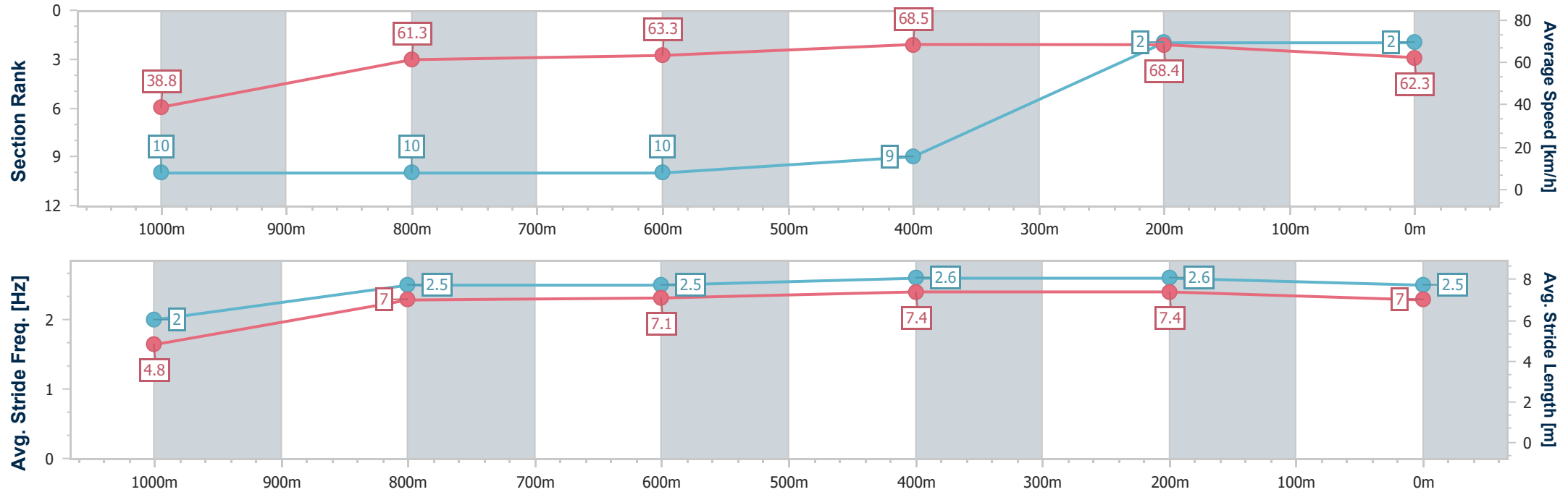
|                                |                   |
|--------------------------------|-------------------|
| Horse/Jockey Name              | Bitter Spirit     |
| Final Rank                     | 2                 |
| Fastest Section Time (Section) | 0:04.65 (Overall) |
| Top Speed [km/h] (Section)     | 69.8 (600m)       |
| Race State                     | Finished          |



RockhamptonProfessional  
Race 1: CELEBRATE 2025 AT CALLAGHAN PARK QTIS Three-  
Year-Old Maiden Handicap - 1050m  
14 November 2025 - 13:33  
Track Rating: Soft 6, Weather: Showers, Rail Position: 1.5 metre  
Entire Course



| Section                | Overall                  | 1000m                     | 800m                      | 600m                      | 400m                     | 200m                     |  |  |  |  |  |  |  |  |
|------------------------|--------------------------|---------------------------|---------------------------|---------------------------|--------------------------|--------------------------|--|--|--|--|--|--|--|--|
| Section Times          | 1:00.99 [2]<br>(0:04.65) | 0:56.34 [10]<br>(0:11.94) | 0:44.40 [10]<br>(0:11.80) | 0:32.60 [10]<br>(0:10.54) | 0:22.06 [9]<br>(0:10.50) | 0:11.56 [2]<br>(0:11.56) |  |  |  |  |  |  |  |  |
| Average Speed [km/h]   | 38.8                     | 61.3                      | 63.3                      | 68.5                      | 68.4                     | 62.3                     |  |  |  |  |  |  |  |  |
| Top Speed [km/h]       | 53.5                     | 63.2                      | 66.8                      | 69.8                      | 69.8                     | 67.1                     |  |  |  |  |  |  |  |  |
| Avg. Dist. to Rail [m] | 10.0                     | 3.7                       | 4.6                       | 5.9                       | 7.7                      | 9.0                      |  |  |  |  |  |  |  |  |
| Avg. Stride Freq. [Hz] | 2.0                      | 2.5                       | 2.5                       | 2.6                       | 2.6                      | 2.5                      |  |  |  |  |  |  |  |  |
| Avg. Stride Length [m] | 4.8                      | 7.0                       | 7.1                       | 7.4                       | 7.4                      | 7.0                      |  |  |  |  |  |  |  |  |



[ ] Ranking at each section and finish  
-.-.- No data available at this section  
NA No data available



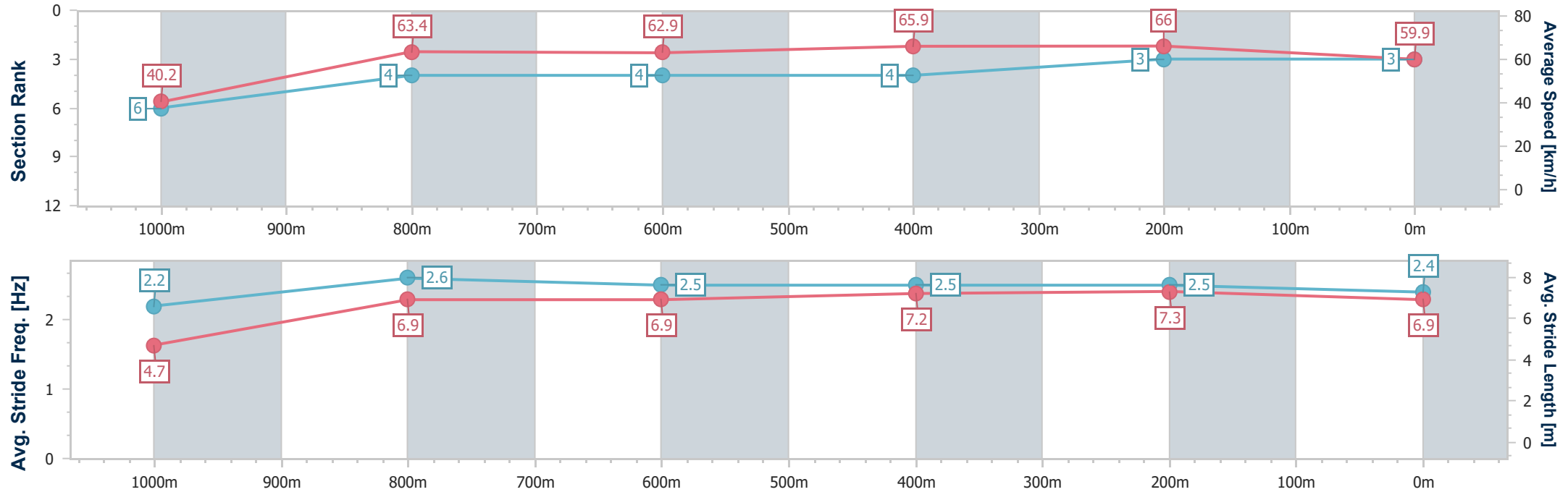
|                                |                   |
|--------------------------------|-------------------|
| Horse/Jockey Name              | Leica Flamingo    |
| Final Rank                     | 3                 |
| Fastest Section Time (Section) | 0:04.52 (Overall) |
| Top Speed [km/h] (Section)     | 68.2 (600m)       |
| Race State                     | Finished          |



RockhamptonProfessional  
Race 1: CELEBRATE 2025 AT CALLAGHAN PARK QTIS Three-  
Year-Old Maiden Handicap - 1050m  
14 November 2025 - 13:33  
Track Rating: Soft 6, Weather: Showers, Rail Position: 1.5 metre  
Entire Course



| Section                | Overall                  | 1000m                    | 800m                     | 600m                     | 400m                     | 200m                     |  |  |  |  |  |  |  |  |
|------------------------|--------------------------|--------------------------|--------------------------|--------------------------|--------------------------|--------------------------|--|--|--|--|--|--|--|--|
| Section Times          | 1:01.49 [3]<br>(0:04.52) | 0:56.97 [6]<br>(0:11.37) | 0:45.60 [4]<br>(0:11.70) | 0:33.90 [4]<br>(0:10.94) | 0:22.96 [4]<br>(0:10.93) | 0:12.03 [3]<br>(0:12.03) |  |  |  |  |  |  |  |  |
| Average Speed [km/h]   | 40.2                     | 63.4                     | 62.9                     | 65.9                     | 66.0                     | 59.9                     |  |  |  |  |  |  |  |  |
| Top Speed [km/h]       | 57.7                     | 65.3                     | 64.1                     | 68.2                     | 67.0                     | 63.5                     |  |  |  |  |  |  |  |  |
| Avg. Dist. to Rail [m] | 4.1                      | 0.7                      | 3.0                      | 4.8                      | 5.7                      | 4.2                      |  |  |  |  |  |  |  |  |
| Avg. Stride Freq. [Hz] | 2.2                      | 2.6                      | 2.5                      | 2.5                      | 2.5                      | 2.4                      |  |  |  |  |  |  |  |  |
| Avg. Stride Length [m] | 4.7                      | 6.9                      | 6.9                      | 7.2                      | 7.3                      | 6.9                      |  |  |  |  |  |  |  |  |



[ ] Ranking at each section and finish  
-.-.- No data available at this section  
NA No data available



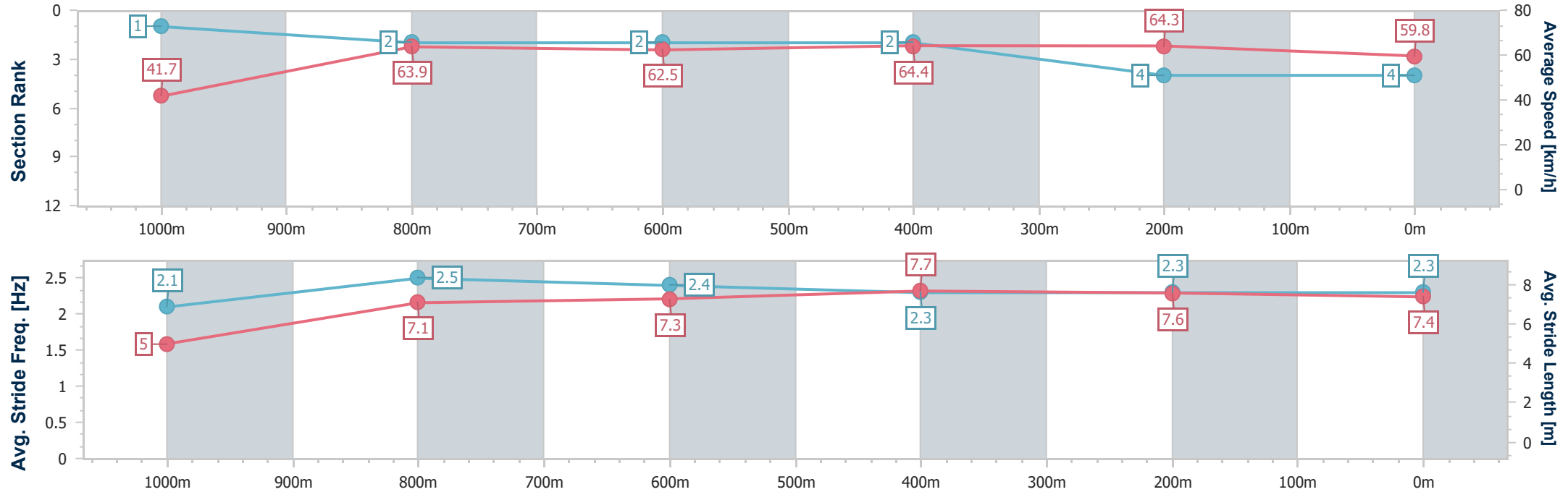
|                                |                   |
|--------------------------------|-------------------|
| Horse/Jockey Name              | August Joe        |
| Final Rank                     | 4                 |
| Fastest Section Time (Section) | 0:04.33 (Overall) |
| Top Speed [km/h] (Section)     | 66.2 (1000m)      |
| Race State                     | Finished          |



RockhamptonProfessional  
Race 1: CELEBRATE 2025 AT CALLAGHAN PARK QTIS Three-  
Year-Old Maiden Handicap - 1050m  
14 November 2025 - 13:33  
Track Rating: Soft 6, Weather: Showers, Rail Position: 1.5 metre  
Entire Course



| Section                | Overall                  | 1000m                    | 800m                     | 600m                     | 400m                     | 200m                     |  |  |  |  |  |  |  |
|------------------------|--------------------------|--------------------------|--------------------------|--------------------------|--------------------------|--------------------------|--|--|--|--|--|--|--|
| Section Times          | 1:01.56 [4]<br>(0:04.33) | 0:57.23 [1]<br>(0:11.20) | 0:46.03 [2]<br>(0:11.60) | 0:34.43 [2]<br>(0:11.19) | 0:23.24 [2]<br>(0:11.17) | 0:12.07 [4]<br>(0:12.07) |  |  |  |  |  |  |  |
| Average Speed [km/h]   | 41.7                     | 63.9                     | 62.5                     | 64.4                     | 64.3                     | 59.8                     |  |  |  |  |  |  |  |
| Top Speed [km/h]       | 57.1                     | 66.2                     | 65.3                     | 66.1                     | 66.2                     | 63.1                     |  |  |  |  |  |  |  |
| Avg. Dist. to Rail [m] | 2.1                      | 0.9                      | 1.0                      | 2.4                      | 3.5                      | 3.0                      |  |  |  |  |  |  |  |
| Avg. Stride Freq. [Hz] | 2.1                      | 2.5                      | 2.4                      | 2.3                      | 2.3                      | 2.3                      |  |  |  |  |  |  |  |
| Avg. Stride Length [m] | 5.0                      | 7.1                      | 7.3                      | 7.7                      | 7.6                      | 7.4                      |  |  |  |  |  |  |  |



[ ] Ranking at each section and finish  
-.-.- No data available at this section  
NA No data available



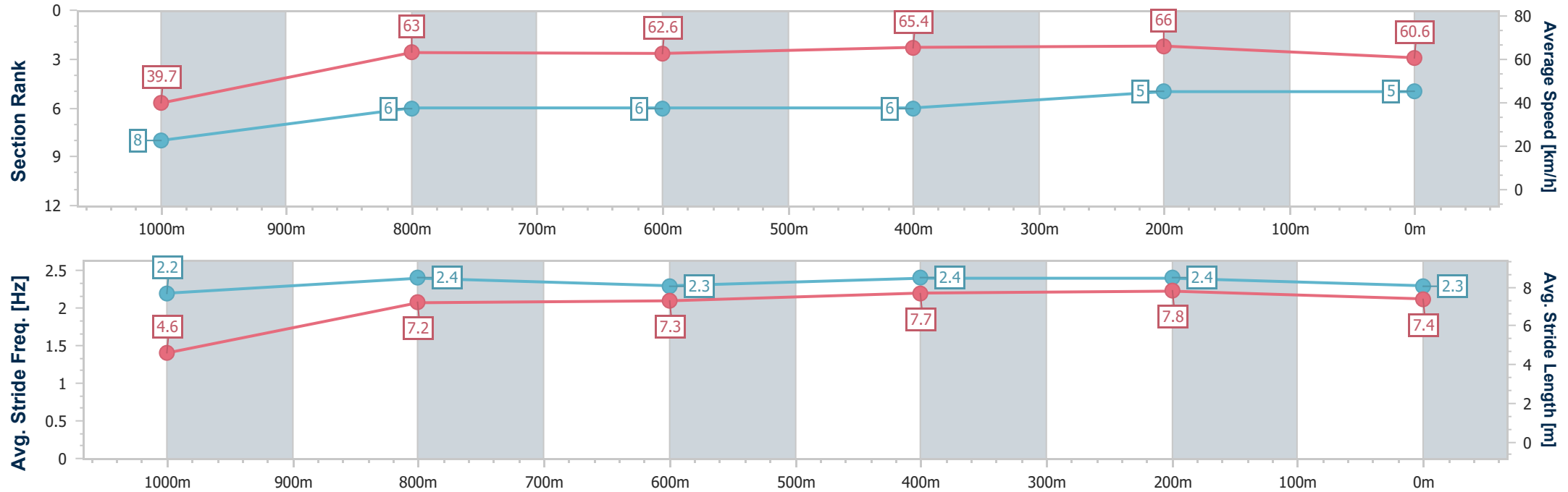
|                                |                   |
|--------------------------------|-------------------|
| Horse/Jockey Name              | Time Power        |
| Final Rank                     | 5                 |
| Fastest Section Time (Section) | 0:04.55 (Overall) |
| Top Speed [km/h] (Section)     | 67.7 (600m)       |
| Race State                     | Finished          |



RockhamptonProfessional  
Race 1: CELEBRATE 2025 AT CALLAGHAN PARK QTIS Three-  
Year-Old Maiden Handicap - 1050m  
14 November 2025 - 13:33  
Track Rating: Soft 6, Weather: Showers, Rail Position: 1.5 metre  
Entire Course



| Section                | Overall                  | 1000m                    | 800m                     | 600m                     | 400m                     | 200m                     |  |  |  |  |  |  |  |  |
|------------------------|--------------------------|--------------------------|--------------------------|--------------------------|--------------------------|--------------------------|--|--|--|--|--|--|--|--|
| Section Times          | 1:01.57 [5]<br>(0:04.55) | 0:57.02 [8]<br>(0:11.54) | 0:45.48 [6]<br>(0:11.62) | 0:33.86 [6]<br>(0:11.03) | 0:22.83 [6]<br>(0:10.91) | 0:11.92 [5]<br>(0:11.92) |  |  |  |  |  |  |  |  |
| Average Speed [km/h]   | 39.7                     | 63.0                     | 62.6                     | 65.4                     | 66.0                     | 60.6                     |  |  |  |  |  |  |  |  |
| Top Speed [km/h]       | 54.0                     | 65.1                     | 65.0                     | 67.7                     | 67.2                     | 64.3                     |  |  |  |  |  |  |  |  |
| Avg. Dist. to Rail [m] | 9.2                      | 3.6                      | 1.3                      | 3.8                      | 5.2                      | 3.6                      |  |  |  |  |  |  |  |  |
| Avg. Stride Freq. [Hz] | 2.2                      | 2.4                      | 2.3                      | 2.4                      | 2.4                      | 2.3                      |  |  |  |  |  |  |  |  |
| Avg. Stride Length [m] | 4.6                      | 7.2                      | 7.3                      | 7.7                      | 7.8                      | 7.4                      |  |  |  |  |  |  |  |  |



[ ] Ranking at each section and finish  
-.-.- No data available at this section  
NA No data available



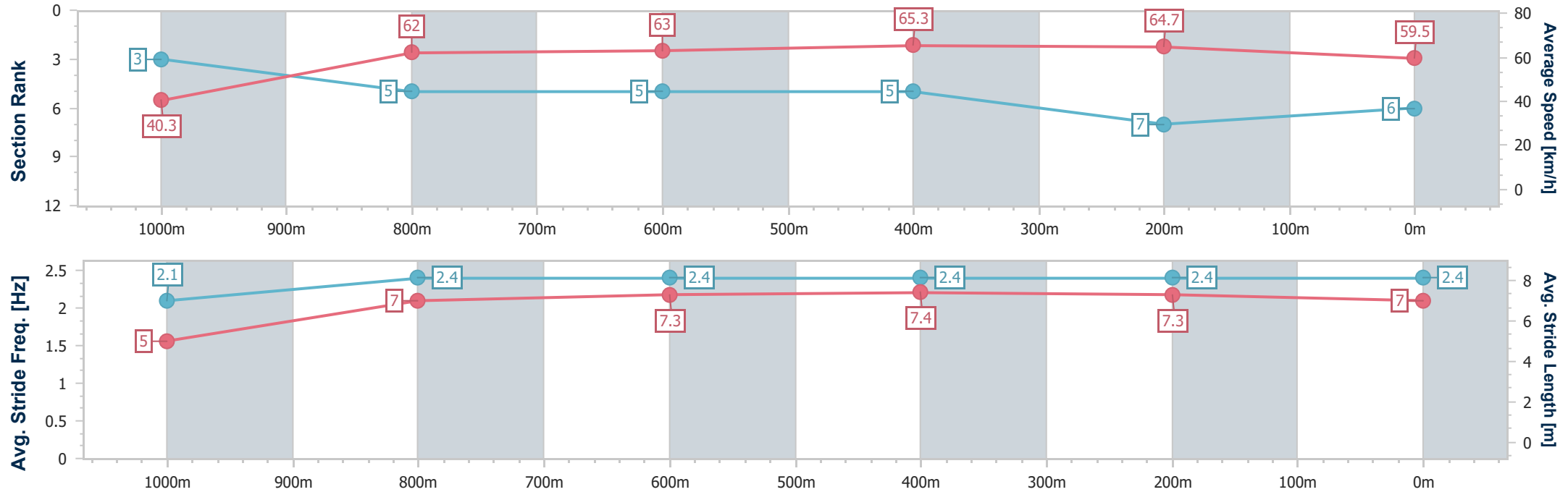
|                                |                   |
|--------------------------------|-------------------|
| Horse/Jockey Name              | Gairloch          |
| Final Rank                     | 6                 |
| Fastest Section Time (Section) | 0:04.47 (Overall) |
| Top Speed [km/h] (Section)     | 66.5 (400m)       |
| Race State                     | Finished          |



RockhamptonProfessional  
Race 1: CELEBRATE 2025 AT CALLAGHAN PARK QTIS Three-  
Year-Old Maiden Handicap - 1050m  
14 November 2025 - 13:33  
Track Rating: Soft 6, Weather: Showers, Rail Position: 1.5 metre  
Entire Course



| Section                | Overall                  | 1000m                    | 800m                     | 600m                     | 400m                     | 200m                     |  |  |  |  |  |  |  |
|------------------------|--------------------------|--------------------------|--------------------------|--------------------------|--------------------------|--------------------------|--|--|--|--|--|--|--|
| Section Times          | 1:01.87 [6]<br>(0:04.47) | 0:57.40 [3]<br>(0:11.56) | 0:45.84 [5]<br>(0:11.58) | 0:34.26 [5]<br>(0:11.07) | 0:23.19 [5]<br>(0:11.12) | 0:12.07 [7]<br>(0:12.07) |  |  |  |  |  |  |  |
| Average Speed [km/h]   | 40.3                     | 62.0                     | 63.0                     | 65.3                     | 64.7                     | 59.5                     |  |  |  |  |  |  |  |
| Top Speed [km/h]       | 56.2                     | 64.0                     | 64.1                     | 66.3                     | 66.5                     | 63.1                     |  |  |  |  |  |  |  |
| Avg. Dist. to Rail [m] | 0.9                      | 0.6                      | 1.6                      | 2.2                      | 1.7                      | 2.1                      |  |  |  |  |  |  |  |
| Avg. Stride Freq. [Hz] | 2.1                      | 2.4                      | 2.4                      | 2.4                      | 2.4                      | 2.4                      |  |  |  |  |  |  |  |
| Avg. Stride Length [m] | 5.0                      | 7.0                      | 7.3                      | 7.4                      | 7.3                      | 7.0                      |  |  |  |  |  |  |  |





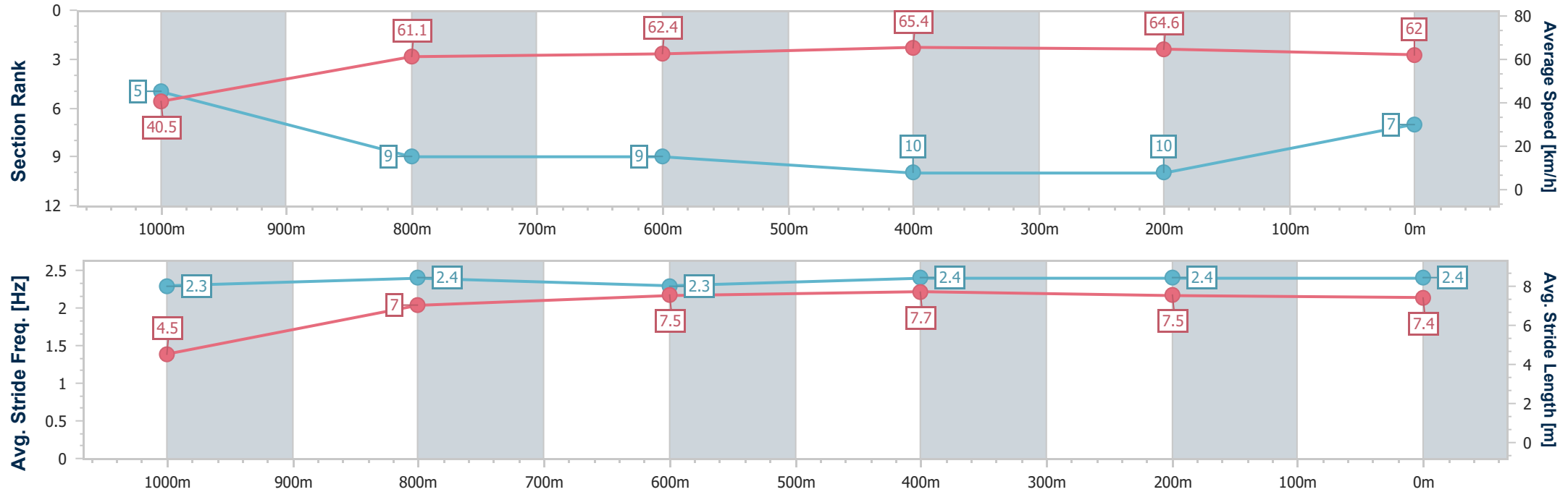
|                                |                   |
|--------------------------------|-------------------|
| Horse/Jockey Name              | Ready And Betta   |
| Final Rank                     | 7                 |
| Fastest Section Time (Section) | 0:04.49 (Overall) |
| Top Speed [km/h] (Section)     | 67.5 (600m)       |
| Race State                     | Finished          |



RockhamptonProfessional  
Race 1: CELEBRATE 2025 AT CALLAGHAN PARK QTIS Three-  
Year-Old Maiden Handicap - 1050m  
14 November 2025 - 13:33  
Track Rating: Soft 6, Weather: Showers, Rail Position: 1.5 metre  
Entire Course



| Section                | Overall                  | 1000m                    | 800m                     | 600m                     | 400m                      | 200m                      |  |  |  |  |  |  |  |
|------------------------|--------------------------|--------------------------|--------------------------|--------------------------|---------------------------|---------------------------|--|--|--|--|--|--|--|
| Section Times          | 1:01.94 [7]<br>(0:04.49) | 0:57.45 [5]<br>(0:11.89) | 0:45.56 [9]<br>(0:11.76) | 0:33.80 [9]<br>(0:11.04) | 0:22.76 [10]<br>(0:11.13) | 0:11.63 [10]<br>(0:11.63) |  |  |  |  |  |  |  |
| Average Speed [km/h]   | 40.5                     | 61.1                     | 62.4                     | 65.4                     | 64.6                      | 62.0                      |  |  |  |  |  |  |  |
| Top Speed [km/h]       | 54.8                     | 63.4                     | 63.8                     | 67.5                     | 66.0                      | 64.7                      |  |  |  |  |  |  |  |
| Avg. Dist. to Rail [m] | 6.5                      | 2.1                      | 2.5                      | 3.1                      | 2.2                       | 3.2                       |  |  |  |  |  |  |  |
| Avg. Stride Freq. [Hz] | 2.3                      | 2.4                      | 2.3                      | 2.4                      | 2.4                       | 2.4                       |  |  |  |  |  |  |  |
| Avg. Stride Length [m] | 4.5                      | 7.0                      | 7.5                      | 7.7                      | 7.5                       | 7.4                       |  |  |  |  |  |  |  |







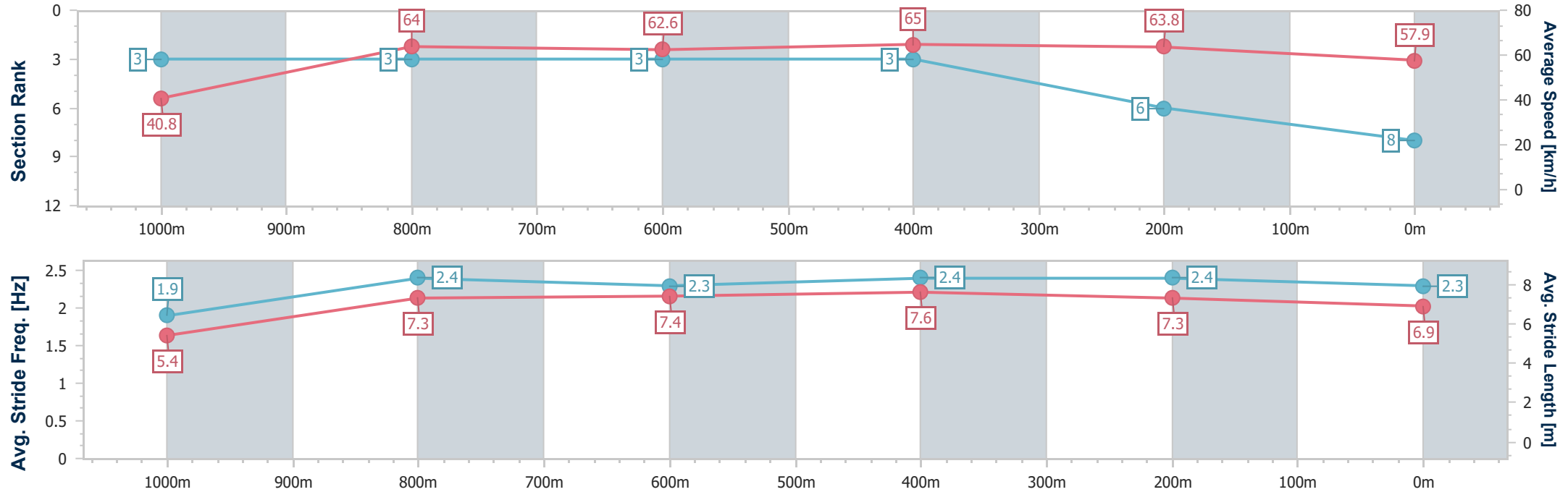
|                                |                   |
|--------------------------------|-------------------|
| Horse/Jockey Name              | A Bit About It    |
| Final Rank                     | 8                 |
| Fastest Section Time (Section) | 0:04.47 (Overall) |
| Top Speed [km/h] (Section)     | 66.2 (1000m)      |
| Race State                     | Finished          |



RockhamptonProfessional  
Race 1: CELEBRATE 2025 AT CALLAGHAN PARK QTIS Three-  
Year-Old Maiden Handicap - 1050m  
14 November 2025 - 13:33  
Track Rating: Soft 6, Weather: Showers, Rail Position: 1.5 metre  
Entire Course



| Section                | Overall                  | 1000m                    | 800m                     | 600m                     | 400m                     | 200m                     |  |  |  |  |  |  |  |  |
|------------------------|--------------------------|--------------------------|--------------------------|--------------------------|--------------------------|--------------------------|--|--|--|--|--|--|--|--|
| Section Times          | 1:02.14 [8]<br>(0:04.47) | 0:57.67 [3]<br>(0:11.19) | 0:46.48 [3]<br>(0:11.69) | 0:34.79 [3]<br>(0:11.10) | 0:23.69 [3]<br>(0:11.27) | 0:12.42 [6]<br>(0:12.42) |  |  |  |  |  |  |  |  |
| Average Speed [km/h]   | 40.8                     | 64.0                     | 62.6                     | 65.0                     | 63.8                     | 57.9                     |  |  |  |  |  |  |  |  |
| Top Speed [km/h]       | 57.5                     | 66.2                     | 64.3                     | 65.9                     | 65.0                     | 62.9                     |  |  |  |  |  |  |  |  |
| Avg. Dist. to Rail [m] | 2.0                      | 1.0                      | 2.1                      | 4.5                      | 5.0                      | 5.8                      |  |  |  |  |  |  |  |  |
| Avg. Stride Freq. [Hz] | 1.9                      | 2.4                      | 2.3                      | 2.4                      | 2.4                      | 2.3                      |  |  |  |  |  |  |  |  |
| Avg. Stride Length [m] | 5.4                      | 7.3                      | 7.4                      | 7.6                      | 7.3                      | 6.9                      |  |  |  |  |  |  |  |  |



[ ] Ranking at each section and finish  
-.-.- No data available at this section  
NA No data available



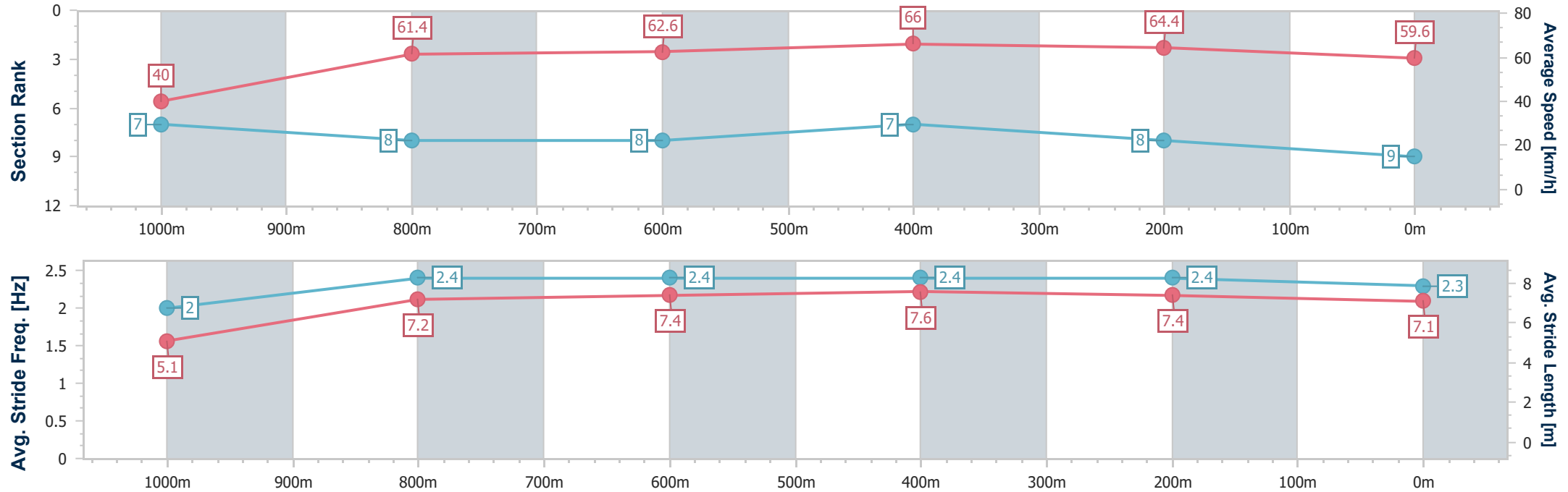
|                                |                    |
|--------------------------------|--------------------|
| Horse/Jockey Name              | Ready Made Miracle |
| Final Rank                     | 9                  |
| Fastest Section Time (Section) | 0:04.54 (Overall)  |
| Top Speed [km/h] (Section)     | 67.1 (600m)        |
| Race State                     | Finished           |



RockhamptonProfessional  
Race 1: CELEBRATE 2025 AT CALLAGHAN PARK QTIS Three-  
Year-Old Maiden Handicap - 1050m  
14 November 2025 - 13:33  
Track Rating: Soft 6, Weather: Showers, Rail Position: 1.5 metre  
Entire Course



| Section                | Overall                  | 1000m                    | 800m                     | 600m                     | 400m                     | 200m                     |  |  |  |  |  |  |  |
|------------------------|--------------------------|--------------------------|--------------------------|--------------------------|--------------------------|--------------------------|--|--|--|--|--|--|--|
| Section Times          | 1:02.14 [9]<br>(0:04.54) | 0:57.60 [7]<br>(0:11.78) | 0:45.82 [8]<br>(0:11.65) | 0:34.17 [8]<br>(0:10.93) | 0:23.24 [7]<br>(0:11.14) | 0:12.10 [8]<br>(0:12.10) |  |  |  |  |  |  |  |
| Average Speed [km/h]   | 40.0                     | 61.4                     | 62.6                     | 66.0                     | 64.4                     | 59.6                     |  |  |  |  |  |  |  |
| Top Speed [km/h]       | 54.4                     | 63.1                     | 63.9                     | 67.1                     | 67.1                     | 62.1                     |  |  |  |  |  |  |  |
| Avg. Dist. to Rail [m] | 5.5                      | 1.3                      | 1.6                      | 2.9                      | 4.5                      | 7.1                      |  |  |  |  |  |  |  |
| Avg. Stride Freq. [Hz] | 2.0                      | 2.4                      | 2.4                      | 2.4                      | 2.4                      | 2.3                      |  |  |  |  |  |  |  |
| Avg. Stride Length [m] | 5.1                      | 7.2                      | 7.4                      | 7.6                      | 7.4                      | 7.1                      |  |  |  |  |  |  |  |





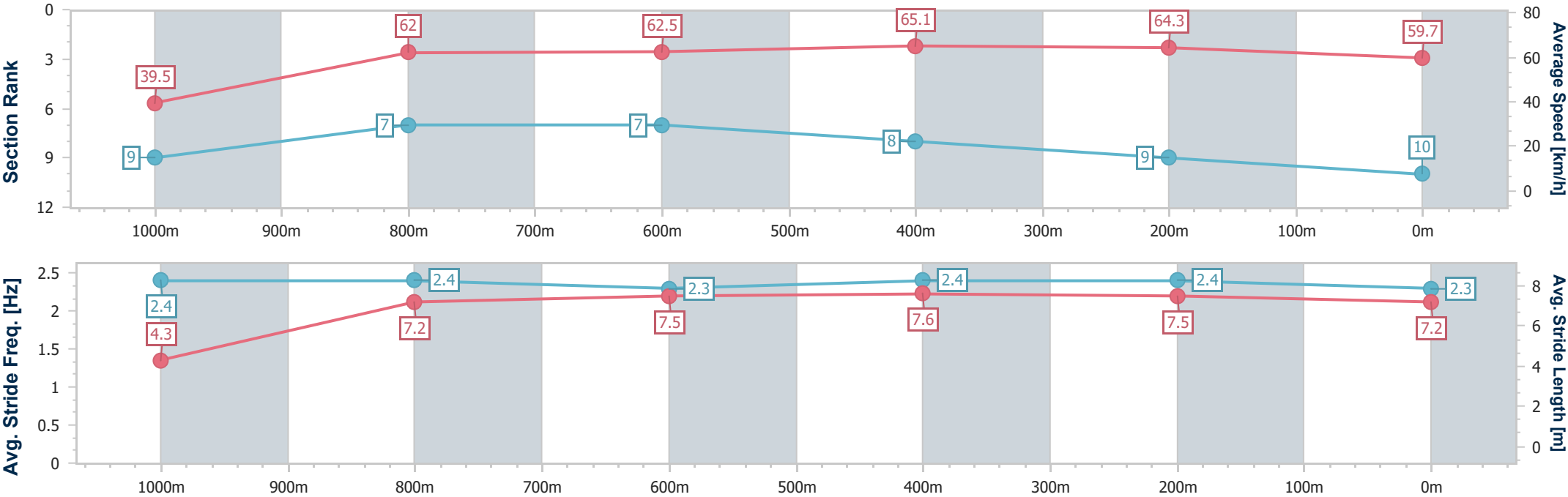
|                                |                   |
|--------------------------------|-------------------|
| Horse/Jockey Name              | Bandanna Man      |
| Final Rank                     | 10                |
| Fastest Section Time (Section) | 0:04.59 (Overall) |
| Top Speed [km/h] (Section)     | 67.1 (600m)       |
| Race State                     | Finished          |



RockhamptonProfessional  
Race 1: CELEBRATE 2025 AT CALLAGHAN PARK QTIS Three-  
Year-Old Maiden Handicap - 1050m  
14 November 2025 - 13:33  
Track Rating: Soft 6, Weather: Showers, Rail Position: 1.5 metre  
Entire Course



| Section                | Overall                   | 1000m                    | 800m                     | 600m                     | 400m                     | 200m                     |  |  |  |  |  |  |  |  |
|------------------------|---------------------------|--------------------------|--------------------------|--------------------------|--------------------------|--------------------------|--|--|--|--|--|--|--|--|
| Section Times          | 1:02.17 [10]<br>(0:04.59) | 0:57.58 [9]<br>(0:11.54) | 0:46.04 [7]<br>(0:11.69) | 0:34.35 [7]<br>(0:11.09) | 0:23.26 [8]<br>(0:11.20) | 0:12.06 [9]<br>(0:12.06) |  |  |  |  |  |  |  |  |
| Average Speed [km/h]   | 39.5                      | 62.0                     | 62.5                     | 65.1                     | 64.3                     | 59.7                     |  |  |  |  |  |  |  |  |
| Top Speed [km/h]       | 55.0                      | 63.7                     | 63.9                     | 67.1                     | 66.0                     | 62.9                     |  |  |  |  |  |  |  |  |
| Avg. Dist. to Rail [m] | 3.5                       | 0.9                      | 1.6                      | 4.2                      | 5.9                      | 8.7                      |  |  |  |  |  |  |  |  |
| Avg. Stride Freq. [Hz] | 2.4                       | 2.4                      | 2.3                      | 2.4                      | 2.4                      | 2.3                      |  |  |  |  |  |  |  |  |
| Avg. Stride Length [m] | 4.3                       | 7.2                      | 7.5                      | 7.6                      | 7.5                      | 7.2                      |  |  |  |  |  |  |  |  |





# Rockhampton Professional

## Race 2: GREAT NORTHERN BENCHMARK 58 Handicap - 1100m

14 November 2025 - 14:08



Track Rating: Soft 6, Weather: Showers, Rail Position: 1.5 metre Entire Course

| Section     |     | Overall              |         |                  |                 | 1000m       | 800m        | 600m        | 400m        | 200m        | Last 600m   |                        |            |
|-------------|-----|----------------------|---------|------------------|-----------------|-------------|-------------|-------------|-------------|-------------|-------------|------------------------|------------|
| Field Times |     | 1:03.39              |         |                  |                 | 0:56.22     | 0:45.44     | 0:34.21     | 0:23.04     | 0:12.06     | 0:34.21     |                        |            |
|             |     | (0:07.17)            |         |                  |                 | (0:10.78)   | (0:11.23)   | (0:11.17)   | (0:10.98)   | (0:12.06)   |             |                        |            |
| Rank        | TAB | Horse/Jockey         | Barrier | Top Speed [km/h] | Fastest Section |             |             |             |             |             | Margin      | Distance Travelled [m] |            |
| 1           | 6   | RED BEAUTY           | 1       | 67.4             | 0:07.58         | 1:03.39 [1] | 0:55.81 [6] | 0:45.03 [4] | 0:33.79 [4] | 0:22.78 [4] | 0:11.88 [3] | 1:03.39                | 0:33.79    |
|             |     | Tahlia Fenlon        |         | 400m             | Overall         | (0:07.58)   | (0:10.78)   | (0:11.24)   | (0:11.01)   | (0:10.90)   | (0:11.88)   |                        |            |
| 2           | 5   | DISCOVERED GOLD      | 3       | 68.4             | 0:07.35         | 1:03.45 [2] | 0:56.10 [3] | 0:45.30 [3] | 0:33.94 [3] | 0:23.10 [1] | 0:12.12 [1] | 0.31L                  | 0:33.94 +9 |
|             |     | Raul Silvera Olivera |         | 1000m            | Overall         | (0:07.35)   | (0:10.80)   | (0:11.36)   | (0:10.84)   | (0:10.98)   | (0:12.12)   |                        |            |
| 3           | 1   | MAIKROW              | 6       | 68.2             | 0:07.55         | 1:03.67 [3] | 0:56.12 [5] | 0:45.08 [6] | 0:33.88 [5] | 0:23.01 [5] | 0:12.01 [4] | 1.65L                  | 0:33.88 +6 |
|             |     | Justin Huxtable      |         | 400m             | Overall         | (0:07.55)   | (0:11.04)   | (0:11.20)   | (0:10.87)   | (0:11.00)   | (0:12.01)   |                        |            |
| 4           | 2   | PANIGALE             | 4       | 68.5             | 0:07.23         | 1:03.82 [4] | 0:56.59 [2] | 0:45.87 [1] | 0:34.64 [1] | 0:23.46 [2] | 0:12.31 [2] | 2.5L                   | 0:34.64 +4 |
|             |     | Ashley Butler        |         | 1000m            | Overall         | (0:07.23)   | (0:10.72)   | (0:11.23)   | (0:11.18)   | (0:11.15)   | (0:12.31)   |                        |            |
| 5           | 3   | GILBERT'S GOLD       | 2       | 66.5             | 0:07.17         | 1:04.22 [5] | 0:57.05 [1] | 0:46.11 [2] | 0:34.73 [2] | 0:23.71 [3] | 0:12.37 [5] | 4.88L                  | 0:34.73 +6 |
|             |     | Sean Cormack         |         | 1000m            | Overall         | (0:07.17)   | (0:10.94)   | (0:11.38)   | (0:11.02)   | (0:11.34)   | (0:12.37)   |                        |            |
| 6           | 7   | HEY JEALOUSY         | 5       | 68.3             | 0:07.41         | 1:04.33 [6] | 0:56.92 [4] | 0:45.96 [5] | 0:34.48 [6] | 0:23.46 [6] | 0:12.25 [6] | 5.51L                  | 0:34.48 +9 |
|             |     | Tom Orr              |         | 1000m            | Overall         | (0:07.41)   | (0:10.96)   | (0:11.48)   | (0:11.02)   | (0:11.21)   | (0:12.25)   |                        |            |

Scratched: Shipping Lane (#4)



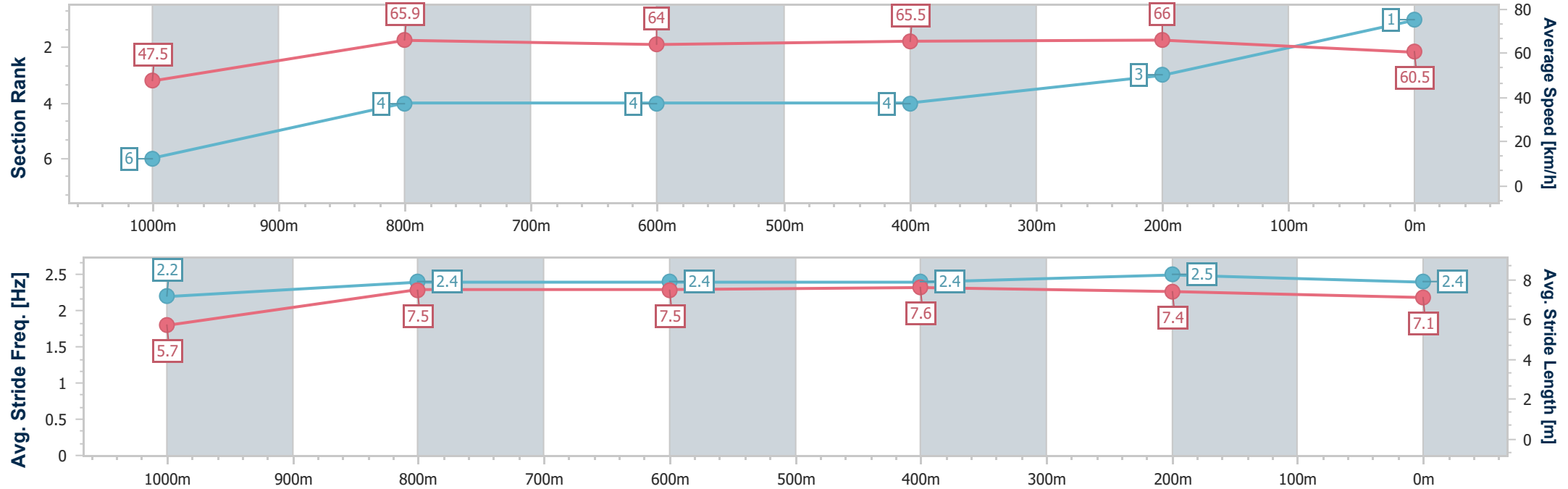
|                                |                   |
|--------------------------------|-------------------|
| Horse/Jockey Name              | Red Beauty        |
| Final Rank                     | 1                 |
| Fastest Section Time (Section) | 0:07.58 (Overall) |
| Top Speed [km/h] (Section)     | 67.4 (400m)       |
| Race State                     | Finished          |



RockhamptonProfessional  
Race 2: GREAT NORTHERN BENCHMARK 58 Handicap -  
1100m  
14 November 2025 - 14:08  
Track Rating: Soft 6, Weather: Showers, Rail Position: 1.5 metre  
Entire Course



| Section                | Overall                  | 1000m                    | 800m                     | 600m                     | 400m                     | 200m                     |  |  |  |  |  |  |  |  |
|------------------------|--------------------------|--------------------------|--------------------------|--------------------------|--------------------------|--------------------------|--|--|--|--|--|--|--|--|
| Section Times          | 1:03.39 [1]<br>(0:07.58) | 0:55.81 [6]<br>(0:10.78) | 0:45.03 [4]<br>(0:11.24) | 0:33.79 [4]<br>(0:11.01) | 0:22.78 [4]<br>(0:10.90) | 0:11.88 [3]<br>(0:11.88) |  |  |  |  |  |  |  |  |
| Average Speed [km/h]   | 47.5                     | 65.9                     | 64.0                     | 65.5                     | 66.0                     | 60.5                     |  |  |  |  |  |  |  |  |
| Top Speed [km/h]       | 63.1                     | 67.3                     | 64.6                     | 66.8                     | 67.4                     | 64.3                     |  |  |  |  |  |  |  |  |
| Avg. Dist. to Rail [m] | 1.5                      | 2.3                      | 1.5                      | 3.2                      | 3.9                      | 4.5                      |  |  |  |  |  |  |  |  |
| Avg. Stride Freq. [Hz] | 2.2                      | 2.4                      | 2.4                      | 2.4                      | 2.5                      | 2.4                      |  |  |  |  |  |  |  |  |
| Avg. Stride Length [m] | 5.7                      | 7.5                      | 7.5                      | 7.6                      | 7.4                      | 7.1                      |  |  |  |  |  |  |  |  |





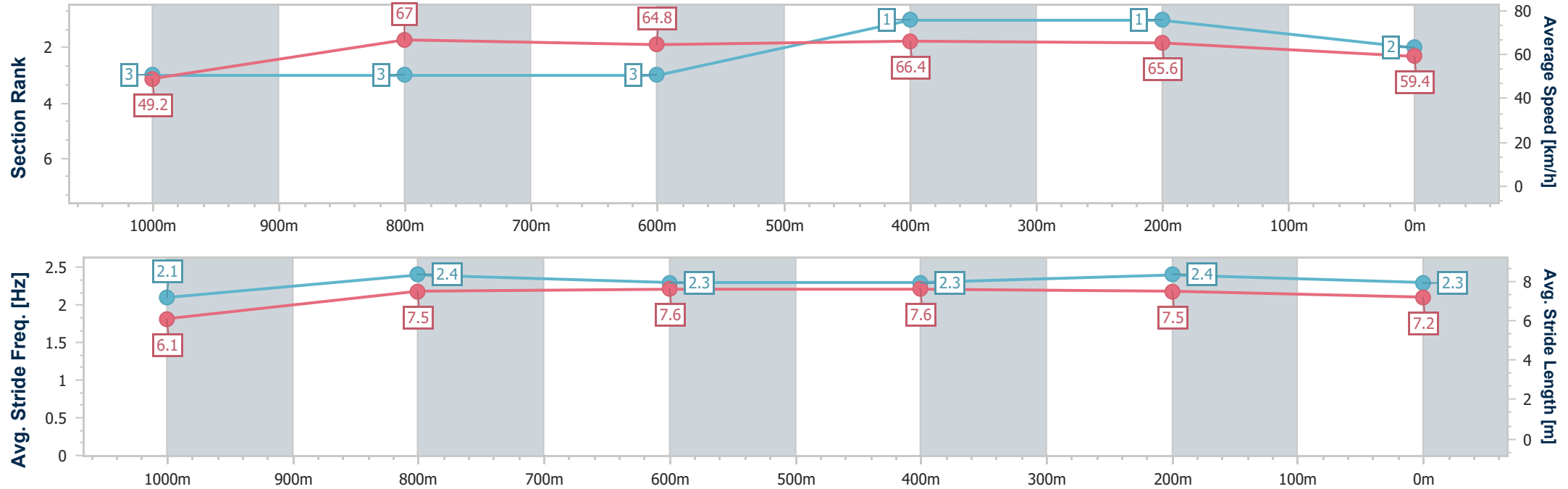
|                                |                   |
|--------------------------------|-------------------|
| Horse/Jockey Name              | Discovered Gold   |
| Final Rank                     | 2                 |
| Fastest Section Time (Section) | 0:07.35 (Overall) |
| Top Speed [km/h] (Section)     | 68.4 (1000m)      |
| Race State                     | Finished          |



RockhamptonProfessional  
Race 2: GREAT NORTHERN BENCHMARK 58 Handicap -  
1100m  
14 November 2025 - 14:08  
Track Rating: Soft 6, Weather: Showers, Rail Position: 1.5 metre  
Entire Course



| Section                | Overall                  | 1000m                    | 800m                     | 600m                     | 400m                     | 200m                     |  |  |  |  |  |  |  |  |
|------------------------|--------------------------|--------------------------|--------------------------|--------------------------|--------------------------|--------------------------|--|--|--|--|--|--|--|--|
| Section Times          | 1:03.45 [2]<br>(0:07.35) | 0:56.10 [3]<br>(0:10.80) | 0:45.30 [3]<br>(0:11.36) | 0:33.94 [3]<br>(0:10.84) | 0:23.10 [1]<br>(0:10.98) | 0:12.12 [1]<br>(0:12.12) |  |  |  |  |  |  |  |  |
| Average Speed [km/h]   | 49.2                     | 67.0                     | 64.8                     | 66.4                     | 65.6                     | 59.4                     |  |  |  |  |  |  |  |  |
| Top Speed [km/h]       | 62.9                     | 68.4                     | 66.2                     | 67.0                     | 67.0                     | 62.8                     |  |  |  |  |  |  |  |  |
| Avg. Dist. to Rail [m] | 4.4                      | 1.4                      | 2.8                      | 4.5                      | 5.3                      | 7.7                      |  |  |  |  |  |  |  |  |
| Avg. Stride Freq. [Hz] | 2.1                      | 2.4                      | 2.3                      | 2.3                      | 2.4                      | 2.3                      |  |  |  |  |  |  |  |  |
| Avg. Stride Length [m] | 6.1                      | 7.5                      | 7.6                      | 7.6                      | 7.5                      | 7.2                      |  |  |  |  |  |  |  |  |





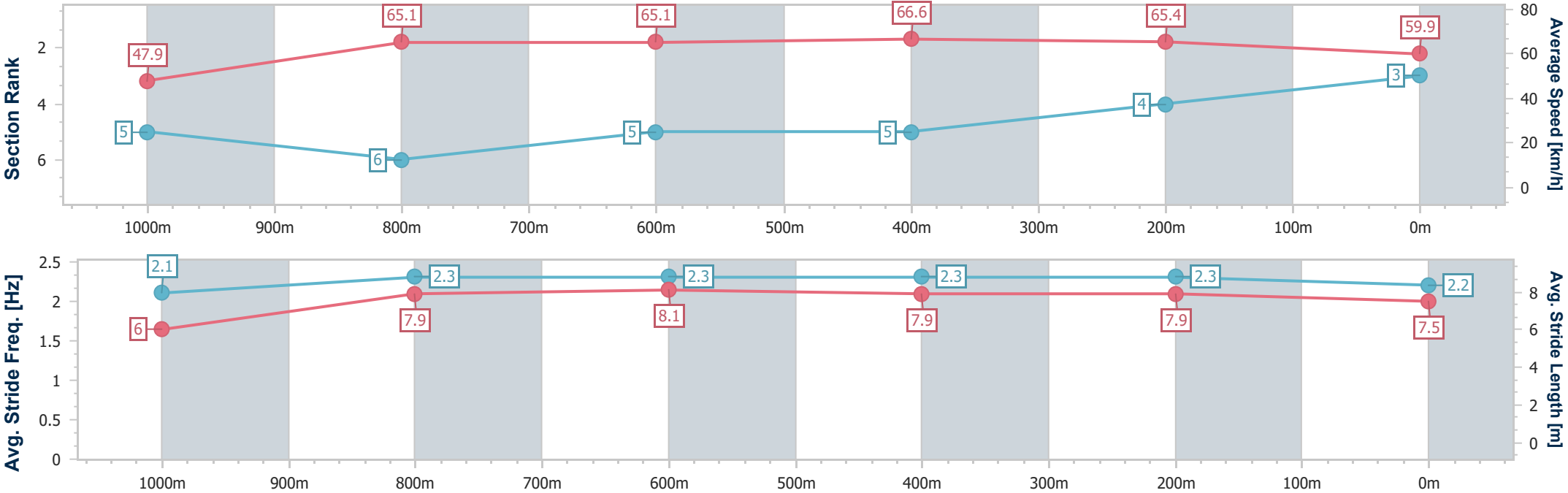
|                                |                   |
|--------------------------------|-------------------|
| Horse/Jockey Name              | Maikrow           |
| Final Rank                     | 3                 |
| Fastest Section Time (Section) | 0:07.55 (Overall) |
| Top Speed [km/h] (Section)     | 68.2 (400m)       |
| Race State                     | Finished          |



RockhamptonProfessional  
Race 2: GREAT NORTHERN BENCHMARK 58 Handicap - 1100m  
14 November 2025 - 14:08  
Track Rating: Soft 6, Weather: Showers, Rail Position: 1.5 metre Entire Course



| Section                | Overall                  | 1000m                    | 800m                     | 600m                     | 400m                     | 200m                     |  |  |  |  |  |  |  |
|------------------------|--------------------------|--------------------------|--------------------------|--------------------------|--------------------------|--------------------------|--|--|--|--|--|--|--|
| Section Times          | 1:03.67 [3]<br>(0:07.55) | 0:56.12 [5]<br>(0:11.04) | 0:45.08 [6]<br>(0:11.20) | 0:33.88 [5]<br>(0:10.87) | 0:23.01 [5]<br>(0:11.00) | 0:12.01 [4]<br>(0:12.01) |  |  |  |  |  |  |  |
| Average Speed [km/h]   | 47.9                     | 65.1                     | 65.1                     | 66.6                     | 65.4                     | 59.9                     |  |  |  |  |  |  |  |
| Top Speed [km/h]       | 60.9                     | 67.3                     | 66.4                     | 68.1                     | 68.2                     | 62.7                     |  |  |  |  |  |  |  |
| Avg. Dist. to Rail [m] | 7.0                      | 1.4                      | 1.5                      | 5.5                      | 6.9                      | 7.9                      |  |  |  |  |  |  |  |
| Avg. Stride Freq. [Hz] | 2.1                      | 2.3                      | 2.3                      | 2.3                      | 2.3                      | 2.2                      |  |  |  |  |  |  |  |
| Avg. Stride Length [m] | 6.0                      | 7.9                      | 8.1                      | 7.9                      | 7.9                      | 7.5                      |  |  |  |  |  |  |  |





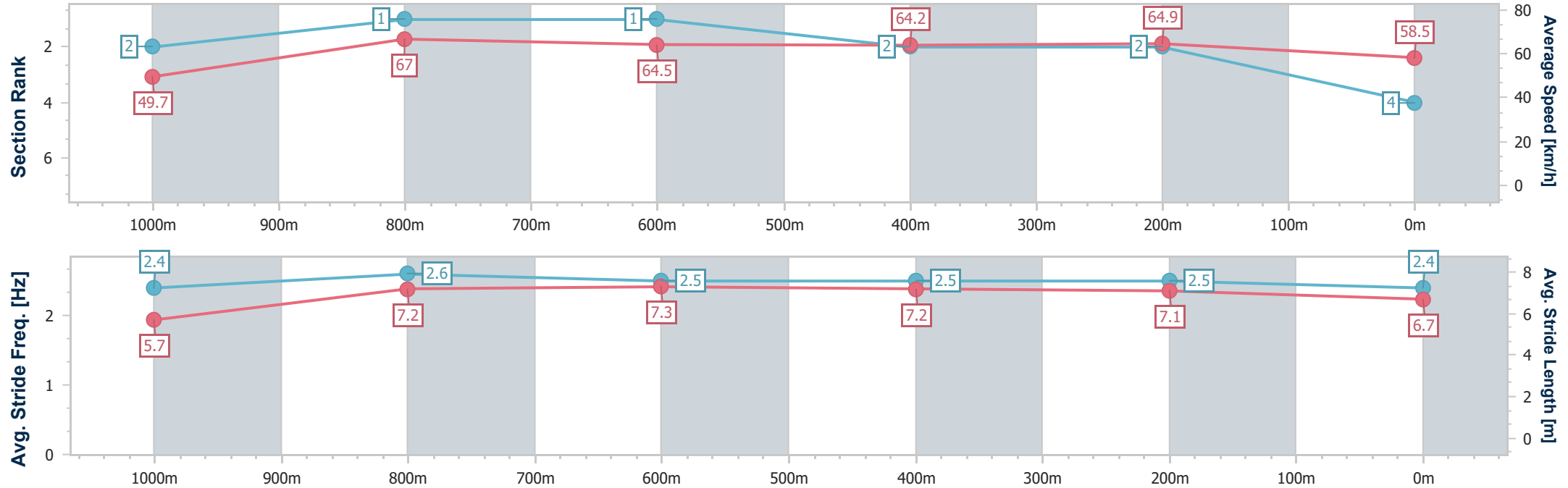
|                                |                   |
|--------------------------------|-------------------|
| Horse/Jockey Name              | Panigale          |
| Final Rank                     | 4                 |
| Fastest Section Time (Section) | 0:07.23 (Overall) |
| Top Speed [km/h] (Section)     | 68.5 (1000m)      |
| Race State                     | Finished          |



RockhamptonProfessional  
Race 2: GREAT NORTHERN BENCHMARK 58 Handicap -  
1100m  
14 November 2025 - 14:08  
Track Rating: Soft 6, Weather: Showers, Rail Position: 1.5 metre  
Entire Course



| Section                | Overall                  | 1000m                    | 800m                     | 600m                     | 400m                     | 200m                     |  |  |  |  |  |  |  |  |
|------------------------|--------------------------|--------------------------|--------------------------|--------------------------|--------------------------|--------------------------|--|--|--|--|--|--|--|--|
| Section Times          | 1:03.82 [4]<br>(0:07.23) | 0:56.59 [2]<br>(0:10.72) | 0:45.87 [1]<br>(0:11.23) | 0:34.64 [1]<br>(0:11.18) | 0:23.46 [2]<br>(0:11.15) | 0:12.31 [2]<br>(0:12.31) |  |  |  |  |  |  |  |  |
| Average Speed [km/h]   | 49.7                     | 67.0                     | 64.5                     | 64.2                     | 64.9                     | 58.5                     |  |  |  |  |  |  |  |  |
| Top Speed [km/h]       | 64.9                     | 68.5                     | 65.6                     | 67.1                     | 66.6                     | 62.2                     |  |  |  |  |  |  |  |  |
| Avg. Dist. to Rail [m] | 4.6                      | 1.0                      | 0.9                      | 1.2                      | 2.0                      | 1.8                      |  |  |  |  |  |  |  |  |
| Avg. Stride Freq. [Hz] | 2.4                      | 2.6                      | 2.5                      | 2.5                      | 2.5                      | 2.4                      |  |  |  |  |  |  |  |  |
| Avg. Stride Length [m] | 5.7                      | 7.2                      | 7.3                      | 7.2                      | 7.1                      | 6.7                      |  |  |  |  |  |  |  |  |







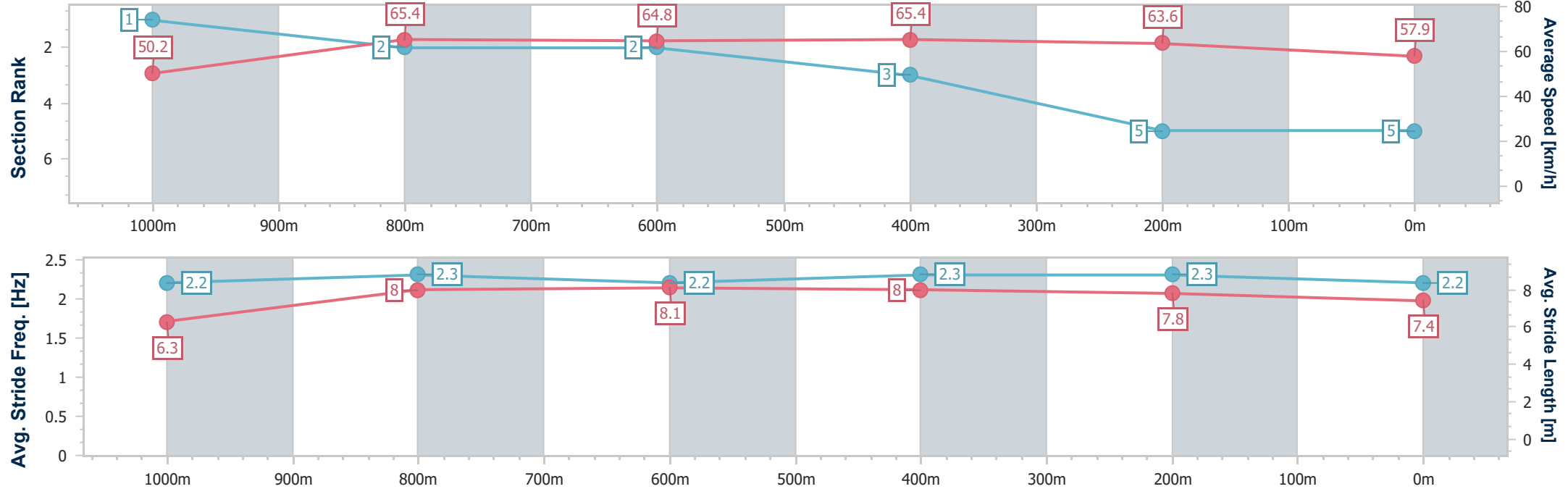
|                                |                   |
|--------------------------------|-------------------|
| Horse/Jockey Name              | Gilbert's Gold    |
| Final Rank                     | 5                 |
| Fastest Section Time (Section) | 0:07.17 (Overall) |
| Top Speed [km/h] (Section)     | 66.5 (1000m)      |
| Race State                     | Finished          |



RockhamptonProfessional  
Race 2: GREAT NORTHERN BENCHMARK 58 Handicap - 1100m  
14 November 2025 - 14:08  
Track Rating: Soft 6, Weather: Showers, Rail Position: 1.5 metre Entire Course



| Section                | Overall                  | 1000m                    | 800m                     | 600m                     | 400m                     | 200m                     |  |  |  |  |  |  |  |  |
|------------------------|--------------------------|--------------------------|--------------------------|--------------------------|--------------------------|--------------------------|--|--|--|--|--|--|--|--|
| Section Times          | 1:04.22 [5]<br>(0:07.17) | 0:57.05 [1]<br>(0:10.94) | 0:46.11 [2]<br>(0:11.38) | 0:34.73 [2]<br>(0:11.02) | 0:23.71 [3]<br>(0:11.34) | 0:12.37 [5]<br>(0:12.37) |  |  |  |  |  |  |  |  |
| Average Speed [km/h]   | 50.2                     | 65.4                     | 64.8                     | 65.4                     | 63.6                     | 57.9                     |  |  |  |  |  |  |  |  |
| Top Speed [km/h]       | 63.9                     | 66.5                     | 65.5                     | 66.2                     | 65.1                     | 61.7                     |  |  |  |  |  |  |  |  |
| Avg. Dist. to Rail [m] | 2.5                      | 0.8                      | 2.6                      | 4.6                      | 5.6                      | 5.6                      |  |  |  |  |  |  |  |  |
| Avg. Stride Freq. [Hz] | 2.2                      | 2.3                      | 2.2                      | 2.3                      | 2.3                      | 2.2                      |  |  |  |  |  |  |  |  |
| Avg. Stride Length [m] | 6.3                      | 8.0                      | 8.1                      | 8.0                      | 7.8                      | 7.4                      |  |  |  |  |  |  |  |  |





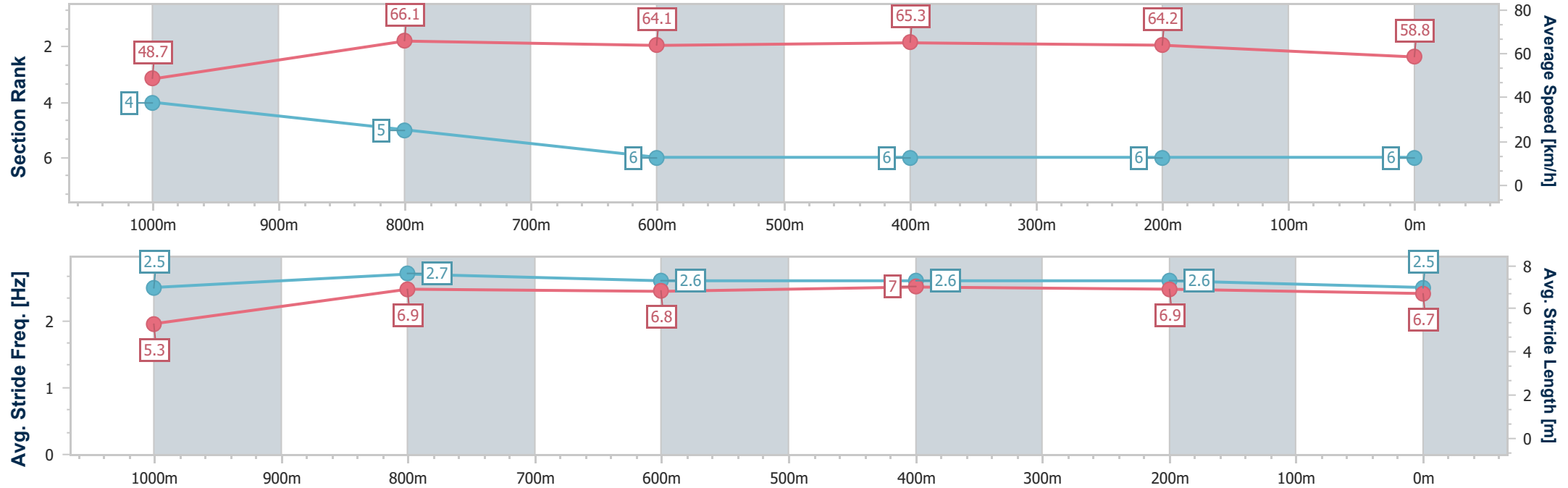
|                                |                   |
|--------------------------------|-------------------|
| Horse/Jockey Name              | Hey Jealousy      |
| Final Rank                     | 6                 |
| Fastest Section Time (Section) | 0:07.41 (Overall) |
| Top Speed [km/h] (Section)     | 68.3 (1000m)      |
| Race State                     | Finished          |



RockhamptonProfessional  
Race 2: GREAT NORTHERN BENCHMARK 58 Handicap - 1100m  
14 November 2025 - 14:08  
Track Rating: Soft 6, Weather: Showers, Rail Position: 1.5 metre Entire Course



| Section                | Overall                  | 1000m                    | 800m                     | 600m                     | 400m                     | 200m                     |  |  |  |  |  |  |  |
|------------------------|--------------------------|--------------------------|--------------------------|--------------------------|--------------------------|--------------------------|--|--|--|--|--|--|--|
| Section Times          | 1:04.33 [6]<br>(0:07.41) | 0:56.92 [4]<br>(0:10.96) | 0:45.96 [5]<br>(0:11.48) | 0:34.48 [6]<br>(0:11.02) | 0:23.46 [6]<br>(0:11.21) | 0:12.25 [6]<br>(0:12.25) |  |  |  |  |  |  |  |
| Average Speed [km/h]   | 48.7                     | 66.1                     | 64.1                     | 65.3                     | 64.2                     | 58.8                     |  |  |  |  |  |  |  |
| Top Speed [km/h]       | 64.0                     | 68.3                     | 65.4                     | 66.3                     | 65.6                     | 62.2                     |  |  |  |  |  |  |  |
| Avg. Dist. to Rail [m] | 5.8                      | 1.6                      | 2.5                      | 5.6                      | 6.8                      | 7.2                      |  |  |  |  |  |  |  |
| Avg. Stride Freq. [Hz] | 2.5                      | 2.7                      | 2.6                      | 2.6                      | 2.6                      | 2.5                      |  |  |  |  |  |  |  |
| Avg. Stride Length [m] | 5.3                      | 6.9                      | 6.8                      | 7.0                      | 6.9                      | 6.7                      |  |  |  |  |  |  |  |





Rockhampton Professional  
Race 3: DICK SULLIVAN MEMORIAL Maiden Plate - 1300m  
14 November 2025 - 14:44



Track Rating: Soft 6, Weather: Showers, Rail Position: 1.5 metre Entire Course

| Section     |     |                      |         |                     |                    | Overall              | 1200m                | 1000m                | 800m                 | 600m                 | 400m                 | Last 600m  |                           |
|-------------|-----|----------------------|---------|---------------------|--------------------|----------------------|----------------------|----------------------|----------------------|----------------------|----------------------|------------|---------------------------|
| Field Times |     |                      |         |                     |                    | 1:16.90<br>(0:07.34) | 1:09.56<br>(0:11.22) | 0:58.34<br>(0:11.66) | 0:46.68<br>(0:11.97) | 0:34.71<br>(0:11.33) | 0:23.38<br>(0:11.56) | 0:34.71    |                           |
| Rank        | TAB | Horse/Jockey         | Barrier | Top Speed<br>[km/h] | Fastest<br>Section |                      |                      |                      |                      |                      |                      |            | Distance<br>Travelled [m] |
| 1           | 2   | INTREPID LAD         | 1       | 65.4                | 0:07.42            | 1:16.90 [1]          | 1:09.48 [3]          | 0:58.01 [3]          | 0:46.33 [3]          | 0:34.27 [3]          | 0:23.07 [3]          | 0:34.27    |                           |
|             |     | Ashley Butler        |         | 600m                | Overall            | (0:07.42)            | (0:11.47)            | (0:11.68)            | (0:12.06)            | (0:11.20)            | (0:11.29)            |            |                           |
| 2           | 1   | CASH PIT             | 4       | 64.9                | 0:07.34            | 1:17.58 [2]          | 1:10.24 [1]          | 0:58.86 [2]          | 0:47.16 [2]          | 0:35.17 [2]          | 0:23.94 [2]          | 0:35.17 +1 |                           |
|             |     | Natalea Summers      |         | 600m                | Overall            | (0:07.34)            | (0:11.38)            | (0:11.70)            | (0:11.99)            | (0:11.23)            | (0:11.48)            |            |                           |
| 3           | 8   | SHE'SANAIS           | 3       | 66.8                | 0:07.74            | 1:17.61 [3]          | 1:09.87 [7]          | 0:58.27 [6]          | 0:46.69 [5]          | 0:34.64 [6]          | 0:23.64 [4]          | 0:34.64 -2 |                           |
|             |     | Adam Sewell          |         | 600m                | Overall            | (0:07.74)            | (0:11.60)            | (0:11.58)            | (0:12.05)            | (0:11.00)            | (0:11.33)            |            |                           |
| 4           | 3   | THREE TEES           | 7       | 66.0                | 0:07.98            | 1:17.64 [4]          | 1:09.66 [9]          | 0:58.19 [8]          | 0:46.55 [8]          | 0:34.41 [9]          | 0:23.35 [8]          | 0:34.41 +2 |                           |
|             |     | Nikki Olzard         |         | 400m                | Overall            | (0:07.98)            | (0:11.47)            | (0:11.64)            | (0:12.14)            | (0:11.06)            | (0:11.25)            |            |                           |
| 5           | 9   | SUNSHINE RUBY        | 2       | 65.9                | 0:07.41            | 1:17.86 [5]          | 1:10.45 [2]          | 0:59.30 [1]          | 0:47.64 [1]          | 0:35.67 [1]          | 0:24.34 [1]          | 0:35.67 -2 |                           |
|             |     | Tasha Chambers       |         | 1200m               | Overall            | (0:07.41)            | (0:11.15)            | (0:11.66)            | (0:11.97)            | (0:11.33)            | (0:11.56)            |            |                           |
| 6           | 6   | BONEWOOD             | 9       | 67.3                | 0:07.87            | 1:18.13 [6]          | 1:10.26 [8]          | 0:58.52 [9]          | 0:47.01 [9]          | 0:35.01 [7]          | 0:24.12 [5]          | 0:35.01 +5 |                           |
|             |     | Justin Huxtable      |         | 600m                | Overall            | (0:07.87)            | (0:11.74)            | (0:11.51)            | (0:12.00)            | (0:10.89)            | (0:11.30)            |            |                           |
| 7           | 7   | MARRERO              | 8       | 66.0                | 0:07.72            | 1:18.19 [7]          | 1:10.47 [6]          | 0:58.87 [5]          | 0:47.21 [6]          | 0:35.25 [5]          | 0:24.14 [6]          | 0:35.25 +3 |                           |
|             |     | Chris McIver         |         | 600m                | Overall            | (0:07.72)            | (0:11.60)            | (0:11.66)            | (0:11.96)            | (0:11.11)            | (0:11.45)            |            |                           |
| 8           | 5   | BE BOB ALOOLA        | 6       | 65.0                | 0:07.62            | 1:18.38 [8]          | 1:10.76 [5]          | 0:59.03 [7]          | 0:47.31 [7]          | 0:35.21 [8]          | 0:23.90 [9]          | 0:35.21 +5 |                           |
|             |     | Raul Silvera Olivera |         | 600m                | Overall            | (0:07.62)            | (0:11.73)            | (0:11.72)            | (0:12.10)            | (0:11.31)            | (0:11.45)            |            |                           |
| 9           | 4   | WHISKEY GLASSES      | 5       | 64.2                | 0:07.48            | 1:18.82 [9]          | 1:11.34 [4]          | 0:59.78 [4]          | 0:48.08 [4]          | 0:36.05 [4]          | 0:24.60 [7]          | 0:36.05 +2 |                           |
|             |     | Les Tilley           |         | 1200m               | Overall            | (0:07.48)            | (0:11.56)            | (0:11.70)            | (0:12.03)            | (0:11.45)            | (0:11.62)            |            |                           |



Rockhampton Professional  
Race 3: DICK SULLIVAN MEMORIAL Maiden Plate - 1300m  
14 November 2025 - 14:44



Track Rating: Soft 6, Weather: Showers, Rail Position: 1.5 metre Entire Course

| Section<br>Field Times |     |                      |         | 200m<br>0:11.82<br>(0:11.82) |                    | Last 600m<br>0:34.71 |         |                           |    |
|------------------------|-----|----------------------|---------|------------------------------|--------------------|----------------------|---------|---------------------------|----|
| Rank                   | TAB | Horse/Jockey         | Barrier | Top Speed<br>[km/h]          | Fastest<br>Section | Margin               |         | Distance<br>Travelled [m] |    |
| 1                      | 2   | INTREPID LAD         | 1       | 65.4                         | 0:07.42            | 0:11.78 [2]          | 1:16.90 | 0:34.27                   |    |
|                        |     | Ashley Butler        |         | 600m                         | Overall            | (0:11.78)            |         |                           |    |
| 2                      | 1   | CASH PIT             | 4       | 64.9                         | 0:07.34            | 0:12.46 [3]          | 4.01L   | 0:35.17                   | +1 |
|                        |     | Natalea Summers      |         | 600m                         | Overall            | (0:12.46)            |         |                           |    |
| 3                      | 8   | SHE'SANAIS           | 3       | 66.8                         | 0:07.74            | 0:12.31 [4]          | 4.21L   | 0:34.64                   | -2 |
|                        |     | Adam Sewell          |         | 600m                         | Overall            | (0:12.31)            |         |                           |    |
| 4                      | 3   | THREE TEES           | 7       | 66.0                         | 0:07.98            | 0:12.10 [7]          | 4.38L   | 0:34.41                   | +2 |
|                        |     | Nikki Olzard         |         | 400m                         | Overall            | (0:12.10)            |         |                           |    |
| 5                      | 9   | SUNSHINE RUBY        | 2       | 65.9                         | 0:07.41            | 0:12.78 [1]          | 5.68L   | 0:35.67                   | -2 |
|                        |     | Tasha Chambers       |         | 1200m                        | Overall            | (0:12.78)            |         |                           |    |
| 6                      | 6   | BONEWOOD             | 9       | 67.3                         | 0:07.87            | 0:12.82 [5]          | 7.28L   | 0:35.01                   | +5 |
|                        |     | Justin Huxtable      |         | 600m                         | Overall            | (0:12.82)            |         |                           |    |
| 7                      | 7   | MARRERO              | 8       | 66.0                         | 0:07.72            | 0:12.69 [6]          | 7.62L   | 0:35.25                   | +3 |
|                        |     | Chris McIver         |         | 600m                         | Overall            | (0:12.69)            |         |                           |    |
| 8                      | 5   | BE BOB ALOOLA        | 6       | 65.0                         | 0:07.62            | 0:12.45 [9]          | 8.74L   | 0:35.21                   | +5 |
|                        |     | Raul Silvera Olivera |         | 600m                         | Overall            | (0:12.45)            |         |                           |    |
| 9                      | 4   | WHISKEY GLASSES      | 5       | 64.2                         | 0:07.48            | 0:12.98 [8]          | 11.29L  | 0:36.05                   | +2 |
|                        |     | Les Tilley           |         | 1200m                        | Overall            | (0:12.98)            |         |                           |    |



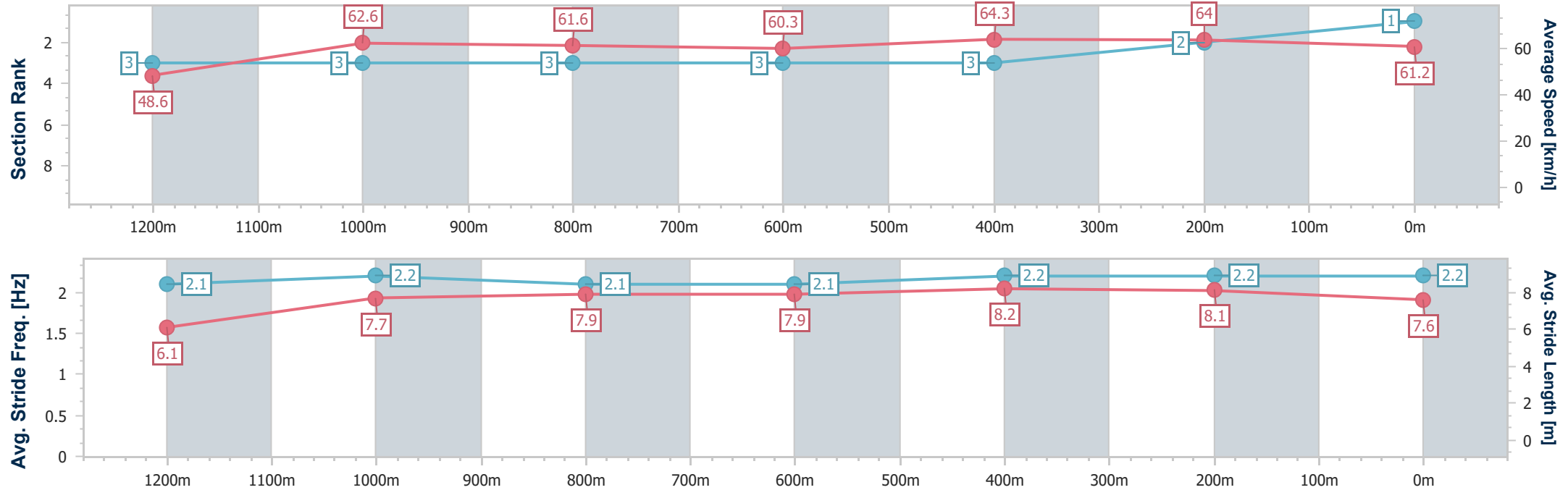
|                                |                   |
|--------------------------------|-------------------|
| Horse/Jockey Name              | Intrepid Lad      |
| Final Rank                     | 1                 |
| Fastest Section Time (Section) | 0:07.42 (Overall) |
| Top Speed [km/h] (Section)     | 65.4 (600m)       |
| Race State                     | Finished          |



RockhamptonProfessional  
Race 3: DICK SULLIVAN MEMORIAL Maiden Plate - 1300m  
14 November 2025 - 14:44  
Track Rating: Soft 6, Weather: Showers, Rail Position: 1.5 metre  
Entire Course



| Section                | Overall                  | 1200m                    | 1000m                    | 800m                     | 600m                     | 400m                     | 200m                     |  |  |  |  |  |  |
|------------------------|--------------------------|--------------------------|--------------------------|--------------------------|--------------------------|--------------------------|--------------------------|--|--|--|--|--|--|
| Section Times          | 1:16.90 [1]<br>(0:07.42) | 1:09.48 [3]<br>(0:11.47) | 0:58.01 [3]<br>(0:11.68) | 0:46.33 [3]<br>(0:12.06) | 0:34.27 [3]<br>(0:11.20) | 0:23.07 [3]<br>(0:11.29) | 0:11.78 [2]<br>(0:11.78) |  |  |  |  |  |  |
| Average Speed [km/h]   | 48.6                     | 62.6                     | 61.6                     | 60.3                     | 64.3                     | 64.0                     | 61.2                     |  |  |  |  |  |  |
| Top Speed [km/h]       | 60.8                     | 63.9                     | 64.1                     | 62.6                     | 65.4                     | 65.1                     | 63.5                     |  |  |  |  |  |  |
| Avg. Dist. to Rail [m] | 0.7                      | 0.7                      | 0.5                      | 1.3                      | 3.9                      | 5.2                      | 5.7                      |  |  |  |  |  |  |
| Avg. Stride Freq. [Hz] | 2.1                      | 2.2                      | 2.1                      | 2.1                      | 2.2                      | 2.2                      | 2.2                      |  |  |  |  |  |  |
| Avg. Stride Length [m] | 6.1                      | 7.7                      | 7.9                      | 7.9                      | 8.2                      | 8.1                      | 7.6                      |  |  |  |  |  |  |





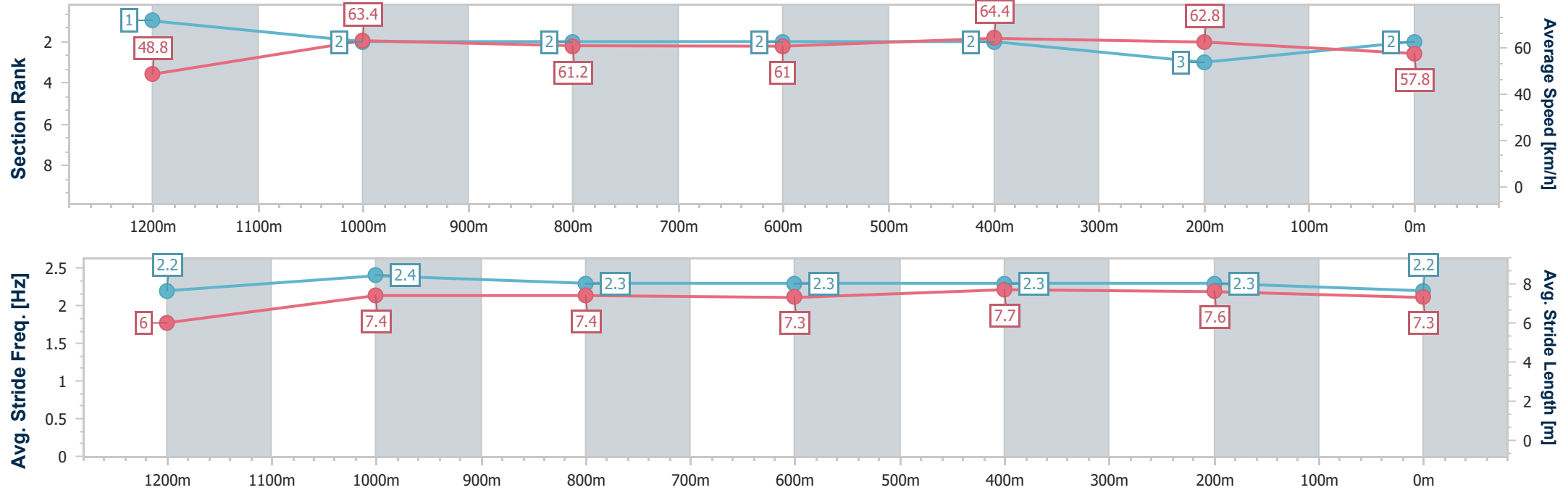
|                                |                   |
|--------------------------------|-------------------|
| Horse/Jockey Name              | Cash Pit          |
| Final Rank                     | 2                 |
| Fastest Section Time (Section) | 0:07.34 (Overall) |
| Top Speed [km/h] (Section)     | 64.9 (600m)       |
| Race State                     | Finished          |



RockhamptonProfessional  
Race 3: DICK SULLIVAN MEMORIAL Maiden Plate - 1300m  
14 November 2025 - 14:44  
Track Rating: Soft 6, Weather: Showers, Rail Position: 1.5 metre  
Entire Course



| Section                | Overall                  | 1200m                    | 1000m                    | 800m                     | 600m                     | 400m                     | 200m                     |  |  |  |  |  |  |
|------------------------|--------------------------|--------------------------|--------------------------|--------------------------|--------------------------|--------------------------|--------------------------|--|--|--|--|--|--|
| Section Times          | 1:17.58 [2]<br>(0:07.34) | 1:10.24 [1]<br>(0:11.38) | 0:58.86 [2]<br>(0:11.70) | 0:47.16 [2]<br>(0:11.99) | 0:35.17 [2]<br>(0:11.23) | 0:23.94 [2]<br>(0:11.48) | 0:12.46 [3]<br>(0:12.46) |  |  |  |  |  |  |
| Average Speed [km/h]   | 48.8                     | 63.4                     | 61.2                     | 61.0                     | 64.4                     | 62.8                     | 57.8                     |  |  |  |  |  |  |
| Top Speed [km/h]       | 61.4                     | 64.5                     | 63.5                     | 63.6                     | 64.9                     | 64.1                     | 61.0                     |  |  |  |  |  |  |
| Avg. Dist. to Rail [m] | 2.5                      | 0.5                      | 0.8                      | 2.2                      | 3.9                      | 4.4                      | 5.1                      |  |  |  |  |  |  |
| Avg. Stride Freq. [Hz] | 2.2                      | 2.4                      | 2.3                      | 2.3                      | 2.3                      | 2.3                      | 2.2                      |  |  |  |  |  |  |
| Avg. Stride Length [m] | 6.0                      | 7.4                      | 7.4                      | 7.3                      | 7.7                      | 7.6                      | 7.3                      |  |  |  |  |  |  |



- [ ] Ranking at each section and finish
- .-.- No data available at this section
- NA No data available



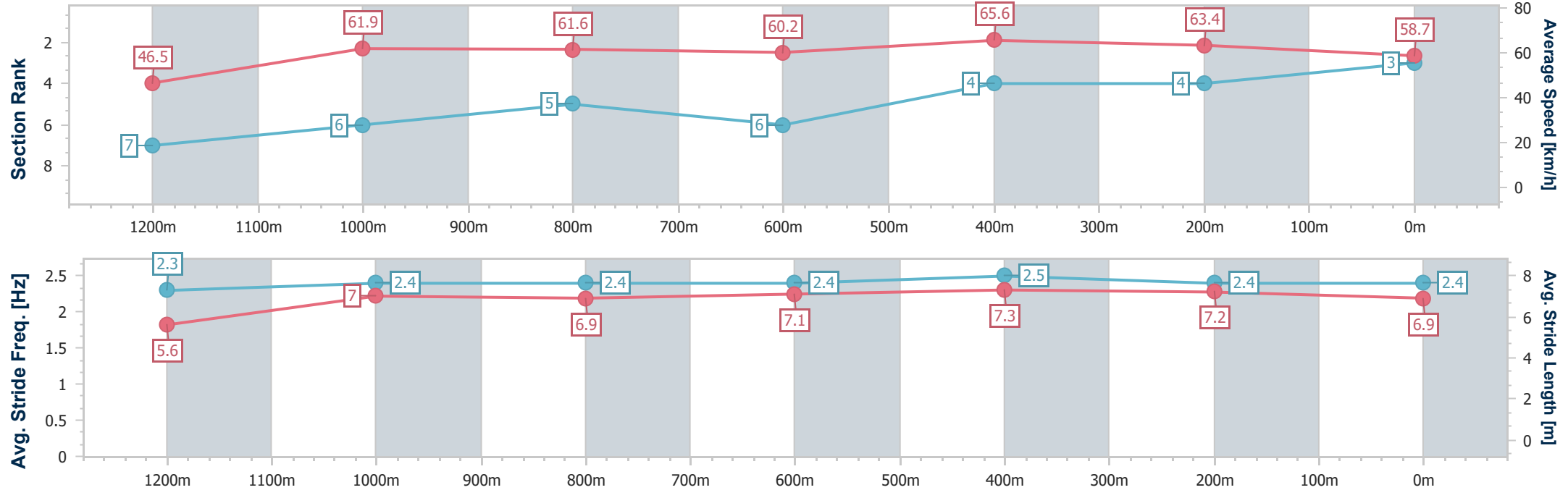
|                                |                   |
|--------------------------------|-------------------|
| Horse/Jockey Name              | She'ssanais       |
| Final Rank                     | 3                 |
| Fastest Section Time (Section) | 0:07.74 (Overall) |
| Top Speed [km/h] (Section)     | 66.8 (600m)       |
| Race State                     | Finished          |



RockhamptonProfessional  
Race 3: DICK SULLIVAN MEMORIAL Maiden Plate - 1300m  
14 November 2025 - 14:44  
Track Rating: Soft 6, Weather: Showers, Rail Position: 1.5 metre  
Entire Course



| Section                | Overall                  | 1200m                    | 1000m                    | 800m                     | 600m                     | 400m                     | 200m                     |  |  |  |  |  |  |
|------------------------|--------------------------|--------------------------|--------------------------|--------------------------|--------------------------|--------------------------|--------------------------|--|--|--|--|--|--|
| Section Times          | 1:17.61 [3]<br>(0:07.74) | 1:09.87 [7]<br>(0:11.60) | 0:58.27 [6]<br>(0:11.58) | 0:46.69 [5]<br>(0:12.05) | 0:34.64 [6]<br>(0:11.00) | 0:23.64 [4]<br>(0:11.33) | 0:12.31 [4]<br>(0:12.31) |  |  |  |  |  |  |
| Average Speed [km/h]   | 46.5                     | 61.9                     | 61.6                     | 60.2                     | 65.6                     | 63.4                     | 58.7                     |  |  |  |  |  |  |
| Top Speed [km/h]       | 58.9                     | 63.3                     | 64.1                     | 63.2                     | 66.8                     | 66.5                     | 60.6                     |  |  |  |  |  |  |
| Avg. Dist. to Rail [m] | 2.1                      | 1.1                      | 1.6                      | 1.2                      | 3.0                      | 3.3                      | 4.1                      |  |  |  |  |  |  |
| Avg. Stride Freq. [Hz] | 2.3                      | 2.4                      | 2.4                      | 2.4                      | 2.5                      | 2.4                      | 2.4                      |  |  |  |  |  |  |
| Avg. Stride Length [m] | 5.6                      | 7.0                      | 6.9                      | 7.1                      | 7.3                      | 7.2                      | 6.9                      |  |  |  |  |  |  |





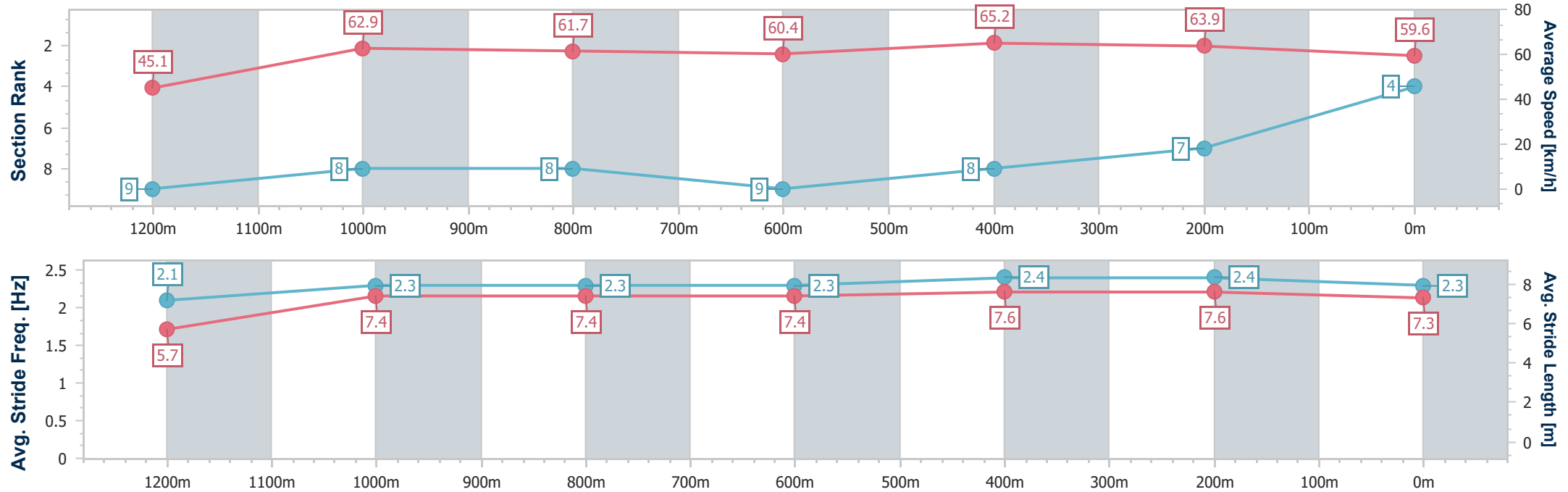
|                                |                   |
|--------------------------------|-------------------|
| Horse/Jockey Name              | Three Tees        |
| Final Rank                     | 4                 |
| Fastest Section Time (Section) | 0:07.98 (Overall) |
| Top Speed [km/h] (Section)     | 66.0 (400m)       |
| Race State                     | Finished          |



RockhamptonProfessional  
Race 3: DICK SULLIVAN MEMORIAL Maiden Plate - 1300m  
14 November 2025 - 14:44  
Track Rating: Soft 6, Weather: Showers, Rail Position: 1.5 metre  
Entire Course



| Section                | Overall                  | 1200m                    | 1000m                    | 800m                     | 600m                     | 400m                     | 200m                     |  |  |  |  |  |  |
|------------------------|--------------------------|--------------------------|--------------------------|--------------------------|--------------------------|--------------------------|--------------------------|--|--|--|--|--|--|
| Section Times          | 1:17.64 [4]<br>(0:07.98) | 1:09.66 [9]<br>(0:11.47) | 0:58.19 [8]<br>(0:11.64) | 0:46.55 [8]<br>(0:12.14) | 0:34.41 [9]<br>(0:11.06) | 0:23.35 [8]<br>(0:11.25) | 0:12.10 [7]<br>(0:12.10) |  |  |  |  |  |  |
| Average Speed [km/h]   | 45.1                     | 62.9                     | 61.7                     | 60.4                     | 65.2                     | 63.9                     | 59.6                     |  |  |  |  |  |  |
| Top Speed [km/h]       | 59.4                     | 64.7                     | 63.5                     | 63.8                     | 65.9                     | 66.0                     | 62.5                     |  |  |  |  |  |  |
| Avg. Dist. to Rail [m] | 5.2                      | 0.8                      | 0.6                      | 2.2                      | 6.0                      | 7.6                      | 7.1                      |  |  |  |  |  |  |
| Avg. Stride Freq. [Hz] | 2.1                      | 2.3                      | 2.3                      | 2.3                      | 2.4                      | 2.4                      | 2.3                      |  |  |  |  |  |  |
| Avg. Stride Length [m] | 5.7                      | 7.4                      | 7.4                      | 7.4                      | 7.6                      | 7.6                      | 7.3                      |  |  |  |  |  |  |



[ ] Ranking at each section and finish  
-.-.- No data available at this section  
NA No data available





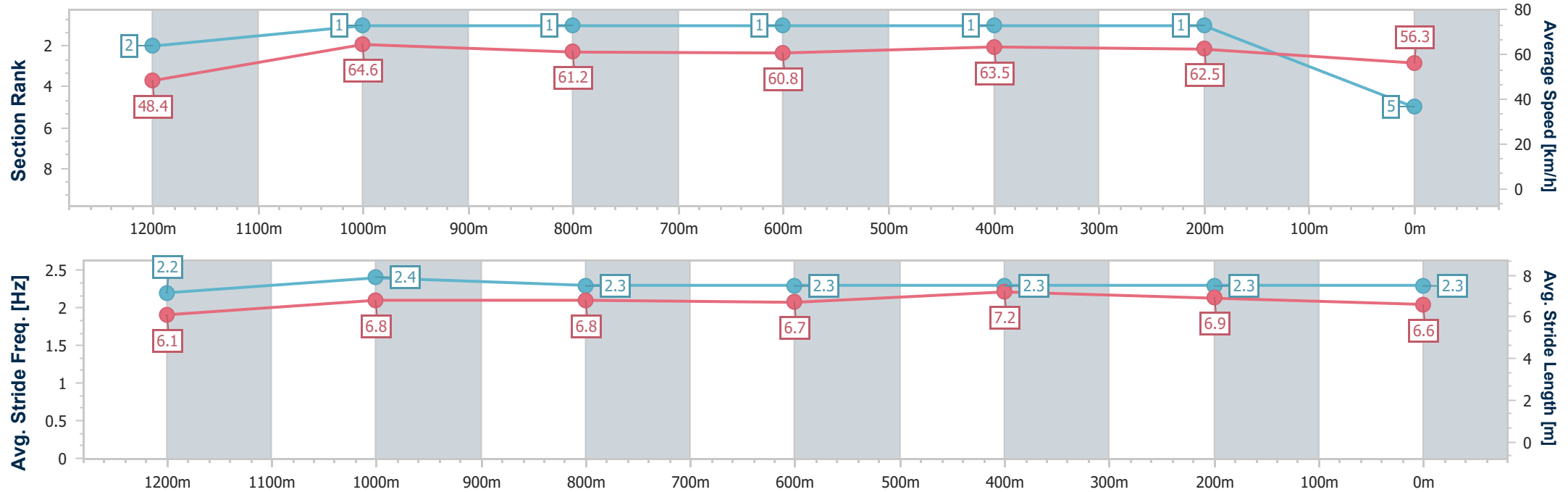
|                                |                   |
|--------------------------------|-------------------|
| Horse/Jockey Name              | Sunshine Ruby     |
| Final Rank                     | 5                 |
| Fastest Section Time (Section) | 0:07.41 (Overall) |
| Top Speed [km/h] (Section)     | 65.9 (1200m)      |
| Race State                     | Finished          |



RockhamptonProfessional  
Race 3: DICK SULLIVAN MEMORIAL Maiden Plate - 1300m  
14 November 2025 - 14:44  
Track Rating: Soft 6, Weather: Showers, Rail Position: 1.5 metre  
Entire Course



| Section                | Overall                  | 1200m                    | 1000m                    | 800m                     | 600m                     | 400m                     | 200m                     |  |  |  |  |  |  |  |
|------------------------|--------------------------|--------------------------|--------------------------|--------------------------|--------------------------|--------------------------|--------------------------|--|--|--|--|--|--|--|
| Section Times          | 1:17.86 [5]<br>(0:07.41) | 1:10.45 [2]<br>(0:11.15) | 0:59.30 [1]<br>(0:11.66) | 0:47.64 [1]<br>(0:11.97) | 0:35.67 [1]<br>(0:11.33) | 0:24.34 [1]<br>(0:11.56) | 0:12.78 [1]<br>(0:12.78) |  |  |  |  |  |  |  |
| Average Speed [km/h]   | 48.4                     | 64.6                     | 61.2                     | 60.8                     | 63.5                     | 62.5                     | 56.3                     |  |  |  |  |  |  |  |
| Top Speed [km/h]       | 62.1                     | 65.9                     | 64.4                     | 62.8                     | 64.4                     | 64.0                     | 60.1                     |  |  |  |  |  |  |  |
| Avg. Dist. to Rail [m] | 1.5                      | 0.8                      | 1.2                      | 1.2                      | 2.3                      | 2.4                      | 2.5                      |  |  |  |  |  |  |  |
| Avg. Stride Freq. [Hz] | 2.2                      | 2.4                      | 2.3                      | 2.3                      | 2.3                      | 2.3                      | 2.3                      |  |  |  |  |  |  |  |
| Avg. Stride Length [m] | 6.1                      | 6.8                      | 6.8                      | 6.7                      | 7.2                      | 6.9                      | 6.6                      |  |  |  |  |  |  |  |





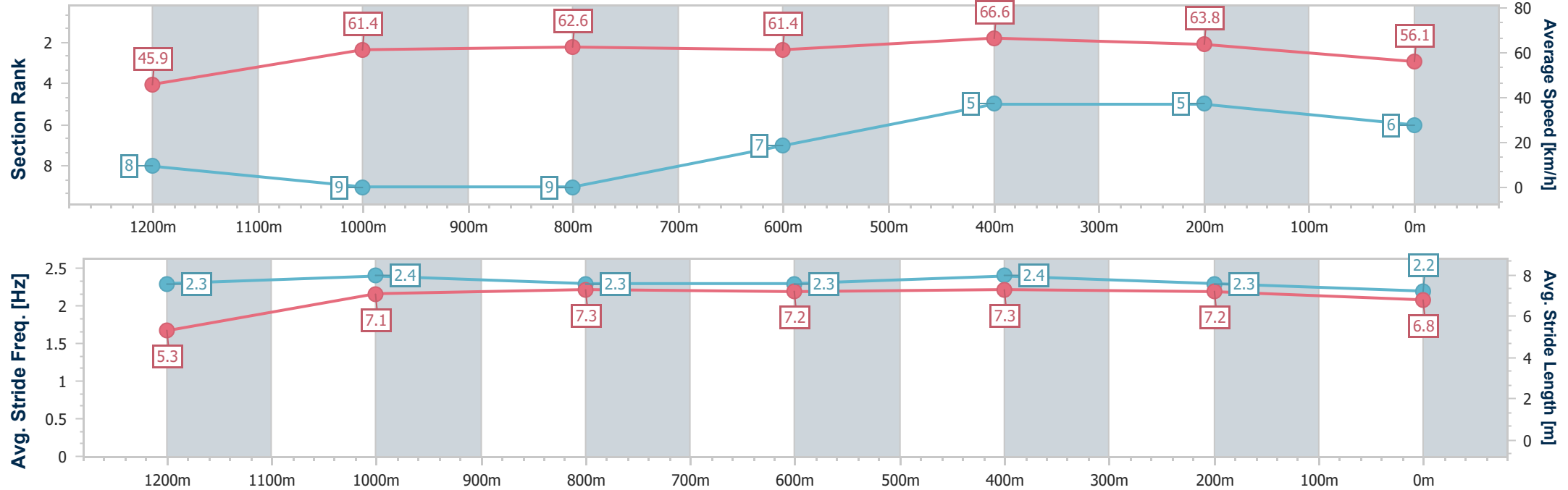
|                                |                   |
|--------------------------------|-------------------|
| Horse/Jockey Name              | Bonewood          |
| Final Rank                     | 6                 |
| Fastest Section Time (Section) | 0:07.87 (Overall) |
| Top Speed [km/h] (Section)     | 67.3 (600m)       |
| Race State                     | Finished          |



RockhamptonProfessional  
Race 3: DICK SULLIVAN MEMORIAL Maiden Plate - 1300m  
14 November 2025 - 14:44  
Track Rating: Soft 6, Weather: Showers, Rail Position: 1.5 metre  
Entire Course



| Section                | Overall                  | 1200m                    | 1000m                    | 800m                     | 600m                     | 400m                     | 200m                     |  |  |  |  |  |  |
|------------------------|--------------------------|--------------------------|--------------------------|--------------------------|--------------------------|--------------------------|--------------------------|--|--|--|--|--|--|
| Section Times          | 1:18.13 [6]<br>(0:07.87) | 1:10.26 [8]<br>(0:11.74) | 0:58.52 [9]<br>(0:11.51) | 0:47.01 [9]<br>(0:12.00) | 0:35.01 [7]<br>(0:10.89) | 0:24.12 [5]<br>(0:11.30) | 0:12.82 [5]<br>(0:12.82) |  |  |  |  |  |  |
| Average Speed [km/h]   | 45.9                     | 61.4                     | 62.6                     | 61.4                     | 66.6                     | 63.8                     | 56.1                     |  |  |  |  |  |  |
| Top Speed [km/h]       | 56.4                     | 65.7                     | 65.2                     | 64.9                     | 67.3                     | 66.3                     | 60.0                     |  |  |  |  |  |  |
| Avg. Dist. to Rail [m] | 8.2                      | 1.5                      | 0.5                      | 3.0                      | 8.1                      | 9.6                      | 11.0                     |  |  |  |  |  |  |
| Avg. Stride Freq. [Hz] | 2.3                      | 2.4                      | 2.3                      | 2.3                      | 2.4                      | 2.3                      | 2.2                      |  |  |  |  |  |  |
| Avg. Stride Length [m] | 5.3                      | 7.1                      | 7.3                      | 7.2                      | 7.3                      | 7.2                      | 6.8                      |  |  |  |  |  |  |





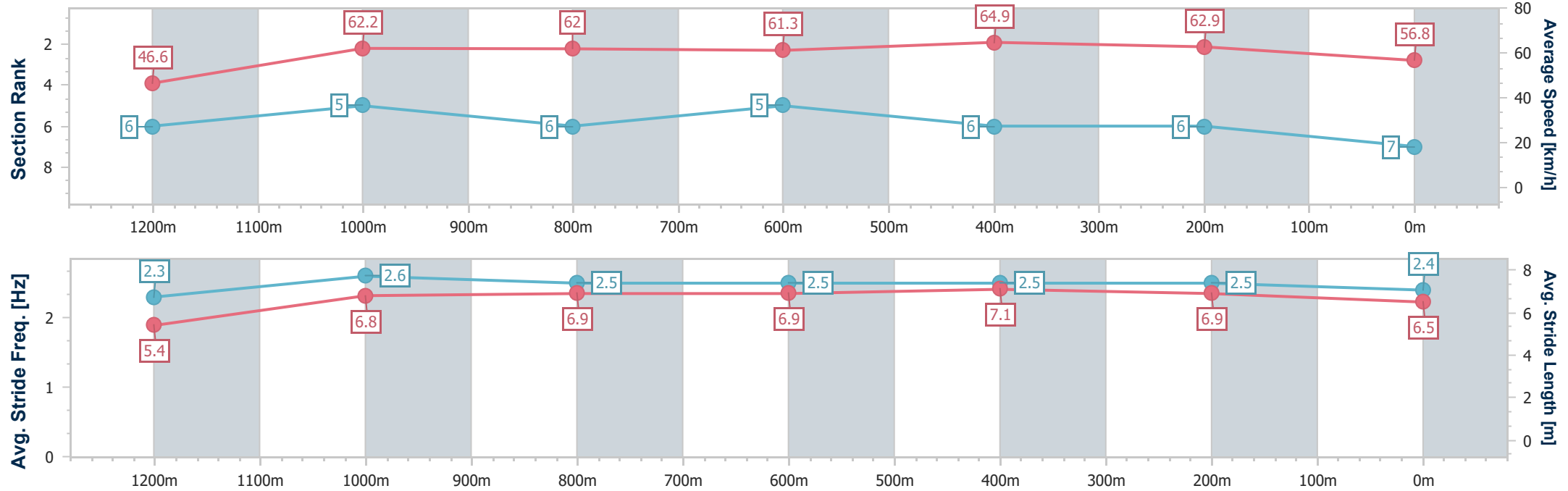
|                                |                   |
|--------------------------------|-------------------|
| Horse/Jockey Name              | Marrero           |
| Final Rank                     | 7                 |
| Fastest Section Time (Section) | 0:07.72 (Overall) |
| Top Speed [km/h] (Section)     | 66.0 (600m)       |
| Race State                     | Finished          |



RockhamptonProfessional  
Race 3: DICK SULLIVAN MEMORIAL Maiden Plate - 1300m  
14 November 2025 - 14:44  
Track Rating: Soft 6, Weather: Showers, Rail Position: 1.5 metre  
Entire Course



| Section                | Overall                  | 1200m                    | 1000m                    | 800m                     | 600m                     | 400m                     | 200m                     |  |  |  |  |  |  |
|------------------------|--------------------------|--------------------------|--------------------------|--------------------------|--------------------------|--------------------------|--------------------------|--|--|--|--|--|--|
| Section Times          | 1:18.19 [7]<br>(0:07.72) | 1:10.47 [6]<br>(0:11.60) | 0:58.87 [5]<br>(0:11.66) | 0:47.21 [6]<br>(0:11.96) | 0:35.25 [5]<br>(0:11.11) | 0:24.14 [6]<br>(0:11.45) | 0:12.69 [6]<br>(0:12.69) |  |  |  |  |  |  |
| Average Speed [km/h]   | 46.6                     | 62.2                     | 62.0                     | 61.3                     | 64.9                     | 62.9                     | 56.8                     |  |  |  |  |  |  |
| Top Speed [km/h]       | 57.2                     | 64.6                     | 64.4                     | 64.2                     | 66.0                     | 64.9                     | 60.1                     |  |  |  |  |  |  |
| Avg. Dist. to Rail [m] | 6.8                      | 1.1                      | 0.5                      | 2.2                      | 4.0                      | 5.2                      | 6.0                      |  |  |  |  |  |  |
| Avg. Stride Freq. [Hz] | 2.3                      | 2.6                      | 2.5                      | 2.5                      | 2.5                      | 2.5                      | 2.4                      |  |  |  |  |  |  |
| Avg. Stride Length [m] | 5.4                      | 6.8                      | 6.9                      | 6.9                      | 7.1                      | 6.9                      | 6.5                      |  |  |  |  |  |  |



- [ ] Ranking at each section and finish
- .-.- No data available at this section
- NA No data available



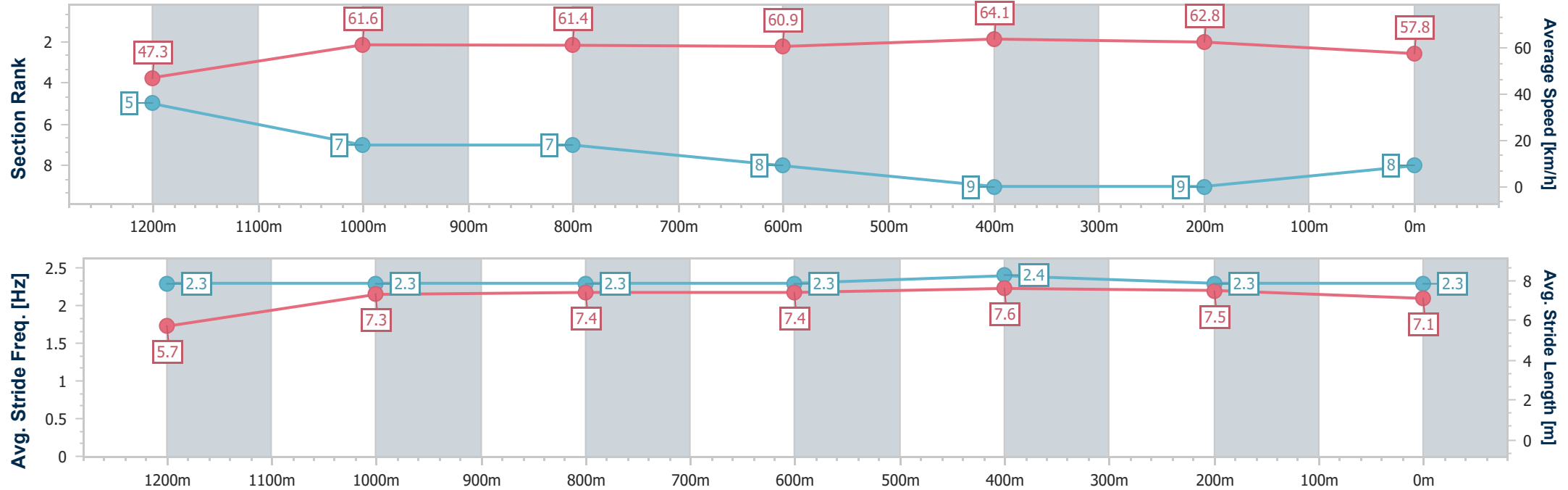
|                                |                   |
|--------------------------------|-------------------|
| Horse/Jockey Name              | Be Bob Aloola     |
| Final Rank                     | 8                 |
| Fastest Section Time (Section) | 0:07.62 (Overall) |
| Top Speed [km/h] (Section)     | 65.0 (600m)       |
| Race State                     | Finished          |



RockhamptonProfessional  
Race 3: DICK SULLIVAN MEMORIAL Maiden Plate - 1300m  
14 November 2025 - 14:44  
Track Rating: Soft 6, Weather: Showers, Rail Position: 1.5 metre  
Entire Course



| Section                | Overall                  | 1200m                    | 1000m                    | 800m                     | 600m                     | 400m                     | 200m                     |  |  |  |  |  |  |
|------------------------|--------------------------|--------------------------|--------------------------|--------------------------|--------------------------|--------------------------|--------------------------|--|--|--|--|--|--|
| Section Times          | 1:18.38 [8]<br>(0:07.62) | 1:10.76 [5]<br>(0:11.73) | 0:59.03 [7]<br>(0:11.72) | 0:47.31 [7]<br>(0:12.10) | 0:35.21 [8]<br>(0:11.31) | 0:23.90 [9]<br>(0:11.45) | 0:12.45 [9]<br>(0:12.45) |  |  |  |  |  |  |
| Average Speed [km/h]   | 47.3                     | 61.6                     | 61.4                     | 60.9                     | 64.1                     | 62.8                     | 57.8                     |  |  |  |  |  |  |
| Top Speed [km/h]       | 59.0                     | 63.6                     | 63.7                     | 63.6                     | 65.0                     | 64.7                     | 60.2                     |  |  |  |  |  |  |
| Avg. Dist. to Rail [m] | 5.7                      | 2.0                      | 0.7                      | 2.7                      | 7.8                      | 9.8                      | 9.9                      |  |  |  |  |  |  |
| Avg. Stride Freq. [Hz] | 2.3                      | 2.3                      | 2.3                      | 2.3                      | 2.4                      | 2.3                      | 2.3                      |  |  |  |  |  |  |
| Avg. Stride Length [m] | 5.7                      | 7.3                      | 7.4                      | 7.4                      | 7.6                      | 7.5                      | 7.1                      |  |  |  |  |  |  |



[ ] Ranking at each section and finish  
-.-.- No data available at this section  
NA No data available



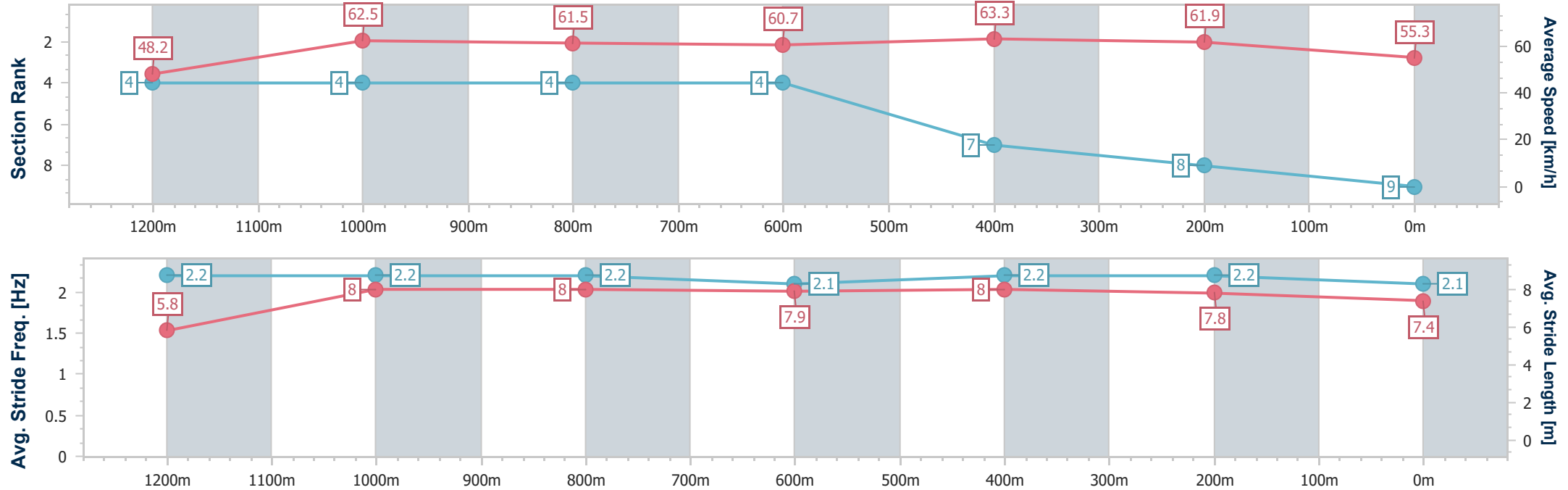
|                                |                   |
|--------------------------------|-------------------|
| Horse/Jockey Name              | Whiskey Glasses   |
| Final Rank                     | 9                 |
| Fastest Section Time (Section) | 0:07.48 (Overall) |
| Top Speed [km/h] (Section)     | 64.2 (1200m)      |
| Race State                     | Finished          |



RockhamptonProfessional  
Race 3: DICK SULLIVAN MEMORIAL Maiden Plate - 1300m  
14 November 2025 - 14:44  
Track Rating: Soft 6, Weather: Showers, Rail Position: 1.5 metre  
Entire Course



| Section                | Overall                  | 1200m                    | 1000m                    | 800m                     | 600m                     | 400m                     | 200m                     |  |  |  |  |  |  |
|------------------------|--------------------------|--------------------------|--------------------------|--------------------------|--------------------------|--------------------------|--------------------------|--|--|--|--|--|--|
| Section Times          | 1:18.82 [9]<br>(0:07.48) | 1:11.34 [4]<br>(0:11.56) | 0:59.78 [4]<br>(0:11.70) | 0:48.08 [4]<br>(0:12.03) | 0:36.05 [4]<br>(0:11.45) | 0:24.60 [7]<br>(0:11.62) | 0:12.98 [8]<br>(0:12.98) |  |  |  |  |  |  |
| Average Speed [km/h]   | 48.2                     | 62.5                     | 61.5                     | 60.7                     | 63.3                     | 61.9                     | 55.3                     |  |  |  |  |  |  |
| Top Speed [km/h]       | 60.3                     | 64.2                     | 63.4                     | 62.4                     | 64.1                     | 64.1                     | 59.0                     |  |  |  |  |  |  |
| Avg. Dist. to Rail [m] | 4.0                      | 0.5                      | 0.3                      | 2.2                      | 5.3                      | 6.3                      | 6.9                      |  |  |  |  |  |  |
| Avg. Stride Freq. [Hz] | 2.2                      | 2.2                      | 2.2                      | 2.1                      | 2.2                      | 2.2                      | 2.1                      |  |  |  |  |  |  |
| Avg. Stride Length [m] | 5.8                      | 8.0                      | 8.0                      | 7.9                      | 8.0                      | 7.8                      | 7.4                      |  |  |  |  |  |  |





Rockhampton Professional  
Race 4: SMR LAWYERS Class 2 Handicap - 1200m  
14 November 2025 - 15:23



Track Rating: Soft 6, Weather: Showers, Rail Position: 1.5 metre Entire Course

| Section     |     |                      |         |                     |                    | Overall              | 1000m                | 800m                 | 600m                 | 400m                 | 200m                 | Last 600m |                           |  |
|-------------|-----|----------------------|---------|---------------------|--------------------|----------------------|----------------------|----------------------|----------------------|----------------------|----------------------|-----------|---------------------------|--|
| Field Times |     |                      |         |                     |                    | 1:10.12<br>(0:13.44) | 0:56.68<br>(0:10.91) | 0:45.77<br>(0:11.19) | 0:34.58<br>(0:10.50) | 0:24.08<br>(0:11.37) | 0:12.71<br>(0:12.71) | 0:34.58   |                           |  |
| Rank        | TAB | Horse/Jockey         | Barrier | Top Speed<br>[km/h] | Fastest<br>Section |                      |                      |                      |                      |                      |                      | Margin    | Distance<br>Travelled [m] |  |
| 1           | 2   | UNIVERSAL HARMONY    | 3       | 69.5                | 0:10.50            | 1:10.12 [1]          | 0:56.68 [1]          | 0:45.77 [1]          | 0:34.58 [1]          | 0:24.08 [1]          | 0:12.71 [1]          | 1:10.12   | 0:34.58                   |  |
|             |     | Chris McIver         |         | 600m                | 600m               | (0:13.44)            | (0:10.91)            | (0:11.19)            | (0:10.50)            | (0:11.37)            | (0:12.71)            |           |                           |  |
| 2           | 5   | BOOM CRUSHER         | 1       | 67.1                | 0:10.84            | 1:10.66 [2]          | 0:56.99 [3]          | 0:45.93 [3]          | 0:34.56 [3]          | 0:23.72 [3]          | 0:12.55 [3]          | 3.17L     | 0:34.56 +2                |  |
|             |     | Sean Cormack         |         | 600m                | 600m               | (0:13.67)            | (0:11.06)            | (0:11.37)            | (0:10.84)            | (0:11.17)            | (0:12.55)            |           |                           |  |
| 3           | 3   | UNDERRATED           | 5       | 67.8                | 0:10.77            | 1:10.67 [3]          | 0:57.16 [2]          | 0:46.09 [2]          | 0:34.69 [2]          | 0:23.92 [2]          | 0:12.61 [2]          | 3.25L     | 0:34.69 +1                |  |
|             |     | Justin Huxtable      |         | 600m                | 600m               | (0:13.51)            | (0:11.07)            | (0:11.40)            | (0:10.77)            | (0:11.31)            | (0:12.61)            |           |                           |  |
| 4           | 6   | SPELLMASTER          | 4       | 68.3                | 0:10.91            | 1:11.30 [4]          | 0:57.34 [5]          | 0:46.10 [5]          | 0:34.60 [5]          | 0:23.69 [5]          | 0:12.32 [5]          | 6.95L     | 0:34.60 +1                |  |
|             |     | Raul Silvera Olivera |         | 600m                | 600m               | (0:13.96)            | (0:11.24)            | (0:11.50)            | (0:10.91)            | (0:11.37)            | (0:12.32)            |           |                           |  |
| 5           | 7   | MASALI RAFFA         | 2       | 66.2                | 0:11.05            | 1:11.73 [5]          | 0:58.04 [4]          | 0:46.95 [4]          | 0:35.39 [4]          | 0:24.34 [4]          | 0:12.78 [4]          | 9.47L     | 0:35.39 +1                |  |
|             |     | Natalea Summers      |         | 1000m               | 600m               | (0:13.69)            | (0:11.09)            | (0:11.56)            | (0:11.05)            | (0:11.56)            | (0:12.78)            |           |                           |  |

Scratched: Red Beauty (#4), Panigale (#1)



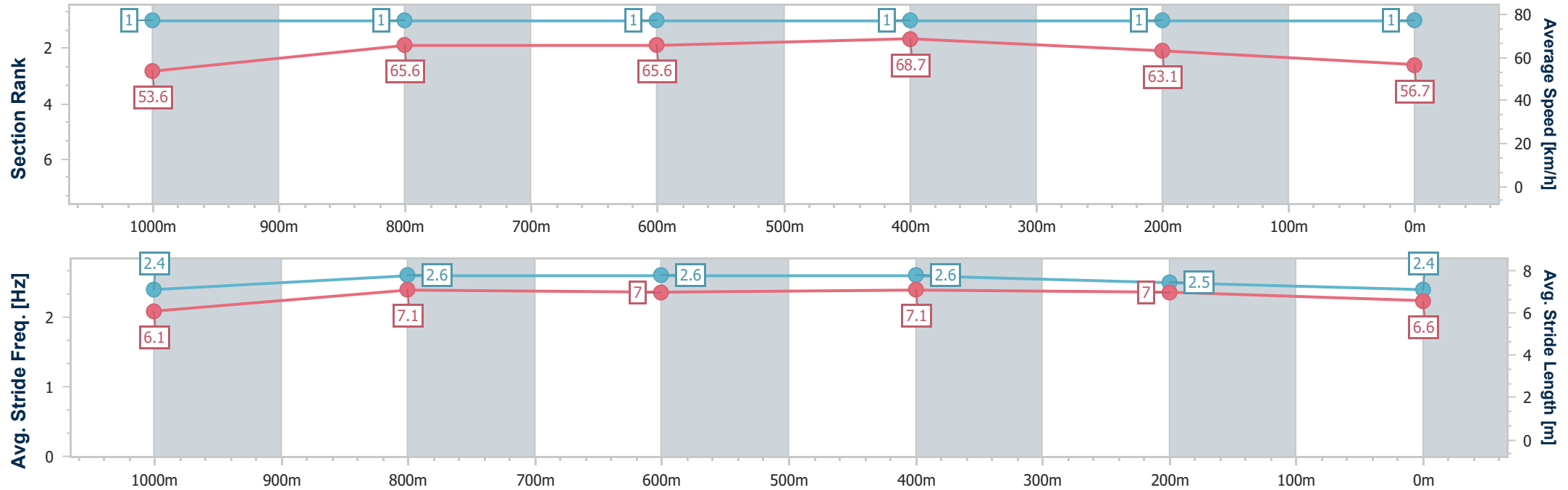
|                                |                   |
|--------------------------------|-------------------|
| Horse/Jockey Name              | Universal Harmony |
| Final Rank                     | 1                 |
| Fastest Section Time (Section) | 0:10.50 (600m)    |
| Top Speed [km/h] (Section)     | 69.5 (600m)       |
| Race State                     | Finished          |



RockhamptonProfessional  
Race 4: SMR LAWYERS Class 2 Handicap - 1200m  
14 November 2025 - 15:23  
Track Rating: Soft 6, Weather: Showers, Rail Position: 1.5 metre  
Entire Course



| Section                | Overall                  | 1000m                    | 800m                     | 600m                     | 400m                     | 200m                     |  |  |  |  |  |  |  |
|------------------------|--------------------------|--------------------------|--------------------------|--------------------------|--------------------------|--------------------------|--|--|--|--|--|--|--|
| Section Times          | 1:10.12 [1]<br>(0:13.44) | 0:56.68 [1]<br>(0:10.91) | 0:45.77 [1]<br>(0:11.19) | 0:34.58 [1]<br>(0:10.50) | 0:24.08 [1]<br>(0:11.37) | 0:12.71 [1]<br>(0:12.71) |  |  |  |  |  |  |  |
| Average Speed [km/h]   | 53.6                     | 65.6                     | 65.6                     | 68.7                     | 63.1                     | 56.7                     |  |  |  |  |  |  |  |
| Top Speed [km/h]       | 66.5                     | 67.7                     | 68.5                     | 69.5                     | 68.3                     | 60.4                     |  |  |  |  |  |  |  |
| Avg. Dist. to Rail [m] | 2.2                      | 1.3                      | 2.2                      | 3.3                      | 2.7                      | 3.9                      |  |  |  |  |  |  |  |
| Avg. Stride Freq. [Hz] | 2.4                      | 2.6                      | 2.6                      | 2.6                      | 2.5                      | 2.4                      |  |  |  |  |  |  |  |
| Avg. Stride Length [m] | 6.1                      | 7.1                      | 7.0                      | 7.1                      | 7.0                      | 6.6                      |  |  |  |  |  |  |  |





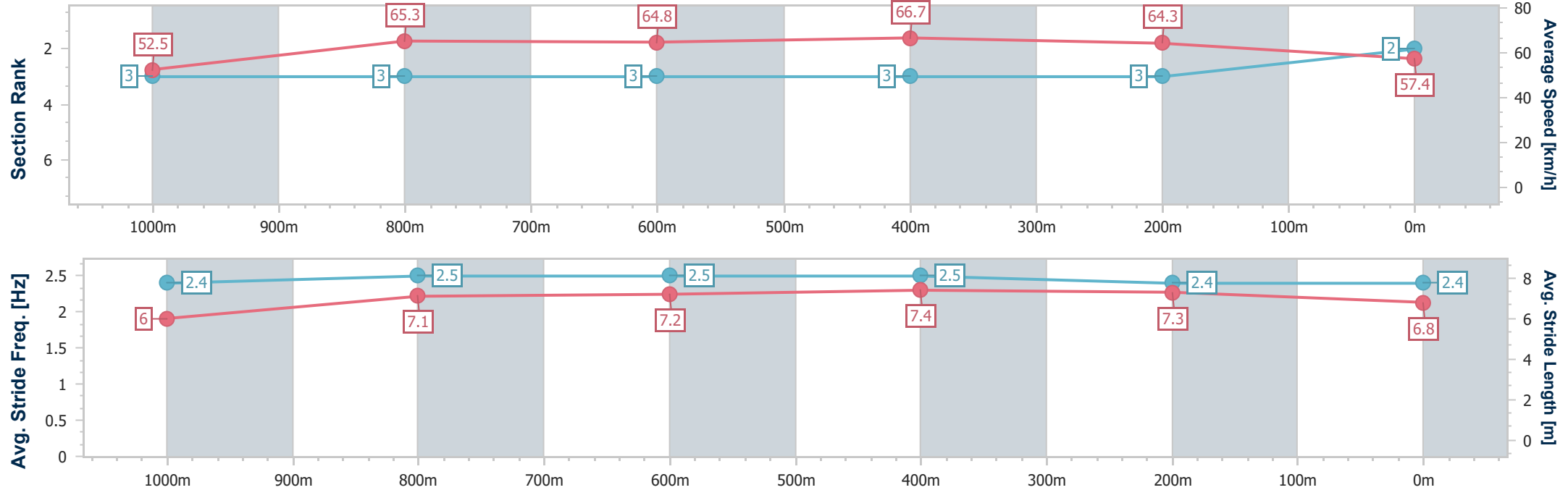
|                                |                |
|--------------------------------|----------------|
| Horse/Jockey Name              | Boom Crusher   |
| Final Rank                     | 2              |
| Fastest Section Time (Section) | 0:10.84 (600m) |
| Top Speed [km/h] (Section)     | 67.1 (600m)    |
| Race State                     | Finished       |



RockhamptonProfessional  
Race 4: SMR LAWYERS Class 2 Handicap - 1200m  
14 November 2025 - 15:23  
Track Rating: Soft 6, Weather: Showers, Rail Position: 1.5 metre  
Entire Course



| Section                | Overall                  | 1000m                    | 800m                     | 600m                     | 400m                     | 200m                     |  |  |  |  |  |  |  |  |
|------------------------|--------------------------|--------------------------|--------------------------|--------------------------|--------------------------|--------------------------|--|--|--|--|--|--|--|--|
| Section Times          | 1:10.66 [2]<br>(0:13.67) | 0:56.99 [3]<br>(0:11.06) | 0:45.93 [3]<br>(0:11.37) | 0:34.56 [3]<br>(0:10.84) | 0:23.72 [3]<br>(0:11.17) | 0:12.55 [3]<br>(0:12.55) |  |  |  |  |  |  |  |  |
| Average Speed [km/h]   | 52.5                     | 65.3                     | 64.8                     | 66.7                     | 64.3                     | 57.4                     |  |  |  |  |  |  |  |  |
| Top Speed [km/h]       | 64.3                     | 66.8                     | 66.6                     | 67.1                     | 66.8                     | 61.6                     |  |  |  |  |  |  |  |  |
| Avg. Dist. to Rail [m] | 2.8                      | 0.8                      | 3.0                      | 7.4                      | 9.8                      | 9.3                      |  |  |  |  |  |  |  |  |
| Avg. Stride Freq. [Hz] | 2.4                      | 2.5                      | 2.5                      | 2.5                      | 2.4                      | 2.4                      |  |  |  |  |  |  |  |  |
| Avg. Stride Length [m] | 6.0                      | 7.1                      | 7.2                      | 7.4                      | 7.3                      | 6.8                      |  |  |  |  |  |  |  |  |







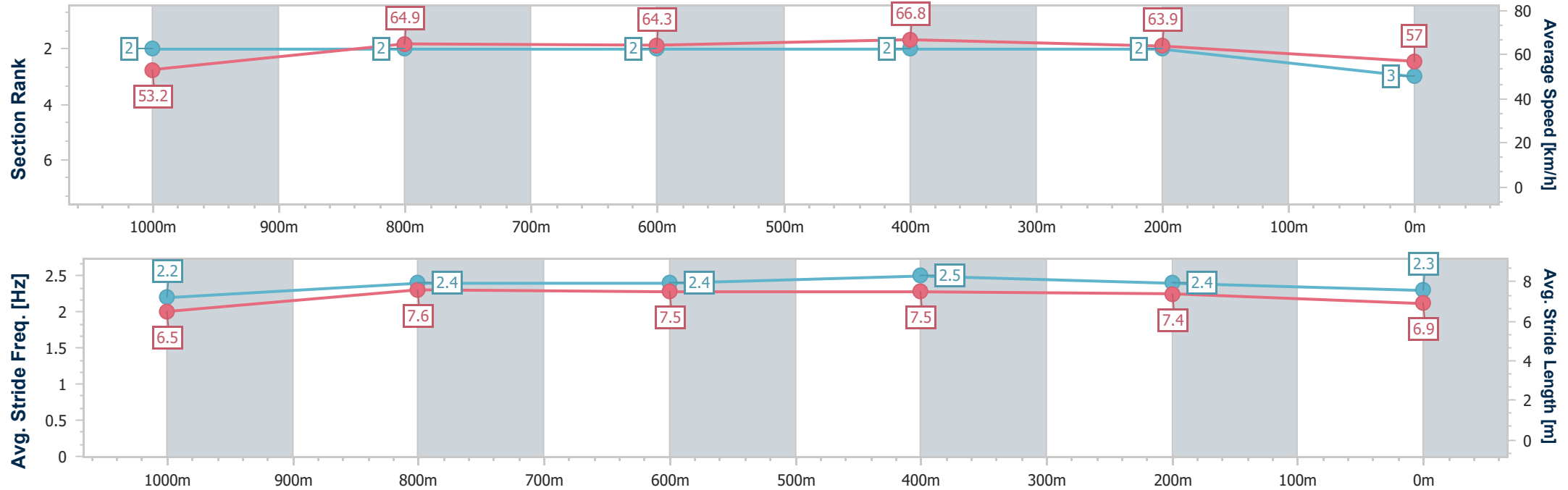
|                                |                |
|--------------------------------|----------------|
| Horse/Jockey Name              | Underrated     |
| Final Rank                     | 3              |
| Fastest Section Time (Section) | 0:10.77 (600m) |
| Top Speed [km/h] (Section)     | 67.8 (600m)    |
| Race State                     | Finished       |



RockhamptonProfessional  
Race 4: SMR LAWYERS Class 2 Handicap - 1200m  
14 November 2025 - 15:23  
Track Rating: Soft 6, Weather: Showers, Rail Position: 1.5 metre  
Entire Course



| Section                | Overall                  | 1000m                    | 800m                     | 600m                     | 400m                     | 200m                     |  |  |  |  |  |  |  |  |
|------------------------|--------------------------|--------------------------|--------------------------|--------------------------|--------------------------|--------------------------|--|--|--|--|--|--|--|--|
| Section Times          | 1:10.67 [3]<br>(0:13.51) | 0:57.16 [2]<br>(0:11.07) | 0:46.09 [2]<br>(0:11.40) | 0:34.69 [2]<br>(0:10.77) | 0:23.92 [2]<br>(0:11.31) | 0:12.61 [2]<br>(0:12.61) |  |  |  |  |  |  |  |  |
| Average Speed [km/h]   | 53.2                     | 64.9                     | 64.3                     | 66.8                     | 63.9                     | 57.0                     |  |  |  |  |  |  |  |  |
| Top Speed [km/h]       | 66.2                     | 66.3                     | 66.7                     | 67.8                     | 66.2                     | 61.1                     |  |  |  |  |  |  |  |  |
| Avg. Dist. to Rail [m] | 1.7                      | 0.8                      | 2.0                      | 3.3                      | 5.9                      | 6.9                      |  |  |  |  |  |  |  |  |
| Avg. Stride Freq. [Hz] | 2.2                      | 2.4                      | 2.4                      | 2.5                      | 2.4                      | 2.3                      |  |  |  |  |  |  |  |  |
| Avg. Stride Length [m] | 6.5                      | 7.6                      | 7.5                      | 7.5                      | 7.4                      | 6.9                      |  |  |  |  |  |  |  |  |





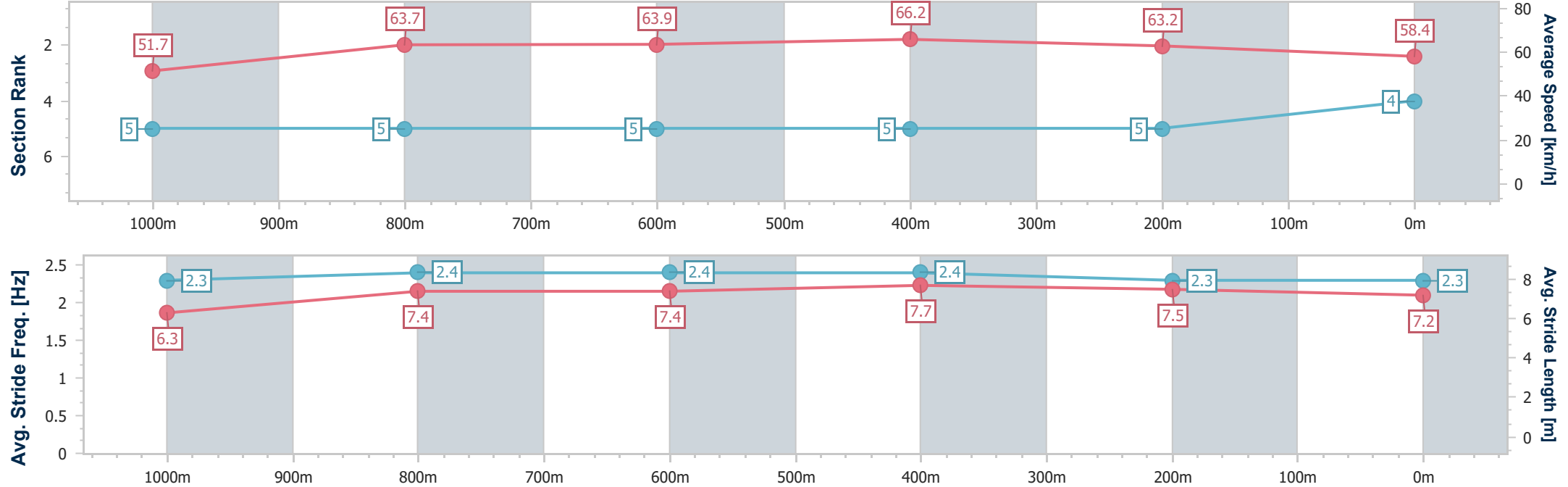
|                                |                |
|--------------------------------|----------------|
| Horse/Jockey Name              | Spellmaster    |
| Final Rank                     | 4              |
| Fastest Section Time (Section) | 0:10.91 (600m) |
| Top Speed [km/h] (Section)     | 68.3 (600m)    |
| Race State                     | Finished       |



RockhamptonProfessional  
Race 4: SMR LAWYERS Class 2 Handicap - 1200m  
14 November 2025 - 15:23  
Track Rating: Soft 6, Weather: Showers, Rail Position: 1.5 metre  
Entire Course



| Section                | Overall                  | 1000m                    | 800m                     | 600m                     | 400m                     | 200m                     |  |  |  |  |  |  |  |
|------------------------|--------------------------|--------------------------|--------------------------|--------------------------|--------------------------|--------------------------|--|--|--|--|--|--|--|
| Section Times          | 1:11.30 [4]<br>(0:13.96) | 0:57.34 [5]<br>(0:11.24) | 0:46.10 [5]<br>(0:11.50) | 0:34.60 [5]<br>(0:10.91) | 0:23.69 [5]<br>(0:11.37) | 0:12.32 [5]<br>(0:12.32) |  |  |  |  |  |  |  |
| Average Speed [km/h]   | 51.7                     | 63.7                     | 63.9                     | 66.2                     | 63.2                     | 58.4                     |  |  |  |  |  |  |  |
| Top Speed [km/h]       | 64.1                     | 65.2                     | 65.2                     | 68.3                     | 66.4                     | 61.6                     |  |  |  |  |  |  |  |
| Avg. Dist. to Rail [m] | 1.2                      | 1.0                      | 2.5                      | 2.0                      | 2.0                      | 2.7                      |  |  |  |  |  |  |  |
| Avg. Stride Freq. [Hz] | 2.3                      | 2.4                      | 2.4                      | 2.4                      | 2.3                      | 2.3                      |  |  |  |  |  |  |  |
| Avg. Stride Length [m] | 6.3                      | 7.4                      | 7.4                      | 7.7                      | 7.5                      | 7.2                      |  |  |  |  |  |  |  |





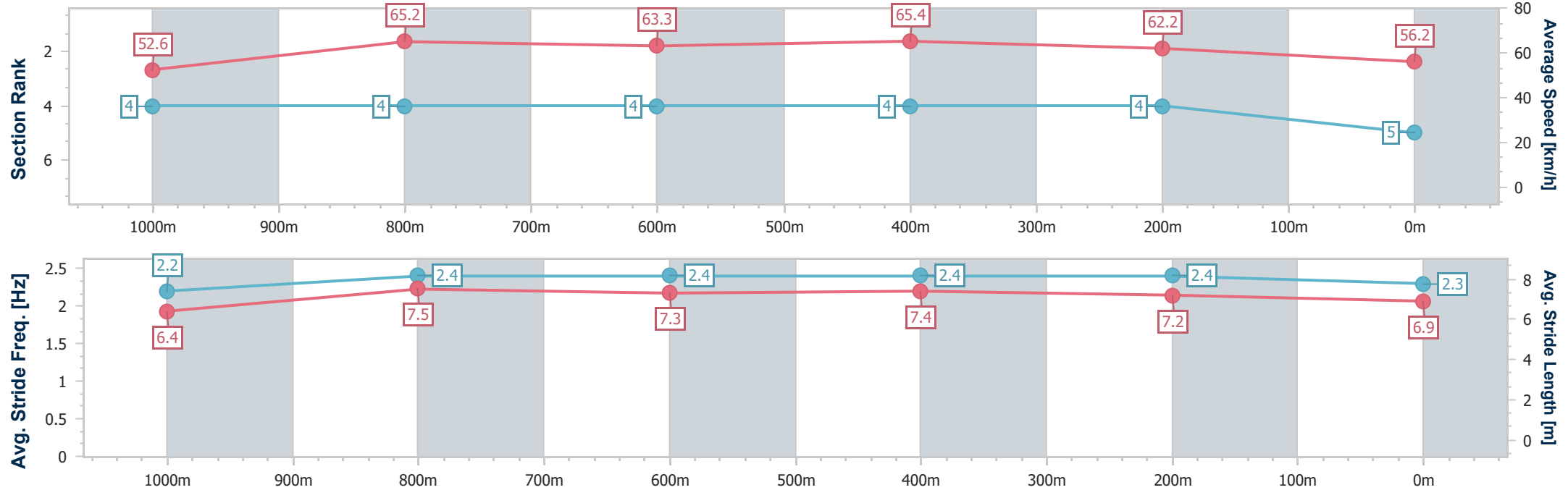
|                                |                |
|--------------------------------|----------------|
| Horse/Jockey Name              | Masali Raffa   |
| Final Rank                     | 5              |
| Fastest Section Time (Section) | 0:11.05 (600m) |
| Top Speed [km/h] (Section)     | 66.2 (1000m)   |
| Race State                     | Finished       |



RockhamptonProfessional  
Race 4: SMR LAWYERS Class 2 Handicap - 1200m  
14 November 2025 - 15:23  
Track Rating: Soft 6, Weather: Showers, Rail Position: 1.5 metre  
Entire Course



| Section                | Overall                  | 1000m                    | 800m                     | 600m                     | 400m                     | 200m                     |  |  |  |  |  |  |  |  |
|------------------------|--------------------------|--------------------------|--------------------------|--------------------------|--------------------------|--------------------------|--|--|--|--|--|--|--|--|
| Section Times          | 1:11.73 [5]<br>(0:13.69) | 0:58.04 [4]<br>(0:11.09) | 0:46.95 [4]<br>(0:11.56) | 0:35.39 [4]<br>(0:11.05) | 0:24.34 [4]<br>(0:11.56) | 0:12.78 [4]<br>(0:12.78) |  |  |  |  |  |  |  |  |
| Average Speed [km/h]   | 52.6                     | 65.2                     | 63.3                     | 65.4                     | 62.2                     | 56.2                     |  |  |  |  |  |  |  |  |
| Top Speed [km/h]       | 64.0                     | 66.2                     | 65.1                     | 65.6                     | 63.8                     | 59.8                     |  |  |  |  |  |  |  |  |
| Avg. Dist. to Rail [m] | 2.2                      | 0.4                      | 2.2                      | 4.4                      | 4.8                      | 4.3                      |  |  |  |  |  |  |  |  |
| Avg. Stride Freq. [Hz] | 2.2                      | 2.4                      | 2.4                      | 2.4                      | 2.4                      | 2.3                      |  |  |  |  |  |  |  |  |
| Avg. Stride Length [m] | 6.4                      | 7.5                      | 7.3                      | 7.4                      | 7.2                      | 6.9                      |  |  |  |  |  |  |  |  |





# Rockhampton Professional

## Race 5: TAB BREEDERS PLATE QTIS Two-Year-Old Maiden Plate - 1050m

14 November 2025 - 16:03



Track Rating: Soft 6, Weather: Showers, Rail Position: 1.5 metre Entire Course

| Section     |                      | Overall              |                     |                    |             | 1000m                | 800m                 | 600m                 | 400m                 | 200m                 | Last 600m |         |                           |
|-------------|----------------------|----------------------|---------------------|--------------------|-------------|----------------------|----------------------|----------------------|----------------------|----------------------|-----------|---------|---------------------------|
| Field Times |                      | 1:01.51<br>(0:04.46) |                     |                    |             | 0:57.05<br>(0:11.32) | 0:45.73<br>(0:11.53) | 0:34.20<br>(0:11.05) | 0:23.15<br>(0:10.86) | 0:12.29<br>(0:12.29) | 0:34.20   |         |                           |
| Rank        | TAB Horse/Jockey     | Barrier              | Top Speed<br>[km/h] | Fastest<br>Section |             |                      |                      |                      |                      |                      |           | Margin  | Distance<br>Travelled [m] |
| 1           | 3 ERIMAR             | 1                    | 68.7                | 0:04.46            | 1:01.51 [1] | 0:57.05 [1]          | 0:45.59 [2]          | 0:34.13 [2]          | 0:23.15 [1]          | 0:12.29 [1]          | 1:01.51   | 0:34.13 |                           |
|             | Justin Huxtable      |                      | 400m                | Overall            | (0:04.46)   | (0:11.46)            | (0:11.46)            | (0:10.98)            | (0:10.86)            | (0:12.29)            |           |         |                           |
| 2           | 2 BOWDENE            | 3                    | 66.4                | 0:04.49            | 1:01.59 [2] | 0:57.10 [2]          | 0:45.81 [1]          | 0:34.28 [1]          | 0:23.20 [2]          | 0:12.17 [2]          | 0.45L     | 0:34.28 | +3                        |
|             | Chris McIver         |                      | 400m                | Overall            | (0:04.49)   | (0:11.29)            | (0:11.53)            | (0:11.08)            | (0:11.03)            | (0:12.17)            |           |         |                           |
| 3           | 6 MAGANISTA          | 8                    | 67.0                | 0:04.67            | 1:01.93 [3] | 0:57.26 [7]          | 0:45.67 [7]          | 0:33.81 [8]          | 0:22.71 [8]          | 0:11.76 [7]          | 2.45L     | 0:33.81 | +9                        |
|             | Les Tilley           |                      | 400m                | Overall            | (0:04.67)   | (0:11.59)            | (0:11.86)            | (0:11.10)            | (0:10.95)            | (0:11.76)            |           |         |                           |
| 4           | 1 BOOMIOUS           | 2                    | 66.6                | 0:04.64            | 1:02.00 [4] | 0:57.36 [5]          | 0:45.87 [5]          | 0:34.38 [5]          | 0:23.35 [4]          | 0:12.16 [3]          | 2.88L     | 0:34.38 | +0                        |
|             | Micheal McDonald     |                      | 400m                | Overall            | (0:04.64)   | (0:11.49)            | (0:11.49)            | (0:11.03)            | (0:11.19)            | (0:12.16)            |           |         |                           |
| 5           | 8 STYLISH DIAMOND    | 6                    | 65.8                | 0:04.57            | 1:02.10 [5] | 0:57.53 [4]          | 0:46.11 [3]          | 0:34.56 [3]          | 0:23.46 [3]          | 0:12.18 [5]          | 3.46L     | 0:34.56 | +7                        |
|             | Adam Sewell          |                      | 600m                | Overall            | (0:04.57)   | (0:11.42)            | (0:11.55)            | (0:11.10)            | (0:11.28)            | (0:12.18)            |           |         |                           |
| 6           | 5 FIELD OF CLANS     | 5                    | 67.4                | 0:04.86            | 1:02.18 [6] | 0:57.32 [8]          | 0:45.86 [8]          | 0:34.28 [7]          | 0:23.36 [6]          | 0:12.34 [3]          | 3.91L     | 0:34.28 | +4                        |
|             | Sean Cormack         |                      | 600m                | Overall            | (0:04.86)   | (0:11.46)            | (0:11.58)            | (0:10.92)            | (0:11.02)            | (0:12.34)            |           |         |                           |
| 7           | 4 SPORT              | 4                    | 66.1                | 0:04.52            | 1:02.28 [7] | 0:57.76 [3]          | 0:46.22 [4]          | 0:34.70 [4]          | 0:23.62 [5]          | 0:12.31 [6]          | 4.53L     | 0:34.70 | +4                        |
|             | Raul Silvera Olivera |                      | 600m                | Overall            | (0:04.52)   | (0:11.54)            | (0:11.52)            | (0:11.08)            | (0:11.31)            | (0:12.31)            |           |         |                           |
| 8           | 7 POWER OF ANGELINE  | 7                    | 66.3                | 0:04.64            | 1:03.37 [8] | 0:58.73 [6]          | 0:47.13 [6]          | 0:35.58 [6]          | 0:24.55 [6]          | 0:13.10 [8]          | 10.92L    | 0:35.58 | +6                        |
|             | Warwick Satherley    |                      | 600m                | Overall            | (0:04.64)   | (0:11.60)            | (0:11.55)            | (0:11.03)            | (0:11.45)            | (0:13.10)            |           |         |                           |

Scratched: Wasabi Barbie (#9)



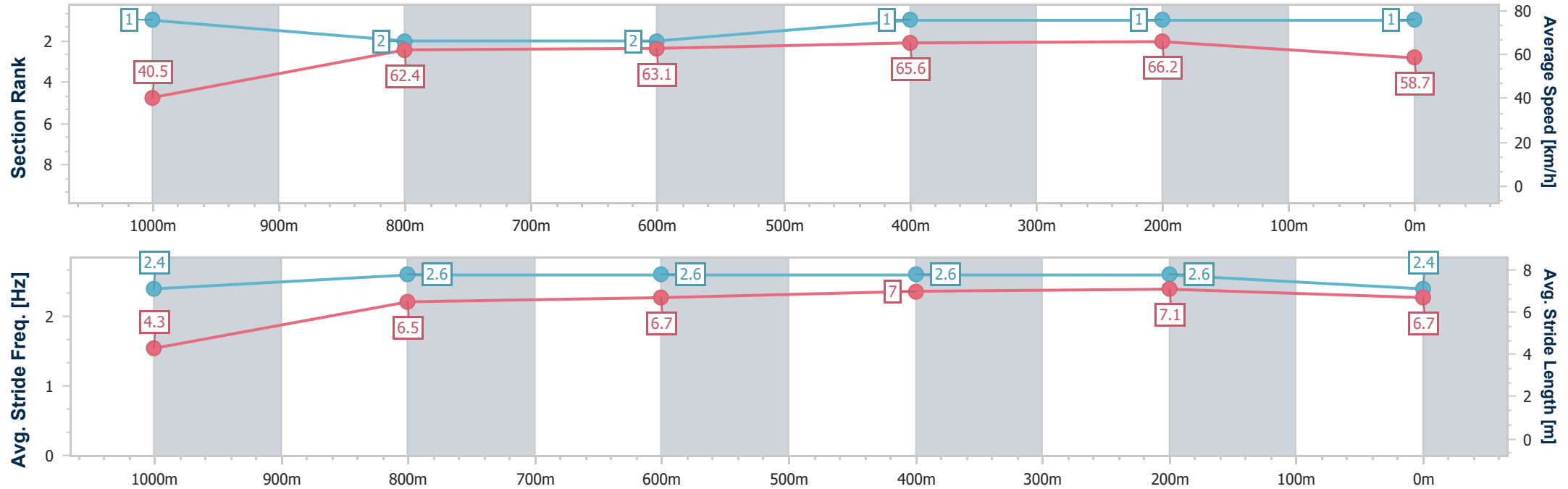
|                                |                   |
|--------------------------------|-------------------|
| Horse/Jockey Name              | Erimar            |
| Final Rank                     | 1                 |
| Fastest Section Time (Section) | 0:04.46 (Overall) |
| Top Speed [km/h] (Section)     | 68.7 (400m)       |
| Race State                     | Finished          |



RockhamptonProfessional  
Race 5: TAB BREEDERS PLATE QTIS Two-Year-Old Maiden  
Plate - 1050m  
14 November 2025 - 16:03  
Track Rating: Soft 6, Weather: Showers, Rail Position: 1.5 metre  
Entire Course



| Section                | Overall                  | 1000m                    | 800m                     | 600m                     | 400m                     | 200m                     |  |  |  |  |  |  |  |  |
|------------------------|--------------------------|--------------------------|--------------------------|--------------------------|--------------------------|--------------------------|--|--|--|--|--|--|--|--|
| Section Times          | 1:01.51 [1]<br>(0:04.46) | 0:57.05 [1]<br>(0:11.46) | 0:45.59 [2]<br>(0:11.46) | 0:34.13 [2]<br>(0:10.98) | 0:23.15 [1]<br>(0:10.86) | 0:12.29 [1]<br>(0:12.29) |  |  |  |  |  |  |  |  |
| Average Speed [km/h]   | 40.5                     | 62.4                     | 63.1                     | 65.6                     | 66.2                     | 58.7                     |  |  |  |  |  |  |  |  |
| Top Speed [km/h]       | 56.7                     | 64.0                     | 63.9                     | 66.8                     | 68.7                     | 64.2                     |  |  |  |  |  |  |  |  |
| Avg. Dist. to Rail [m] | 0.7                      | 1.0                      | 0.9                      | 3.3                      | 3.9                      | 4.3                      |  |  |  |  |  |  |  |  |
| Avg. Stride Freq. [Hz] | 2.4                      | 2.6                      | 2.6                      | 2.6                      | 2.6                      | 2.4                      |  |  |  |  |  |  |  |  |
| Avg. Stride Length [m] | 4.3                      | 6.5                      | 6.7                      | 7.0                      | 7.1                      | 6.7                      |  |  |  |  |  |  |  |  |





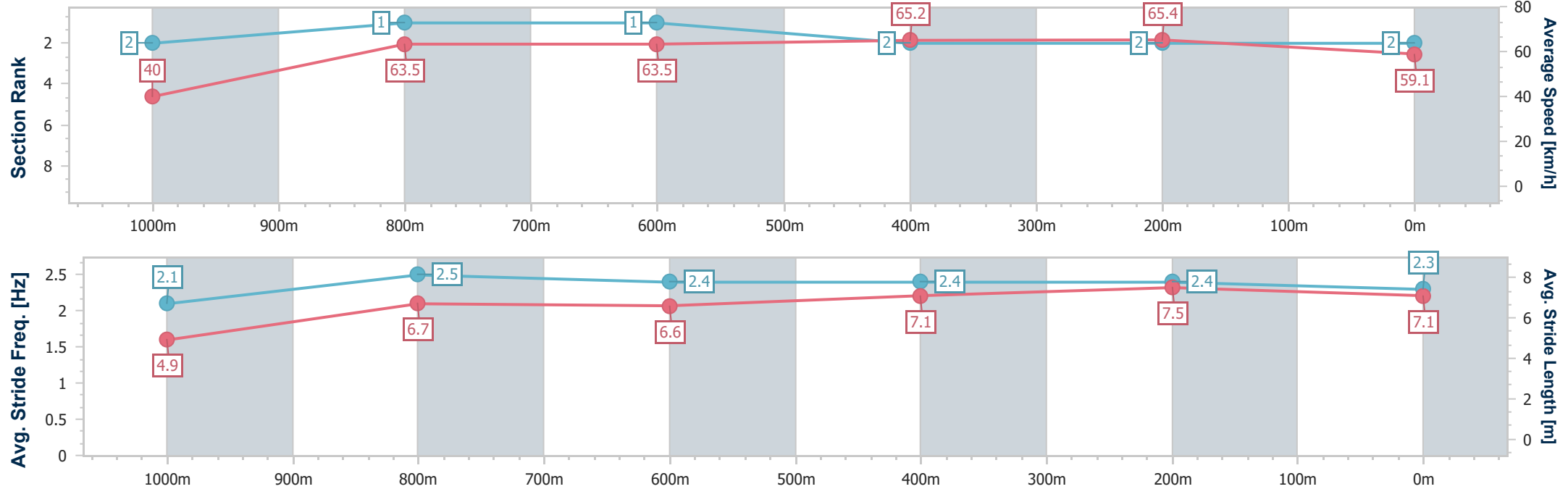
|                                |                   |
|--------------------------------|-------------------|
| Horse/Jockey Name              | Bowdene           |
| Final Rank                     | 2                 |
| Fastest Section Time (Section) | 0:04.49 (Overall) |
| Top Speed [km/h] (Section)     | 66.4 (400m)       |
| Race State                     | Finished          |



RockhamptonProfessional  
Race 5: TAB BREEDERS PLATE QTIS Two-Year-Old Maiden  
Plate - 1050m  
14 November 2025 - 16:03  
Track Rating: Soft 6, Weather: Showers, Rail Position: 1.5 metre  
Entire Course



| Section                | Overall                  | 1000m                    | 800m                     | 600m                     | 400m                     | 200m                     |  |  |  |  |  |  |  |  |
|------------------------|--------------------------|--------------------------|--------------------------|--------------------------|--------------------------|--------------------------|--|--|--|--|--|--|--|--|
| Section Times          | 1:01.59 [2]<br>(0:04.49) | 0:57.10 [2]<br>(0:11.29) | 0:45.81 [1]<br>(0:11.53) | 0:34.28 [1]<br>(0:11.08) | 0:23.20 [2]<br>(0:11.03) | 0:12.17 [2]<br>(0:12.17) |  |  |  |  |  |  |  |  |
| Average Speed [km/h]   | 40.0                     | 63.5                     | 63.5                     | 65.2                     | 65.4                     | 59.1                     |  |  |  |  |  |  |  |  |
| Top Speed [km/h]       | 56.6                     | 64.9                     | 64.7                     | 66.0                     | 66.4                     | 64.0                     |  |  |  |  |  |  |  |  |
| Avg. Dist. to Rail [m] | 2.0                      | 0.7                      | 2.1                      | 5.0                      | 6.3                      | 7.3                      |  |  |  |  |  |  |  |  |
| Avg. Stride Freq. [Hz] | 2.1                      | 2.5                      | 2.4                      | 2.4                      | 2.4                      | 2.3                      |  |  |  |  |  |  |  |  |
| Avg. Stride Length [m] | 4.9                      | 6.7                      | 6.6                      | 7.1                      | 7.5                      | 7.1                      |  |  |  |  |  |  |  |  |





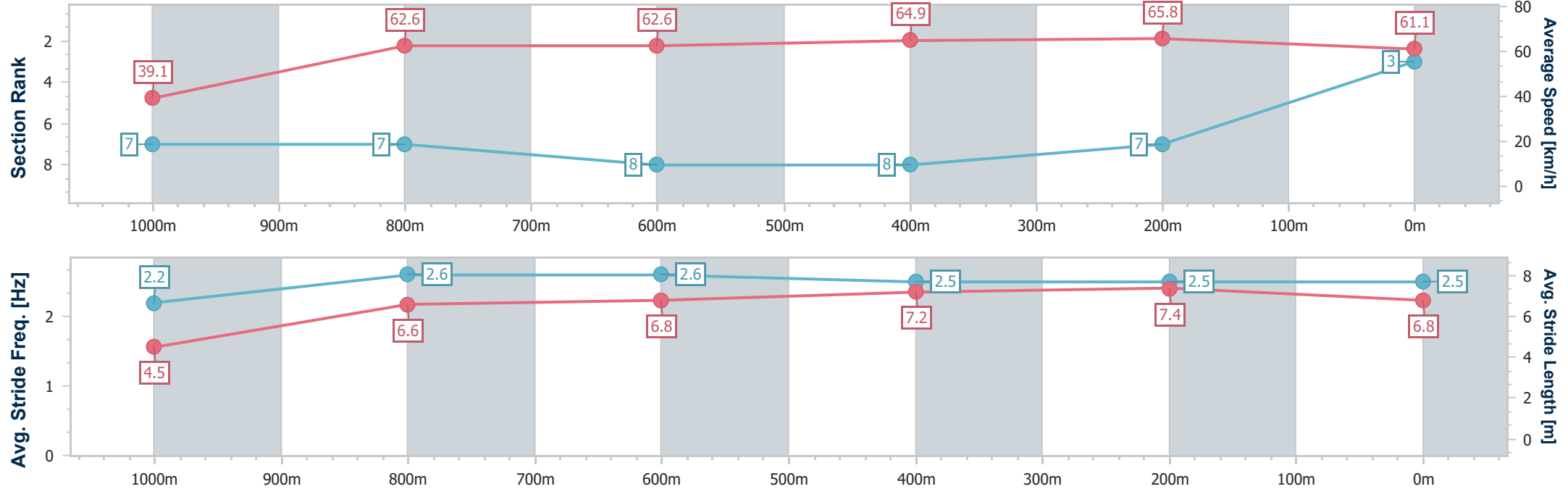
|                                |                   |
|--------------------------------|-------------------|
| Horse/Jockey Name              | Maganista         |
| Final Rank                     | 3                 |
| Fastest Section Time (Section) | 0:04.67 (Overall) |
| Top Speed [km/h] (Section)     | 67.0 (400m)       |
| Race State                     | Finished          |



RockhamptonProfessional  
Race 5: TAB BREEDERS PLATE QTIS Two-Year-Old Maiden  
Plate - 1050m  
14 November 2025 - 16:03  
Track Rating: Soft 6, Weather: Showers, Rail Position: 1.5 metre  
Entire Course



| Section                | Overall                  | 1000m                    | 800m                     | 600m                     | 400m                     | 200m                     |  |  |  |  |  |  |  |  |
|------------------------|--------------------------|--------------------------|--------------------------|--------------------------|--------------------------|--------------------------|--|--|--|--|--|--|--|--|
| Section Times          | 1:01.93 [3]<br>(0:04.67) | 0:57.26 [7]<br>(0:11.59) | 0:45.67 [7]<br>(0:11.86) | 0:33.81 [8]<br>(0:11.10) | 0:22.71 [8]<br>(0:10.95) | 0:11.76 [7]<br>(0:11.76) |  |  |  |  |  |  |  |  |
| Average Speed [km/h]   | 39.1                     | 62.6                     | 62.6                     | 64.9                     | 65.8                     | 61.1                     |  |  |  |  |  |  |  |  |
| Top Speed [km/h]       | 55.9                     | 65.2                     | 64.3                     | 66.7                     | 67.0                     | 64.8                     |  |  |  |  |  |  |  |  |
| Avg. Dist. to Rail [m] | 7.7                      | 3.0                      | 3.4                      | 5.2                      | 6.4                      | 9.3                      |  |  |  |  |  |  |  |  |
| Avg. Stride Freq. [Hz] | 2.2                      | 2.6                      | 2.6                      | 2.5                      | 2.5                      | 2.5                      |  |  |  |  |  |  |  |  |
| Avg. Stride Length [m] | 4.5                      | 6.6                      | 6.8                      | 7.2                      | 7.4                      | 6.8                      |  |  |  |  |  |  |  |  |



[ ] Ranking at each section and finish  
-.-.- No data available at this section  
NA No data available



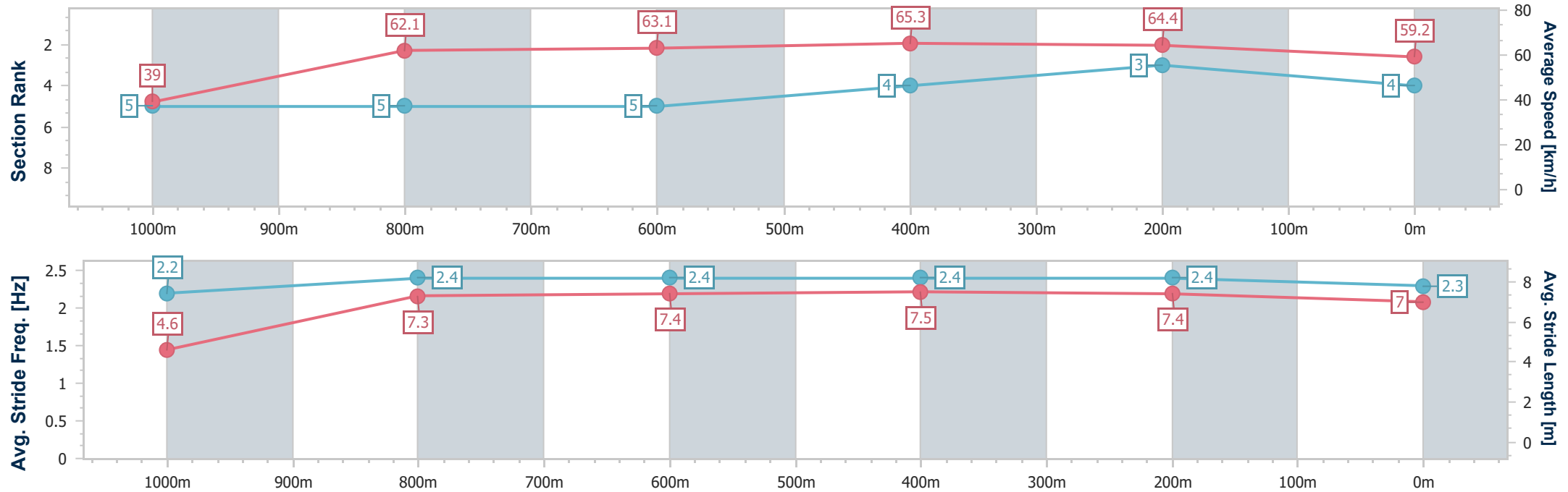
|                                |                   |
|--------------------------------|-------------------|
| Horse/Jockey Name              | Boomious          |
| Final Rank                     | 4                 |
| Fastest Section Time (Section) | 0:04.64 (Overall) |
| Top Speed [km/h] (Section)     | 66.6 (400m)       |
| Race State                     | Finished          |



RockhamptonProfessional  
Race 5: TAB BREEDERS PLATE QTIS Two-Year-Old Maiden  
Plate - 1050m  
14 November 2025 - 16:03  
Track Rating: Soft 6, Weather: Showers, Rail Position: 1.5 metre  
Entire Course



| Section                | Overall                  | 1000m                    | 800m                     | 600m                     | 400m                     | 200m                     |  |  |  |  |  |  |  |  |
|------------------------|--------------------------|--------------------------|--------------------------|--------------------------|--------------------------|--------------------------|--|--|--|--|--|--|--|--|
| Section Times          | 1:02.00 [4]<br>(0:04.64) | 0:57.36 [5]<br>(0:11.49) | 0:45.87 [5]<br>(0:11.49) | 0:34.38 [5]<br>(0:11.03) | 0:23.35 [4]<br>(0:11.19) | 0:12.16 [3]<br>(0:12.16) |  |  |  |  |  |  |  |  |
| Average Speed [km/h]   | 39.0                     | 62.1                     | 63.1                     | 65.3                     | 64.4                     | 59.2                     |  |  |  |  |  |  |  |  |
| Top Speed [km/h]       | 54.8                     | 65.4                     | 64.3                     | 66.5                     | 66.6                     | 63.2                     |  |  |  |  |  |  |  |  |
| Avg. Dist. to Rail [m] | 1.8                      | 1.0                      | 1.0                      | 2.4                      | 2.7                      | 4.1                      |  |  |  |  |  |  |  |  |
| Avg. Stride Freq. [Hz] | 2.2                      | 2.4                      | 2.4                      | 2.4                      | 2.4                      | 2.3                      |  |  |  |  |  |  |  |  |
| Avg. Stride Length [m] | 4.6                      | 7.3                      | 7.4                      | 7.5                      | 7.4                      | 7.0                      |  |  |  |  |  |  |  |  |



[ ] Ranking at each section and finish  
-.-.- No data available at this section  
NA No data available





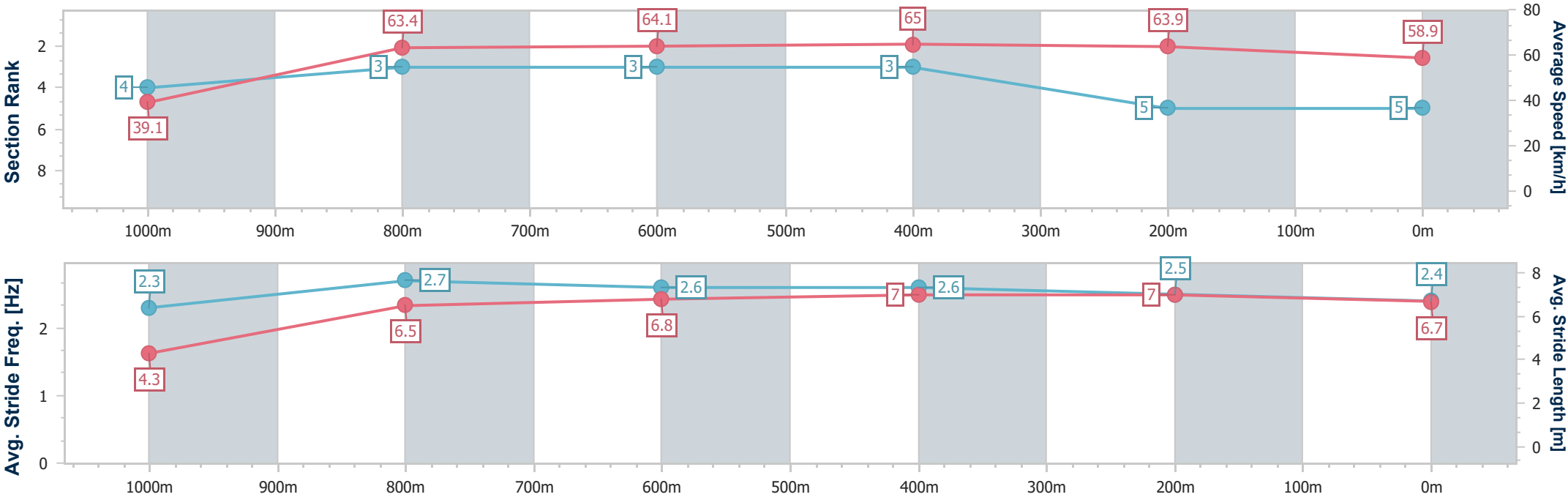
|                                |                   |
|--------------------------------|-------------------|
| Horse/Jockey Name              | Stylish Diamond   |
| Final Rank                     | 5                 |
| Fastest Section Time (Section) | 0:04.57 (Overall) |
| Top Speed [km/h] (Section)     | 65.8 (600m)       |
| Race State                     | Finished          |



RockhamptonProfessional  
Race 5: TAB BREEDERS PLATE QTIS Two-Year-Old Maiden  
Plate - 1050m  
14 November 2025 - 16:03  
Track Rating: Soft 6, Weather: Showers, Rail Position: 1.5 metre  
Entire Course



| Section                | Overall                  | 1000m                    | 800m                     | 600m                     | 400m                     | 200m                     |  |  |  |  |  |  |  |  |
|------------------------|--------------------------|--------------------------|--------------------------|--------------------------|--------------------------|--------------------------|--|--|--|--|--|--|--|--|
| Section Times          | 1:02.10 [5]<br>(0:04.57) | 0:57.53 [4]<br>(0:11.42) | 0:46.11 [3]<br>(0:11.55) | 0:34.56 [3]<br>(0:11.10) | 0:23.46 [3]<br>(0:11.28) | 0:12.18 [5]<br>(0:12.18) |  |  |  |  |  |  |  |  |
| Average Speed [km/h]   | 39.1                     | 63.4                     | 64.1                     | 65.0                     | 63.9                     | 58.9                     |  |  |  |  |  |  |  |  |
| Top Speed [km/h]       | 56.2                     | 65.4                     | 65.0                     | 65.8                     | 65.6                     | 61.8                     |  |  |  |  |  |  |  |  |
| Avg. Dist. to Rail [m] | 5.6                      | 2.0                      | 3.2                      | 4.8                      | 5.3                      | 6.5                      |  |  |  |  |  |  |  |  |
| Avg. Stride Freq. [Hz] | 2.3                      | 2.7                      | 2.6                      | 2.6                      | 2.5                      | 2.4                      |  |  |  |  |  |  |  |  |
| Avg. Stride Length [m] | 4.3                      | 6.5                      | 6.8                      | 7.0                      | 7.0                      | 6.7                      |  |  |  |  |  |  |  |  |





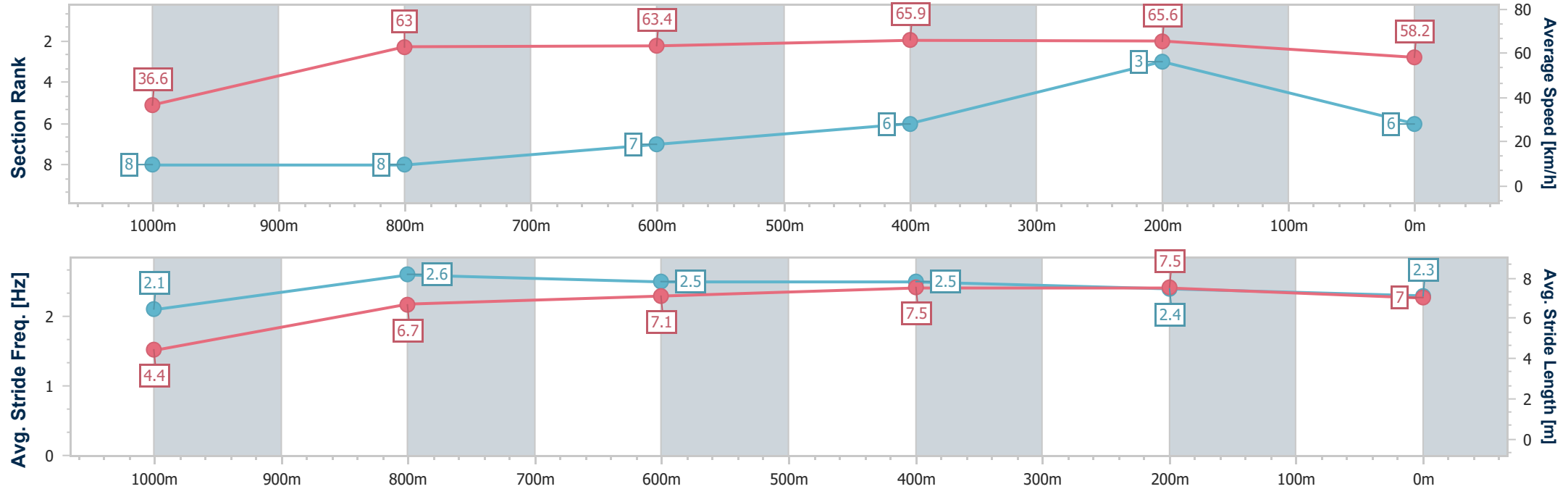
|                                |                   |
|--------------------------------|-------------------|
| Horse/Jockey Name              | Field Of Clans    |
| Final Rank                     | 6                 |
| Fastest Section Time (Section) | 0:04.86 (Overall) |
| Top Speed [km/h] (Section)     | 67.4 (600m)       |
| Race State                     | Finished          |



RockhamptonProfessional  
Race 5: TAB BREEDERS PLATE QTIS Two-Year-Old Maiden  
Plate - 1050m  
14 November 2025 - 16:03  
Track Rating: Soft 6, Weather: Showers, Rail Position: 1.5 metre  
Entire Course



| Section                | Overall                  | 1000m                    | 800m                     | 600m                     | 400m                     | 200m                     |  |  |  |  |  |  |  |  |
|------------------------|--------------------------|--------------------------|--------------------------|--------------------------|--------------------------|--------------------------|--|--|--|--|--|--|--|--|
| Section Times          | 1:02.18 [6]<br>(0:04.86) | 0:57.32 [8]<br>(0:11.46) | 0:45.86 [8]<br>(0:11.58) | 0:34.28 [7]<br>(0:10.92) | 0:23.36 [6]<br>(0:11.02) | 0:12.34 [3]<br>(0:12.34) |  |  |  |  |  |  |  |  |
| Average Speed [km/h]   | 36.6                     | 63.0                     | 63.4                     | 65.9                     | 65.6                     | 58.2                     |  |  |  |  |  |  |  |  |
| Top Speed [km/h]       | 54.6                     | 64.6                     | 64.6                     | 67.4                     | 67.3                     | 61.9                     |  |  |  |  |  |  |  |  |
| Avg. Dist. to Rail [m] | 4.9                      | 1.1                      | 2.5                      | 4.9                      | 6.1                      | 6.5                      |  |  |  |  |  |  |  |  |
| Avg. Stride Freq. [Hz] | 2.1                      | 2.6                      | 2.5                      | 2.5                      | 2.4                      | 2.3                      |  |  |  |  |  |  |  |  |
| Avg. Stride Length [m] | 4.4                      | 6.7                      | 7.1                      | 7.5                      | 7.5                      | 7.0                      |  |  |  |  |  |  |  |  |



[ ] Ranking at each section and finish  
- - - - No data available at this section  
NA No data available



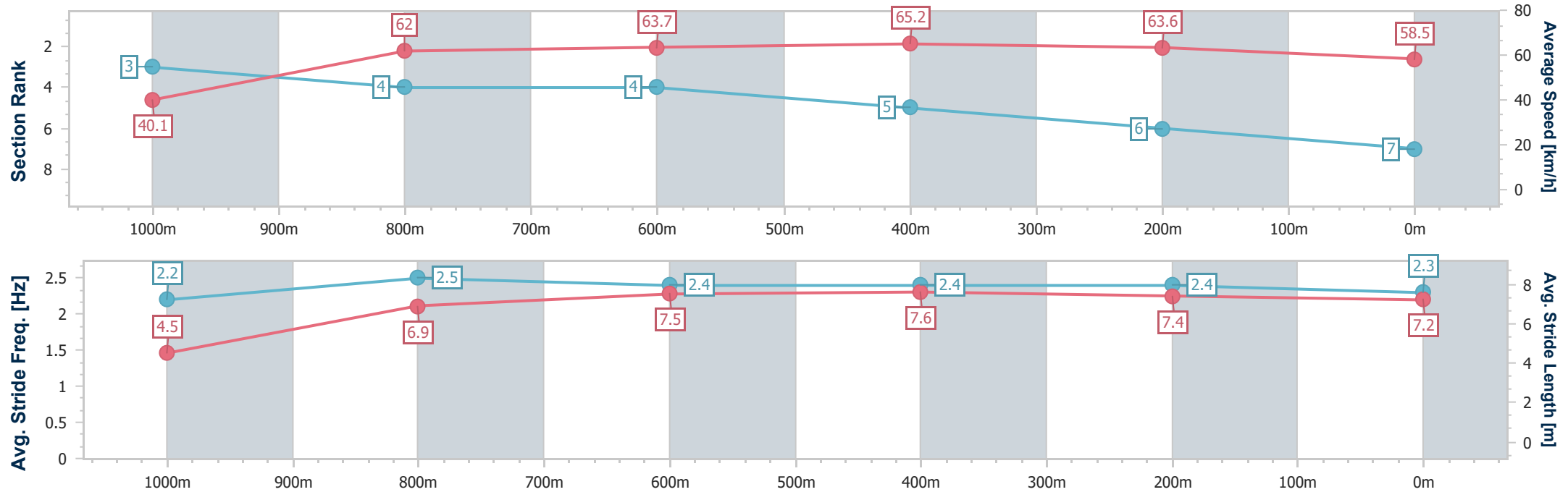
|                                |                   |
|--------------------------------|-------------------|
| Horse/Jockey Name              | Sport             |
| Final Rank                     | 7                 |
| Fastest Section Time (Section) | 0:04.52 (Overall) |
| Top Speed [km/h] (Section)     | 66.1 (600m)       |
| Race State                     | Finished          |



RockhamptonProfessional  
Race 5: TAB BREEDERS PLATE QTIS Two-Year-Old Maiden  
Plate - 1050m  
14 November 2025 - 16:03  
Track Rating: Soft 6, Weather: Showers, Rail Position: 1.5 metre  
Entire Course



| Section                | Overall                  | 1000m                    | 800m                     | 600m                     | 400m                     | 200m                     |  |  |  |  |  |  |  |  |
|------------------------|--------------------------|--------------------------|--------------------------|--------------------------|--------------------------|--------------------------|--|--|--|--|--|--|--|--|
| Section Times          | 1:02.28 [7]<br>(0:04.52) | 0:57.76 [3]<br>(0:11.54) | 0:46.22 [4]<br>(0:11.52) | 0:34.70 [4]<br>(0:11.08) | 0:23.62 [5]<br>(0:11.31) | 0:12.31 [6]<br>(0:12.31) |  |  |  |  |  |  |  |  |
| Average Speed [km/h]   | 40.1                     | 62.0                     | 63.7                     | 65.2                     | 63.6                     | 58.5                     |  |  |  |  |  |  |  |  |
| Top Speed [km/h]       | 55.7                     | 65.0                     | 65.0                     | 66.1                     | 65.7                     | 61.3                     |  |  |  |  |  |  |  |  |
| Avg. Dist. to Rail [m] | 3.9                      | 0.9                      | 2.3                      | 4.0                      | 4.4                      | 4.3                      |  |  |  |  |  |  |  |  |
| Avg. Stride Freq. [Hz] | 2.2                      | 2.5                      | 2.4                      | 2.4                      | 2.4                      | 2.3                      |  |  |  |  |  |  |  |  |
| Avg. Stride Length [m] | 4.5                      | 6.9                      | 7.5                      | 7.6                      | 7.4                      | 7.2                      |  |  |  |  |  |  |  |  |



[ ] Ranking at each section and finish  
-.-.- No data available at this section  
NA No data available



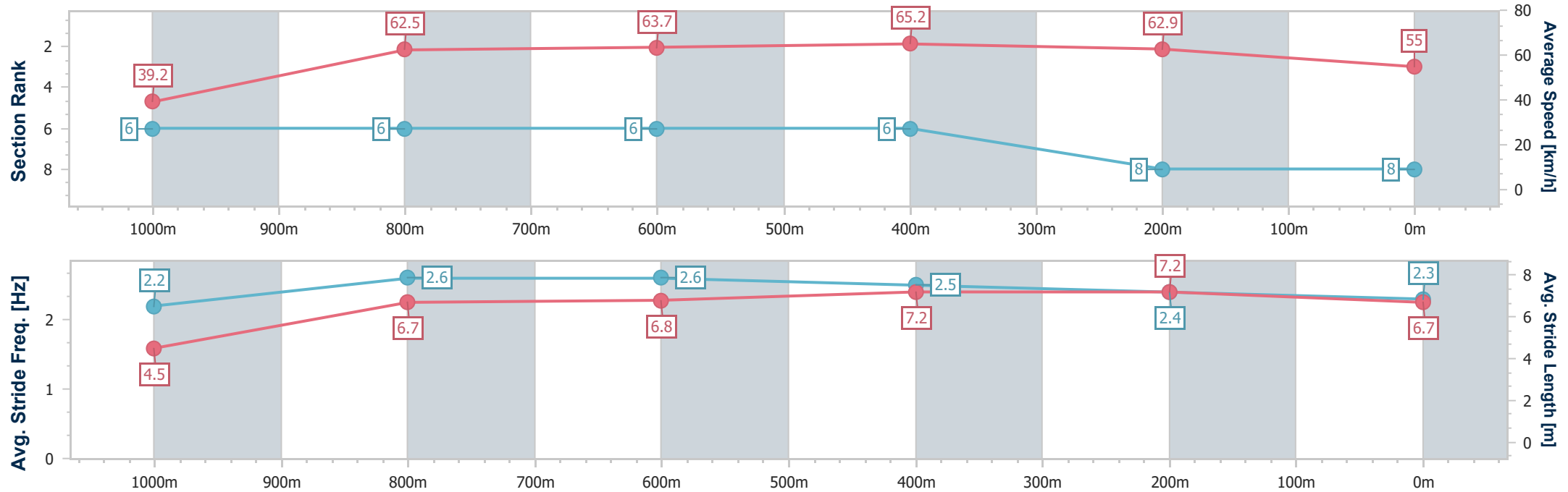
|                                |                   |
|--------------------------------|-------------------|
| Horse/Jockey Name              | Power Of Angeline |
| Final Rank                     | 8                 |
| Fastest Section Time (Section) | 0:04.64 (Overall) |
| Top Speed [km/h] (Section)     | 66.3 (600m)       |
| Race State                     | Finished          |



RockhamptonProfessional  
Race 5: TAB BREEDERS PLATE QTIS Two-Year-Old Maiden  
Plate - 1050m  
14 November 2025 - 16:03  
Track Rating: Soft 6, Weather: Showers, Rail Position: 1.5 metre  
Entire Course



| Section                | Overall                  | 1000m                    | 800m                     | 600m                     | 400m                     | 200m                     |  |  |  |  |  |  |  |  |
|------------------------|--------------------------|--------------------------|--------------------------|--------------------------|--------------------------|--------------------------|--|--|--|--|--|--|--|--|
| Section Times          | 1:03.37 [8]<br>(0:04.64) | 0:58.73 [6]<br>(0:11.60) | 0:47.13 [6]<br>(0:11.55) | 0:35.58 [6]<br>(0:11.03) | 0:24.55 [6]<br>(0:11.45) | 0:13.10 [8]<br>(0:13.10) |  |  |  |  |  |  |  |  |
| Average Speed [km/h]   | 39.2                     | 62.5                     | 63.7                     | 65.2                     | 62.9                     | 55.0                     |  |  |  |  |  |  |  |  |
| Top Speed [km/h]       | 55.1                     | 64.1                     | 64.7                     | 66.3                     | 65.8                     | 60.8                     |  |  |  |  |  |  |  |  |
| Avg. Dist. to Rail [m] | 7.1                      | 1.9                      | 2.7                      | 4.9                      | 7.3                      | 6.9                      |  |  |  |  |  |  |  |  |
| Avg. Stride Freq. [Hz] | 2.2                      | 2.6                      | 2.6                      | 2.5                      | 2.4                      | 2.3                      |  |  |  |  |  |  |  |  |
| Avg. Stride Length [m] | 4.5                      | 6.7                      | 6.8                      | 7.2                      | 7.2                      | 6.7                      |  |  |  |  |  |  |  |  |





# Rockhampton Professional

## Race 6: BRISBANE AIRPORT HOTELS GROUP Class 4 Plate - 1600m

14 November 2025 - 16:44



Track Rating: Soft 6, Weather: Showers, Rail Position: 1.5 metre Entire Course

| Section     |     |                    |         |                     |                    | Overall              | 1400m                | 1200m                | 1000m                | 800m                 | 600m                 | 400m                 | Last 600m                 |
|-------------|-----|--------------------|---------|---------------------|--------------------|----------------------|----------------------|----------------------|----------------------|----------------------|----------------------|----------------------|---------------------------|
| Field Times |     |                    |         |                     |                    | 1:36.63<br>(0:13.74) | 1:22.89<br>(0:11.82) | 1:11.07<br>(0:12.36) | 0:58.71<br>(0:12.20) | 0:46.51<br>(0:12.24) | 0:34.27<br>(0:11.36) | 0:22.91<br>(0:11.05) | 0:34.27                   |
| Rank        | TAB | Horse/Jockey       | Barrier | Top Speed<br>[km/h] | Fastest<br>Section |                      |                      |                      |                      |                      |                      |                      | Distance<br>Travelled [m] |
| 1           | 3   | HYDE PARK          | 6       | 66.1                | 0:11.05            | 1:36.63 [1]          | 1:22.80 [2]          | 1:10.90 [2]          | 0:58.49 [2]          | 0:46.23 [2]          | 0:34.23 [2]          | 0:22.91 [1]          | 0:34.23                   |
|             |     | Les Tilley         |         | 400m                | 400m               | (0:13.83)            | (0:11.90)            | (0:12.41)            | (0:12.26)            | (0:12.00)            | (0:11.32)            | (0:11.05)            |                           |
| 2           | 1   | JOURNALISM         | 4       | 65.4                | 0:11.16            | 1:37.17 [2]          | 1:22.77 [7]          | 1:10.83 [6]          | 0:58.39 [6]          | 0:46.21 [6]          | 0:34.21 [6]          | 0:23.05 [6]          | 0:34.21 +1                |
|             |     | Nikki Olzard       |         | 600m                | 600m               | (0:14.40)            | (0:11.94)            | (0:12.44)            | (0:12.18)            | (0:12.00)            | (0:11.16)            | (0:11.19)            |                           |
| 3           | 6   | DARLING CLEMENTINE | 5       | 64.8                | 0:11.22            | 1:37.58 [3]          | 1:23.69 [3]          | 1:11.59 [3]          | 0:59.11 [3]          | 0:46.87 [3]          | 0:34.79 [4]          | 0:23.57 [4]          | 0:34.79 +3                |
|             |     | Warwick Satherley  |         | 600m                | 600m               | (0:13.89)            | (0:12.10)            | (0:12.48)            | (0:12.24)            | (0:12.08)            | (0:11.22)            | (0:11.41)            |                           |
| 4           | 4   | PHANTOM FLIGHT     | 8       | 66.6                | 0:11.03            | 1:37.66 [4]          | 1:23.07 [8]          | 1:11.00 [8]          | 0:58.62 [8]          | 0:46.40 [7]          | 0:34.48 [8]          | 0:23.45 [7]          | 0:34.48 +1                |
|             |     | Adam Sewell        |         | 600m                | 600m               | (0:14.59)            | (0:12.07)            | (0:12.38)            | (0:12.22)            | (0:11.92)            | (0:11.03)            | (0:11.23)            |                           |
| 5           | 7   | CITIROC            | 1       | 66.0                | 0:11.07            | 1:37.66 [5]          | 1:23.61 [4]          | 1:11.62 [4]          | 0:59.18 [4]          | 0:46.92 [4]          | 0:34.89 [3]          | 0:23.82 [3]          | 0:34.89 +3                |
|             |     | Sean Cormack       |         | 600m                | 600m               | (0:14.05)            | (0:11.99)            | (0:12.44)            | (0:12.26)            | (0:12.03)            | (0:11.07)            | (0:11.41)            |                           |
| 6           | 5   | ROY'S ROAD         | 3       | 65.7                | 0:11.24            | 1:37.71 [6]          | 1:23.53 [5]          | 1:11.59 [5]          | 0:59.05 [5]          | 0:46.88 [5]          | 0:34.87 [5]          | 0:23.63 [5]          | 0:34.87 +4                |
|             |     | Brooke Johnson     |         | 600m                | 600m               | (0:14.18)            | (0:11.94)            | (0:12.54)            | (0:12.17)            | (0:12.01)            | (0:11.24)            | (0:11.36)            |                           |
| 7           | 2   | GENERAL WOLFFE     | 7       | 66.4                | 0:11.17            | 1:37.87 [7]          | 1:23.51 [6]          | 1:11.52 [7]          | 0:59.04 [7]          | 0:46.59 [8]          | 0:34.77 [7]          | 0:23.60 [8]          | 0:34.77 +3                |
|             |     | Tom Orr            |         | 400m                | 600m               | (0:14.36)            | (0:11.99)            | (0:12.48)            | (0:12.45)            | (0:11.82)            | (0:11.17)            | (0:11.18)            |                           |
| 8           | 8   | HOT SUMMER         | 2       | 63.8                | 0:11.43            | 1:38.45 [8]          | 1:24.71 [1]          | 1:12.89 [1]          | 1:00.53 [1]          | 0:48.33 [1]          | 0:36.09 [1]          | 0:24.66 [2]          | 0:36.09 -2                |
|             |     | Tahlia Fenlon      |         | 600m                | 600m               | (0:13.74)            | (0:11.82)            | (0:12.36)            | (0:12.20)            | (0:12.24)            | (0:11.43)            | (0:11.81)            |                           |



# Rockhampton Professional

## Race 6: BRISBANE AIRPORT HOTELS GROUP Class 4 Plate - 1600m

14 November 2025 - 16:44



Track Rating: Soft 6, Weather: Showers, Rail Position: 1.5 metre Entire Course

| Section     |     |                           |         |                  |                 | 200m        |         |  | Last 600m              |
|-------------|-----|---------------------------|---------|------------------|-----------------|-------------|---------|--|------------------------|
| Field Times |     |                           |         |                  |                 | 0:11.86     |         |  | 0:34.27                |
|             |     |                           |         |                  |                 | (0:11.86)   |         |  |                        |
| Rank        | TAB | Horse/Jockey              | Barrier | Top Speed [km/h] | Fastest Section |             | Margin  |  | Distance Travelled [m] |
| 1           | 3   | <b>HYDE PARK</b>          | 6       | 66.1             | 0:11.05         | 0:11.86 [1] | 1:36.63 |  | 0:34.23                |
|             |     | Les Tilley                |         | 400m             | 400m            | (0:11.86)   |         |  |                        |
| 2           | 1   | <b>JOURNALISM</b>         | 4       | 65.4             | 0:11.16         | 0:11.86 [3] | 3.17L   |  | 0:34.21 +1             |
|             |     | Nikki Olzard              |         | 600m             | 600m            | (0:11.86)   |         |  |                        |
| 3           | 6   | <b>DARLING CLEMENTINE</b> | 5       | 64.8             | 0:11.22         | 0:12.16 [4] | 5.57L   |  | 0:34.79 +3             |
|             |     | Warwick Satherley         |         | 600m             | 600m            | (0:12.16)   |         |  |                        |
| 4           | 4   | <b>PHANTOM FLIGHT</b>     | 8       | 66.6             | 0:11.03         | 0:12.22 [5] | 6.03L   |  | 0:34.48 +1             |
|             |     | Adam Sewell               |         | 600m             | 600m            | (0:12.22)   |         |  |                        |
| 5           | 7   | <b>CITIROC</b>            | 1       | 66.0             | 0:11.07         | 0:12.41 [2] | 6.05L   |  | 0:34.89 +3             |
|             |     | Sean Cormack              |         | 600m             | 600m            | (0:12.41)   |         |  |                        |
| 6           | 5   | <b>ROY'S ROAD</b>         | 3       | 65.7             | 0:11.24         | 0:12.27 [6] | 6.36L   |  | 0:34.87 +4             |
|             |     | Brooke Johnson            |         | 600m             | 600m            | (0:12.27)   |         |  |                        |
| 7           | 2   | <b>GENERAL WOLFFE</b>     | 7       | 66.4             | 0:11.17         | 0:12.42 [7] | 7.28L   |  | 0:34.77 +3             |
|             |     | Tom Orr                   |         | 400m             | 600m            | (0:12.42)   |         |  |                        |
| 8           | 8   | <b>HOT SUMMER</b>         | 2       | 63.8             | 0:11.43         | 0:12.85 [8] | 10.73L  |  | 0:36.09 -2             |
|             |     | Tahlia Fenlon             |         | 600m             | 600m            | (0:12.85)   |         |  |                        |



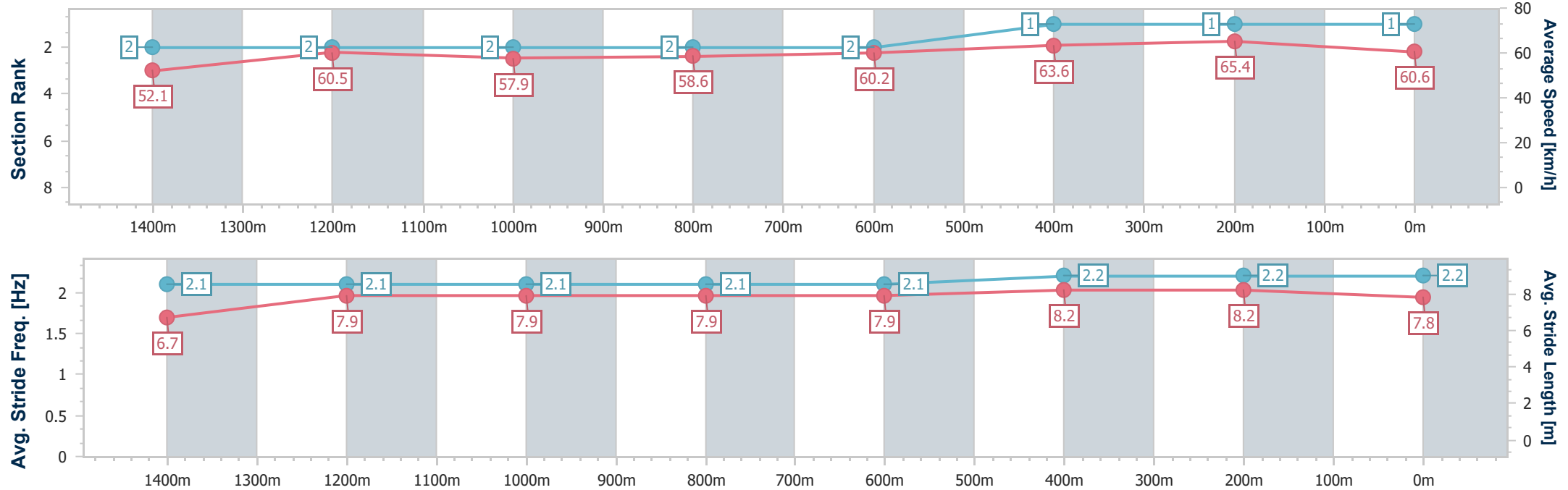
|                                |                |
|--------------------------------|----------------|
| Horse/Jockey Name              | Hyde Park      |
| Final Rank                     | 1              |
| Fastest Section Time (Section) | 0:11.05 (400m) |
| Top Speed [km/h] (Section)     | 66.1 (400m)    |
| Race State                     | Finished       |



RockhamptonProfessional  
Race 6: BRISBANE AIRPORT HOTELS GROUP Class 4 Plate - 1600m  
14 November 2025 - 16:44  
Track Rating: Soft 6, Weather: Showers, Rail Position: 1.5 metre Entire Course



| Section                | Overall                  | 1400m                    | 1200m                    | 1000m                    | 800m                     | 600m                     | 400m                     | 200m                     |  |  |  |  |  |
|------------------------|--------------------------|--------------------------|--------------------------|--------------------------|--------------------------|--------------------------|--------------------------|--------------------------|--|--|--|--|--|
| Section Times          | 1:36.63 [1]<br>(0:13.83) | 1:22.80 [2]<br>(0:11.90) | 1:10.90 [2]<br>(0:12.41) | 0:58.49 [2]<br>(0:12.26) | 0:46.23 [2]<br>(0:12.00) | 0:34.23 [2]<br>(0:11.32) | 0:22.91 [1]<br>(0:11.05) | 0:11.86 [1]<br>(0:11.86) |  |  |  |  |  |
| Average Speed [km/h]   | 52.1                     | 60.5                     | 57.9                     | 58.6                     | 60.2                     | 63.6                     | 65.4                     | 60.6                     |  |  |  |  |  |
| Top Speed [km/h]       | 59.6                     | 61.8                     | 59.1                     | 59.8                     | 61.8                     | 66.0                     | 66.1                     | 64.4                     |  |  |  |  |  |
| Avg. Dist. to Rail [m] | 4.1                      | 0.3                      | 0.3                      | 0.3                      | 0.6                      | 2.3                      | 2.1                      | 3.5                      |  |  |  |  |  |
| Avg. Stride Freq. [Hz] | 2.1                      | 2.1                      | 2.1                      | 2.1                      | 2.1                      | 2.2                      | 2.2                      | 2.2                      |  |  |  |  |  |
| Avg. Stride Length [m] | 6.7                      | 7.9                      | 7.9                      | 7.9                      | 7.9                      | 8.2                      | 8.2                      | 7.8                      |  |  |  |  |  |





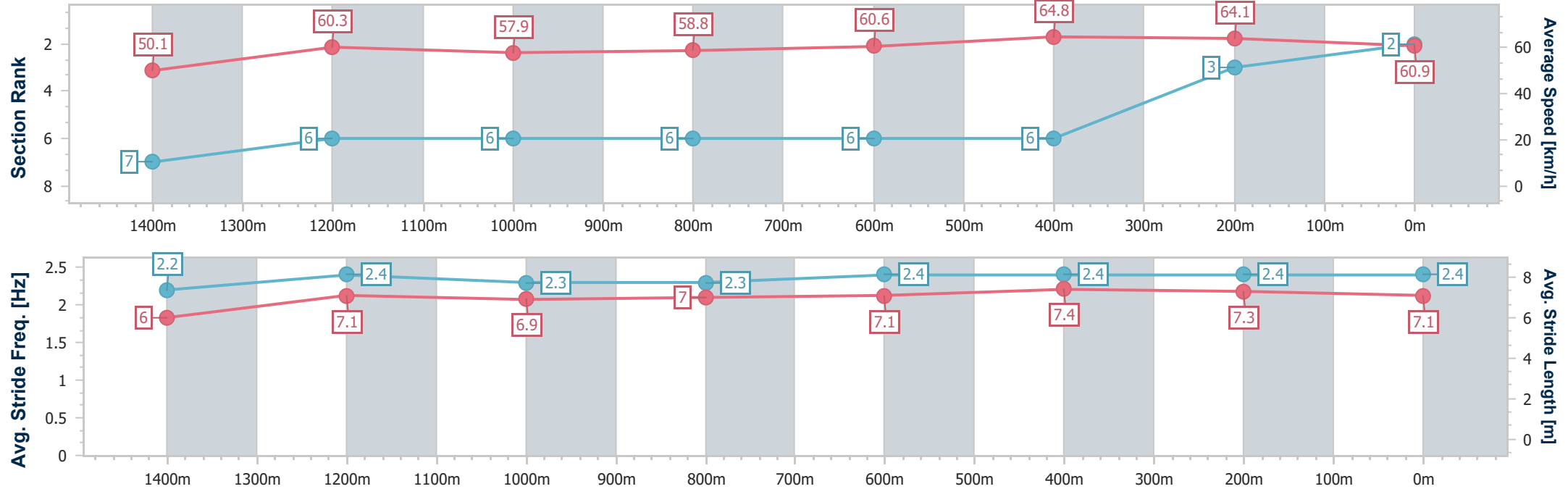
|                                |                |
|--------------------------------|----------------|
| Horse/Jockey Name              | Journalism     |
| Final Rank                     | 2              |
| Fastest Section Time (Section) | 0:11.16 (600m) |
| Top Speed [km/h] (Section)     | 65.4 (600m)    |
| Race State                     | Finished       |



RockhamptonProfessional  
Race 6: BRISBANE AIRPORT HOTELS GROUP Class 4 Plate -  
1600m  
14 November 2025 - 16:44  
Track Rating: Soft 6, Weather: Showers, Rail Position: 1.5 metre  
Entire Course



| Section                | Overall                  | 1400m                    | 1200m                    | 1000m                    | 800m                     | 600m                     | 400m                     | 200m                     |  |  |  |  |  |
|------------------------|--------------------------|--------------------------|--------------------------|--------------------------|--------------------------|--------------------------|--------------------------|--------------------------|--|--|--|--|--|
| Section Times          | 1:37.17 [2]<br>(0:14.40) | 1:22.77 [7]<br>(0:11.94) | 1:10.83 [6]<br>(0:12.44) | 0:58.39 [6]<br>(0:12.18) | 0:46.21 [6]<br>(0:12.00) | 0:34.21 [6]<br>(0:11.16) | 0:23.05 [6]<br>(0:11.19) | 0:11.86 [3]<br>(0:11.86) |  |  |  |  |  |
| Average Speed [km/h]   | 50.1                     | 60.3                     | 57.9                     | 58.8                     | 60.6                     | 64.8                     | 64.1                     | 60.9                     |  |  |  |  |  |
| Top Speed [km/h]       | 59.9                     | 60.9                     | 58.7                     | 60.3                     | 62.8                     | 65.4                     | 65.0                     | 63.4                     |  |  |  |  |  |
| Avg. Dist. to Rail [m] | 3.1                      | 0.9                      | 0.7                      | 0.6                      | 1.4                      | 2.0                      | 1.8                      | 3.0                      |  |  |  |  |  |
| Avg. Stride Freq. [Hz] | 2.2                      | 2.4                      | 2.3                      | 2.3                      | 2.4                      | 2.4                      | 2.4                      | 2.4                      |  |  |  |  |  |
| Avg. Stride Length [m] | 6.0                      | 7.1                      | 6.9                      | 7.0                      | 7.1                      | 7.4                      | 7.3                      | 7.1                      |  |  |  |  |  |



[ ] Ranking at each section and finish  
- - - - No data available at this section  
NA No data available





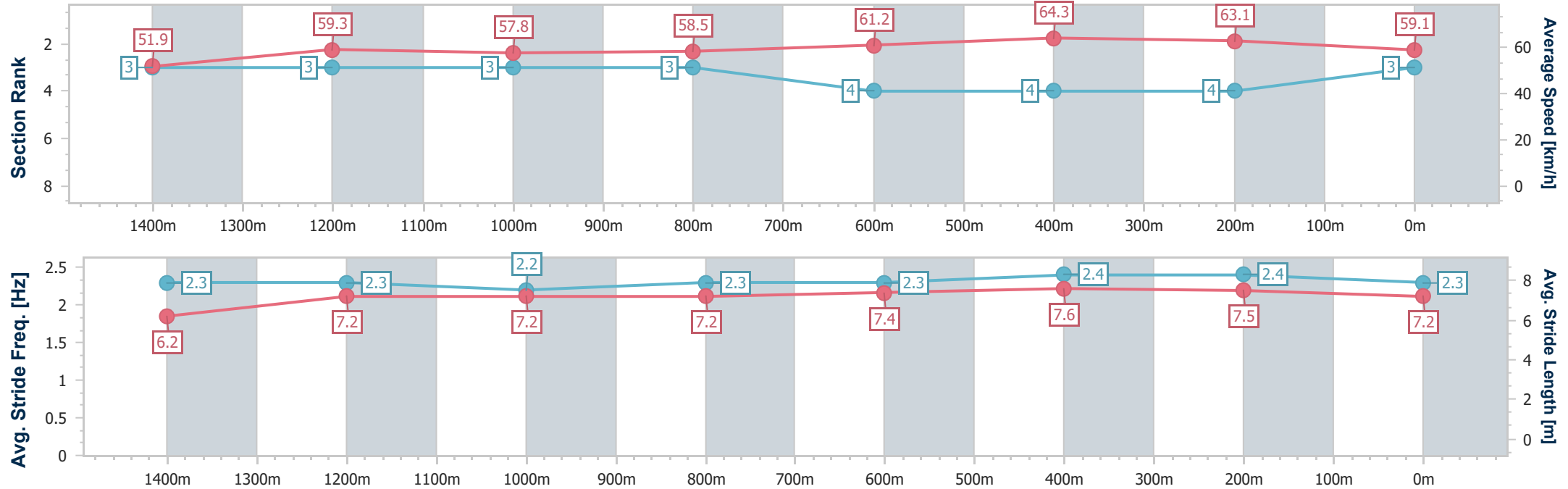
|                                |                    |
|--------------------------------|--------------------|
| Horse/Jockey Name              | Darling Clementine |
| Final Rank                     | 3                  |
| Fastest Section Time (Section) | 0:11.22 (600m)     |
| Top Speed [km/h] (Section)     | 64.8 (600m)        |
| Race State                     | Finished           |



RockhamptonProfessional  
Race 6: BRISBANE AIRPORT HOTELS GROUP Class 4 Plate - 1600m  
14 November 2025 - 16:44  
Track Rating: Soft 6, Weather: Showers, Rail Position: 1.5 metre Entire Course



| Section                | Overall                  | 1400m                    | 1200m                    | 1000m                    | 800m                     | 600m                     | 400m                     | 200m                     |  |  |  |  |  |
|------------------------|--------------------------|--------------------------|--------------------------|--------------------------|--------------------------|--------------------------|--------------------------|--------------------------|--|--|--|--|--|
| Section Times          | 1:37.58 [3]<br>(0:13.89) | 1:23.69 [3]<br>(0:12.10) | 1:11.59 [3]<br>(0:12.48) | 0:59.11 [3]<br>(0:12.24) | 0:46.87 [3]<br>(0:12.08) | 0:34.79 [4]<br>(0:11.22) | 0:23.57 [4]<br>(0:11.41) | 0:12.16 [4]<br>(0:12.16) |  |  |  |  |  |
| Average Speed [km/h]   | 51.9                     | 59.3                     | 57.8                     | 58.5                     | 61.2                     | 64.3                     | 63.1                     | 59.1                     |  |  |  |  |  |
| Top Speed [km/h]       | 61.1                     | 60.3                     | 58.7                     | 60.3                     | 63.9                     | 64.8                     | 64.1                     | 61.5                     |  |  |  |  |  |
| Avg. Dist. to Rail [m] | 2.4                      | 1.9                      | 1.5                      | 0.8                      | 3.0                      | 6.2                      | 6.9                      | 5.6                      |  |  |  |  |  |
| Avg. Stride Freq. [Hz] | 2.3                      | 2.3                      | 2.2                      | 2.3                      | 2.3                      | 2.4                      | 2.4                      | 2.3                      |  |  |  |  |  |
| Avg. Stride Length [m] | 6.2                      | 7.2                      | 7.2                      | 7.2                      | 7.4                      | 7.6                      | 7.5                      | 7.2                      |  |  |  |  |  |



[ ] Ranking at each section and finish  
-.-.- No data available at this section  
NA No data available



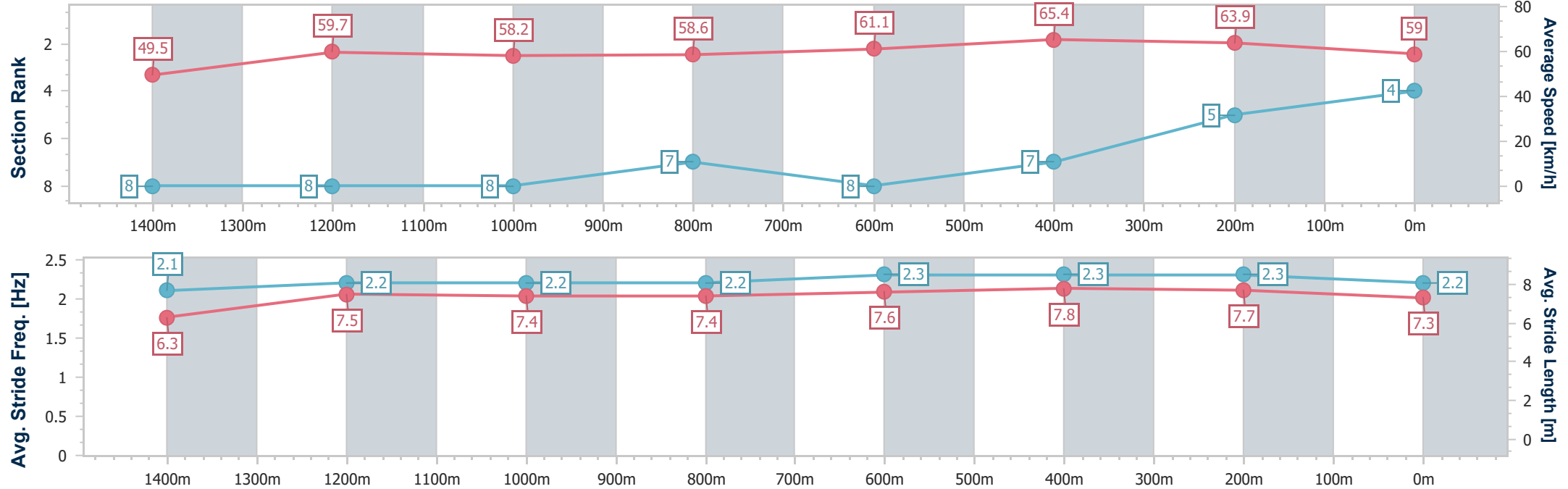
|                                |                |
|--------------------------------|----------------|
| Horse/Jockey Name              | Phantom Flight |
| Final Rank                     | 4              |
| Fastest Section Time (Section) | 0:11.03 (600m) |
| Top Speed [km/h] (Section)     | 66.6 (600m)    |
| Race State                     | Finished       |



RockhamptonProfessional  
Race 6: BRISBANE AIRPORT HOTELS GROUP Class 4 Plate - 1600m  
14 November 2025 - 16:44  
Track Rating: Soft 6, Weather: Showers, Rail Position: 1.5 metre Entire Course



| Section                | Overall                  | 1400m                    | 1200m                    | 1000m                    | 800m                     | 600m                     | 400m                     | 200m                     |  |  |  |  |  |  |
|------------------------|--------------------------|--------------------------|--------------------------|--------------------------|--------------------------|--------------------------|--------------------------|--------------------------|--|--|--|--|--|--|
| Section Times          | 1:37.66 [4]<br>(0:14.59) | 1:23.07 [8]<br>(0:12.07) | 1:11.00 [8]<br>(0:12.38) | 0:58.62 [8]<br>(0:12.22) | 0:46.40 [7]<br>(0:11.92) | 0:34.48 [8]<br>(0:11.03) | 0:23.45 [7]<br>(0:11.23) | 0:12.22 [5]<br>(0:12.22) |  |  |  |  |  |  |
| Average Speed [km/h]   | 49.5                     | 59.7                     | 58.2                     | 58.6                     | 61.1                     | 65.4                     | 63.9                     | 59.0                     |  |  |  |  |  |  |
| Top Speed [km/h]       | 60.3                     | 59.9                     | 59.4                     | 61.7                     | 62.9                     | 66.6                     | 65.7                     | 62.2                     |  |  |  |  |  |  |
| Avg. Dist. to Rail [m] | 5.5                      | 0.1                      | 0.3                      | 0.6                      | 1.2                      | 2.8                      | 4.0                      | 4.3                      |  |  |  |  |  |  |
| Avg. Stride Freq. [Hz] | 2.1                      | 2.2                      | 2.2                      | 2.2                      | 2.3                      | 2.3                      | 2.3                      | 2.2                      |  |  |  |  |  |  |
| Avg. Stride Length [m] | 6.3                      | 7.5                      | 7.4                      | 7.4                      | 7.6                      | 7.8                      | 7.7                      | 7.3                      |  |  |  |  |  |  |



[ ] Ranking at each section and finish  
-.-.- No data available at this section  
NA No data available



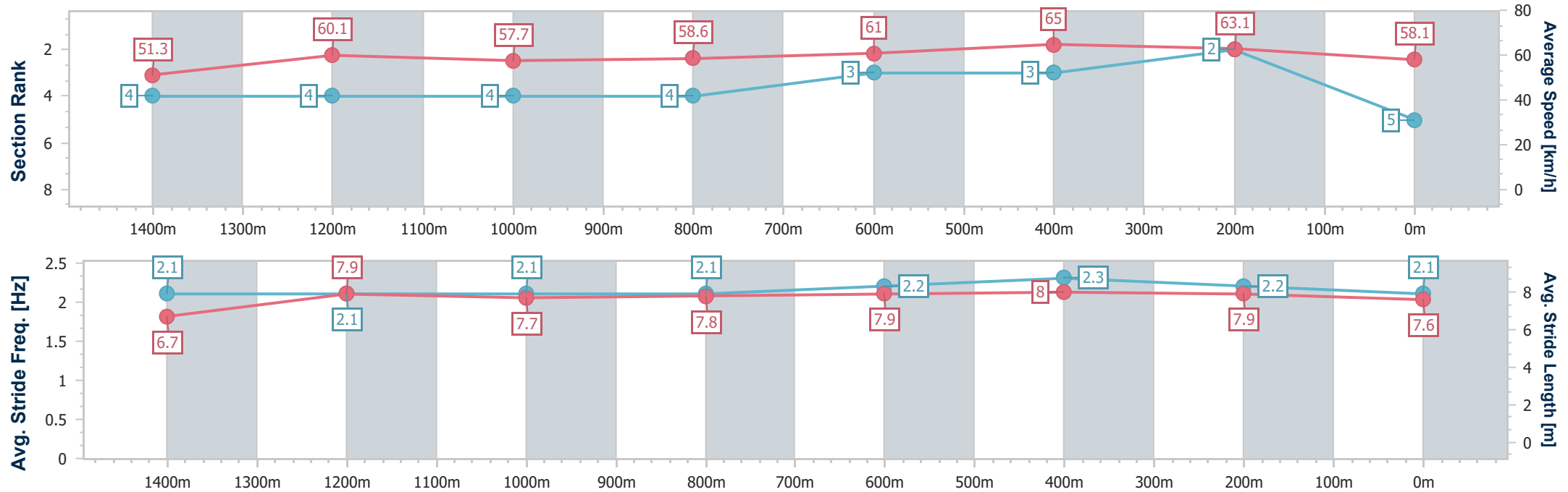
|                                |                |
|--------------------------------|----------------|
| Horse/Jockey Name              | Citiroc        |
| Final Rank                     | 5              |
| Fastest Section Time (Section) | 0:11.07 (600m) |
| Top Speed [km/h] (Section)     | 66.0 (600m)    |
| Race State                     | Finished       |



RockhamptonProfessional  
Race 6: BRISBANE AIRPORT HOTELS GROUP Class 4 Plate - 1600m  
14 November 2025 - 16:44  
Track Rating: Soft 6, Weather: Showers, Rail Position: 1.5 metre Entire Course



| Section                | Overall                  | 1400m                    | 1200m                    | 1000m                    | 800m                     | 600m                     | 400m                     | 200m                     |  |  |  |  |  |  |
|------------------------|--------------------------|--------------------------|--------------------------|--------------------------|--------------------------|--------------------------|--------------------------|--------------------------|--|--|--|--|--|--|
| Section Times          | 1:37.66 [5]<br>(0:14.05) | 1:23.61 [4]<br>(0:11.99) | 1:11.62 [4]<br>(0:12.44) | 0:59.18 [4]<br>(0:12.26) | 0:46.92 [4]<br>(0:12.03) | 0:34.89 [3]<br>(0:11.07) | 0:23.82 [3]<br>(0:11.41) | 0:12.41 [2]<br>(0:12.41) |  |  |  |  |  |  |
| Average Speed [km/h]   | 51.3                     | 60.1                     | 57.7                     | 58.6                     | 61.0                     | 65.0                     | 63.1                     | 58.1                     |  |  |  |  |  |  |
| Top Speed [km/h]       | 59.5                     | 61.1                     | 58.9                     | 59.7                     | 62.6                     | 66.0                     | 65.2                     | 61.3                     |  |  |  |  |  |  |
| Avg. Dist. to Rail [m] | 1.5                      | 0.8                      | 0.8                      | 0.6                      | 1.9                      | 4.7                      | 5.5                      | 5.8                      |  |  |  |  |  |  |
| Avg. Stride Freq. [Hz] | 2.1                      | 2.1                      | 2.1                      | 2.1                      | 2.2                      | 2.3                      | 2.2                      | 2.1                      |  |  |  |  |  |  |
| Avg. Stride Length [m] | 6.7                      | 7.9                      | 7.7                      | 7.8                      | 7.9                      | 8.0                      | 7.9                      | 7.6                      |  |  |  |  |  |  |



[ ] Ranking at each section and finish  
- - - - No data available at this section  
NA No data available



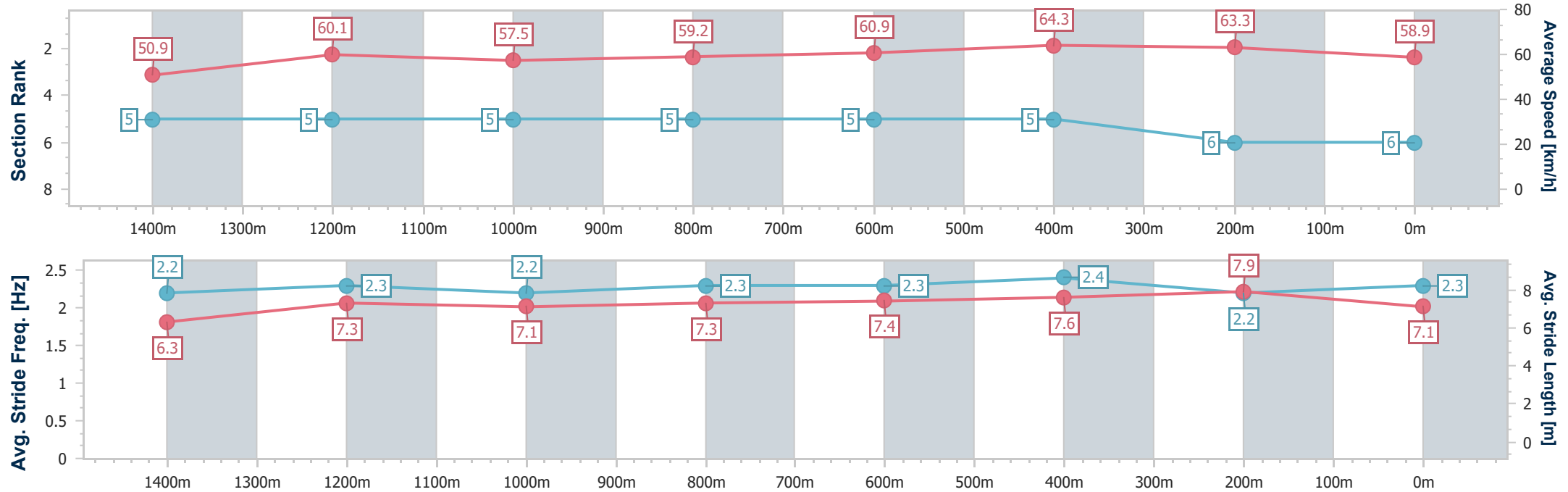
|                                |                |
|--------------------------------|----------------|
| Horse/Jockey Name              | Roy's Road     |
| Final Rank                     | 6              |
| Fastest Section Time (Section) | 0:11.24 (600m) |
| Top Speed [km/h] (Section)     | 65.7 (600m)    |
| Race State                     | Finished       |



RockhamptonProfessional  
Race 6: BRISBANE AIRPORT HOTELS GROUP Class 4 Plate - 1600m  
14 November 2025 - 16:44  
Track Rating: Soft 6, Weather: Showers, Rail Position: 1.5 metre Entire Course



| Section                | Overall                  | 1400m                    | 1200m                    | 1000m                    | 800m                     | 600m                     | 400m                     | 200m                     |  |  |  |  |  |
|------------------------|--------------------------|--------------------------|--------------------------|--------------------------|--------------------------|--------------------------|--------------------------|--------------------------|--|--|--|--|--|
| Section Times          | 1:37.71 [6]<br>(0:14.18) | 1:23.53 [5]<br>(0:11.94) | 1:11.59 [5]<br>(0:12.54) | 0:59.05 [5]<br>(0:12.17) | 0:46.88 [5]<br>(0:12.01) | 0:34.87 [5]<br>(0:11.24) | 0:23.63 [5]<br>(0:11.36) | 0:12.27 [6]<br>(0:12.27) |  |  |  |  |  |
| Average Speed [km/h]   | 50.9                     | 60.1                     | 57.5                     | 59.2                     | 60.9                     | 64.3                     | 63.3                     | 58.9                     |  |  |  |  |  |
| Top Speed [km/h]       | 60.7                     | 60.7                     | 58.9                     | 61.6                     | 62.2                     | 65.7                     | 64.7                     | 61.4                     |  |  |  |  |  |
| Avg. Dist. to Rail [m] | 2.2                      | 0.2                      | 0.2                      | 0.4                      | 1.9                      | 5.0                      | 7.9                      | 7.7                      |  |  |  |  |  |
| Avg. Stride Freq. [Hz] | 2.2                      | 2.3                      | 2.2                      | 2.3                      | 2.3                      | 2.4                      | 2.2                      | 2.3                      |  |  |  |  |  |
| Avg. Stride Length [m] | 6.3                      | 7.3                      | 7.1                      | 7.3                      | 7.4                      | 7.6                      | 7.9                      | 7.1                      |  |  |  |  |  |





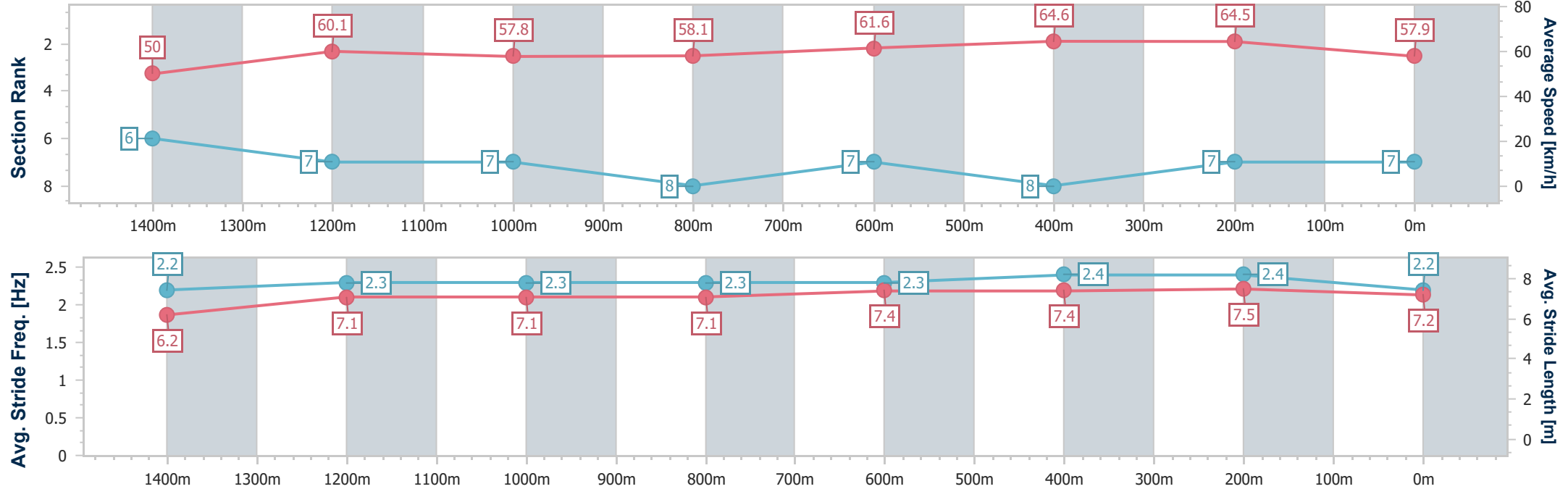
|                                |                |
|--------------------------------|----------------|
| Horse/Jockey Name              | General Wolffe |
| Final Rank                     | 7              |
| Fastest Section Time (Section) | 0:11.17 (600m) |
| Top Speed [km/h] (Section)     | 66.4 (400m)    |
| Race State                     | Finished       |



RockhamptonProfessional  
Race 6: BRISBANE AIRPORT HOTELS GROUP Class 4 Plate - 1600m  
14 November 2025 - 16:44  
Track Rating: Soft 6, Weather: Showers, Rail Position: 1.5 metre Entire Course



| Section                | Overall                  | 1400m                    | 1200m                    | 1000m                    | 800m                     | 600m                     | 400m                     | 200m                     |  |  |  |  |  |
|------------------------|--------------------------|--------------------------|--------------------------|--------------------------|--------------------------|--------------------------|--------------------------|--------------------------|--|--|--|--|--|
| Section Times          | 1:37.87 [7]<br>(0:14.36) | 1:23.51 [6]<br>(0:11.99) | 1:11.52 [7]<br>(0:12.48) | 0:59.04 [7]<br>(0:12.45) | 0:46.59 [8]<br>(0:11.82) | 0:34.77 [7]<br>(0:11.17) | 0:23.60 [8]<br>(0:11.18) | 0:12.42 [7]<br>(0:12.42) |  |  |  |  |  |
| Average Speed [km/h]   | 50.0                     | 60.1                     | 57.8                     | 58.1                     | 61.6                     | 64.6                     | 64.5                     | 57.9                     |  |  |  |  |  |
| Top Speed [km/h]       | 59.9                     | 60.4                     | 59.4                     | 62.3                     | 63.4                     | 66.4                     | 66.4                     | 62.0                     |  |  |  |  |  |
| Avg. Dist. to Rail [m] | 4.7                      | 0.3                      | 0.3                      | 0.7                      | 1.7                      | 3.3                      | 5.0                      | 6.2                      |  |  |  |  |  |
| Avg. Stride Freq. [Hz] | 2.2                      | 2.3                      | 2.3                      | 2.3                      | 2.3                      | 2.4                      | 2.4                      | 2.2                      |  |  |  |  |  |
| Avg. Stride Length [m] | 6.2                      | 7.1                      | 7.1                      | 7.1                      | 7.4                      | 7.4                      | 7.5                      | 7.2                      |  |  |  |  |  |





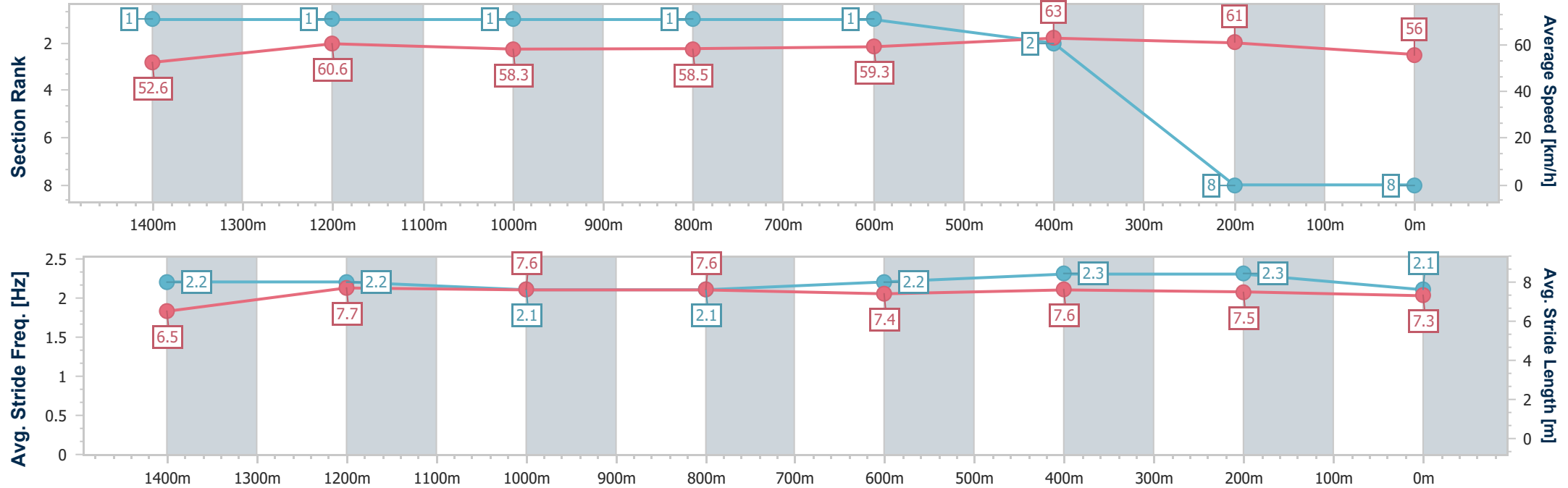
|                                |                |
|--------------------------------|----------------|
| Horse/Jockey Name              | Hot Summer     |
| Final Rank                     | 8              |
| Fastest Section Time (Section) | 0:11.43 (600m) |
| Top Speed [km/h] (Section)     | 63.8 (600m)    |
| Race State                     | Finished       |



RockhamptonProfessional  
Race 6: BRISBANE AIRPORT HOTELS GROUP Class 4 Plate - 1600m  
14 November 2025 - 16:44  
Track Rating: Soft 6, Weather: Showers, Rail Position: 1.5 metre Entire Course



| Section                | Overall                  | 1400m                    | 1200m                    | 1000m                    | 800m                     | 600m                     | 400m                     | 200m                     |  |  |  |  |  |
|------------------------|--------------------------|--------------------------|--------------------------|--------------------------|--------------------------|--------------------------|--------------------------|--------------------------|--|--|--|--|--|
| Section Times          | 1:38.45 [8]<br>(0:13.74) | 1:24.71 [1]<br>(0:11.82) | 1:12.89 [1]<br>(0:12.36) | 1:00.53 [1]<br>(0:12.20) | 0:48.33 [1]<br>(0:12.24) | 0:36.09 [1]<br>(0:11.43) | 0:24.66 [2]<br>(0:11.81) | 0:12.85 [8]<br>(0:12.85) |  |  |  |  |  |
| Average Speed [km/h]   | 52.6                     | 60.6                     | 58.3                     | 58.5                     | 59.3                     | 63.0                     | 61.0                     | 56.0                     |  |  |  |  |  |
| Top Speed [km/h]       | 61.0                     | 61.5                     | 59.7                     | 59.3                     | 61.5                     | 63.8                     | 63.4                     | 59.7                     |  |  |  |  |  |
| Avg. Dist. to Rail [m] | 2.3                      | 2.1                      | 2.4                      | 2.0                      | 1.0                      | 3.5                      | 3.9                      | 3.0                      |  |  |  |  |  |
| Avg. Stride Freq. [Hz] | 2.2                      | 2.2                      | 2.1                      | 2.1                      | 2.2                      | 2.3                      | 2.3                      | 2.1                      |  |  |  |  |  |
| Avg. Stride Length [m] | 6.5                      | 7.7                      | 7.6                      | 7.6                      | 7.4                      | 7.6                      | 7.5                      | 7.3                      |  |  |  |  |  |





# Rockhampton Professional

## Race 7: BROWN BROTHERS BENCHMARK 55 Handicap - 1400m

14 November 2025 - 17:19



Track Rating: Soft 6, Weather: Showers, Rail Position: 1.5 metre Entire Course

| Section     |     |                      |         |                     |                    | Overall              | 1200m                | 1000m                | 800m                 | 600m                 | 400m                 | Last 600m |                           |
|-------------|-----|----------------------|---------|---------------------|--------------------|----------------------|----------------------|----------------------|----------------------|----------------------|----------------------|-----------|---------------------------|
| Field Times |     |                      |         |                     |                    | 1:22.19<br>(0:11.72) | 1:10.47<br>(0:11.07) | 0:59.40<br>(0:11.55) | 0:47.85<br>(0:12.06) | 0:35.79<br>(0:11.77) | 0:24.02<br>(0:11.68) | 0:35.79   |                           |
| Rank        | TAB | Horse/Jockey         | Barrier | Top Speed<br>[km/h] | Fastest<br>Section |                      |                      |                      |                      |                      |                      |           | Distance<br>Travelled [m] |
| 1           | 3   | BOLD HUSSAR          | 2       | 65.9                | 0:11.08            | 1:22.19 [1]          | 1:09.84 [7]          | 0:58.76 [7]          | 0:46.95 [7]          | 0:34.99 [8]          | 0:23.61 [8]          | 0:34.99   |                           |
|             |     | Ashley Butler        |         | 1200m               | 1200m              | (0:12.35)            | (0:11.08)            | (0:11.81)            | (0:11.96)            | (0:11.38)            | (0:11.28)            |           |                           |
| 2           | 10  | RUN FRED A RUN       | 5       | 67.1                | 0:11.02            | 1:22.21 [2]          | 1:10.13 [4]          | 0:59.11 [4]          | 0:47.31 [5]          | 0:35.36 [5]          | 0:23.86 [4]          | 0:35.36   | +4                        |
|             |     | Chris McIver         |         | 1200m               | 1200m              | (0:12.08)            | (0:11.02)            | (0:11.80)            | (0:11.95)            | (0:11.50)            | (0:11.50)            |           |                           |
| 3           | 11  | JAY BEE ELL          | 7       | 65.5                | 0:11.16            | 1:22.21 [3]          | 1:09.65 [9]          | 0:58.49 [9]          | 0:46.68 [9]          | 0:34.87 [9]          | 0:23.62 [9]          | 0:34.87   | +4                        |
|             |     | Adam Sewell          |         | 1200m               | 1200m              | (0:12.56)            | (0:11.16)            | (0:11.81)            | (0:11.81)            | (0:11.25)            | (0:11.27)            |           |                           |
| 4           | 4   | HE'S THE ONE         | 4       | 66.3                | 0:11.11            | 1:22.45 [4]          | 1:10.06 [8]          | 0:58.95 [8]          | 0:47.21 [8]          | 0:35.34 [7]          | 0:23.87 [7]          | 0:35.34   | +4                        |
|             |     | Jason Taylor         |         | 1200m               | 1200m              | (0:12.39)            | (0:11.11)            | (0:11.74)            | (0:11.87)            | (0:11.47)            | (0:11.45)            |           |                           |
| 5           | 5   | SOUTHAVEN            | 1       | 66.8                | 0:11.02            | 1:22.63 [5]          | 1:10.46 [6]          | 0:59.44 [6]          | 0:47.61 [6]          | 0:35.64 [6]          | 0:24.14 [6]          | 0:35.64   | +1                        |
|             |     | Sean Cormack         |         | 1200m               | 1200m              | (0:12.17)            | (0:11.02)            | (0:11.83)            | (0:11.97)            | (0:11.50)            | (0:11.60)            |           |                           |
| 6           | 1   | PRESSZORA            | 10      | 68.1                | 0:11.07            | 1:22.73 [6]          | 1:11.01 [1]          | 0:59.94 [1]          | 0:48.31 [2]          | 0:36.33 [1]          | 0:24.56 [1]          | 0:36.33   | +0                        |
|             |     | Tom Orr              |         | Overall             | 1200m              | (0:11.72)            | (0:11.07)            | (0:11.63)            | (0:11.98)            | (0:11.77)            | (0:11.68)            |           |                           |
| 7           | 6   | BELLE'S BOY          | 3       | 67.9                | 0:11.09            | 1:23.07 [7]          | 1:11.18 [3]          | 1:00.09 [3]          | 0:48.32 [3]          | 0:36.40 [3]          | 0:24.78 [2]          | 0:36.40   | -1                        |
|             |     | Warwick Satherley    |         | Overall             | 1200m              | (0:11.89)            | (0:11.09)            | (0:11.77)            | (0:11.92)            | (0:11.62)            | (0:11.70)            |           |                           |
| 8           | 9   | SUPER TALON          | 8       | 67.3                | 0:11.08            | 1:23.16 [8]          | 1:10.18 [10]         | 0:59.10 [10]         | 0:47.49 [10]         | 0:35.68 [10]         | 0:24.37 [10]         | 0:35.68   | -1                        |
|             |     | Natalea Summers      |         | 600m                | 1200m              | (0:12.98)            | (0:11.08)            | (0:11.61)            | (0:11.81)            | (0:11.31)            | (0:11.44)            |           |                           |
| 9           | 2   | QUEST OF QUESTS      | 9       | 67.4                | 0:10.97            | 1:23.28 [9]          | 1:11.14 [5]          | 1:00.17 [5]          | 0:48.51 [4]          | 0:36.52 [4]          | 0:24.91 [5]          | 0:36.52   | +4                        |
|             |     | Les Tilley           |         | 1200m               | 1200m              | (0:12.14)            | (0:10.97)            | (0:11.66)            | (0:11.99)            | (0:11.61)            | (0:11.85)            |           |                           |
| 10          | 8   | MAKING HISTORY       | 6       | 68.5                | 0:11.01            | 1:24.89 [10]         | 1:13.06 [2]          | 1:02.05 [2]          | 0:50.55 [1]          | 0:38.47 [2]          | 0:26.54 [3]          | 0:38.47   | +4                        |
|             |     | Raul Silvera Olivera |         | Overall             | 1200m              | (0:11.83)            | (0:11.01)            | (0:11.50)            | (0:12.08)            | (0:11.93)            | (0:12.54)            |           |                           |

Scratched: Bugden (#7)



# Rockhampton Professional

## Race 7: BROWN BROTHERS BENCHMARK 55 Handicap - 1400m

14 November 2025 - 17:19



Track Rating: Soft 6, Weather: Showers, Rail Position: 1.5 metre Entire Course

| Section<br>Field Times |     |   |         | 200m<br>0:12.34<br>(0:12.34) |                    |                           |  | Last 600m<br>0:35.79      |  |
|------------------------|-----|---|---------|------------------------------|--------------------|---------------------------|--|---------------------------|--|
| Rank                   | TAB | Horse/Jockey                                  | Barrier | Top Speed<br>[km/h]          | Fastest<br>Section | Margin                    |  | Distance<br>Travelled [m] |  |
| 1                      | 3   | <b>BOLD HUSSAR</b><br>Ashley Butler           | 2       | 65.9<br>1200m                | 0:11.08<br>1200m   | 0:12.33 [4]<br>(0:12.33)  |  | 1:22.19<br>0:34.99        |  |
| 2                      | 10  | <b>RUN FRED A RUN</b><br>Chris McIver         | 5       | 67.1<br>1200m                | 0:11.02<br>1200m   | 0:12.36 [1]<br>(0:12.36)  |  | 0.15L<br>0:35.36          |  |
| 3                      | 11  | <b>JAY BEE ELL</b><br>Adam Sewell             | 7       | 65.5<br>1200m                | 0:11.16<br>1200m   | 0:12.35 [3]<br>(0:12.35)  |  | 0.16L<br>0:34.87          |  |
| 4                      | 4   | <b>HE'S THE ONE</b><br>Jason Taylor           | 4       | 66.3<br>1200m                | 0:11.11<br>1200m   | 0:12.42 [6]<br>(0:12.42)  |  | 1.54L<br>0:35.34          |  |
| 5                      | 5   | <b>SOUTHAVEN</b><br>Sean Cormack              | 1       | 66.8<br>1200m                | 0:11.02<br>1200m   | 0:12.54 [7]<br>(0:12.54)  |  | 2.61L<br>0:35.64          |  |
| 6                      | 1   | <b>PRESSZORA</b><br>Tom Orr                   | 10      | 68.1<br>Overall              | 0:11.07<br>1200m   | 0:12.88 [2]<br>(0:12.88)  |  | 3.21L<br>0:36.33          |  |
| 7                      | 6   | <b>BELLE'S BOY</b><br>Warwick Satherley       | 3       | 67.9<br>Overall              | 0:11.09<br>1200m   | 0:13.08 [5]<br>(0:13.08)  |  | 5.22L<br>0:36.40          |  |
| 8                      | 9   | <b>SUPER TALON</b><br>Natalea Summers         | 8       | 67.3<br>600m                 | 0:11.08<br>1200m   | 0:12.93 [9]<br>(0:12.93)  |  | 5.73L<br>0:35.68          |  |
| 9                      | 2   | <b>QUEST OF QUESTS</b><br>Les Tilley          | 9       | 67.4<br>1200m                | 0:10.97<br>1200m   | 0:13.06 [8]<br>(0:13.06)  |  | 6.41L<br>0:36.52          |  |
| 10                     | 8   | <b>MAKING HISTORY</b><br>Raul Silvera Olivera | 6       | 68.5<br>Overall              | 0:11.01<br>1200m   | 0:14.00 [10]<br>(0:14.00) |  | 15.9L<br>0:38.47          |  |

Scratched: Bugden (#7)





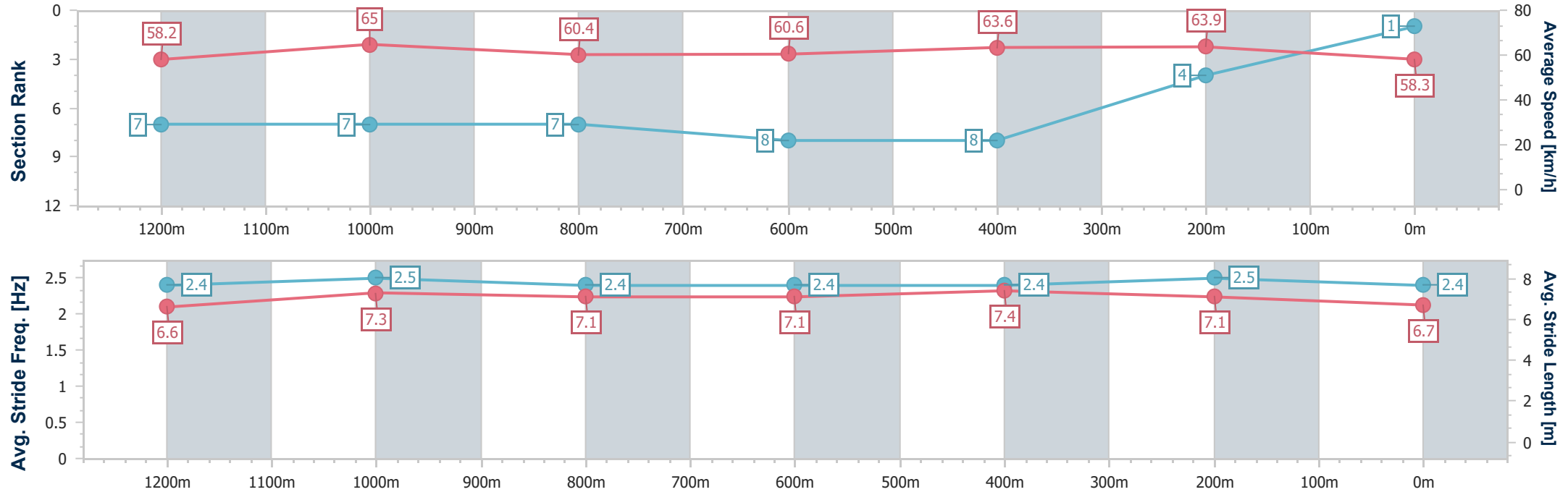
|                                |                 |
|--------------------------------|-----------------|
| Horse/Jockey Name              | Bold Hussar     |
| Final Rank                     | 1               |
| Fastest Section Time (Section) | 0:11.08 (1200m) |
| Top Speed [km/h] (Section)     | 65.9 (1200m)    |
| Race State                     | Finished        |



RockhamptonProfessional  
Race 7: BROWN BROTHERS BENCHMARK 55 Handicap - 1400m  
14 November 2025 - 17:19  
Track Rating: Soft 6, Weather: Showers, Rail Position: 1.5 metre Entire Course



| Section                | Overall                  | 1200m                    | 1000m                    | 800m                     | 600m                     | 400m                     | 200m                     |  |  |  |  |  |  |
|------------------------|--------------------------|--------------------------|--------------------------|--------------------------|--------------------------|--------------------------|--------------------------|--|--|--|--|--|--|
| Section Times          | 1:22.19 [1]<br>(0:12.35) | 1:09.84 [7]<br>(0:11.08) | 0:58.76 [7]<br>(0:11.81) | 0:46.95 [7]<br>(0:11.96) | 0:34.99 [8]<br>(0:11.38) | 0:23.61 [8]<br>(0:11.28) | 0:12.33 [4]<br>(0:12.33) |  |  |  |  |  |  |
| Average Speed [km/h]   | 58.2                     | 65.0                     | 60.4                     | 60.6                     | 63.6                     | 63.9                     | 58.3                     |  |  |  |  |  |  |
| Top Speed [km/h]       | 65.0                     | 65.9                     | 63.0                     | 61.9                     | 64.7                     | 65.1                     | 61.9                     |  |  |  |  |  |  |
| Avg. Dist. to Rail [m] | 1.1                      | 1.4                      | 1.3                      | 1.2                      | 4.6                      | 7.4                      | 8.2                      |  |  |  |  |  |  |
| Avg. Stride Freq. [Hz] | 2.4                      | 2.5                      | 2.4                      | 2.4                      | 2.4                      | 2.5                      | 2.4                      |  |  |  |  |  |  |
| Avg. Stride Length [m] | 6.6                      | 7.3                      | 7.1                      | 7.1                      | 7.4                      | 7.1                      | 6.7                      |  |  |  |  |  |  |



[ ] Ranking at each section and finish  
-.-.- No data available at this section  
NA No data available



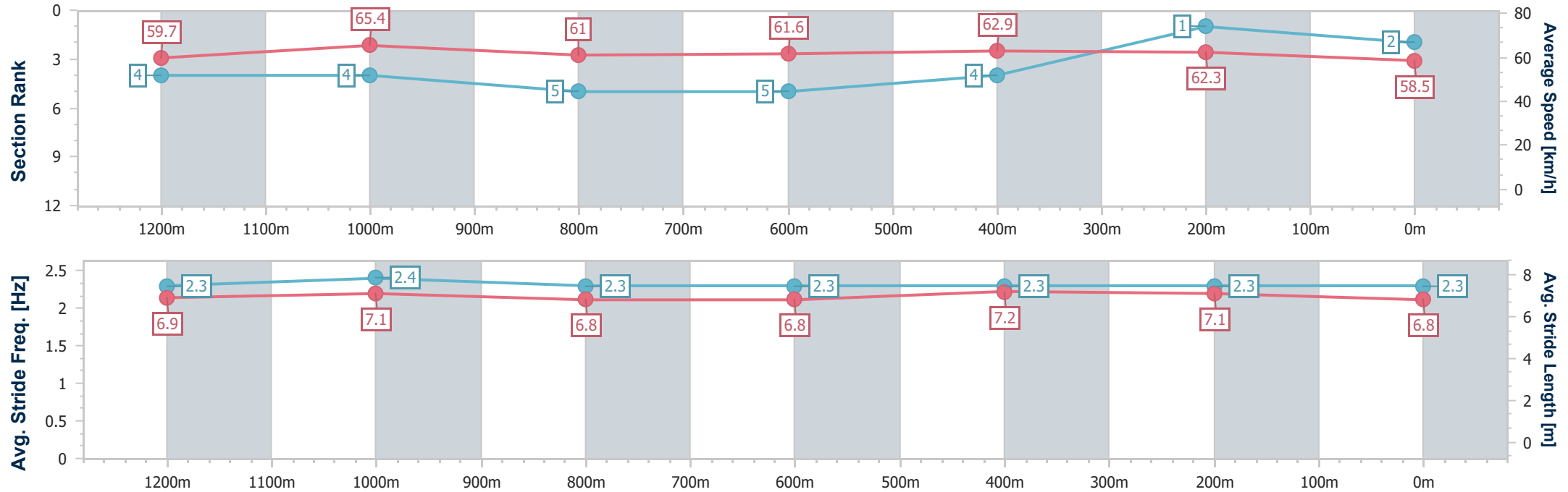
|                                |                 |
|--------------------------------|-----------------|
| Horse/Jockey Name              | Run Freda Run   |
| Final Rank                     | 2               |
| Fastest Section Time (Section) | 0:11.02 (1200m) |
| Top Speed [km/h] (Section)     | 67.1 (1200m)    |
| Race State                     | Finished        |



RockhamptonProfessional  
Race 7: BROWN BROTHERS BENCHMARK 55 Handicap - 1400m  
14 November 2025 - 17:19  
Track Rating: Soft 6, Weather: Showers, Rail Position: 1.5 metre Entire Course



| Section                | Overall                  | 1200m                    | 1000m                    | 800m                     | 600m                     | 400m                     | 200m                     |  |  |  |  |  |  |
|------------------------|--------------------------|--------------------------|--------------------------|--------------------------|--------------------------|--------------------------|--------------------------|--|--|--|--|--|--|
| Section Times          | 1:22.21 [2]<br>(0:12.08) | 1:10.13 [4]<br>(0:11.02) | 0:59.11 [4]<br>(0:11.80) | 0:47.31 [5]<br>(0:11.95) | 0:35.36 [5]<br>(0:11.50) | 0:23.86 [4]<br>(0:11.50) | 0:12.36 [1]<br>(0:12.36) |  |  |  |  |  |  |
| Average Speed [km/h]   | 59.7                     | 65.4                     | 61.0                     | 61.6                     | 62.9                     | 62.3                     | 58.5                     |  |  |  |  |  |  |
| Top Speed [km/h]       | 67.0                     | 67.1                     | 63.8                     | 62.1                     | 63.4                     | 63.5                     | 61.1                     |  |  |  |  |  |  |
| Avg. Dist. to Rail [m] | 2.8                      | 0.5                      | 0.6                      | 2.4                      | 5.8                      | 7.3                      | 7.3                      |  |  |  |  |  |  |
| Avg. Stride Freq. [Hz] | 2.3                      | 2.4                      | 2.3                      | 2.3                      | 2.3                      | 2.3                      | 2.3                      |  |  |  |  |  |  |
| Avg. Stride Length [m] | 6.9                      | 7.1                      | 6.8                      | 6.8                      | 7.2                      | 7.1                      | 6.8                      |  |  |  |  |  |  |



[ ] Ranking at each section and finish  
-.-.- No data available at this section  
NA No data available



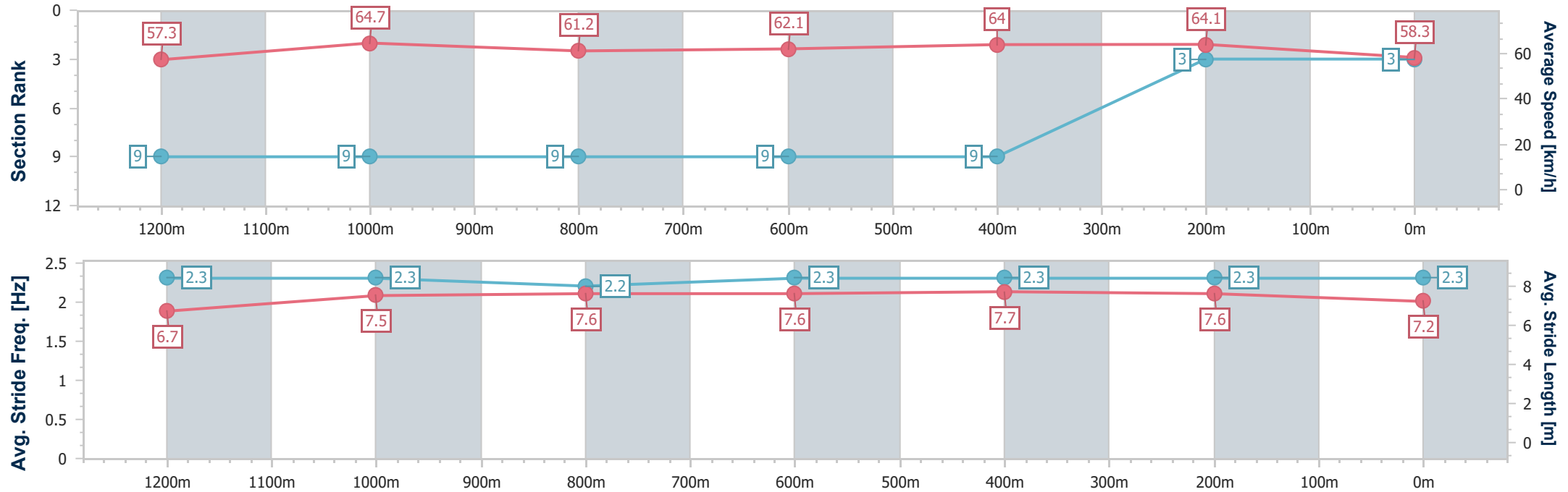
|                                |                 |
|--------------------------------|-----------------|
| Horse/Jockey Name              | Jay Bee Ell     |
| Final Rank                     | 3               |
| Fastest Section Time (Section) | 0:11.16 (1200m) |
| Top Speed [km/h] (Section)     | 65.5 (1200m)    |
| Race State                     | Finished        |



RockhamptonProfessional  
Race 7: BROWN BROTHERS BENCHMARK 55 Handicap - 1400m  
14 November 2025 - 17:19  
Track Rating: Soft 6, Weather: Showers, Rail Position: 1.5 metre Entire Course



| Section                | Overall                  | 1200m                    | 1000m                    | 800m                     | 600m                     | 400m                     | 200m                     |  |  |  |  |  |  |
|------------------------|--------------------------|--------------------------|--------------------------|--------------------------|--------------------------|--------------------------|--------------------------|--|--|--|--|--|--|
| Section Times          | 1:22.21 [3]<br>(0:12.56) | 1:09.65 [9]<br>(0:11.16) | 0:58.49 [9]<br>(0:11.81) | 0:46.68 [9]<br>(0:11.81) | 0:34.87 [9]<br>(0:11.25) | 0:23.62 [9]<br>(0:11.27) | 0:12.35 [3]<br>(0:12.35) |  |  |  |  |  |  |
| Average Speed [km/h]   | 57.3                     | 64.7                     | 61.2                     | 62.1                     | 64.0                     | 64.1                     | 58.3                     |  |  |  |  |  |  |
| Top Speed [km/h]       | 64.6                     | 65.5                     | 64.0                     | 63.0                     | 65.0                     | 65.2                     | 61.0                     |  |  |  |  |  |  |
| Avg. Dist. to Rail [m] | 3.4                      | 0.5                      | 0.6                      | 2.3                      | 6.4                      | 9.6                      | 10.6                     |  |  |  |  |  |  |
| Avg. Stride Freq. [Hz] | 2.3                      | 2.3                      | 2.2                      | 2.3                      | 2.3                      | 2.3                      | 2.3                      |  |  |  |  |  |  |
| Avg. Stride Length [m] | 6.7                      | 7.5                      | 7.6                      | 7.6                      | 7.7                      | 7.6                      | 7.2                      |  |  |  |  |  |  |





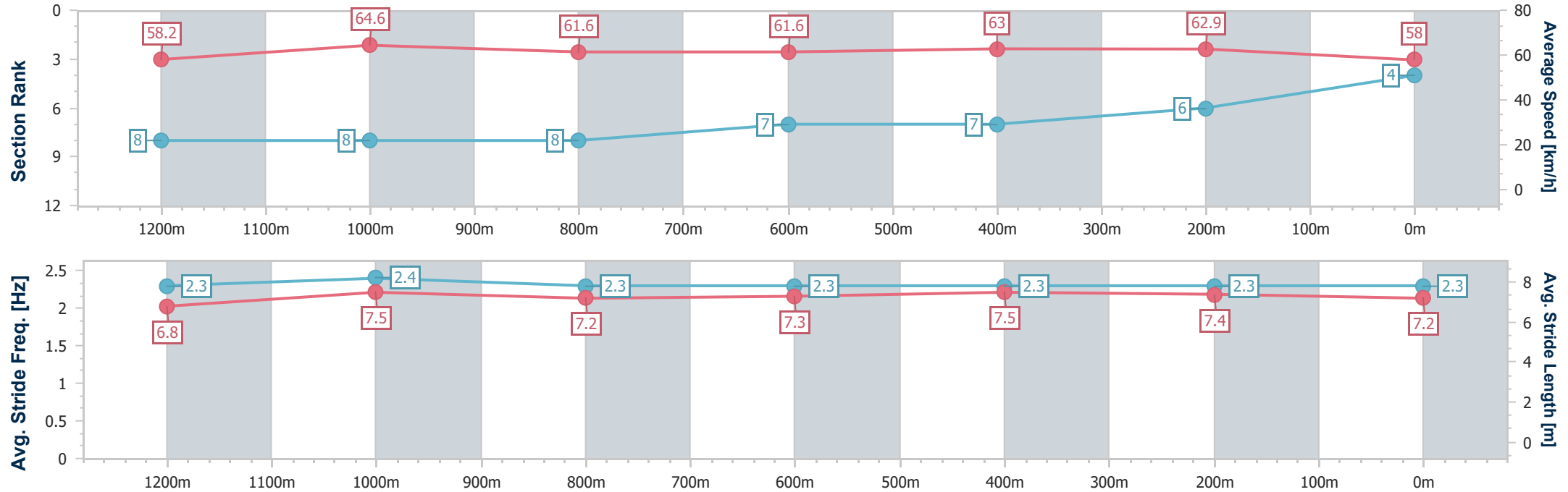
|                                |                 |
|--------------------------------|-----------------|
| Horse/Jockey Name              | He's The One    |
| Final Rank                     | 4               |
| Fastest Section Time (Section) | 0:11.11 (1200m) |
| Top Speed [km/h] (Section)     | 66.3 (1200m)    |
| Race State                     | Finished        |



RockhamptonProfessional  
Race 7: BROWN BROTHERS BENCHMARK 55 Handicap - 1400m  
14 November 2025 - 17:19  
Track Rating: Soft 6, Weather: Showers, Rail Position: 1.5 metre Entire Course



| Section                | Overall                  | 1200m                    | 1000m                    | 800m                     | 600m                     | 400m                     | 200m                     |  |  |  |  |  |  |
|------------------------|--------------------------|--------------------------|--------------------------|--------------------------|--------------------------|--------------------------|--------------------------|--|--|--|--|--|--|
| Section Times          | 1:22.45 [4]<br>(0:12.39) | 1:10.06 [8]<br>(0:11.11) | 0:58.95 [8]<br>(0:11.74) | 0:47.21 [8]<br>(0:11.87) | 0:35.34 [7]<br>(0:11.47) | 0:23.87 [7]<br>(0:11.45) | 0:12.42 [6]<br>(0:12.42) |  |  |  |  |  |  |
| Average Speed [km/h]   | 58.2                     | 64.6                     | 61.6                     | 61.6                     | 63.0                     | 62.9                     | 58.0                     |  |  |  |  |  |  |
| Top Speed [km/h]       | 65.7                     | 66.3                     | 65.7                     | 63.3                     | 64.0                     | 64.0                     | 59.6                     |  |  |  |  |  |  |
| Avg. Dist. to Rail [m] | 1.3                      | 0.3                      | 0.5                      | 2.5                      | 6.0                      | 8.6                      | 10.5                     |  |  |  |  |  |  |
| Avg. Stride Freq. [Hz] | 2.3                      | 2.4                      | 2.3                      | 2.3                      | 2.3                      | 2.3                      | 2.3                      |  |  |  |  |  |  |
| Avg. Stride Length [m] | 6.8                      | 7.5                      | 7.2                      | 7.3                      | 7.5                      | 7.4                      | 7.2                      |  |  |  |  |  |  |



[ ] Ranking at each section and finish  
-.-.- No data available at this section  
NA No data available



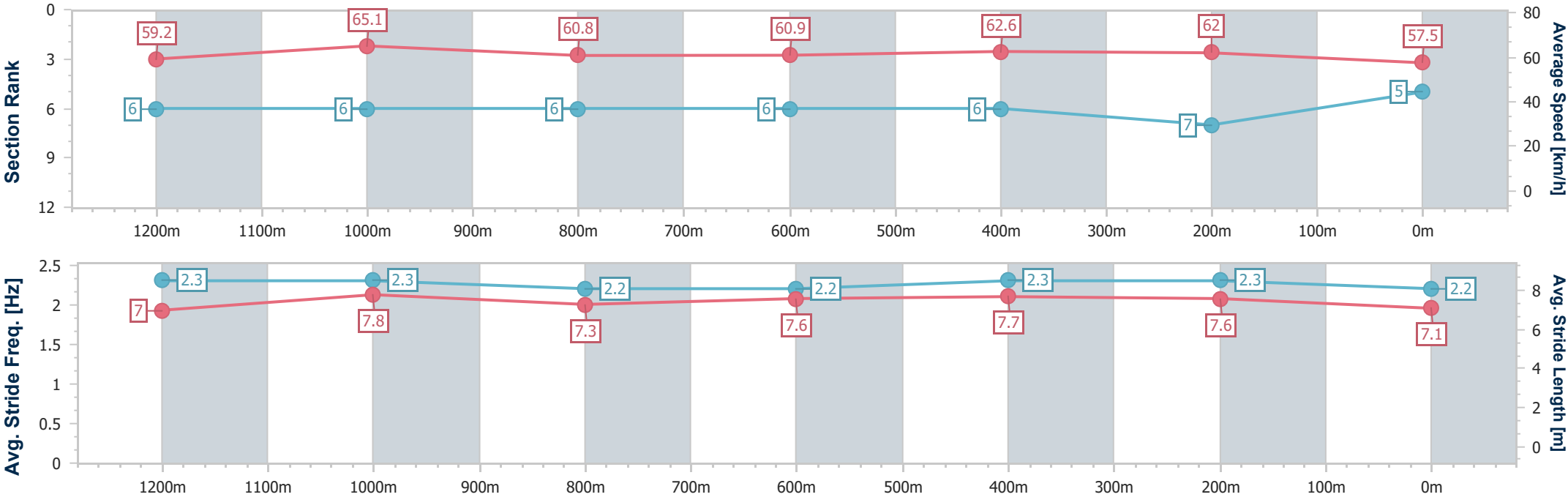
|                                |                 |
|--------------------------------|-----------------|
| Horse/Jockey Name              | Southaven       |
| Final Rank                     | 5               |
| Fastest Section Time (Section) | 0:11.02 (1200m) |
| Top Speed [km/h] (Section)     | 66.8 (1200m)    |
| Race State                     | Finished        |



RockhamptonProfessional  
Race 7: BROWN BROTHERS BENCHMARK 55 Handicap - 1400m  
14 November 2025 - 17:19  
Track Rating: Soft 6, Weather: Showers, Rail Position: 1.5 metre Entire Course



| Section                | Overall                  | 1200m                    | 1000m                    | 800m                     | 600m                     | 400m                     | 200m                     |  |  |  |  |  |  |
|------------------------|--------------------------|--------------------------|--------------------------|--------------------------|--------------------------|--------------------------|--------------------------|--|--|--|--|--|--|
| Section Times          | 1:22.63 [5]<br>(0:12.17) | 1:10.46 [6]<br>(0:11.02) | 0:59.44 [6]<br>(0:11.83) | 0:47.61 [6]<br>(0:11.97) | 0:35.64 [6]<br>(0:11.50) | 0:24.14 [6]<br>(0:11.60) | 0:12.54 [7]<br>(0:12.54) |  |  |  |  |  |  |
| Average Speed [km/h]   | 59.2                     | 65.1                     | 60.8                     | 60.9                     | 62.6                     | 62.0                     | 57.5                     |  |  |  |  |  |  |
| Top Speed [km/h]       | 65.3                     | 66.8                     | 61.9                     | 61.8                     | 63.5                     | 63.1                     | 60.4                     |  |  |  |  |  |  |
| Avg. Dist. to Rail [m] | 1.2                      | 1.8                      | 0.9                      | 1.5                      | 4.0                      | 4.3                      | 4.9                      |  |  |  |  |  |  |
| Avg. Stride Freq. [Hz] | 2.3                      | 2.3                      | 2.2                      | 2.2                      | 2.3                      | 2.3                      | 2.2                      |  |  |  |  |  |  |
| Avg. Stride Length [m] | 7.0                      | 7.8                      | 7.3                      | 7.6                      | 7.7                      | 7.6                      | 7.1                      |  |  |  |  |  |  |





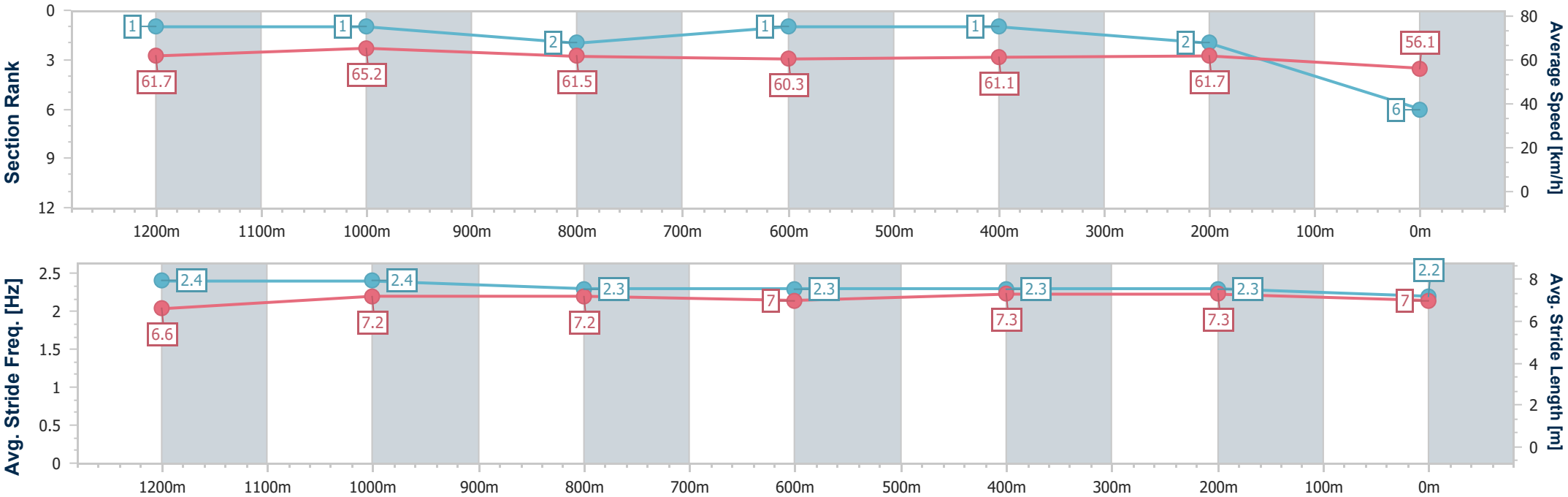
|                                |                 |
|--------------------------------|-----------------|
| Horse/Jockey Name              | Presszora       |
| Final Rank                     | 6               |
| Fastest Section Time (Section) | 0:11.07 (1200m) |
| Top Speed [km/h] (Section)     | 68.1 (Overall)  |
| Race State                     | Finished        |



RockhamptonProfessional  
Race 7: BROWN BROTHERS BENCHMARK 55 Handicap - 1400m  
14 November 2025 - 17:19  
Track Rating: Soft 6, Weather: Showers, Rail Position: 1.5 metre Entire Course



| Section                | Overall                  | 1200m                    | 1000m                    | 800m                     | 600m                     | 400m                     | 200m                     |  |  |  |  |  |  |
|------------------------|--------------------------|--------------------------|--------------------------|--------------------------|--------------------------|--------------------------|--------------------------|--|--|--|--|--|--|
| Section Times          | 1:22.73 [6]<br>(0:11.72) | 1:11.01 [1]<br>(0:11.07) | 0:59.94 [1]<br>(0:11.63) | 0:48.31 [2]<br>(0:11.98) | 0:36.33 [1]<br>(0:11.77) | 0:24.56 [1]<br>(0:11.68) | 0:12.88 [2]<br>(0:12.88) |  |  |  |  |  |  |
| Average Speed [km/h]   | 61.7                     | 65.2                     | 61.5                     | 60.3                     | 61.1                     | 61.7                     | 56.1                     |  |  |  |  |  |  |
| Top Speed [km/h]       | 68.1                     | 67.7                     | 63.1                     | 61.3                     | 62.7                     | 63.1                     | 59.9                     |  |  |  |  |  |  |
| Avg. Dist. to Rail [m] | 7.7                      | 1.9                      | 0.8                      | 0.9                      | 3.1                      | 5.1                      | 5.8                      |  |  |  |  |  |  |
| Avg. Stride Freq. [Hz] | 2.4                      | 2.4                      | 2.3                      | 2.3                      | 2.3                      | 2.3                      | 2.2                      |  |  |  |  |  |  |
| Avg. Stride Length [m] | 6.6                      | 7.2                      | 7.2                      | 7.0                      | 7.3                      | 7.3                      | 7.0                      |  |  |  |  |  |  |





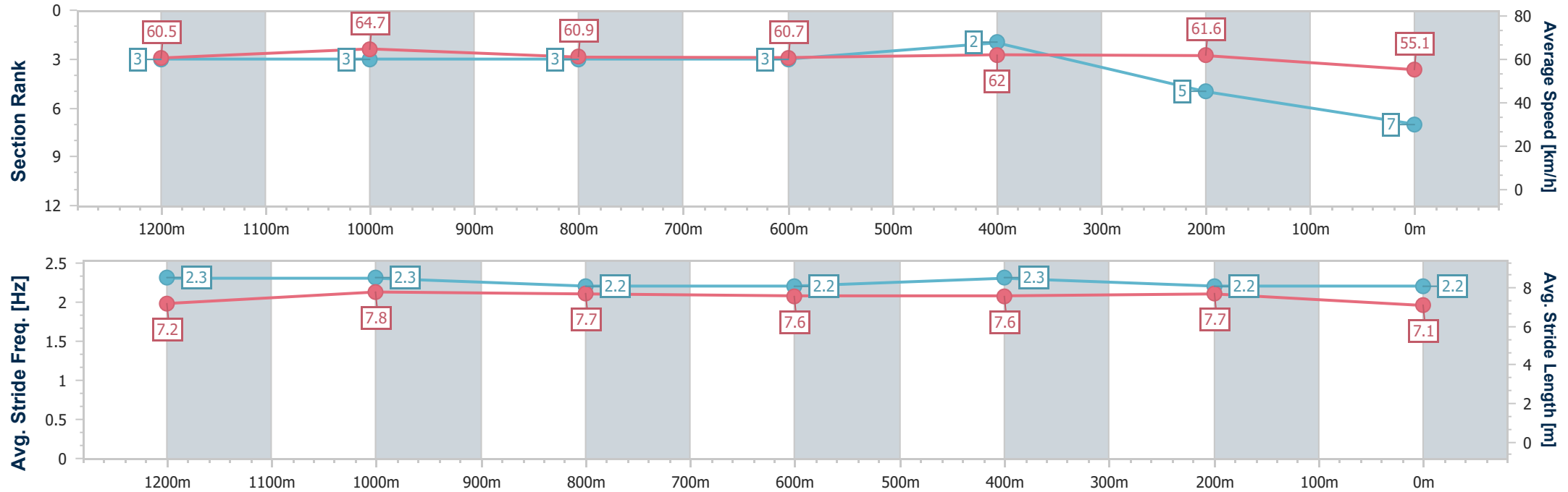
|                                |                 |
|--------------------------------|-----------------|
| Horse/Jockey Name              | Belle's Boy     |
| Final Rank                     | 7               |
| Fastest Section Time (Section) | 0:11.09 (1200m) |
| Top Speed [km/h] (Section)     | 67.9 (Overall)  |
| Race State                     | Finished        |



RockhamptonProfessional  
Race 7: BROWN BROTHERS BENCHMARK 55 Handicap - 1400m  
14 November 2025 - 17:19  
Track Rating: Soft 6, Weather: Showers, Rail Position: 1.5 metre Entire Course



| Section                | Overall                  | 1200m                    | 1000m                    | 800m                     | 600m                     | 400m                     | 200m                     |  |  |  |  |  |  |
|------------------------|--------------------------|--------------------------|--------------------------|--------------------------|--------------------------|--------------------------|--------------------------|--|--|--|--|--|--|
| Section Times          | 1:23.07 [7]<br>(0:11.89) | 1:11.18 [3]<br>(0:11.09) | 1:00.09 [3]<br>(0:11.77) | 0:48.32 [3]<br>(0:11.92) | 0:36.40 [3]<br>(0:11.62) | 0:24.78 [2]<br>(0:11.70) | 0:13.08 [5]<br>(0:13.08) |  |  |  |  |  |  |
| Average Speed [km/h]   | 60.5                     | 64.7                     | 60.9                     | 60.7                     | 62.0                     | 61.6                     | 55.1                     |  |  |  |  |  |  |
| Top Speed [km/h]       | 67.9                     | 67.5                     | 62.4                     | 62.0                     | 63.9                     | 63.8                     | 58.7                     |  |  |  |  |  |  |
| Avg. Dist. to Rail [m] | 1.3                      | 0.7                      | 1.1                      | 1.0                      | 2.4                      | 2.2                      | 2.3                      |  |  |  |  |  |  |
| Avg. Stride Freq. [Hz] | 2.3                      | 2.3                      | 2.2                      | 2.2                      | 2.3                      | 2.2                      | 2.2                      |  |  |  |  |  |  |
| Avg. Stride Length [m] | 7.2                      | 7.8                      | 7.7                      | 7.6                      | 7.6                      | 7.7                      | 7.1                      |  |  |  |  |  |  |





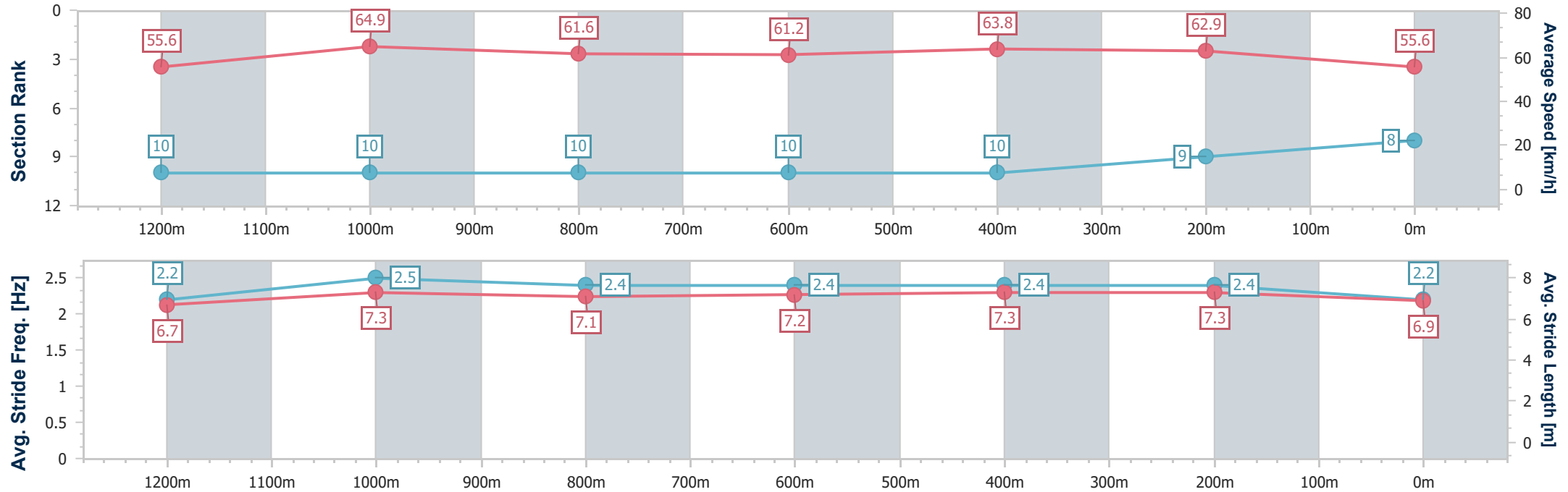
|                                |                 |
|--------------------------------|-----------------|
| Horse/Jockey Name              | Super Talon     |
| Final Rank                     | 8               |
| Fastest Section Time (Section) | 0:11.08 (1200m) |
| Top Speed [km/h] (Section)     | 67.3 (600m)     |
| Race State                     | Finished        |



RockhamptonProfessional  
Race 7: BROWN BROTHERS BENCHMARK 55 Handicap - 1400m  
14 November 2025 - 17:19  
Track Rating: Soft 6, Weather: Showers, Rail Position: 1.5 metre Entire Course



| Section                | Overall                  | 1200m                     | 1000m                     | 800m                      | 600m                      | 400m                      | 200m                     |  |  |  |  |  |  |
|------------------------|--------------------------|---------------------------|---------------------------|---------------------------|---------------------------|---------------------------|--------------------------|--|--|--|--|--|--|
| Section Times          | 1:23.16 [8]<br>(0:12.98) | 1:10.18 [10]<br>(0:11.08) | 0:59.10 [10]<br>(0:11.61) | 0:47.49 [10]<br>(0:11.81) | 0:35.68 [10]<br>(0:11.31) | 0:24.37 [10]<br>(0:11.44) | 0:12.93 [9]<br>(0:12.93) |  |  |  |  |  |  |
| Average Speed [km/h]   | 55.6                     | 64.9                      | 61.6                      | 61.2                      | 63.8                      | 62.9                      | 55.6                     |  |  |  |  |  |  |
| Top Speed [km/h]       | 64.0                     | 66.6                      | 66.6                      | 62.5                      | 67.3                      | 65.9                      | 59.9                     |  |  |  |  |  |  |
| Avg. Dist. to Rail [m] | 4.2                      | 0.3                       | 0.9                       | 0.8                       | 2.8                       | 2.0                       | 3.4                      |  |  |  |  |  |  |
| Avg. Stride Freq. [Hz] | 2.2                      | 2.5                       | 2.4                       | 2.4                       | 2.4                       | 2.4                       | 2.2                      |  |  |  |  |  |  |
| Avg. Stride Length [m] | 6.7                      | 7.3                       | 7.1                       | 7.2                       | 7.3                       | 7.3                       | 6.9                      |  |  |  |  |  |  |



[ ] Ranking at each section and finish  
-.-.- No data available at this section  
NA No data available





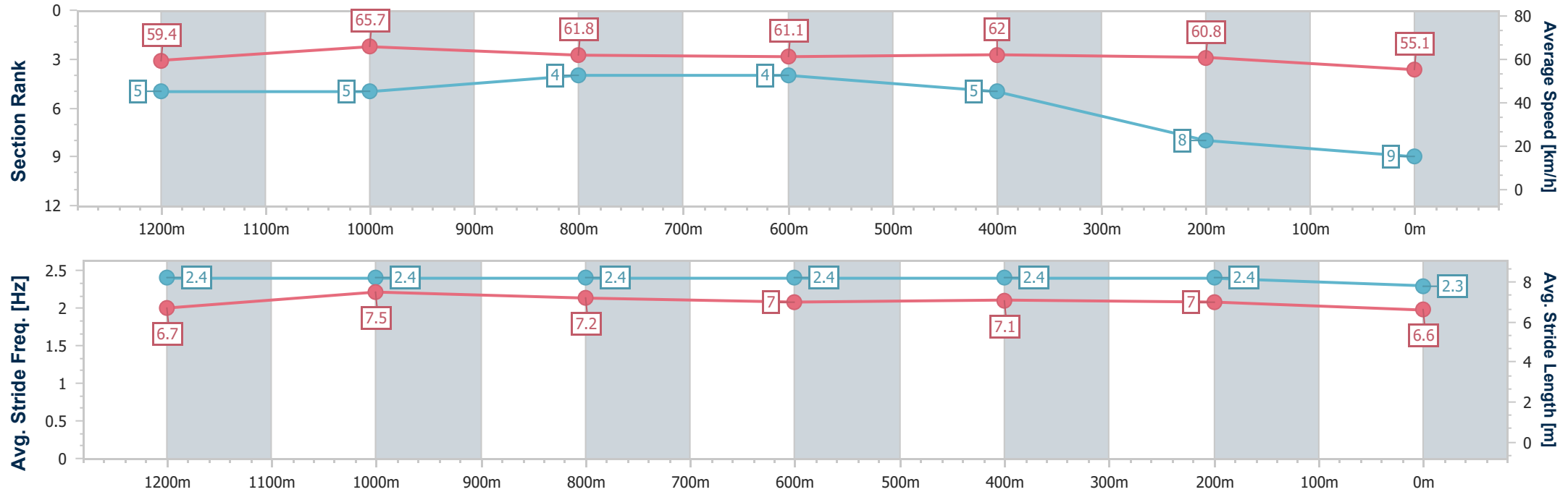
|                                |                 |
|--------------------------------|-----------------|
| Horse/Jockey Name              | Quest Of Quests |
| Final Rank                     | 9               |
| Fastest Section Time (Section) | 0:10.97 (1200m) |
| Top Speed [km/h] (Section)     | 67.4 (1200m)    |
| Race State                     | Finished        |



RockhamptonProfessional  
Race 7: BROWN BROTHERS BENCHMARK 55 Handicap - 1400m  
14 November 2025 - 17:19  
Track Rating: Soft 6, Weather: Showers, Rail Position: 1.5 metre Entire Course



| Section                | Overall                  | 1200m                    | 1000m                    | 800m                     | 600m                     | 400m                     | 200m                     |  |  |  |  |  |  |
|------------------------|--------------------------|--------------------------|--------------------------|--------------------------|--------------------------|--------------------------|--------------------------|--|--|--|--|--|--|
| Section Times          | 1:23.28 [9]<br>(0:12.14) | 1:11.14 [5]<br>(0:10.97) | 1:00.17 [5]<br>(0:11.66) | 0:48.51 [4]<br>(0:11.99) | 0:36.52 [4]<br>(0:11.61) | 0:24.91 [5]<br>(0:11.85) | 0:13.06 [8]<br>(0:13.06) |  |  |  |  |  |  |
| Average Speed [km/h]   | 59.4                     | 65.7                     | 61.8                     | 61.1                     | 62.0                     | 60.8                     | 55.1                     |  |  |  |  |  |  |
| Top Speed [km/h]       | 67.2                     | 67.4                     | 64.9                     | 62.2                     | 63.0                     | 63.3                     | 58.6                     |  |  |  |  |  |  |
| Avg. Dist. to Rail [m] | 5.8                      | 1.7                      | 0.8                      | 2.0                      | 4.4                      | 5.2                      | 6.2                      |  |  |  |  |  |  |
| Avg. Stride Freq. [Hz] | 2.4                      | 2.4                      | 2.4                      | 2.4                      | 2.4                      | 2.4                      | 2.3                      |  |  |  |  |  |  |
| Avg. Stride Length [m] | 6.7                      | 7.5                      | 7.2                      | 7.0                      | 7.1                      | 7.0                      | 6.6                      |  |  |  |  |  |  |





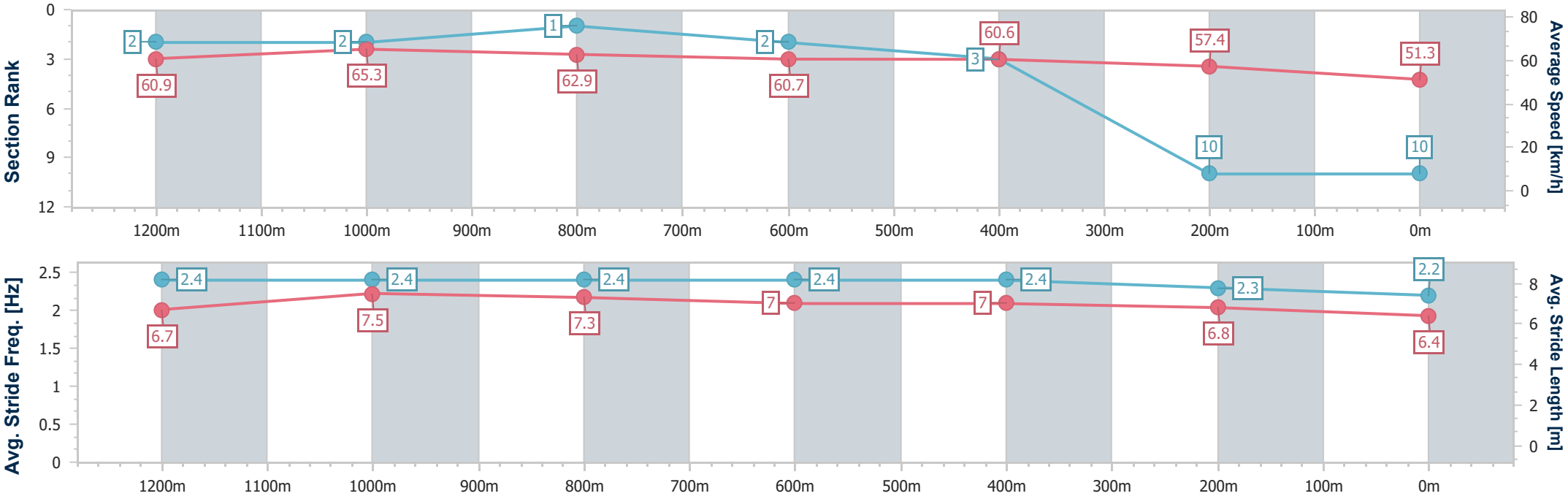
|                                |                 |
|--------------------------------|-----------------|
| Horse/Jockey Name              | Making History  |
| Final Rank                     | 10              |
| Fastest Section Time (Section) | 0:11.01 (1200m) |
| Top Speed [km/h] (Section)     | 68.5 (Overall)  |
| Race State                     | Finished        |



RockhamptonProfessional  
Race 7: BROWN BROTHERS BENCHMARK 55 Handicap - 1400m  
14 November 2025 - 17:19  
Track Rating: Soft 6, Weather: Showers, Rail Position: 1.5 metre Entire Course



| Section                | Overall                   | 1200m                    | 1000m                    | 800m                     | 600m                     | 400m                     | 200m                      |  |  |  |  |  |  |
|------------------------|---------------------------|--------------------------|--------------------------|--------------------------|--------------------------|--------------------------|---------------------------|--|--|--|--|--|--|
| Section Times          | 1:24.89 [10]<br>(0:11.83) | 1:13.06 [2]<br>(0:11.01) | 1:02.05 [2]<br>(0:11.50) | 0:50.55 [1]<br>(0:12.08) | 0:38.47 [2]<br>(0:11.93) | 0:26.54 [3]<br>(0:12.54) | 0:14.00 [10]<br>(0:14.00) |  |  |  |  |  |  |
| Average Speed [km/h]   | 60.9                      | 65.3                     | 62.9                     | 60.7                     | 60.6                     | 57.4                     | 51.3                      |  |  |  |  |  |  |
| Top Speed [km/h]       | 68.5                      | 68.2                     | 64.4                     | 61.7                     | 60.9                     | 59.7                     | 54.6                      |  |  |  |  |  |  |
| Avg. Dist. to Rail [m] | 4.5                       | 1.6                      | 0.8                      | 2.3                      | 4.6                      | 5.9                      | 6.1                       |  |  |  |  |  |  |
| Avg. Stride Freq. [Hz] | 2.4                       | 2.4                      | 2.4                      | 2.4                      | 2.4                      | 2.3                      | 2.2                       |  |  |  |  |  |  |
| Avg. Stride Length [m] | 6.7                       | 7.5                      | 7.3                      | 7.0                      | 7.0                      | 6.8                      | 6.4                       |  |  |  |  |  |  |





# Rockhampton Professional

## Race 8: NEXT RJC RACEDAY 27 NOVEMBER OPEN Handicap - 1050m

14 November 2025 - 17:51



Track Rating: Soft 6, Weather: Showers, Rail Position: 1.5 metre Entire Course

| Section     |     |                      |         |                     |                    | Overall              | 1000m                | 800m                 | 600m                 | 400m                 | 200m                 | Last 600m |         |        |                           |  |
|-------------|-----|----------------------|---------|---------------------|--------------------|----------------------|----------------------|----------------------|----------------------|----------------------|----------------------|-----------|---------|--------|---------------------------|--|
| Field Times |     |                      |         |                     |                    | 1:00.57<br>(0:04.27) | 0:56.30<br>(0:11.75) | 0:44.55<br>(0:11.56) | 0:32.99<br>(0:10.89) | 0:22.10<br>(0:10.81) | 0:11.29<br>(0:11.29) | 0:32.99   |         |        |                           |  |
| Rank        | TAB | Horse/Jockey         | Barrier | Top Speed<br>[km/h] | Fastest<br>Section |                      |                      |                      |                      |                      |                      |           |         | Margin | Distance<br>Travelled [m] |  |
| 1           | 3   | CHERRY ROSE          | 6       | 67.8                | 0:04.40            | 1:00.57 [1]          | 0:56.17 [2]          | 0:44.52 [2]          | 0:32.92 [2]          | 0:22.10 [1]          | 0:11.29 [1]          | 1:00.57   | 0:32.92 |        |                           |  |
|             |     | Chris McIver         |         | 600m                | Overall            | (0:04.40)            | (0:11.65)            | (0:11.60)            | (0:10.82)            | (0:10.81)            | (0:11.29)            |           |         |        |                           |  |
| 2           | 2   | HEARTONI             | 5       | 70.1                | 0:04.48            | 1:00.75 [2]          | 0:56.27 [4]          | 0:44.27 [4]          | 0:32.66 [4]          | 0:22.01 [4]          | 0:11.46 [2]          | 1.01L     | 0:32.66 | -6     |                           |  |
|             |     | Les Tilley           |         | 600m                | Overall            | (0:04.48)            | (0:12.00)            | (0:11.61)            | (0:10.65)            | (0:10.55)            | (0:11.46)            |           |         |        |                           |  |
| 3           | 4   | MEDIA EMPIRE         | 4       | 68.8                | 0:04.44            | 1:00.92 [3]          | 0:56.48 [3]          | 0:44.57 [3]          | 0:32.93 [3]          | 0:22.28 [3]          | 0:11.57 [3]          | 2.01L     | 0:32.93 | -4     |                           |  |
|             |     | Warwick Satherley    |         | 600m                | Overall            | (0:04.44)            | (0:11.91)            | (0:11.64)            | (0:10.65)            | (0:10.71)            | (0:11.57)            |           |         |        |                           |  |
| 4           | 7   | DOUBTING EYE         | 9       | 71.2                | 0:04.85            | 1:01.19 [4]          | 0:56.34 [9]          | 0:44.21 [9]          | 0:32.69 [8]          | 0:22.13 [6]          | 0:11.64 [4]          | 3.64L     | 0:32.69 | -2     |                           |  |
|             |     | Raul Silvera Olivera |         | 400m                | Overall            | (0:04.85)            | (0:12.13)            | (0:11.52)            | (0:10.56)            | (0:10.49)            | (0:11.64)            |           |         |        |                           |  |
| 5           | 10  | DEVIL DEVIL          | 10      | 71.3                | 0:04.60            | 1:01.47 [5]          | 0:56.87 [5]          | 0:44.23 [10]         | 0:32.70 [10]         | 0:22.26 [9]          | 0:11.77 [6]          | 5.25L     | 0:32.70 | -1     |                           |  |
|             |     | Tahlia Fenlon        |         | 600m                | Overall            | (0:04.60)            | (0:12.64)            | (0:11.53)            | (0:10.44)            | (0:10.49)            | (0:11.77)            |           |         |        |                           |  |
| 6           | 5   | PARADE GROUND        | 8       | 68.7                | 0:04.70            | 1:01.52 [6]          | 0:56.82 [7]          | 0:44.83 [6]          | 0:33.24 [5]          | 0:22.57 [5]          | 0:11.78 [7]          | 5.56L     | 0:33.24 | -1     |                           |  |
|             |     | Sean Cormack         |         | 600m                | Overall            | (0:04.70)            | (0:11.99)            | (0:11.59)            | (0:10.67)            | (0:10.79)            | (0:11.78)            |           |         |        |                           |  |
| 7           | 1   | STAMPE               | 3       | 66.5                | 0:04.27            | 1:01.60 [7]          | 0:57.33 [1]          | 0:45.58 [1]          | 0:34.02 [1]          | 0:23.05 [2]          | 0:11.99 [5]          | 6.03L     | 0:34.02 | -2     |                           |  |
|             |     | Tom Orr              |         | 600m                | Overall            | (0:04.27)            | (0:11.75)            | (0:11.56)            | (0:10.97)            | (0:11.06)            | (0:11.99)            |           |         |        |                           |  |
| 8           | 8   | CAPTAIN FOX          | 7       | 69.9                | 0:04.62            | 1:01.66 [8]          | 0:57.04 [6]          | 0:44.98 [5]          | 0:33.18 [7]          | 0:22.55 [8]          | 0:11.85 [8]          | 6.37L     | 0:33.18 | +0     |                           |  |
|             |     | Adam Sewell          |         | 600m                | Overall            | (0:04.62)            | (0:12.06)            | (0:11.80)            | (0:10.63)            | (0:10.70)            | (0:11.85)            |           |         |        |                           |  |
| 9           | 11  | FORTRESS AUSTRALIA   | 2       | 68.3                | 0:04.76            | 1:02.13 [9]          | 0:57.37 [8]          | 0:45.43 [7]          | 0:33.77 [6]          | 0:23.03 [7]          | 0:12.13 [9]          | 9.17L     | 0:33.77 | -5     |                           |  |
|             |     | Jason Taylor         |         | 600m                | Overall            | (0:04.76)            | (0:11.94)            | (0:11.66)            | (0:10.74)            | (0:10.90)            | (0:12.13)            |           |         |        |                           |  |
| 10          | 9   | MOCAMBO              | 1       | 67.9                | 0:04.92            | 1:02.48 [10]         | 0:57.56 [10]         | 0:45.51 [8]          | 0:33.87 [9]          | 0:22.93 [10]         | 0:11.97 [10]         | 11.22L    | 0:33.87 | -2     |                           |  |
|             |     | Natalea Summers      |         | 400m                | Overall            | (0:04.92)            | (0:12.05)            | (0:11.64)            | (0:10.94)            | (0:10.96)            | (0:11.97)            |           |         |        |                           |  |

Scratched: Capo Strada (#6)



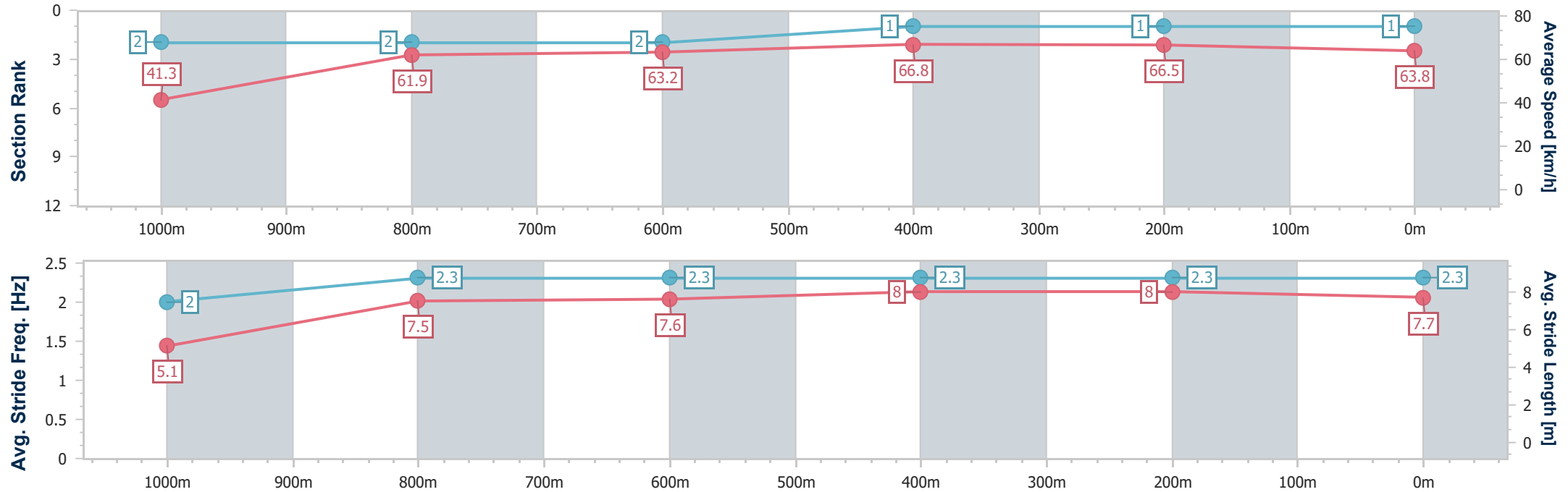
|                                |                   |
|--------------------------------|-------------------|
| Horse/Jockey Name              | Cherry Rose       |
| Final Rank                     | 1                 |
| Fastest Section Time (Section) | 0:04.40 (Overall) |
| Top Speed [km/h] (Section)     | 67.8 (600m)       |
| Race State                     | Finished          |



RockhamptonProfessional  
Race 8: NEXT RJC RACEDAY 27 NOVEMBER OPEN Handicap - 1050m  
14 November 2025 - 17:51  
Track Rating: Soft 6, Weather: Showers, Rail Position: 1.5 metre Entire Course



| Section                | Overall                  | 1000m                    | 800m                     | 600m                     | 400m                     | 200m                     |  |  |  |  |  |  |  |
|------------------------|--------------------------|--------------------------|--------------------------|--------------------------|--------------------------|--------------------------|--|--|--|--|--|--|--|
| Section Times          | 1:00.57 [1]<br>(0:04.40) | 0:56.17 [2]<br>(0:11.65) | 0:44.52 [2]<br>(0:11.60) | 0:32.92 [2]<br>(0:10.82) | 0:22.10 [1]<br>(0:10.81) | 0:11.29 [1]<br>(0:11.29) |  |  |  |  |  |  |  |
| Average Speed [km/h]   | 41.3                     | 61.9                     | 63.2                     | 66.8                     | 66.5                     | 63.8                     |  |  |  |  |  |  |  |
| Top Speed [km/h]       | 56.3                     | 63.3                     | 65.4                     | 67.8                     | 67.4                     | 66.9                     |  |  |  |  |  |  |  |
| Avg. Dist. to Rail [m] | 5.6                      | 0.7                      | 2.3                      | 5.5                      | 7.2                      | 7.3                      |  |  |  |  |  |  |  |
| Avg. Stride Freq. [Hz] | 2.0                      | 2.3                      | 2.3                      | 2.3                      | 2.3                      | 2.3                      |  |  |  |  |  |  |  |
| Avg. Stride Length [m] | 5.1                      | 7.5                      | 7.6                      | 8.0                      | 8.0                      | 7.7                      |  |  |  |  |  |  |  |





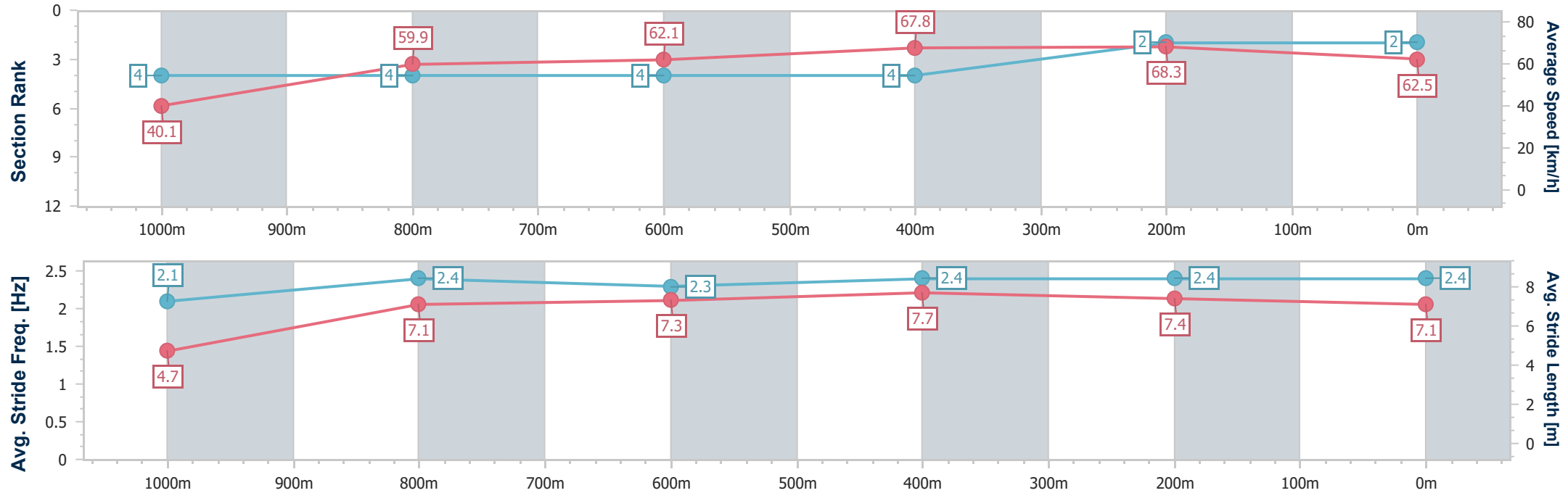
|                                |                   |
|--------------------------------|-------------------|
| Horse/Jockey Name              | Heartoni          |
| Final Rank                     | 2                 |
| Fastest Section Time (Section) | 0:04.48 (Overall) |
| Top Speed [km/h] (Section)     | 70.1 (600m)       |
| Race State                     | Finished          |



RockhamptonProfessional  
Race 8: NEXT RJC RACEDAY 27 NOVEMBER OPEN Handicap - 1050m  
14 November 2025 - 17:51  
Track Rating: Soft 6, Weather: Showers, Rail Position: 1.5 metre Entire Course



| Section                | Overall                  | 1000m                    | 800m                     | 600m                     | 400m                     | 200m                     |  |  |  |  |  |  |  |  |
|------------------------|--------------------------|--------------------------|--------------------------|--------------------------|--------------------------|--------------------------|--|--|--|--|--|--|--|--|
| Section Times          | 1:00.75 [2]<br>(0:04.48) | 0:56.27 [4]<br>(0:12.00) | 0:44.27 [4]<br>(0:11.61) | 0:32.66 [4]<br>(0:10.65) | 0:22.01 [4]<br>(0:10.55) | 0:11.46 [2]<br>(0:11.46) |  |  |  |  |  |  |  |  |
| Average Speed [km/h]   | 40.1                     | 59.9                     | 62.1                     | 67.8                     | 68.3                     | 62.5                     |  |  |  |  |  |  |  |  |
| Top Speed [km/h]       | 54.6                     | 62.2                     | 63.7                     | 70.1                     | 70.1                     | 66.6                     |  |  |  |  |  |  |  |  |
| Avg. Dist. to Rail [m] | 3.5                      | 1.0                      | 0.9                      | 2.7                      | 5.4                      | 5.5                      |  |  |  |  |  |  |  |  |
| Avg. Stride Freq. [Hz] | 2.1                      | 2.4                      | 2.3                      | 2.4                      | 2.4                      | 2.4                      |  |  |  |  |  |  |  |  |
| Avg. Stride Length [m] | 4.7                      | 7.1                      | 7.3                      | 7.7                      | 7.4                      | 7.1                      |  |  |  |  |  |  |  |  |



[ ] Ranking at each section and finish  
-.-.- No data available at this section  
NA No data available



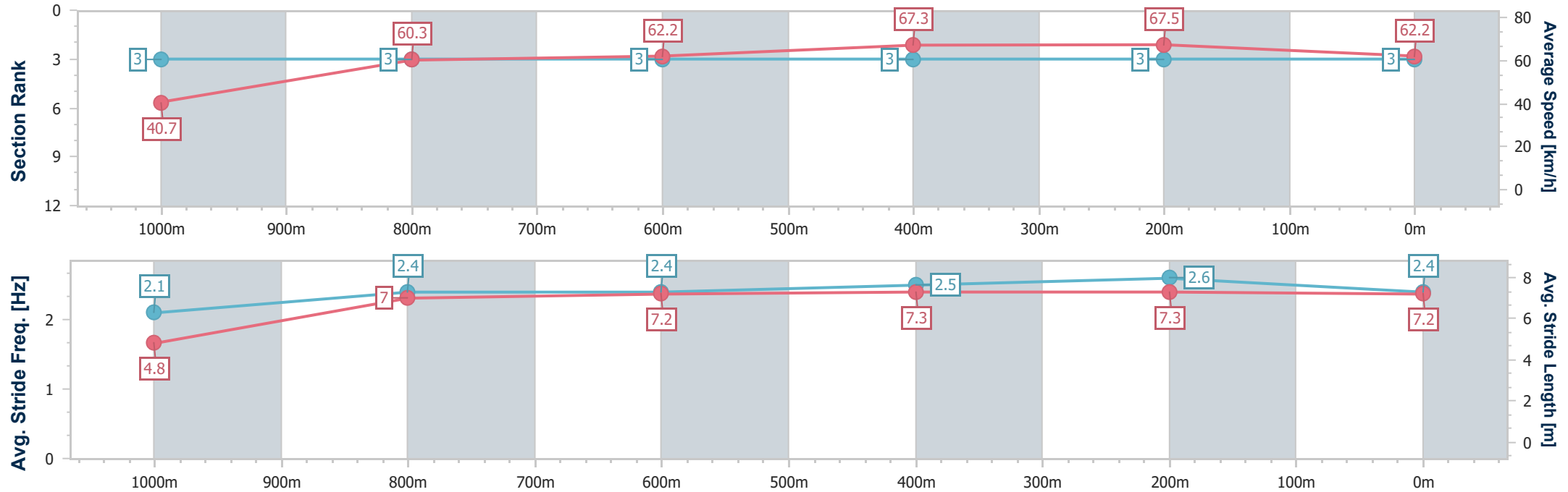
|                                |                   |
|--------------------------------|-------------------|
| Horse/Jockey Name              | Media Empire      |
| Final Rank                     | 3                 |
| Fastest Section Time (Section) | 0:04.44 (Overall) |
| Top Speed [km/h] (Section)     | 68.8 (600m)       |
| Race State                     | Finished          |



RockhamptonProfessional  
Race 8: NEXT RJC RACEDAY 27 NOVEMBER OPEN Handicap - 1050m  
14 November 2025 - 17:51  
Track Rating: Soft 6, Weather: Showers, Rail Position: 1.5 metre Entire Course



| Section                | Overall                  | 1000m                    | 800m                     | 600m                     | 400m                     | 200m                     |  |  |  |  |  |  |  |  |
|------------------------|--------------------------|--------------------------|--------------------------|--------------------------|--------------------------|--------------------------|--|--|--|--|--|--|--|--|
| Section Times          | 1:00.92 [3]<br>(0:04.44) | 0:56.48 [3]<br>(0:11.91) | 0:44.57 [3]<br>(0:11.64) | 0:32.93 [3]<br>(0:10.65) | 0:22.28 [3]<br>(0:10.71) | 0:11.57 [3]<br>(0:11.57) |  |  |  |  |  |  |  |  |
| Average Speed [km/h]   | 40.7                     | 60.3                     | 62.2                     | 67.3                     | 67.5                     | 62.2                     |  |  |  |  |  |  |  |  |
| Top Speed [km/h]       | 55.1                     | 62.9                     | 65.1                     | 68.8                     | 68.1                     | 66.1                     |  |  |  |  |  |  |  |  |
| Avg. Dist. to Rail [m] | 3.3                      | 0.5                      | 0.7                      | 2.2                      | 3.3                      | 3.4                      |  |  |  |  |  |  |  |  |
| Avg. Stride Freq. [Hz] | 2.1                      | 2.4                      | 2.4                      | 2.5                      | 2.6                      | 2.4                      |  |  |  |  |  |  |  |  |
| Avg. Stride Length [m] | 4.8                      | 7.0                      | 7.2                      | 7.3                      | 7.3                      | 7.2                      |  |  |  |  |  |  |  |  |





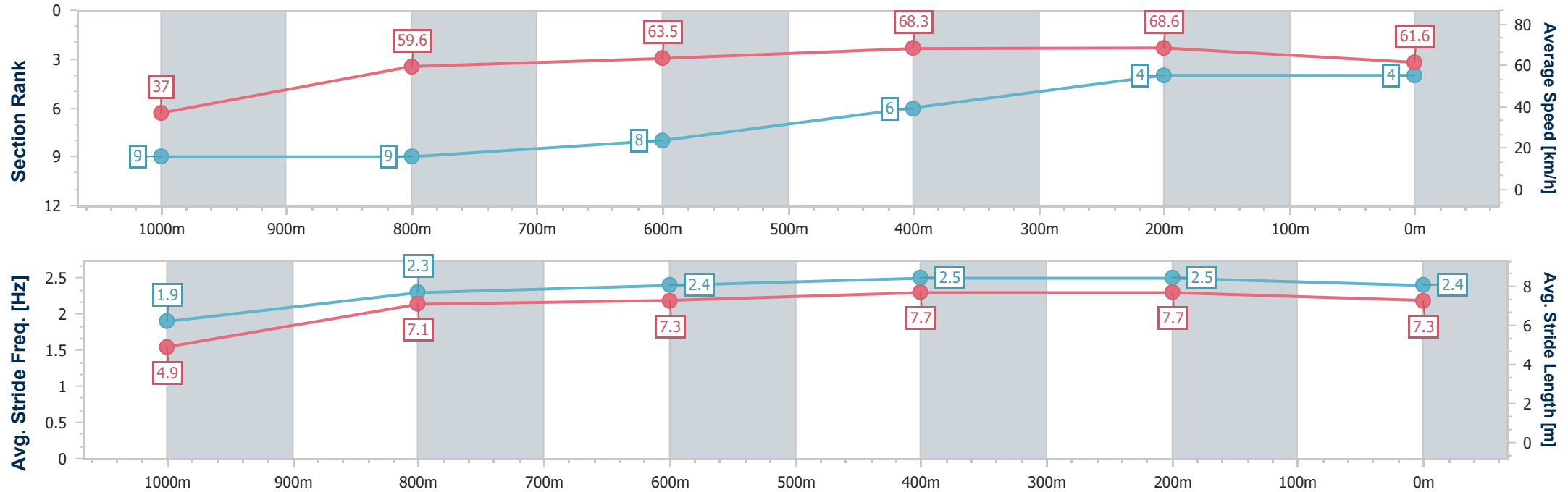
|                                |                   |
|--------------------------------|-------------------|
| Horse/Jockey Name              | Doubting Eye      |
| Final Rank                     | 4                 |
| Fastest Section Time (Section) | 0:04.85 (Overall) |
| Top Speed [km/h] (Section)     | 71.2 (400m)       |
| Race State                     | Finished          |



RockhamptonProfessional  
Race 8: NEXT RJC RACEDAY 27 NOVEMBER OPEN Handicap - 1050m  
14 November 2025 - 17:51  
Track Rating: Soft 6, Weather: Showers, Rail Position: 1.5 metre Entire Course



| Section                | Overall                  | 1000m                    | 800m                     | 600m                     | 400m                     | 200m                     |  |  |  |  |  |  |  |
|------------------------|--------------------------|--------------------------|--------------------------|--------------------------|--------------------------|--------------------------|--|--|--|--|--|--|--|
| Section Times          | 1:01.19 [4]<br>(0:04.85) | 0:56.34 [9]<br>(0:12.13) | 0:44.21 [9]<br>(0:11.52) | 0:32.69 [8]<br>(0:10.56) | 0:22.13 [6]<br>(0:10.49) | 0:11.64 [4]<br>(0:11.64) |  |  |  |  |  |  |  |
| Average Speed [km/h]   | 37.0                     | 59.6                     | 63.5                     | 68.3                     | 68.6                     | 61.6                     |  |  |  |  |  |  |  |
| Top Speed [km/h]       | 51.9                     | 65.1                     | 65.8                     | 71.0                     | 71.2                     | 65.6                     |  |  |  |  |  |  |  |
| Avg. Dist. to Rail [m] | 8.1                      | 1.2                      | 1.7                      | 5.0                      | 10.4                     | 10.0                     |  |  |  |  |  |  |  |
| Avg. Stride Freq. [Hz] | 1.9                      | 2.3                      | 2.4                      | 2.5                      | 2.5                      | 2.4                      |  |  |  |  |  |  |  |
| Avg. Stride Length [m] | 4.9                      | 7.1                      | 7.3                      | 7.7                      | 7.7                      | 7.3                      |  |  |  |  |  |  |  |





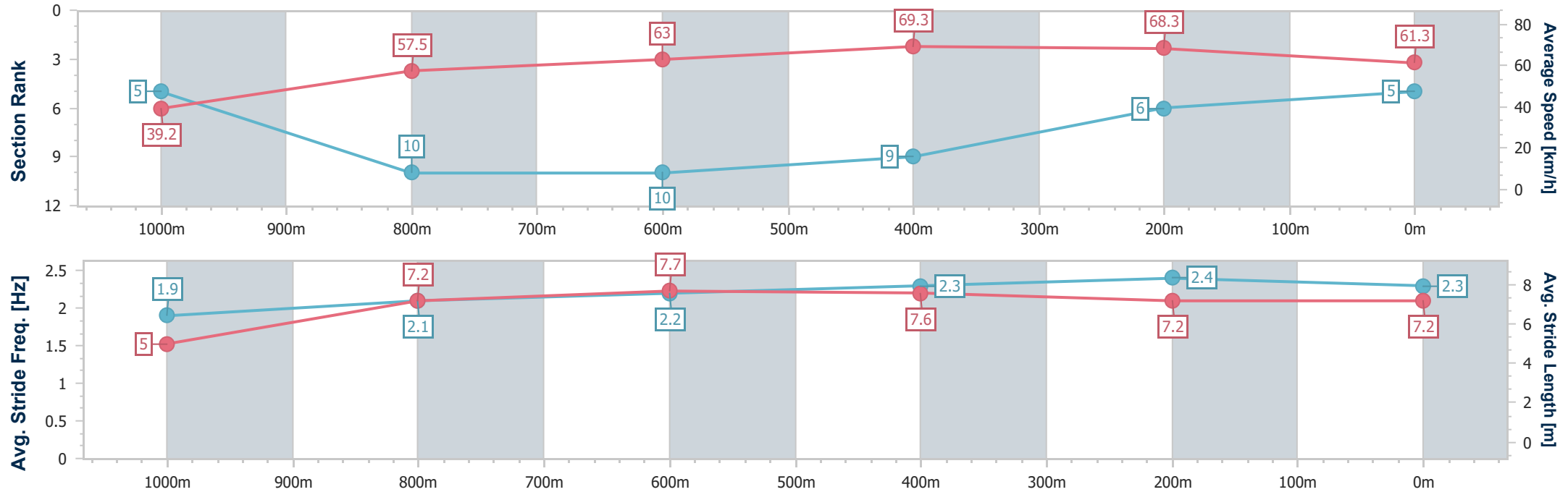
|                                |                   |
|--------------------------------|-------------------|
| Horse/Jockey Name              | Devil Devil       |
| Final Rank                     | 5                 |
| Fastest Section Time (Section) | 0:04.60 (Overall) |
| Top Speed [km/h] (Section)     | 71.3 (600m)       |
| Race State                     | Finished          |



RockhamptonProfessional  
Race 8: NEXT RJC RACEDAY 27 NOVEMBER OPEN Handicap - 1050m  
14 November 2025 - 17:51  
Track Rating: Soft 6, Weather: Showers, Rail Position: 1.5 metre Entire Course



| Section                | Overall                  | 1000m                    | 800m                      | 600m                      | 400m                     | 200m                     |  |  |  |  |  |  |  |  |
|------------------------|--------------------------|--------------------------|---------------------------|---------------------------|--------------------------|--------------------------|--|--|--|--|--|--|--|--|
| Section Times          | 1:01.47 [5]<br>(0:04.60) | 0:56.87 [5]<br>(0:12.64) | 0:44.23 [10]<br>(0:11.53) | 0:32.70 [10]<br>(0:10.44) | 0:22.26 [9]<br>(0:10.49) | 0:11.77 [6]<br>(0:11.77) |  |  |  |  |  |  |  |  |
| Average Speed [km/h]   | 39.2                     | 57.5                     | 63.0                      | 69.3                      | 68.3                     | 61.3                     |  |  |  |  |  |  |  |  |
| Top Speed [km/h]       | 51.2                     | 63.8                     | 65.1                      | 71.3                      | 71.0                     | 65.0                     |  |  |  |  |  |  |  |  |
| Avg. Dist. to Rail [m] | 9.3                      | 2.1                      | 1.3                       | 4.9                       | 10.0                     | 10.2                     |  |  |  |  |  |  |  |  |
| Avg. Stride Freq. [Hz] | 1.9                      | 2.1                      | 2.2                       | 2.3                       | 2.4                      | 2.3                      |  |  |  |  |  |  |  |  |
| Avg. Stride Length [m] | 5.0                      | 7.2                      | 7.7                       | 7.6                       | 7.2                      | 7.2                      |  |  |  |  |  |  |  |  |



[ ] Ranking at each section and finish  
-.-.- No data available at this section  
NA No data available





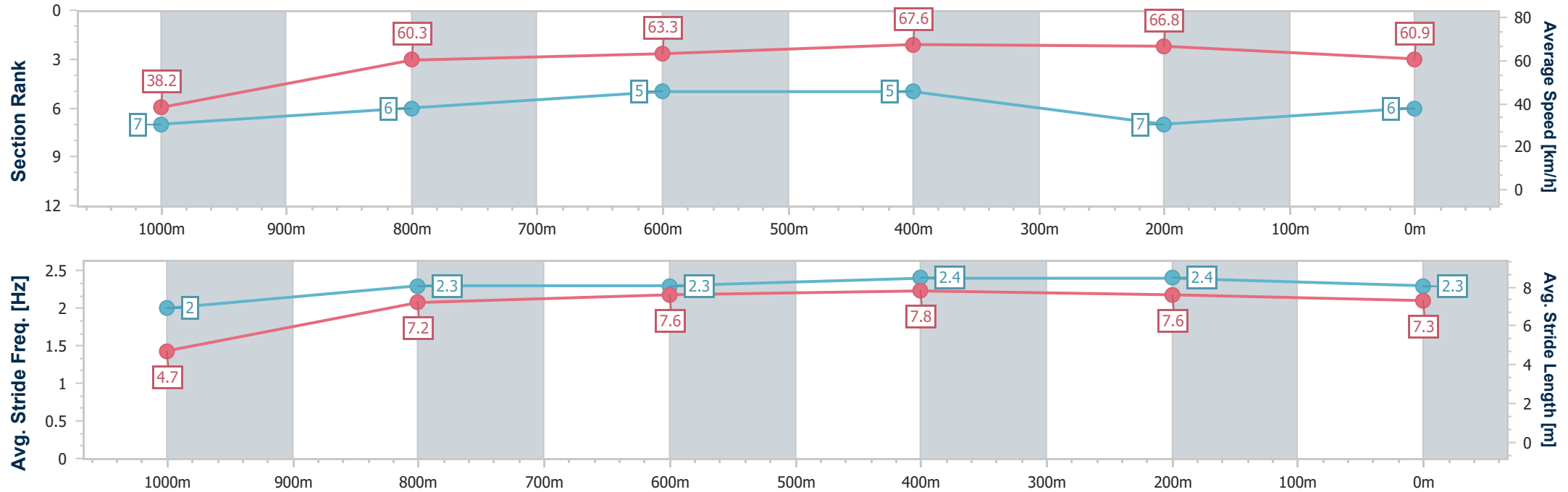
|                                |                   |
|--------------------------------|-------------------|
| Horse/Jockey Name              | Parade Ground     |
| Final Rank                     | 6                 |
| Fastest Section Time (Section) | 0:04.70 (Overall) |
| Top Speed [km/h] (Section)     | 68.7 (600m)       |
| Race State                     | Finished          |



RockhamptonProfessional  
Race 8: NEXT RJC RACEDAY 27 NOVEMBER OPEN Handicap - 1050m  
14 November 2025 - 17:51  
Track Rating: Soft 6, Weather: Showers, Rail Position: 1.5 metre Entire Course



| Section                | Overall                  | 1000m                    | 800m                     | 600m                     | 400m                     | 200m                     |  |  |  |  |  |  |  |
|------------------------|--------------------------|--------------------------|--------------------------|--------------------------|--------------------------|--------------------------|--|--|--|--|--|--|--|
| Section Times          | 1:01.52 [6]<br>(0:04.70) | 0:56.82 [7]<br>(0:11.99) | 0:44.83 [6]<br>(0:11.59) | 0:33.24 [5]<br>(0:10.67) | 0:22.57 [5]<br>(0:10.79) | 0:11.78 [7]<br>(0:11.78) |  |  |  |  |  |  |  |
| Average Speed [km/h]   | 38.2                     | 60.3                     | 63.3                     | 67.6                     | 66.8                     | 60.9                     |  |  |  |  |  |  |  |
| Top Speed [km/h]       | 54.9                     | 64.2                     | 65.0                     | 68.7                     | 68.7                     | 63.8                     |  |  |  |  |  |  |  |
| Avg. Dist. to Rail [m] | 7.4                      | 1.2                      | 2.1                      | 5.6                      | 8.7                      | 8.6                      |  |  |  |  |  |  |  |
| Avg. Stride Freq. [Hz] | 2.0                      | 2.3                      | 2.3                      | 2.4                      | 2.4                      | 2.3                      |  |  |  |  |  |  |  |
| Avg. Stride Length [m] | 4.7                      | 7.2                      | 7.6                      | 7.8                      | 7.6                      | 7.3                      |  |  |  |  |  |  |  |





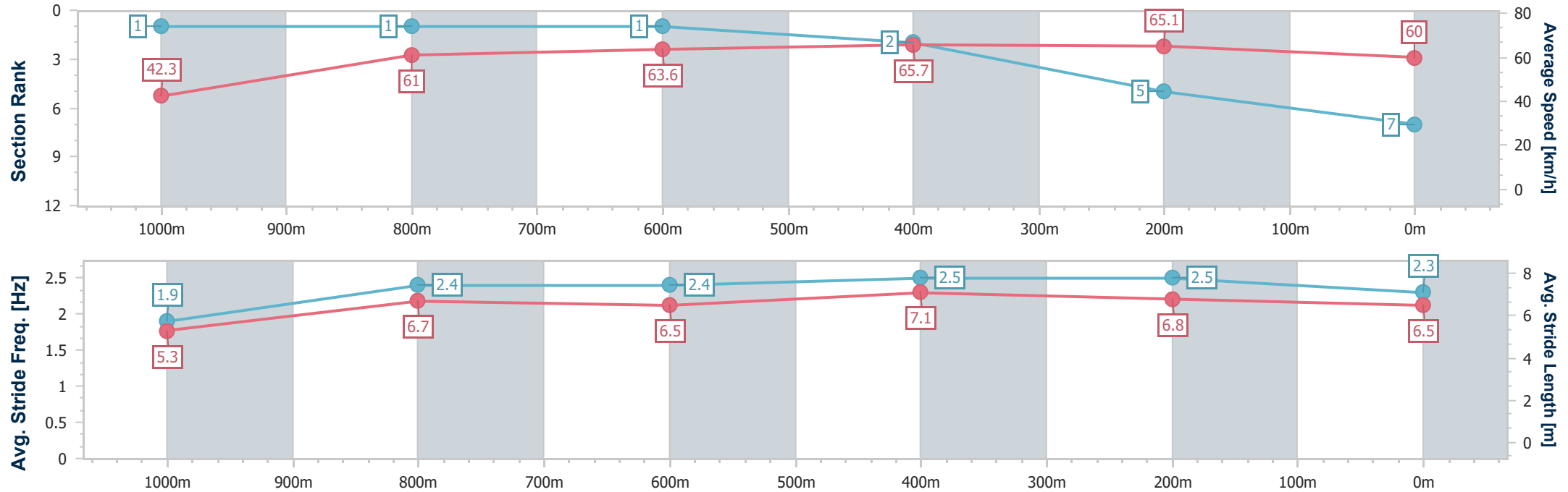
|                                |                   |
|--------------------------------|-------------------|
| Horse/Jockey Name              | Stampe            |
| Final Rank                     | 7                 |
| Fastest Section Time (Section) | 0:04.27 (Overall) |
| Top Speed [km/h] (Section)     | 66.5 (600m)       |
| Race State                     | Finished          |



RockhamptonProfessional  
Race 8: NEXT RJC RACEDAY 27 NOVEMBER OPEN Handicap - 1050m  
14 November 2025 - 17:51  
Track Rating: Soft 6, Weather: Showers, Rail Position: 1.5 metre Entire Course



| Section                | Overall                  | 1000m                    | 800m                     | 600m                     | 400m                     | 200m                     |  |  |  |  |  |  |  |  |
|------------------------|--------------------------|--------------------------|--------------------------|--------------------------|--------------------------|--------------------------|--|--|--|--|--|--|--|--|
| Section Times          | 1:01.60 [7]<br>(0:04.27) | 0:57.33 [1]<br>(0:11.75) | 0:45.58 [1]<br>(0:11.56) | 0:34.02 [1]<br>(0:10.97) | 0:23.05 [2]<br>(0:11.06) | 0:11.99 [5]<br>(0:11.99) |  |  |  |  |  |  |  |  |
| Average Speed [km/h]   | 42.3                     | 61.0                     | 63.6                     | 65.7                     | 65.1                     | 60.0                     |  |  |  |  |  |  |  |  |
| Top Speed [km/h]       | 53.0                     | 63.2                     | 64.5                     | 66.5                     | 66.1                     | 63.2                     |  |  |  |  |  |  |  |  |
| Avg. Dist. to Rail [m] | 1.7                      | 0.9                      | 2.3                      | 4.8                      | 5.8                      | 6.6                      |  |  |  |  |  |  |  |  |
| Avg. Stride Freq. [Hz] | 1.9                      | 2.4                      | 2.4                      | 2.5                      | 2.5                      | 2.3                      |  |  |  |  |  |  |  |  |
| Avg. Stride Length [m] | 5.3                      | 6.7                      | 6.5                      | 7.1                      | 6.8                      | 6.5                      |  |  |  |  |  |  |  |  |



[ ] Ranking at each section and finish  
-.-.- No data available at this section  
NA No data available



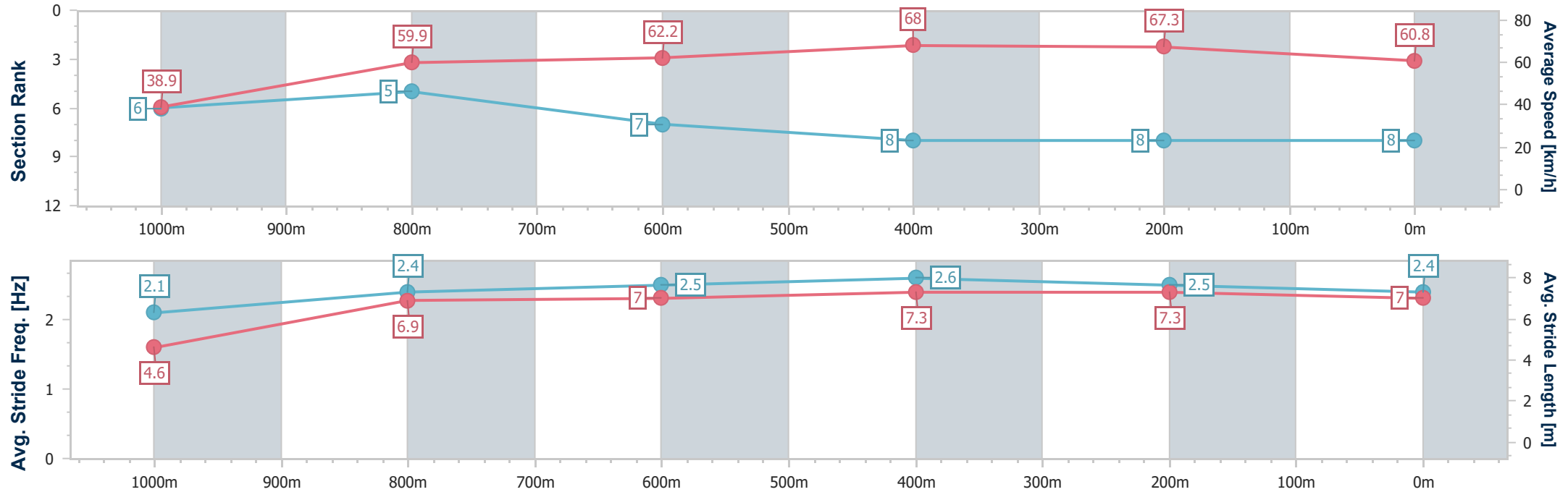
|                                |                   |
|--------------------------------|-------------------|
| Horse/Jockey Name              | Captain Fox       |
| Final Rank                     | 8                 |
| Fastest Section Time (Section) | 0:04.62 (Overall) |
| Top Speed [km/h] (Section)     | 69.9 (600m)       |
| Race State                     | Finished          |



RockhamptonProfessional  
Race 8: NEXT RJC RACEDAY 27 NOVEMBER OPEN Handicap - 1050m  
14 November 2025 - 17:51  
Track Rating: Soft 6, Weather: Showers, Rail Position: 1.5 metre Entire Course



| Section                | Overall                  | 1000m                    | 800m                     | 600m                     | 400m                     | 200m                     |  |  |  |  |  |  |  |  |
|------------------------|--------------------------|--------------------------|--------------------------|--------------------------|--------------------------|--------------------------|--|--|--|--|--|--|--|--|
| Section Times          | 1:01.66 [8]<br>(0:04.62) | 0:57.04 [6]<br>(0:12.06) | 0:44.98 [5]<br>(0:11.80) | 0:33.18 [7]<br>(0:10.63) | 0:22.55 [8]<br>(0:10.70) | 0:11.85 [8]<br>(0:11.85) |  |  |  |  |  |  |  |  |
| Average Speed [km/h]   | 38.9                     | 59.9                     | 62.2                     | 68.0                     | 67.3                     | 60.8                     |  |  |  |  |  |  |  |  |
| Top Speed [km/h]       | 52.8                     | 63.4                     | 65.0                     | 69.9                     | 69.8                     | 64.6                     |  |  |  |  |  |  |  |  |
| Avg. Dist. to Rail [m] | 6.3                      | 0.6                      | 2.3                      | 4.1                      | 7.3                      | 7.3                      |  |  |  |  |  |  |  |  |
| Avg. Stride Freq. [Hz] | 2.1                      | 2.4                      | 2.5                      | 2.6                      | 2.5                      | 2.4                      |  |  |  |  |  |  |  |  |
| Avg. Stride Length [m] | 4.6                      | 6.9                      | 7.0                      | 7.3                      | 7.3                      | 7.0                      |  |  |  |  |  |  |  |  |



[ ] Ranking at each section and finish  
-.-.- No data available at this section  
NA No data available



|                                |                    |
|--------------------------------|--------------------|
| Horse/Jockey Name              | Fortress Australia |
| Final Rank                     | 9                  |
| Fastest Section Time (Section) | 0:04.76 (Overall)  |
| Top Speed [km/h] (Section)     | 68.3 (600m)        |
| Race State                     | Finished           |



RockhamptonProfessional

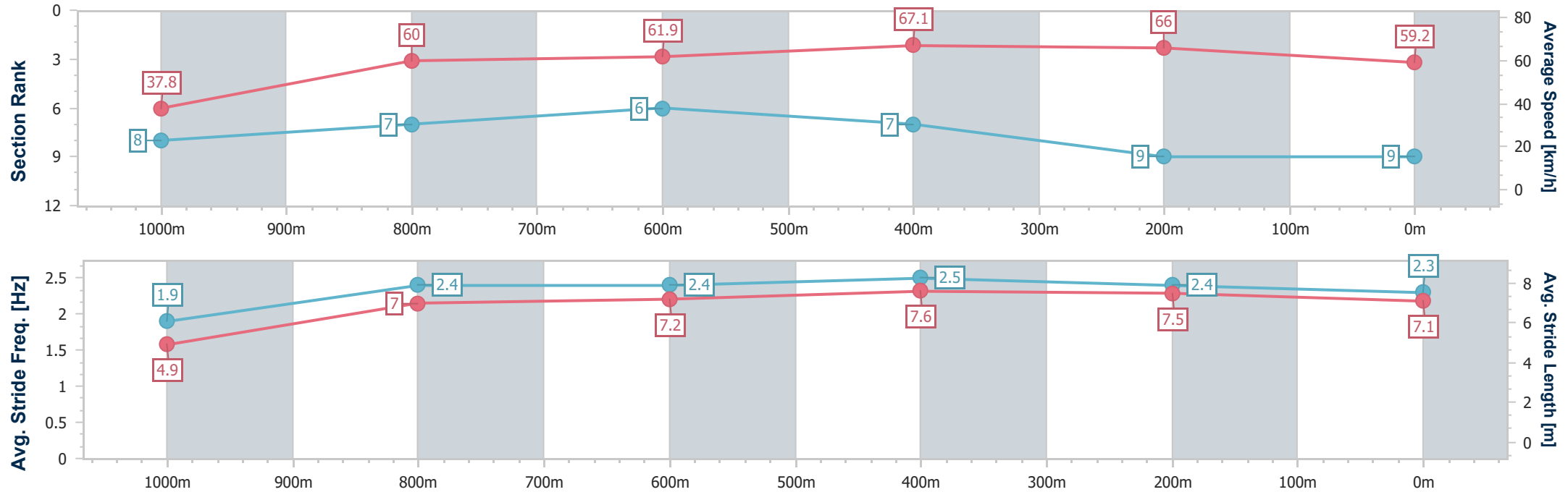
Race 8: NEXT RJC RACEDAY 27 NOVEMBER OPEN Handicap - 1050m

14 November 2025 - 17:51

Track Rating: Soft 6, Weather: Showers, Rail Position: 1.5 metre Entire Course

Callaghan Park  
ROCKHAMPTON JOCKEY CLUB

| Section                | Overall                  | 1000m                    | 800m                     | 600m                     | 400m                     | 200m                     |  |  |  |  |  |  |  |  |
|------------------------|--------------------------|--------------------------|--------------------------|--------------------------|--------------------------|--------------------------|--|--|--|--|--|--|--|--|
| Section Times          | 1:02.13 [9]<br>(0:04.76) | 0:57.37 [8]<br>(0:11.94) | 0:45.43 [7]<br>(0:11.66) | 0:33.77 [6]<br>(0:10.74) | 0:23.03 [7]<br>(0:10.90) | 0:12.13 [9]<br>(0:12.13) |  |  |  |  |  |  |  |  |
| Average Speed [km/h]   | 37.8                     | 60.0                     | 61.9                     | 67.1                     | 66.0                     | 59.2                     |  |  |  |  |  |  |  |  |
| Top Speed [km/h]       | 54.2                     | 63.2                     | 64.1                     | 68.3                     | 67.8                     | 63.0                     |  |  |  |  |  |  |  |  |
| Avg. Dist. to Rail [m] | 2.7                      | 0.7                      | 0.8                      | 2.3                      | 4.6                      | 5.8                      |  |  |  |  |  |  |  |  |
| Avg. Stride Freq. [Hz] | 1.9                      | 2.4                      | 2.4                      | 2.5                      | 2.4                      | 2.3                      |  |  |  |  |  |  |  |  |
| Avg. Stride Length [m] | 4.9                      | 7.0                      | 7.2                      | 7.6                      | 7.5                      | 7.1                      |  |  |  |  |  |  |  |  |





|                                |                   |
|--------------------------------|-------------------|
| Horse/Jockey Name              | Mocambo           |
| Final Rank                     | 10                |
| Fastest Section Time (Section) | 0:04.92 (Overall) |
| Top Speed [km/h] (Section)     | 67.9 (400m)       |
| Race State                     | Finished          |



RockhamptonProfessional  
Race 8: NEXT RJC RACEDAY 27 NOVEMBER OPEN Handicap - 1050m  
14 November 2025 - 17:51  
Track Rating: Soft 6, Weather: Showers, Rail Position: 1.5 metre Entire Course



| Section                | Overall                   | 1000m                     | 800m                     | 600m                     | 400m                      | 200m                      |  |  |  |  |  |  |  |
|------------------------|---------------------------|---------------------------|--------------------------|--------------------------|---------------------------|---------------------------|--|--|--|--|--|--|--|
| Section Times          | 1:02.48 [10]<br>(0:04.92) | 0:57.56 [10]<br>(0:12.05) | 0:45.51 [8]<br>(0:11.64) | 0:33.87 [9]<br>(0:10.94) | 0:22.93 [10]<br>(0:10.96) | 0:11.97 [10]<br>(0:11.97) |  |  |  |  |  |  |  |
| Average Speed [km/h]   | 36.1                      | 59.8                      | 62.8                     | 65.7                     | 65.9                      | 60.0                      |  |  |  |  |  |  |  |
| Top Speed [km/h]       | 52.7                      | 62.9                      | 64.7                     | 67.9                     | 67.9                      | 63.8                      |  |  |  |  |  |  |  |
| Avg. Dist. to Rail [m] | 0.9                       | 0.4                       | 1.6                      | 2.3                      | 2.9                       | 4.2                       |  |  |  |  |  |  |  |
| Avg. Stride Freq. [Hz] | 2.1                       | 2.3                       | 2.4                      | 2.5                      | 2.5                       | 2.4                       |  |  |  |  |  |  |  |
| Avg. Stride Length [m] | 4.3                       | 7.0                       | 7.3                      | 7.4                      | 7.4                       | 7.1                       |  |  |  |  |  |  |  |

