



Toowoomba Professional
Race 1: PLATINUM GLASS & SECURITY BENCHMARK 65 Handicap - 1100m
15 November 2025 - 17:18



Track Rating: Soft 5, Weather: Overcast, Rail Position: +1 metre Entire

Section						Overall	1000m	800m	600m	400m	200m	Last 600m		
Field Times						1:06.19 (0:08.27)	0:57.92 (0:11.33)	0:46.59 (0:11.15)	0:35.44 (0:11.53)	0:23.91 (0:11.98)	0:11.93 (0:11.93)	0:35.44		
Rank	TAB	Horse/Jockey	Barrier	Top Speed [km/h]	Fastest Section							Margin	Distance Travelled [m]	
1	10	ADALIE	3	66.4	0:08.56	1:06.19 [1]	0:57.63 [3]	0:46.36 [4]	0:35.14 [4]	0:23.58 [3]	0:11.93 [1]	1:06.19	0:35.14	
		Nozi Tomizawa		800m	Overall	(0:08.56)	(0:11.27)	(0:11.22)	(0:11.56)	(0:11.65)	(0:11.93)			
2	1	SATAY CHICKEN	7	65.8	0:08.78	1:06.32 [2]	0:57.54 [5]	0:46.03 [6]	0:34.83 [7]	0:23.15 [6]	0:11.73 [4]	0.75L	0:34.83	+0
		Colleen Krahnen		800m	Overall	(0:08.78)	(0:11.51)	(0:11.20)	(0:11.68)	(0:11.42)	(0:11.73)			
3	4	HOOT 'N' HOLLER	1	65.2	0:08.27	1:06.44 [3]	0:58.17 [1]	0:46.84 [1]	0:35.61 [2]	0:23.96 [2]	0:12.09 [3]	1.42L	0:35.61	-2
		Adin Thompson		800m	Overall	(0:08.27)	(0:11.33)	(0:11.23)	(0:11.65)	(0:11.87)	(0:12.09)			
4	5	BEE TWO	5	68.1	0:08.66	1:06.80 [4]	0:58.14 [4]	0:47.19 [2]	0:36.05 [1]	0:24.52 [1]	0:12.49 [2]	3.57L	0:36.05	-5
		Kelsey Lenton		1000m	Overall	(0:08.66)	(0:10.95)	(0:11.14)	(0:11.53)	(0:12.03)	(0:12.49)			
5	12	RUM DIARY	2	66.4	0:08.38	1:07.03 [5]	0:58.65 [2]	0:47.27 [3]	0:36.07 [3]	0:24.35 [4]	0:12.44 [5]	4.92L	0:36.07	+0
		Georgina Cartwright		1000m	Overall	(0:08.38)	(0:11.38)	(0:11.20)	(0:11.72)	(0:11.91)	(0:12.44)			
6	13	HOWLER	6	66.9	0:08.83	1:07.46 [6]	0:58.63 [6]	0:47.28 [5]	0:36.01 [6]	0:24.04 [7]	0:12.22 [7]	7.46L	0:36.01	+2
		Kenji Yoshida		800m	Overall	(0:08.83)	(0:11.35)	(0:11.27)	(0:11.97)	(0:11.82)	(0:12.22)			
7	7	KWAMI	4	66.9	0:09.15	1:08.07 [7]	0:58.92 [7]	0:47.76 [7]	0:36.66 [5]	0:25.24 [5]	0:13.15 [6]	11.01L	0:36.66	-7
		Gary Geran		800m	Overall	(0:09.15)	(0:11.16)	(0:11.10)	(0:11.42)	(0:12.09)	(0:13.15)			

Scratched: My Name Is (#2), Jacka Stands Alone (#3), Sujeed (#8), Turn Up The Music (#9), Carribean King (#6), Heroic Beach (#11)



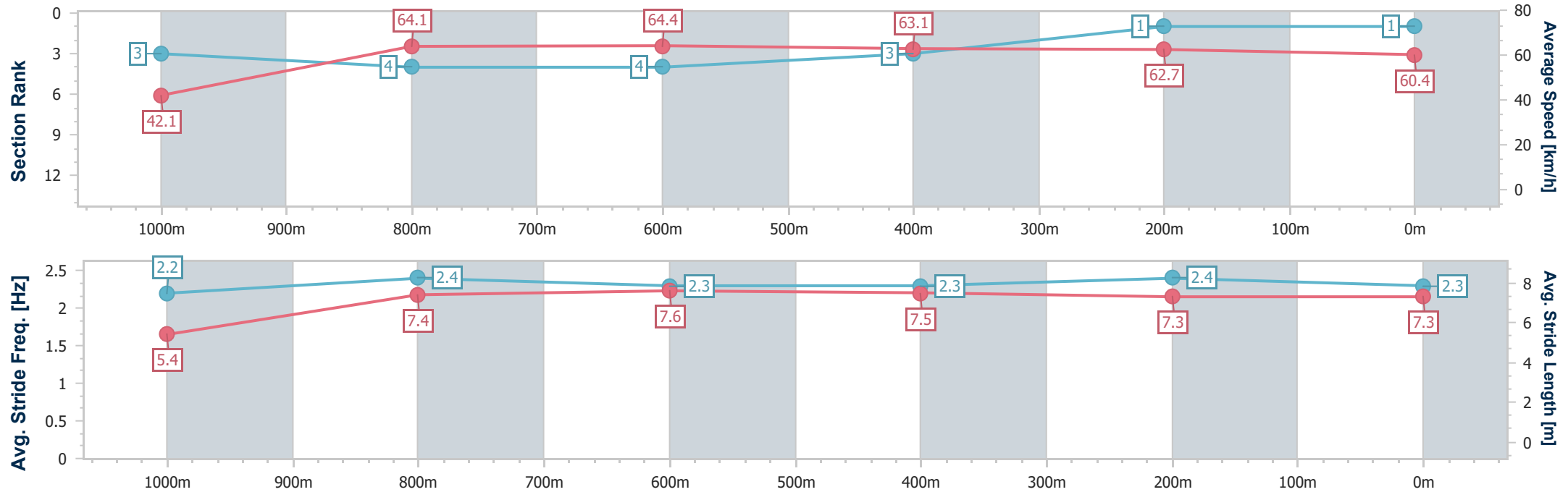
Horse/Jockey Name	Adalie
Final Rank	1
Fastest Section Time (Section)	0:08.56 (Overall)
Top Speed [km/h] (Section)	66.4 (800m)
Race State	Finished



ToowoombaProfessional
Race 1: PLATINUM GLASS & SECURITY BENCHMARK 65
Handicap - 1100m
15 November 2025 - 17:18
Track Rating: Soft 5, Weather: Overcast, Rail Position: +1 metre
Entire



Section	Overall	1000m	800m	600m	400m	200m								
Section Times	1:06.19 [1] (0:08.56)	0:57.63 [3] (0:11.27)	0:46.36 [4] (0:11.22)	0:35.14 [4] (0:11.56)	0:23.58 [3] (0:11.65)	0:11.93 [1] (0:11.93)								
Average Speed [km/h]	42.1	64.1	64.4	63.1	62.7	60.4								
Top Speed [km/h]	61.6	66.3	66.4	64.2	63.5	62.3								
Avg. Dist. to Rail [m]	5.7	0.9	1.8	2.9	4.5	5.4								
Avg. Stride Freq. [Hz]	2.2	2.4	2.3	2.3	2.4	2.3								
Avg. Stride Length [m]	5.4	7.4	7.6	7.5	7.3	7.3								



[] Ranking at each section and finish
-.-.- No data available at this section
NA No data available



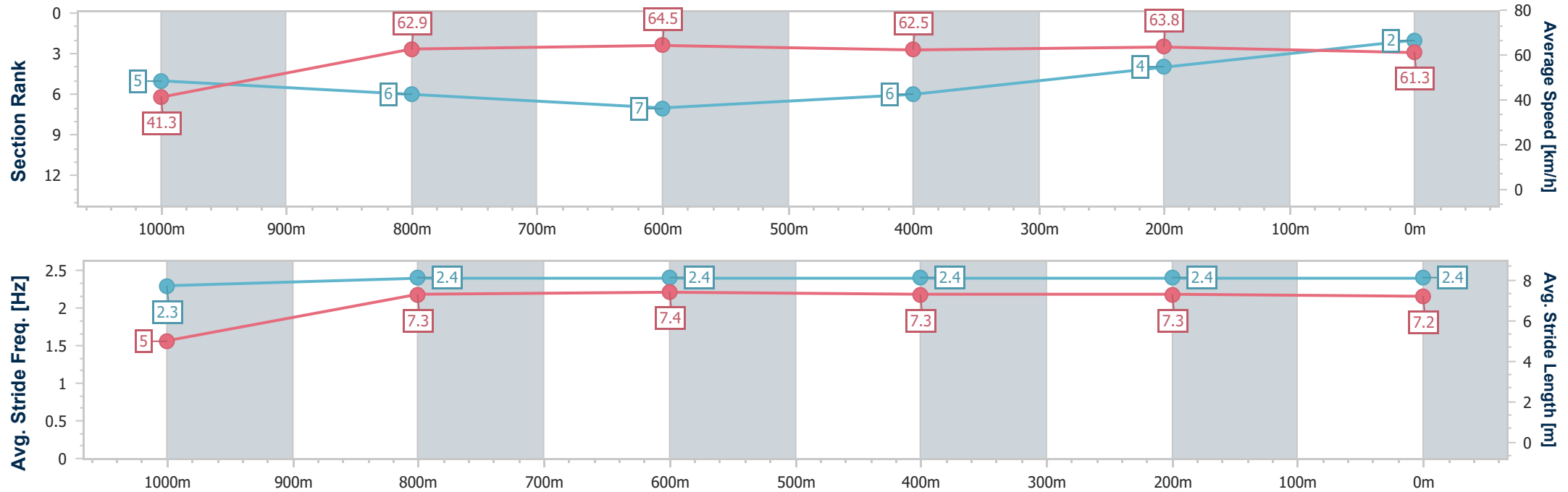
Horse/Jockey Name	Satay Chicken
Final Rank	2
Fastest Section Time (Section)	0:08.78 (Overall)
Top Speed [km/h] (Section)	65.8 (800m)
Race State	Finished



ToowoombaProfessional
Race 1: PLATINUM GLASS & SECURITY BENCHMARK 65
Handicap - 1100m
15 November 2025 - 17:18
Track Rating: Soft 5, Weather: Overcast, Rail Position: +1 metre Entire



Section	Overall	1000m	800m	600m	400m	200m							
Section Times	1:06.32 [2] (0:08.78)	0:57.54 [5] (0:11.51)	0:46.03 [6] (0:11.20)	0:34.83 [7] (0:11.68)	0:23.15 [6] (0:11.42)	0:11.73 [4] (0:11.73)							
Average Speed [km/h]	41.3	62.9	64.5	62.5	63.8	61.3							
Top Speed [km/h]	58.8	65.8	65.8	63.6	64.5	63.7							
Avg. Dist. to Rail [m]	9.4	2.3	1.1	2.3	4.5	7.8							
Avg. Stride Freq. [Hz]	2.3	2.4	2.4	2.4	2.4	2.4							
Avg. Stride Length [m]	5.0	7.3	7.4	7.3	7.3	7.2							





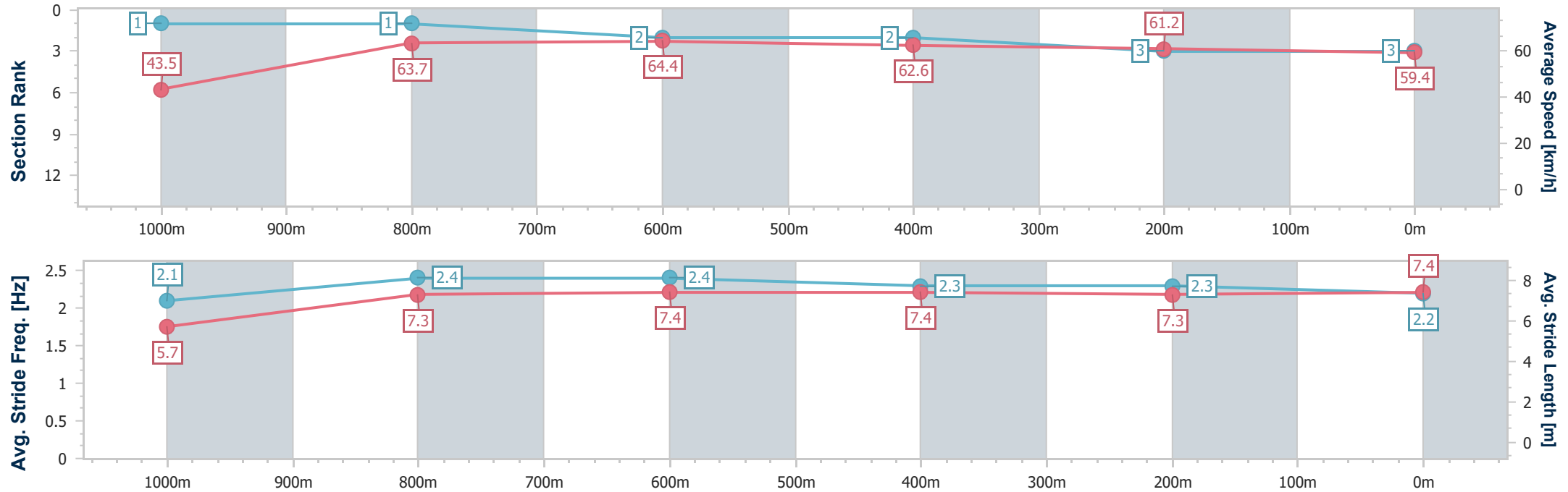
Horse/Jockey Name	Hoot 'N' Holler
Final Rank	3
Fastest Section Time (Section)	0:08.27 (Overall)
Top Speed [km/h] (Section)	65.2 (800m)
Race State	Finished



ToowoombaProfessional
Race 1: PLATINUM GLASS & SECURITY BENCHMARK 65
Handicap - 1100m
15 November 2025 - 17:18
Track Rating: Soft 5, Weather: Overcast, Rail Position: +1 metre
Entire



Section	Overall	1000m	800m	600m	400m	200m							
Section Times	1:06.44 [3] (0:08.27)	0:58.17 [1] (0:11.33)	0:46.84 [1] (0:11.23)	0:35.61 [2] (0:11.65)	0:23.96 [2] (0:11.87)	0:12.09 [3] (0:12.09)							
Average Speed [km/h]	43.5	63.7	64.4	62.6	61.2	59.4							
Top Speed [km/h]	60.8	65.0	65.2	63.8	62.3	60.7							
Avg. Dist. to Rail [m]	2.6	0.3	2.0	2.7	2.9	2.4							
Avg. Stride Freq. [Hz]	2.1	2.4	2.4	2.3	2.3	2.2							
Avg. Stride Length [m]	5.7	7.3	7.4	7.4	7.3	7.4							



[] Ranking at each section and finish
- - - - No data available at this section
NA No data available



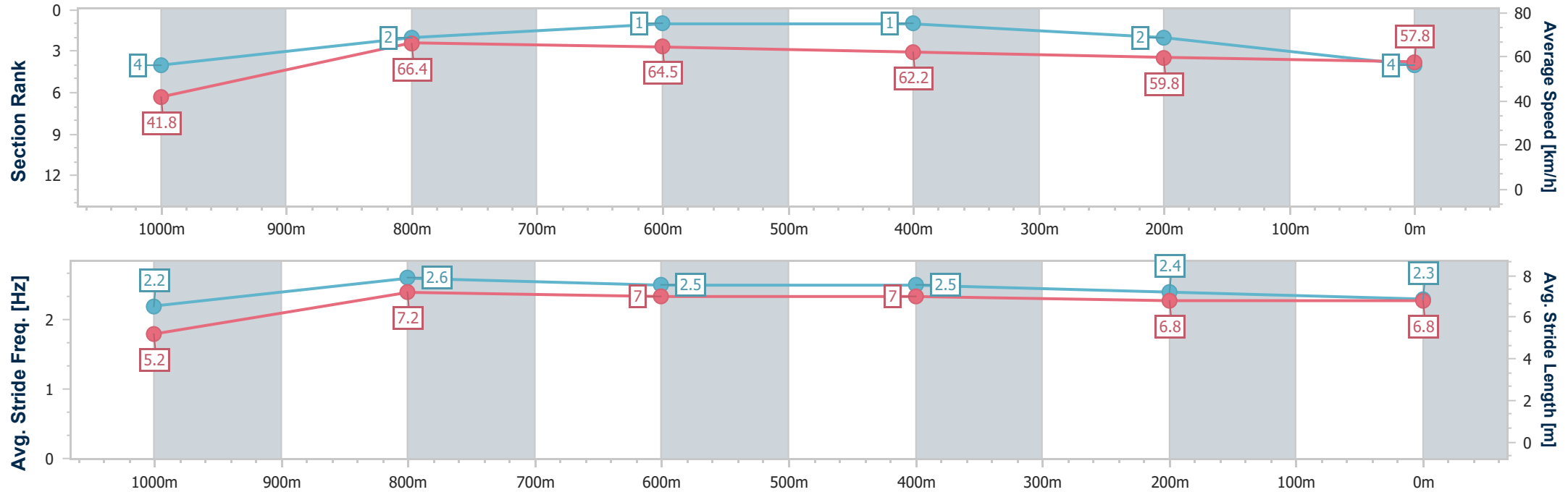
Horse/Jockey Name	Bee Two
Final Rank	4
Fastest Section Time (Section)	0:08.66 (Overall)
Top Speed [km/h] (Section)	68.1 (1000m)
Race State	Finished



ToowoombaProfessional
Race 1: PLATINUM GLASS & SECURITY BENCHMARK 65
Handicap - 1100m
15 November 2025 - 17:18
Track Rating: Soft 5, Weather: Overcast, Rail Position: +1 metre
Entire



Section	Overall	1000m	800m	600m	400m	200m							
Section Times	1:06.80 [4] (0:08.66)	0:58.14 [4] (0:10.95)	0:47.19 [2] (0:11.14)	0:36.05 [1] (0:11.53)	0:24.52 [1] (0:12.03)	0:12.49 [2] (0:12.49)							
Average Speed [km/h]	41.8	66.4	64.5	62.2	59.8	57.8							
Top Speed [km/h]	63.4	68.1	66.7	63.5	61.2	59.2							
Avg. Dist. to Rail [m]	7.6	3.1	0.3	0.5	0.5	0.7							
Avg. Stride Freq. [Hz]	2.2	2.6	2.5	2.5	2.4	2.3							
Avg. Stride Length [m]	5.2	7.2	7.0	7.0	6.8	6.8							





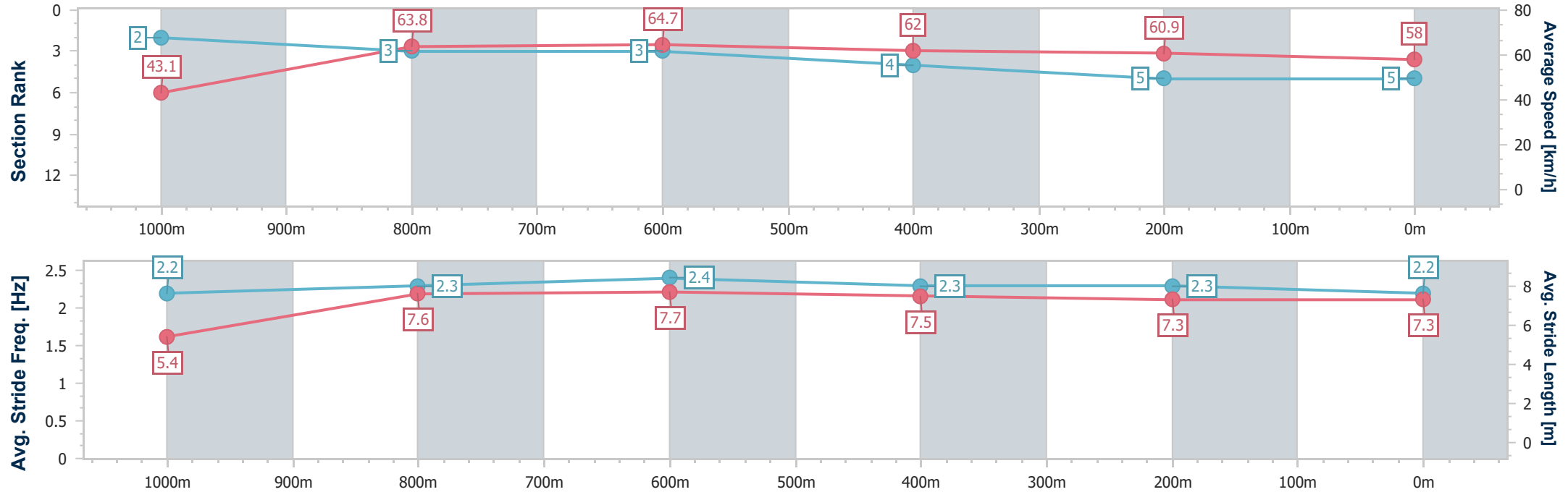
Horse/Jockey Name	Rum Diary
Final Rank	5
Fastest Section Time (Section)	0:08.38 (Overall)
Top Speed [km/h] (Section)	66.4 (1000m)
Race State	Finished



ToowoombaProfessional
Race 1: PLATINUM GLASS & SECURITY BENCHMARK 65
Handicap - 1100m
15 November 2025 - 17:18
Track Rating: Soft 5, Weather: Overcast, Rail Position: +1 metre
Entire



Section	Overall	1000m	800m	600m	400m	200m							
Section Times	1:07.03 [5] (0:08.38)	0:58.65 [2] (0:11.38)	0:47.27 [3] (0:11.20)	0:36.07 [3] (0:11.72)	0:24.35 [4] (0:11.91)	0:12.44 [5] (0:12.44)							
Average Speed [km/h]	43.1	63.8	64.7	62.0	60.9	58.0							
Top Speed [km/h]	60.9	66.4	66.3	64.5	62.4	59.1							
Avg. Dist. to Rail [m]	4.5	1.8	2.4	1.6	2.4	1.9							
Avg. Stride Freq. [Hz]	2.2	2.3	2.4	2.3	2.3	2.2							
Avg. Stride Length [m]	5.4	7.6	7.7	7.5	7.3	7.3							



[] Ranking at each section and finish
-.-.- No data available at this section
NA No data available



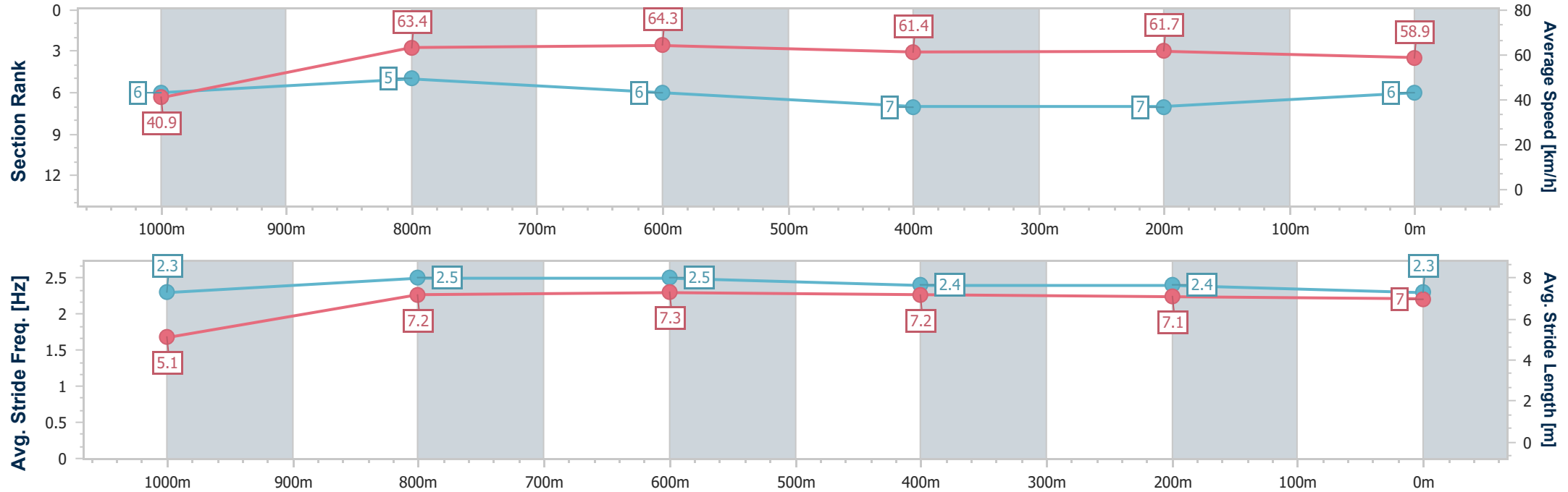
Horse/Jockey Name	Howler
Final Rank	6
Fastest Section Time (Section)	0:08.83 (Overall)
Top Speed [km/h] (Section)	66.9 (800m)
Race State	Finished



ToowoombaProfessional
Race 1: PLATINUM GLASS & SECURITY BENCHMARK 65
Handicap - 1100m
15 November 2025 - 17:18
Track Rating: Soft 5, Weather: Overcast, Rail Position: +1 metre
Entire



Section	Overall	1000m	800m	600m	400m	200m							
Section Times	1:07.46 [6] (0:08.83)	0:58.63 [6] (0:11.35)	0:47.28 [5] (0:11.27)	0:36.01 [6] (0:11.97)	0:24.04 [7] (0:11.82)	0:12.22 [7] (0:12.22)							
Average Speed [km/h]	40.9	63.4	64.3	61.4	61.7	58.9							
Top Speed [km/h]	61.0	66.2	66.9	63.3	63.3	61.3							
Avg. Dist. to Rail [m]	8.4	0.9	1.8	3.8	4.6	5.9							
Avg. Stride Freq. [Hz]	2.3	2.5	2.5	2.4	2.4	2.3							
Avg. Stride Length [m]	5.1	7.2	7.3	7.2	7.1	7.0							





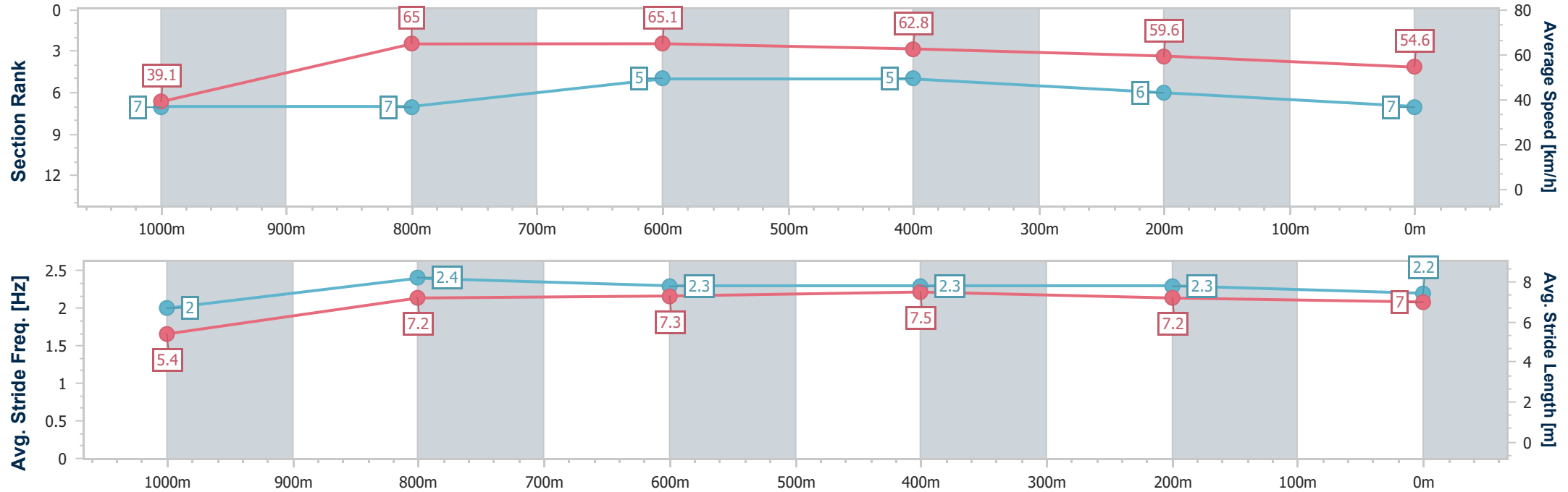
Horse/Jockey Name	Kwami
Final Rank	7
Fastest Section Time (Section)	0:09.15 (Overall)
Top Speed [km/h] (Section)	66.9 (800m)
Race State	Finished



ToowoombaProfessional
Race 1: PLATINUM GLASS & SECURITY BENCHMARK 65
Handicap - 1100m
15 November 2025 - 17:18
Track Rating: Soft 5, Weather: Overcast, Rail Position: +1 metre
Entire



Section	Overall	1000m	800m	600m	400m	200m							
Section Times	1:08.07 [7] (0:09.15)	0:58.92 [7] (0:11.16)	0:47.76 [7] (0:11.10)	0:36.66 [5] (0:11.42)	0:25.24 [5] (0:12.09)	0:13.15 [6] (0:13.15)							
Average Speed [km/h]	39.1	65.0	65.1	62.8	59.6	54.6							
Top Speed [km/h]	63.8	66.0	66.9	64.3	62.0	57.7							
Avg. Dist. to Rail [m]	6.3	1.2	1.0	0.7	0.9	2.3							
Avg. Stride Freq. [Hz]	2.0	2.4	2.3	2.3	2.3	2.2							
Avg. Stride Length [m]	5.4	7.2	7.3	7.5	7.2	7.0							





Toowoomba Professional
Race 2: SUB-ZERO AIRCONDITIONING BENCHMARK 58 Handicap - 1000m
15 November 2025 - 17:55



Track Rating: Soft 5, Weather: Overcast, Rail Position: +1 metre Entire

Section						Overall	800m	600m	400m	200m			Last 600m
Field Times						0:59.91 (0:14.06)	0:45.85 (0:11.51)	0:34.34 (0:11.54)	0:22.80 (0:11.27)	0:11.53 (0:11.53)			0:34.34
Rank	TAB	Horse/Jockey	Barrier	Top Speed [km/h]	Fastest Section						Margin		
1	5	BEEN A SECRET	1	65.5	0:11.27	0:59.91 [1]	0:45.81 [2]	0:34.34 [1]	0:22.80 [1]	0:11.53 [1]	0:59.91	0:34.34	
		Chloe Lowe		Overall	400m	(0:14.10)	(0:11.47)	(0:11.54)	(0:11.27)	(0:11.53)			
2	6	STILLWELL	5	65.7	0:11.18	1:00.15 [2]	0:45.51 [7]	0:34.04 [6]	0:22.44 [6]	0:11.18 [5]	1.4L	0:34.04	+2
		Colleen Krahn		400m	200m	(0:14.64)	(0:11.47)	(0:11.60)	(0:11.26)	(0:11.18)			
3	7	TURN UP THE MUSIC	6	65.6	0:11.33	1:00.29 [3]	0:46.23 [1]	0:34.66 [2]	0:23.08 [2]	0:11.75 [2]	2.26L	0:34.66	+2
		Rob Thorburn		Overall	400m	(0:14.06)	(0:11.57)	(0:11.58)	(0:11.33)	(0:11.75)			
4	10	GIGGY	4	65.9	0:11.34	1:00.35 [4]	0:45.87 [5]	0:34.39 [5]	0:23.04 [3]	0:11.70 [3]	2.6L	0:34.39	-6
		Stacey Callow		Overall	400m	(0:14.48)	(0:11.48)	(0:11.35)	(0:11.34)	(0:11.70)			
5	8	DUBIOUS SIX	7	64.7	0:11.28	1:00.46 [5]	0:45.62 [8]	0:34.20 [7]	0:22.75 [7]	0:11.47 [6]	3.22L	0:34.20	-6
		Kelsey Lenton		400m	400m	(0:14.84)	(0:11.42)	(0:11.45)	(0:11.28)	(0:11.47)			
6	2	ZA HIDDEN DRAGON	3	65.1	0:11.44	1:00.82 [6]	0:46.50 [3]	0:34.91 [4]	0:23.35 [4]	0:11.91 [4]	5.38L	0:34.91	-1
		Chelsea Baker		Overall	400m	(0:14.32)	(0:11.59)	(0:11.56)	(0:11.44)	(0:11.91)			
7	13	DUCHESS BREE	8	65.8	0:11.38	1:01.24 [7]	0:46.27 [9]	0:34.89 [8]	0:23.24 [8]	0:11.81 [8]	7.85L	0:34.89	+3
		Billie-Rose Andrew		800m	800m	(0:14.97)	(0:11.38)	(0:11.65)	(0:11.43)	(0:11.81)			
8	12	ABOVE THE WORLD	2	64.2	0:11.49	1:01.56 [8]	0:46.93 [6]	0:35.02 [9]	0:23.25 [9]	0:11.76 [9]	9.7L	0:35.02	-8
		Adin Thompson		Overall	400m	(0:14.63)	(0:11.91)	(0:11.77)	(0:11.49)	(0:11.76)			
9	11	KEWELL	9	65.8	0:11.54	1:01.75 [9]	0:47.41 [4]	0:35.87 [3]	0:24.28 [5]	0:12.51 [7]	10.8L	0:35.87	+3
		Kenji Yoshida		Overall	800m	(0:14.34)	(0:11.54)	(0:11.59)	(0:11.77)	(0:12.51)			

Scratched: Mr Encore (#1), Bee Two (#3), Carribean King (#4), Son Of Sampson (#9)



Horse/Jockey Name	Been A Secret
Final Rank	1
Fastest Section Time (Section)	0:11.27 (400m)
Top Speed [km/h] (Section)	65.5 (Overall)
Race State	Finished

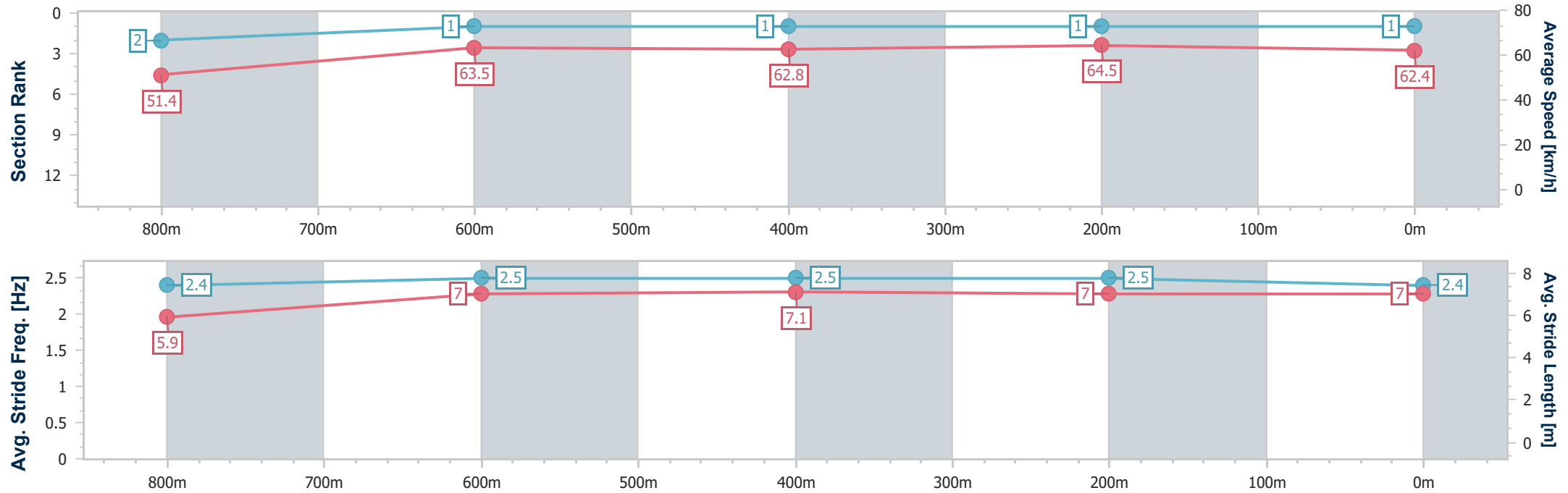


ToowoombaProfessional
Race 2: SUB-ZERO AIRCONDITIONING BENCHMARK 58
Handicap - 1000m



15 November 2025 - 17:55
Track Rating: Soft 5, Weather: Overcast, Rail Position: +1 metre
Entire

Section	Overall	800m	600m	400m	200m								
Section Times	0:59.91 [1] (0:14.10)	0:45.81 [2] (0:11.47)	0:34.34 [1] (0:11.54)	0:22.80 [1] (0:11.27)	0:11.53 [1] (0:11.53)								
Average Speed [km/h]	51.4	63.5	62.8	64.5	62.4								
Top Speed [km/h]	65.5	64.4	63.9	65.0	63.8								
Avg. Dist. to Rail [m]	4.0	2.7	2.2	1.4	2.3								
Avg. Stride Freq. [Hz]	2.4	2.5	2.5	2.5	2.4								
Avg. Stride Length [m]	5.9	7.0	7.1	7.0	7.0								



- [] Ranking at each section and finish
- .-.- No data available at this section
- NA No data available



Horse/Jockey Name	Stillwell
Final Rank	2
Fastest Section Time (Section)	0:11.18 (200m)
Top Speed [km/h] (Section)	65.7 (400m)
Race State	Finished

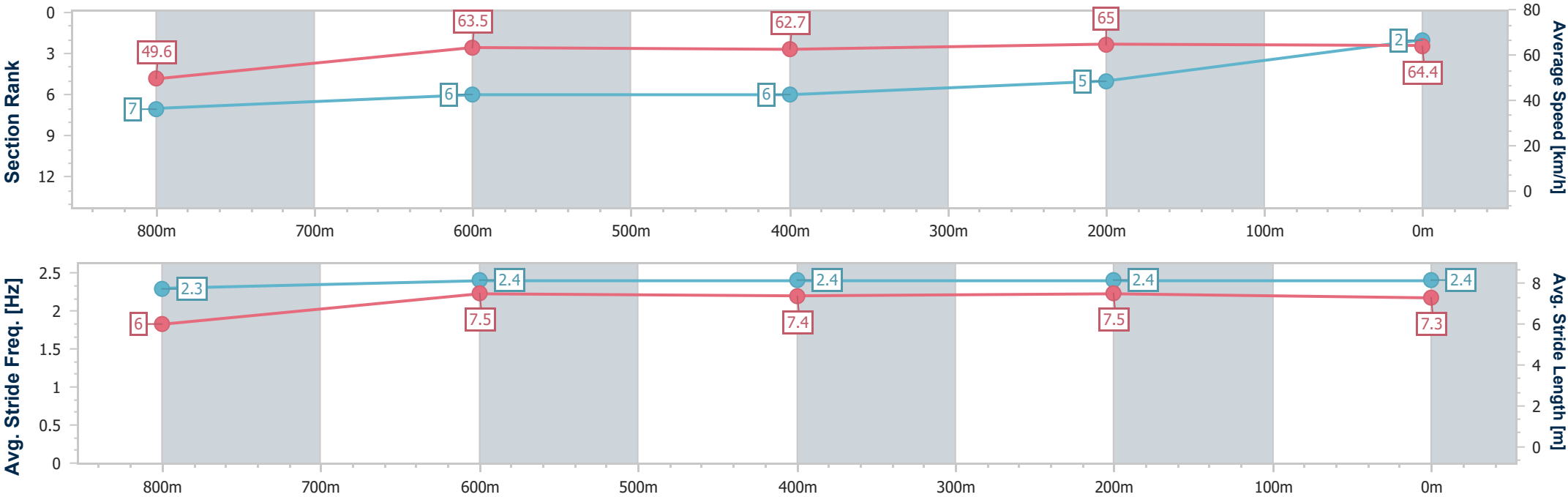


ToowoombaProfessional
Race 2: SUB-ZERO AIRCONDITIONING BENCHMARK 58
Handicap - 1000m



15 November 2025 - 17:55
Track Rating: Soft 5, Weather: Overcast, Rail Position: +1 metre
Entire

Section	Overall	800m	600m	400m	200m										
Section Times	1:00.15 [2] (0:14.64)	0:45.51 [7] (0:11.47)	0:34.04 [6] (0:11.60)	0:22.44 [6] (0:11.26)	0:11.18 [5] (0:11.18)										
Average Speed [km/h]	49.6	63.5	62.7	65.0	64.4										
Top Speed [km/h]	64.3	64.5	64.4	65.7	65.4										
Avg. Dist. to Rail [m]	6.2	2.5	2.2	4.3	4.8										
Avg. Stride Freq. [Hz]	2.3	2.4	2.4	2.4	2.4										
Avg. Stride Length [m]	6.0	7.5	7.4	7.5	7.3										



- [] Ranking at each section and finish
- .-.- No data available at this section
- NA No data available



Horse/Jockey Name	Turn Up The Music
Final Rank	3
Fastest Section Time (Section)	0:11.33 (400m)
Top Speed [km/h] (Section)	65.6 (Overall)
Race State	Finished

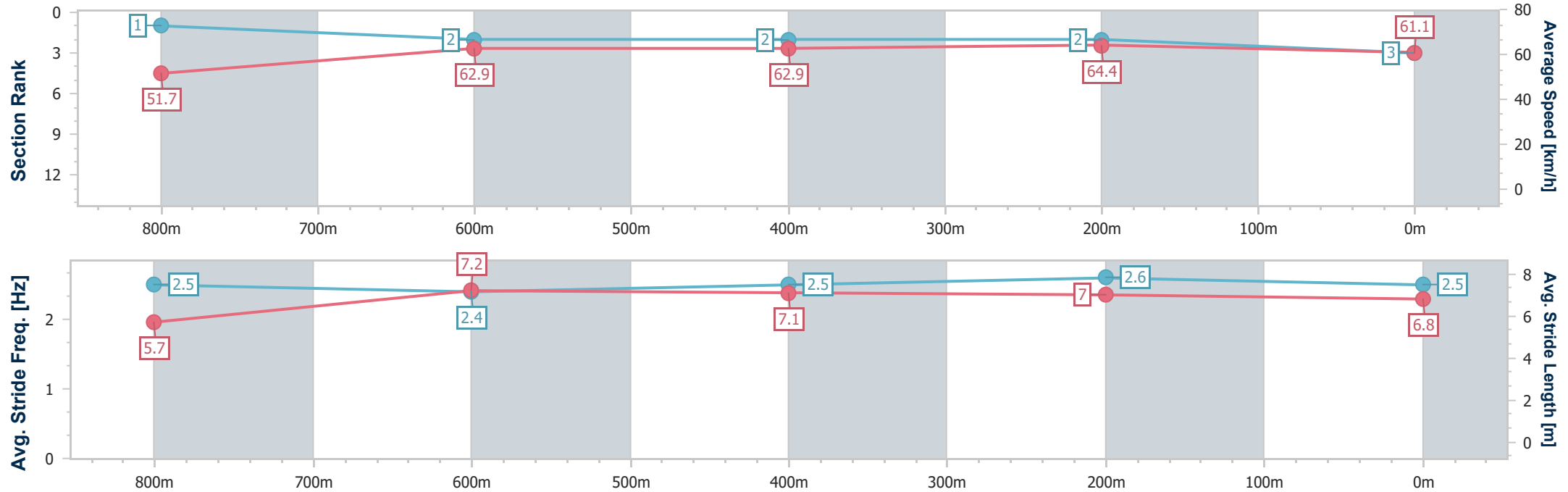


ToowoombaProfessional
Race 2: SUB-ZERO AIRCONDITIONING BENCHMARK 58
Handicap - 1000m



15 November 2025 - 17:55
Track Rating: Soft 5, Weather: Overcast, Rail Position: +1 metre
Entire

Section	Overall	800m	600m	400m	200m									
Section Times	1:00.29 [3] (0:14.06)	0:46.23 [1] (0:11.57)	0:34.66 [2] (0:11.58)	0:23.08 [2] (0:11.33)	0:11.75 [2] (0:11.75)									
Average Speed [km/h]	51.7	62.9	62.9	64.4	61.1									
Top Speed [km/h]	65.6	64.6	64.0	65.3	63.9									
Avg. Dist. to Rail [m]	6.6	2.8	2.5	3.6	4.3									
Avg. Stride Freq. [Hz]	2.5	2.4	2.5	2.6	2.5									
Avg. Stride Length [m]	5.7	7.2	7.1	7.0	6.8									



[] Ranking at each section and finish
- - - - No data available at this section
NA No data available



Horse/Jockey Name	Giggy
Final Rank	4
Fastest Section Time (Section)	0:11.34 (400m)
Top Speed [km/h] (Section)	65.9 (Overall)
Race State	Finished

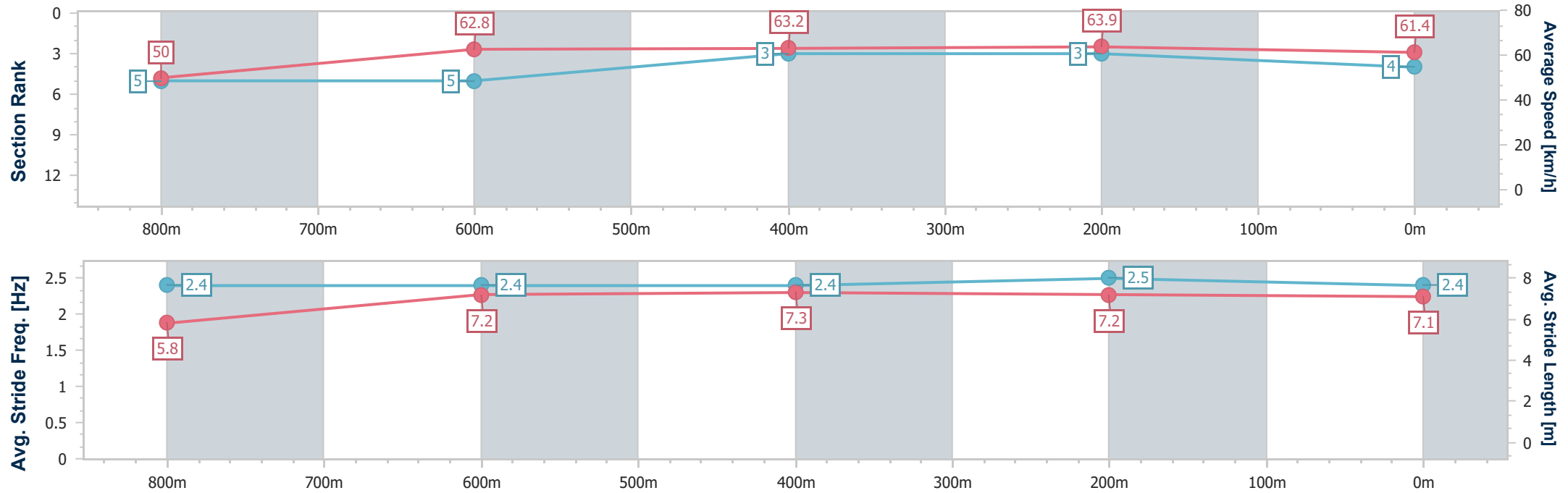


ToowoombaProfessional
Race 2: SUB-ZERO AIRCONDITIONING BENCHMARK 58
Handicap - 1000m



15 November 2025 - 17:55
Track Rating: Soft 5, Weather: Overcast, Rail Position: +1 metre
Entire

Section	Overall	800m	600m	400m	200m									
Section Times	1:00.35 [4] (0:14.48)	0:45.87 [5] (0:11.48)	0:34.39 [5] (0:11.35)	0:23.04 [3] (0:11.34)	0:11.70 [3] (0:11.70)									
Average Speed [km/h]	50.0	62.8	63.2	63.9	61.4									
Top Speed [km/h]	65.9	65.1	65.3	65.5	63.9									
Avg. Dist. to Rail [m]	4.7	0.9	0.7	1.8	1.5									
Avg. Stride Freq. [Hz]	2.4	2.4	2.4	2.5	2.4									
Avg. Stride Length [m]	5.8	7.2	7.3	7.2	7.1									



- [] Ranking at each section and finish
- .-.- No data available at this section
- NA No data available



Horse/Jockey Name	Dubious Six
Final Rank	5
Fastest Section Time (Section)	0:11.28 (400m)
Top Speed [km/h] (Section)	64.7 (400m)
Race State	Finished

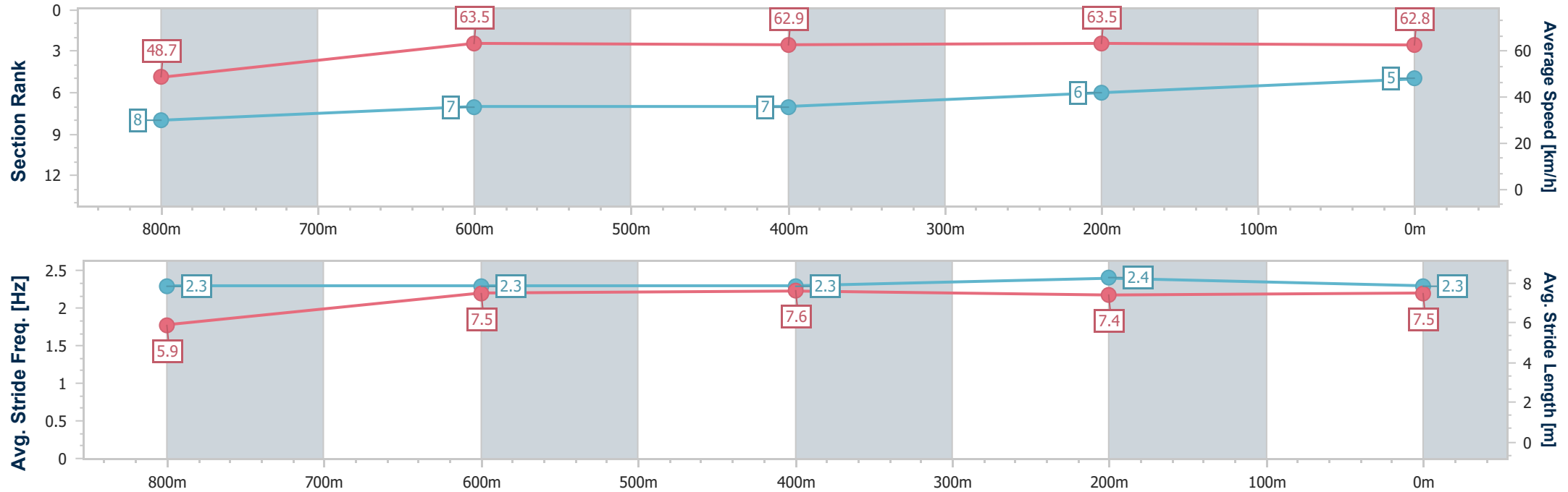


ToowoombaProfessional
Race 2: SUB-ZERO AIRCONDITIONING BENCHMARK 58
Handicap - 1000m



15 November 2025 - 17:55
Track Rating: Soft 5, Weather: Overcast, Rail Position: +1 metre
Entire

Section	Overall	800m	600m	400m	200m										
Section Times	1:00.46 [5] (0:14.84)	0:45.62 [8] (0:11.42)	0:34.20 [7] (0:11.45)	0:22.75 [7] (0:11.28)	0:11.47 [6] (0:11.47)										
Average Speed [km/h]	48.7	63.5	62.9	63.5	62.8										
Top Speed [km/h]	63.8	64.6	64.0	64.7	63.9										
Avg. Dist. to Rail [m]	5.0	1.8	0.5	1.3	1.4										
Avg. Stride Freq. [Hz]	2.3	2.3	2.3	2.4	2.3										
Avg. Stride Length [m]	5.9	7.5	7.6	7.4	7.5										



- [] Ranking at each section and finish
- .-.- No data available at this section
- NA No data available



Horse/Jockey Name	Za Hidden Dragon
Final Rank	6
Fastest Section Time (Section)	0:11.44 (400m)
Top Speed [km/h] (Section)	65.1 (Overall)
Race State	Finished

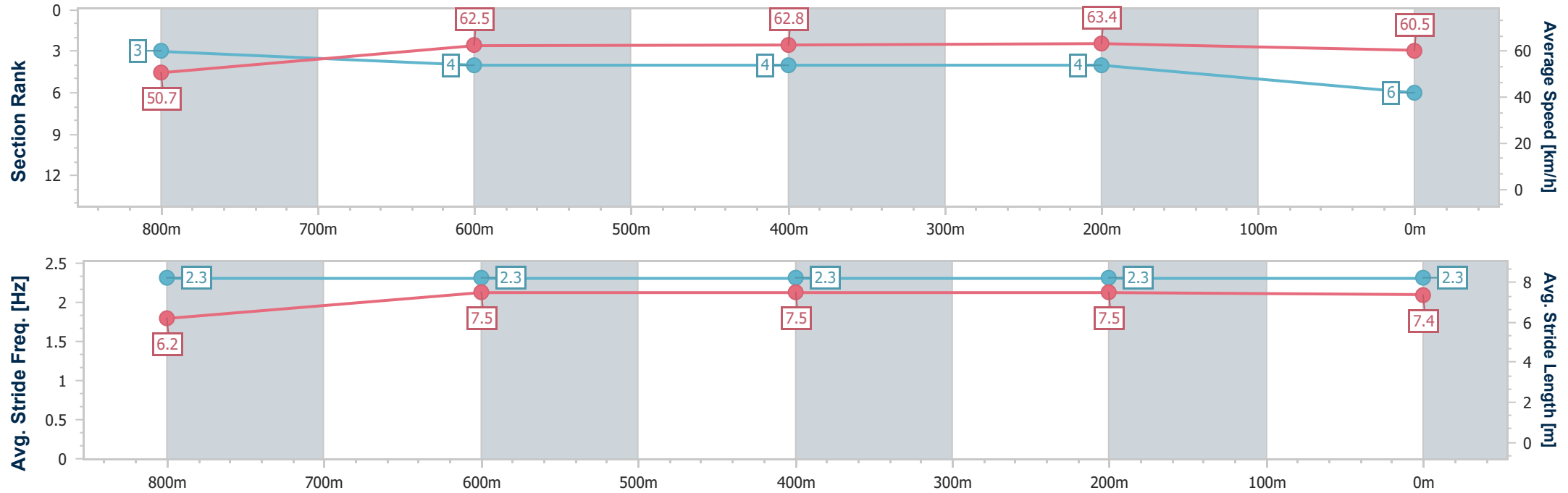


ToowoombaProfessional
Race 2: SUB-ZERO AIRCONDITIONING BENCHMARK 58
Handicap - 1000m



15 November 2025 - 17:55
Track Rating: Soft 5, Weather: Overcast, Rail Position: +1 metre
Entire

Section	Overall	800m	600m	400m	200m										
Section Times	1:00.82 [6] (0:14.32)	0:46.50 [3] (0:11.59)	0:34.91 [4] (0:11.56)	0:23.35 [4] (0:11.44)	0:11.91 [4] (0:11.91)										
Average Speed [km/h]	50.7	62.5	62.8	63.4	60.5										
Top Speed [km/h]	65.1	64.6	63.7	64.7	62.5										
Avg. Dist. to Rail [m]	5.9	1.8	1.5	1.7	2.7										
Avg. Stride Freq. [Hz]	2.3	2.3	2.3	2.3	2.3										
Avg. Stride Length [m]	6.2	7.5	7.5	7.5	7.4										



- [] Ranking at each section and finish
- .-.- No data available at this section
- NA No data available



Horse/Jockey Name	Duchess Bree
Final Rank	7
Fastest Section Time (Section)	0:11.38 (800m)
Top Speed [km/h] (Section)	65.8 (800m)
Race State	Finished

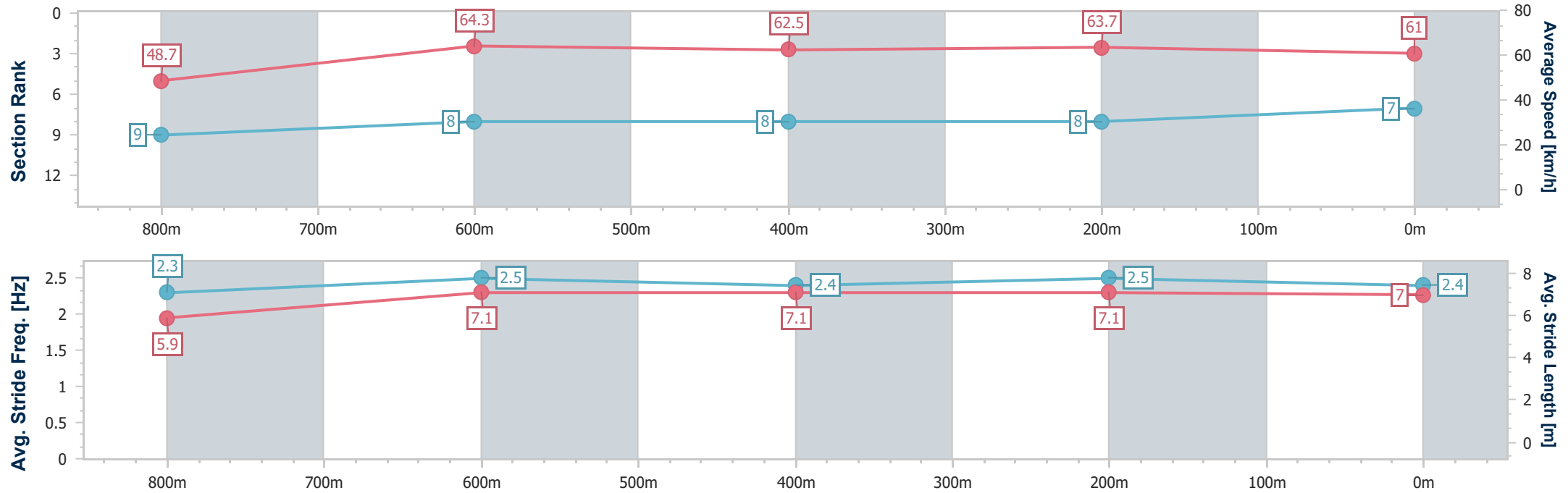


ToowoombaProfessional
Race 2: SUB-ZERO AIRCONDITIONING BENCHMARK 58
Handicap - 1000m



15 November 2025 - 17:55
Track Rating: Soft 5, Weather: Overcast, Rail Position: +1 metre
Entire

Section	Overall	800m	600m	400m	200m									
Section Times	1:01.24 [7] (0:14.97)	0:46.27 [9] (0:11.38)	0:34.89 [8] (0:11.65)	0:23.24 [8] (0:11.43)	0:11.81 [8] (0:11.81)									
Average Speed [km/h]	48.7	64.3	62.5	63.7	61.0									
Top Speed [km/h]	64.3	65.8	63.4	63.8	63.3									
Avg. Dist. to Rail [m]	8.3	3.9	2.7	2.9	5.3									
Avg. Stride Freq. [Hz]	2.3	2.5	2.4	2.5	2.4									
Avg. Stride Length [m]	5.9	7.1	7.1	7.1	7.0									



[] Ranking at each section and finish
-.-.- No data available at this section
NA No data available



Horse/Jockey Name	Above The World
Final Rank	8
Fastest Section Time (Section)	0:11.49 (400m)
Top Speed [km/h] (Section)	64.2 (Overall)
Race State	Finished

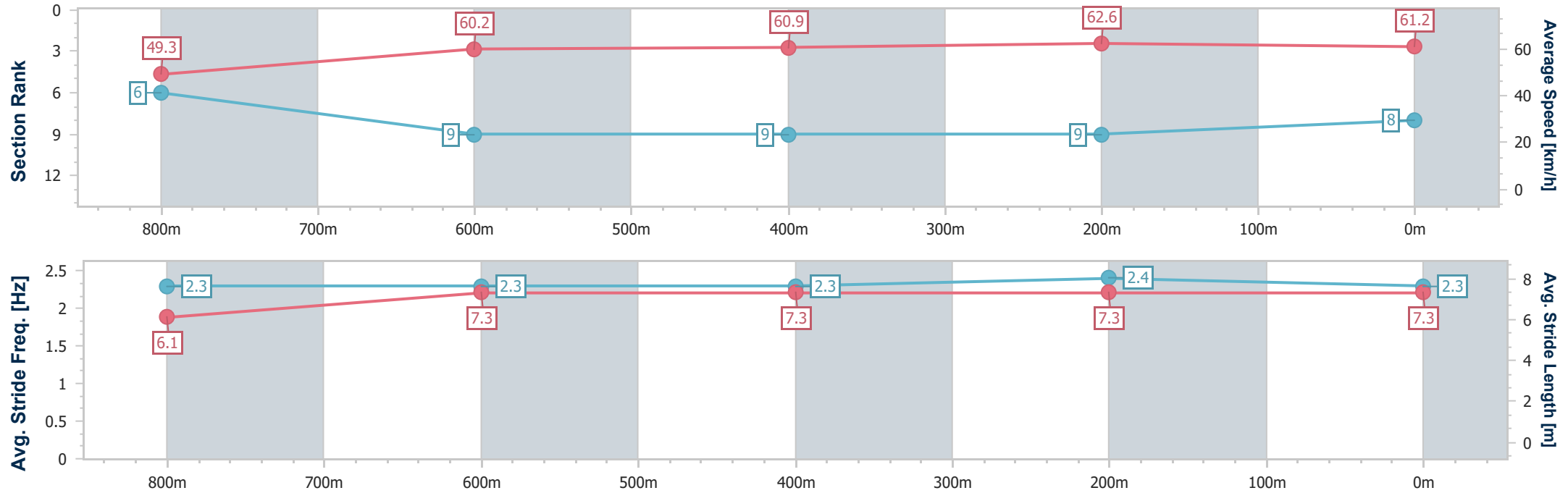


ToowoombaProfessional
Race 2: SUB-ZERO AIRCONDITIONING BENCHMARK 58
Handicap - 1000m



15 November 2025 - 17:55
Track Rating: Soft 5, Weather: Overcast, Rail Position: +1 metre
Entire

Section	Overall	800m	600m	400m	200m										
Section Times	1:01.56 [8] (0:14.63)	0:46.93 [6] (0:11.91)	0:35.02 [9] (0:11.77)	0:23.25 [9] (0:11.49)	0:11.76 [9] (0:11.76)										
Average Speed [km/h]	49.3	60.2	60.9	62.6	61.2										
Top Speed [km/h]	64.2	63.0	63.0	63.7	63.0										
Avg. Dist. to Rail [m]	2.8	1.0	0.8	1.1	3.6										
Avg. Stride Freq. [Hz]	2.3	2.3	2.3	2.4	2.3										
Avg. Stride Length [m]	6.1	7.3	7.3	7.3	7.3										



- [] Ranking at each section and finish
- .-.- No data available at this section
- NA No data available



Horse/Jockey Name	Kewell
Final Rank	9
Fastest Section Time (Section)	0:11.54 (800m)
Top Speed [km/h] (Section)	65.8 (Overall)
Race State	Finished

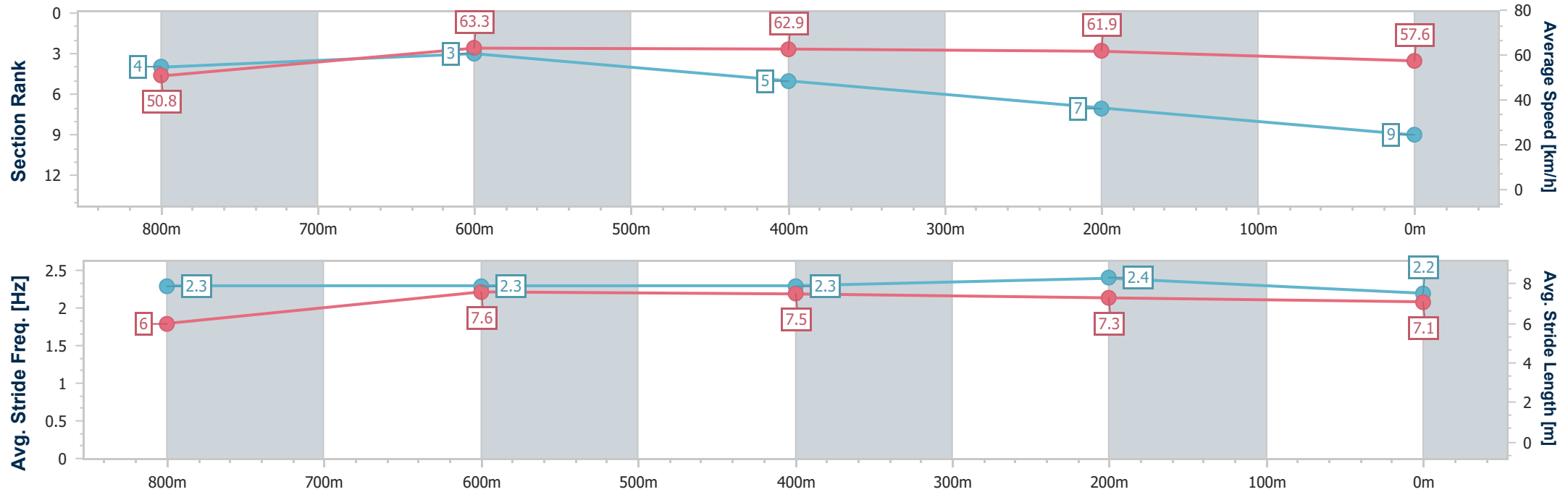


ToowoombaProfessional
Race 2: SUB-ZERO AIRCONDITIONING BENCHMARK 58
Handicap - 1000m



15 November 2025 - 17:55
Track Rating: Soft 5, Weather: Overcast, Rail Position: +1 metre
Entire

Section	Overall	800m	600m	400m	200m										
Section Times	1:01.75 [9] (0:14.34)	0:47.41 [4] (0:11.54)	0:35.87 [3] (0:11.59)	0:24.28 [5] (0:11.77)	0:12.51 [7] (0:12.51)										
Average Speed [km/h]	50.8	63.3	62.9	61.9	57.6										
Top Speed [km/h]	65.8	64.9	64.0	64.2	60.2										
Avg. Dist. to Rail [m]	8.8	3.0	2.7	3.9	3.1										
Avg. Stride Freq. [Hz]	2.3	2.3	2.3	2.4	2.2										
Avg. Stride Length [m]	6.0	7.6	7.5	7.3	7.1										



- [] Ranking at each section and finish
- .-.- No data available at this section
- NA No data available



Toowoomba Professional

Race 3: WAGNER CIVIL BENCHMARK 70 Handicap - 1300m

15 November 2025 - 18:31



Track Rating: Soft 5, Weather: Overcast, Rail Position: +1 metre Entire

Section		Overall				1200m	1000m	800m	600m	400m	Last 600m	
Field Times		1:19.02 (0:08.64)				1:10.38 (0:11.05)	0:59.33 (0:11.75)	0:47.58 (0:11.86)	0:35.72 (0:11.90)	0:23.82 (0:11.89)	0:35.72	
Rank	TAB	Horse/Jockey	Barrier	Top Speed [km/h]	Fastest Section							Distance Travelled [m]
1	7	THE LOUVRE	6	65.5	0:09.10	1:19.02 [1]	1:09.92 [6]	0:58.46 [9]	0:46.77 [9]	0:35.01 [9]	0:23.31 [7]	0:35.01
		Chelsea Baker		1200m	Overall	(0:09.10)	(0:11.46)	(0:11.69)	(0:11.76)	(0:11.70)	(0:11.70)	
2	13	DON'T DISS AROUND	11	66.8	0:09.30	1:19.10 [2]	1:09.80 [10]	0:58.67 [7]	0:47.07 [8]	0:35.21 [8]	0:23.37 [9]	0:35.21 -7
		Kenji Yoshida		1200m	Overall	(0:09.30)	(0:11.13)	(0:11.60)	(0:11.86)	(0:11.84)	(0:11.63)	
3	12	DOWNEY	10	65.0	0:09.14	1:19.20 [3]	1:10.06 [9]	0:58.30 [10]	0:46.86 [10]	0:35.04 [10]	0:23.32 [10]	0:35.04 -9
		Robbie Downey		1000m	Overall	(0:09.14)	(0:11.76)	(0:11.44)	(0:11.82)	(0:11.72)	(0:11.53)	
4	11	GIDDAY GIDDAY	3	65.5	0:08.73	1:19.27 [4]	1:10.54 [2]	0:59.29 [2]	0:47.74 [2]	0:35.89 [2]	0:24.07 [1]	0:35.89 -5
		Kelsey Lenton		1200m	Overall	(0:08.73)	(0:11.25)	(0:11.55)	(0:11.85)	(0:11.82)	(0:11.89)	
5	6	NEVER GIVE UP	5	67.2	0:09.12	1:19.58 [5]	1:10.46 [7]	0:59.33 [6]	0:47.92 [4]	0:36.05 [4]	0:24.12 [5]	0:36.05 -3
		Gary Geran		1200m	Overall	(0:09.12)	(0:11.13)	(0:11.41)	(0:11.87)	(0:11.93)	(0:11.83)	
5	5	THE DEPUTY	4	65.8	0:08.77	1:19.58 [5]	1:10.81 [4]	0:59.55 [4]	0:47.97 [3]	0:36.10 [3]	0:24.20 [3]	0:36.10 +3
		Rob Thorburn		1200m	Overall	(0:08.77)	(0:11.26)	(0:11.58)	(0:11.87)	(0:11.90)	(0:11.87)	
7	14	UNLEASH	7	67.9	0:09.13	1:19.87 [7]	1:10.74 [8]	0:59.33 [8]	0:47.85 [7]	0:35.98 [7]	0:24.16 [8]	0:35.98 +2
		Karl Zechner		1200m	Overall	(0:09.13)	(0:11.41)	(0:11.48)	(0:11.87)	(0:11.82)	(0:11.76)	
8	3	FAKE MAGIC	1	65.3	0:08.64	1:20.11 [8]	1:11.47 [1]	1:00.11 [3]	0:48.38 [5]	0:36.49 [5]	0:24.66 [4]	0:36.49 -9
		Adin Thompson		1200m	Overall	(0:08.64)	(0:11.36)	(0:11.73)	(0:11.89)	(0:11.83)	(0:12.08)	
9	8	GOBBLED	8	67.6	0:08.75	1:20.28 [9]	1:11.53 [3]	1:00.59 [1]	0:48.84 [1]	0:36.98 [1]	0:25.04 [2]	0:36.98 -8
		Chloe Lowe		1200m	Overall	(0:08.75)	(0:10.94)	(0:11.75)	(0:11.86)	(0:11.94)	(0:12.28)	
10	10	ARAMINTA	2	66.3	0:08.93	1:20.29 [10]	1:11.36 [5]	1:00.18 [5]	0:48.45 [6]	0:36.62 [6]	0:24.65 [6]	0:36.62 -4
		Nozi Tomizawa		1200m	Overall	(0:08.93)	(0:11.18)	(0:11.73)	(0:11.83)	(0:11.97)	(0:12.15)	

Scratched: Jemoma Alpilage (#9), Silver Warrior (#4), Wowit's Willywonka (#15), Last Chance Saloon (#1), Koruto (#2), Mr Wandji (#18), Porrista (#16), Magic In Me (#17)



Toowoomba Professional
Race 3: WAGNER CIVIL BENCHMARK 70 Handicap - 1300m
15 November 2025 - 18:31



Track Rating: Soft 5, Weather: Overcast, Rail Position: +1 metre Entire

Section Field Times				200m 0:11.93 (0:11.93)				Last 600m 0:35.72	
Rank	TAB	Horse/Jockey	Barrier	Top Speed [km/h]	Fastest Section	Margin		Distance Travelled [m]	
1	7	THE LOUVRE	6	65.5	0:09.10	0:11.61 [6]	1:19.02	0:35.01	
		Chelsea Baker		1200m	Overall	(0:11.61)			
2	13	DON'T DISS AROUND	11	66.8	0:09.30	0:11.74 [4]	0.51L	0:35.21	-7
		Kenji Yoshida		1200m	Overall	(0:11.74)			
3	12	DOWNEY	10	65.0	0:09.14	0:11.79 [5]	1.11L	0:35.04	-9
		Robbie Downey		1000m	Overall	(0:11.79)			
4	11	GIDDAY GIDDAY	3	65.5	0:08.73	0:12.18 [1]	1.48L	0:35.89	-5
		Kelsey Lenton		1200m	Overall	(0:12.18)			
5	6	NEVER GIVE UP	5	67.2	0:09.12	0:12.29 [3]	3.34L	0:36.05	-3
		Gary Geran		1200m	Overall	(0:12.29)			
5	5	THE DEPUTY	4	65.8	0:08.77	0:12.33 [2]	3.34L	0:36.10	+3
		Rob Thorburn		1200m	Overall	(0:12.33)			
7	14	UNLEASH	7	67.9	0:09.13	0:12.40 [7]	5.06L	0:35.98	+2
		Karl Zechner		1200m	Overall	(0:12.40)			
8	3	FAKE MAGIC	1	65.3	0:08.64	0:12.58 [9]	6.45L	0:36.49	-9
		Adin Thompson		1200m	Overall	(0:12.58)			
9	8	GOBBLED	8	67.6	0:08.75	0:12.76 [8]	7.44L	0:36.98	-8
		Chloe Lowe		1200m	Overall	(0:12.76)			
10	10	ARAMINTA	2	66.3	0:08.93	0:12.50 [10]	7.48L	0:36.62	-4
		Nozi Tomizawa		1200m	Overall	(0:12.50)			

Scratched: Jemoma Alpilage (#9), Silver Warrior (#4), Wowit's Willywonka (#15), Last Chance Saloon (#1), Koruto (#2), Mr Wandji (#18), Porrista (#16), Magic In Me (#17)

Report Created: Sat 15 November 2025 19:04 GMT (Note: Timing is based on position data)

Page 2/12

[] Ranking at each section and finish
-:-:- No data available at this section
NA No data available

SCN Saddle cloth number
DNF Did not finish
DNT Did not track

data processed by  TRIPLESDATA



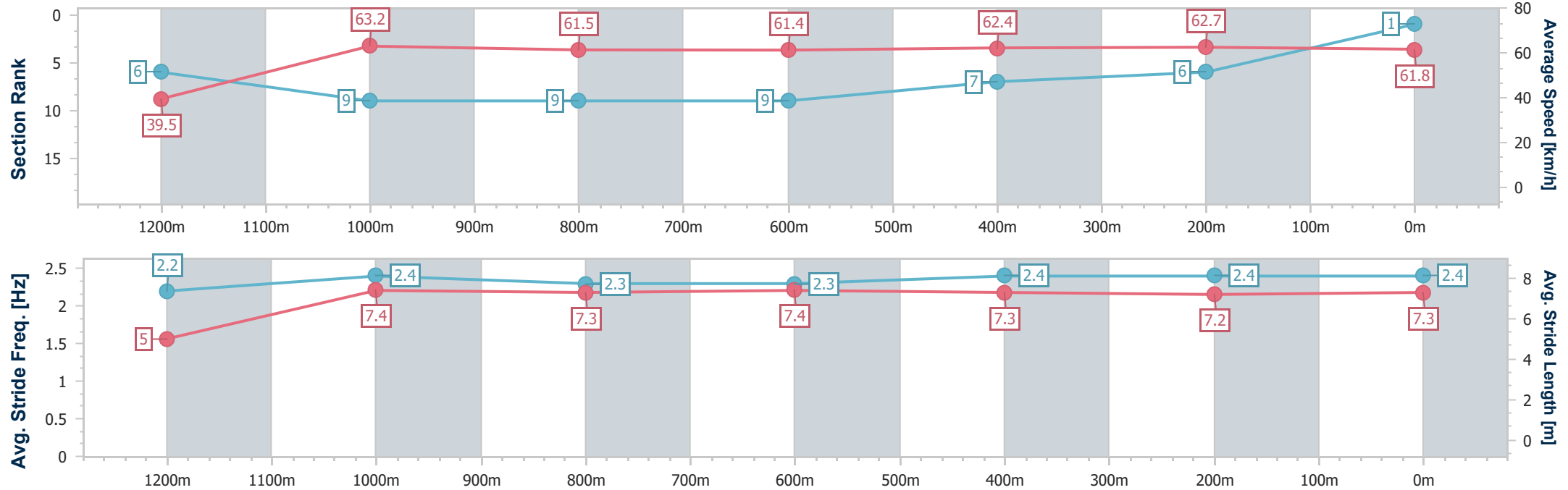
Horse/Jockey Name	The Louvre
Final Rank	1
Fastest Section Time (Section)	0:09.10 (Overall)
Top Speed [km/h] (Section)	65.5 (1200m)
Race State	Finished



ToowoombaProfessional
Race 3: WAGNER CIVIL BENCHMARK 70 Handicap - 1300m
15 November 2025 - 18:31
Track Rating: Soft 5, Weather: Overcast, Rail Position: +1 metre Entire



Section	Overall	1200m	1000m	800m	600m	400m	200m						
Section Times	1:19.02 [1] (0:09.10)	1:09.92 [6] (0:11.46)	0:58.46 [9] (0:11.69)	0:46.77 [9] (0:11.76)	0:35.01 [9] (0:11.70)	0:23.31 [7] (0:11.70)	0:11.61 [6] (0:11.61)						
Average Speed [km/h]	39.5	63.2	61.5	61.4	62.4	62.7	61.8						
Top Speed [km/h]	58.8	65.5	65.3	61.9	63.3	63.3	62.4						
Avg. Dist. to Rail [m]	7.2	2.3	0.8	1.0	2.7	4.0	4.0						
Avg. Stride Freq. [Hz]	2.2	2.4	2.3	2.3	2.4	2.4	2.4						
Avg. Stride Length [m]	5.0	7.4	7.3	7.4	7.3	7.2	7.3						



[] Ranking at each section and finish
-.-.- No data available at this section
NA No data available



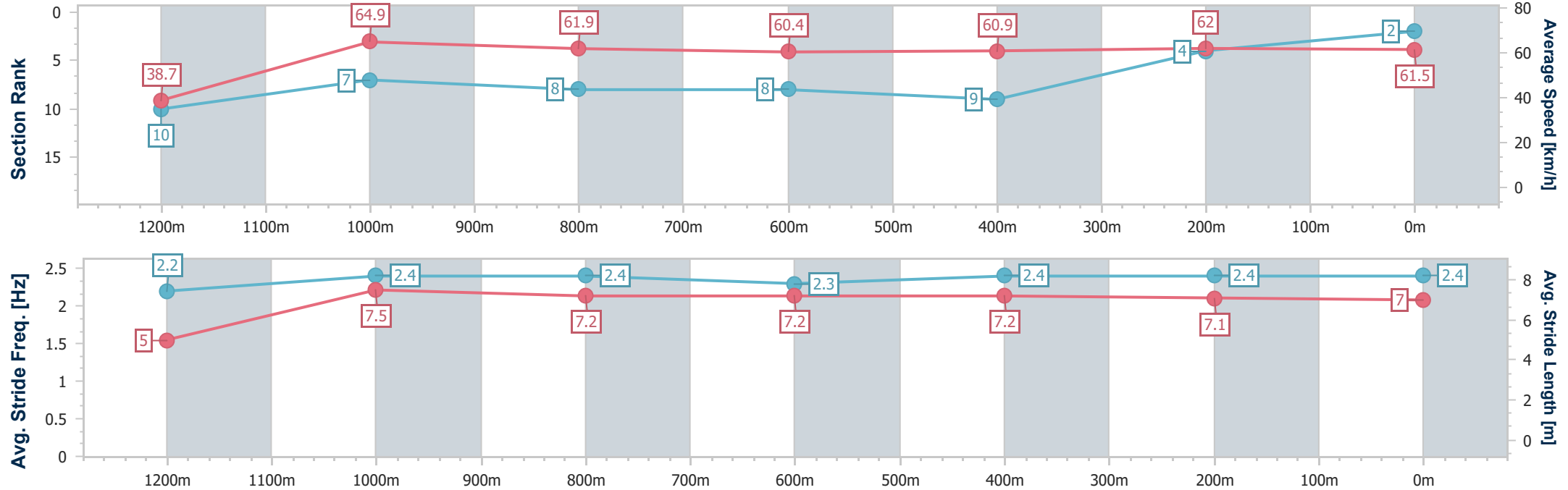
Horse/Jockey Name	Don't Diss Around
Final Rank	2
Fastest Section Time (Section)	0:09.30 (Overall)
Top Speed [km/h] (Section)	66.8 (1200m)
Race State	Finished



ToowoombaProfessional
Race 3: WAGNER CIVIL BENCHMARK 70 Handicap - 1300m
15 November 2025 - 18:31
Track Rating: Soft 5, Weather: Overcast, Rail Position: +1 metre Entire



Section	Overall	1200m	1000m	800m	600m	400m	200m						
Section Times	1:19.10 [2] (0:09.30)	1:09.80 [10] (0:11.13)	0:58.67 [7] (0:11.60)	0:47.07 [8] (0:11.86)	0:35.21 [8] (0:11.84)	0:23.37 [9] (0:11.63)	0:11.74 [4] (0:11.74)						
Average Speed [km/h]	38.7	64.9	61.9	60.4	60.9	62.0	61.5						
Top Speed [km/h]	61.6	66.8	66.7	61.6	61.8	63.4	62.9						
Avg. Dist. to Rail [m]	9.6	0.8	0.9	0.8	0.4	1.5	2.7						
Avg. Stride Freq. [Hz]	2.2	2.4	2.4	2.3	2.4	2.4	2.4						
Avg. Stride Length [m]	5.0	7.5	7.2	7.2	7.2	7.1	7.0						





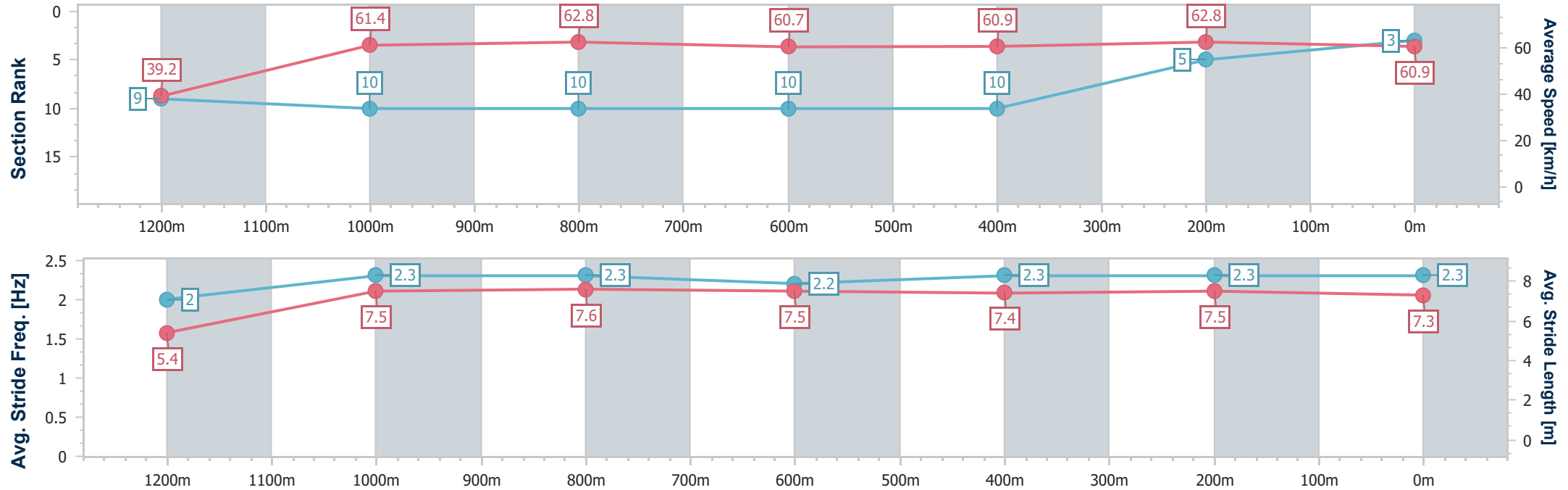
Horse/Jockey Name	Downey
Final Rank	3
Fastest Section Time (Section)	0:09.14 (Overall)
Top Speed [km/h] (Section)	65.0 (1000m)
Race State	Finished



ToowoombaProfessional
Race 3: WAGNER CIVIL BENCHMARK 70 Handicap - 1300m
15 November 2025 - 18:31
Track Rating: Soft 5, Weather: Overcast, Rail Position: +1 metre Entire



Section	Overall	1200m	1000m	800m	600m	400m	200m						
Section Times	1:19.20 [3] (0:09.14)	1:10.06 [9] (0:11.76)	0:58.30 [10] (0:11.44)	0:46.86 [10] (0:11.82)	0:35.04 [10] (0:11.72)	0:23.32 [10] (0:11.53)	0:11.79 [5] (0:11.79)						
Average Speed [km/h]	39.2	61.4	62.8	60.7	60.9	62.8	60.9						
Top Speed [km/h]	56.8	64.9	65.0	61.5	63.6	64.4	62.4						
Avg. Dist. to Rail [m]	9.3	2.2	1.2	1.1	1.1	1.6	3.2						
Avg. Stride Freq. [Hz]	2.0	2.3	2.3	2.2	2.3	2.3	2.3						
Avg. Stride Length [m]	5.4	7.5	7.6	7.5	7.4	7.5	7.3						





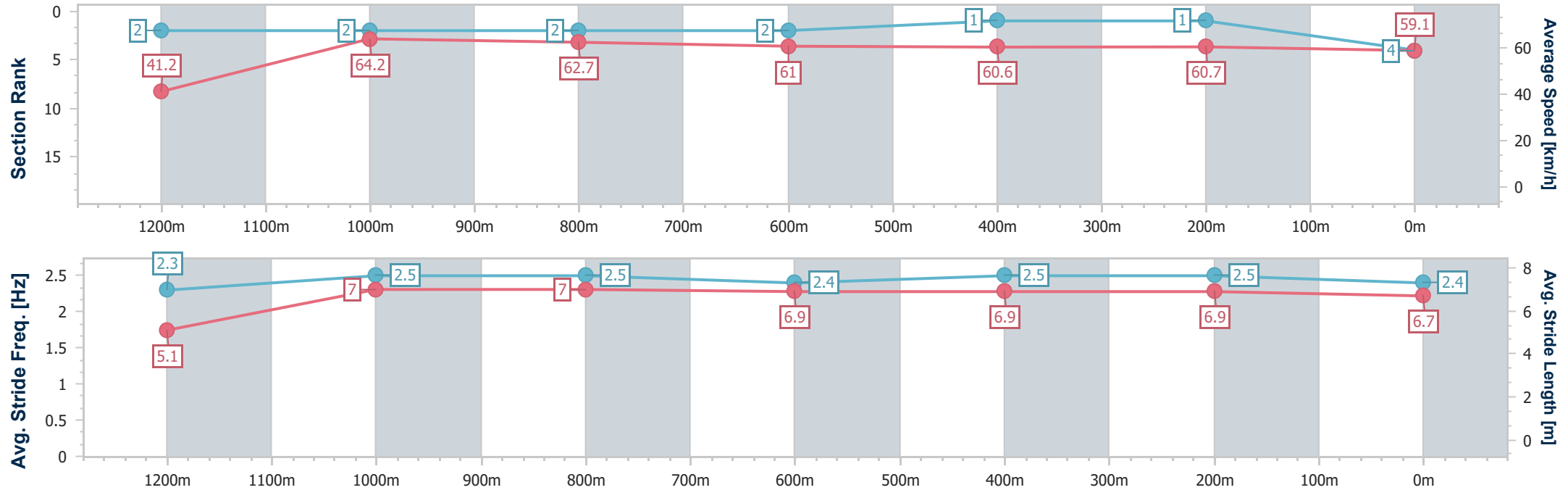
Horse/Jockey Name	Gidday Gidday
Final Rank	4
Fastest Section Time (Section)	0:08.73 (Overall)
Top Speed [km/h] (Section)	65.5 (1200m)
Race State	Finished



ToowoombaProfessional
Race 3: WAGNER CIVIL BENCHMARK 70 Handicap - 1300m
15 November 2025 - 18:31
Track Rating: Soft 5, Weather: Overcast, Rail Position: +1 metre Entire



Section	Overall	1200m	1000m	800m	600m	400m	200m						
Section Times	1:19.27 [4] (0:08.73)	1:10.54 [2] (0:11.25)	0:59.29 [2] (0:11.55)	0:47.74 [2] (0:11.85)	0:35.89 [2] (0:11.82)	0:24.07 [1] (0:11.89)	0:12.18 [1] (0:12.18)						
Average Speed [km/h]	41.2	64.2	62.7	61.0	60.6	60.7	59.1						
Top Speed [km/h]	61.1	65.5	64.5	62.4	62.0	61.8	60.3						
Avg. Dist. to Rail [m]	4.5	2.4	2.2	0.6	0.6	0.4	2.3						
Avg. Stride Freq. [Hz]	2.3	2.5	2.5	2.4	2.5	2.5	2.4						
Avg. Stride Length [m]	5.1	7.0	7.0	6.9	6.9	6.9	6.7						



[] Ranking at each section and finish
-.-.- No data available at this section
NA No data available



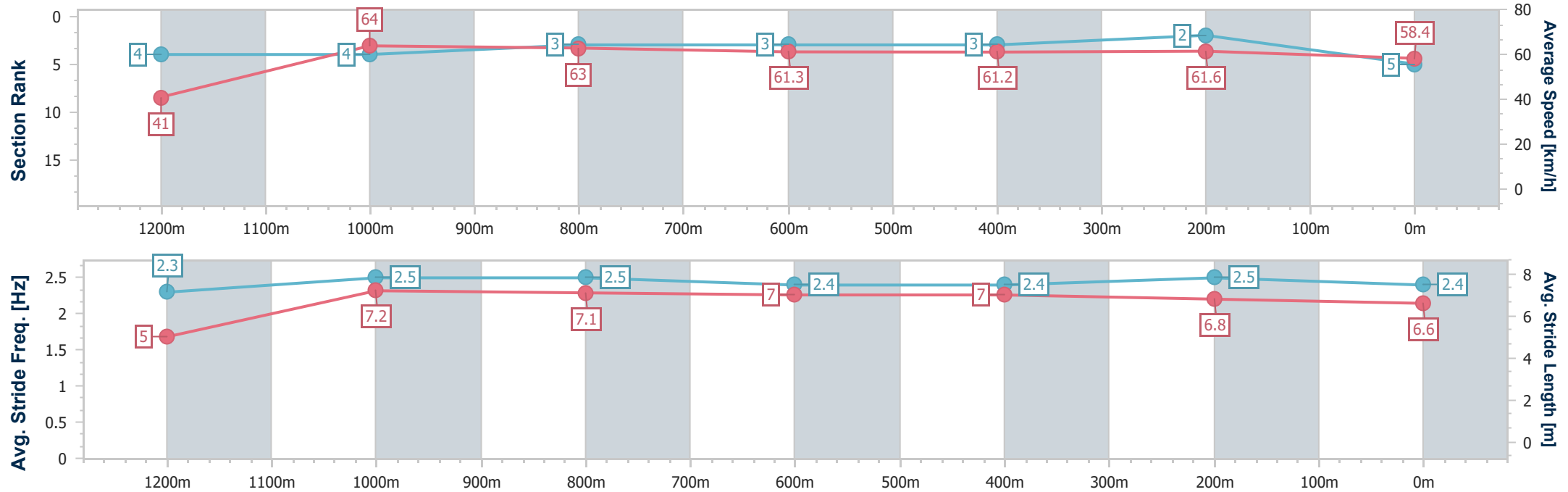
Horse/Jockey Name	The Deputy
Final Rank	5
Fastest Section Time (Section)	0:08.77 (Overall)
Top Speed [km/h] (Section)	65.8 (1200m)
Race State	Finished



ToowoombaProfessional
Race 3: WAGNER CIVIL BENCHMARK 70 Handicap - 1300m
15 November 2025 - 18:31
Track Rating: Soft 5, Weather: Overcast, Rail Position: +1 metre Entire



Section	Overall	1200m	1000m	800m	600m	400m	200m						
Section Times	1:19.58 [5] (0:08.77)	1:10.81 [4] (0:11.26)	0:59.55 [4] (0:11.58)	0:47.97 [3] (0:11.87)	0:36.10 [3] (0:11.90)	0:24.20 [3] (0:11.87)	0:12.33 [2] (0:12.33)						
Average Speed [km/h]	41.0	64.0	63.0	61.3	61.2	61.6	58.4						
Top Speed [km/h]	62.7	65.8	64.9	62.1	62.0	62.3	60.0						
Avg. Dist. to Rail [m]	5.4	3.1	3.3	3.1	2.5	3.5	3.0						
Avg. Stride Freq. [Hz]	2.3	2.5	2.5	2.4	2.4	2.5	2.4						
Avg. Stride Length [m]	5.0	7.2	7.1	7.0	7.0	6.8	6.6						





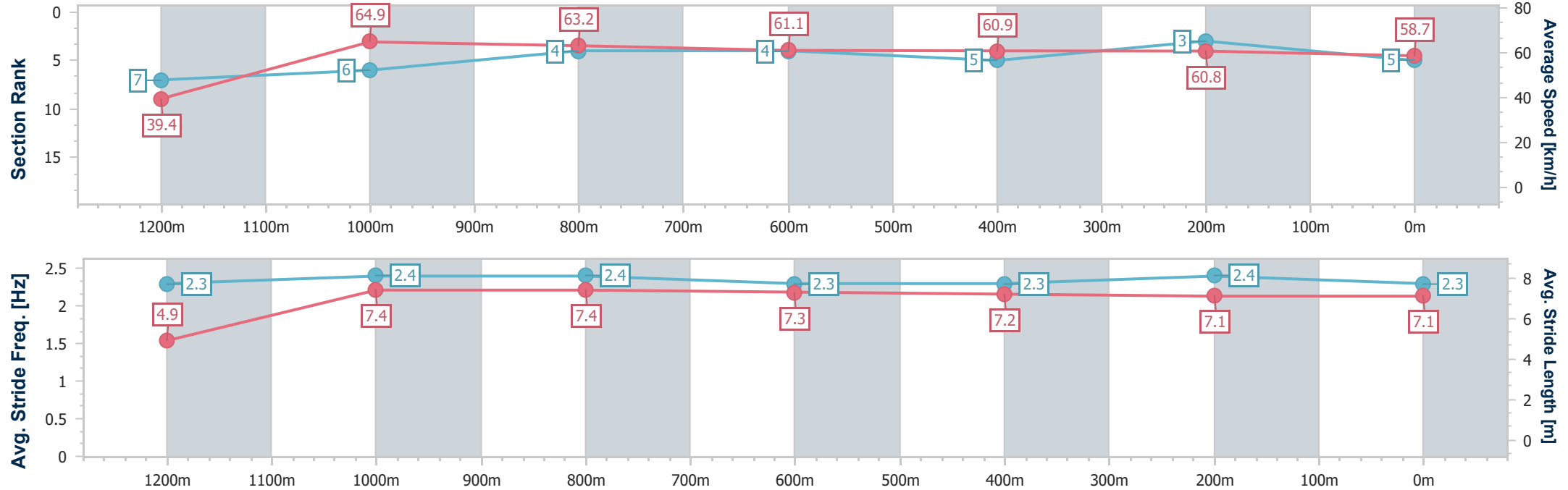
Horse/Jockey Name	Never Give Up
Final Rank	5
Fastest Section Time (Section)	0:09.12 (Overall)
Top Speed [km/h] (Section)	67.2 (1200m)
Race State	Finished



ToowoombaProfessional
Race 3: WAGNER CIVIL BENCHMARK 70 Handicap - 1300m
15 November 2025 - 18:31
Track Rating: Soft 5, Weather: Overcast, Rail Position: +1 metre Entire



Section	Overall	1200m	1000m	800m	600m	400m	200m						
Section Times	1:19.58 [5] (0:09.12)	1:10.46 [7] (0:11.13)	0:59.33 [6] (0:11.41)	0:47.92 [4] (0:11.87)	0:36.05 [4] (0:11.93)	0:24.12 [5] (0:11.83)	0:12.29 [3] (0:12.29)						
Average Speed [km/h]	39.4	64.9	63.2	61.1	60.9	60.8	58.7						
Top Speed [km/h]	61.4	67.2	65.5	62.3	61.5	62.0	60.5						
Avg. Dist. to Rail [m]	6.9	2.7	1.7	1.4	1.6	0.7	1.1						
Avg. Stride Freq. [Hz]	2.3	2.4	2.4	2.3	2.3	2.4	2.3						
Avg. Stride Length [m]	4.9	7.4	7.4	7.3	7.2	7.1	7.1						





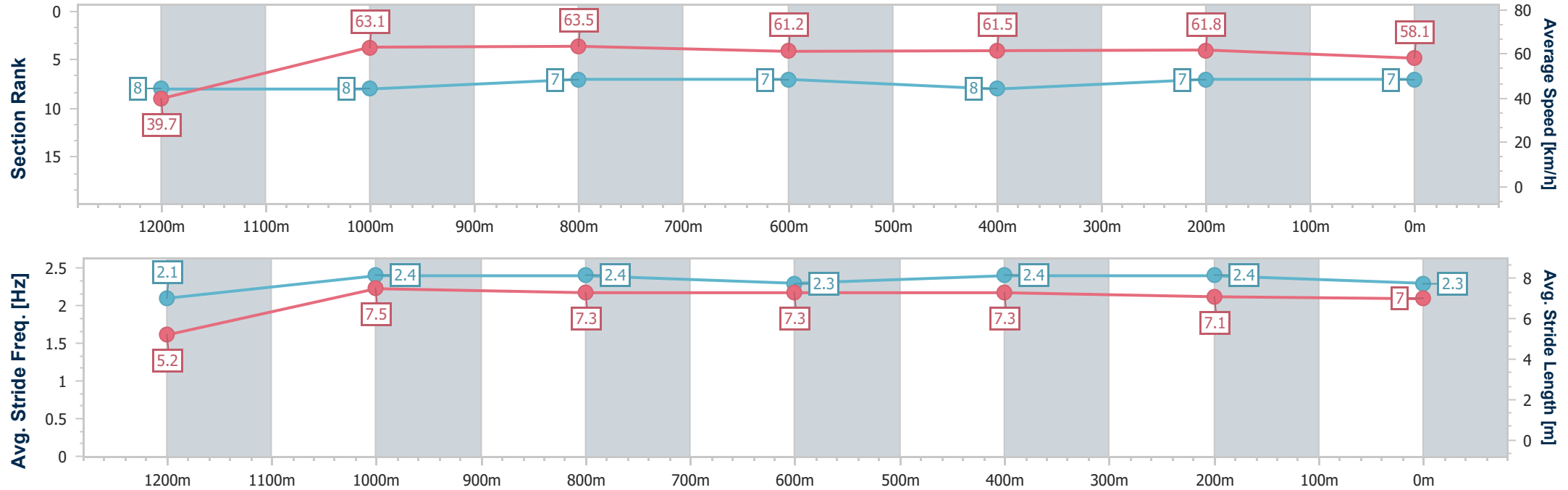
Horse/Jockey Name	Unleash
Final Rank	7
Fastest Section Time (Section)	0:09.13 (Overall)
Top Speed [km/h] (Section)	67.9 (1200m)
Race State	Finished



ToowoombaProfessional
Race 3: WAGNER CIVIL BENCHMARK 70 Handicap - 1300m
15 November 2025 - 18:31
Track Rating: Soft 5, Weather: Overcast, Rail Position: +1 metre Entire



Section	Overall	1200m	1000m	800m	600m	400m	200m						
Section Times	1:19.87 [7] (0:09.13)	1:10.74 [8] (0:11.41)	0:59.33 [8] (0:11.48)	0:47.85 [7] (0:11.87)	0:35.98 [7] (0:11.82)	0:24.16 [8] (0:11.76)	0:12.40 [7] (0:12.40)						
Average Speed [km/h]	39.7	63.1	63.5	61.2	61.5	61.8	58.1						
Top Speed [km/h]	59.5	67.9	67.7	62.0	62.1	62.8	60.9						
Avg. Dist. to Rail [m]	9.2	4.8	3.2	2.5	1.9	3.1	5.8						
Avg. Stride Freq. [Hz]	2.1	2.4	2.4	2.3	2.4	2.4	2.3						
Avg. Stride Length [m]	5.2	7.5	7.3	7.3	7.3	7.1	7.0						



- [] Ranking at each section and finish
- .-.- No data available at this section
- NA No data available



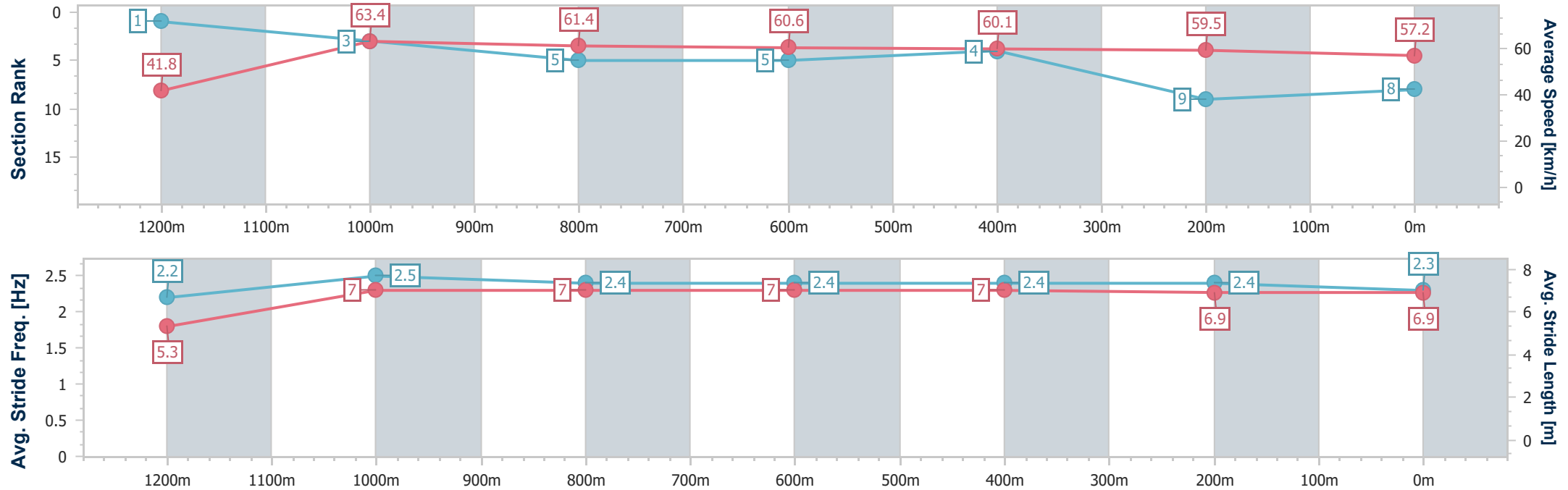
Horse/Jockey Name	Fake Magic
Final Rank	8
Fastest Section Time (Section)	0:08.64 (Overall)
Top Speed [km/h] (Section)	65.3 (1200m)
Race State	Finished



ToowoombaProfessional
Race 3: WAGNER CIVIL BENCHMARK 70 Handicap - 1300m
15 November 2025 - 18:31
Track Rating: Soft 5, Weather: Overcast, Rail Position: +1 metre Entire



Section	Overall	1200m	1000m	800m	600m	400m	200m						
Section Times	1:20.11 [8] (0:08.64)	1:11.47 [1] (0:11.36)	1:00.11 [3] (0:11.73)	0:48.38 [5] (0:11.89)	0:36.49 [5] (0:11.83)	0:24.66 [4] (0:12.08)	0:12.58 [9] (0:12.58)						
Average Speed [km/h]	41.8	63.4	61.4	60.6	60.1	59.5	57.2						
Top Speed [km/h]	59.7	65.3	62.9	61.6	61.6	60.6	60.6						
Avg. Dist. to Rail [m]	2.7	1.7	1.3	0.9	1.9	1.0	0.5						
Avg. Stride Freq. [Hz]	2.2	2.5	2.4	2.4	2.4	2.4	2.3						
Avg. Stride Length [m]	5.3	7.0	7.0	7.0	7.0	6.9	6.9						





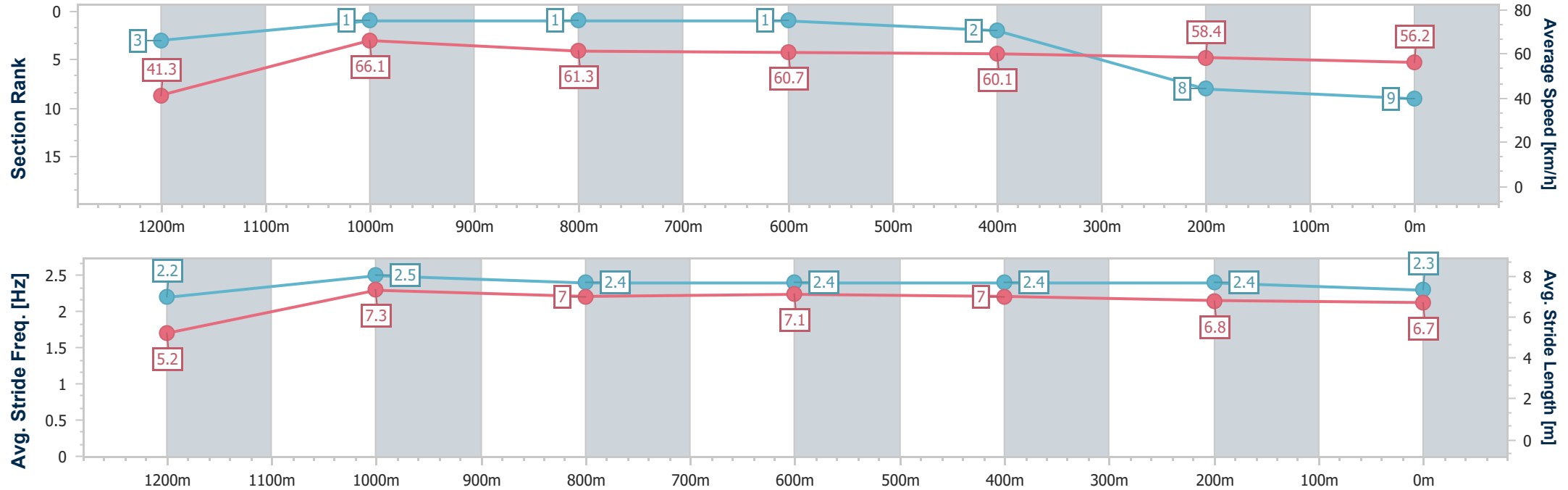
Horse/Jockey Name	Gobbled
Final Rank	9
Fastest Section Time (Section)	0:08.75 (Overall)
Top Speed [km/h] (Section)	67.6 (1200m)
Race State	Finished



ToowoombaProfessional
Race 3: WAGNER CIVIL BENCHMARK 70 Handicap - 1300m
15 November 2025 - 18:31
Track Rating: Soft 5, Weather: Overcast, Rail Position: +1 metre Entire



Section	Overall	1200m	1000m	800m	600m	400m	200m						
Section Times	1:20.28 [9] (0:08.75)	1:11.53 [3] (0:10.94)	1:00.59 [1] (0:11.75)	0:48.84 [1] (0:11.86)	0:36.98 [1] (0:11.94)	0:25.04 [2] (0:12.28)	0:12.76 [8] (0:12.76)						
Average Speed [km/h]	41.3	66.1	61.3	60.7	60.1	58.4	56.2						
Top Speed [km/h]	62.5	67.6	64.2	61.4	61.3	59.9	57.7						
Avg. Dist. to Rail [m]	10.6	5.0	1.1	0.4	0.8	0.5	0.8						
Avg. Stride Freq. [Hz]	2.2	2.5	2.4	2.4	2.4	2.4	2.3						
Avg. Stride Length [m]	5.2	7.3	7.0	7.1	7.0	6.8	6.7						





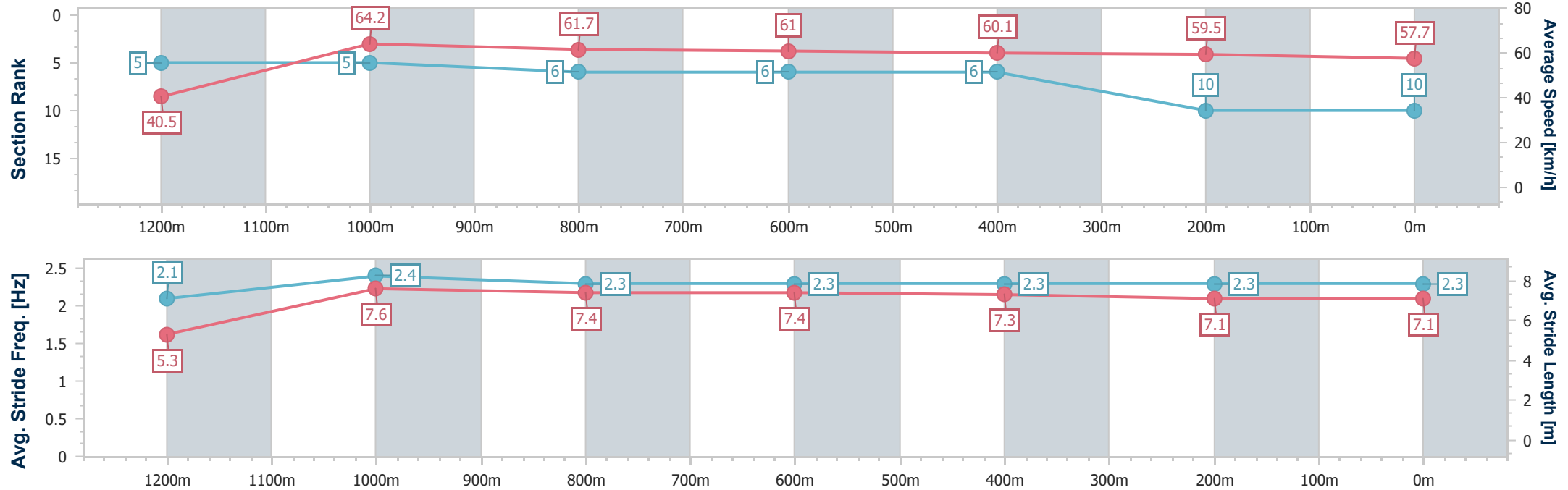
Horse/Jockey Name	Araminta
Final Rank	10
Fastest Section Time (Section)	0:08.93 (Overall)
Top Speed [km/h] (Section)	66.3 (1200m)
Race State	Finished



ToowoombaProfessional
Race 3: WAGNER CIVIL BENCHMARK 70 Handicap - 1300m
15 November 2025 - 18:31
Track Rating: Soft 5, Weather: Overcast, Rail Position: +1 metre Entire



Section	Overall	1200m	1000m	800m	600m	400m	200m						
Section Times	1:20.29 [10] (0:08.93)	1:11.36 [5] (0:11.18)	1:00.18 [5] (0:11.73)	0:48.45 [6] (0:11.83)	0:36.62 [6] (0:11.97)	0:24.65 [6] (0:12.15)	0:12.50 [10] (0:12.50)						
Average Speed [km/h]	40.5	64.2	61.7	61.0	60.1	59.5	57.7						
Top Speed [km/h]	61.7	66.3	65.2	62.8	61.7	61.1	59.3						
Avg. Dist. to Rail [m]	3.7	1.0	1.1	0.5	0.2	1.4	2.7						
Avg. Stride Freq. [Hz]	2.1	2.4	2.3	2.3	2.3	2.3	2.3						
Avg. Stride Length [m]	5.3	7.6	7.4	7.4	7.3	7.1	7.1						





Toowoomba Professional

Race 4: SOUTHERN CROSS SHEDS BENCHMARK 62 Handicap - 1625m

15 November 2025 - 19:08



Track Rating: Soft 5, Weather: Overcast, Rail Position: +1 metre Entire

Section						Overall	1400m	1200m	1000m	800m	600m	400m	Last 600m	
Field Times						1:40.38 (0:15.45)	1:24.93 (0:11.31)	1:13.62 (0:12.25)	1:01.37 (0:12.12)	0:49.25 (0:12.43)	0:36.82 (0:12.04)	0:24.78 (0:12.29)	0:36.82	
Rank	TAB	Horse/Jockey	Barrier	Top Speed [km/h]	Fastest Section									Distance Travelled [m]
1	10	FLYING CELICA	6	66.8	0:11.31	1:40.38 [1]	1:24.20 [8]	1:12.89 [9]	1:00.61 [9]	0:48.14 [8]	0:36.23 [7]	0:24.44 [3]	0:36.23	
		Kenji Yoshida		Overall	1400m	(0:16.18)	(0:11.31)	(0:12.28)	(0:12.47)	(0:11.91)	(0:11.79)	(0:12.00)		
2	7	EXTOL	1	66.5	0:11.44	1:40.63 [2]	1:25.12 [2]	1:13.68 [3]	1:01.29 [5]	0:48.81 [5]	0:36.59 [5]	0:24.53 [6]	0:36.59	-9
		Rob Thorburn		1400m	1400m	(0:15.51)	(0:11.44)	(0:12.39)	(0:12.48)	(0:12.22)	(0:12.06)	(0:12.10)		
3	9	WHATJEUDOIN'	2	65.9	0:11.27	1:40.73 [3]	1:24.90 [5]	1:13.63 [4]	1:01.22 [6]	0:48.66 [6]	0:36.57 [8]	0:24.44 [9]	0:36.57	-8
		Chloe Lowe		Overall	1400m	(0:15.83)	(0:11.27)	(0:12.41)	(0:12.56)	(0:12.09)	(0:12.13)	(0:12.07)		
4	4	MAZITA	3	68.4	0:11.41	1:40.74 [4]	1:24.88 [6]	1:13.47 [7]	1:01.43 [4]	0:49.61 [1]	0:37.18 [1]	0:24.94 [2]	0:37.18	+1
		Adin Thompson		Overall	1400m	(0:15.86)	(0:11.41)	(0:12.04)	(0:11.82)	(0:12.43)	(0:12.24)	(0:12.31)		
5	6	RED COBRA	9	69.9	0:11.14	1:40.88 [5]	1:24.69 [9]	1:13.55 [8]	1:01.18 [8]	0:48.48 [9]	0:36.51 [9]	0:24.67 [8]	0:36.51	-1
		Georgina Cartwright		Overall	1400m	(0:16.19)	(0:11.14)	(0:12.37)	(0:12.70)	(0:11.97)	(0:11.84)	(0:12.33)		
6	1	FORT WILLIAM	4	67.5	0:11.51	1:41.04 [6]	1:25.35 [4]	1:13.84 [6]	1:01.36 [7]	0:48.87 [7]	0:36.98 [6]	0:25.44 [1]	0:36.98	-7
		Stacey Callow		Overall	1400m	(0:15.69)	(0:11.51)	(0:12.48)	(0:12.49)	(0:11.89)	(0:11.54)	(0:12.29)		
7	3	BLUE CHIP GIRL	8	68.1	0:11.40	1:41.12 [7]	1:25.67 [1]	1:14.27 [2]	1:01.93 [3]	0:49.31 [4]	0:37.15 [4]	0:24.93 [7]	0:37.15	+3
		Gary Geran		Overall	1400m	(0:15.45)	(0:11.40)	(0:12.34)	(0:12.62)	(0:12.16)	(0:12.22)	(0:12.33)		
8	8	ROMAN HEIR	5	68.2	0:11.19	1:41.44 [8]	1:25.47 [7]	1:14.28 [5]	1:02.31 [2]	0:49.94 [3]	0:37.62 [3]	0:25.41 [4]	0:37.62	+2
		Karl Zechner		Overall	1400m	(0:15.97)	(0:11.19)	(0:11.97)	(0:12.37)	(0:12.32)	(0:12.21)	(0:12.46)		
9	5	PORRISTA	7	70.7	0:11.15	1:42.85 [9]	1:27.24 [3]	1:16.09 [1]	1:03.84 [1]	0:51.51 [2]	0:39.04 [2]	0:26.77 [5]	0:39.04	-8
		Robbie Downey		Overall	1400m	(0:15.61)	(0:11.15)	(0:12.25)	(0:12.33)	(0:12.47)	(0:12.27)	(0:12.53)		

Scratched: Power Ace (#2)



Toowoomba Professional
Race 4: SOUTHERN CROSS SHEDS BENCHMARK 62 Handicap - 1625m
15 November 2025 - 19:08



Track Rating: Soft 5, Weather: Overcast, Rail Position: +1 metre Entire

Section Field Times				200m 0:12.49 (0:12.49)				Last 600m 0:36.82	
Rank	TAB	Horse/Jockey	Barrier	Top Speed [km/h]	Fastest Section	Margin		Distance Travelled [m]	
1	10	FLYING CELICA	6	66.8	0:11.31	0:12.44 [2]	1:40.38	0:36.23	
		Kenji Yoshida		Overall	1400m	(0:12.44)			
2	7	EXTOL	1	66.5	0:11.44	0:12.43 [4]	1.51L	0:36.59	-9
		Rob Thorburn		1400m	1400m	(0:12.43)			
3	9	WHATJEUDOIN'	2	65.9	0:11.27	0:12.37 [5]	2.07L	0:36.57	-8
		Chloe Lowe		Overall	1400m	(0:12.37)			
4	4	MAZITA	3	68.4	0:11.41	0:12.63 [3]	2.12L	0:37.18	+1
		Adin Thompson		Overall	1400m	(0:12.63)			
5	6	RED COBRA	9	69.9	0:11.14	0:12.34 [8]	2.93L	0:36.51	-1
		Georgina Cartwright		Overall	1400m	(0:12.34)			
6	1	FORT WILLIAM	4	67.5	0:11.51	0:13.15 [1]	3.91L	0:36.98	-7
		Stacey Callow		Overall	1400m	(0:13.15)			
7	3	BLUE CHIP GIRL	8	68.1	0:11.40	0:12.60 [7]	4.37L	0:37.15	+3
		Gary Geran		Overall	1400m	(0:12.60)			
8	8	ROMAN HEIR	5	68.2	0:11.19	0:12.95 [6]	6.26L	0:37.62	+2
		Karl Zechner		Overall	1400m	(0:12.95)			
9	5	PORRISTA	7	70.7	0:11.15	0:14.24 [9]	14.57L	0:39.04	-8
		Robbie Downey		Overall	1400m	(0:14.24)			

Scratched: Power Ace (#2)



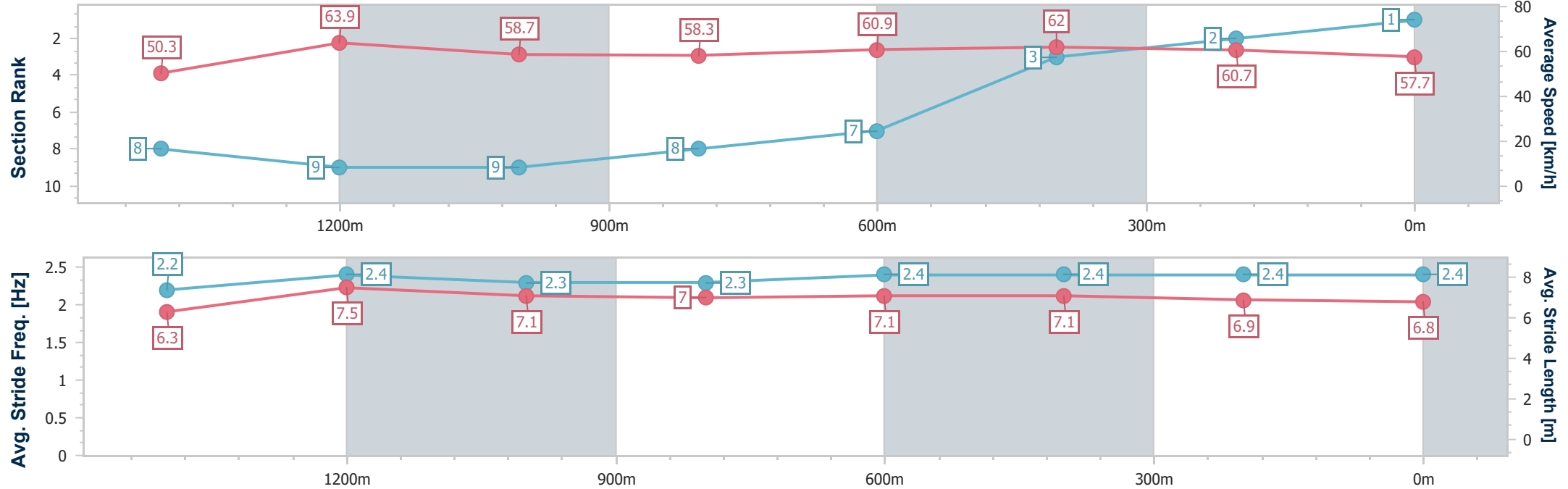
Horse/Jockey Name	Flying Celica
Final Rank	1
Fastest Section Time (Section)	0:11.31 (1400m)
Top Speed [km/h] (Section)	66.8 (Overall)
Race State	Finished



ToowoombaProfessional
Race 4: SOUTHERN CROSS SHEDS BENCHMARK 62 Handicap
- 1625m
15 November 2025 - 19:08
Track Rating: Soft 5, Weather: Overcast, Rail Position: +1 metre
Entire



Section	Overall	1400m	1200m	1000m	800m	600m	400m	200m					
Section Times	1:40.38 [1] (0:16.18)	1:24.20 [8] (0:11.31)	1:12.89 [9] (0:12.28)	1:00.61 [9] (0:12.47)	0:48.14 [8] (0:11.91)	0:36.23 [7] (0:11.79)	0:24.44 [3] (0:12.00)	0:12.44 [2] (0:12.44)					
Average Speed [km/h]	50.3	63.9	58.7	58.3	60.9	62.0	60.7	57.7					
Top Speed [km/h]	66.8	66.5	60.5	61.4	63.2	63.7	61.6	60.9					
Avg. Dist. to Rail [m]	4.8	0.8	1.5	1.9	2.3	3.1	2.3	1.1					
Avg. Stride Freq. [Hz]	2.2	2.4	2.3	2.3	2.4	2.4	2.4	2.4					
Avg. Stride Length [m]	6.3	7.5	7.1	7.0	7.1	7.1	6.9	6.8					





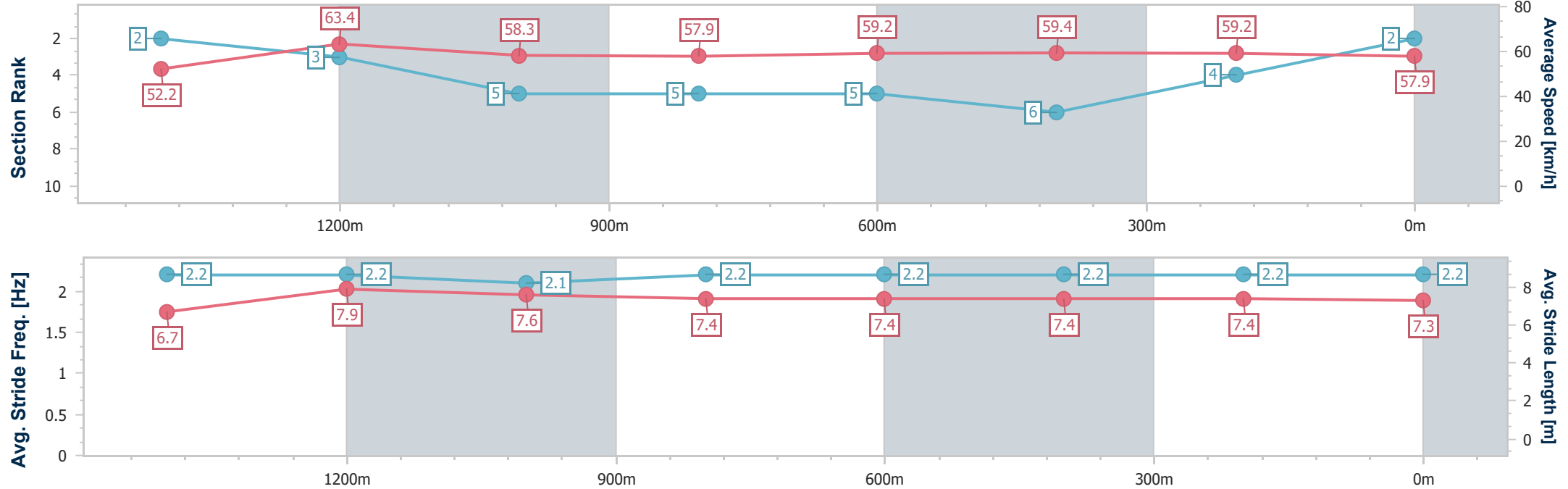
Horse/Jockey Name	Extol
Final Rank	2
Fastest Section Time (Section)	0:11.44 (1400m)
Top Speed [km/h] (Section)	66.5 (1400m)
Race State	Finished



ToowoombaProfessional
Race 4: SOUTHERN CROSS SHEDS BENCHMARK 62 Handicap
- 1625m
15 November 2025 - 19:08
Track Rating: Soft 5, Weather: Overcast, Rail Position: +1 metre
Entire



Section	Overall	1400m	1200m	1000m	800m	600m	400m	200m					
Section Times	1:40.63 [2] (0:15.51)	1:25.12 [2] (0:11.44)	1:13.68 [3] (0:12.39)	1:01.29 [5] (0:12.48)	0:48.81 [5] (0:12.22)	0:36.59 [5] (0:12.06)	0:24.53 [6] (0:12.10)	0:12.43 [4] (0:12.43)					
Average Speed [km/h]	52.2	63.4	58.3	57.9	59.2	59.4	59.2	57.9					
Top Speed [km/h]	66.5	66.5	59.7	60.4	60.3	60.4	61.1	58.0					
Avg. Dist. to Rail [m]	2.8	1.0	1.9	1.5	1.1	1.3	1.3	2.9					
Avg. Stride Freq. [Hz]	2.2	2.2	2.1	2.2	2.2	2.2	2.2	2.2					
Avg. Stride Length [m]	6.7	7.9	7.6	7.4	7.4	7.4	7.4	7.3					



[] Ranking at each section and finish
- - - - No data available at this section
NA No data available



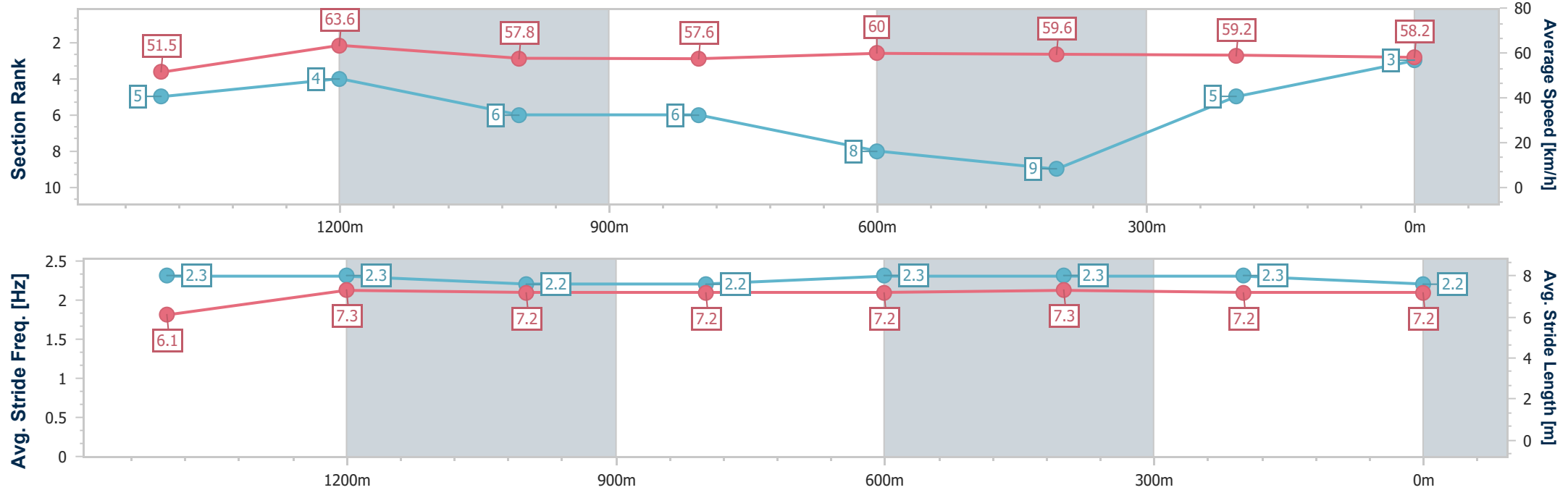
Horse/Jockey Name	Whatjeudoin'
Final Rank	3
Fastest Section Time (Section)	0:11.27 (1400m)
Top Speed [km/h] (Section)	65.9 (Overall)
Race State	Finished



ToowoombaProfessional
Race 4: SOUTHERN CROSS SHEDS BENCHMARK 62 Handicap
- 1625m
15 November 2025 - 19:08
Track Rating: Soft 5, Weather: Overcast, Rail Position: +1 metre
Entire



Section	Overall	1400m	1200m	1000m	800m	600m	400m	200m					
Section Times	1:40.73 [3] (0:15.83)	1:24.90 [5] (0:11.27)	1:13.63 [4] (0:12.41)	1:01.22 [6] (0:12.56)	0:48.66 [6] (0:12.09)	0:36.57 [8] (0:12.13)	0:24.44 [9] (0:12.07)	0:12.37 [5] (0:12.37)					
Average Speed [km/h]	51.5	63.6	57.8	57.6	60.0	59.6	59.2	58.2					
Top Speed [km/h]	65.9	65.5	60.1	60.8	60.9	60.0	60.1	60.2					
Avg. Dist. to Rail [m]	3.7	0.9	0.3	0.7	2.0	1.0	1.9	0.9					
Avg. Stride Freq. [Hz]	2.3	2.3	2.2	2.2	2.3	2.3	2.3	2.2					
Avg. Stride Length [m]	6.1	7.3	7.2	7.2	7.2	7.3	7.2	7.2					



[] Ranking at each section and finish
- - - - No data available at this section
NA No data available



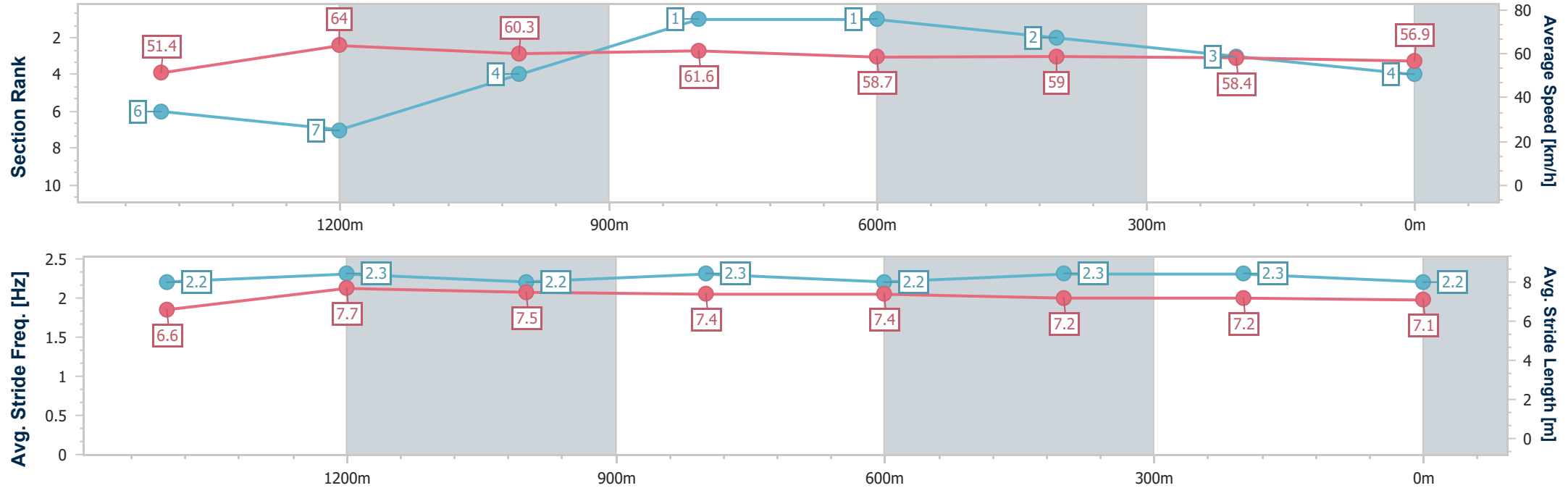
Horse/Jockey Name	Mazita
Final Rank	4
Fastest Section Time (Section)	0:11.41 (1400m)
Top Speed [km/h] (Section)	68.4 (Overall)
Race State	Finished



ToowoombaProfessional
Race 4: SOUTHERN CROSS SHEDS BENCHMARK 62 Handicap
- 1625m
15 November 2025 - 19:08
Track Rating: Soft 5, Weather: Overcast, Rail Position: +1 metre
Entire



Section	Overall	1400m	1200m	1000m	800m	600m	400m	200m					
Section Times	1:40.74 [4] (0:15.86)	1:24.88 [6] (0:11.41)	1:13.47 [7] (0:12.04)	1:01.43 [4] (0:11.82)	0:49.61 [1] (0:12.43)	0:37.18 [1] (0:12.24)	0:24.94 [2] (0:12.31)	0:12.63 [3] (0:12.63)					
Average Speed [km/h]	51.4	64.0	60.3	61.6	58.7	59.0	58.4	56.9					
Top Speed [km/h]	68.4	67.8	62.3	63.0	59.8	59.7	59.6	57.2					
Avg. Dist. to Rail [m]	4.3	2.8	5.9	4.7	2.6	0.4	0.2	1.1					
Avg. Stride Freq. [Hz]	2.2	2.3	2.2	2.3	2.2	2.3	2.3	2.2					
Avg. Stride Length [m]	6.6	7.7	7.5	7.4	7.4	7.2	7.2	7.1					





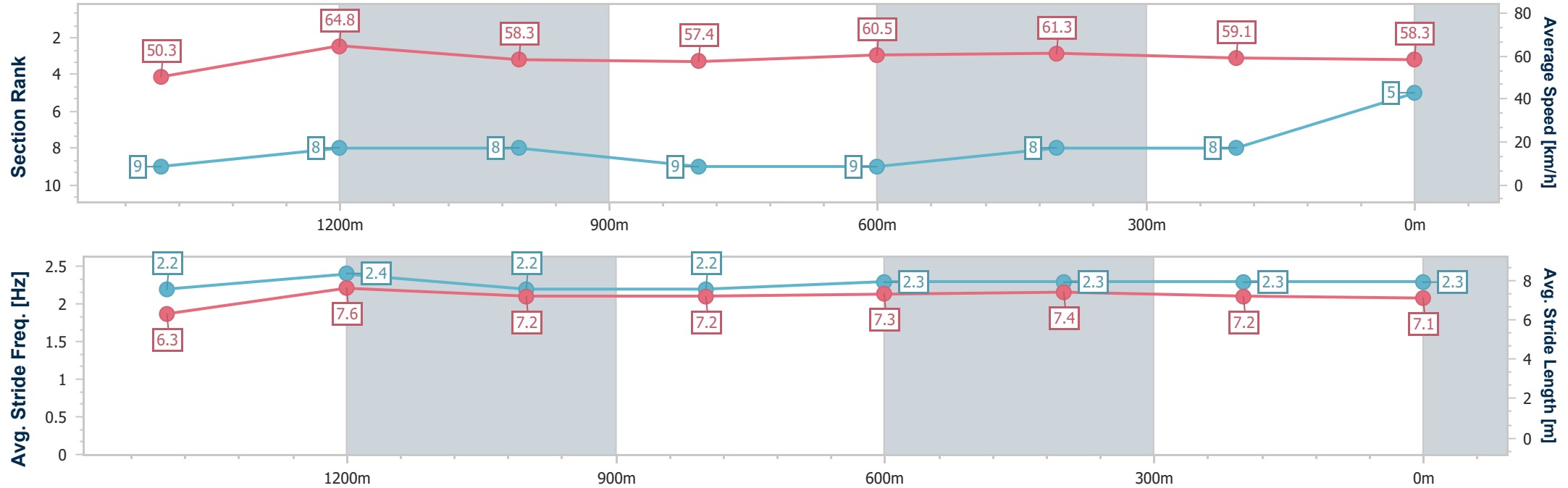
Horse/Jockey Name	Red Cobra
Final Rank	5
Fastest Section Time (Section)	0:11.14 (1400m)
Top Speed [km/h] (Section)	69.9 (Overall)
Race State	Finished



ToowoombaProfessional
Race 4: SOUTHERN CROSS SHEDS BENCHMARK 62 Handicap
- 1625m
15 November 2025 - 19:08
Track Rating: Soft 5, Weather: Overcast, Rail Position: +1 metre
Entire



Section	Overall	1400m	1200m	1000m	800m	600m	400m	200m					
Section Times	1:40.88 [5] (0:16.19)	1:24.69 [9] (0:11.14)	1:13.55 [8] (0:12.37)	1:01.18 [8] (0:12.70)	0:48.48 [9] (0:11.97)	0:36.51 [9] (0:11.84)	0:24.67 [8] (0:12.33)	0:12.34 [8] (0:12.34)					
Average Speed [km/h]	50.3	64.8	58.3	57.4	60.5	61.3	59.1	58.3					
Top Speed [km/h]	69.9	68.8	62.4	60.5	61.3	62.3	61.2	59.6					
Avg. Dist. to Rail [m]	6.1	0.9	2.2	1.9	1.8	1.6	3.2	4.8					
Avg. Stride Freq. [Hz]	2.2	2.4	2.2	2.2	2.3	2.3	2.3	2.3					
Avg. Stride Length [m]	6.3	7.6	7.2	7.2	7.3	7.4	7.2	7.1					





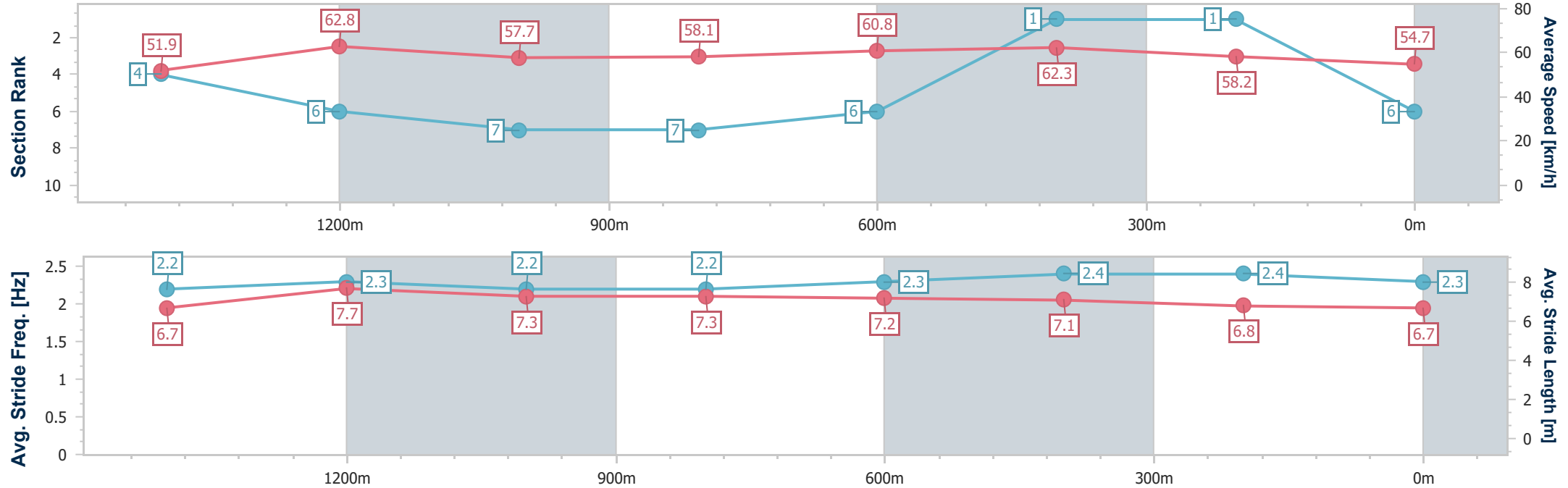
Horse/Jockey Name	Fort William
Final Rank	6
Fastest Section Time (Section)	0:11.51 (1400m)
Top Speed [km/h] (Section)	67.5 (Overall)
Race State	Finished



ToowoombaProfessional
Race 4: SOUTHERN CROSS SHEDS BENCHMARK 62 Handicap
- 1625m
15 November 2025 - 19:08
Track Rating: Soft 5, Weather: Overcast, Rail Position: +1 metre
Entire



Section	Overall	1400m	1200m	1000m	800m	600m	400m	200m					
Section Times	1:41.04 [6] (0:15.69)	1:25.35 [4] (0:11.51)	1:13.84 [6] (0:12.48)	1:01.36 [7] (0:12.49)	0:48.87 [7] (0:11.89)	0:36.98 [6] (0:11.54)	0:25.44 [1] (0:12.29)	0:13.15 [1] (0:13.15)					
Average Speed [km/h]	51.9	62.8	57.7	58.1	60.8	62.3	58.2	54.7					
Top Speed [km/h]	67.5	66.0	60.2	60.5	63.3	64.7	60.6	56.6					
Avg. Dist. to Rail [m]	3.8	1.3	2.4	2.0	1.1	0.5	0.5	0.5					
Avg. Stride Freq. [Hz]	2.2	2.3	2.2	2.2	2.3	2.4	2.4	2.3					
Avg. Stride Length [m]	6.7	7.7	7.3	7.3	7.2	7.1	6.8	6.7					



[] Ranking at each section and finish
- - - - No data available at this section
NA No data available



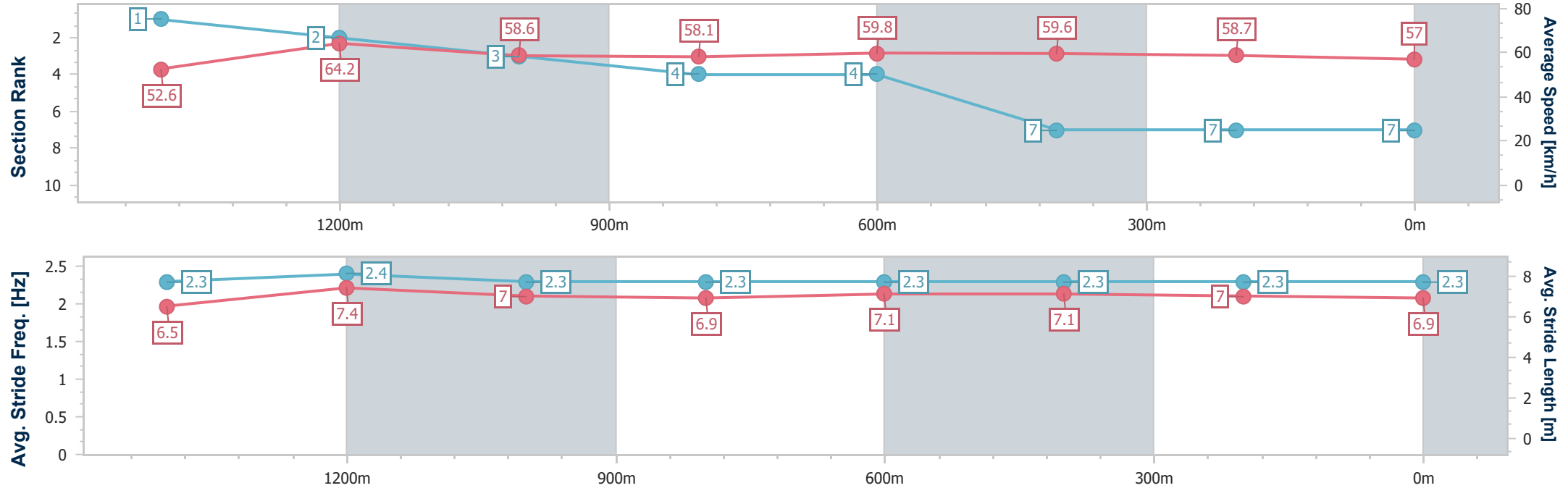
Horse/Jockey Name	Blue Chip Girl
Final Rank	7
Fastest Section Time (Section)	0:11.40 (1400m)
Top Speed [km/h] (Section)	68.1 (Overall)
Race State	Finished



ToowoombaProfessional
Race 4: SOUTHERN CROSS SHEDS BENCHMARK 62 Handicap
- 1625m
15 November 2025 - 19:08
Track Rating: Soft 5, Weather: Overcast, Rail Position: +1 metre
Entire



Section	Overall	1400m	1200m	1000m	800m	600m	400m	200m					
Section Times	1:41.12 [7] (0:15.45)	1:25.67 [1] (0:11.40)	1:14.27 [2] (0:12.34)	1:01.93 [3] (0:12.62)	0:49.31 [4] (0:12.16)	0:37.15 [4] (0:12.22)	0:24.93 [7] (0:12.33)	0:12.60 [7] (0:12.60)					
Average Speed [km/h]	52.6	64.2	58.6	58.1	59.8	59.6	58.7	57.0					
Top Speed [km/h]	68.1	67.7	61.9	60.0	61.7	61.1	59.8	59.8					
Avg. Dist. to Rail [m]	6.9	2.1	4.9	4.6	3.6	1.8	1.0	1.9					
Avg. Stride Freq. [Hz]	2.3	2.4	2.3	2.3	2.3	2.3	2.3	2.3					
Avg. Stride Length [m]	6.5	7.4	7.0	6.9	7.1	7.1	7.0	6.9					





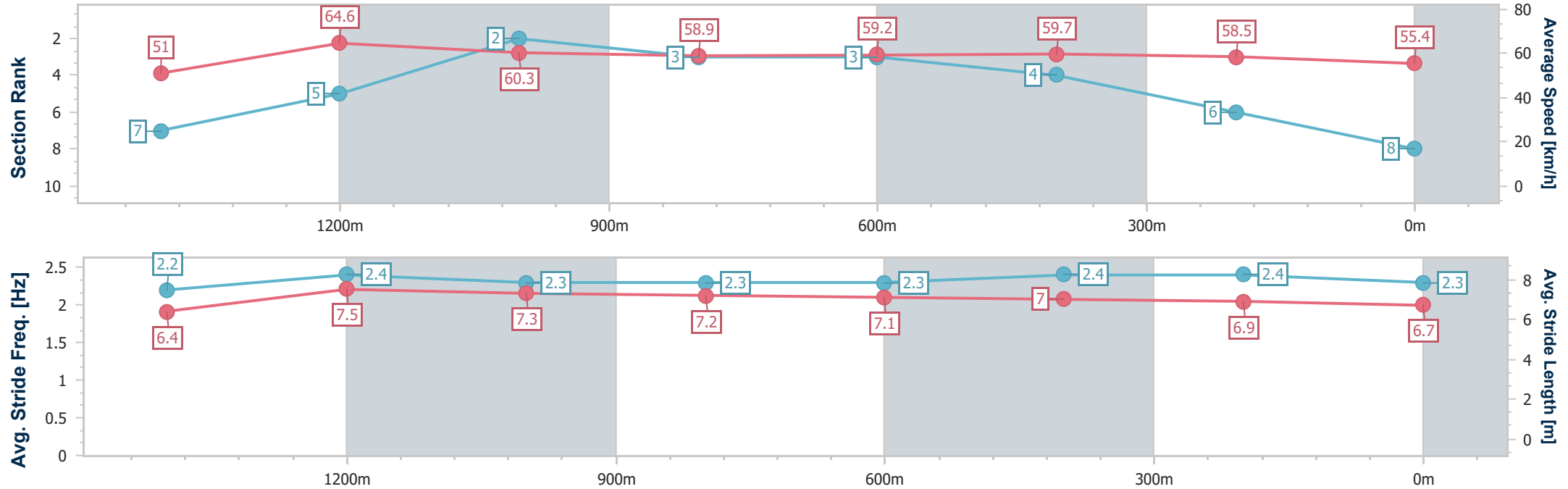
Horse/Jockey Name	Roman Heir
Final Rank	8
Fastest Section Time (Section)	0:11.19 (1400m)
Top Speed [km/h] (Section)	68.2 (Overall)
Race State	Finished



ToowoombaProfessional
Race 4: SOUTHERN CROSS SHEDS BENCHMARK 62 Handicap
- 1625m
15 November 2025 - 19:08
Track Rating: Soft 5, Weather: Overcast, Rail Position: +1 metre
Entire



Section	Overall	1400m	1200m	1000m	800m	600m	400m	200m					
Section Times	1:41.44 [8] (0:15.97)	1:25.47 [7] (0:11.19)	1:14.28 [5] (0:11.97)	1:02.31 [2] (0:12.37)	0:49.94 [3] (0:12.32)	0:37.62 [3] (0:12.21)	0:25.41 [4] (0:12.46)	0:12.95 [6] (0:12.95)					
Average Speed [km/h]	51.0	64.6	60.3	58.9	59.2	59.7	58.5	55.4					
Top Speed [km/h]	68.2	68.1	62.0	59.4	60.1	60.5	59.4	57.4					
Avg. Dist. to Rail [m]	3.7	1.6	3.7	2.9	3.7	2.8	2.6	3.7					
Avg. Stride Freq. [Hz]	2.2	2.4	2.3	2.3	2.3	2.4	2.4	2.3					
Avg. Stride Length [m]	6.4	7.5	7.3	7.2	7.1	7.0	6.9	6.7					





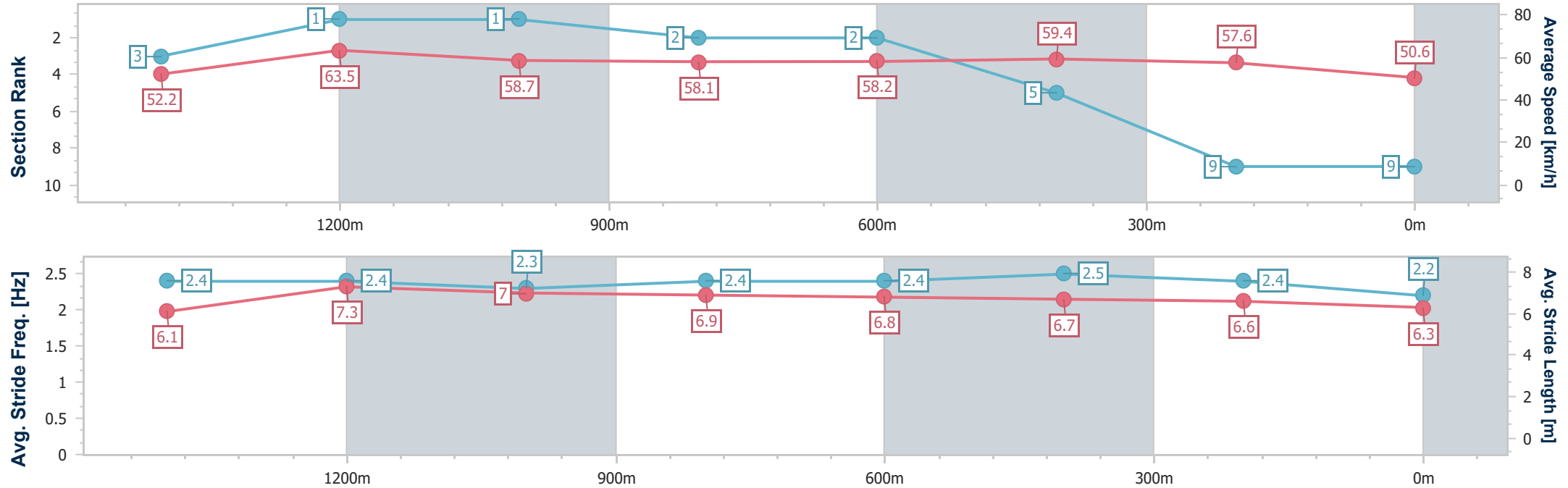
Horse/Jockey Name	Porrista
Final Rank	9
Fastest Section Time (Section)	0:11.15 (1400m)
Top Speed [km/h] (Section)	70.7 (Overall)
Race State	Finished



ToowoombaProfessional
Race 4: SOUTHERN CROSS SHEDS BENCHMARK 62 Handicap
- 1625m
15 November 2025 - 19:08
Track Rating: Soft 5, Weather: Overcast, Rail Position: +1 metre
Entire



Section	Overall	1400m	1200m	1000m	800m	600m	400m	200m					
Section Times	1:42.85 [9] (0:15.61)	1:27.24 [3] (0:11.15)	1:16.09 [1] (0:12.25)	1:03.84 [1] (0:12.33)	0:51.51 [2] (0:12.47)	0:39.04 [2] (0:12.27)	0:26.77 [5] (0:12.53)	0:14.24 [9] (0:14.24)					
Average Speed [km/h]	52.2	63.5	58.7	58.1	58.2	59.4	57.6	50.6					
Top Speed [km/h]	70.7	69.2	59.9	60.1	59.9	60.1	59.5	55.4					
Avg. Dist. to Rail [m]	5.3	2.5	2.1	1.6	2.0	1.9	2.0	2.4					
Avg. Stride Freq. [Hz]	2.4	2.4	2.3	2.4	2.4	2.5	2.4	2.2					
Avg. Stride Length [m]	6.1	7.3	7.0	6.9	6.8	6.7	6.6	6.3					





Toowoomba Professional
Race 5: 1EQUINE - FOR THE EQUINE ATHLETE QTIS Three-Year-Old
Maiden Handicap - 1000m
15 November 2025 - 20:12



Track Rating: Soft 5, Weather: Overcast, Rail Position: +1 metre Entire

Section						Overall	800m	600m	400m	200m			Last 600m
Field Times						1:00.88 (0:14.11)	0:46.77 (0:11.09)	0:35.68 (0:11.58)	0:24.10 (0:12.13)	0:11.97 (0:11.97)			0:35.68
Rank	TAB	Horse/Jockey	Barrier	Top Speed [km/h]	Fastest Section							Margin	Distance Travelled [m]
1	10	SPIRITOTHEWORLD	2	65.5	0:11.42	1:00.88 [1]	0:46.44 [5]	0:35.02 [5]	0:23.60 [5]	0:11.97 [2]	1:00.88	0:35.02	
		Adin Thompson		600m	800m	(0:14.44)	(0:11.42)	(0:11.42)	(0:11.63)	(0:11.97)			
2	5	I AM PIETRA	3	65.0	0:11.32	1:01.15 [2]	0:46.51 [6]	0:35.19 [6]	0:23.77 [6]	0:12.14 [3]	1.6L	0:35.19	-1
		Nozi Tomizawa		600m	800m	(0:14.64)	(0:11.32)	(0:11.42)	(0:11.63)	(0:12.14)			
3	11	TROOPER SAM	1	65.2	0:11.36	1:01.16 [3]	0:46.78 [4]	0:35.42 [4]	0:23.94 [3]	0:12.13 [4]	1.64L	0:35.42	+0
		Georgina Cartwright		Overall	800m	(0:14.38)	(0:11.36)	(0:11.48)	(0:11.81)	(0:12.13)			
4	4	BRAVE LIKE LILY	4	66.2	0:11.21	1:01.34 [4]	0:47.20 [2]	0:35.99 [2]	0:24.39 [2]	0:12.43 [1]	2.68L	0:35.99	-1
		Montanna Savva		Overall	800m	(0:14.14)	(0:11.21)	(0:11.60)	(0:11.96)	(0:12.43)			
5	13	ITALIAN GIRL	6	64.9	0:11.39	1:01.40 [5]	0:46.75 [7]	0:35.36 [7]	0:23.86 [7]	0:12.07 [6]	3.05L	0:35.36	+2
		Stacey Callow		Overall	800m	(0:14.65)	(0:11.39)	(0:11.50)	(0:11.79)	(0:12.07)			
6	3	UP OVER'N GONE	5	65.9	0:11.24	1:02.01 [6]	0:47.73 [3]	0:36.49 [3]	0:24.79 [4]	0:12.67 [7]	6.63L	0:36.49	+5
		Kenji Yoshida		800m	800m	(0:14.28)	(0:11.24)	(0:11.70)	(0:12.12)	(0:12.67)			
7	12	ROTH'S ROMANCE	7	66.6	0:11.09	1:02.68 [7]	0:48.57 [1]	0:37.48 [1]	0:25.90 [1]	0:13.52 [5]	10.57L	0:37.48	-3
		Colleen Krahnen		Overall	800m	(0:14.11)	(0:11.09)	(0:11.58)	(0:12.38)	(0:13.52)			

Scratched: Yeah Buddy (#2), High Sobriety (#9), Tengun Jessie (#7), Damn She's Fine (#8), Excelboom (#1), Mishani Vision (#6)



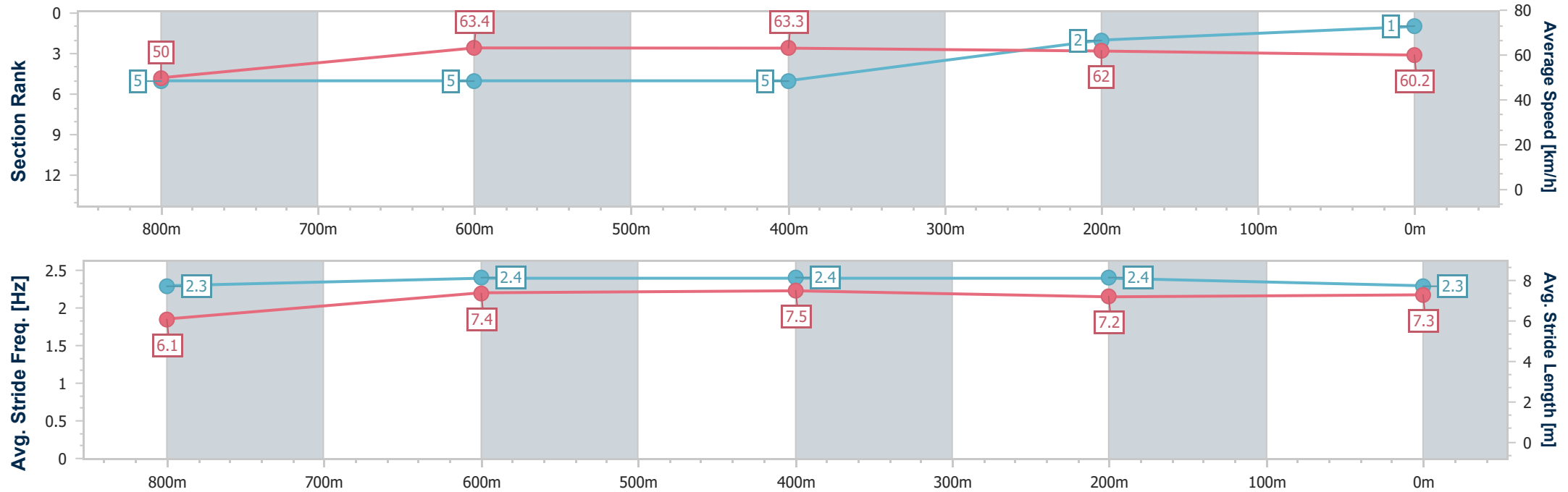
Horse/Jockey Name	Spiritoftheworld
Final Rank	1
Fastest Section Time (Section)	0:11.42 (800m)
Top Speed [km/h] (Section)	65.5 (600m)
Race State	Finished



ToowoombaProfessional
Race 5: 1EQUINE - FOR THE EQUINE ATHLETE QTIS Three-
Year-Old Maiden Handicap - 1000m
15 November 2025 - 20:12
Track Rating: Soft 5, Weather: Overcast, Rail Position: +1 metre
Entire



Section	Overall	800m	600m	400m	200m										
Section Times	1:00.88 [1] (0:14.44)	0:46.44 [5] (0:11.42)	0:35.02 [5] (0:11.42)	0:23.60 [5] (0:11.63)	0:11.97 [2] (0:11.97)										
Average Speed [km/h]	50.0	63.4	63.3	62.0	60.2										
Top Speed [km/h]	63.6	64.7	65.5	63.3	62.3										
Avg. Dist. to Rail [m]	2.6	1.3	0.6	1.4	2.0										
Avg. Stride Freq. [Hz]	2.3	2.4	2.4	2.4	2.3										
Avg. Stride Length [m]	6.1	7.4	7.5	7.2	7.3										



[] Ranking at each section and finish
-.-.- No data available at this section
NA No data available



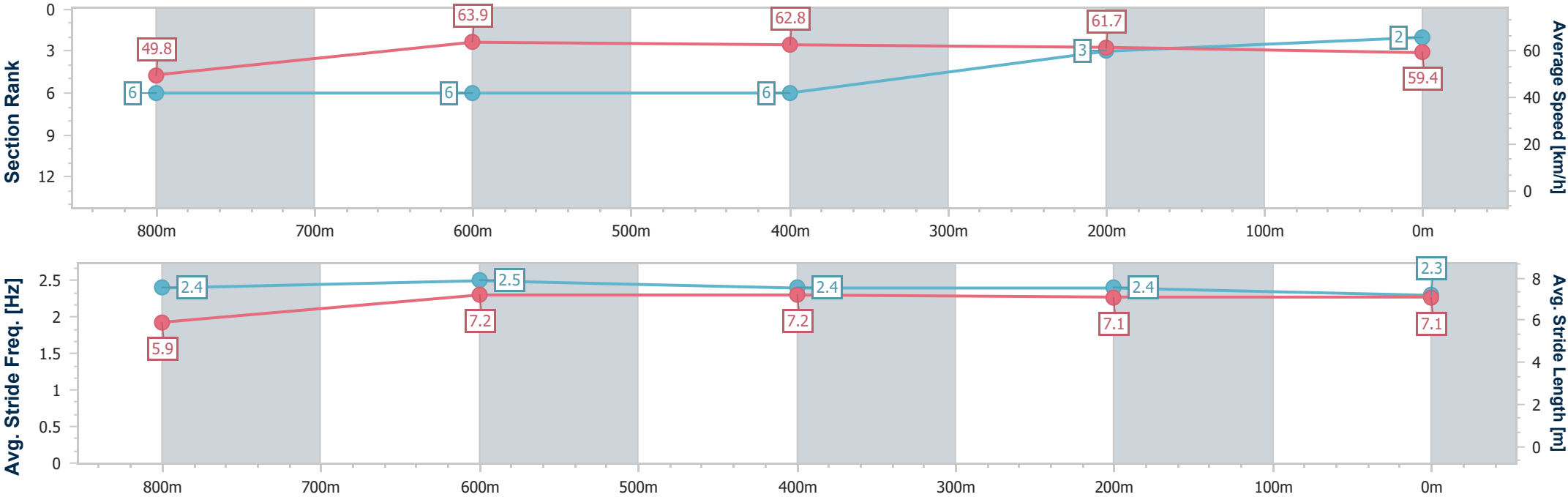
Horse/Jockey Name	I Am Pietra
Final Rank	2
Fastest Section Time (Section)	0:11.32 (800m)
Top Speed [km/h] (Section)	65.0 (600m)
Race State	Finished



ToowoombaProfessional
Race 5: 1EQUINE - FOR THE EQUINE ATHLETE QTIS Three-
Year-Old Maiden Handicap - 1000m
15 November 2025 - 20:12
Track Rating: Soft 5, Weather: Overcast, Rail Position: +1 metre
Entire



Section	Overall	800m	600m	400m	200m										
Section Times	1:01.15 [2] (0:14.64)	0:46.51 [6] (0:11.32)	0:35.19 [6] (0:11.42)	0:23.77 [6] (0:11.63)	0:12.14 [3] (0:12.14)										
Average Speed [km/h]	49.8	63.9	62.8	61.7	59.4										
Top Speed [km/h]	63.9	64.8	65.0	63.4	61.7										
Avg. Dist. to Rail [m]	5.5	1.0	0.6	0.6	1.5										
Avg. Stride Freq. [Hz]	2.4	2.5	2.4	2.4	2.3										
Avg. Stride Length [m]	5.9	7.2	7.2	7.1	7.1										





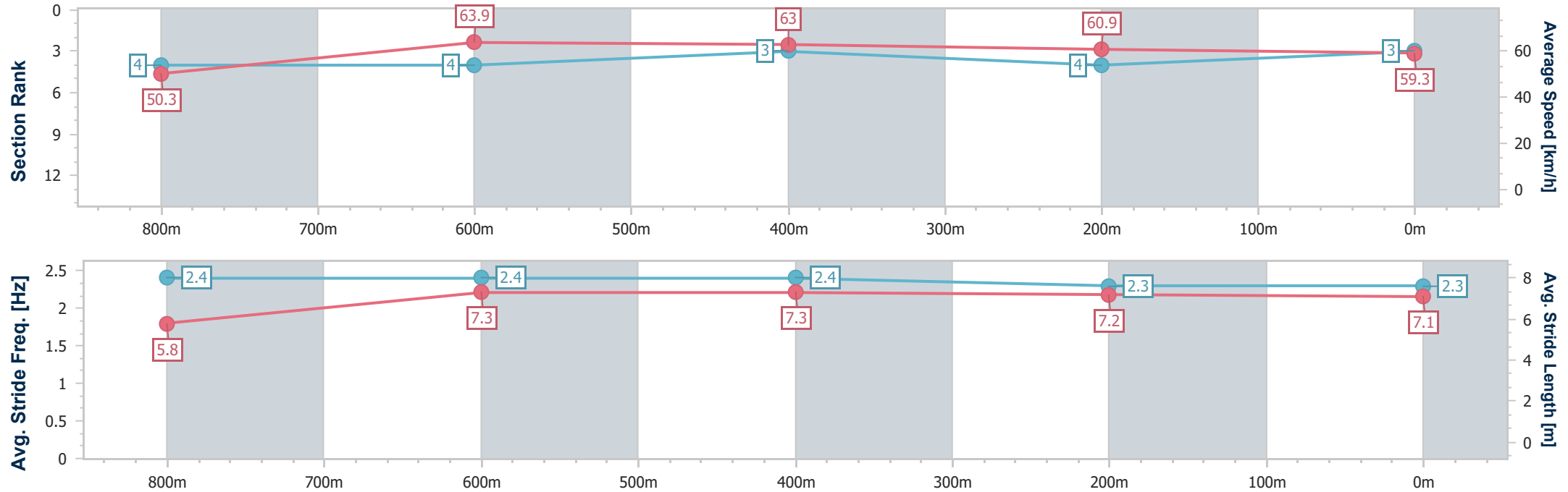
Horse/Jockey Name	Trooper Sam
Final Rank	3
Fastest Section Time (Section)	0:11.36 (800m)
Top Speed [km/h] (Section)	65.2 (Overall)
Race State	Finished



ToowoombaProfessional
Race 5: 1EQUINE - FOR THE EQUINE ATHLETE QTIS Three-
Year-Old Maiden Handicap - 1000m
15 November 2025 - 20:12
Track Rating: Soft 5, Weather: Overcast, Rail Position: +1 metre
Entire



Section	Overall	800m	600m	400m	200m										
Section Times	1:01.16 [3] (0:14.38)	0:46.78 [4] (0:11.36)	0:35.42 [4] (0:11.48)	0:23.94 [3] (0:11.81)	0:12.13 [4] (0:12.13)										
Average Speed [km/h]	50.3	63.9	63.0	60.9	59.3										
Top Speed [km/h]	65.2	65.0	64.7	63.3	59.5										
Avg. Dist. to Rail [m]	4.1	1.7	1.0	0.3	1.0										
Avg. Stride Freq. [Hz]	2.4	2.4	2.4	2.3	2.3										
Avg. Stride Length [m]	5.8	7.3	7.3	7.2	7.1										



[] Ranking at each section and finish
-.-.- No data available at this section
NA No data available



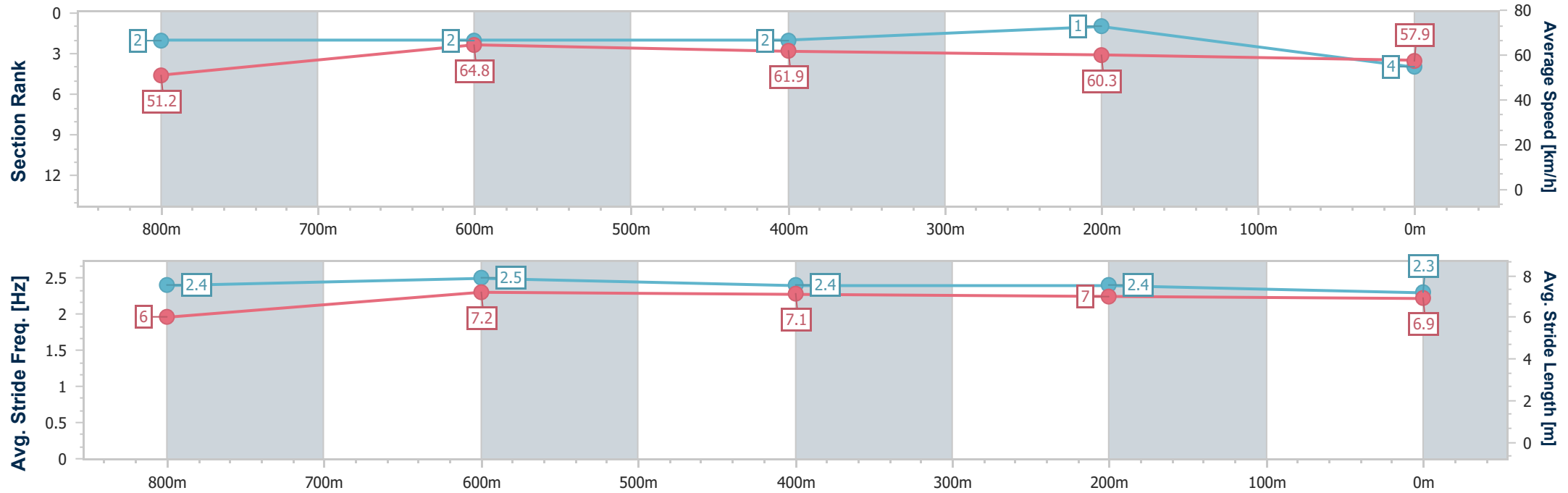
Horse/Jockey Name	Brave Like Lily
Final Rank	4
Fastest Section Time (Section)	0:11.21 (800m)
Top Speed [km/h] (Section)	66.2 (Overall)
Race State	Finished



ToowoombaProfessional
Race 5: 1EQUINE - FOR THE EQUINE ATHLETE QTIS Three-
Year-Old Maiden Handicap - 1000m
15 November 2025 - 20:12
Track Rating: Soft 5, Weather: Overcast, Rail Position: +1 metre
Entire



Section	Overall	800m	600m	400m	200m										
Section Times	1:01.34 [4] (0:14.14)	0:47.20 [2] (0:11.21)	0:35.99 [2] (0:11.60)	0:24.39 [2] (0:11.96)	0:12.43 [1] (0:12.43)										
Average Speed [km/h]	51.2	64.8	61.9	60.3	57.9										
Top Speed [km/h]	66.2	66.0	64.8	61.3	59.0										
Avg. Dist. to Rail [m]	5.7	1.6	0.3	0.8	1.3										
Avg. Stride Freq. [Hz]	2.4	2.5	2.4	2.4	2.3										
Avg. Stride Length [m]	6.0	7.2	7.1	7.0	6.9										





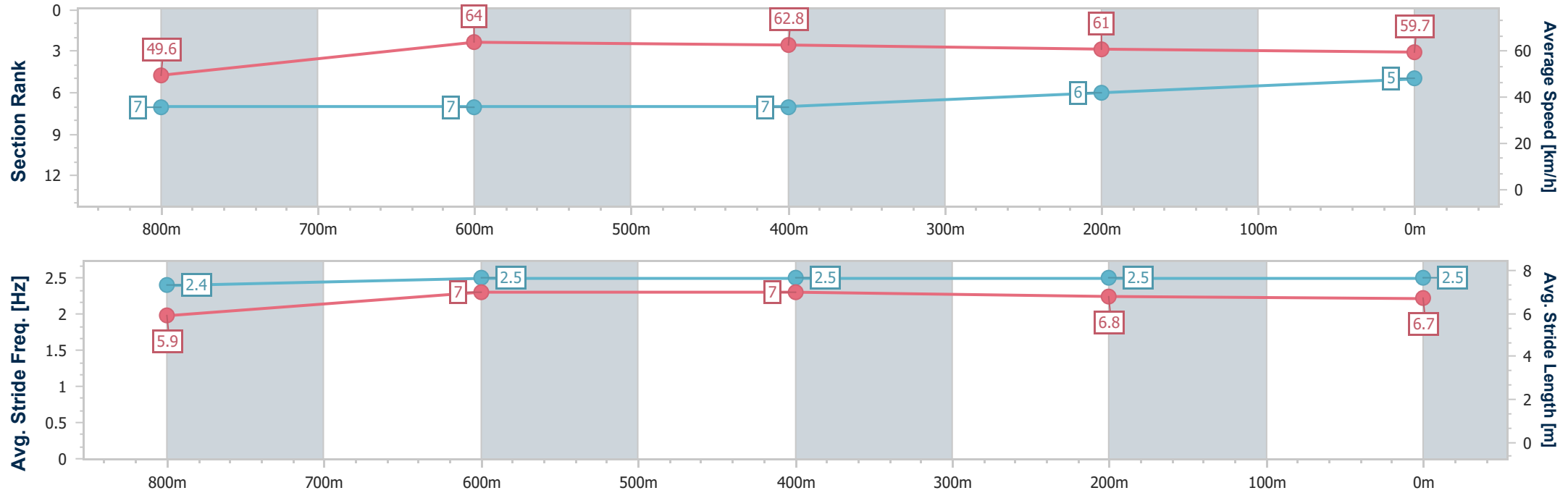
Horse/Jockey Name	Italian Girl
Final Rank	5
Fastest Section Time (Section)	0:11.39 (800m)
Top Speed [km/h] (Section)	64.9 (Overall)
Race State	Finished



ToowoombaProfessional
Race 5: 1EQUINE - FOR THE EQUINE ATHLETE QTIS Three-
Year-Old Maiden Handicap - 1000m
15 November 2025 - 20:12
Track Rating: Soft 5, Weather: Overcast, Rail Position: +1 metre
Entire



Section	Overall	800m	600m	400m	200m										
Section Times	1:01.40 [5] (0:14.65)	0:46.75 [7] (0:11.39)	0:35.36 [7] (0:11.50)	0:23.86 [7] (0:11.79)	0:12.07 [6] (0:12.07)										
Average Speed [km/h]	49.6	64.0	62.8	61.0	59.7										
Top Speed [km/h]	64.9	64.7	64.7	62.2	60.4										
Avg. Dist. to Rail [m]	6.1	2.7	0.4	0.4	0.5										
Avg. Stride Freq. [Hz]	2.4	2.5	2.5	2.5	2.5										
Avg. Stride Length [m]	5.9	7.0	7.0	6.8	6.7										





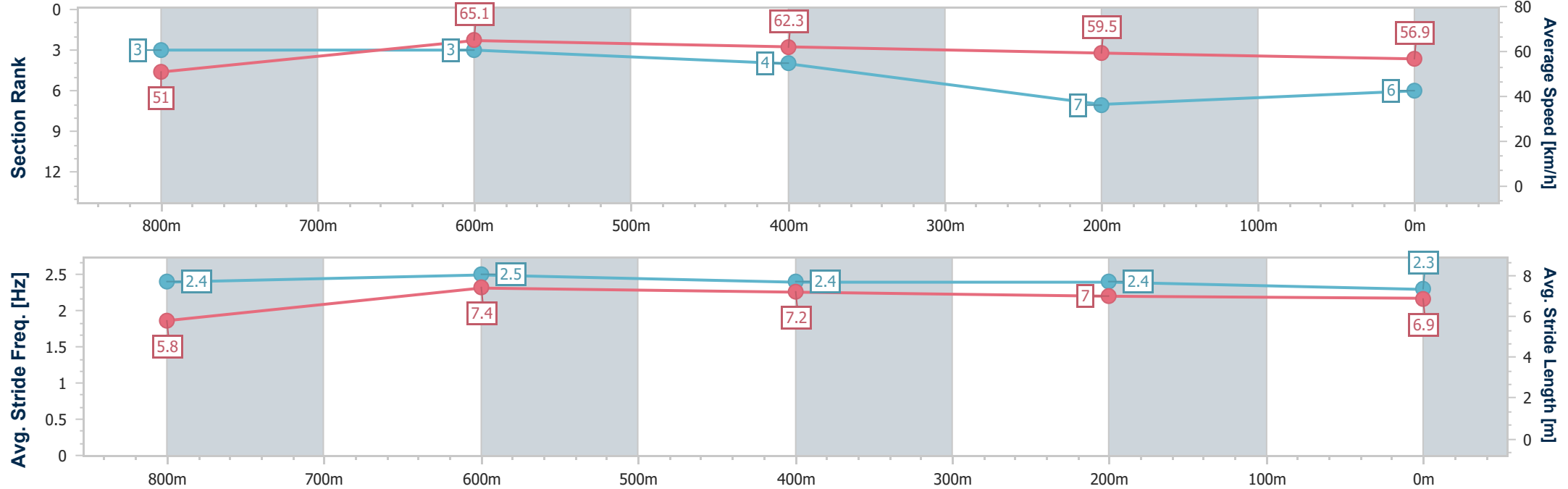
Horse/Jockey Name	Up Over'n Gone
Final Rank	6
Fastest Section Time (Section)	0:11.24 (800m)
Top Speed [km/h] (Section)	65.9 (800m)
Race State	Finished



ToowoombaProfessional
Race 5: 1EQUINE - FOR THE EQUINE ATHLETE QTIS Three-
Year-Old Maiden Handicap - 1000m
15 November 2025 - 20:12
Track Rating: Soft 5, Weather: Overcast, Rail Position: +1 metre
Entire



Section	Overall	800m	600m	400m	200m										
Section Times	1:02.01 [6] (0:14.28)	0:47.73 [3] (0:11.24)	0:36.49 [3] (0:11.70)	0:24.79 [4] (0:12.12)	0:12.67 [7] (0:12.67)										
Average Speed [km/h]	51.0	65.1	62.3	59.5	56.9										
Top Speed [km/h]	65.0	65.9	64.4	60.7	59.0										
Avg. Dist. to Rail [m]	7.2	3.7	2.3	1.3	2.6										
Avg. Stride Freq. [Hz]	2.4	2.5	2.4	2.4	2.3										
Avg. Stride Length [m]	5.8	7.4	7.2	7.0	6.9										





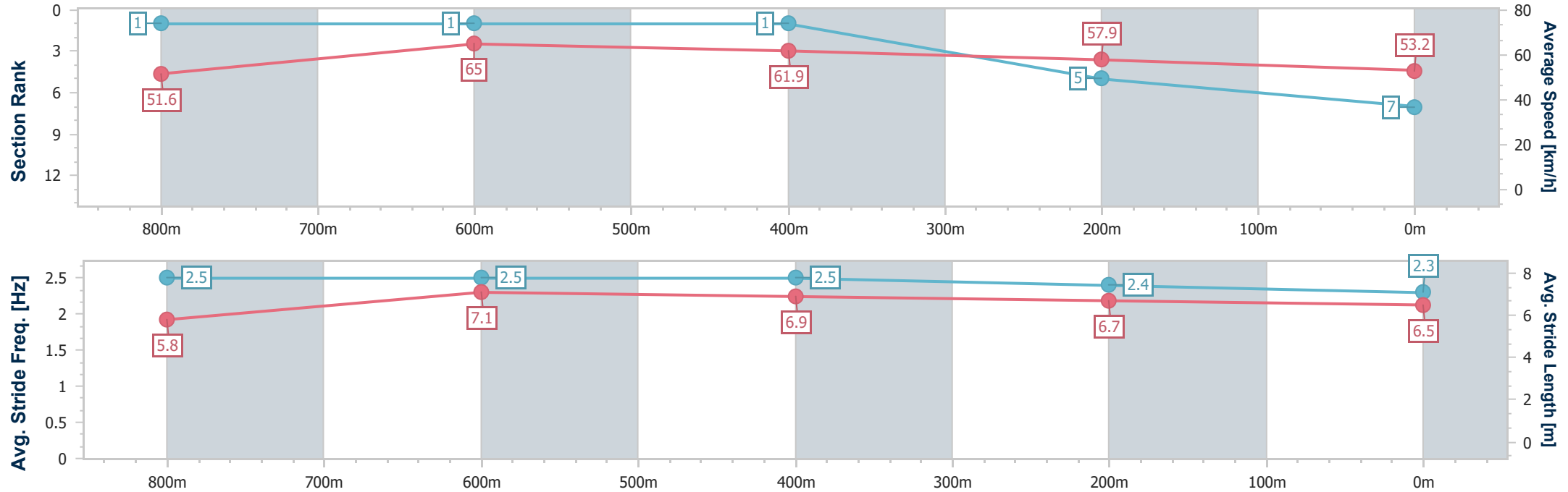
Horse/Jockey Name	Roth's Romance
Final Rank	7
Fastest Section Time (Section)	0:11.09 (800m)
Top Speed [km/h] (Section)	66.6 (Overall)
Race State	Finished



ToowoombaProfessional
Race 5: 1EQUINE - FOR THE EQUINE ATHLETE QTIS Three-
Year-Old Maiden Handicap - 1000m
15 November 2025 - 20:12
Track Rating: Soft 5, Weather: Overcast, Rail Position: +1 metre
Entire



Section	Overall	800m	600m	400m	200m										
Section Times	1:02.68 [7] (0:14.11)	0:48.57 [1] (0:11.09)	0:37.48 [1] (0:11.58)	0:25.90 [1] (0:12.38)	0:13.52 [5] (0:13.52)										
Average Speed [km/h]	51.6	65.0	61.9	57.9	53.2										
Top Speed [km/h]	66.6	66.1	64.2	60.7	54.7										
Avg. Dist. to Rail [m]	8.1	0.8	0.9	1.5	0.8										
Avg. Stride Freq. [Hz]	2.5	2.5	2.5	2.4	2.3										
Avg. Stride Length [m]	5.8	7.1	6.9	6.7	6.5										





Toowoomba Professional

Race 6: BROWN FAMILY WINE GROUP Maiden Handicap - 1100m

15 November 2025 - 20:44



Track Rating: Soft 5, Weather: Overcast, Rail Position: +1 metre Entire

Section						Overall	1000m	800m	600m	400m	200m	Last 600m		
Field Times						1:06.66 (0:08.69)	0:57.97 (0:10.96)	0:47.01 (0:11.21)	0:35.80 (0:11.73)	0:24.07 (0:11.97)	0:12.10 (0:12.10)	0:35.80		
Rank	TAB	Horse/Jockey	Barrier	Top Speed [km/h]	Fastest Section							Margin	Distance Travelled [m]	
1	1	DARTH INVADER	11	68.4	0:08.69	1:06.66 [1]	0:57.97 [1]	0:46.97 [2]	0:35.68 [2]	0:23.99 [2]	0:12.10 [1]	1:06.66	0:35.68	
		Robbie Downey		1000m	Overall	(0:08.69)	(0:11.00)	(0:11.29)	(0:11.69)	(0:11.89)	(0:12.10)			
2	9	HABERFIELD	8	66.6	0:09.43	1:07.15 [2]	0:57.72 [10]	0:46.55 [12]	0:35.36 [10]	0:23.43 [11]	0:11.76 [8]	2.86L	0:35.36	-7
		Karl Zechner		1000m	Overall	(0:09.43)	(0:11.17)	(0:11.19)	(0:11.93)	(0:11.67)	(0:11.76)			
3	11	RED HUSSY	3	65.9	0:08.84	1:07.29 [3]	0:58.45 [5]	0:47.17 [6]	0:35.79 [6]	0:24.08 [5]	0:12.24 [3]	3.7L	0:35.79	-3
		Adin Thompson		1000m	Overall	(0:08.84)	(0:11.28)	(0:11.38)	(0:11.71)	(0:11.84)	(0:12.24)			
4	3	HEROIC DELANEYS	10	65.1	0:08.78	1:07.40 [4]	0:58.62 [3]	0:47.20 [8]	0:35.84 [7]	0:24.06 [6]	0:12.15 [6]	4.36L	0:35.84	+6
		Chloe Lowe		800m	Overall	(0:08.78)	(0:11.42)	(0:11.36)	(0:11.78)	(0:11.91)	(0:12.15)			
5	7	DESTINY GUNGHO	9	66.4	0:08.82	1:07.50 [5]	0:58.68 [4]	0:47.54 [4]	0:36.19 [5]	0:24.43 [4]	0:12.40 [4]	4.93L	0:36.19	+2
		Georgina Cartwright		1000m	Overall	(0:08.82)	(0:11.14)	(0:11.35)	(0:11.76)	(0:12.03)	(0:12.40)			
6	14	UPSTART LOVER	7	65.6	0:08.91	1:07.67 [6]	0:58.76 [8]	0:47.40 [9]	0:36.02 [9]	0:24.19 [8]	0:12.31 [7]	5.97L	0:36.02	+0
		Nozi Tomizawa		1000m	Overall	(0:08.91)	(0:11.36)	(0:11.38)	(0:11.83)	(0:11.88)	(0:12.31)			
7	6	ATHOL MAC	2	67.1	0:08.87	1:07.97 [7]	0:59.10 [7]	0:48.05 [3]	0:36.77 [4]	0:25.02 [3]	0:13.01 [2]	7.71L	0:36.77	+0
		Stacey Callow		1000m	Overall	(0:08.87)	(0:11.05)	(0:11.28)	(0:11.75)	(0:12.01)	(0:13.01)			
8	4	PRINCE OF SYNERGY	12	64.9	0:09.11	1:08.14 [8]	0:59.03 [9]	0:47.62 [10]	0:36.21 [11]	0:24.48 [10]	0:12.47 [9]	8.69L	0:36.21	+4
		Ross O'Sullivan		1000m	Overall	(0:09.11)	(0:11.41)	(0:11.41)	(0:11.73)	(0:12.01)	(0:12.47)			
9	12	SOUTHAMPTON NICCO	1	66.8	0:08.69	1:08.75 [9]	1:00.06 [2]	0:49.10 [1]	0:37.89 [1]	0:26.16 [1]	0:13.61 [5]	12.27L	0:37.89	-2
		Kelsey Lenton		1000m	Overall	(0:08.69)	(0:10.96)	(0:11.21)	(0:11.73)	(0:12.55)	(0:13.61)			
10	5	DAMN SHE'S FINE	5	66.6	0:08.87	1:08.93 [10]	1:00.06 [6]	0:48.80 [7]	0:37.36 [8]	0:25.33 [9]	0:12.74 [10]	13.34L	0:37.36	-2
		Billie-Rose Andrew		1000m	Overall	(0:08.87)	(0:11.26)	(0:11.44)	(0:12.03)	(0:12.59)	(0:12.74)			

Scratched: Trooper Sam (#13), Miss Chamonix (#10)



Toowoomba Professional

Race 6: BROWN FAMILY WINE GROUP Maiden Handicap - 1100m

15 November 2025 - 20:44



Track Rating: Soft 5, Weather: Overcast, Rail Position: +1 metre Entire

Section						Overall	1000m	800m	600m	400m	200m	Last 600m		
Field Times						1:06.66 (0:08.69)	0:57.97 (0:10.96)	0:47.01 (0:11.21)	0:35.80 (0:11.73)	0:24.07 (0:11.97)	0:12.10 (0:12.10)	0:35.80		
Rank	TAB	Horse/Jockey	Barrier	Top Speed [km/h]	Fastest Section							Margin	Distance Travelled [m]	
11	2	BELLE FRANCAIS	6	66.7	0:09.44	1:09.62 [11]	1:00.18 [11]	0:49.04 [11]	0:37.57 [12]	0:25.66 [12]	0:13.06 [12]	17.41L	0:37.57	+5
		Kenji Yoshida		1000m	Overall	(0:09.44)	(0:11.14)	(0:11.47)	(0:11.91)	(0:12.60)	(0:13.06)			
12	8	DUCK OUT	4	67.5	0:09.49	1:10.75 [12]	1:01.26 [12]	0:50.67 [5]	0:39.59 [3]	0:27.37 [7]	0:14.25 [11]	24.06L	0:39.59	-14
		Montanna Savva		1000m	Overall	(0:09.49)	(0:10.59)	(0:11.08)	(0:12.22)	(0:13.12)	(0:14.25)			

Scratched: Trooper Sam (#13), Miss Chamonix (#10)



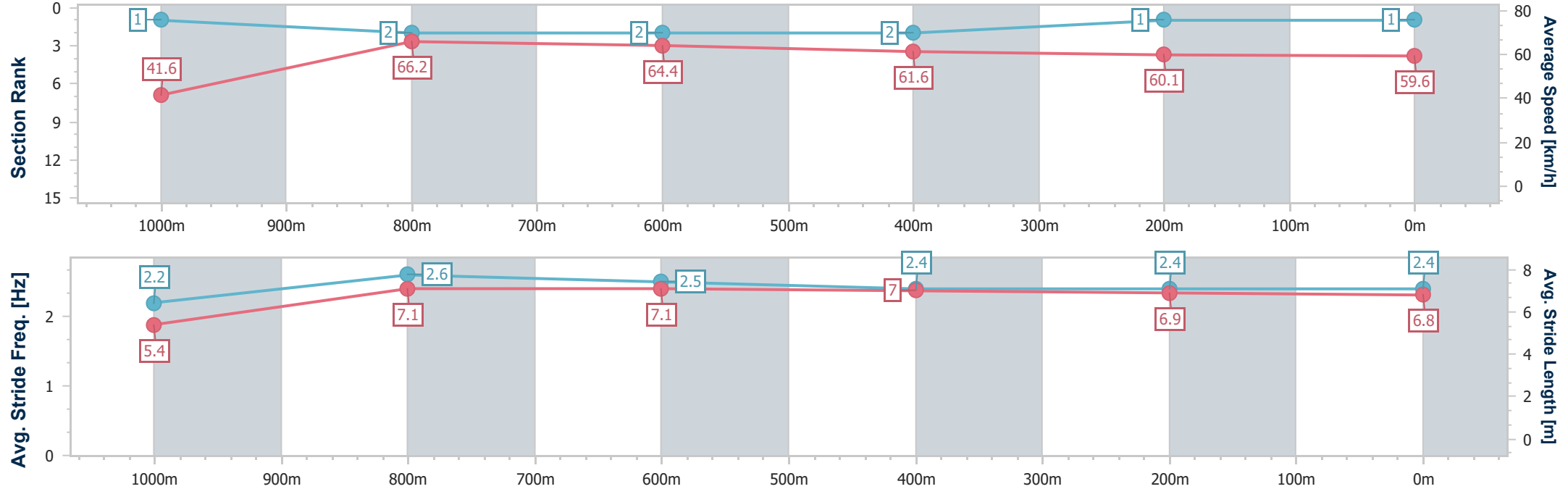
Horse/Jockey Name	Darth Invader
Final Rank	1
Fastest Section Time (Section)	0:08.69 (Overall)
Top Speed [km/h] (Section)	68.4 (1000m)
Race State	Finished



ToowoombaProfessional
Race 6: BROWN FAMILY WINE GROUP Maiden Handicap - 1100m
15 November 2025 - 20:44
Track Rating: Soft 5, Weather: Overcast, Rail Position: +1 metre Entire



Section	Overall	1000m	800m	600m	400m	200m							
Section Times	1:06.66 [1] (0:08.69)	0:57.97 [1] (0:11.00)	0:46.97 [2] (0:11.29)	0:35.68 [2] (0:11.69)	0:23.99 [2] (0:11.89)	0:12.10 [1] (0:12.10)							
Average Speed [km/h]	41.6	66.2	64.4	61.6	60.1	59.6							
Top Speed [km/h]	64.3	68.4	65.5	62.9	61.1	61.2							
Avg. Dist. to Rail [m]	12.1	4.1	2.4	0.7	0.7	0.2							
Avg. Stride Freq. [Hz]	2.2	2.6	2.5	2.4	2.4	2.4							
Avg. Stride Length [m]	5.4	7.1	7.1	7.0	6.9	6.8							



[] Ranking at each section and finish
- - - - No data available at this section
NA No data available



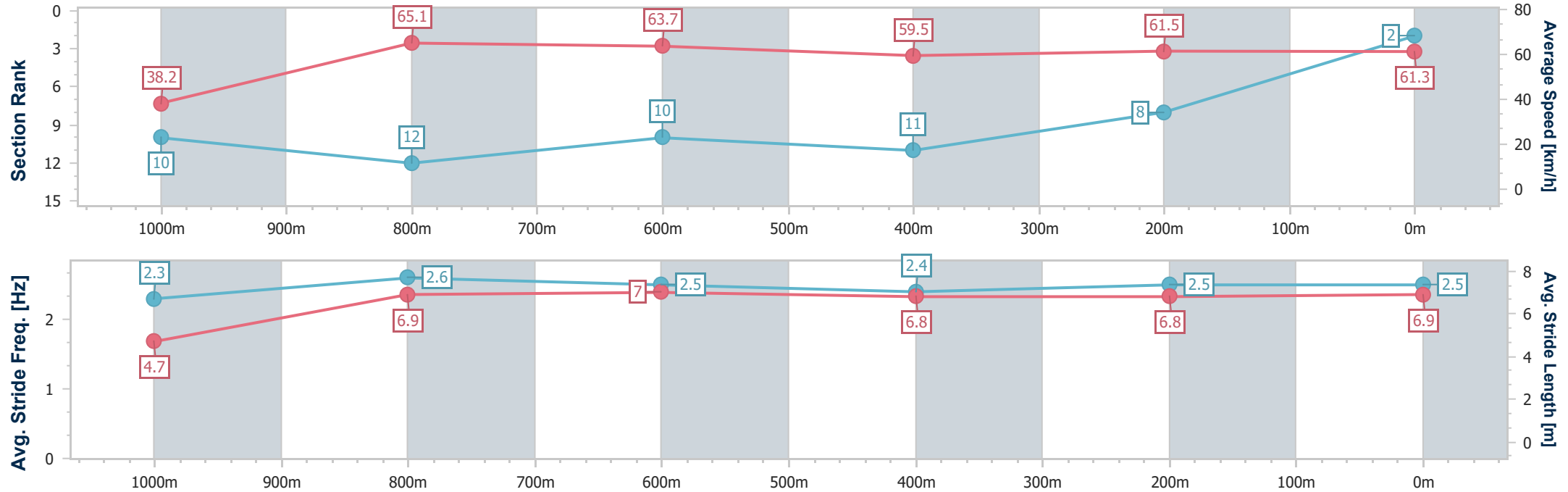
Horse/Jockey Name	Haberfield
Final Rank	2
Fastest Section Time (Section)	0:09.43 (Overall)
Top Speed [km/h] (Section)	66.6 (1000m)
Race State	Finished



ToowoombaProfessional
Race 6: BROWN FAMILY WINE GROUP Maiden Handicap - 1100m
15 November 2025 - 20:44
Track Rating: Soft 5, Weather: Overcast, Rail Position: +1 metre Entire



Section	Overall	1000m	800m	600m	400m	200m							
Section Times	1:07.15 [2] (0:09.43)	0:57.72 [10] (0:11.17)	0:46.55 [12] (0:11.19)	0:35.36 [10] (0:11.93)	0:23.43 [11] (0:11.67)	0:11.76 [8] (0:11.76)							
Average Speed [km/h]	38.2	65.1	63.7	59.5	61.5	61.3							
Top Speed [km/h]	63.9	66.6	66.1	62.8	63.4	62.0							
Avg. Dist. to Rail [m]	9.5	3.3	3.0	2.5	0.6	3.8							
Avg. Stride Freq. [Hz]	2.3	2.6	2.5	2.4	2.5	2.5							
Avg. Stride Length [m]	4.7	6.9	7.0	6.8	6.8	6.9							



[] Ranking at each section and finish
- - - - No data available at this section
NA No data available



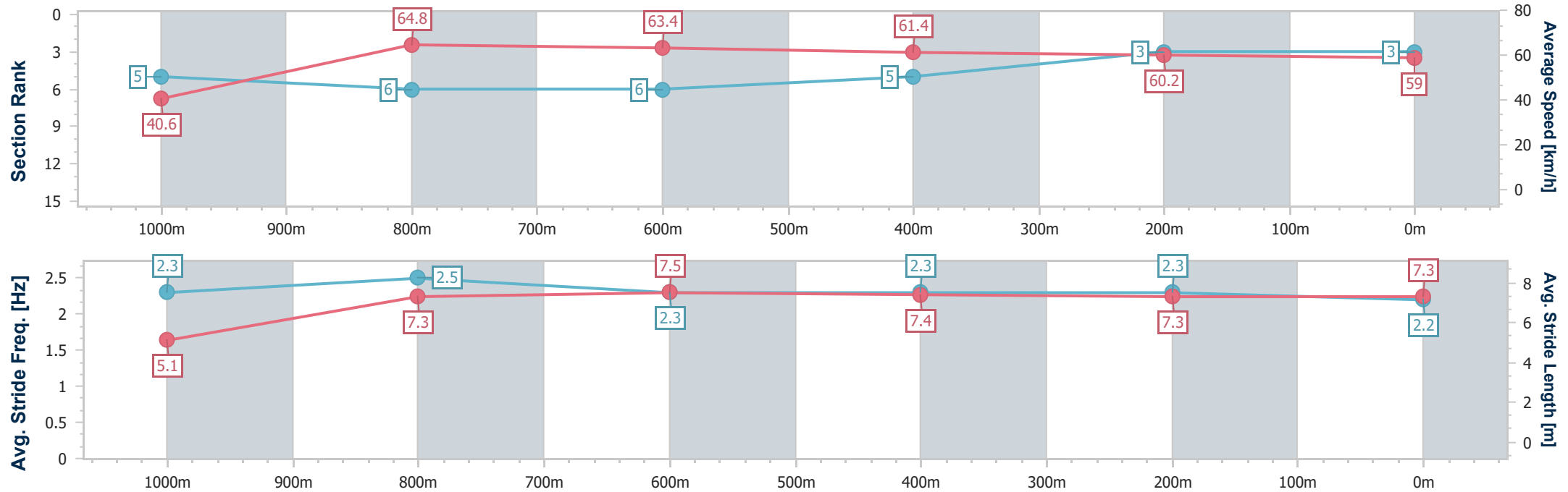
Horse/Jockey Name	Red Hussy
Final Rank	3
Fastest Section Time (Section)	0:08.84 (Overall)
Top Speed [km/h] (Section)	65.9 (1000m)
Race State	Finished



ToowoombaProfessional
Race 6: BROWN FAMILY WINE GROUP Maiden Handicap - 1100m
15 November 2025 - 20:44
Track Rating: Soft 5, Weather: Overcast, Rail Position: +1 metre Entire



Section	Overall	1000m	800m	600m	400m	200m							
Section Times	1:07.29 [3] (0:08.84)	0:58.45 [5] (0:11.28)	0:47.17 [6] (0:11.38)	0:35.79 [6] (0:11.71)	0:24.08 [5] (0:11.84)	0:12.24 [3] (0:12.24)							
Average Speed [km/h]	40.6	64.8	63.4	61.4	60.2	59.0							
Top Speed [km/h]	62.2	65.9	65.4	62.8	61.1	60.2							
Avg. Dist. to Rail [m]	6.5	4.0	0.8	0.5	1.7	0.5							
Avg. Stride Freq. [Hz]	2.3	2.5	2.3	2.3	2.3	2.2							
Avg. Stride Length [m]	5.1	7.3	7.5	7.4	7.3	7.3							



[] Ranking at each section and finish
-.-.- No data available at this section
NA No data available



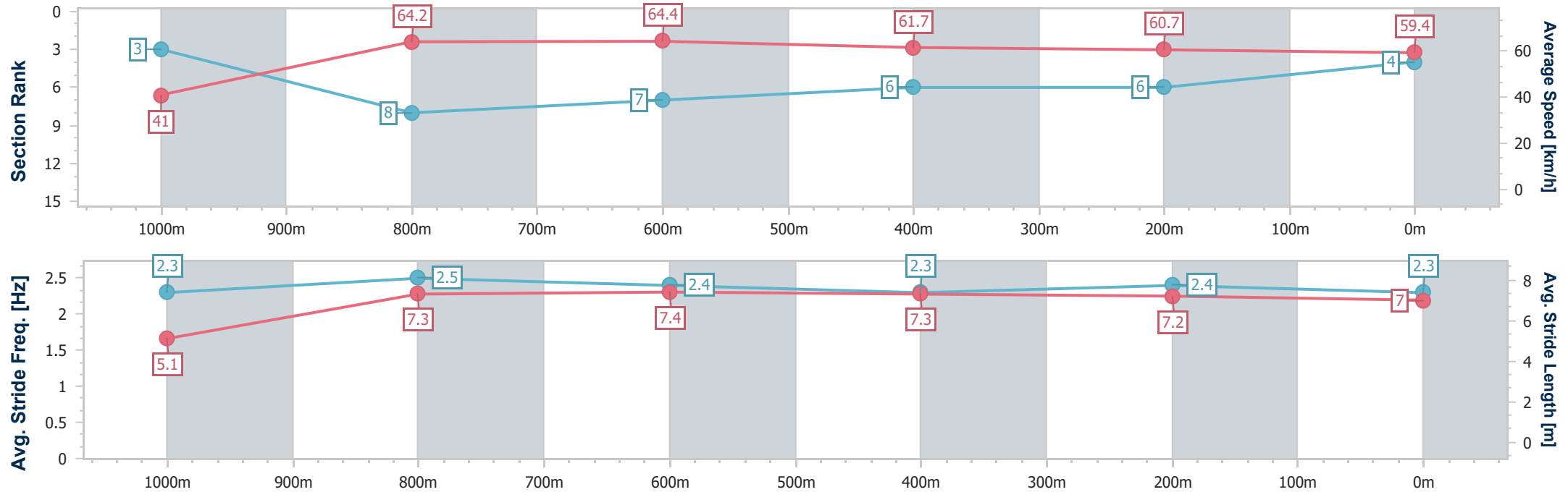
Horse/Jockey Name	Heroic Delaneys
Final Rank	4
Fastest Section Time (Section)	0:08.78 (Overall)
Top Speed [km/h] (Section)	65.1 (800m)
Race State	Finished



ToowoombaProfessional
Race 6: BROWN FAMILY WINE GROUP Maiden Handicap - 1100m
15 November 2025 - 20:44
Track Rating: Soft 5, Weather: Overcast, Rail Position: +1 metre Entire



Section	Overall	1000m	800m	600m	400m	200m							
Section Times	1:07.40 [4] (0:08.78)	0:58.62 [3] (0:11.42)	0:47.20 [8] (0:11.36)	0:35.84 [7] (0:11.78)	0:24.06 [6] (0:11.91)	0:12.15 [6] (0:12.15)							
Average Speed [km/h]	41.0	64.2	64.4	61.7	60.7	59.4							
Top Speed [km/h]	61.5	64.9	65.1	64.0	61.6	60.1							
Avg. Dist. to Rail [m]	10.6	5.5	3.7	2.1	1.7	6.4							
Avg. Stride Freq. [Hz]	2.3	2.5	2.4	2.3	2.4	2.3							
Avg. Stride Length [m]	5.1	7.3	7.4	7.3	7.2	7.0							



[] Ranking at each section and finish
-.-.- No data available at this section
NA No data available



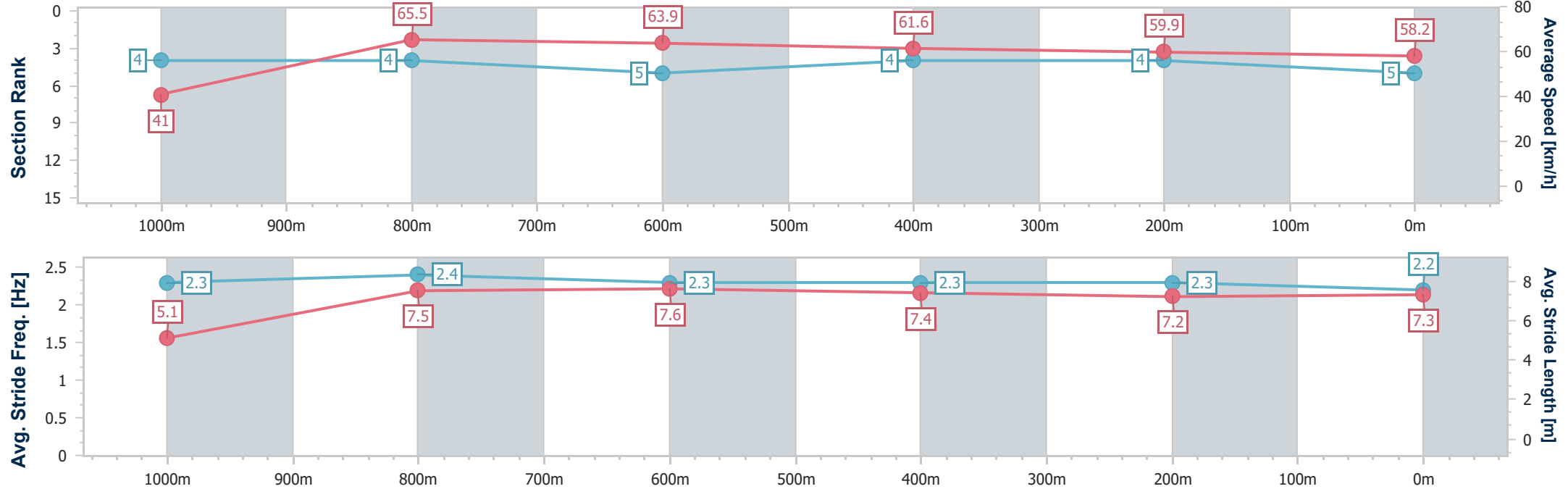
Horse/Jockey Name	Destiny Gungho
Final Rank	5
Fastest Section Time (Section)	0:08.82 (Overall)
Top Speed [km/h] (Section)	66.4 (1000m)
Race State	Finished



ToowoombaProfessional
Race 6: BROWN FAMILY WINE GROUP Maiden Handicap -
1100m
15 November 2025 - 20:44
Track Rating: Soft 5, Weather: Overcast, Rail Position: +1 metre
Entire



Section	Overall	1000m	800m	600m	400m	200m							
Section Times	1:07.50 [5] (0:08.82)	0:58.68 [4] (0:11.14)	0:47.54 [4] (0:11.35)	0:36.19 [5] (0:11.76)	0:24.43 [4] (0:12.03)	0:12.40 [4] (0:12.40)							
Average Speed [km/h]	41.0	65.5	63.9	61.6	59.9	58.2							
Top Speed [km/h]	63.1	66.4	65.3	63.6	61.2	59.6							
Avg. Dist. to Rail [m]	10.2	4.6	2.2	1.0	1.0	3.3							
Avg. Stride Freq. [Hz]	2.3	2.4	2.3	2.3	2.3	2.2							
Avg. Stride Length [m]	5.1	7.5	7.6	7.4	7.2	7.3							



[] Ranking at each section and finish
-.-.- No data available at this section
NA No data available



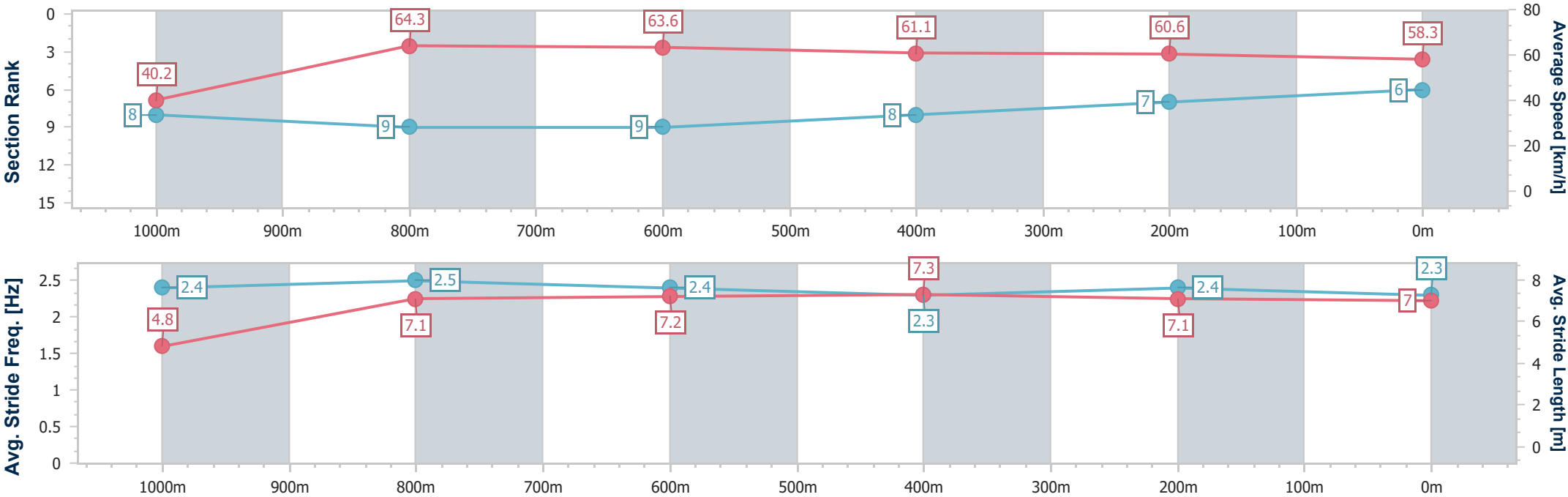
Horse/Jockey Name	Upstart Lover
Final Rank	6
Fastest Section Time (Section)	0:08.91 (Overall)
Top Speed [km/h] (Section)	65.6 (1000m)
Race State	Finished



ToowoombaProfessional
Race 6: BROWN FAMILY WINE GROUP Maiden Handicap - 1100m
15 November 2025 - 20:44
Track Rating: Soft 5, Weather: Overcast, Rail Position: +1 metre Entire



Section	Overall	1000m	800m	600m	400m	200m							
Section Times	1:07.67 [6] (0:08.91)	0:58.76 [8] (0:11.36)	0:47.40 [9] (0:11.38)	0:36.02 [9] (0:11.83)	0:24.19 [8] (0:11.88)	0:12.31 [7] (0:12.31)							
Average Speed [km/h]	40.2	64.3	63.6	61.1	60.6	58.3							
Top Speed [km/h]	61.6	65.6	64.8	63.0	61.2	60.0							
Avg. Dist. to Rail [m]	9.2	3.9	1.3	0.8	0.7	1.6							
Avg. Stride Freq. [Hz]	2.4	2.5	2.4	2.3	2.4	2.3							
Avg. Stride Length [m]	4.8	7.1	7.2	7.3	7.1	7.0							





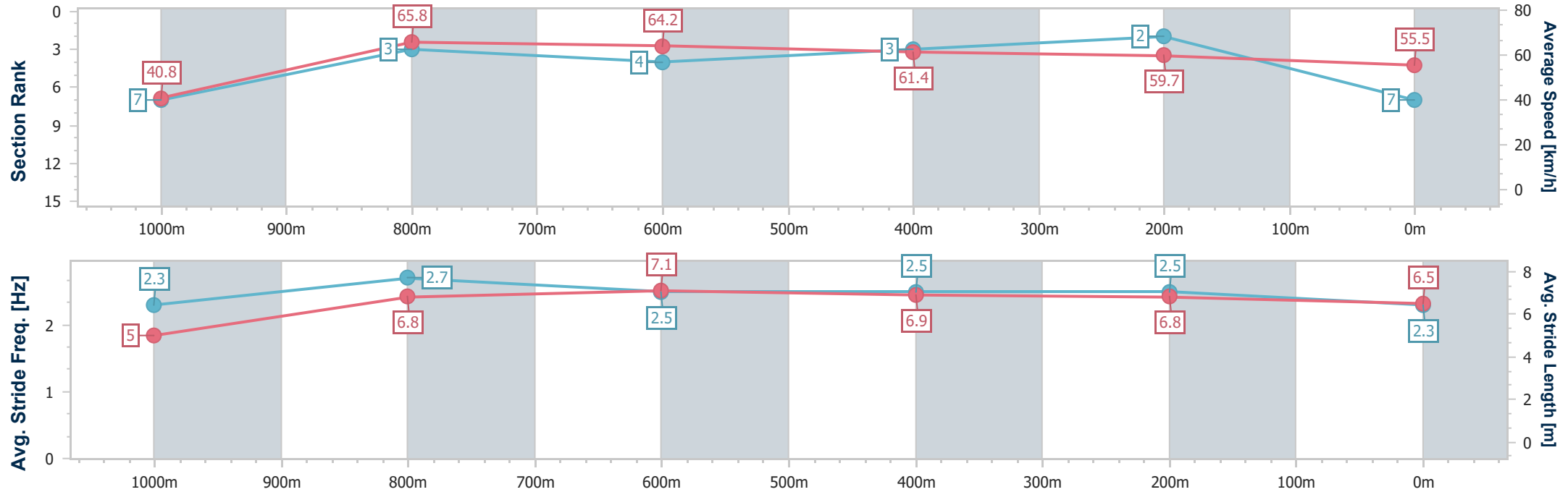
Horse/Jockey Name	Athol Mac
Final Rank	7
Fastest Section Time (Section)	0:08.87 (Overall)
Top Speed [km/h] (Section)	67.1 (1000m)
Race State	Finished



ToowoombaProfessional
Race 6: BROWN FAMILY WINE GROUP Maiden Handicap - 1100m
15 November 2025 - 20:44
Track Rating: Soft 5, Weather: Overcast, Rail Position: +1 metre Entire



Section	Overall	1000m	800m	600m	400m	200m							
Section Times	1:07.97 [7] (0:08.87)	0:59.10 [7] (0:11.05)	0:48.05 [3] (0:11.28)	0:36.77 [4] (0:11.75)	0:25.02 [3] (0:12.01)	0:13.01 [2] (0:13.01)							
Average Speed [km/h]	40.8	65.8	64.2	61.4	59.7	55.5							
Top Speed [km/h]	63.0	67.1	65.8	63.1	61.5	57.9							
Avg. Dist. to Rail [m]	3.9	2.9	2.1	0.7	1.1	3.5							
Avg. Stride Freq. [Hz]	2.3	2.7	2.5	2.5	2.5	2.3							
Avg. Stride Length [m]	5.0	6.8	7.1	6.9	6.8	6.5							





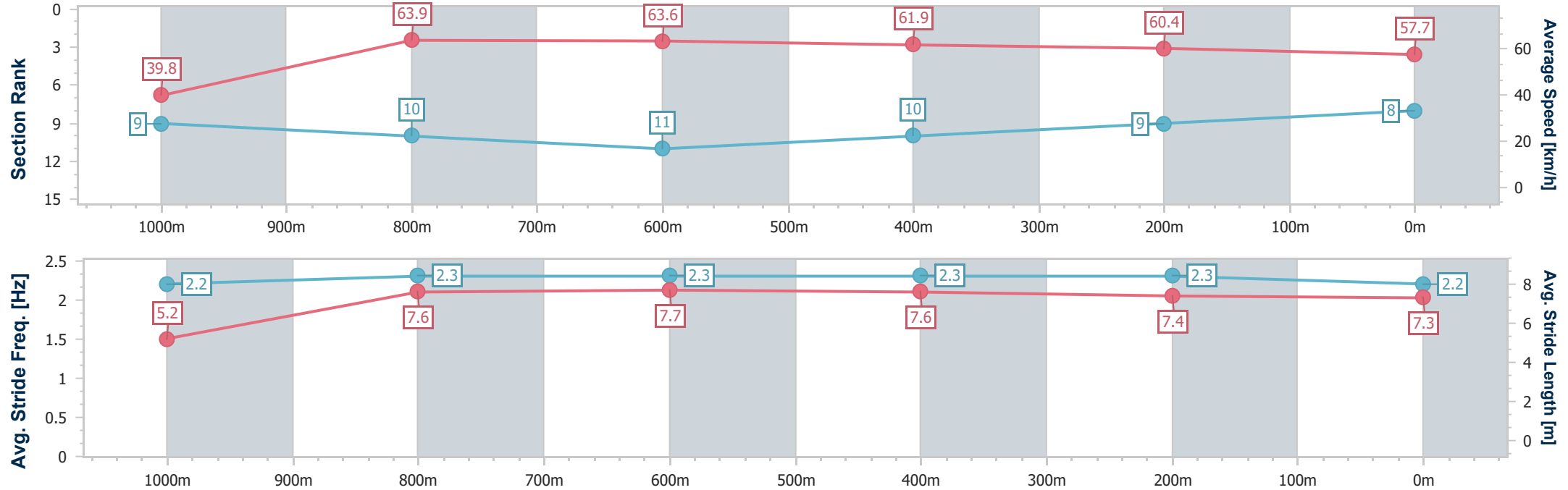
Horse/Jockey Name	Prince Of Synergy
Final Rank	8
Fastest Section Time (Section)	0:09.11 (Overall)
Top Speed [km/h] (Section)	64.9 (1000m)
Race State	Finished



ToowoombaProfessional
Race 6: BROWN FAMILY WINE GROUP Maiden Handicap - 1100m
15 November 2025 - 20:44
Track Rating: Soft 5, Weather: Overcast, Rail Position: +1 metre Entire



Section	Overall	1000m	800m	600m	400m	200m							
Section Times	1:08.14 [8] (0:09.11)	0:59.03 [9] (0:11.41)	0:47.62 [10] (0:11.41)	0:36.21 [11] (0:11.73)	0:24.48 [10] (0:12.01)	0:12.47 [9] (0:12.47)							
Average Speed [km/h]	39.8	63.9	63.6	61.9	60.4	57.7							
Top Speed [km/h]	61.6	64.9	64.7	63.5	62.2	59.4							
Avg. Dist. to Rail [m]	12.9	5.0	1.8	1.5	2.5	1.5							
Avg. Stride Freq. [Hz]	2.2	2.3	2.3	2.3	2.3	2.2							
Avg. Stride Length [m]	5.2	7.6	7.7	7.6	7.4	7.3							





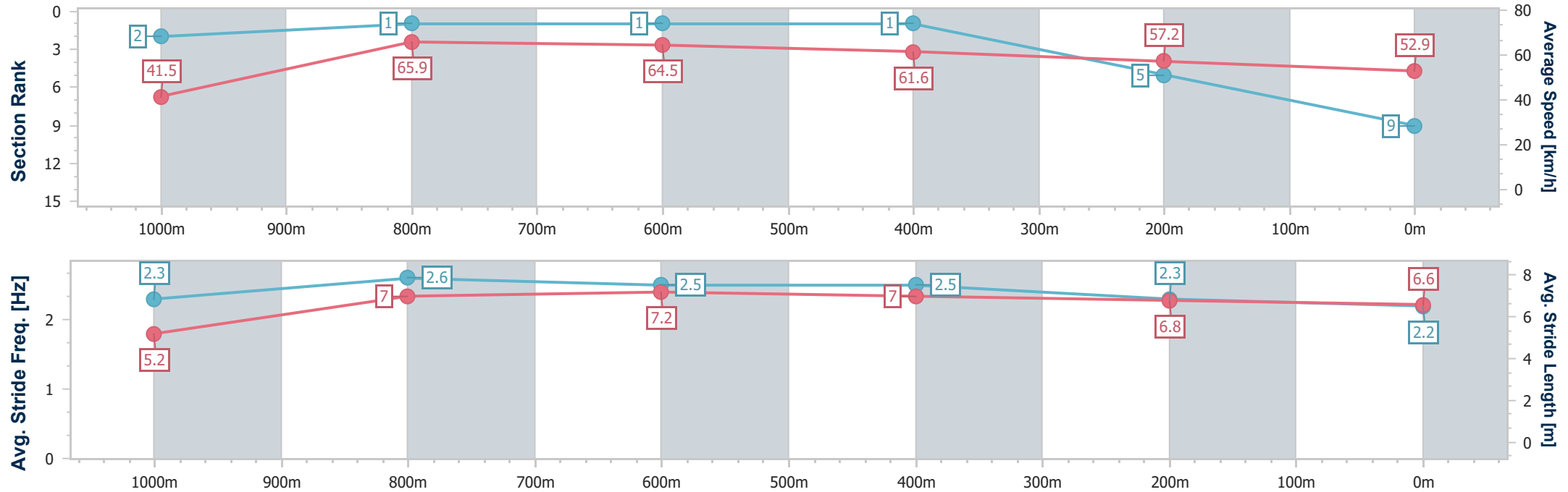
Horse/Jockey Name	Southampton Nicco
Final Rank	9
Fastest Section Time (Section)	0:08.69 (Overall)
Top Speed [km/h] (Section)	66.8 (1000m)
Race State	Finished



ToowoombaProfessional
Race 6: BROWN FAMILY WINE GROUP Maiden Handicap - 1100m
15 November 2025 - 20:44
Track Rating: Soft 5, Weather: Overcast, Rail Position: +1 metre Entire



Section	Overall	1000m	800m	600m	400m	200m							
Section Times	1:08.75 [9] (0:08.69)	1:00.06 [2] (0:10.96)	0:49.10 [1] (0:11.21)	0:37.89 [1] (0:11.73)	0:26.16 [1] (0:12.55)	0:13.61 [5] (0:13.61)							
Average Speed [km/h]	41.5	65.9	64.5	61.6	57.2	52.9							
Top Speed [km/h]	63.2	66.8	66.1	63.6	59.0	55.2							
Avg. Dist. to Rail [m]	3.5	1.6	1.1	0.5	1.0	1.0							
Avg. Stride Freq. [Hz]	2.3	2.6	2.5	2.5	2.3	2.2							
Avg. Stride Length [m]	5.2	7.0	7.2	7.0	6.8	6.6							





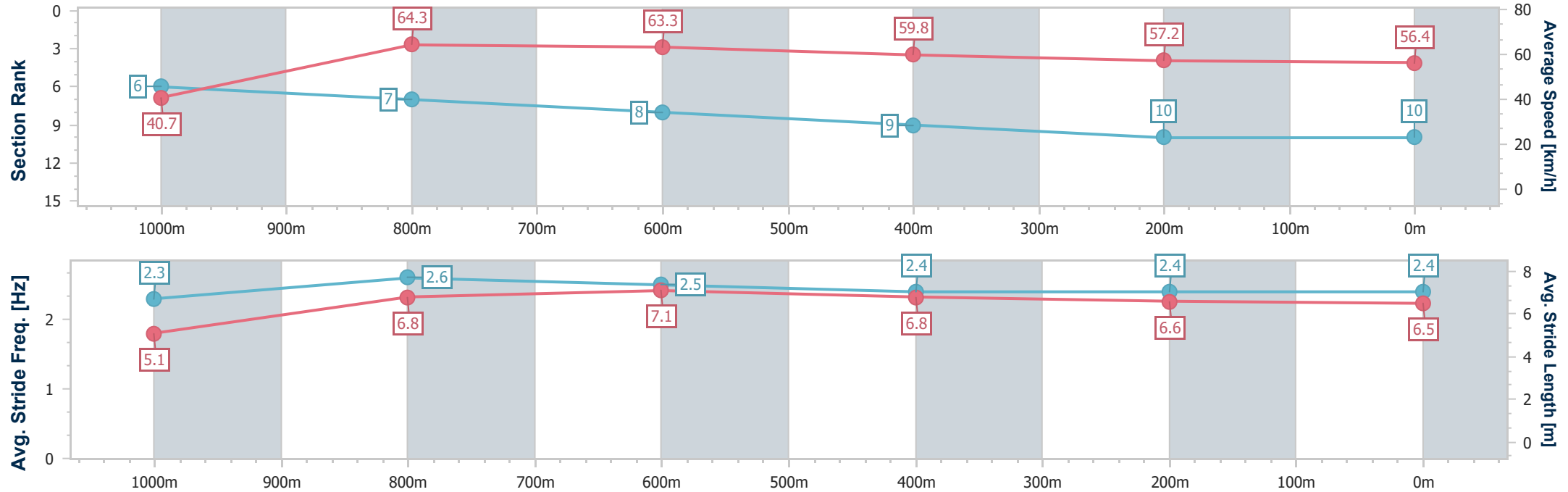
Horse/Jockey Name	Damn She's Fine
Final Rank	10
Fastest Section Time (Section)	0:08.87 (Overall)
Top Speed [km/h] (Section)	66.6 (1000m)
Race State	Finished



ToowoombaProfessional
Race 6: BROWN FAMILY WINE GROUP Maiden Handicap - 1100m
15 November 2025 - 20:44
Track Rating: Soft 5, Weather: Overcast, Rail Position: +1 metre Entire



Section	Overall	1000m	800m	600m	400m	200m							
Section Times	1:08.93 [10] (0:08.87)	1:00.06 [6] (0:11.26)	0:48.80 [7] (0:11.44)	0:37.36 [8] (0:12.03)	0:25.33 [9] (0:12.59)	0:12.74 [10] (0:12.74)							
Average Speed [km/h]	40.7	64.3	63.3	59.8	57.2	56.4							
Top Speed [km/h]	61.0	66.6	64.2	62.5	58.9	57.9							
Avg. Dist. to Rail [m]	6.0	1.8	1.2	0.6	1.1	3.9							
Avg. Stride Freq. [Hz]	2.3	2.6	2.5	2.4	2.4	2.4							
Avg. Stride Length [m]	5.1	6.8	7.1	6.8	6.6	6.5							





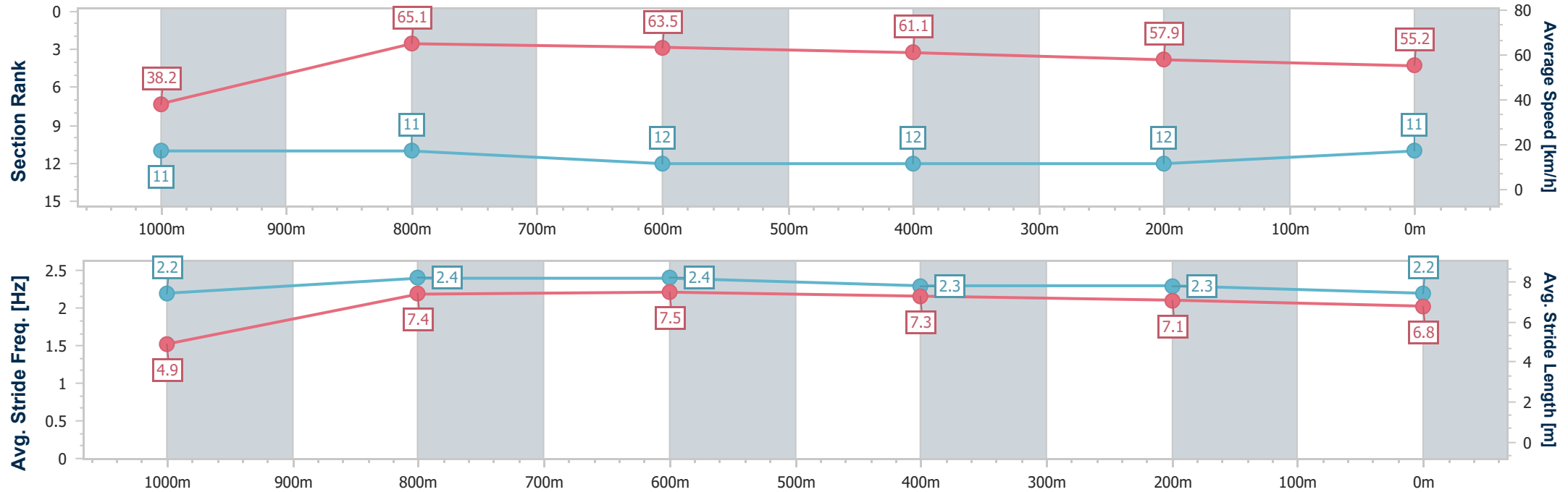
Horse/Jockey Name	Belle Francais
Final Rank	11
Fastest Section Time (Section)	0:09.44 (Overall)
Top Speed [km/h] (Section)	66.7 (1000m)
Race State	Finished



ToowoombaProfessional
Race 6: BROWN FAMILY WINE GROUP Maiden Handicap - 1100m
15 November 2025 - 20:44
Track Rating: Soft 5, Weather: Overcast, Rail Position: +1 metre Entire



Section	Overall	1000m	800m	600m	400m	200m							
Section Times	1:09.62 [11] (0:09.44)	1:00.18 [11] (0:11.14)	0:49.04 [11] (0:11.47)	0:37.57 [12] (0:11.91)	0:25.66 [12] (0:12.60)	0:13.06 [12] (0:13.06)							
Average Speed [km/h]	38.2	65.1	63.5	61.1	57.9	55.2							
Top Speed [km/h]	61.3	66.7	66.6	62.8	58.9	57.5							
Avg. Dist. to Rail [m]	7.5	2.3	2.7	2.6	3.9	3.2							
Avg. Stride Freq. [Hz]	2.2	2.4	2.4	2.3	2.3	2.2							
Avg. Stride Length [m]	4.9	7.4	7.5	7.3	7.1	6.8							





Horse/Jockey Name	Duck Out
Final Rank	12
Fastest Section Time (Section)	0:09.49 (Overall)
Top Speed [km/h] (Section)	67.5 (1000m)
Race State	Finished



ToowoombaProfessional
Race 6: BROWN FAMILY WINE GROUP Maiden Handicap - 1100m
15 November 2025 - 20:44
Track Rating: Soft 5, Weather: Overcast, Rail Position: +1 metre Entire



Section	Overall	1000m	800m	600m	400m	200m							
Section Times	1:10.75 [12] (0:09.49)	1:01.26 [12] (0:10.59)	0:50.67 [5] (0:11.08)	0:39.59 [3] (0:12.22)	0:27.37 [7] (0:13.12)	0:14.25 [11] (0:14.25)							
Average Speed [km/h]	37.9	67.0	63.9	58.6	54.3	50.5							
Top Speed [km/h]	66.4	67.5	66.4	62.3	56.3	52.1							
Avg. Dist. to Rail [m]	3.1	3.5	4.1	1.3	2.6	0.9							
Avg. Stride Freq. [Hz]	2.4	2.7	2.6	2.4	2.4	2.2							
Avg. Stride Length [m]	4.6	6.8	6.9	6.6	6.3	6.2							

