



Toowoomba Professional

Race 1: MADDY NO SHOW Class 2 Handicap - 1300m

22 November 2025 - 17:22



Track Rating: Good 4, Weather: Fine, Rail Position: +3m Entire Course

Section		Overall				1200m	1000m	800m	600m	400m	Last 600m	
Field Times		1:18.41				1:09.95	0:59.19	0:47.73	0:35.74	0:23.70	0:35.74	
		(0:08.46)				(0:10.76)	(0:11.46)	(0:11.99)	(0:12.04)	(0:11.77)		
Rank	TAB	Horse/Jockey	Barrier	Top Speed [km/h]	Fastest Section							Distance Travelled [m]
1	4	NORTH COURT	2	68.2	0:08.48	1:18.41 [1]	1:09.93 [3]	0:59.06 [3]	0:47.45 [3]	0:35.37 [4]	0:23.53 [3]	0:35.37
		Chloe Lowe		1200m	Overall	(0:08.48)	(0:10.87)	(0:11.61)	(0:12.08)	(0:11.84)	(0:11.60)	
2	7	ALL BLACK	3	68.4	0:08.85	1:18.41 [2]	1:09.56 [6]	0:58.79 [4]	0:47.24 [4]	0:35.41 [3]	0:23.42 [4]	0:35.41 -3
		Kenji Yoshida		1200m	Overall	(0:08.85)	(0:10.77)	(0:11.55)	(0:11.83)	(0:11.99)	(0:11.74)	
3	5	TOO MANY THOUGHTS	1	67.7	0:08.46	1:18.55 [3]	1:10.09 [1]	0:59.31 [2]	0:47.85 [2]	0:35.88 [1]	0:23.84 [1]	0:35.88 -3
		Nathan Fazackerley		1200m	Overall	(0:08.46)	(0:10.78)	(0:11.46)	(0:11.97)	(0:12.04)	(0:11.78)	
4	1	JEMOMA ALPILAGE	6	68.5	0:08.89	1:18.72 [4]	1:09.83 [8]	0:58.97 [5]	0:47.44 [5]	0:35.51 [5]	0:23.64 [5]	0:35.51 +3
		Stacey Callow		1200m	Overall	(0:08.89)	(0:10.86)	(0:11.53)	(0:11.93)	(0:11.87)	(0:11.62)	
5	10	LADY ZAYDI	4	69.0	0:08.48	1:18.75 [5]	1:10.27 [2]	0:59.53 [1]	0:48.07 [1]	0:35.99 [2]	0:24.03 [2]	0:35.99 +2
		Brooke Stower		1200m	Overall	(0:08.48)	(0:10.74)	(0:11.46)	(0:12.08)	(0:11.96)	(0:11.83)	
6	2	PAN A MILLION	7	66.3	0:08.76	1:18.98 [6]	1:10.22 [5]	0:59.01 [7]	0:47.35 [8]	0:35.49 [8]	0:23.81 [6]	0:35.49 -5
		Les Tilley		1200m	Overall	(0:08.76)	(0:11.21)	(0:11.66)	(0:11.86)	(0:11.68)	(0:11.65)	
7	6	VON BEE	8	66.3	0:09.16	1:19.13 [7]	1:09.97 [9]	0:58.81 [9]	0:47.27 [9]	0:35.38 [9]	0:23.80 [9]	0:35.38 -4
		Jake Molloy		1200m	Overall	(0:09.16)	(0:11.16)	(0:11.54)	(0:11.89)	(0:11.58)	(0:11.71)	
8	14	AUTOFICTION	5	66.8	0:08.87	1:19.32 [8]	1:10.45 [7]	0:59.35 [6]	0:47.89 [6]	0:35.98 [6]	0:24.09 [8]	0:35.98 +1
		Hannah Richardson		1200m	Overall	(0:08.87)	(0:11.10)	(0:11.46)	(0:11.91)	(0:11.89)	(0:11.86)	
9	11	RARE MOON	9	66.3	0:08.74	1:19.55 [9]	1:10.81 [4]	0:59.50 [8]	0:48.05 [7]	0:36.17 [7]	0:24.38 [6]	0:36.17 +6
		Kelsey Lenton		1000m	Overall	(0:08.74)	(0:11.31)	(0:11.45)	(0:11.88)	(0:11.79)	(0:11.87)	

Scratched: Peach Galantes (#17), Porrista (#8), Toroness (#9), Ellitude (#12), Keepmeinthelope (#3), The Boss Man (#13), Sweetpea Moochi (#15), Knowitall Frank (#16)



Toowoomba Professional
Race 1: MADDY NO SHOW Class 2 Handicap - 1300m
22 November 2025 - 17:22



Track Rating: Good 4, Weather: Fine, Rail Position: +3m Entire Course

Section Field Times				200m 0:11.93 (0:11.93)				Last 600m 0:35.74	
Rank	TAB	Horse/Jockey	Barrier	Top Speed [km/h]	Fastest Section	Margin		Distance Travelled [m]	
1	4	NORTH COURT	2	68.2	0:08.48	0:11.93 [1]	1:18.41	0:35.37	
		Chloe Lowe		1200m	Overall	(0:11.93)			
2	7	ALL BLACK	3	68.4	0:08.85	0:11.68 [5]	0.05L	0:35.41	-3
		Kenji Yoshida		1200m	Overall	(0:11.68)			
3	5	TOO MANY THOUGHTS	1	67.7	0:08.46	0:12.06 [2]	0.83L	0:35.88	-3
		Nathan Fazackerley		1200m	Overall	(0:12.06)			
4	1	JEMOMA ALPILAGE	6	68.5	0:08.89	0:12.02 [4]	1.83L	0:35.51	+3
		Stacey Callow		1200m	Overall	(0:12.02)			
5	10	LADY ZAYDI	4	69.0	0:08.48	0:12.20 [3]	2L	0:35.99	+2
		Brooke Stower		1200m	Overall	(0:12.20)			
6	2	PAN A MILLION	7	66.3	0:08.76	0:12.16 [6]	3.37L	0:35.49	-5
		Les Tilley		1200m	Overall	(0:12.16)			
7	6	VON BEE	8	66.3	0:09.16	0:12.09 [8]	4.28L	0:35.38	-4
		Jake Molloy		1200m	Overall	(0:12.09)			
8	14	AUTOFICTION	5	66.8	0:08.87	0:12.23 [9]	5.39L	0:35.98	+1
		Hannah Richardson		1200m	Overall	(0:12.23)			
9	11	RARE MOON	9	66.3	0:08.74	0:12.51 [7]	6.72L	0:36.17	+6
		Kelsey Lenton		1000m	Overall	(0:12.51)			

Scratched: Peach Galantes (#17), Porrista (#8), Toroness (#9), Ellitude (#12), Keepmeinthelope (#3), The Boss Man (#13), Sweetpea Moochi (#15), Knowitall Frank (#16)



Horse/Jockey Name	North Court
Final Rank	1
Fastest Section Time (Section)	0:08.48 (Overall)
Top Speed [km/h] (Section)	68.2 (1200m)
Race State	Finished

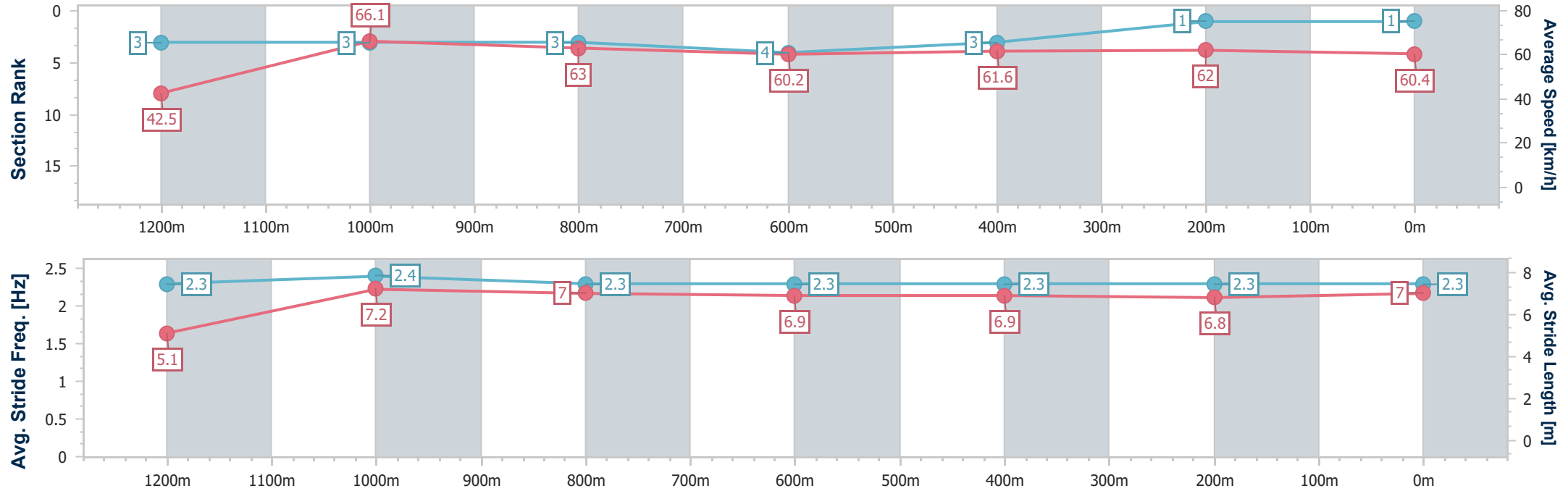


ToowoombaProfessional
Race 1: MADDY NO SHOW Class 2 Handicap - 1300m



22 November 2025 - 17:22
Track Rating: Good 4, Weather: Fine, Rail Position: +3m Entire Course

Section	Overall	1200m	1000m	800m	600m	400m	200m						
Section Times	1:18.41 [1] (0:08.48)	1:09.93 [3] (0:10.87)	0:59.06 [3] (0:11.61)	0:47.45 [3] (0:12.08)	0:35.37 [4] (0:11.84)	0:23.53 [3] (0:11.60)	0:11.93 [1] (0:11.93)						
Average Speed [km/h]	42.5	66.1	63.0	60.2	61.6	62.0	60.4						
Top Speed [km/h]	63.4	68.2	67.6	61.3	62.2	64.2	61.7						
Avg. Dist. to Rail [m]	6.2	4.7	3.3	3.8	2.4	0.7	2.0						
Avg. Stride Freq. [Hz]	2.3	2.4	2.3	2.3	2.3	2.3	2.3						
Avg. Stride Length [m]	5.1	7.2	7.0	6.9	6.9	6.8	7.0						



[] Ranking at each section and finish
-.-.- No data available at this section
NA No data available



Horse/Jockey Name	All Black
Final Rank	2
Fastest Section Time (Section)	0:08.85 (Overall)
Top Speed [km/h] (Section)	68.4 (1200m)
Race State	Finished

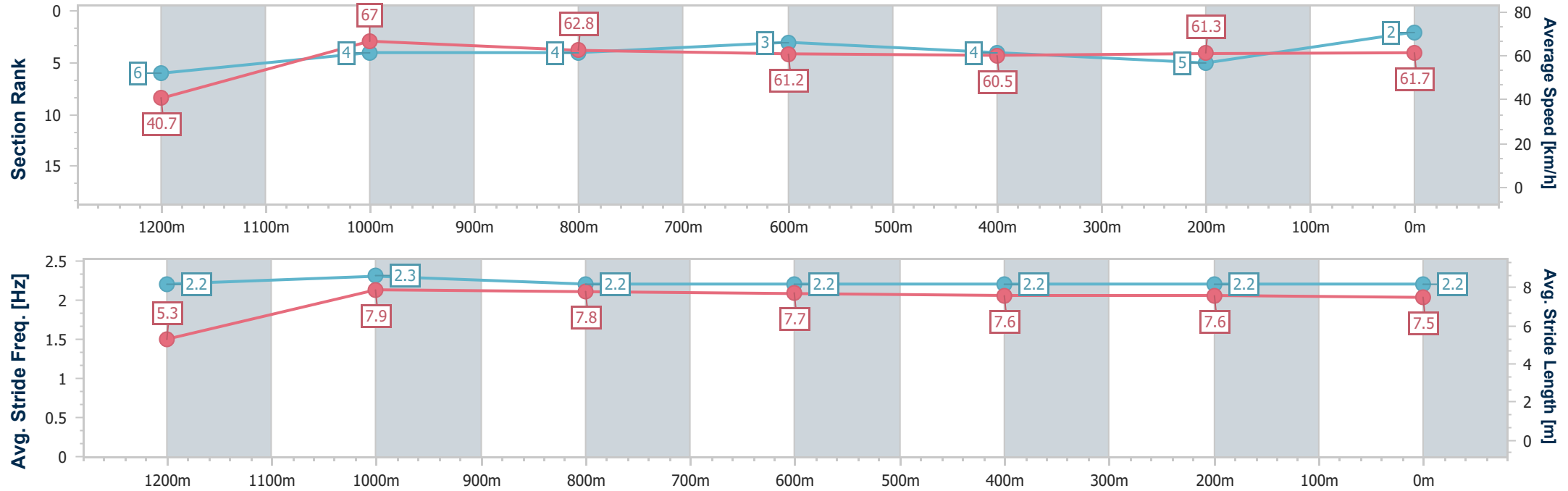


ToowoombaProfessional
Race 1: MADDY NO SHOW Class 2 Handicap - 1300m



22 November 2025 - 17:22
Track Rating: Good 4, Weather: Fine, Rail Position: +3m Entire Course

Section	Overall	1200m	1000m	800m	600m	400m	200m						
Section Times	1:18.41 [2] (0:08.85)	1:09.56 [6] (0:10.77)	0:58.79 [4] (0:11.55)	0:47.24 [4] (0:11.83)	0:35.41 [3] (0:11.99)	0:23.42 [4] (0:11.74)	0:11.68 [5] (0:11.68)						
Average Speed [km/h]	40.7	67.0	62.8	61.2	60.5	61.3	61.7						
Top Speed [km/h]	64.2	68.4	65.9	62.3	61.7	62.5	62.8						
Avg. Dist. to Rail [m]	7.0	2.5	1.5	1.7	1.4	1.2	2.2						
Avg. Stride Freq. [Hz]	2.2	2.3	2.2	2.2	2.2	2.2	2.2						
Avg. Stride Length [m]	5.3	7.9	7.8	7.7	7.6	7.6	7.5						



[] Ranking at each section and finish
-.-.- No data available at this section
NA No data available



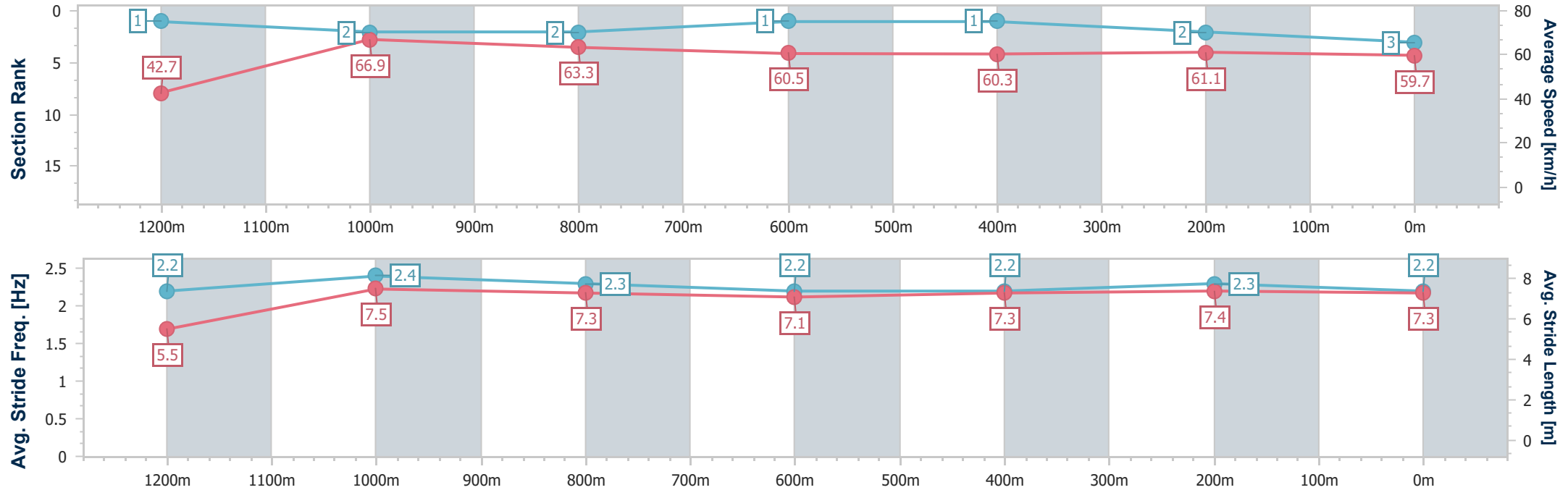
Horse/Jockey Name	Too Many Thoughts
Final Rank	3
Fastest Section Time (Section)	0:08.46 (Overall)
Top Speed [km/h] (Section)	67.7 (1200m)
Race State	Finished



ToowoombaProfessional
Race 1: MADDY NO SHOW Class 2 Handicap - 1300m
22 November 2025 - 17:22
Track Rating: Good 4, Weather: Fine, Rail Position: +3m Entire Course



Section	Overall	1200m	1000m	800m	600m	400m	200m						
Section Times	1:18.55 [3] (0:08.46)	1:10.09 [1] (0:10.78)	0:59.31 [2] (0:11.46)	0:47.85 [2] (0:11.97)	0:35.88 [1] (0:12.04)	0:23.84 [1] (0:11.78)	0:12.06 [2] (0:12.06)						
Average Speed [km/h]	42.7	66.9	63.3	60.5	60.3	61.1	59.7						
Top Speed [km/h]	62.6	67.7	67.0	61.3	61.7	62.1	60.6						
Avg. Dist. to Rail [m]	3.2	1.9	1.8	2.3	1.4	0.3	0.2						
Avg. Stride Freq. [Hz]	2.2	2.4	2.3	2.2	2.2	2.3	2.2						
Avg. Stride Length [m]	5.5	7.5	7.3	7.1	7.3	7.4	7.3						



- [] Ranking at each section and finish
- .-.- No data available at this section
- NA No data available



Horse/Jockey Name	Jemoma Alpilage
Final Rank	4
Fastest Section Time (Section)	0:08.89 (Overall)
Top Speed [km/h] (Section)	68.5 (1200m)
Race State	Finished



ToowoombaProfessional

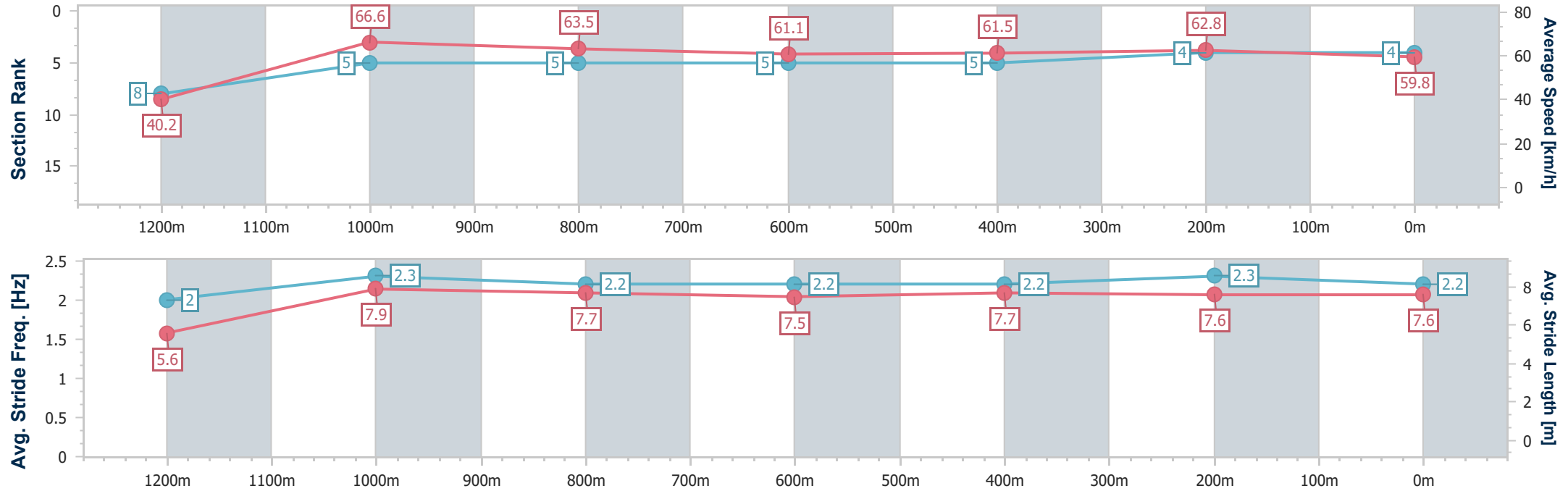
Race 1: MADDY NO SHOW Class 2 Handicap - 1300m

22 November 2025 - 17:22

Track Rating: Good 4, Weather: Fine, Rail Position: +3m Entire Course



Section	Overall	1200m	1000m	800m	600m	400m	200m						
Section Times	1:18.72 [4] (0:08.89)	1:09.83 [8] (0:10.86)	0:58.97 [5] (0:11.53)	0:47.44 [5] (0:11.93)	0:35.51 [5] (0:11.87)	0:23.64 [5] (0:11.62)	0:12.02 [4] (0:12.02)						
Average Speed [km/h]	40.2	66.6	63.5	61.1	61.5	62.8	59.8						
Top Speed [km/h]	63.2	68.5	66.6	62.2	62.8	63.3	62.3						
Avg. Dist. to Rail [m]	10.1	5.2	4.5	2.9	2.3	4.4	7.0						
Avg. Stride Freq. [Hz]	2.0	2.3	2.2	2.2	2.2	2.3	2.2						
Avg. Stride Length [m]	5.6	7.9	7.7	7.5	7.7	7.6	7.6						





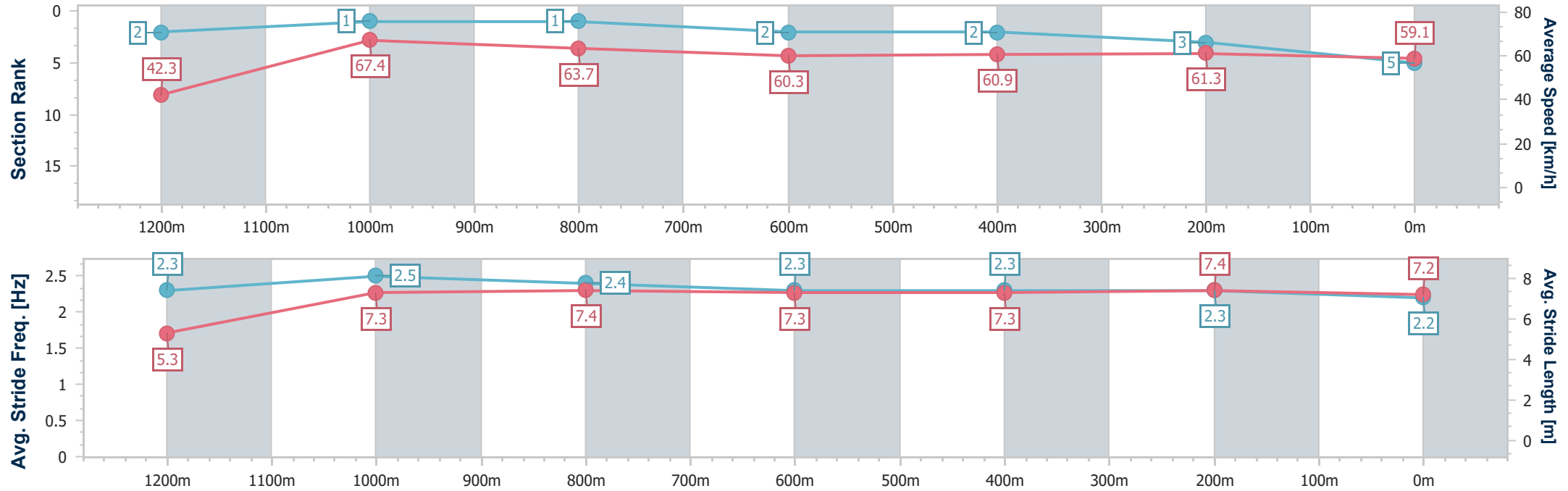
Horse/Jockey Name	Lady Zaydi
Final Rank	5
Fastest Section Time (Section)	0:08.48 (Overall)
Top Speed [km/h] (Section)	69.0 (1200m)
Race State	Finished



ToowoombaProfessional
Race 1: MADDY NO SHOW Class 2 Handicap - 1300m
22 November 2025 - 17:22
Track Rating: Good 4, Weather: Fine, Rail Position: +3m Entire Course



Section	Overall	1200m	1000m	800m	600m	400m	200m						
Section Times	1:18.75 [5] (0:08.48)	1:10.27 [2] (0:10.74)	0:59.53 [1] (0:11.46)	0:48.07 [1] (0:12.08)	0:35.99 [2] (0:11.96)	0:24.03 [2] (0:11.83)	0:12.20 [3] (0:12.20)						
Average Speed [km/h]	42.3	67.4	63.7	60.3	60.9	61.3	59.1						
Top Speed [km/h]	64.4	69.0	67.0	62.0	61.5	62.7	60.6						
Avg. Dist. to Rail [m]	7.2	5.7	4.3	4.1	2.0	1.5	1.7						
Avg. Stride Freq. [Hz]	2.3	2.5	2.4	2.3	2.3	2.3	2.2						
Avg. Stride Length [m]	5.3	7.3	7.4	7.3	7.3	7.4	7.2						





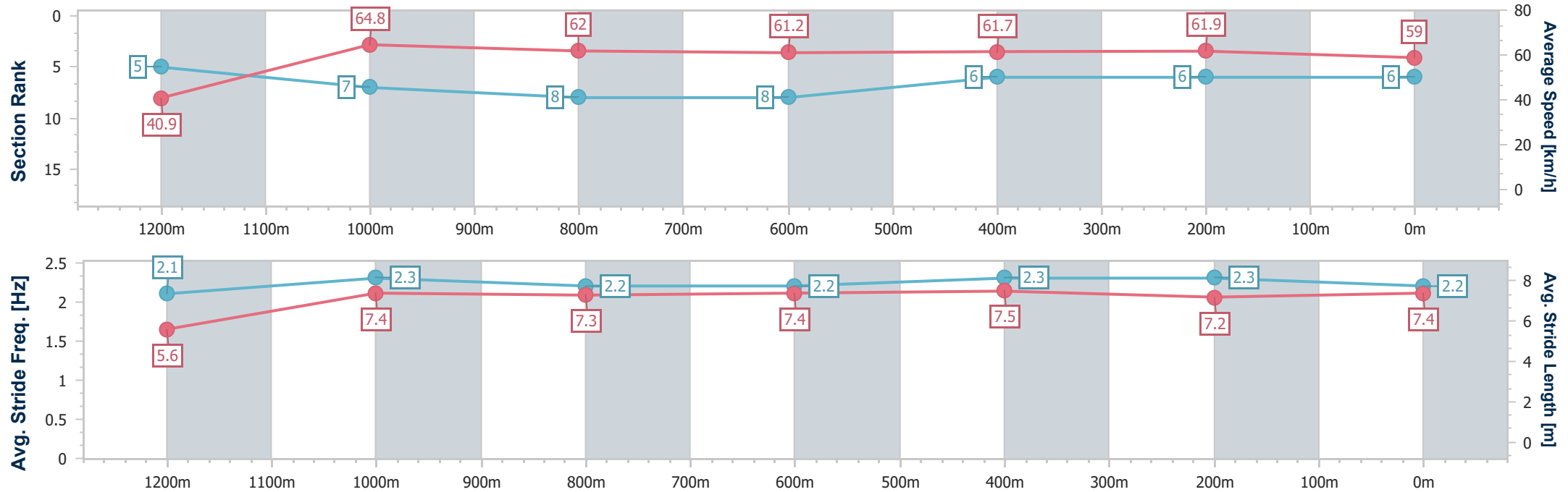
Horse/Jockey Name	Pan A Million
Final Rank	6
Fastest Section Time (Section)	0:08.76 (Overall)
Top Speed [km/h] (Section)	66.3 (1200m)
Race State	Finished



ToowoombaProfessional
Race 1: MADDY NO SHOW Class 2 Handicap - 1300m
22 November 2025 - 17:22
Track Rating: Good 4, Weather: Fine, Rail Position: +3m Entire Course



Section	Overall	1200m	1000m	800m	600m	400m	200m						
Section Times	1:18.98 [6] (0:08.76)	1:10.22 [5] (0:11.21)	0:59.01 [7] (0:11.66)	0:47.35 [8] (0:11.86)	0:35.49 [8] (0:11.68)	0:23.81 [6] (0:11.65)	0:12.16 [6] (0:12.16)						
Average Speed [km/h]	40.9	64.8	62.0	61.2	61.7	61.9	59.0						
Top Speed [km/h]	63.0	66.3	64.1	63.1	63.5	63.1	61.5						
Avg. Dist. to Rail [m]	9.3	5.0	2.9	1.2	0.5	1.2	3.7						
Avg. Stride Freq. [Hz]	2.1	2.3	2.2	2.2	2.3	2.3	2.2						
Avg. Stride Length [m]	5.6	7.4	7.3	7.4	7.5	7.2	7.4						



[] Ranking at each section and finish
-.-.- No data available at this section
NA No data available



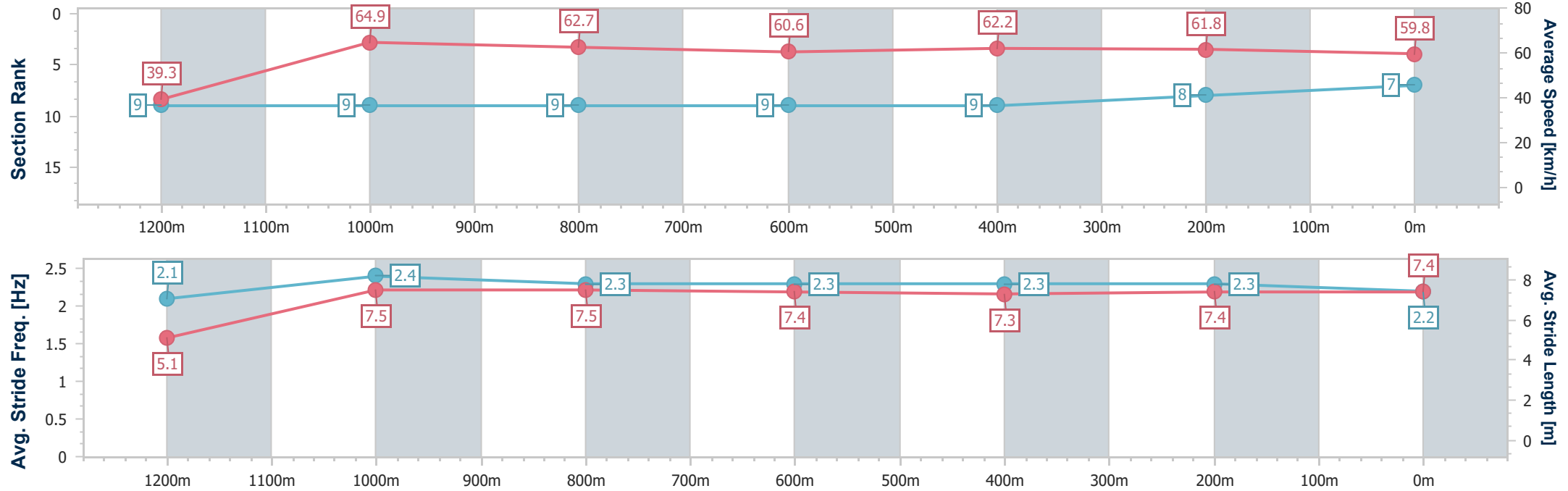
Horse/Jockey Name	Von Bee
Final Rank	7
Fastest Section Time (Section)	0:09.16 (Overall)
Top Speed [km/h] (Section)	66.3 (1200m)
Race State	Finished



ToowoombaProfessional
Race 1: MADDY NO SHOW Class 2 Handicap - 1300m
22 November 2025 - 17:22
Track Rating: Good 4, Weather: Fine, Rail Position: +3m Entire Course



Section	Overall	1200m	1000m	800m	600m	400m	200m						
Section Times	1:19.13 [7] (0:09.16)	1:09.97 [9] (0:11.16)	0:58.81 [9] (0:11.54)	0:47.27 [9] (0:11.89)	0:35.38 [9] (0:11.58)	0:23.80 [9] (0:11.71)	0:12.09 [8] (0:12.09)						
Average Speed [km/h]	39.3	64.9	62.7	60.6	62.2	61.8	59.8						
Top Speed [km/h]	60.1	66.3	64.7	61.7	63.5	62.8	61.3						
Avg. Dist. to Rail [m]	8.3	2.4	2.5	0.3	0.4	1.8	5.1						
Avg. Stride Freq. [Hz]	2.1	2.4	2.3	2.3	2.3	2.3	2.2						
Avg. Stride Length [m]	5.1	7.5	7.5	7.4	7.3	7.4	7.4						



- [] Ranking at each section and finish
- .-.- No data available at this section
- NA No data available



Horse/Jockey Name	Autofiction
Final Rank	8
Fastest Section Time (Section)	0:08.87 (Overall)
Top Speed [km/h] (Section)	66.8 (1200m)
Race State	Finished

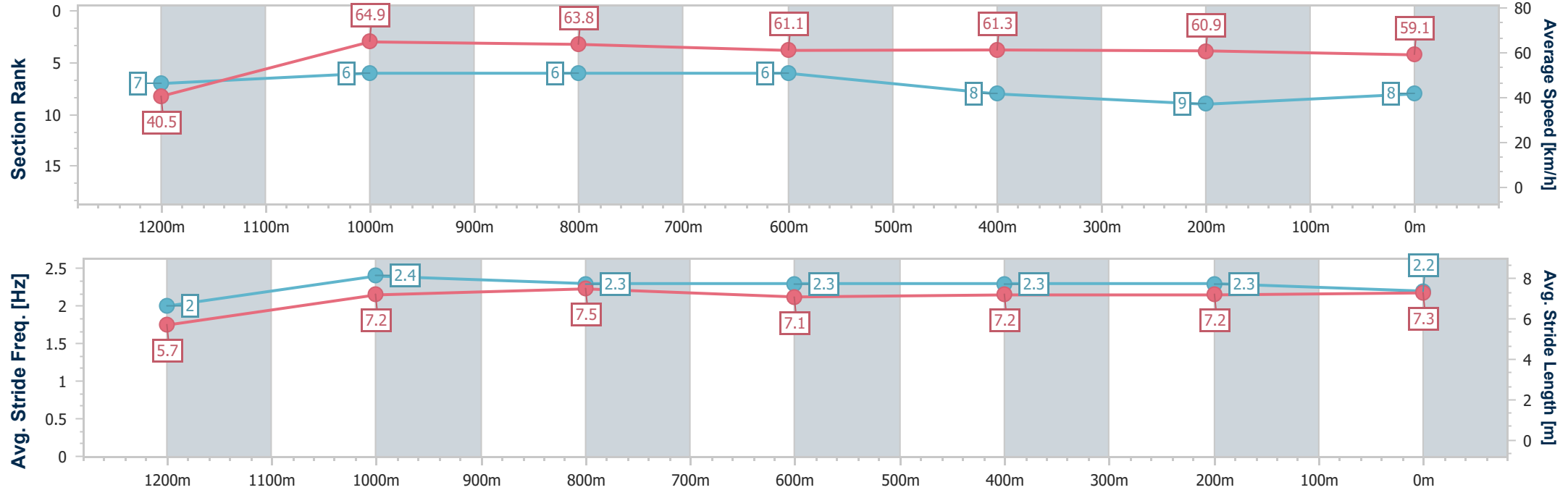


ToowoombaProfessional
Race 1: MADDY NO SHOW Class 2 Handicap - 1300m



22 November 2025 - 17:22
Track Rating: Good 4, Weather: Fine, Rail Position: +3m Entire Course

Section	Overall	1200m	1000m	800m	600m	400m	200m						
Section Times	1:19.32 [8] (0:08.87)	1:10.45 [7] (0:11.10)	0:59.35 [6] (0:11.46)	0:47.89 [6] (0:11.91)	0:35.98 [6] (0:11.89)	0:24.09 [8] (0:11.86)	0:12.23 [9] (0:12.23)						
Average Speed [km/h]	40.5	64.9	63.8	61.1	61.3	60.9	59.1						
Top Speed [km/h]	62.4	66.8	65.1	62.4	63.3	62.1	60.2						
Avg. Dist. to Rail [m]	7.8	3.9	3.6	3.6	2.5	1.4	0.8						
Avg. Stride Freq. [Hz]	2.0	2.4	2.3	2.3	2.3	2.3	2.2						
Avg. Stride Length [m]	5.7	7.2	7.5	7.1	7.2	7.2	7.3						



- [] Ranking at each section and finish
- .-.- No data available at this section
- NA No data available



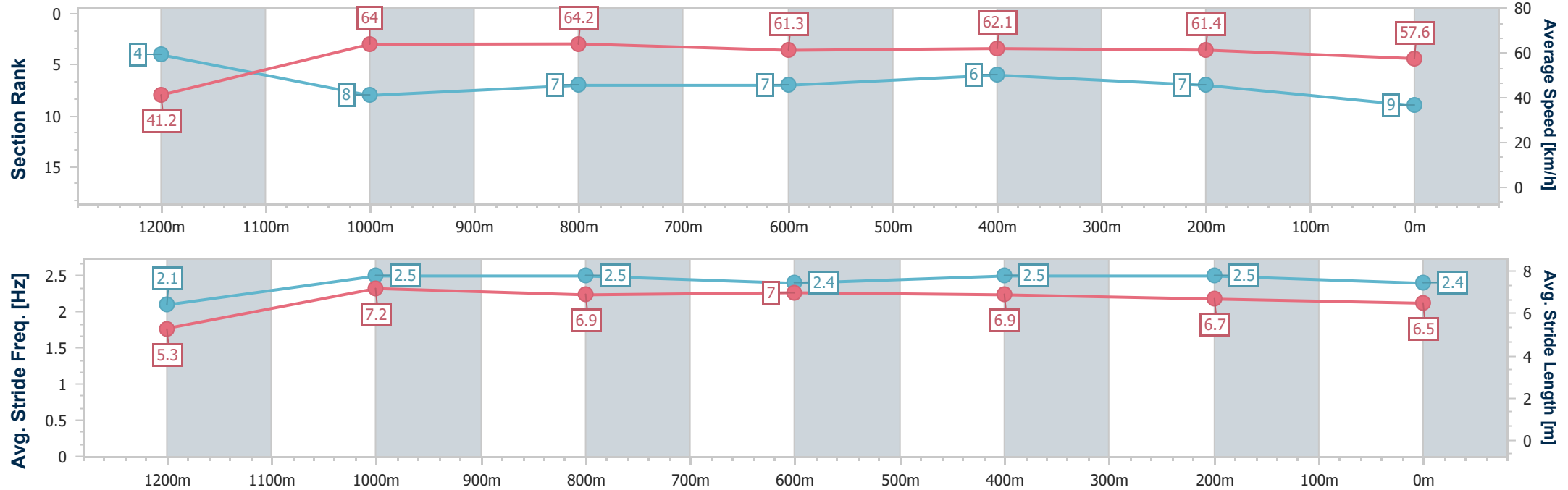
Horse/Jockey Name	Rare Moon
Final Rank	9
Fastest Section Time (Section)	0:08.74 (Overall)
Top Speed [km/h] (Section)	66.3 (1000m)
Race State	Finished



ToowoombaProfessional
Race 1: MADDY NO SHOW Class 2 Handicap - 1300m
22 November 2025 - 17:22
Track Rating: Good 4, Weather: Fine, Rail Position: +3m Entire Course



Section	Overall	1200m	1000m	800m	600m	400m	200m						
Section Times	1:19.55 [9] (0:08.74)	1:10.81 [4] (0:11.31)	0:59.50 [8] (0:11.45)	0:48.05 [7] (0:11.88)	0:36.17 [7] (0:11.79)	0:24.38 [6] (0:11.87)	0:12.51 [7] (0:12.51)						
Average Speed [km/h]	41.2	64.0	64.2	61.3	62.1	61.4	57.6						
Top Speed [km/h]	60.0	65.6	66.3	62.8	63.0	62.5	60.8						
Avg. Dist. to Rail [m]	10.7	5.9	5.6	3.7	3.2	3.7	6.5						
Avg. Stride Freq. [Hz]	2.1	2.5	2.5	2.4	2.5	2.5	2.4						
Avg. Stride Length [m]	5.3	7.2	6.9	7.0	6.9	6.7	6.5						





Toowoomba Professional
Race 2: BUTLERS CONCRETE CONTRACTORS BENCHMARK 70
Handicap - 1000m
22 November 2025 - 17:58



Track Rating: Good 4, Weather: Fine, Rail Position: +3m Entire Course

Section		Overall					800m	600m	400m	200m	Last 600m		
Field Times		0:58.84 (0:14.09)					0:44.75 (0:10.53)	0:34.22 (0:11.29)	0:22.93 (0:11.27)	0:11.66 (0:11.66)	0:34.22		
Rank	TAB	Horse/Jockey	Barrier	Top Speed [km/h]	Fastest Section	Margin						Distance Travelled [m]	
1	6	MISHANI EGO	2	69.0	0:10.60	0:58.84 [1]	0:44.72 [2]	0:34.12 [2]	0:22.93 [1]	0:11.66 [1]	0:58.84	0:34.12	
		Olivia Kendal		800m	800m	(0:14.12)	(0:10.60)	(0:11.19)	(0:11.27)	(0:11.66)			
2	4	SHOWS A SIGN	3	69.7	0:10.58	0:59.25 [2]	0:45.11 [3]	0:34.53 [3]	0:23.23 [2]	0:11.80 [2]	2.43L	0:34.53	+8
		Chloe Lowe		800m	800m	(0:14.14)	(0:10.58)	(0:11.30)	(0:11.43)	(0:11.80)			
3	1	BEAU WITNESS	5	68.7	0:10.65	0:59.26 [3]	0:44.56 [7]	0:33.91 [7]	0:22.69 [6]	0:11.43 [4]	2.45L	0:33.91	+5
		Stacey Callow		800m	800m	(0:14.70)	(0:10.65)	(0:11.22)	(0:11.26)	(0:11.43)			
4	7	THAT'S AN EXTRA	6	69.5	0:10.48	0:59.90 [4]	0:45.40 [4]	0:34.92 [4]	0:23.70 [4]	0:12.08 [3]	6.26L	0:34.92	+0
		Les Tilley		800m	800m	(0:14.50)	(0:10.48)	(0:11.22)	(0:11.62)	(0:12.08)			
5	9	MISSY'S READY	1	69.9	0:10.80	0:59.99 [5]	0:45.46 [6]	0:34.66 [6]	0:23.13 [7]	0:11.55 [7]	6.78L	0:34.66	+6
		Fiona Sandkuhl		800m	800m	(0:14.53)	(0:10.80)	(0:11.53)	(0:11.58)	(0:11.55)			
6	2	THISLAND IS MYLAND	4	69.5	0:10.66	1:00.52 [6]	0:45.99 [5]	0:35.33 [5]	0:24.04 [5]	0:12.31 [6]	9.88L	0:35.33	+6
		Brooke Stower		800m	800m	(0:14.53)	(0:10.66)	(0:11.29)	(0:11.73)	(0:12.31)			
7	5	ON HOLD	7	70.2	0:10.53	1:00.76 [7]	0:46.67 [1]	0:36.14 [1]	0:24.71 [3]	0:12.74 [5]	11.31L	0:36.14	+2
		Kelsey Lenton		800m	800m	(0:14.09)	(0:10.53)	(0:11.43)	(0:11.97)	(0:12.74)			

Scratched: Fighting Idol (#3), Albion Square (#10), Coincide (#8)



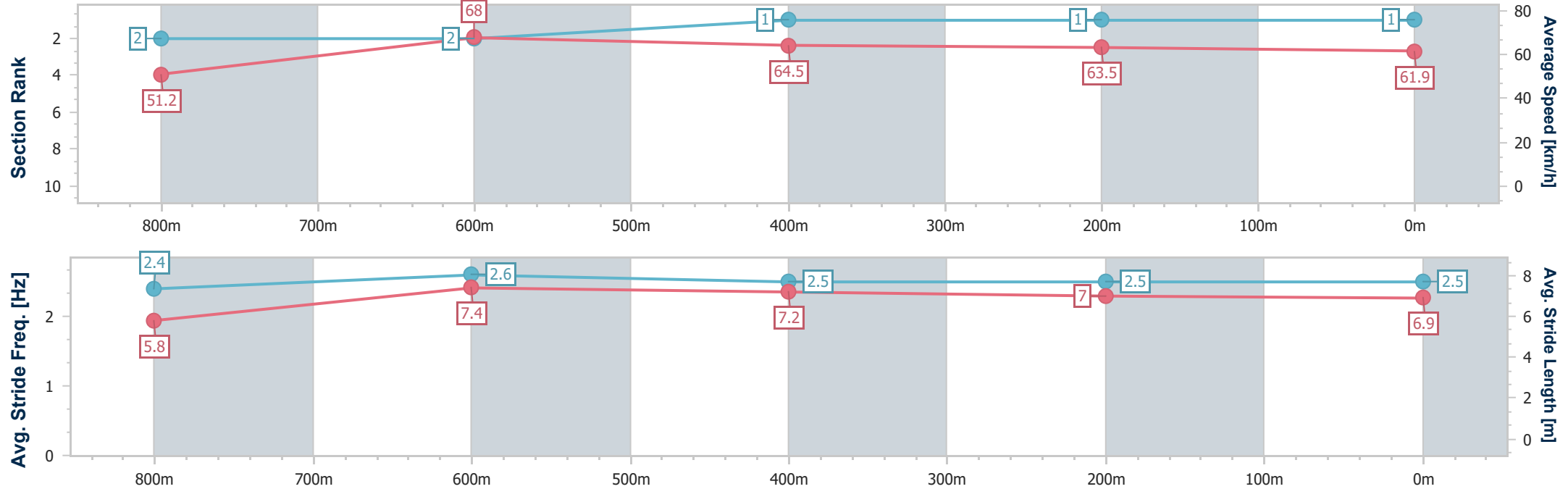
Horse/Jockey Name	Mishani Ego
Final Rank	1
Fastest Section Time (Section)	0:10.60 (800m)
Top Speed [km/h] (Section)	69.0 (800m)
Race State	Finished



ToowoombaProfessional
Race 2: BUTLERS CONCRETE CONTRACTORS BENCHMARK
70 Handicap - 1000m
22 November 2025 - 17:58
Track Rating: Good 4, Weather: Fine, Rail Position: +3m Entire Course



Section	Overall	800m	600m	400m	200m									
Section Times	0:58.84 [1] (0:14.12)	0:44.72 [2] (0:10.60)	0:34.12 [2] (0:11.19)	0:22.93 [1] (0:11.27)	0:11.66 [1] (0:11.66)									
Average Speed [km/h]	51.2	68.0	64.5	63.5	61.9									
Top Speed [km/h]	68.1	69.0	67.5	64.7	63.1									
Avg. Dist. to Rail [m]	3.9	0.7	0.3	0.7	0.4									
Avg. Stride Freq. [Hz]	2.4	2.6	2.5	2.5	2.5									
Avg. Stride Length [m]	5.8	7.4	7.2	7.0	6.9									





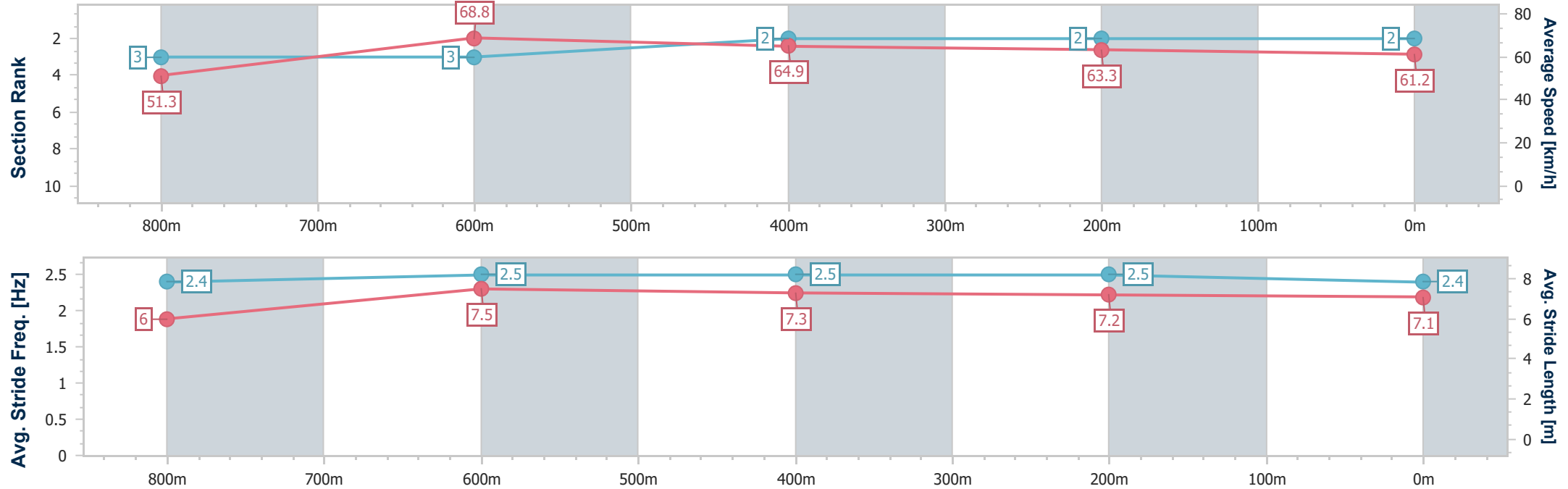
Horse/Jockey Name	Shows A Sign
Final Rank	2
Fastest Section Time (Section)	0:10.58 (800m)
Top Speed [km/h] (Section)	69.7 (800m)
Race State	Finished



ToowoombaProfessional
Race 2: BUTLERS CONCRETE CONTRACTORS BENCHMARK
70 Handicap - 1000m
22 November 2025 - 17:58
Track Rating: Good 4, Weather: Fine, Rail Position: +3m Entire Course



Section	Overall	800m	600m	400m	200m									
Section Times	0:59.25 [2] (0:14.14)	0:45.11 [3] (0:10.58)	0:34.53 [3] (0:11.30)	0:23.23 [2] (0:11.43)	0:11.80 [2] (0:11.80)									
Average Speed [km/h]	51.3	68.8	64.9	63.3	61.2									
Top Speed [km/h]	67.9	69.7	68.1	64.6	62.4									
Avg. Dist. to Rail [m]	5.4	2.4	3.4	2.5	1.3									
Avg. Stride Freq. [Hz]	2.4	2.5	2.5	2.5	2.4									
Avg. Stride Length [m]	6.0	7.5	7.3	7.2	7.1									



[] Ranking at each section and finish
-.-.- No data available at this section
NA No data available



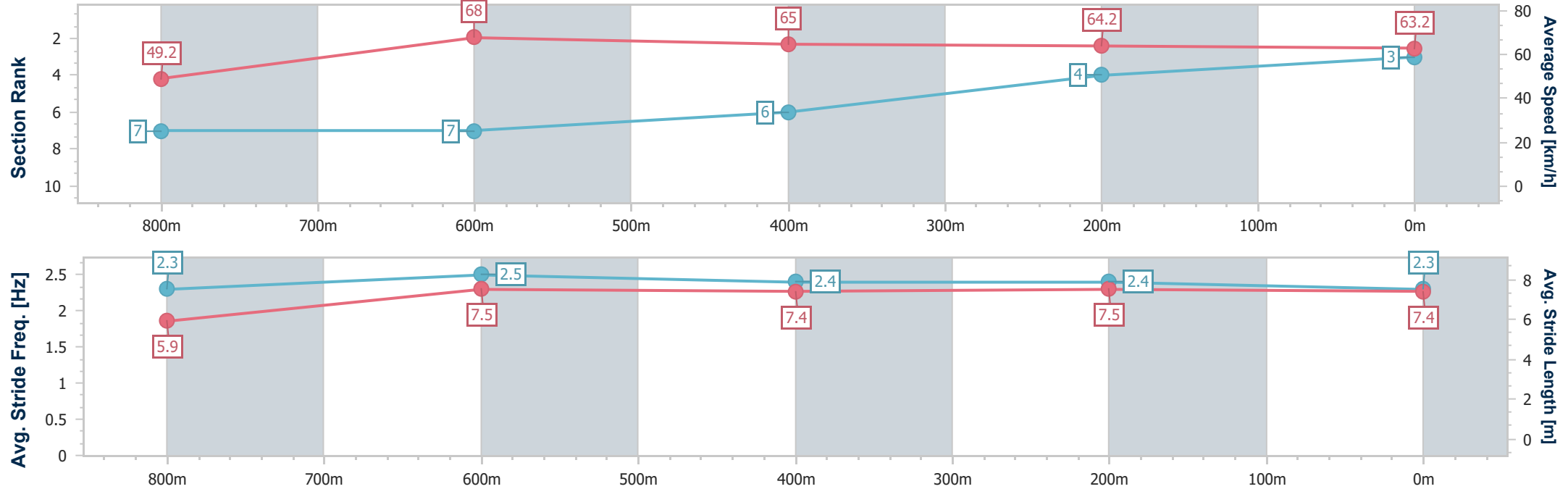
Horse/Jockey Name	Beau Witness
Final Rank	3
Fastest Section Time (Section)	0:10.65 (800m)
Top Speed [km/h] (Section)	68.7 (800m)
Race State	Finished



ToowoombaProfessional
Race 2: BUTLERS CONCRETE CONTRACTORS BENCHMARK
70 Handicap - 1000m
22 November 2025 - 17:58
Track Rating: Good 4, Weather: Fine, Rail Position: +3m Entire Course



Section	Overall	800m	600m	400m	200m									
Section Times	0:59.26 [3] (0:14.70)	0:44.56 [7] (0:10.65)	0:33.91 [7] (0:11.22)	0:22.69 [6] (0:11.26)	0:11.43 [4] (0:11.43)									
Average Speed [km/h]	49.2	68.0	65.0	64.2	63.2									
Top Speed [km/h]	67.3	68.7	67.6	65.1	64.4									
Avg. Dist. to Rail [m]	4.2	2.7	3.0	0.8	0.7									
Avg. Stride Freq. [Hz]	2.3	2.5	2.4	2.4	2.3									
Avg. Stride Length [m]	5.9	7.5	7.4	7.5	7.4									





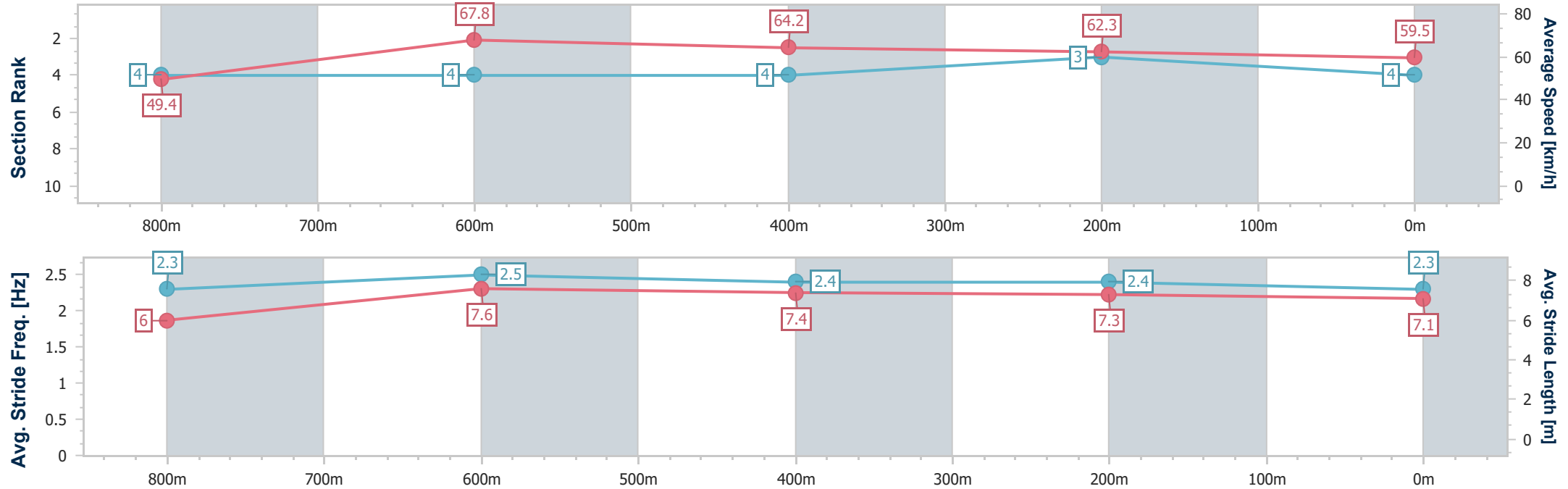
Horse/Jockey Name	That's An Extra
Final Rank	4
Fastest Section Time (Section)	0:10.48 (800m)
Top Speed [km/h] (Section)	69.5 (800m)
Race State	Finished



ToowoombaProfessional
Race 2: BUTLERS CONCRETE CONTRACTORS BENCHMARK
70 Handicap - 1000m
22 November 2025 - 17:58
Track Rating: Good 4, Weather: Fine, Rail Position: +3m Entire Course



Section	Overall	800m	600m	400m	200m								
Section Times	0:59.90 [4] (0:14.50)	0:45.40 [4] (0:10.48)	0:34.92 [4] (0:11.22)	0:23.70 [4] (0:11.62)	0:12.08 [3] (0:12.08)								
Average Speed [km/h]	49.4	67.8	64.2	62.3	59.5								
Top Speed [km/h]	64.1	69.5	69.2	65.4	63.3								
Avg. Dist. to Rail [m]	6.7	2.3	3.0	2.7	1.7								
Avg. Stride Freq. [Hz]	2.3	2.5	2.4	2.4	2.3								
Avg. Stride Length [m]	6.0	7.6	7.4	7.3	7.1								





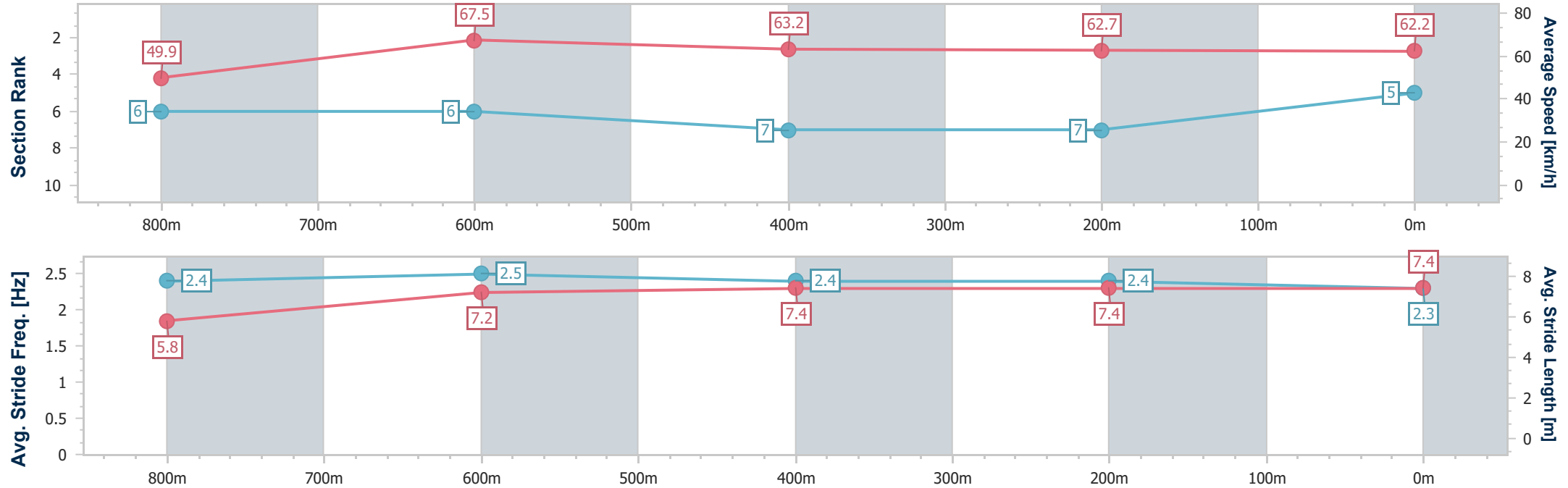
Horse/Jockey Name	Missy's Ready
Final Rank	5
Fastest Section Time (Section)	0:10.80 (800m)
Top Speed [km/h] (Section)	69.9 (800m)
Race State	Finished



ToowoombaProfessional
Race 2: BUTLERS CONCRETE CONTRACTORS BENCHMARK
70 Handicap - 1000m
22 November 2025 - 17:58
Track Rating: Good 4, Weather: Fine, Rail Position: +3m Entire Course



Section	Overall	800m	600m	400m	200m								
Section Times	0:59.99 [5] (0:14.53)	0:45.46 [6] (0:10.80)	0:34.66 [6] (0:11.53)	0:23.13 [7] (0:11.58)	0:11.55 [7] (0:11.55)								
Average Speed [km/h]	49.9	67.5	63.2	62.7	62.2								
Top Speed [km/h]	69.2	69.9	65.8	63.7	63.5								
Avg. Dist. to Rail [m]	3.4	3.5	2.7	2.1	4.6								
Avg. Stride Freq. [Hz]	2.4	2.5	2.4	2.4	2.3								
Avg. Stride Length [m]	5.8	7.2	7.4	7.4	7.4								





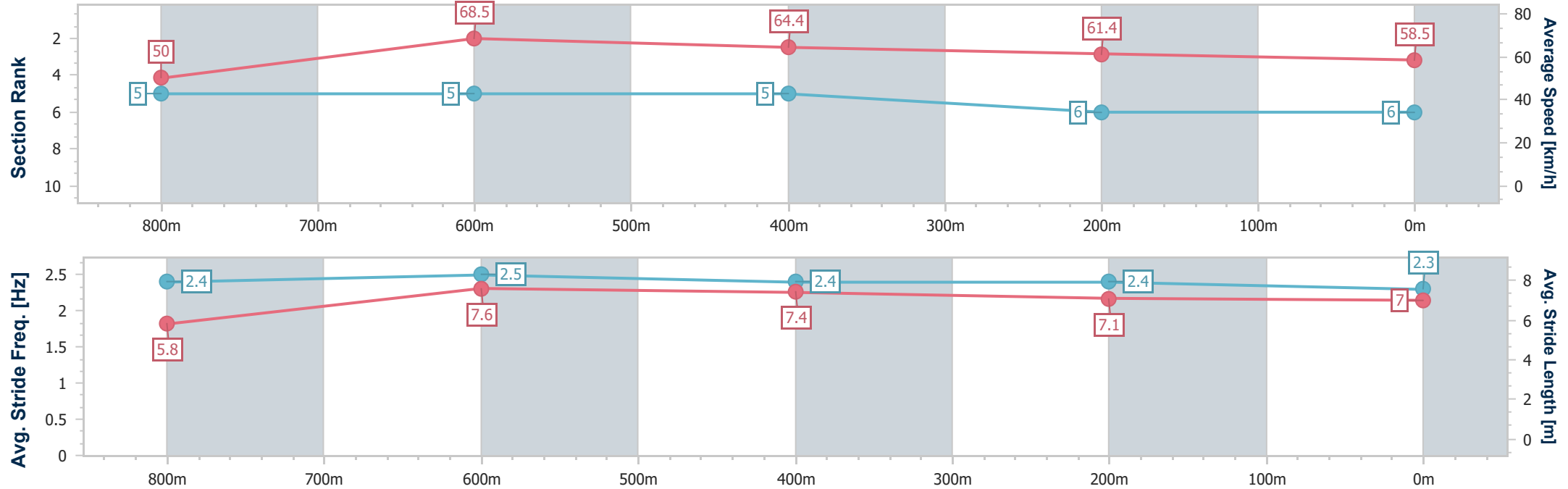
Horse/Jockey Name	Thisland Is Myland
Final Rank	6
Fastest Section Time (Section)	0:10.66 (800m)
Top Speed [km/h] (Section)	69.5 (800m)
Race State	Finished



ToowoombaProfessional
Race 2: BUTLERS CONCRETE CONTRACTORS BENCHMARK
70 Handicap - 1000m
22 November 2025 - 17:58
Track Rating: Good 4, Weather: Fine, Rail Position: +3m Entire Course



Section	Overall	800m	600m	400m	200m								
Section Times	1:00.52 [6] (0:14.53)	0:45.99 [5] (0:10.66)	0:35.33 [5] (0:11.29)	0:24.04 [5] (0:11.73)	0:12.31 [6] (0:12.31)								
Average Speed [km/h]	50.0	68.5	64.4	61.4	58.5								
Top Speed [km/h]	68.4	69.5	67.1	63.2	60.4								
Avg. Dist. to Rail [m]	5.6	3.3	2.3	1.0	0.7								
Avg. Stride Freq. [Hz]	2.4	2.5	2.4	2.4	2.3								
Avg. Stride Length [m]	5.8	7.6	7.4	7.1	7.0								



[] Ranking at each section and finish
-.-.- No data available at this section
NA No data available



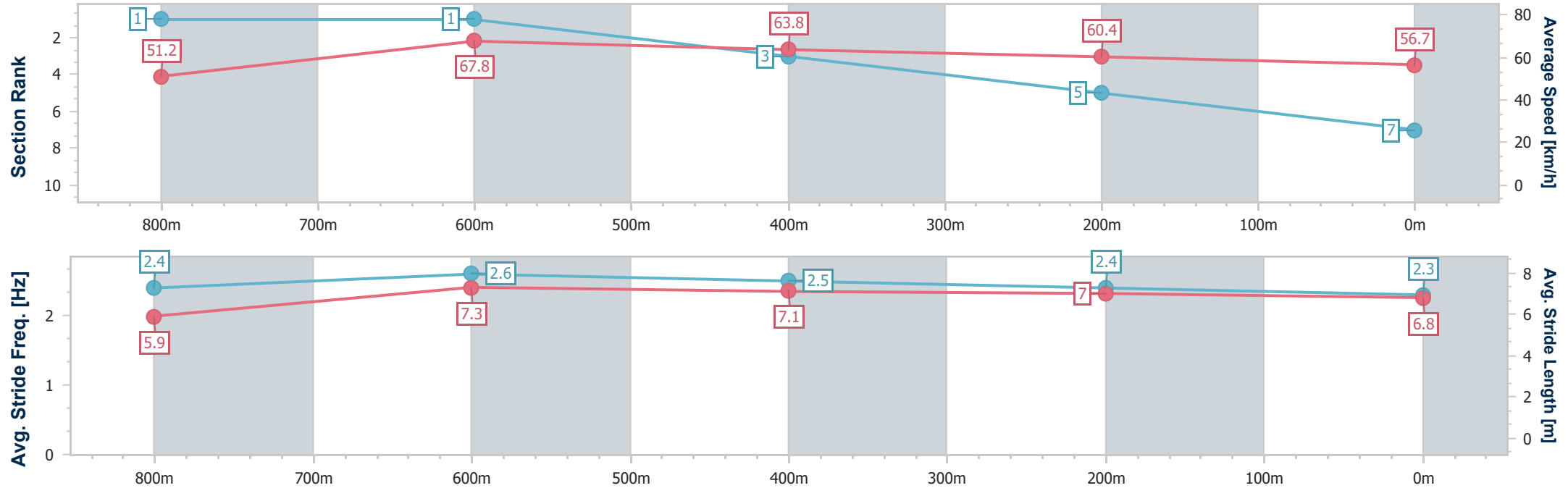
Horse/Jockey Name	On Hold
Final Rank	7
Fastest Section Time (Section)	0:10.53 (800m)
Top Speed [km/h] (Section)	70.2 (800m)
Race State	Finished



ToowoombaProfessional
Race 2: BUTLERS CONCRETE CONTRACTORS BENCHMARK
70 Handicap - 1000m
22 November 2025 - 17:58
Track Rating: Good 4, Weather: Fine, Rail Position: +3m Entire Course



Section	Overall	800m	600m	400m	200m									
Section Times	1:00.76 [7] (0:14.09)	0:46.67 [1] (0:10.53)	0:36.14 [1] (0:11.43)	0:24.71 [3] (0:11.97)	0:12.74 [5] (0:12.74)									
Average Speed [km/h]	51.2	67.8	63.8	60.4	56.7									
Top Speed [km/h]	69.2	70.2	66.1	63.3	57.9									
Avg. Dist. to Rail [m]	6.3	1.4	1.7	2.2	2.3									
Avg. Stride Freq. [Hz]	2.4	2.6	2.5	2.4	2.3									
Avg. Stride Length [m]	5.9	7.3	7.1	7.0	6.8									





Toowoomba Professional

Race 3: EASTCOAST CONCRETE CONTRACTORS Class 1 Plate - 1000m

22 November 2025 - 18:35



Track Rating: Good 4, Weather: Fine, Rail Position: +3m Entire Course

Section						Overall	800m	600m	400m	200m				
Field Times						0:59.09 (0:13.85)	0:45.24 (0:10.69)	0:34.55 (0:11.03)	0:23.52 (0:11.97)	0:11.55 (0:11.55)	Last 600m 0:34.55			
Rank	TAB	Horse/Jockey	Barrier	Top Speed [km/h]	Fastest Section							Margin		
													Distance Travelled [m]	
1	8	SILK SONIC	2	67.7	0:10.82	0:59.09 [1]	0:44.77 [6]	0:33.95 [6]	0:22.55 [6]	0:11.04 [5]	0:59.09	0:33.95		
		Kelsey Lenton		800m	800m	(0:14.32)	(0:10.82)	(0:11.40)	(0:11.51)	(0:11.04)				
2	11	VIALE	5	68.6	0:10.65	0:59.22 [2]	0:45.21 [2]	0:34.56 [2]	0:23.65 [1]	0:11.68 [1]	0.78L	0:34.56 +4		
		Chelsea Baker		800m	800m	(0:14.01)	(0:10.65)	(0:10.91)	(0:11.97)	(0:11.68)				
3	10	VESPER LYND	6	68.7	0:10.84	0:59.65 [3]	0:45.62 [3]	0:34.78 [4]	0:23.46 [3]	0:11.99 [2]	3.29L	0:34.78 +0		
		Brooke Stower		Overall	800m	(0:14.03)	(0:10.84)	(0:11.32)	(0:11.47)	(0:11.99)				
4	4	BLUISH HUE	8	69.4	0:10.83	0:59.68 [4]	0:45.42 [5]	0:34.59 [5]	0:23.35 [5]	0:11.76 [3]	3.47L	0:34.59 +4		
		Les Tilley		600m	800m	(0:14.26)	(0:10.83)	(0:11.24)	(0:11.59)	(0:11.76)				
5	9	SPRING BIRD	4	69.5	0:10.73	0:59.90 [5]	0:45.80 [4]	0:35.07 [3]	0:23.70 [4]	0:11.97 [4]	4.77L	0:35.07 -1		
		Kenji Yoshida		Overall	800m	(0:14.10)	(0:10.73)	(0:11.37)	(0:11.73)	(0:11.97)				
6	3	TOUTE SWEET	3	68.2	0:10.84	0:59.92 [6]	0:45.28 [7]	0:34.44 [7]	0:23.12 [7]	0:11.66 [6]	4.88L	0:34.44 -1		
		Stacey Callow		800m	800m	(0:14.64)	(0:10.84)	(0:11.32)	(0:11.46)	(0:11.66)				
7	7	DUCHESS BREE	1	68.9	0:10.60	1:00.21 [7]	0:45.10 [8]	0:34.50 [8]	0:23.38 [8]	0:11.92 [7]	6.57L	0:34.50 -3		
		Chloe Lowe		800m	800m	(0:15.11)	(0:10.60)	(0:11.12)	(0:11.46)	(0:11.92)				
8	2	STOP THE ROT	7	68.4	0:10.69	1:02.35 [8]	0:48.50 [1]	0:37.81 [1]	0:26.28 [2]	0:13.94 [8]	19.16L	0:37.81 +3		
		Hannah Richardson		Overall	800m	(0:13.85)	(0:10.69)	(0:11.53)	(0:12.34)	(0:13.94)				

Scratched: Over Draft (#5), Absolve (#1), Chasing Time (#6)



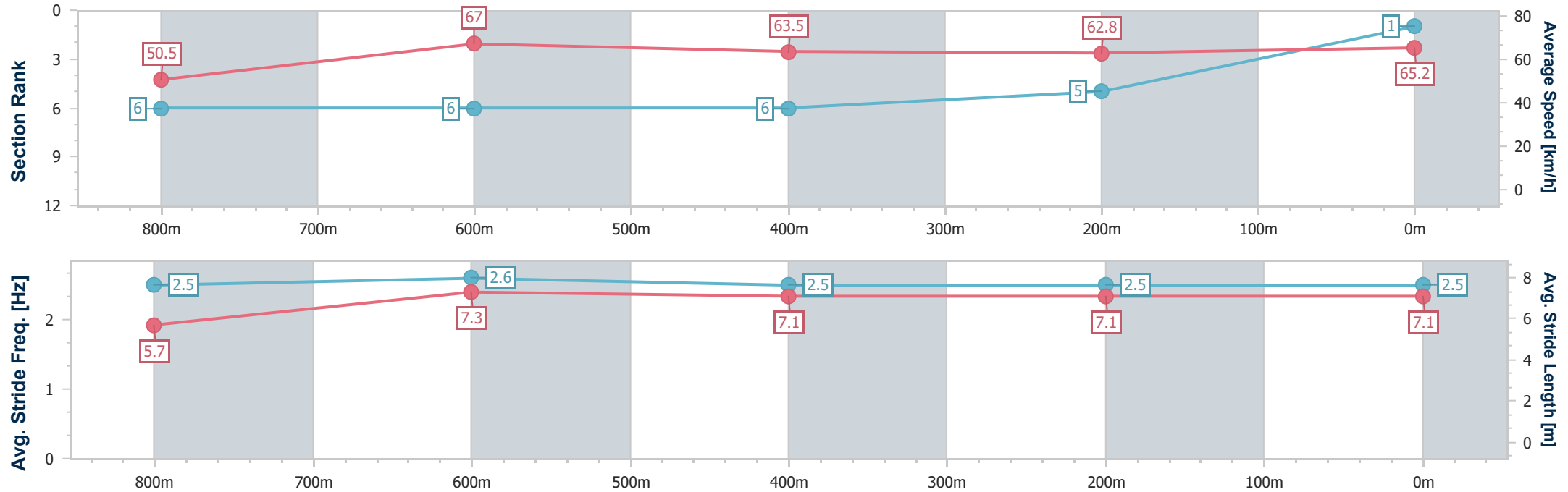
Horse/Jockey Name	Silk Sonic
Final Rank	1
Fastest Section Time (Section)	0:10.82 (800m)
Top Speed [km/h] (Section)	67.7 (800m)
Race State	Finished



ToowoombaProfessional
Race 3: EASTCOAST CONCRETE CONTRACTORS Class 1
Plate - 1000m
22 November 2025 - 18:35
Track Rating: Good 4, Weather: Fine, Rail Position: +3m Entire Course



Section	Overall	800m	600m	400m	200m									
Section Times	0:59.09 [1] (0:14.32)	0:44.77 [6] (0:10.82)	0:33.95 [6] (0:11.40)	0:22.55 [6] (0:11.51)	0:11.04 [5] (0:11.04)									
Average Speed [km/h]	50.5	67.0	63.5	62.8	65.2									
Top Speed [km/h]	66.2	67.7	67.5	65.6	66.7									
Avg. Dist. to Rail [m]	2.9	1.5	1.1	1.9	3.5									
Avg. Stride Freq. [Hz]	2.5	2.6	2.5	2.5	2.5									
Avg. Stride Length [m]	5.7	7.3	7.1	7.1	7.1									





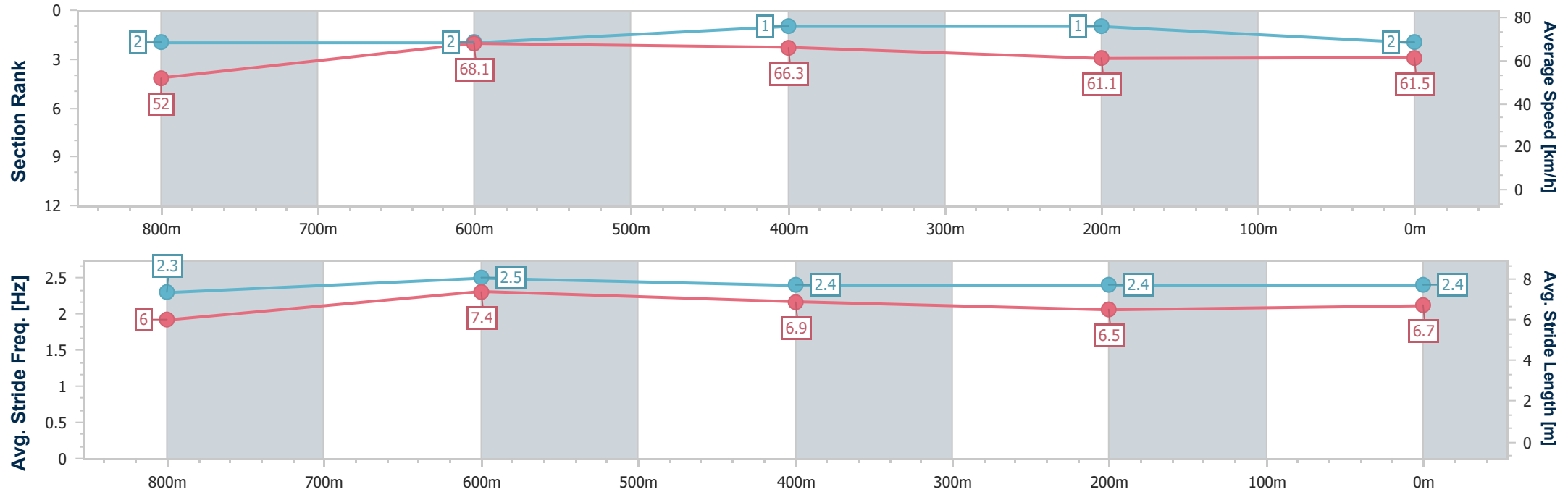
Horse/Jockey Name	Viale
Final Rank	2
Fastest Section Time (Section)	0:10.65 (800m)
Top Speed [km/h] (Section)	68.6 (800m)
Race State	Finished



ToowoombaProfessional
Race 3: EASTCOAST CONCRETE CONTRACTORS Class 1
Plate - 1000m
22 November 2025 - 18:35
Track Rating: Good 4, Weather: Fine, Rail Position: +3m Entire Course



Section	Overall	800m	600m	400m	200m										
Section Times	0:59.22 [2] (0:14.01)	0:45.21 [2] (0:10.65)	0:34.56 [2] (0:10.91)	0:23.65 [1] (0:11.97)	0:11.68 [1] (0:11.68)										
Average Speed [km/h]	52.0	68.1	66.3	61.1	61.5										
Top Speed [km/h]	68.1	68.6	67.5	66.7	66.8										
Avg. Dist. to Rail [m]	7.5	1.8	0.8	3.4	1.8										
Avg. Stride Freq. [Hz]	2.3	2.5	2.4	2.4	2.4										
Avg. Stride Length [m]	6.0	7.4	6.9	6.5	6.7										



[] Ranking at each section and finish
-.-.- No data available at this section
NA No data available



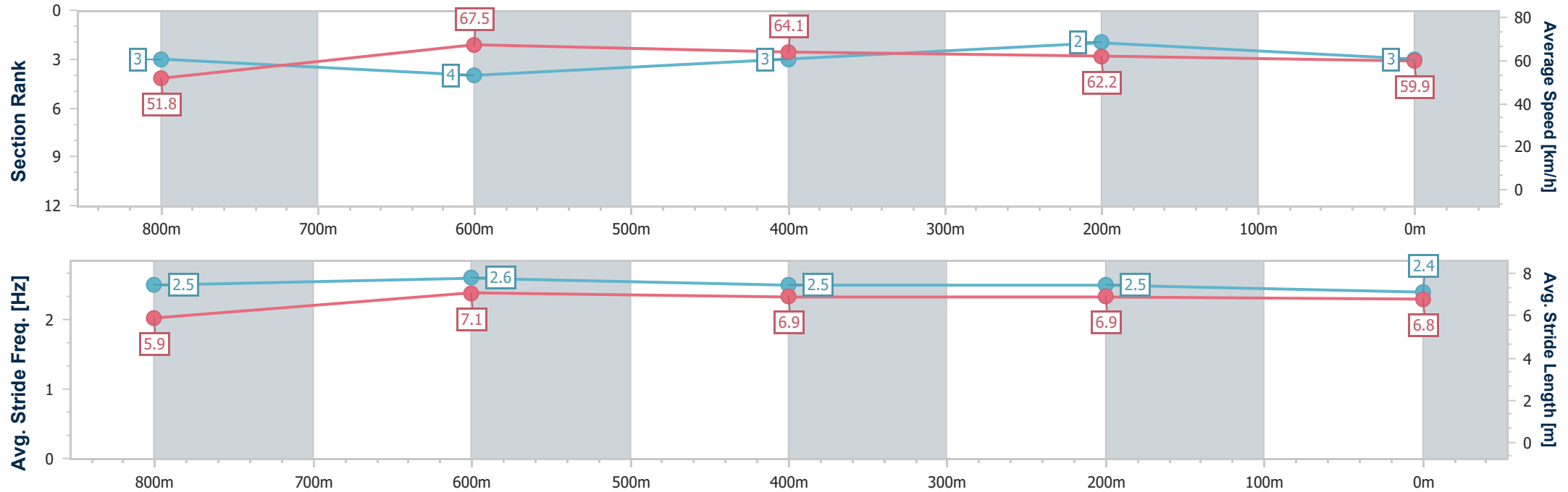
Horse/Jockey Name	Vesper Lynd
Final Rank	3
Fastest Section Time (Section)	0:10.84 (800m)
Top Speed [km/h] (Section)	68.7 (Overall)
Race State	Finished



ToowoombaProfessional
Race 3: EASTCOAST CONCRETE CONTRACTORS Class 1
Plate - 1000m
22 November 2025 - 18:35
Track Rating: Good 4, Weather: Fine, Rail Position: +3m Entire Course



Section	Overall	800m	600m	400m	200m										
Section Times	0:59.65 [3] (0:14.03)	0:45.62 [3] (0:10.84)	0:34.78 [4] (0:11.32)	0:23.46 [3] (0:11.47)	0:11.99 [2] (0:11.99)										
Average Speed [km/h]	51.8	67.5	64.1	62.2	59.9										
Top Speed [km/h]	68.7	68.5	66.9	66.0	62.4										
Avg. Dist. to Rail [m]	6.5	4.0	1.9	2.4	3.5										
Avg. Stride Freq. [Hz]	2.5	2.6	2.5	2.5	2.4										
Avg. Stride Length [m]	5.9	7.1	6.9	6.9	6.8										



[] Ranking at each section and finish
-.-.- No data available at this section
NA No data available



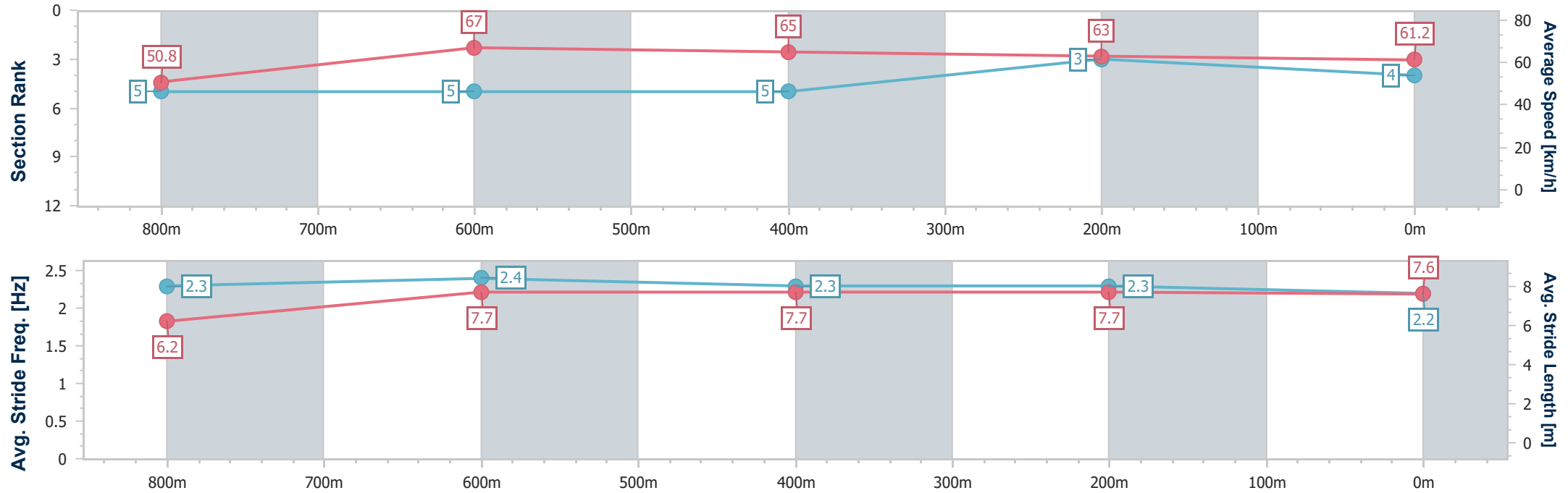
Horse/Jockey Name	Bluish Hue
Final Rank	4
Fastest Section Time (Section)	0:10.83 (800m)
Top Speed [km/h] (Section)	69.4 (600m)
Race State	Finished



ToowoombaProfessional
Race 3: EASTCOAST CONCRETE CONTRACTORS Class 1
Plate - 1000m
22 November 2025 - 18:35
Track Rating: Good 4, Weather: Fine, Rail Position: +3m Entire Course



Section	Overall	800m	600m	400m	200m									
Section Times	0:59.68 [4] (0:14.26)	0:45.42 [5] (0:10.83)	0:34.59 [5] (0:11.24)	0:23.35 [5] (0:11.59)	0:11.76 [3] (0:11.76)									
Average Speed [km/h]	50.8	67.0	65.0	63.0	61.2									
Top Speed [km/h]	68.5	68.0	69.4	64.4	63.1									
Avg. Dist. to Rail [m]	5.4	2.1	3.0	3.2	2.1									
Avg. Stride Freq. [Hz]	2.3	2.4	2.3	2.3	2.2									
Avg. Stride Length [m]	6.2	7.7	7.7	7.7	7.6									





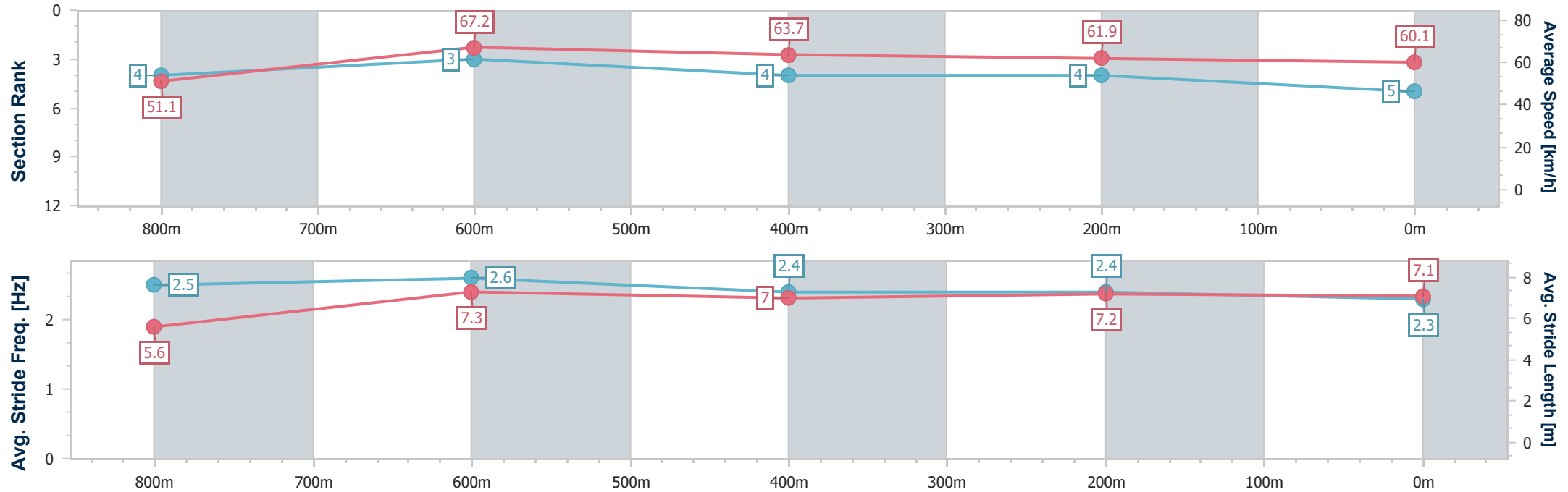
Horse/Jockey Name	Spring Bird
Final Rank	5
Fastest Section Time (Section)	0:10.73 (800m)
Top Speed [km/h] (Section)	69.5 (Overall)
Race State	Finished



ToowoombaProfessional
Race 3: EASTCOAST CONCRETE CONTRACTORS Class 1
Plate - 1000m
22 November 2025 - 18:35
Track Rating: Good 4, Weather: Fine, Rail Position: +3m Entire Course



Section	Overall	800m	600m	400m	200m								
Section Times	0:59.90 [5] (0:14.10)	0:45.80 [4] (0:10.73)	0:35.07 [3] (0:11.37)	0:23.70 [4] (0:11.73)	0:11.97 [4] (0:11.97)								
Average Speed [km/h]	51.1	67.2	63.7	61.9	60.1								
Top Speed [km/h]	69.5	68.5	67.4	64.1	62.6								
Avg. Dist. to Rail [m]	3.4	0.7	1.3	1.7	1.1								
Avg. Stride Freq. [Hz]	2.5	2.6	2.4	2.4	2.3								
Avg. Stride Length [m]	5.6	7.3	7.0	7.2	7.1								



- [] Ranking at each section and finish
- .-.- No data available at this section
- NA No data available



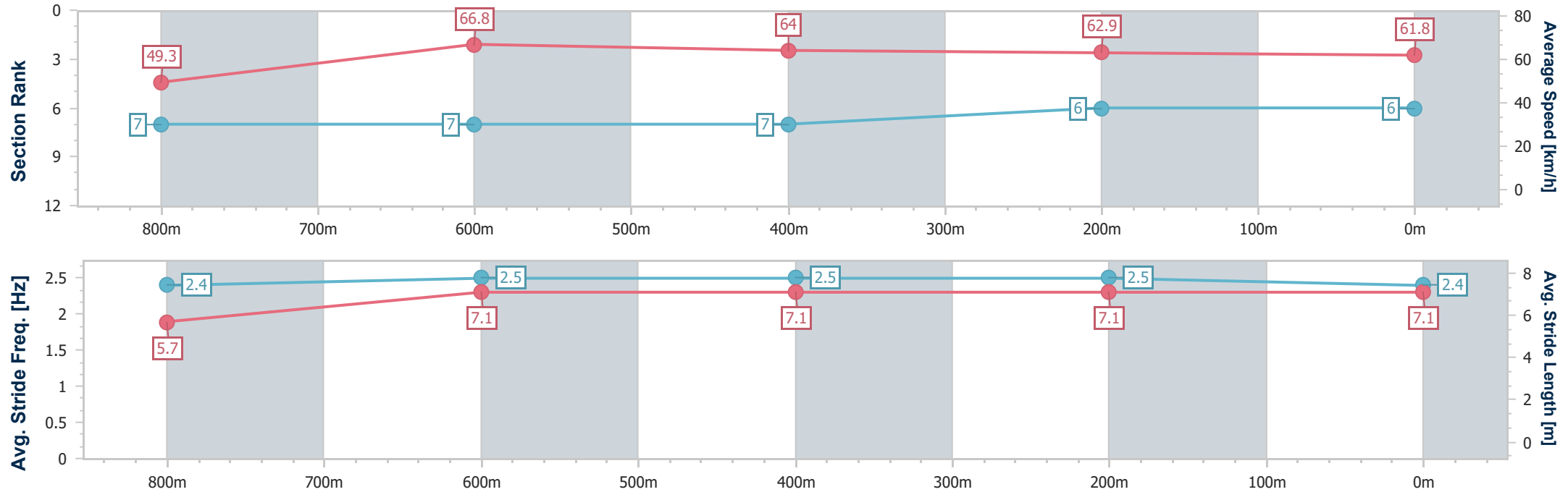
Horse/Jockey Name	Toute Sweet
Final Rank	6
Fastest Section Time (Section)	0:10.84 (800m)
Top Speed [km/h] (Section)	68.2 (800m)
Race State	Finished



ToowoombaProfessional
Race 3: EASTCOAST CONCRETE CONTRACTORS Class 1
Plate - 1000m
22 November 2025 - 18:35
Track Rating: Good 4, Weather: Fine, Rail Position: +3m Entire Course



Section	Overall	800m	600m	400m	200m									
Section Times	0:59.92 [6] (0:14.64)	0:45.28 [7] (0:10.84)	0:34.44 [7] (0:11.32)	0:23.12 [7] (0:11.46)	0:11.66 [6] (0:11.66)									
Average Speed [km/h]	49.3	66.8	64.0	62.9	61.8									
Top Speed [km/h]	67.2	68.2	66.5	64.7	63.8									
Avg. Dist. to Rail [m]	5.0	1.7	1.1	1.6	3.1									
Avg. Stride Freq. [Hz]	2.4	2.5	2.5	2.5	2.4									
Avg. Stride Length [m]	5.7	7.1	7.1	7.1	7.1									



- [] Ranking at each section and finish
- .-.- No data available at this section
- NA No data available



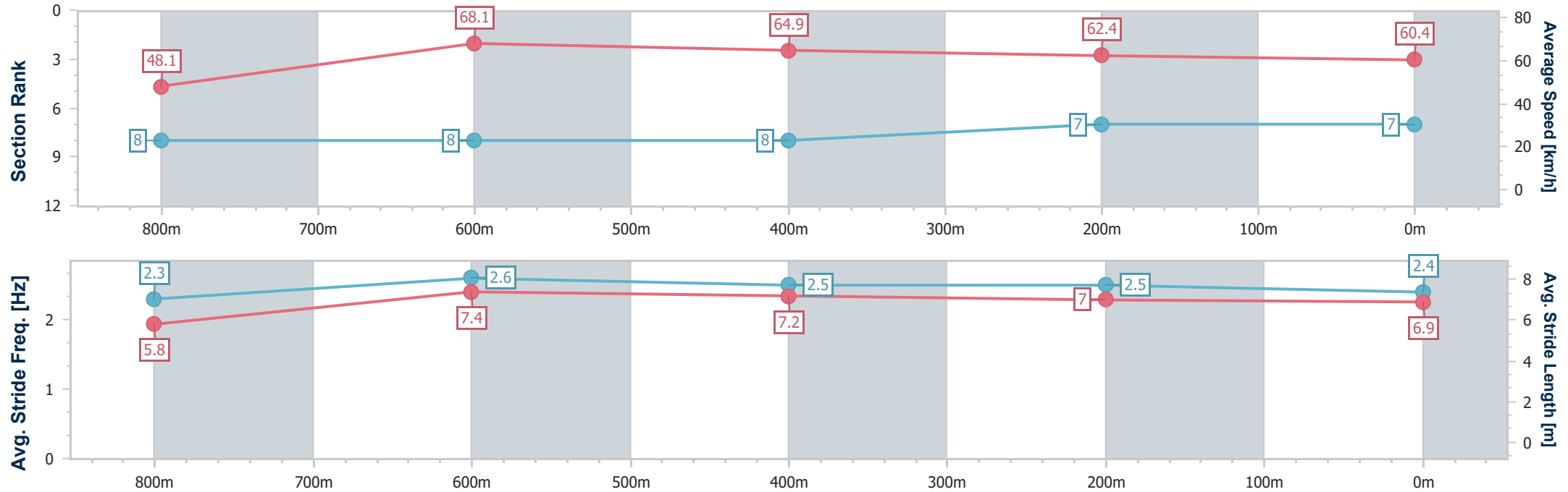
Horse/Jockey Name	Duchess Bree
Final Rank	7
Fastest Section Time (Section)	0:10.60 (800m)
Top Speed [km/h] (Section)	68.9 (800m)
Race State	Finished



ToowoombaProfessional
Race 3: EASTCOAST CONCRETE CONTRACTORS Class 1
Plate - 1000m
22 November 2025 - 18:35
Track Rating: Good 4, Weather: Fine, Rail Position: +3m Entire Course



Section	Overall	800m	600m	400m	200m									
Section Times	1:00.21 [7] (0:15.11)	0:45.10 [8] (0:10.60)	0:34.50 [8] (0:11.12)	0:23.38 [8] (0:11.46)	0:11.92 [7] (0:11.92)									
Average Speed [km/h]	48.1	68.1	64.9	62.4	60.4									
Top Speed [km/h]	68.4	68.9	67.1	63.3	62.1									
Avg. Dist. to Rail [m]	3.7	1.4	0.4	1.4	0.7									
Avg. Stride Freq. [Hz]	2.3	2.6	2.5	2.5	2.4									
Avg. Stride Length [m]	5.8	7.4	7.2	7.0	6.9									



[] Ranking at each section and finish
- - - - - No data available at this section
NA No data available



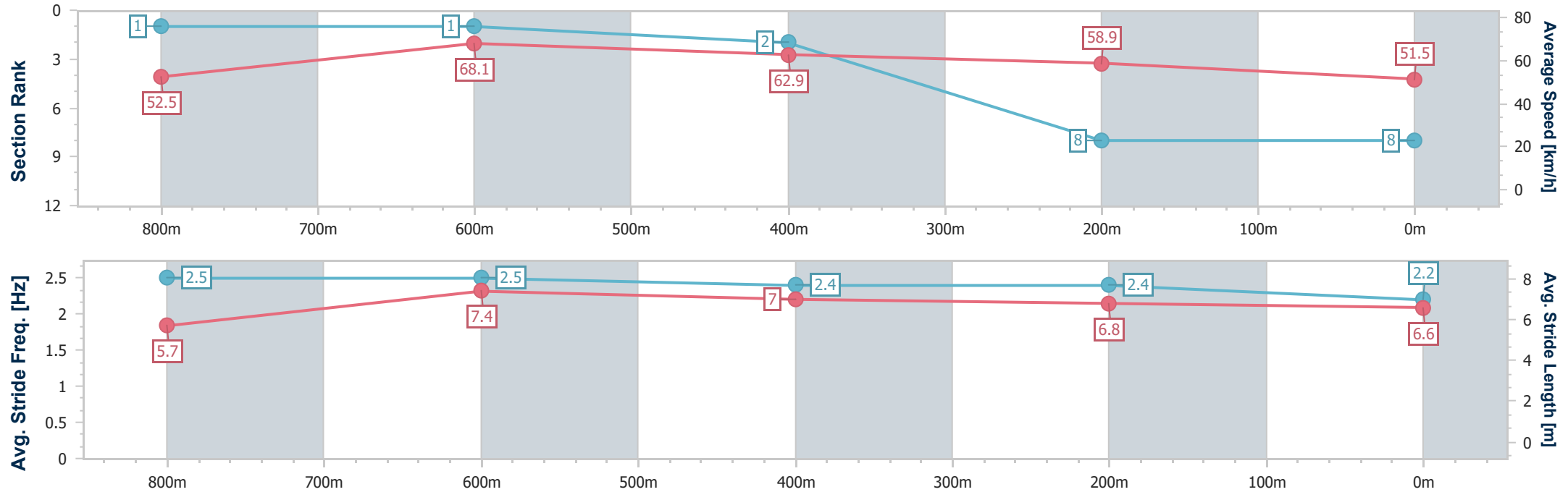
Horse/Jockey Name	Stop The Rot
Final Rank	8
Fastest Section Time (Section)	0:10.69 (800m)
Top Speed [km/h] (Section)	68.4 (Overall)
Race State	Finished



ToowoombaProfessional
Race 3: EASTCOAST CONCRETE CONTRACTORS Class 1
Plate - 1000m
22 November 2025 - 18:35
Track Rating: Good 4, Weather: Fine, Rail Position: +3m Entire Course



Section	Overall	800m	600m	400m	200m										
Section Times	1:02.35 [8] (0:13.85)	0:48.50 [1] (0:10.69)	0:37.81 [1] (0:11.53)	0:26.28 [2] (0:12.34)	0:13.94 [8] (0:13.94)										
Average Speed [km/h]	52.5	68.1	62.9	58.9	51.5										
Top Speed [km/h]	68.4	68.4	66.2	63.3	56.4										
Avg. Dist. to Rail [m]	6.6	2.1	1.6	2.1	1.0										
Avg. Stride Freq. [Hz]	2.5	2.5	2.4	2.4	2.2										
Avg. Stride Length [m]	5.7	7.4	7.0	6.8	6.6										





Toowoomba Professional

Race 4: AUSTMIX AUSTRALIA BENCHMARK 60 Handicap - 2150m

22 November 2025 - 19:12



Track Rating: Good 4, Weather: Fine, Rail Position: +3m Entire Course

Section					Overall	2000m	1800m	1600m	1400m	1200m	1000m	Last 600m		
Field Times					2:15.27 (0:12.21)	2:03.06 (0:11.66)	1:51.40 (0:12.10)	1:39.30 (0:12.66)	1:26.64 (0:12.85)	1:13.79 (0:12.81)	1:00.98 (0:12.69)	0:36.19		
Rank	TAB	Horse/Jockey	Barrier	Top Speed [km/h]	Fastest Section									Distance Travelled [m]
1	4	BAVARIAN LADY	8	63.1	0:11.61	2:15.27 [1]	2:03.01 [2]	1:51.40 [1]	1:39.30 [1]	1:26.64 [1]	1:13.79 [1]	1:00.98 [1]	0:36.19	
		Kelsey Lenton		2000m	2000m	(0:12.26)	(0:11.61)	(0:12.10)	(0:12.66)	(0:12.85)	(0:12.81)	(0:12.69)		
2	2	DEMARCA Y	2	61.2	0:11.88	2:15.74 [2]	2:03.40 [3]	1:51.24 [3]	1:39.29 [3]	1:26.54 [6]	1:13.64 [5]	1:00.64 [6]	0:35.90	-3
		Fiona Sandkuhl		400m	400m	(0:12.34)	(0:12.16)	(0:11.95)	(0:12.75)	(0:12.90)	(0:13.00)	(0:12.70)		
3	7	SHEDRIVESABENTLEY	9	63.4	0:11.71	2:15.89 [3]	2:03.02 [8]	1:50.86 [8]	1:38.69 [9]	1:26.26 [8]	1:13.29 [8]	1:00.38 [8]	0:35.52	+22
		Les Tilley		400m	200m	(0:12.87)	(0:12.16)	(0:12.17)	(0:12.43)	(0:12.97)	(0:12.91)	(0:12.91)		
4	1	OUTBURST	4	63.1	0:11.84	2:15.98 [4]	2:03.23 [6]	1:51.16 [7]	1:39.19 [7]	1:26.80 [5]	1:13.88 [5]	1:01.09 [4]	0:36.10	+17
		Chloe Lowe		600m	600m	(0:12.75)	(0:12.07)	(0:11.97)	(0:12.39)	(0:12.92)	(0:12.79)	(0:12.99)		
5	10	ANOTHER DAZZLER	1	62.9	0:11.86	2:16.07 [5]	2:03.28 [7]	1:51.28 [6]	1:39.29 [6]	1:26.62 [7]	1:13.69 [7]	1:00.61 [7]	0:36.02	+1
		Karl Zechner		800m	800m	(0:12.79)	(0:12.00)	(0:11.99)	(0:12.67)	(0:12.93)	(0:13.08)	(0:12.73)		
6	9	KATERINI	5	61.0	0:11.99	2:16.56 [6]	2:04.35 [1]	1:52.34 [2]	1:40.35 [2]	1:27.54 [4]	1:14.69 [3]	1:01.83 [3]	0:37.20	-1
		Brooke Stower		2000m	1800m	(0:12.21)	(0:12.01)	(0:11.99)	(0:12.81)	(0:12.85)	(0:12.86)	(0:12.57)		
7	5	REVELAIDE	3	61.9	0:11.87	2:16.82 [7]	2:03.81 [9]	1:51.64 [9]	1:39.74 [8]	1:27.12 [9]	1:14.16 [9]	1:01.11 [9]	0:36.16	+10
		Chelsea Baker		800m	200m	(0:13.01)	(0:12.17)	(0:11.90)	(0:12.62)	(0:12.96)	(0:13.05)	(0:13.00)		
8	6	FLYING ROTHE	6	60.9	0:12.01	2:16.92 [8]	2:04.48 [4]	1:52.33 [4]	1:40.32 [5]	1:27.93 [3]	1:14.99 [4]	1:01.99 [5]	0:36.95	+15
		Jade Metcalfe		1800m	1800m	(0:12.44)	(0:12.15)	(0:12.01)	(0:12.39)	(0:12.94)	(0:13.00)	(0:12.92)		
9	8	FLASH PRINCE	7	61.6	0:11.90	2:17.32 [9]	2:04.74 [5]	1:52.70 [5]	1:40.80 [4]	1:28.40 [2]	1:15.65 [2]	1:02.62 [2]	0:37.65	+13
		Olivia Kendal		1800m	1800m	(0:12.58)	(0:12.04)	(0:11.90)	(0:12.40)	(0:12.75)	(0:13.03)	(0:12.77)		

Scratched: Kneze (#3)



Toowoomba Professional

Race 4: AUSTMIX AUSTRALIA BENCHMARK 60 Handicap - 2150m

22 November 2025 - 19:12



Track Rating: Good 4, Weather: Fine, Rail Position: +3m Entire Course

Section		Field Times		800m		600m		400m		200m		Last 600m	
				0:48.29 (0:12.10)		0:36.19 (0:12.00)		0:24.19 (0:11.96)		0:12.23 (0:12.23)		0:36.19	
Rank	TAB	Horse/Jockey	Barrier	Top Speed [km/h]	Fastest Section								
1	4	BAVARIAN LADY	8	63.1	0:11.61	0:48.29 [1]	0:36.19 [1]	0:24.19 [1]	0:12.23 [1]	2:15.27		0:36.19	
		Kelsey Lenton		2000m	2000m	(0:12.10)	(0:12.00)	(0:11.96)	(0:12.23)				
2	2	DEMARCA Y	2	61.2	0:11.88	0:47.94 [4]	0:35.90 [4]	0:23.89 [4]	0:12.01 [2]	2.77L		0:35.90	-3
		Fiona Sandkuhl		400m	400m	(0:12.04)	(0:12.01)	(0:11.88)	(0:12.01)				
3	7	SHEDRIVESABENTLEY	9	63.4	0:11.71	0:47.47 [8]	0:35.52 [8]	0:23.51 [8]	0:11.71 [6]	3.64L		0:35.52	+22
		Les Tilley		400m	200m	(0:11.95)	(0:12.01)	(0:11.80)	(0:11.71)				
4	1	OUTBURST	4	63.1	0:11.84	0:48.10 [6]	0:36.10 [5]	0:24.26 [3]	0:12.12 [4]	4.21L		0:36.10	+17
		Chloe Lowe		600m	600m	(0:12.00)	(0:11.84)	(0:12.14)	(0:12.12)				
5	10	ANOTHER DAZZLER	1	62.9	0:11.86	0:47.88 [7]	0:36.02 [7]	0:23.90 [6]	0:11.93 [5]	4.72L		0:36.02	+1
		Karl Zechner		800m	800m	(0:11.86)	(0:12.12)	(0:11.97)	(0:11.93)				
6	9	KATERINI	5	61.0	0:11.99	0:49.26 [2]	0:37.20 [2]	0:25.10 [2]	0:12.70 [3]	7.58L		0:37.20	-1
		Brooke Stower		2000m	1800m	(0:12.06)	(0:12.10)	(0:12.40)	(0:12.70)				
7	5	REVELAIDE	3	61.9	0:11.87	0:48.11 [9]	0:36.16 [9]	0:24.00 [9]	0:11.87 [9]	9.15L		0:36.16	+10
		Chelsea Baker		800m	200m	(0:11.95)	(0:12.16)	(0:12.13)	(0:11.87)				
8	6	FLYING ROTHE	6	60.9	0:12.01	0:49.07 [5]	0:36.95 [6]	0:24.68 [7]	0:12.38 [8]	9.72L		0:36.95	+15
		Jade Metcalfe		1800m	1800m	(0:12.12)	(0:12.27)	(0:12.30)	(0:12.38)				
9	8	FLASH PRINCE	7	61.6	0:11.90	0:49.85 [3]	0:37.65 [3]	0:25.27 [5]	0:12.80 [7]	12.08L		0:37.65	+13
		Olivia Kendal		1800m	1800m	(0:12.20)	(0:12.38)	(0:12.47)	(0:12.80)				

Scratched: Kneze (#3)



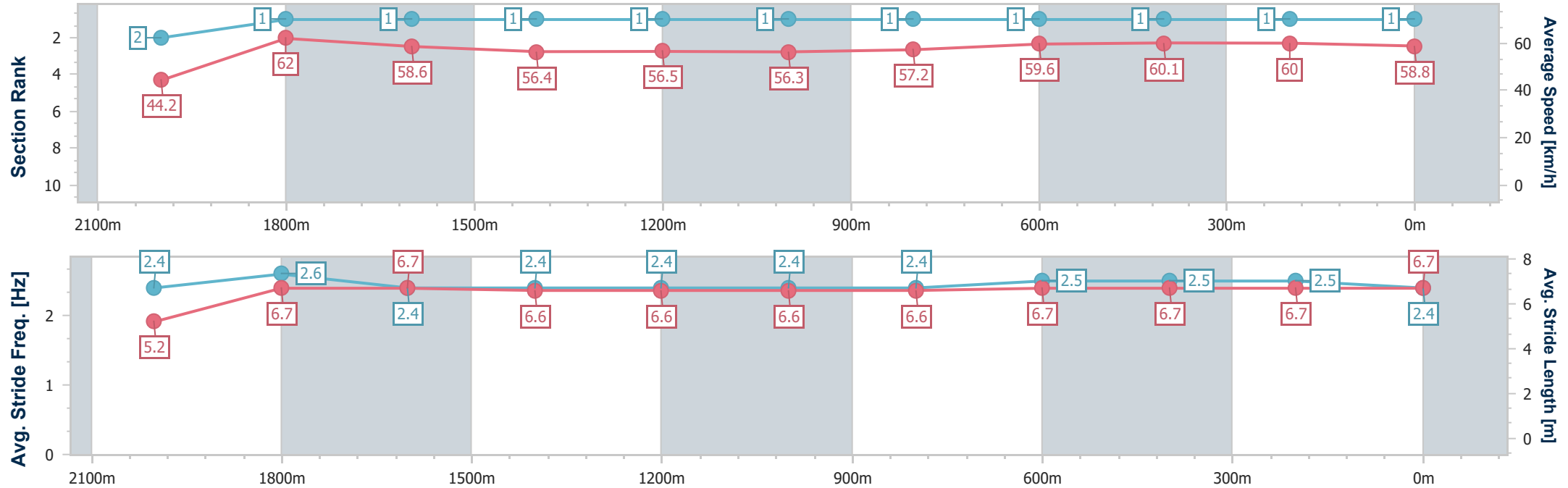
Horse/Jockey Name	Bavarian Lady
Final Rank	1
Fastest Section Time (Section)	0:11.61 (2000m)
Top Speed [km/h] (Section)	63.1 (2000m)
Race State	Finished



ToowoombaProfessional
Race 4: AUSTMIX AUSTRALIA BENCHMARK 60 Handicap - 2150m
22 November 2025 - 19:12
Track Rating: Good 4, Weather: Fine, Rail Position: +3m Entire Course



Section	Overall	2000m	1800m	1600m	1400m	1200m	1000m	800m	600m	400m	200m		
Section Times	2:15.27 [1] (0:12.26)	2:03.01 [2] (0:11.61)	1:51.40 [1] (0:12.10)	1:39.30 [1] (0:12.66)	1:26.64 [1] (0:12.85)	1:13.79 [1] (0:12.81)	1:00.98 [1] (0:12.69)	0:48.29 [1] (0:12.10)	0:36.19 [1] (0:12.00)	0:24.19 [1] (0:11.96)	0:12.23 [1] (0:12.23)		
Average Speed [km/h]	44.2	62.0	58.6	56.4	56.5	56.3	57.2	59.6	60.1	60.0	58.8		
Top Speed [km/h]	61.8	63.1	61.0	59.0	58.0	57.2	58.7	60.7	61.0	61.3	60.2		
Avg. Dist. to Rail [m]	4.2	1.2	2.9	1.1	1.6	2.5	2.0	0.5	0.2	0.3	0.3		
Avg. Stride Freq. [Hz]	2.4	2.6	2.4	2.4	2.4	2.4	2.4	2.5	2.5	2.5	2.4		
Avg. Stride Length [m]	5.2	6.7	6.7	6.6	6.6	6.6	6.6	6.7	6.7	6.7	6.7		





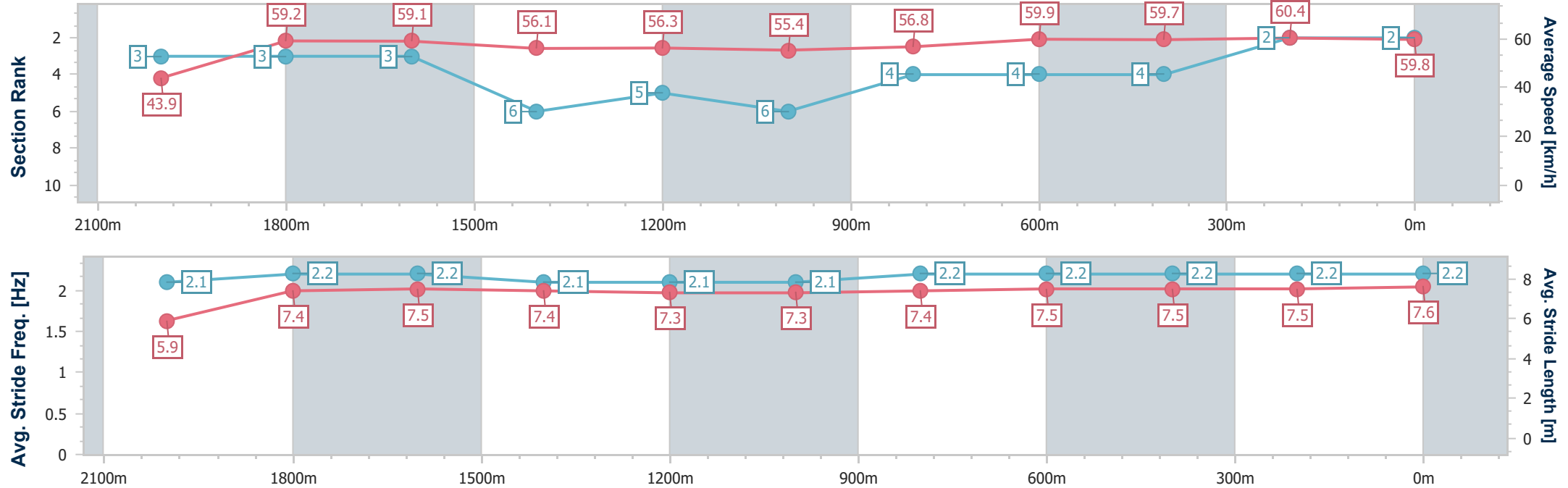
Horse/Jockey Name	Demarcay
Final Rank	2
Fastest Section Time (Section)	0:11.88 (400m)
Top Speed [km/h] (Section)	61.2 (400m)
Race State	Finished



ToowoombaProfessional
Race 4: AUSTMIX AUSTRALIA BENCHMARK 60 Handicap - 2150m
22 November 2025 - 19:12
Track Rating: Good 4, Weather: Fine, Rail Position: +3m Entire Course



Section	Overall	2000m	1800m	1600m	1400m	1200m	1000m	800m	600m	400m	200m		
Section Times	2:15.74 [2] (0:12.34)	2:03.40 [3] (0:12.16)	1:51.24 [3] (0:11.95)	1:39.29 [3] (0:12.75)	1:26.54 [6] (0:12.90)	1:13.64 [5] (0:13.00)	1:00.64 [6] (0:12.70)	0:47.94 [4] (0:12.04)	0:35.90 [4] (0:12.01)	0:23.89 [4] (0:11.88)	0:12.01 [2] (0:12.01)		
Average Speed [km/h]	43.9	59.2	59.1	56.1	56.3	55.4	56.8	59.9	59.7	60.4	59.8		
Top Speed [km/h]	59.0	59.8	60.3	58.7	57.1	56.6	58.3	60.7	60.4	61.2	60.7		
Avg. Dist. to Rail [m]	1.8	2.7	3.5	1.1	1.3	2.1	0.3	0.3	0.7	0.9	0.6		
Avg. Stride Freq. [Hz]	2.1	2.2	2.2	2.1	2.1	2.1	2.2	2.2	2.2	2.2	2.2		
Avg. Stride Length [m]	5.9	7.4	7.5	7.4	7.3	7.3	7.4	7.5	7.5	7.5	7.6		



[] Ranking at each section and finish
- - - - - No data available at this section
NA No data available



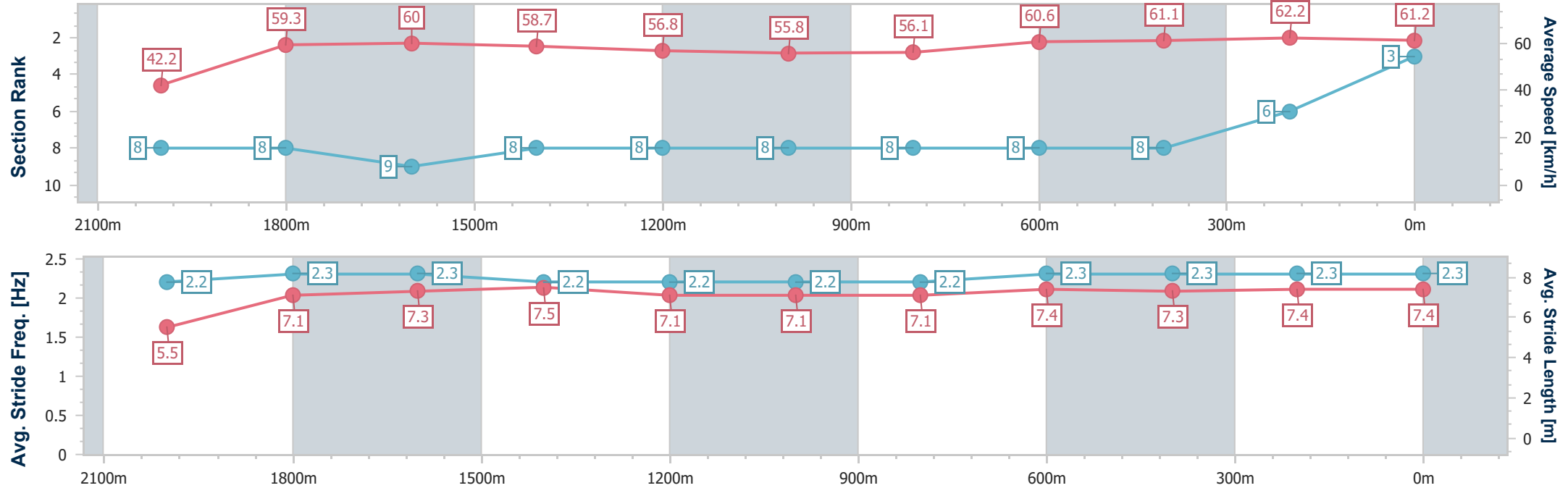
Horse/Jockey Name	Shedrivesabentley
Final Rank	3
Fastest Section Time (Section)	0:11.71 (200m)
Top Speed [km/h] (Section)	63.4 (400m)
Race State	Finished



ToowoombaProfessional
Race 4: AUSTMIX AUSTRALIA BENCHMARK 60 Handicap - 2150m
22 November 2025 - 19:12
Track Rating: Good 4, Weather: Fine, Rail Position: +3m Entire Course



Section	Overall	2000m	1800m	1600m	1400m	1200m	1000m	800m	600m	400m	200m		
Section Times	2:15.89 [3] (0:12.87)	2:03.02 [8] (0:12.16)	1:50.86 [8] (0:12.17)	1:38.69 [9] (0:12.43)	1:26.26 [8] (0:12.97)	1:13.29 [8] (0:12.91)	1:00.38 [8] (0:12.91)	0:47.47 [8] (0:11.95)	0:35.52 [8] (0:12.01)	0:23.51 [8] (0:11.80)	0:11.71 [6] (0:11.71)		
Average Speed [km/h]	42.2	59.3	60.0	58.7	56.8	55.8	56.1	60.6	61.1	62.2	61.2		
Top Speed [km/h]	57.6	61.2	61.8	60.3	58.8	57.6	58.7	61.7	62.0	63.4	62.4		
Avg. Dist. to Rail [m]	5.9	0.8	2.6	3.9	4.2	3.2	1.2	2.1	3.1	5.2	5.9		
Avg. Stride Freq. [Hz]	2.2	2.3	2.3	2.2	2.2	2.2	2.2	2.3	2.3	2.3	2.3		
Avg. Stride Length [m]	5.5	7.1	7.3	7.5	7.1	7.1	7.1	7.4	7.3	7.4	7.4		





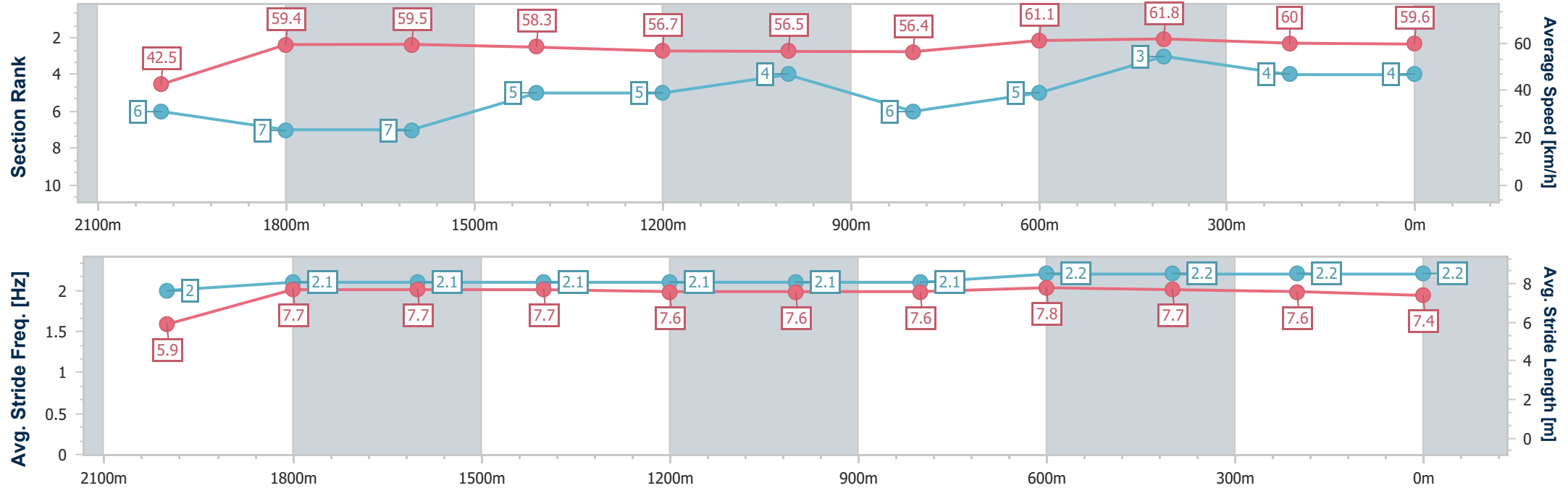
Horse/Jockey Name	Outburst
Final Rank	4
Fastest Section Time (Section)	0:11.84 (600m)
Top Speed [km/h] (Section)	63.1 (600m)
Race State	Finished



ToowoombaProfessional
Race 4: AUSTMIX AUSTRALIA BENCHMARK 60 Handicap - 2150m
22 November 2025 - 19:12
Track Rating: Good 4, Weather: Fine, Rail Position: +3m Entire Course



Section	Overall	2000m	1800m	1600m	1400m	1200m	1000m	800m	600m	400m	200m		
Section Times	2:15.98 [4] (0:12.75)	2:03.23 [6] (0:12.07)	1:51.16 [7] (0:11.97)	1:39.19 [7] (0:12.39)	1:26.80 [5] (0:12.92)	1:13.88 [5] (0:12.79)	1:01.09 [4] (0:12.99)	0:48.10 [6] (0:12.00)	0:36.10 [5] (0:11.84)	0:24.26 [3] (0:12.14)	0:12.12 [4] (0:12.12)		
Average Speed [km/h]	42.5	59.4	59.5	58.3	56.7	56.5	56.4	61.1	61.8	60.0	59.6		
Top Speed [km/h]	59.5	60.6	60.0	59.6	58.4	58.0	59.2	62.4	63.1	61.1	60.8		
Avg. Dist. to Rail [m]	1.8	1.6	2.5	1.6	3.1	5.5	4.9	4.2	3.1	4.1	3.4		
Avg. Stride Freq. [Hz]	2.0	2.1	2.1	2.1	2.1	2.1	2.1	2.2	2.2	2.2	2.2		
Avg. Stride Length [m]	5.9	7.7	7.7	7.7	7.6	7.6	7.6	7.8	7.7	7.6	7.4		





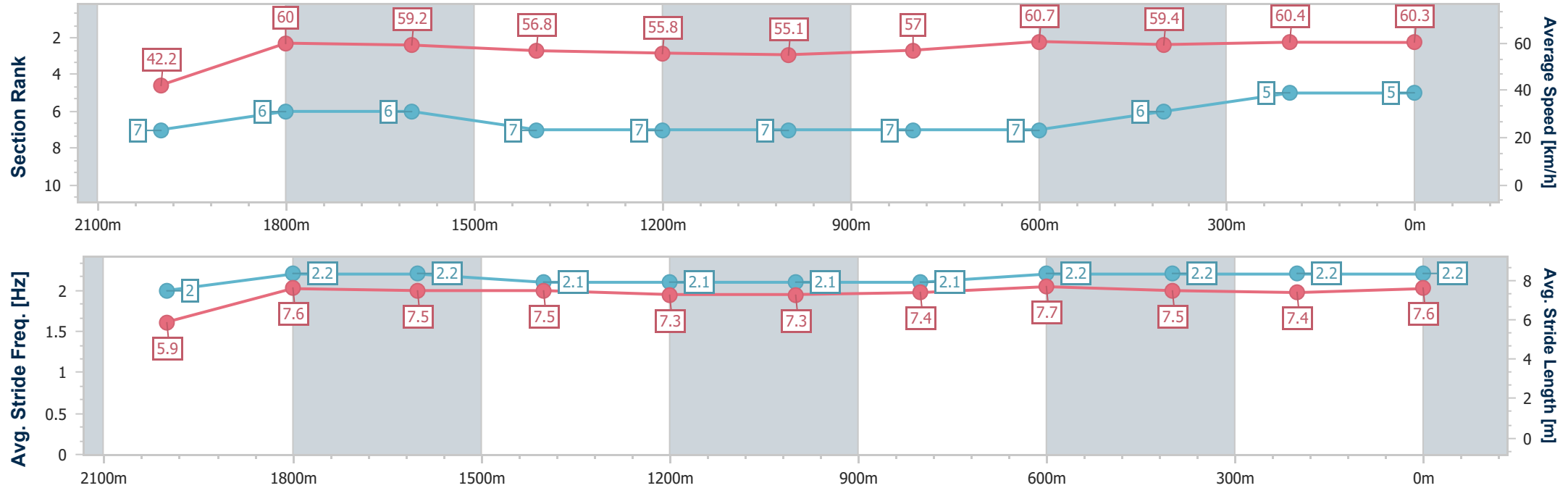
Horse/Jockey Name	Another Dazzler
Final Rank	5
Fastest Section Time (Section)	0:11.86 (800m)
Top Speed [km/h] (Section)	62.9 (800m)
Race State	Finished



ToowoombaProfessional
Race 4: AUSTMIX AUSTRALIA BENCHMARK 60 Handicap - 2150m
22 November 2025 - 19:12
Track Rating: Good 4, Weather: Fine, Rail Position: +3m Entire Course



Section	Overall	2000m	1800m	1600m	1400m	1200m	1000m	800m	600m	400m	200m		
Section Times	2:16.07 [5] (0:12.79)	2:03.28 [7] (0:12.00)	1:51.28 [6] (0:11.99)	1:39.29 [6] (0:12.67)	1:26.62 [7] (0:12.93)	1:13.69 [7] (0:13.08)	1:00.61 [7] (0:12.73)	0:47.88 [7] (0:11.86)	0:36.02 [7] (0:12.12)	0:23.90 [6] (0:11.97)	0:11.93 [5] (0:11.93)		
Average Speed [km/h]	42.2	60.0	59.2	56.8	55.8	55.1	57.0	60.7	59.4	60.4	60.3		
Top Speed [km/h]	59.8	60.7	60.8	59.0	56.9	56.1	60.1	62.9	60.9	61.6	60.7		
Avg. Dist. to Rail [m]	2.7	2.6	2.5	0.5	1.0	1.6	1.1	0.3	0.5	0.5	0.6		
Avg. Stride Freq. [Hz]	2.0	2.2	2.2	2.1	2.1	2.1	2.1	2.2	2.2	2.2	2.2		
Avg. Stride Length [m]	5.9	7.6	7.5	7.5	7.3	7.3	7.4	7.7	7.5	7.4	7.6		





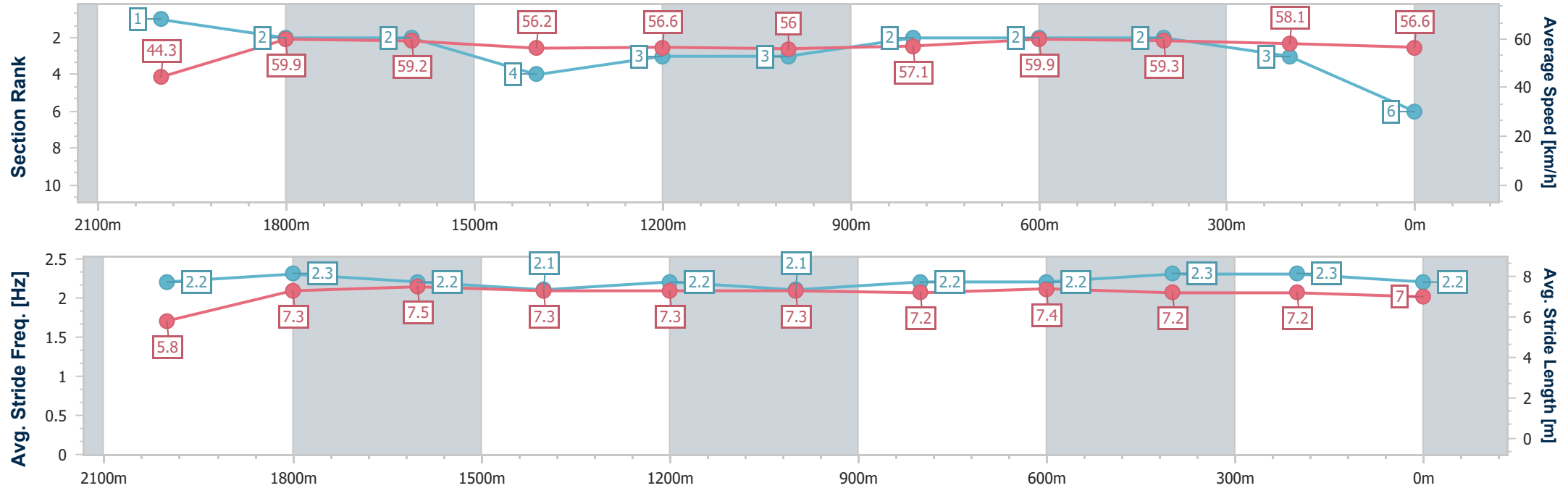
Horse/Jockey Name	Katerini
Final Rank	6
Fastest Section Time (Section)	0:11.99 (1800m)
Top Speed [km/h] (Section)	61.0 (2000m)
Race State	Finished



ToowoombaProfessional
Race 4: AUSTMIX AUSTRALIA BENCHMARK 60 Handicap - 2150m
22 November 2025 - 19:12
Track Rating: Good 4, Weather: Fine, Rail Position: +3m Entire Course



Section	Overall	2000m	1800m	1600m	1400m	1200m	1000m	800m	600m	400m	200m		
Section Times	2:16.56 [6] (0:12.21)	2:04.35 [1] (0:12.01)	1:52.34 [2] (0:11.99)	1:40.35 [2] (0:12.81)	1:27.54 [4] (0:12.85)	1:14.69 [3] (0:12.86)	1:01.83 [3] (0:12.57)	0:49.26 [2] (0:12.06)	0:37.20 [2] (0:12.10)	0:25.10 [2] (0:12.40)	0:12.70 [3] (0:12.70)		
Average Speed [km/h]	44.3	59.9	59.2	56.2	56.6	56.0	57.1	59.9	59.3	58.1	56.6		
Top Speed [km/h]	60.5	61.0	60.4	59.2	59.0	57.2	58.3	60.7	60.6	59.0	58.9		
Avg. Dist. to Rail [m]	1.7	2.6	2.8	0.3	1.3	0.9	0.3	0.5	0.5	0.2	0.3		
Avg. Stride Freq. [Hz]	2.2	2.3	2.2	2.1	2.2	2.1	2.2	2.2	2.3	2.3	2.2		
Avg. Stride Length [m]	5.8	7.3	7.5	7.3	7.3	7.3	7.2	7.4	7.2	7.2	7.0		



[] Ranking at each section and finish
- - - - - No data available at this section
NA No data available



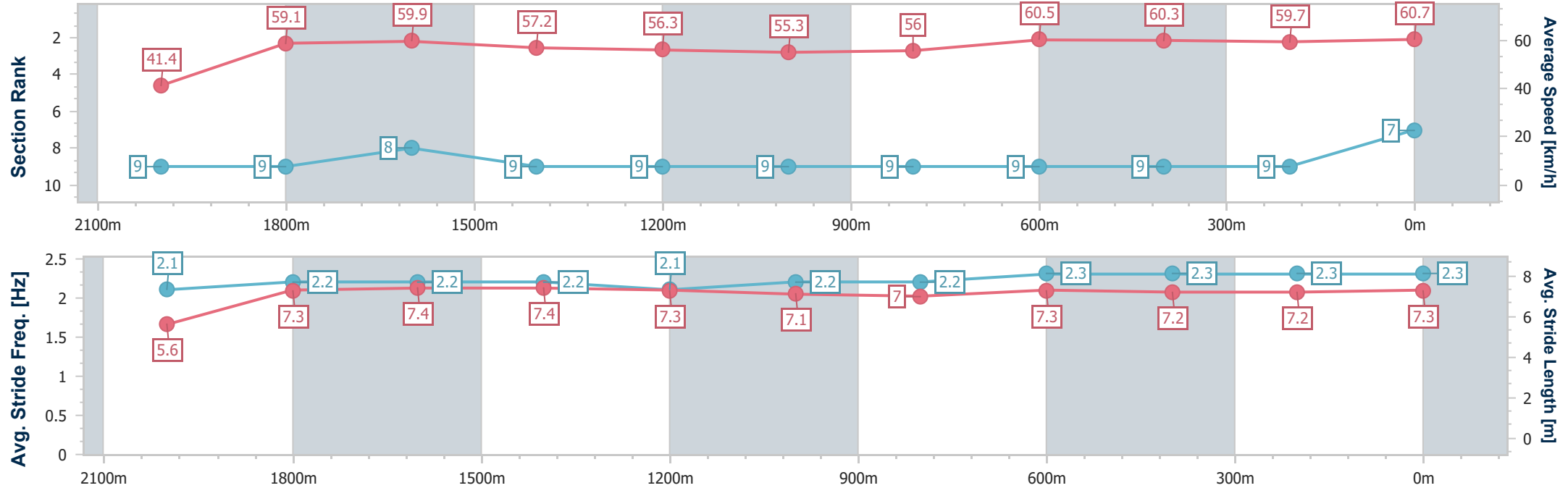
Horse/Jockey Name	Revelaide
Final Rank	7
Fastest Section Time (Section)	0:11.87 (200m)
Top Speed [km/h] (Section)	61.9 (800m)
Race State	Finished



ToowoombaProfessional
Race 4: AUSTMIX AUSTRALIA BENCHMARK 60 Handicap - 2150m
22 November 2025 - 19:12
Track Rating: Good 4, Weather: Fine, Rail Position: +3m Entire Course



Section	Overall	2000m	1800m	1600m	1400m	1200m	1000m	800m	600m	400m	200m		
Section Times	2:16.82 [7] (0:13.01)	2:03.81 [9] (0:12.17)	1:51.64 [9] (0:11.90)	1:39.74 [8] (0:12.62)	1:27.12 [9] (0:12.96)	1:14.16 [9] (0:13.05)	1:01.11 [9] (0:13.00)	0:48.11 [9] (0:11.95)	0:36.16 [9] (0:12.16)	0:24.00 [9] (0:12.13)	0:11.87 [9] (0:11.87)		
Average Speed [km/h]	41.4	59.1	59.9	57.2	56.3	55.3	56.0	60.5	60.3	59.7	60.7		
Top Speed [km/h]	57.9	59.8	60.9	59.5	57.7	56.5	58.6	61.9	61.7	60.5	61.5		
Avg. Dist. to Rail [m]	1.3	1.8	1.9	0.8	2.3	3.6	2.9	2.8	3.2	1.9	3.6		
Avg. Stride Freq. [Hz]	2.1	2.2	2.2	2.2	2.1	2.2	2.2	2.3	2.3	2.3	2.3		
Avg. Stride Length [m]	5.6	7.3	7.4	7.4	7.3	7.1	7.0	7.3	7.2	7.2	7.3		





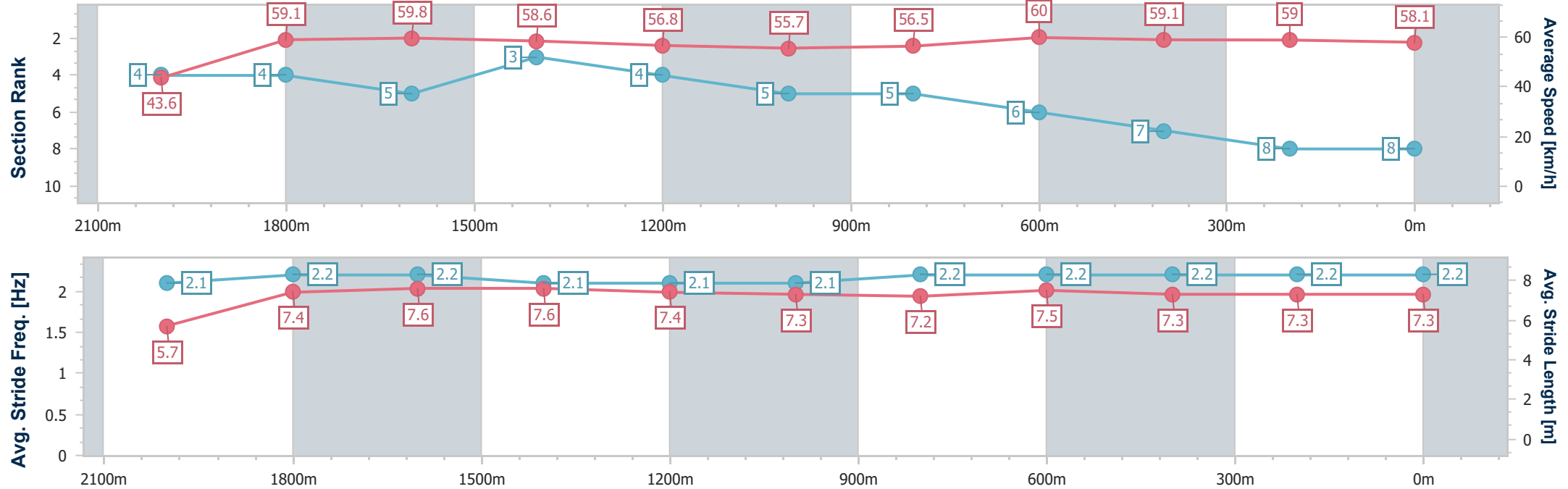
Horse/Jockey Name	Flying Rothe
Final Rank	8
Fastest Section Time (Section)	0:12.01 (1800m)
Top Speed [km/h] (Section)	60.9 (1800m)
Race State	Finished



ToowoombaProfessional
Race 4: AUSTMIX AUSTRALIA BENCHMARK 60 Handicap - 2150m
22 November 2025 - 19:12
Track Rating: Good 4, Weather: Fine, Rail Position: +3m Entire Course



Section	Overall	2000m	1800m	1600m	1400m	1200m	1000m	800m	600m	400m	200m		
Section Times	2:16.92 [8] (0:12.44)	2:04.48 [4] (0:12.15)	1:52.33 [4] (0:12.01)	1:40.32 [5] (0:12.39)	1:27.93 [3] (0:12.94)	1:14.99 [4] (0:13.00)	1:01.99 [5] (0:12.92)	0:49.07 [5] (0:12.12)	0:36.95 [6] (0:12.27)	0:24.68 [7] (0:12.30)	0:12.38 [8] (0:12.38)		
Average Speed [km/h]	43.6	59.1	59.8	58.6	56.8	55.7	56.5	60.0	59.1	59.0	58.1		
Top Speed [km/h]	60.5	60.1	60.9	60.4	58.0	57.7	59.0	60.8	60.4	59.6	59.4		
Avg. Dist. to Rail [m]	4.6	0.4	0.9	2.6	3.9	4.0	3.5	3.2	1.5	2.7	2.3		
Avg. Stride Freq. [Hz]	2.1	2.2	2.2	2.1	2.1	2.1	2.2	2.2	2.2	2.2	2.2		
Avg. Stride Length [m]	5.7	7.4	7.6	7.6	7.4	7.3	7.2	7.5	7.3	7.3	7.3		





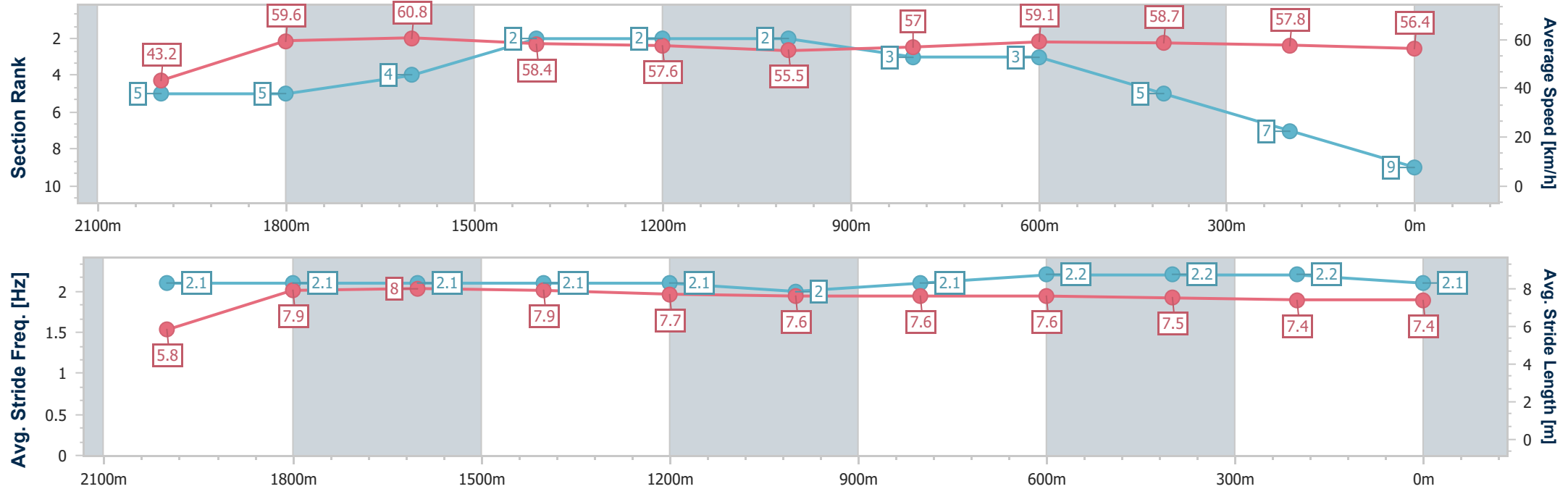
Horse/Jockey Name	Flash Prince
Final Rank	9
Fastest Section Time (Section)	0:11.90 (1800m)
Top Speed [km/h] (Section)	61.6 (1800m)
Race State	Finished



ToowoombaProfessional
Race 4: AUSTMIX AUSTRALIA BENCHMARK 60 Handicap - 2150m
22 November 2025 - 19:12
Track Rating: Good 4, Weather: Fine, Rail Position: +3m Entire Course



Section	Overall	2000m	1800m	1600m	1400m	1200m	1000m	800m	600m	400m	200m		
Section Times	2:17.32 [9] (0:12.58)	2:04.74 [5] (0:12.04)	1:52.70 [5] (0:11.90)	1:40.80 [4] (0:12.40)	1:28.40 [2] (0:12.75)	1:15.65 [2] (0:13.03)	1:02.62 [2] (0:12.77)	0:49.85 [3] (0:12.20)	0:37.65 [3] (0:12.38)	0:25.27 [5] (0:12.47)	0:12.80 [7] (0:12.80)		
Average Speed [km/h]	43.2	59.6	60.8	58.4	57.6	55.5	57.0	59.1	58.7	57.8	56.4		
Top Speed [km/h]	59.0	60.6	61.6	60.2	58.9	56.2	58.5	60.0	59.7	58.7	57.7		
Avg. Dist. to Rail [m]	5.8	0.6	0.5	2.1	3.7	3.5	2.3	2.1	1.5	1.0	0.8		
Avg. Stride Freq. [Hz]	2.1	2.1	2.1	2.1	2.1	2.0	2.1	2.2	2.2	2.2	2.1		
Avg. Stride Length [m]	5.8	7.9	8.0	7.9	7.7	7.6	7.6	7.6	7.5	7.4	7.4		





Toowoomba Professional
Race 5: THE V.J. BUTLER MEMORIAL QTIS Three-Year-Old
BENCHMARK 60 Handicap - 1050m
22 November 2025 - 19:52



Track Rating: Good 4, Weather: Fine, Rail Position: +3m Entire Course

Section						Overall	1000m	800m	600m	400m	200m	Last 600m	
Field Times						1:02.36 (0:05.15)	0:57.21 (0:11.04)	0:46.17 (0:11.21)	0:34.96 (0:11.52)	0:23.44 (0:11.53)	0:11.91 (0:11.91)	0:34.96	
Rank	TAB	Horse/Jockey	Barrier	Top Speed [km/h]	Fastest Section							Margin	Distance Travelled [m]
1	5	SEAMS LOGICAL	2	67.6	0:05.24	1:02.36 [1]	0:57.12 [4]	0:45.93 [2]	0:34.72 [3]	0:23.31 [2]	0:11.76 [2]	1:02.36	0:34.72
		Les Tilley		1000m	Overall	(0:05.24)	(0:11.19)	(0:11.21)	(0:11.41)	(0:11.55)	(0:11.76)		
2	7	KING OF GERALDINE	7	70.6	0:05.22	1:02.37 [2]	0:57.15 [2]	0:46.18 [1]	0:34.97 [1]	0:23.45 [1]	0:11.92 [1]	0.05L	0:34.97 -4
		Chloe Lowe		1000m	Overall	(0:05.22)	(0:10.97)	(0:11.21)	(0:11.52)	(0:11.53)	(0:11.92)		
3	1	SAXOBUSHI	8	67.7	0:05.24	1:02.66 [3]	0:57.42 [5]	0:45.79 [8]	0:34.53 [8]	0:23.04 [6]	0:11.62 [5]	1.73L	0:34.53 +6
		Sean Cormack		1000m	Overall	(0:05.24)	(0:11.63)	(0:11.26)	(0:11.49)	(0:11.42)	(0:11.62)		
4	3	WANTED HILLBILLY	9	66.2	0:05.32	1:02.67 [4]	0:57.35 [7]	0:45.63 [9]	0:34.42 [9]	0:22.86 [8]	0:11.50 [7]	1.84L	0:34.42 +2
		Jake Molloy		1000m	Overall	(0:05.32)	(0:11.72)	(0:11.21)	(0:11.56)	(0:11.36)	(0:11.50)		
5	11	OH PRETTY EMMA	1	67.1	0:05.22	1:02.84 [5]	0:57.62 [3]	0:46.10 [6]	0:34.83 [5]	0:23.30 [5]	0:11.75 [6]	2.78L	0:34.83 -3
		Hannah Richardson		800m	Overall	(0:05.22)	(0:11.52)	(0:11.27)	(0:11.53)	(0:11.55)	(0:11.75)		
6	8	OVER DRAFT	6	68.0	0:05.39	1:03.16 [6]	0:57.77 [8]	0:46.58 [4]	0:35.36 [4]	0:23.85 [4]	0:12.13 [4]	4.69L	0:35.36 -1
		Kelsey Lenton		1000m	Overall	(0:05.39)	(0:11.19)	(0:11.22)	(0:11.51)	(0:11.72)	(0:12.13)		
7	9	SPIRITOTHEWORLD	4	66.6	0:05.30	1:03.44 [7]	0:58.14 [6]	0:46.64 [7]	0:35.36 [7]	0:23.77 [7]	0:12.06 [8]	6.36L	0:35.36 -1
		Kenji Yoshida		1000m	Overall	(0:05.30)	(0:11.50)	(0:11.28)	(0:11.59)	(0:11.71)	(0:12.06)		
8	4	EINSTAG	3	68.5	0:05.50	1:03.47 [8]	0:57.97 [9]	0:46.93 [3]	0:35.97 [2]	0:24.40 [3]	0:12.48 [3]	6.51L	0:35.97 -7
		Chelsea Baker		800m	Overall	(0:05.50)	(0:11.04)	(0:10.96)	(0:11.57)	(0:11.92)	(0:12.48)		
9	10	PROFITS PRAYER	5	66.7	0:05.15	1:05.70 [9]	1:00.55 [1]	0:48.97 [5]	0:37.67 [6]	0:25.82 [9]	0:13.37 [9]	19.61L	0:37.67 +4
		Brooke Stower		800m	Overall	(0:05.15)	(0:11.58)	(0:11.30)	(0:11.85)	(0:12.45)	(0:13.37)		

Scratched: Brave Jet (#6), Bluish Hue (#2)



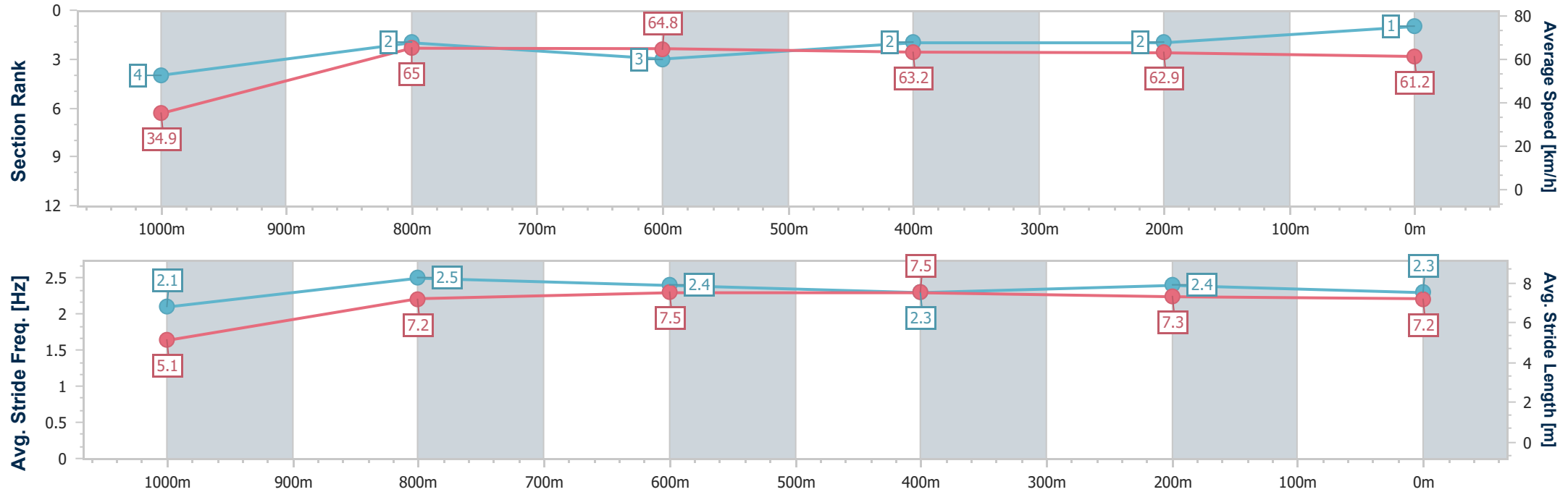
Horse/Jockey Name	Seams Logical
Final Rank	1
Fastest Section Time (Section)	0:05.24 (Overall)
Top Speed [km/h] (Section)	67.6 (1000m)
Race State	Finished



ToowoombaProfessional
Race 5: THE V.J. BUTLER MEMORIAL QTIS Three-Year-Old
BENCHMARK 60 Handicap - 1050m
22 November 2025 - 19:52
Track Rating: Good 4, Weather: Fine, Rail Position: +3m Entire
Course



Section	Overall	1000m	800m	600m	400m	200m								
Section Times	1:02.36 [1] (0:05.24)	0:57.12 [4] (0:11.19)	0:45.93 [2] (0:11.21)	0:34.72 [3] (0:11.41)	0:23.31 [2] (0:11.55)	0:11.76 [2] (0:11.76)								
Average Speed [km/h]	34.9	65.0	64.8	63.2	62.9	61.2								
Top Speed [km/h]	55.5	67.6	67.6	64.1	63.9	63.4								
Avg. Dist. to Rail [m]	20.6	5.3	1.3	0.7	2.2	3.2								
Avg. Stride Freq. [Hz]	2.1	2.5	2.4	2.3	2.4	2.3								
Avg. Stride Length [m]	5.1	7.2	7.5	7.5	7.3	7.2								



[] Ranking at each section and finish
-.-.- No data available at this section
NA No data available



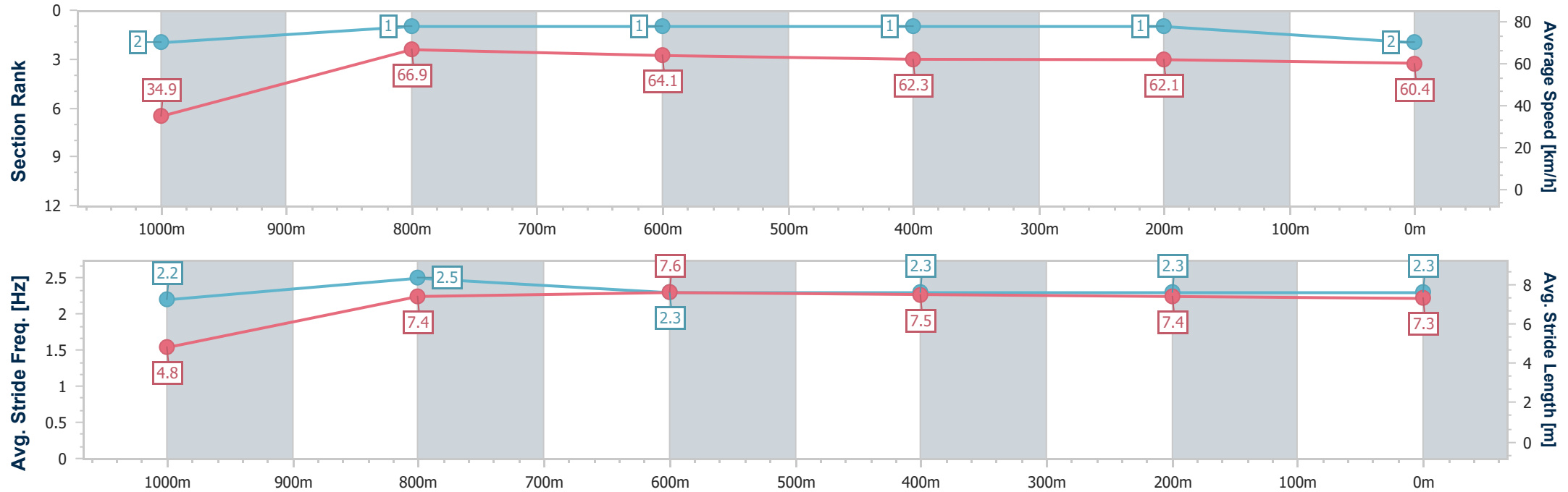
Horse/Jockey Name	King Of Geraldine
Final Rank	2
Fastest Section Time (Section)	0:05.22 (Overall)
Top Speed [km/h] (Section)	70.6 (1000m)
Race State	Finished



ToowoombaProfessional
Race 5: THE V.J. BUTLER MEMORIAL QTIS Three-Year-Old
BENCHMARK 60 Handicap - 1050m
22 November 2025 - 19:52
Track Rating: Good 4, Weather: Fine, Rail Position: +3m Entire
Course



Section	Overall	1000m	800m	600m	400m	200m								
Section Times	1:02.37 [2] (0:05.22)	0:57.15 [2] (0:10.97)	0:46.18 [1] (0:11.21)	0:34.97 [1] (0:11.52)	0:23.45 [1] (0:11.53)	0:11.92 [1] (0:11.92)								
Average Speed [km/h]	34.9	66.9	64.1	62.3	62.1	60.4								
Top Speed [km/h]	57.9	70.6	68.9	63.0	62.7	62.5								
Avg. Dist. to Rail [m]	25.3	7.1	0.7	0.8	0.7	0.3								
Avg. Stride Freq. [Hz]	2.2	2.5	2.3	2.3	2.3	2.3								
Avg. Stride Length [m]	4.8	7.4	7.6	7.5	7.4	7.3								



[] Ranking at each section and finish
-.-.- No data available at this section
NA No data available



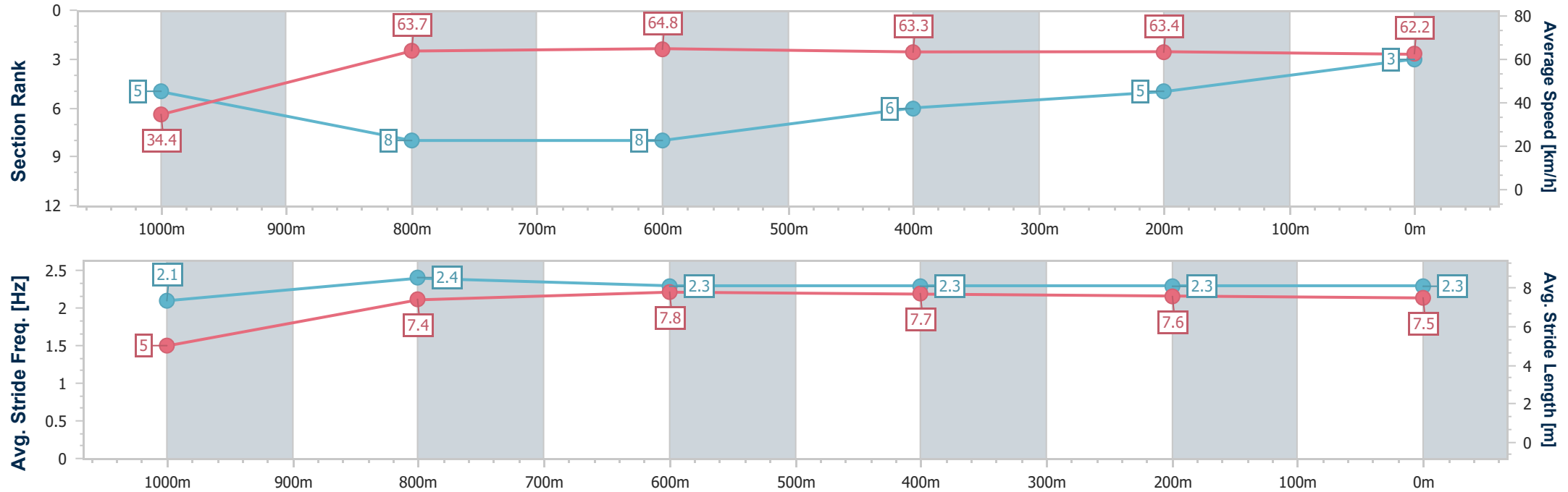
Horse/Jockey Name	Saxobushi
Final Rank	3
Fastest Section Time (Section)	0:05.24 (Overall)
Top Speed [km/h] (Section)	67.7 (1000m)
Race State	Finished



ToowoombaProfessional
Race 5: THE V.J. BUTLER MEMORIAL QTIS Three-Year-Old
BENCHMARK 60 Handicap - 1050m
22 November 2025 - 19:52
Track Rating: Good 4, Weather: Fine, Rail Position: +3m Entire
Course



Section	Overall	1000m	800m	600m	400m	200m								
Section Times	1:02.66 [3] (0:05.24)	0:57.42 [5] (0:11.63)	0:45.79 [8] (0:11.26)	0:34.53 [8] (0:11.49)	0:23.04 [6] (0:11.42)	0:11.62 [5] (0:11.62)								
Average Speed [km/h]	34.4	63.7	64.8	63.3	63.4	62.2								
Top Speed [km/h]	52.7	67.7	67.3	64.5	64.7	63.2								
Avg. Dist. to Rail [m]	26.5	8.7	3.5	2.1	1.9	1.7								
Avg. Stride Freq. [Hz]	2.1	2.4	2.3	2.3	2.3	2.3								
Avg. Stride Length [m]	5.0	7.4	7.8	7.7	7.6	7.5								



[] Ranking at each section and finish
-.-.- No data available at this section
NA No data available



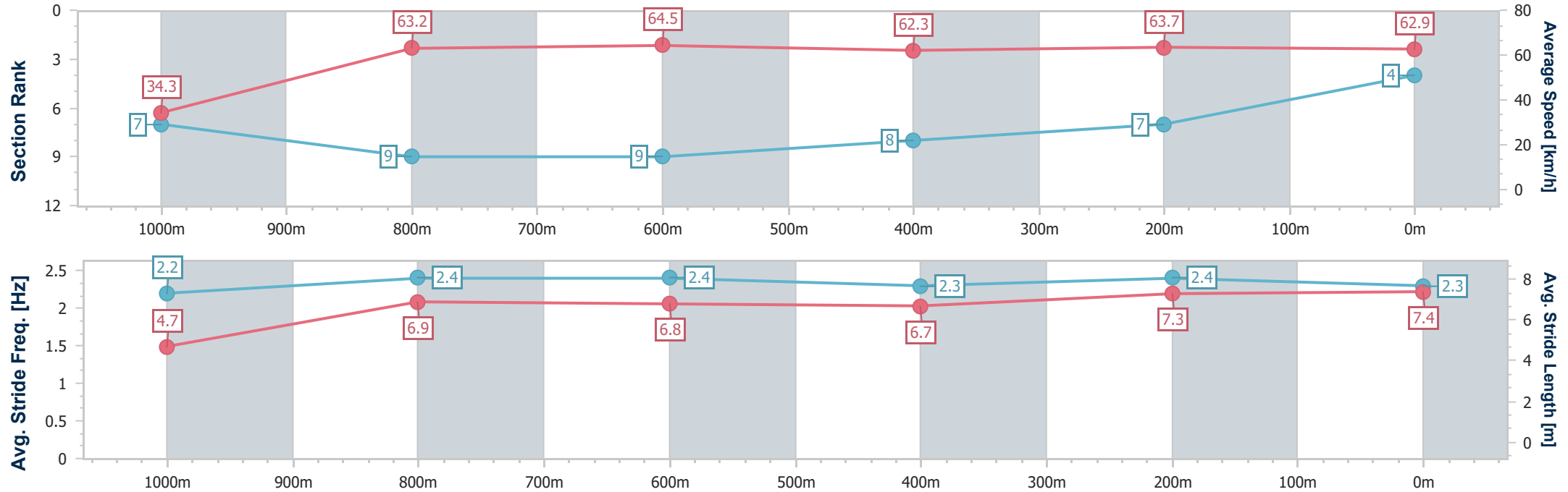
Horse/Jockey Name	Wanted Hillbilly
Final Rank	4
Fastest Section Time (Section)	0:05.32 (Overall)
Top Speed [km/h] (Section)	66.2 (1000m)
Race State	Finished



ToowoombaProfessional
Race 5: THE V.J. BUTLER MEMORIAL QTIS Three-Year-Old
BENCHMARK 60 Handicap - 1050m
22 November 2025 - 19:52
Track Rating: Good 4, Weather: Fine, Rail Position: +3m Entire
Course



Section	Overall	1000m	800m	600m	400m	200m								
Section Times	1:02.67 [4] (0:05.32)	0:57.35 [7] (0:11.72)	0:45.63 [9] (0:11.21)	0:34.42 [9] (0:11.56)	0:22.86 [8] (0:11.36)	0:11.50 [7] (0:11.50)								
Average Speed [km/h]	34.3	63.2	64.5	62.3	63.7	62.9								
Top Speed [km/h]	52.5	66.2	65.8	63.2	64.9	63.1								
Avg. Dist. to Rail [m]	26.6	8.6	1.5	0.3	2.4	5.6								
Avg. Stride Freq. [Hz]	2.2	2.4	2.4	2.3	2.4	2.3								
Avg. Stride Length [m]	4.7	6.9	6.8	6.7	7.3	7.4								





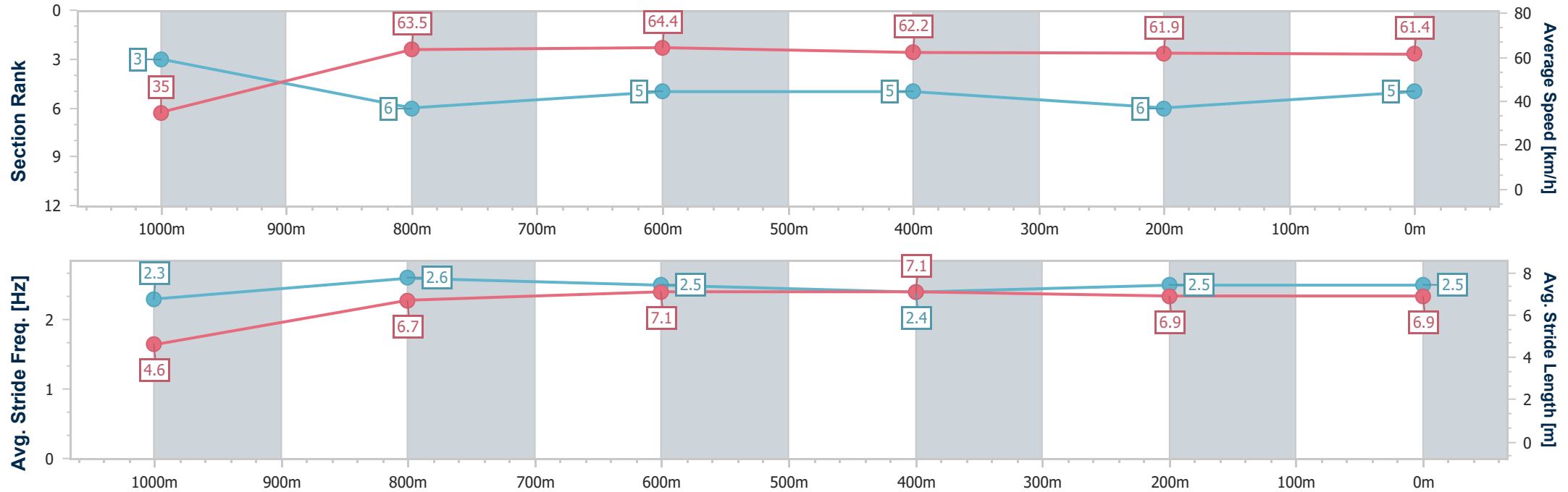
Horse/Jockey Name	Oh Pretty Emma
Final Rank	5
Fastest Section Time (Section)	0:05.22 (Overall)
Top Speed [km/h] (Section)	67.1 (800m)
Race State	Finished



ToowoombaProfessional
Race 5: THE V.J. BUTLER MEMORIAL QTIS Three-Year-Old
BENCHMARK 60 Handicap - 1050m
22 November 2025 - 19:52
Track Rating: Good 4, Weather: Fine, Rail Position: +3m Entire
Course



Section	Overall	1000m	800m	600m	400m	200m							
Section Times	1:02.84 [5] (0:05.22)	0:57.62 [3] (0:11.52)	0:46.10 [6] (0:11.27)	0:34.83 [5] (0:11.53)	0:23.30 [5] (0:11.55)	0:11.75 [6] (0:11.75)							
Average Speed [km/h]	35.0	63.5	64.4	62.2	61.9	61.4							
Top Speed [km/h]	55.2	67.1	67.1	63.2	62.8	62.3							
Avg. Dist. to Rail [m]	19.7	5.5	1.6	0.5	1.6	2.6							
Avg. Stride Freq. [Hz]	2.3	2.6	2.5	2.4	2.5	2.5							
Avg. Stride Length [m]	4.6	6.7	7.1	7.1	6.9	6.9							



- [] Ranking at each section and finish
- .-.- No data available at this section
- NA No data available



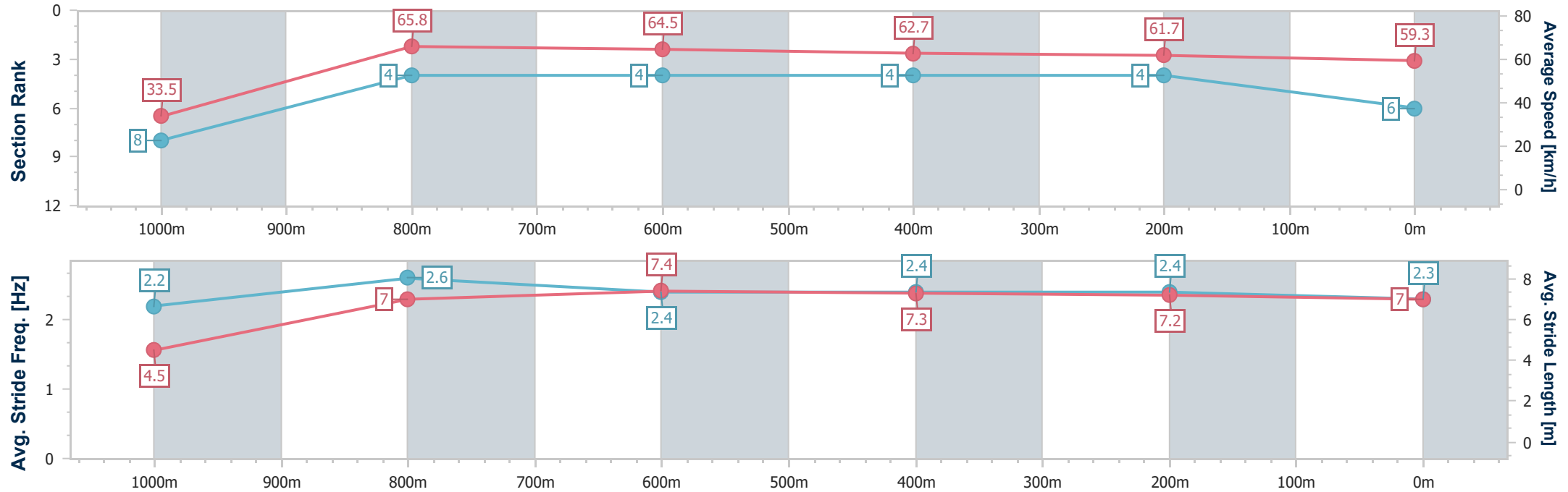
Horse/Jockey Name	Over Draft
Final Rank	6
Fastest Section Time (Section)	0:05.39 (Overall)
Top Speed [km/h] (Section)	68.0 (1000m)
Race State	Finished



ToowoombaProfessional
Race 5: THE V.J. BUTLER MEMORIAL QTIS Three-Year-Old
BENCHMARK 60 Handicap - 1050m
22 November 2025 - 19:52
Track Rating: Good 4, Weather: Fine, Rail Position: +3m Entire
Course



Section	Overall	1000m	800m	600m	400m	200m							
Section Times	1:03.16 [6] (0:05.39)	0:57.77 [8] (0:11.19)	0:46.58 [4] (0:11.22)	0:35.36 [4] (0:11.51)	0:23.85 [4] (0:11.72)	0:12.13 [4] (0:12.13)							
Average Speed [km/h]	33.5	65.8	64.5	62.7	61.7	59.3							
Top Speed [km/h]	57.1	68.0	67.3	63.6	63.7	60.6							
Avg. Dist. to Rail [m]	25.3	7.5	1.1	0.5	0.8	1.3							
Avg. Stride Freq. [Hz]	2.2	2.6	2.4	2.4	2.4	2.3							
Avg. Stride Length [m]	4.5	7.0	7.4	7.3	7.2	7.0							



[] Ranking at each section and finish
-.-.- No data available at this section
NA No data available



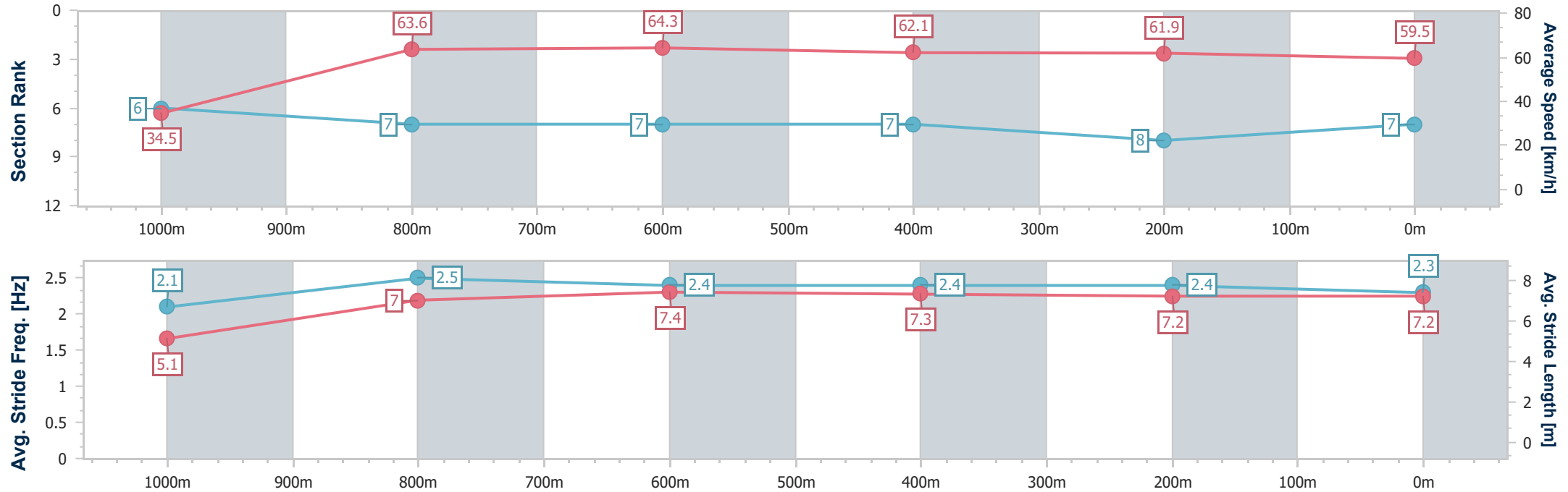
Horse/Jockey Name	Spiritoftheworld
Final Rank	7
Fastest Section Time (Section)	0:05.30 (Overall)
Top Speed [km/h] (Section)	66.6 (1000m)
Race State	Finished



ToowoombaProfessional
Race 5: THE V.J. BUTLER MEMORIAL QTIS Three-Year-Old
BENCHMARK 60 Handicap - 1050m
22 November 2025 - 19:52
Track Rating: Good 4, Weather: Fine, Rail Position: +3m Entire
Course



Section	Overall	1000m	800m	600m	400m	200m							
Section Times	1:03.44 [7] (0:05.30)	0:58.14 [6] (0:11.50)	0:46.64 [7] (0:11.28)	0:35.36 [7] (0:11.59)	0:23.77 [7] (0:11.71)	0:12.06 [8] (0:12.06)							
Average Speed [km/h]	34.5	63.6	64.3	62.1	61.9	59.5							
Top Speed [km/h]	55.6	66.6	65.0	63.5	63.1	62.8							
Avg. Dist. to Rail [m]	22.5	6.4	1.3	0.5	1.2	1.6							
Avg. Stride Freq. [Hz]	2.1	2.5	2.4	2.4	2.4	2.3							
Avg. Stride Length [m]	5.1	7.0	7.4	7.3	7.2	7.2							



[] Ranking at each section and finish
-.-.- No data available at this section
NA No data available



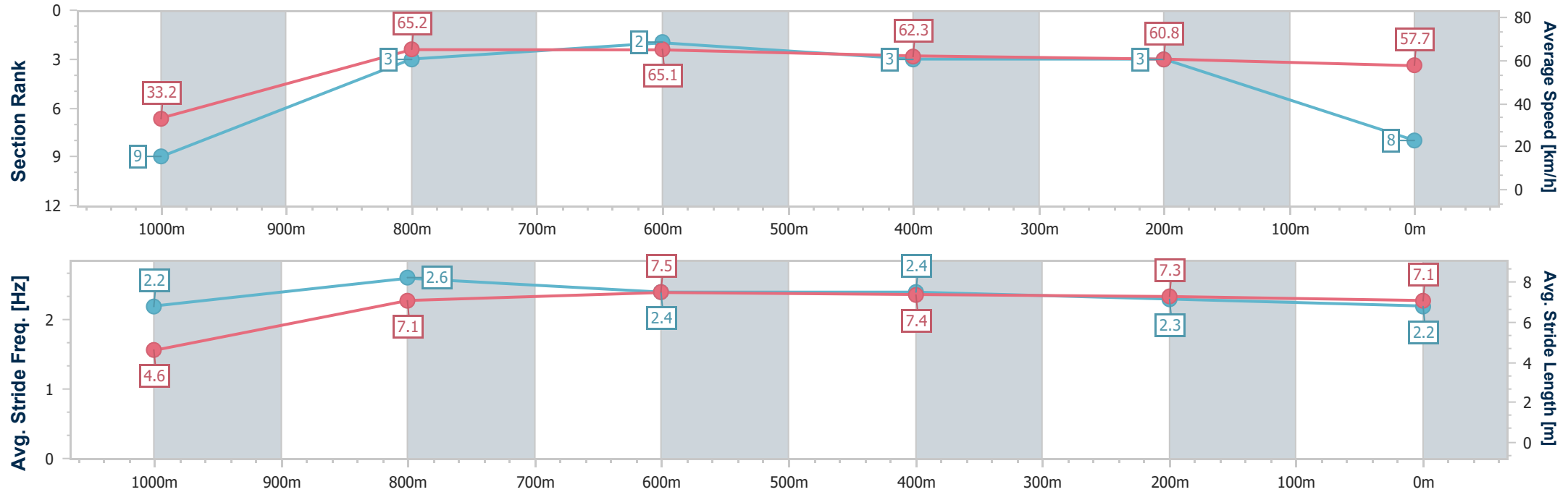
Horse/Jockey Name	Einstag
Final Rank	8
Fastest Section Time (Section)	0:05.50 (Overall)
Top Speed [km/h] (Section)	68.5 (800m)
Race State	Finished



ToowoombaProfessional
Race 5: THE V.J. BUTLER MEMORIAL QTIS Three-Year-Old
BENCHMARK 60 Handicap - 1050m
22 November 2025 - 19:52
Track Rating: Good 4, Weather: Fine, Rail Position: +3m Entire
Course



Section	Overall	1000m	800m	600m	400m	200m							
Section Times	1:03.47 [8] (0:05.50)	0:57.97 [9] (0:11.04)	0:46.93 [3] (0:10.96)	0:35.97 [2] (0:11.57)	0:24.40 [3] (0:11.92)	0:12.48 [3] (0:12.48)							
Average Speed [km/h]	33.2	65.2	65.1	62.3	60.8	57.7							
Top Speed [km/h]	57.9	68.2	68.5	63.6	61.5	60.2							
Avg. Dist. to Rail [m]	18.2	4.0	1.7	0.4	1.7	2.4							
Avg. Stride Freq. [Hz]	2.2	2.6	2.4	2.4	2.3	2.2							
Avg. Stride Length [m]	4.6	7.1	7.5	7.4	7.3	7.1							





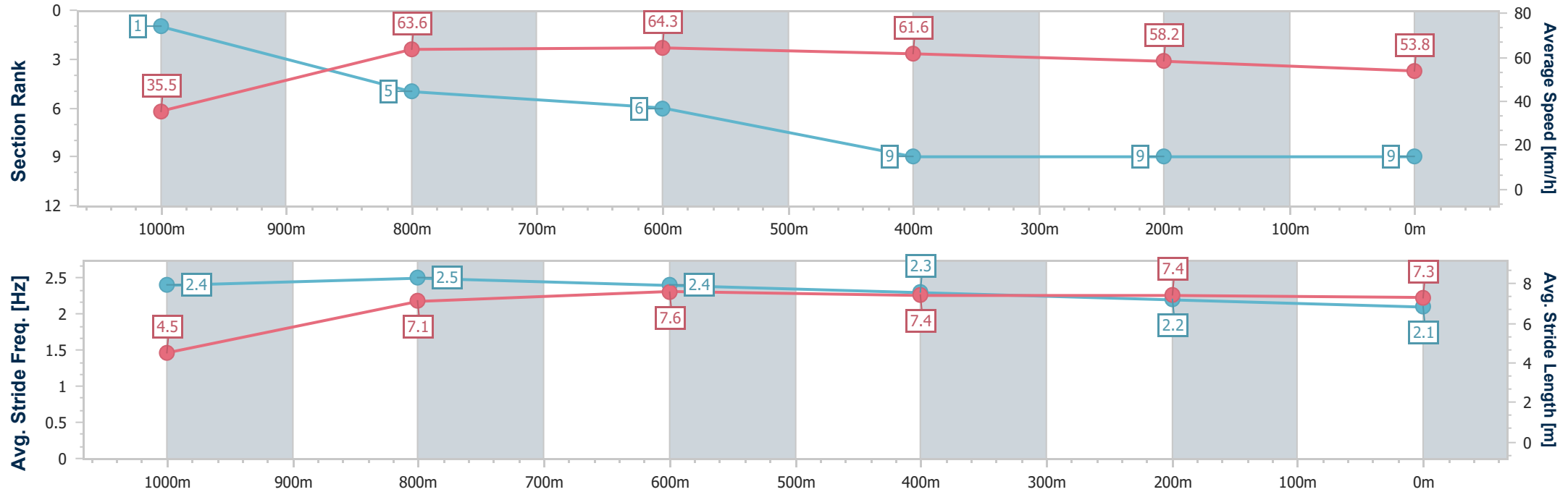
Horse/Jockey Name	Profits Prayer
Final Rank	9
Fastest Section Time (Section)	0:05.15 (Overall)
Top Speed [km/h] (Section)	66.7 (800m)
Race State	Finished



ToowoombaProfessional
Race 5: THE V.J. BUTLER MEMORIAL QTIS Three-Year-Old
BENCHMARK 60 Handicap - 1050m
22 November 2025 - 19:52
Track Rating: Good 4, Weather: Fine, Rail Position: +3m Entire
Course



Section	Overall	1000m	800m	600m	400m	200m							
Section Times	1:05.70 [9] (0:05.15)	1:00.55 [1] (0:11.58)	0:48.97 [5] (0:11.30)	0:37.67 [6] (0:11.85)	0:25.82 [9] (0:12.45)	0:13.37 [9] (0:13.37)							
Average Speed [km/h]	35.5	63.6	64.3	61.6	58.2	53.8							
Top Speed [km/h]	56.3	65.4	66.7	63.3	60.1	55.6							
Avg. Dist. to Rail [m]	22.6	7.3	3.1	2.2	1.7	1.3							
Avg. Stride Freq. [Hz]	2.4	2.5	2.4	2.3	2.2	2.1							
Avg. Stride Length [m]	4.5	7.1	7.6	7.4	7.4	7.3							





Toowoomba Professional
Race 6: MARY BUTLER Maiden Handicap - 1200m
22 November 2025 - 20:28



Track Rating: Good 4, Weather: Fine, Rail Position: +3m Entire Course

Section		Overall				1000m	800m	600m	400m	200m	Last 600m		
Field Times		1:12.95 (0:13.83)				0:59.12 (0:11.18)	0:47.94 (0:11.69)	0:36.25 (0:11.98)	0:24.27 (0:11.83)	0:12.44 (0:12.44)	0:36.25		
Rank	TAB	Horse/Jockey	Barrier	Top Speed [km/h]	Fastest Section							Margin	Distance Travelled [m]
1	15	UPSTART LOVER	13	67.2	0:11.18	1:12.95 [1]	0:59.12 [1]	0:47.94 [1]	0:36.25 [1]	0:24.27 [1]	0:12.44 [1]	1:12.95	0:36.25
		Olivia Kendal		Overall	1000m	(0:13.83)	(0:11.18)	(0:11.69)	(0:11.98)	(0:11.83)	(0:12.44)		
2	14	STROMBOLI DELIGHT	11	69.3	0:11.46	1:13.15 [2]	0:59.05 [3]	0:47.59 [3]	0:35.92 [3]	0:23.95 [2]	0:11.81 [2]	1.17L	0:35.92 +10
		Les Tilley		200m	1000m	(0:14.10)	(0:11.46)	(0:11.67)	(0:11.97)	(0:12.14)	(0:11.81)		
3	17	VICTORY MELODY	6	64.5	0:11.47	1:13.88 [3]	0:59.61 [4]	0:48.14 [4]	0:36.41 [4]	0:24.46 [4]	0:12.47 [3]	5.47L	0:36.41 +5
		Karl Zechner		Overall	1000m	(0:14.27)	(0:11.47)	(0:11.73)	(0:11.95)	(0:11.99)	(0:12.47)		
4	12	CHOCECLAIR	12	66.1	0:11.43	1:13.99 [4]	0:59.05 [10]	0:47.62 [9]	0:36.08 [7]	0:24.35 [5]	0:12.49 [4]	6.13L	0:36.08 +7
		Hannah Richardson		1000m	1000m	(0:14.94)	(0:11.43)	(0:11.54)	(0:11.73)	(0:11.86)	(0:12.49)		
5	13	MISS CHAMONIX	5	64.4	0:11.59	1:14.45 [5]	0:59.65 [8]	0:48.06 [10]	0:36.31 [9]	0:24.25 [8]	0:12.19 [6]	8.79L	0:36.31 +6
		Chelsea Baker		Overall	1000m	(0:14.80)	(0:11.59)	(0:11.75)	(0:12.06)	(0:12.06)	(0:12.19)		
6	1	BON ICHI	7	65.6	0:11.51	1:14.53 [6]	0:59.44 [12]	0:47.93 [11]	0:36.14 [11]	0:23.89 [12]	0:11.75 [12]	9.29L	0:36.14 -1
		Chloe Lowe		1000m	1000m	(0:15.09)	(0:11.51)	(0:11.79)	(0:12.25)	(0:12.14)	(0:11.75)		
7	7	STARTLING CAT	3	67.7	0:11.32	1:14.57 [7]	1:00.50 [2]	0:49.18 [2]	0:37.34 [2]	0:25.22 [3]	0:12.75 [5]	9.54L	0:37.34 +2
		Paul Randall		Overall	1000m	(0:14.07)	(0:11.32)	(0:11.84)	(0:12.12)	(0:12.47)	(0:12.75)		
8	11	GAELIC SPIRIT	4	64.3	0:11.51	1:14.79 [8]	0:59.99 [9]	0:48.48 [8]	0:36.61 [10]	0:24.30 [10]	0:12.27 [9]	10.79L	0:36.61 +1
		Brooke Stower		1000m	1000m	(0:14.80)	(0:11.51)	(0:11.87)	(0:12.31)	(0:12.03)	(0:12.27)		
9	3	XTRAVAGANT FRIEND	10	67.0	0:11.48	1:15.07 [9]	1:00.49 [7]	0:49.01 [6]	0:37.23 [6]	0:24.99 [7]	0:12.58 [8]	12.45L	0:37.23 +4
		Kenji Yoshida		Overall	1000m	(0:14.58)	(0:11.48)	(0:11.78)	(0:12.24)	(0:12.41)	(0:12.58)		
10	9	LOVE TO BE PROUD	9	65.3	0:11.65	1:15.07 [10]	1:00.03 [11]	0:48.38 [12]	0:36.64 [12]	0:24.59 [9]	0:12.46 [11]	12.46L	0:36.64 +5
		Montanna Savva		Overall	1000m	(0:15.04)	(0:11.65)	(0:11.74)	(0:12.05)	(0:12.13)	(0:12.46)		

Scratched: Fyansford Flyer (#10), Attack Force (#6), Red Cape (#2), Amazara (#5), Lope By Night (#8)

Report Created: Sat 22 November 2025 21:09 GMT (Note: Timing is based on position data)

Page 1/15

[] Ranking at each section and finish
-:-:- No data available at this section
NA No data available

SCN Saddle cloth number
DNF Did not finish
DNT Did not track

data processed by  TRIPLESDATA



Toowoomba Professional
Race 6: MARY BUTLER Maiden Handicap - 1200m
22 November 2025 - 20:28



Track Rating: Good 4, Weather: Fine, Rail Position: +3m Entire Course

Section					Overall	1000m	800m	600m	400m	200m	Last 600m			
Field Times					1:12.95 (0:13.83)	0:59.12 (0:11.18)	0:47.94 (0:11.69)	0:36.25 (0:11.98)	0:24.27 (0:11.83)	0:12.44 (0:12.44)	0:36.25			
Rank	TAB	Horse/Jockey	Barrier	Top Speed [km/h]	Fastest Section						Margin	Distance Travelled [m]		
11	4	SYMPHONION	2	64.7	0:11.60	1:15.40 [11]	1:00.88 [6]	0:49.28 [7]	0:37.35 [8]	0:24.90 [11]	0:12.84 [10]	14.38L	0:37.35	+3
		Jake Molloy		Overall	1000m	(0:14.52)	(0:11.60)	(0:11.93)	(0:12.45)	(0:12.06)	(0:12.84)			
12	16	MRS KAJUDO	1	65.7	0:11.42	1:15.55 [12]	1:01.20 [5]	0:49.78 [5]	0:38.05 [5]	0:25.82 [6]	0:13.22 [7]	15.27L	0:38.05	+0
		Stacey Callow		1000m	1000m	(0:14.35)	(0:11.42)	(0:11.73)	(0:12.23)	(0:12.60)	(0:13.22)			
13	18	DEFYING	8	65.5	0:11.15	1:15.67 [13]	0:58.87 [13]	0:47.70 [13]	0:36.55 [13]	0:24.82 [13]	0:12.76 [13]	15.97L	0:36.55	+2
		Kelsey Lenton		Overall	800m	(0:16.80)	(0:11.17)	(0:11.15)	(0:11.73)	(0:12.06)	(0:12.76)			

Scratched: Fyansford Flyer (#10), Attack Force (#6), Red Cape (#2), Amazara (#5), Lope By Night (#8)



Horse/Jockey Name	Upstart Lover
Final Rank	1
Fastest Section Time (Section)	0:11.18 (1000m)
Top Speed [km/h] (Section)	67.2 (Overall)
Race State	Finished



ToowoombaProfessional

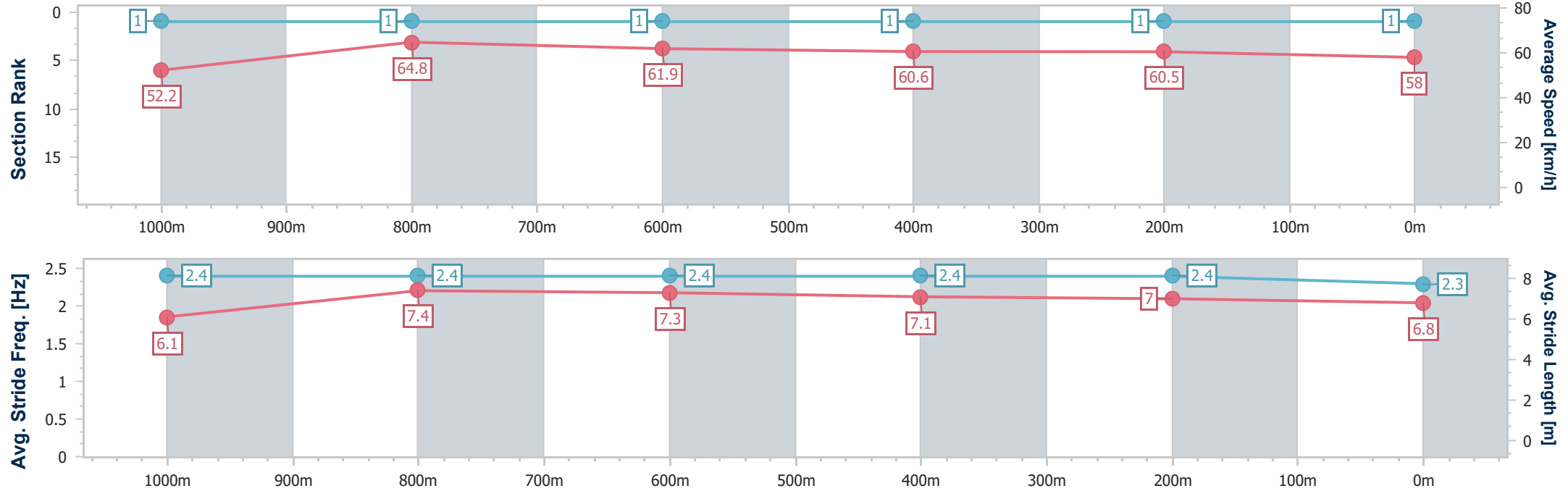
Race 6: MARY BUTLER Maiden Handicap - 1200m

22 November 2025 - 20:28

Track Rating: Good 4, Weather: Fine, Rail Position: +3m Entire Course



Section	Overall	1000m	800m	600m	400m	200m								
Section Times	1:12.95 [1] (0:13.83)	0:59.12 [1] (0:11.18)	0:47.94 [1] (0:11.69)	0:36.25 [1] (0:11.98)	0:24.27 [1] (0:11.83)	0:12.44 [1] (0:12.44)								
Average Speed [km/h]	52.2	64.8	61.9	60.6	60.5	58.0								
Top Speed [km/h]	67.2	67.1	63.7	61.5	61.8	59.8								
Avg. Dist. to Rail [m]	9.1	2.2	2.1	1.0	0.8	1.9								
Avg. Stride Freq. [Hz]	2.4	2.4	2.4	2.4	2.4	2.3								
Avg. Stride Length [m]	6.1	7.4	7.3	7.1	7.0	6.8								





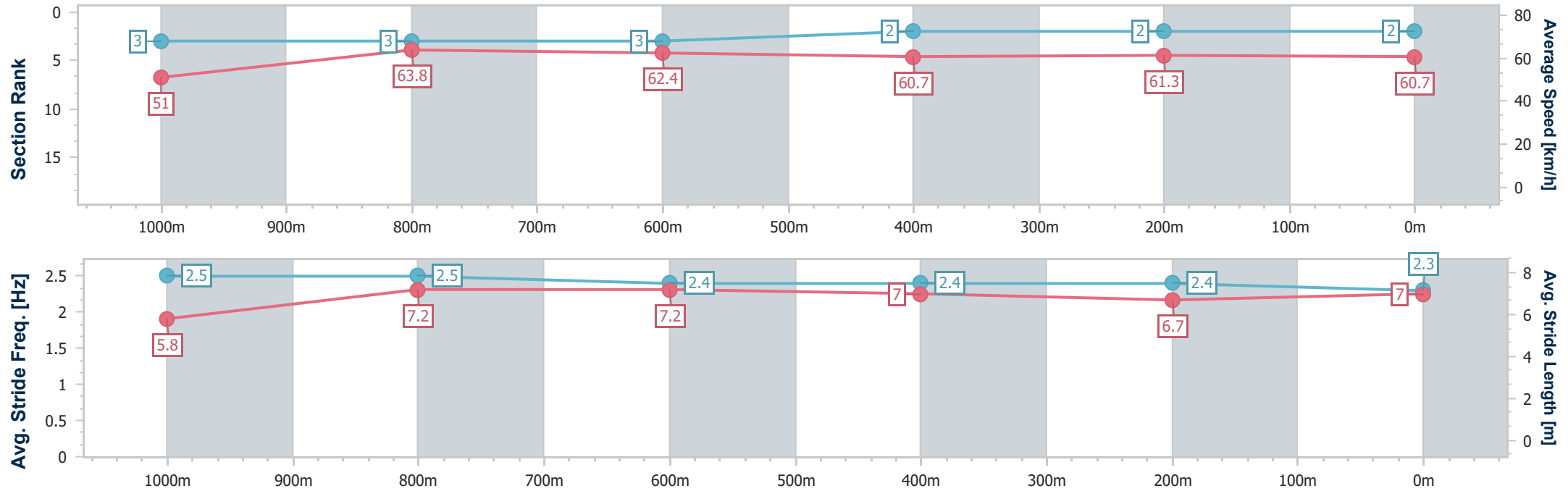
Horse/Jockey Name	Stromboli Delight
Final Rank	2
Fastest Section Time (Section)	0:11.46 (1000m)
Top Speed [km/h] (Section)	69.3 (200m)
Race State	Finished



ToowoombaProfessional
Race 6: MARY BUTLER Maiden Handicap - 1200m
22 November 2025 - 20:28
Track Rating: Good 4, Weather: Fine, Rail Position: +3m Entire Course



Section	Overall	1000m	800m	600m	400m	200m							
Section Times	1:13.15 [2] (0:14.10)	0:59.05 [3] (0:11.46)	0:47.59 [3] (0:11.67)	0:35.92 [3] (0:11.97)	0:23.95 [2] (0:12.14)	0:11.81 [2] (0:11.81)							
Average Speed [km/h]	51.0	63.8	62.4	60.7	61.3	60.7							
Top Speed [km/h]	67.7	67.3	64.1	62.1	65.7	69.3							
Avg. Dist. to Rail [m]	8.9	3.4	3.3	2.3	2.7	5.2							
Avg. Stride Freq. [Hz]	2.5	2.5	2.4	2.4	2.4	2.3							
Avg. Stride Length [m]	5.8	7.2	7.2	7.0	6.7	7.0							



- [] Ranking at each section and finish
- .-.- No data available at this section
- NA No data available



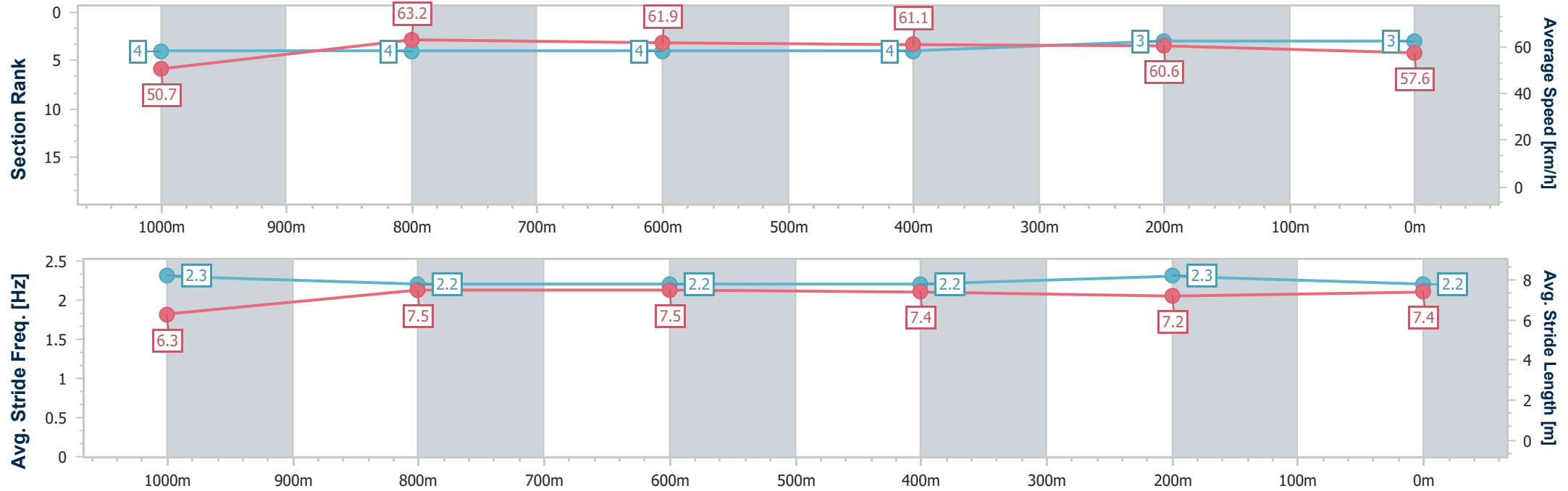
Horse/Jockey Name	Victory Melody
Final Rank	3
Fastest Section Time (Section)	0:11.47 (1000m)
Top Speed [km/h] (Section)	64.5 (Overall)
Race State	Finished



ToowoombaProfessional
Race 6: MARY BUTLER Maiden Handicap - 1200m
22 November 2025 - 20:28
Track Rating: Good 4, Weather: Fine, Rail Position: +3m Entire Course



Section	Overall	1000m	800m	600m	400m	200m							
Section Times	1:13.88 [3] (0:14.27)	0:59.61 [4] (0:11.47)	0:48.14 [4] (0:11.73)	0:36.41 [4] (0:11.95)	0:24.46 [4] (0:11.99)	0:12.47 [3] (0:12.47)							
Average Speed [km/h]	50.7	63.2	61.9	61.1	60.6	57.6							
Top Speed [km/h]	64.5	64.2	63.2	61.4	61.4	59.6							
Avg. Dist. to Rail [m]	5.3	2.4	3.0	2.6	2.6	2.9							
Avg. Stride Freq. [Hz]	2.3	2.2	2.2	2.2	2.3	2.2							
Avg. Stride Length [m]	6.3	7.5	7.5	7.4	7.2	7.4							





Horse/Jockey Name	Choceclair
Final Rank	4
Fastest Section Time (Section)	0:11.43 (1000m)
Top Speed [km/h] (Section)	66.1 (1000m)
Race State	Finished



ToowoombaProfessional

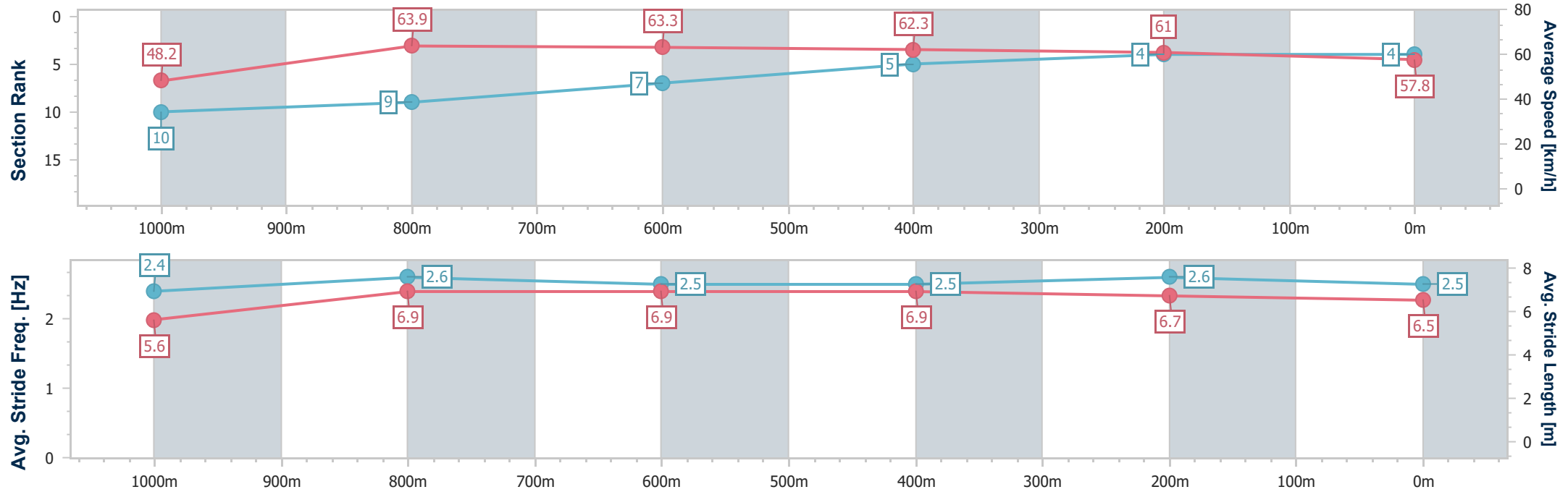
Race 6: MARY BUTLER Maiden Handicap - 1200m

22 November 2025 - 20:28

Track Rating: Good 4, Weather: Fine, Rail Position: +3m Entire Course



Section	Overall	1000m	800m	600m	400m	200m							
Section Times	1:13.99 [4] (0:14.94)	0:59.05 [10] (0:11.43)	0:47.62 [9] (0:11.54)	0:36.08 [7] (0:11.73)	0:24.35 [5] (0:11.86)	0:12.49 [4] (0:12.49)							
Average Speed [km/h]	48.2	63.9	63.3	62.3	61.0	57.8							
Top Speed [km/h]	65.7	66.1	64.4	64.0	62.6	59.0							
Avg. Dist. to Rail [m]	7.7	4.1	3.3	2.9	2.4	3.3							
Avg. Stride Freq. [Hz]	2.4	2.6	2.5	2.5	2.6	2.5							
Avg. Stride Length [m]	5.6	6.9	6.9	6.9	6.7	6.5							



- [] Ranking at each section and finish
- .-.- No data available at this section
- NA No data available



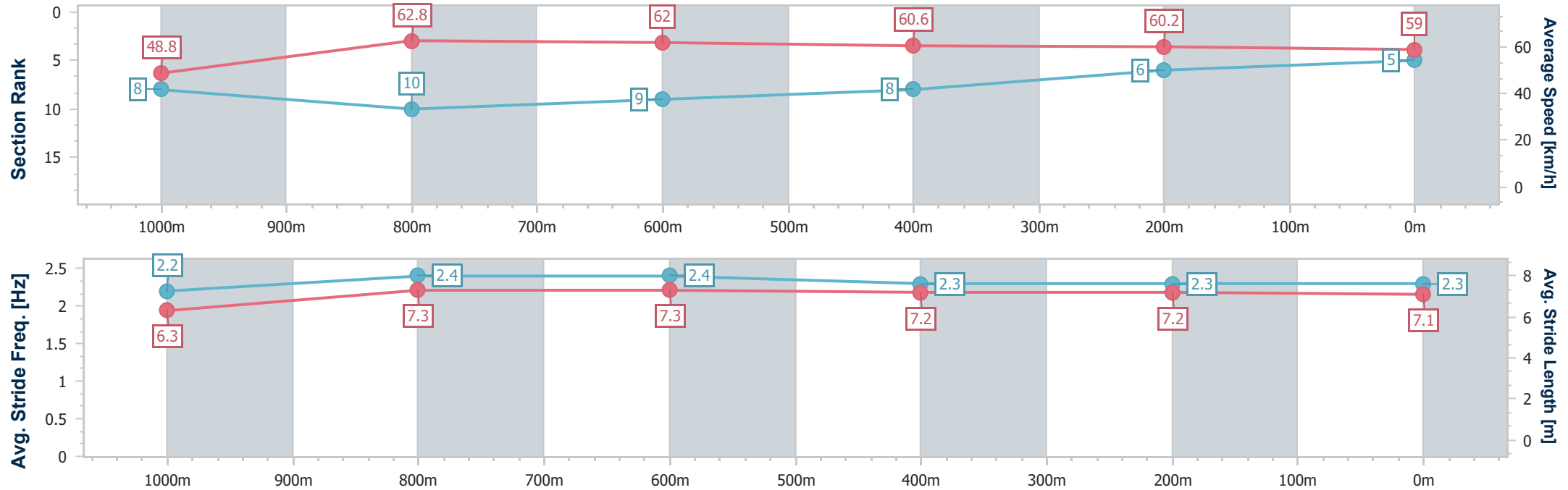
Horse/Jockey Name	Miss Chamonix
Final Rank	5
Fastest Section Time (Section)	0:11.59 (1000m)
Top Speed [km/h] (Section)	64.4 (Overall)
Race State	Finished



ToowoombaProfessional
Race 6: MARY BUTLER Maiden Handicap - 1200m
22 November 2025 - 20:28
Track Rating: Good 4, Weather: Fine, Rail Position: +3m Entire Course



Section	Overall	1000m	800m	600m	400m	200m							
Section Times	1:14.45 [5] (0:14.80)	0:59.65 [8] (0:11.59)	0:48.06 [10] (0:11.75)	0:36.31 [9] (0:12.06)	0:24.25 [8] (0:12.06)	0:12.19 [6] (0:12.19)							
Average Speed [km/h]	48.8	62.8	62.0	60.6	60.2	59.0							
Top Speed [km/h]	64.4	64.2	63.1	62.6	61.9	59.6							
Avg. Dist. to Rail [m]	6.9	3.8	3.2	2.1	3.0	2.3							
Avg. Stride Freq. [Hz]	2.2	2.4	2.4	2.3	2.3	2.3							
Avg. Stride Length [m]	6.3	7.3	7.3	7.2	7.2	7.1							





Horse/Jockey Name	Bon Ichi
Final Rank	6
Fastest Section Time (Section)	0:11.51 (1000m)
Top Speed [km/h] (Section)	65.6 (1000m)
Race State	Finished



ToowoombaProfessional

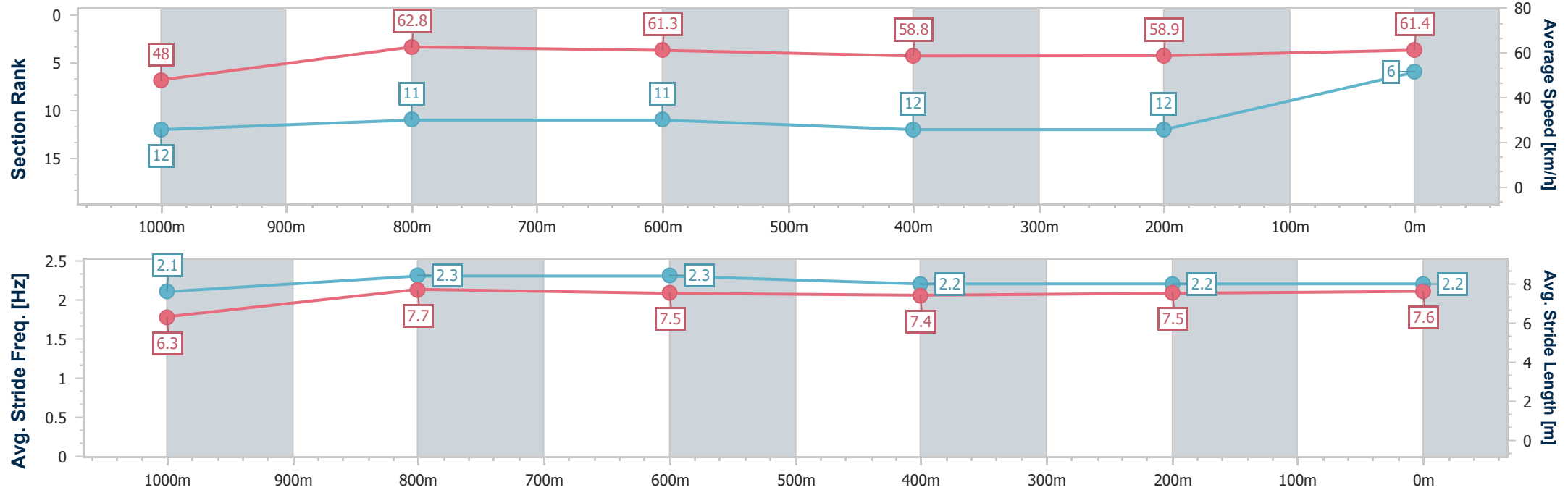
Race 6: MARY BUTLER Maiden Handicap - 1200m

22 November 2025 - 20:28

Track Rating: Good 4, Weather: Fine, Rail Position: +3m Entire Course



Section	Overall	1000m	800m	600m	400m	200m							
Section Times	1:14.53 [6] (0:15.09)	0:59.44 [12] (0:11.51)	0:47.93 [11] (0:11.79)	0:36.14 [11] (0:12.25)	0:23.89 [12] (0:12.14)	0:11.75 [12] (0:11.75)							
Average Speed [km/h]	48.0	62.8	61.3	58.8	58.9	61.4							
Top Speed [km/h]	65.0	65.6	62.8	60.9	59.9	62.4							
Avg. Dist. to Rail [m]	6.1	1.2	1.6	0.7	1.8	1.8							
Avg. Stride Freq. [Hz]	2.1	2.3	2.3	2.2	2.2	2.2							
Avg. Stride Length [m]	6.3	7.7	7.5	7.4	7.5	7.6							



- [] Ranking at each section and finish
- .-.- No data available at this section
- NA No data available



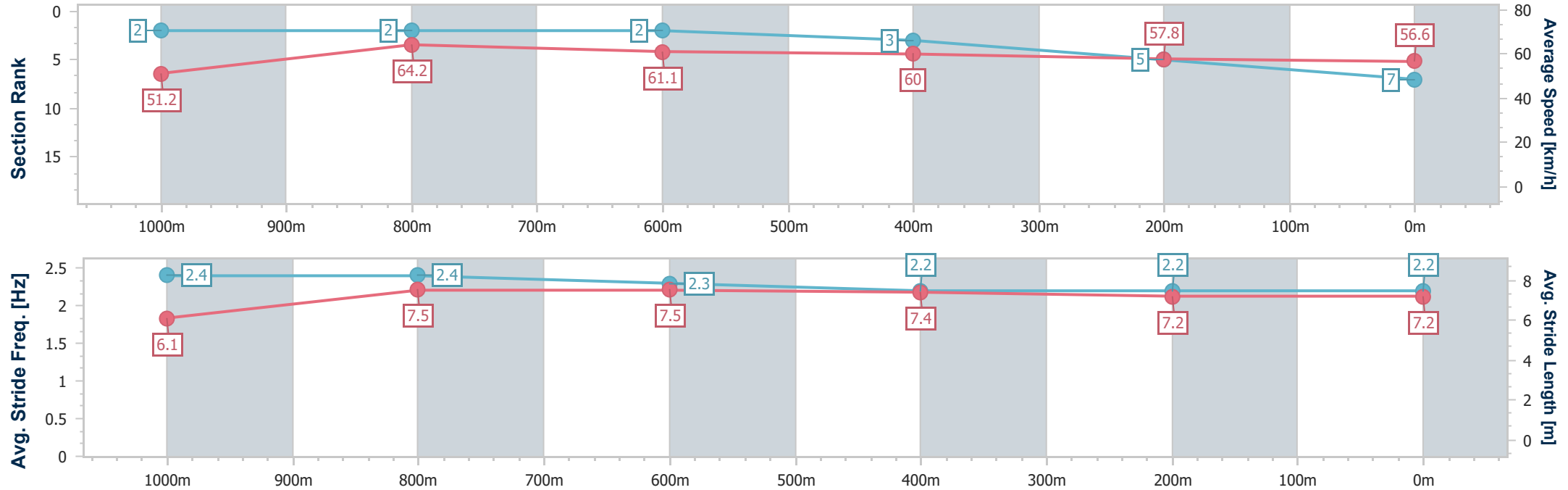
Horse/Jockey Name	Startling Cat
Final Rank	7
Fastest Section Time (Section)	0:11.32 (1000m)
Top Speed [km/h] (Section)	67.7 (Overall)
Race State	Finished



ToowoombaProfessional
Race 6: MARY BUTLER Maiden Handicap - 1200m
22 November 2025 - 20:28
Track Rating: Good 4, Weather: Fine, Rail Position: +3m Entire Course



Section	Overall	1000m	800m	600m	400m	200m								
Section Times	1:14.57 [7] (0:14.07)	1:00.50 [2] (0:11.32)	0:49.18 [2] (0:11.84)	0:37.34 [2] (0:12.12)	0:25.22 [3] (0:12.47)	0:12.75 [5] (0:12.75)								
Average Speed [km/h]	51.2	64.2	61.1	60.0	57.8	56.6								
Top Speed [km/h]	67.7	67.4	62.6	61.0	59.5	57.4								
Avg. Dist. to Rail [m]	4.5	2.0	2.4	1.4	0.4	0.9								
Avg. Stride Freq. [Hz]	2.4	2.4	2.3	2.2	2.2	2.2								
Avg. Stride Length [m]	6.1	7.5	7.5	7.4	7.2	7.2								





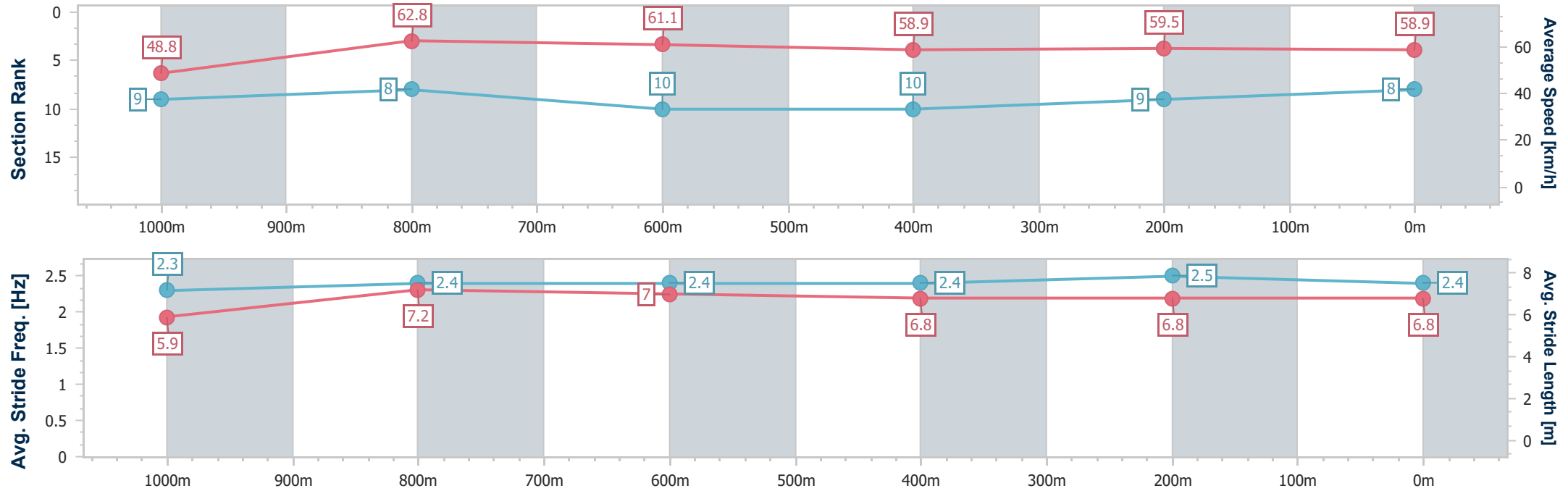
Horse/Jockey Name	Gaelic Spirit
Final Rank	8
Fastest Section Time (Section)	0:11.51 (1000m)
Top Speed [km/h] (Section)	64.3 (1000m)
Race State	Finished



ToowoombaProfessional
Race 6: MARY BUTLER Maiden Handicap - 1200m
22 November 2025 - 20:28
Track Rating: Good 4, Weather: Fine, Rail Position: +3m Entire Course



Section	Overall	1000m	800m	600m	400m	200m							
Section Times	1:14.79 [8] (0:14.80)	0:59.99 [9] (0:11.51)	0:48.48 [8] (0:11.87)	0:36.61 [10] (0:12.31)	0:24.30 [10] (0:12.03)	0:12.27 [9] (0:12.27)							
Average Speed [km/h]	48.8	62.8	61.1	58.9	59.5	58.9							
Top Speed [km/h]	64.2	64.3	63.8	60.5	61.3	60.7							
Avg. Dist. to Rail [m]	6.3	2.5	2.1	1.0	0.8	0.7							
Avg. Stride Freq. [Hz]	2.3	2.4	2.4	2.4	2.5	2.4							
Avg. Stride Length [m]	5.9	7.2	7.0	6.8	6.8	6.8							





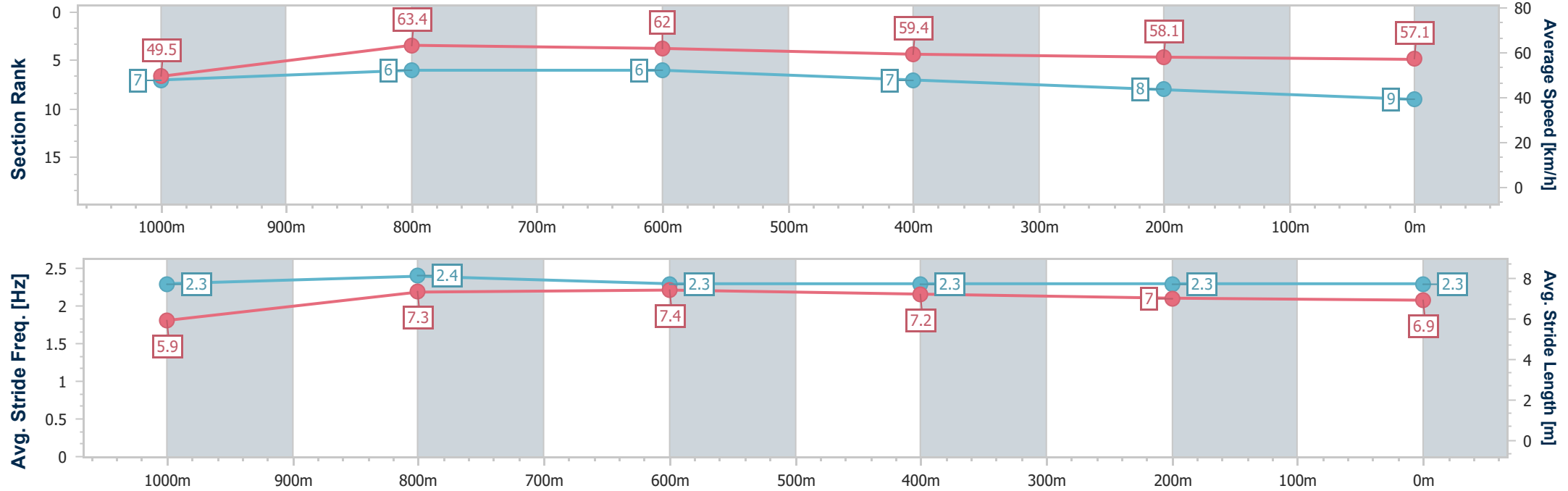
Horse/Jockey Name	Xtravagant Friend
Final Rank	9
Fastest Section Time (Section)	0:11.48 (1000m)
Top Speed [km/h] (Section)	67.0 (Overall)
Race State	Finished



ToowoombaProfessional
Race 6: MARY BUTLER Maiden Handicap - 1200m
22 November 2025 - 20:28
Track Rating: Good 4, Weather: Fine, Rail Position: +3m Entire Course



Section	Overall	1000m	800m	600m	400m	200m							
Section Times	1:15.07 [9] (0:14.58)	1:00.49 [7] (0:11.48)	0:49.01 [6] (0:11.78)	0:37.23 [6] (0:12.24)	0:24.99 [7] (0:12.41)	0:12.58 [8] (0:12.58)							
Average Speed [km/h]	49.5	63.4	62.0	59.4	58.1	57.1							
Top Speed [km/h]	67.0	66.4	62.7	61.9	59.2	57.8							
Avg. Dist. to Rail [m]	8.1	3.2	3.4	2.5	0.3	1.1							
Avg. Stride Freq. [Hz]	2.3	2.4	2.3	2.3	2.3	2.3							
Avg. Stride Length [m]	5.9	7.3	7.4	7.2	7.0	6.9							





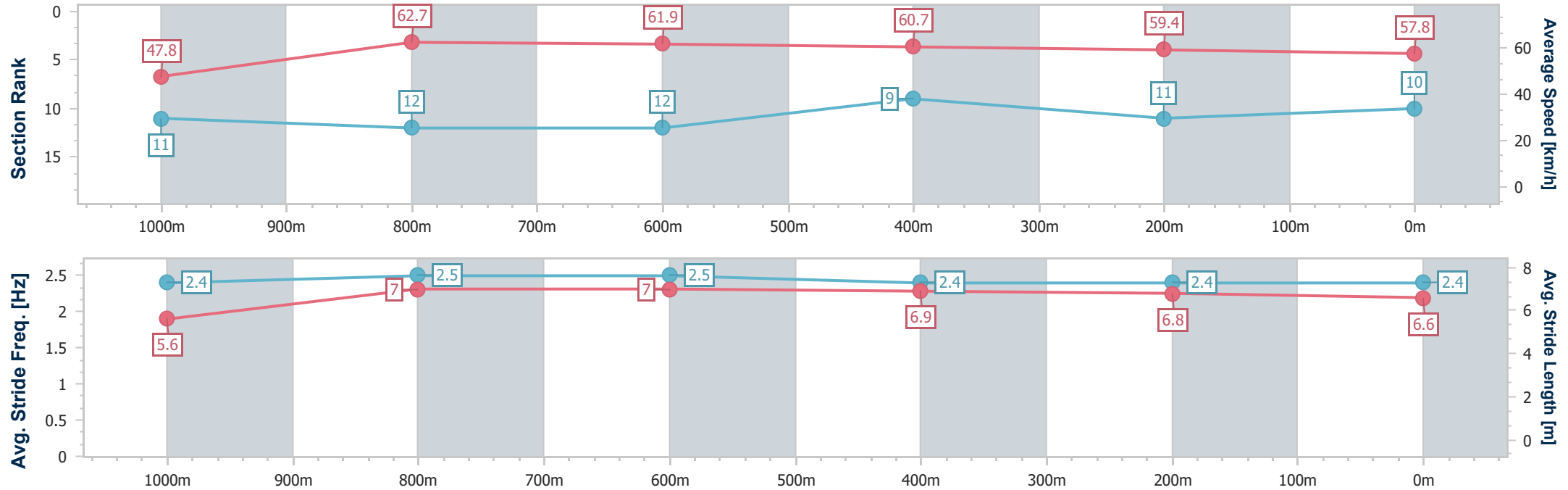
Horse/Jockey Name	Love To Be Proud
Final Rank	10
Fastest Section Time (Section)	0:11.65 (1000m)
Top Speed [km/h] (Section)	65.3 (Overall)
Race State	Finished



ToowoombaProfessional
Race 6: MARY BUTLER Maiden Handicap - 1200m
22 November 2025 - 20:28
Track Rating: Good 4, Weather: Fine, Rail Position: +3m Entire Course



Section	Overall	1000m	800m	600m	400m	200m							
Section Times	1:15.07 [10] (0:15.04)	1:00.03 [11] (0:11.65)	0:48.38 [12] (0:11.74)	0:36.64 [12] (0:12.05)	0:24.59 [9] (0:12.13)	0:12.46 [11] (0:12.46)							
Average Speed [km/h]	47.8	62.7	61.9	60.7	59.4	57.8							
Top Speed [km/h]	65.3	64.8	63.7	61.8	61.4	58.7							
Avg. Dist. to Rail [m]	6.8	3.4	2.7	2.7	1.8	4.5							
Avg. Stride Freq. [Hz]	2.4	2.5	2.5	2.4	2.4	2.4							
Avg. Stride Length [m]	5.6	7.0	7.0	6.9	6.8	6.6							





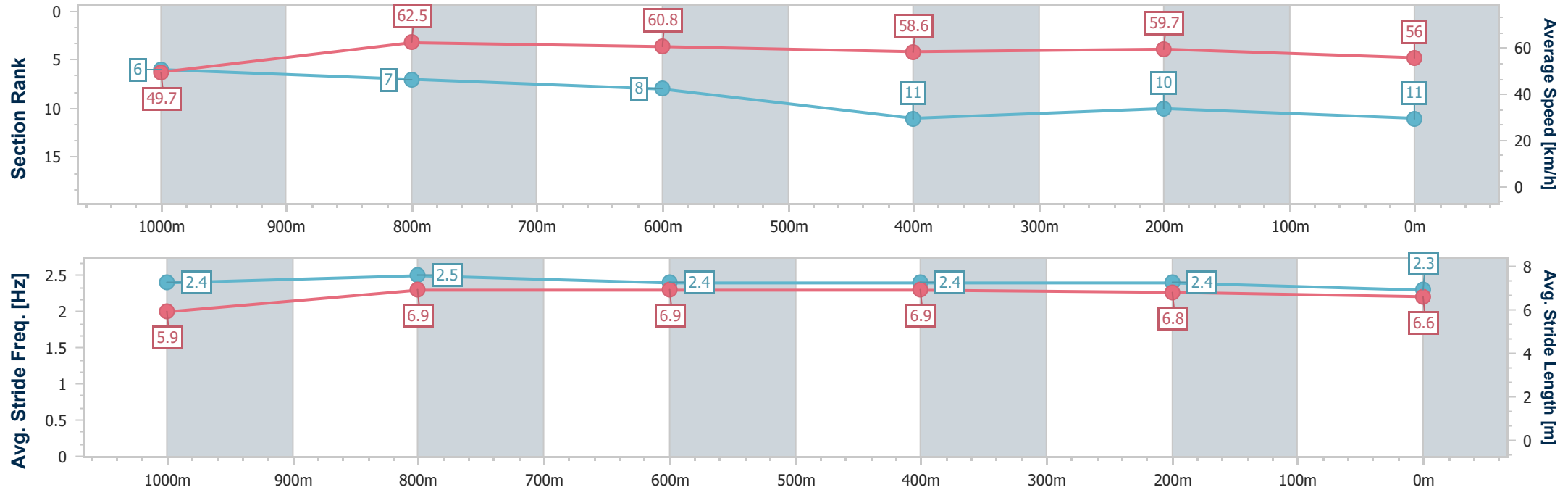
Horse/Jockey Name	Symphonion
Final Rank	11
Fastest Section Time (Section)	0:11.60 (1000m)
Top Speed [km/h] (Section)	64.7 (Overall)
Race State	Finished



ToowoombaProfessional
Race 6: MARY BUTLER Maiden Handicap - 1200m
22 November 2025 - 20:28
Track Rating: Good 4, Weather: Fine, Rail Position: +3m Entire Course



Section	Overall	1000m	800m	600m	400m	200m							
Section Times	1:15.40 [11] (0:14.52)	1:00.88 [6] (0:11.60)	0:49.28 [7] (0:11.93)	0:37.35 [8] (0:12.45)	0:24.90 [11] (0:12.06)	0:12.84 [10] (0:12.84)							
Average Speed [km/h]	49.7	62.5	60.8	58.6	59.7	56.0							
Top Speed [km/h]	64.7	64.6	63.0	60.1	61.8	57.7							
Avg. Dist. to Rail [m]	4.3	2.7	2.0	1.9	0.4	1.0							
Avg. Stride Freq. [Hz]	2.4	2.5	2.4	2.4	2.4	2.3							
Avg. Stride Length [m]	5.9	6.9	6.9	6.9	6.8	6.6							





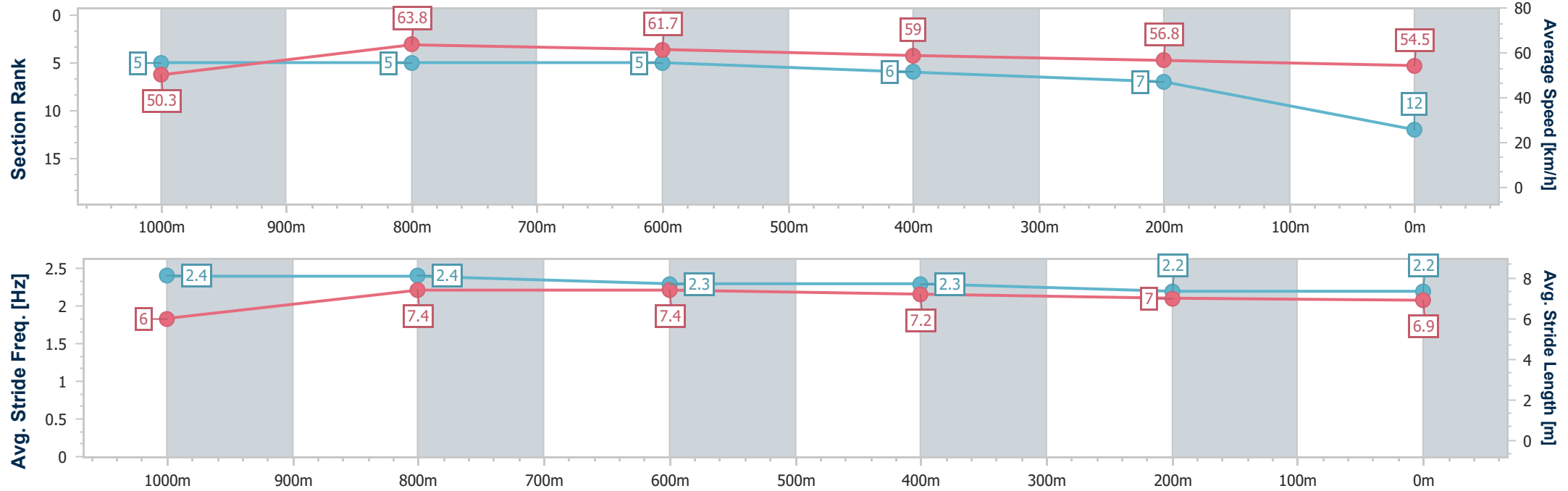
Horse/Jockey Name	Mrs Kajudo
Final Rank	12
Fastest Section Time (Section)	0:11.42 (1000m)
Top Speed [km/h] (Section)	65.7 (1000m)
Race State	Finished



ToowoombaProfessional
Race 6: MARY BUTLER Maiden Handicap - 1200m
22 November 2025 - 20:28
Track Rating: Good 4, Weather: Fine, Rail Position: +3m Entire Course



Section	Overall	1000m	800m	600m	400m	200m							
Section Times	1:15.55 [12] (0:14.35)	1:01.20 [5] (0:11.42)	0:49.78 [5] (0:11.73)	0:38.05 [5] (0:12.23)	0:25.82 [6] (0:12.60)	0:13.22 [7] (0:13.22)							
Average Speed [km/h]	50.3	63.8	61.7	59.0	56.8	54.5							
Top Speed [km/h]	65.7	65.7	63.0	61.6	58.3	55.7							
Avg. Dist. to Rail [m]	3.2	3.0	1.8	0.7	1.8	3.3							
Avg. Stride Freq. [Hz]	2.4	2.4	2.3	2.3	2.2	2.2							
Avg. Stride Length [m]	6.0	7.4	7.4	7.2	7.0	6.9							





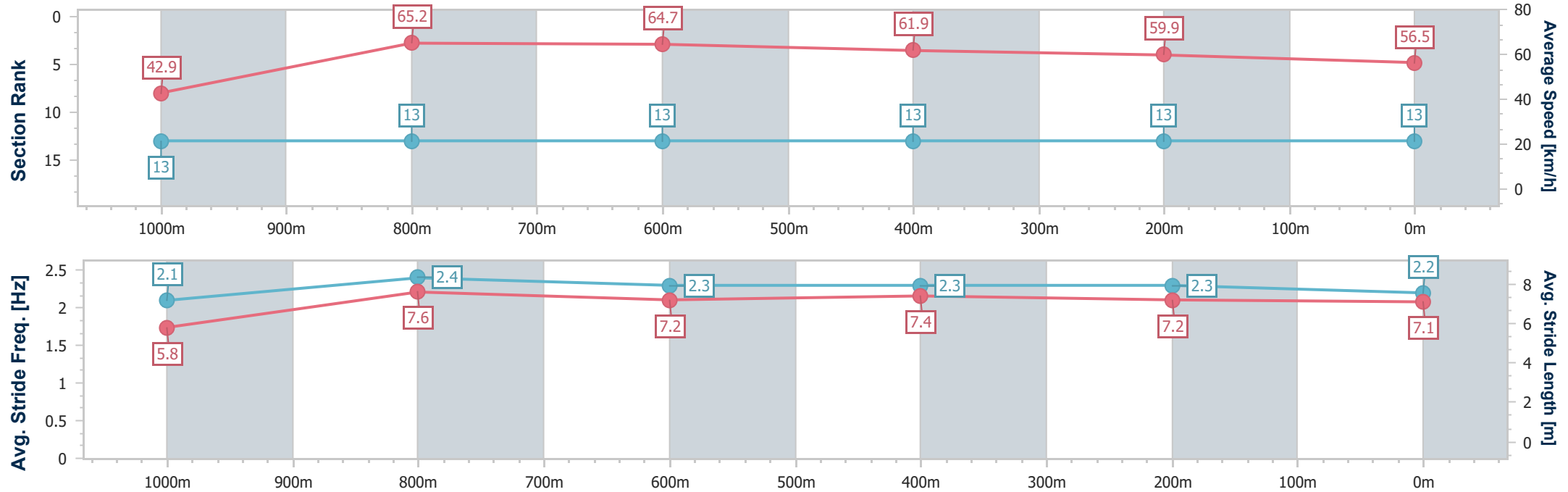
Horse/Jockey Name	Defying
Final Rank	13
Fastest Section Time (Section)	0:11.15 (800m)
Top Speed [km/h] (Section)	65.5 (Overall)
Race State	Finished



ToowoombaProfessional
Race 6: MARY BUTLER Maiden Handicap - 1200m
22 November 2025 - 20:28
Track Rating: Good 4, Weather: Fine, Rail Position: +3m Entire Course



Section	Overall	1000m	800m	600m	400m	200m							
Section Times	1:15.67 [13] (0:16.80)	0:58.87 [13] (0:11.17)	0:47.70 [13] (0:11.15)	0:36.55 [13] (0:11.73)	0:24.82 [13] (0:12.06)	0:12.76 [13] (0:12.76)							
Average Speed [km/h]	42.9	65.2	64.7	61.9	59.9	56.5							
Top Speed [km/h]	65.5	65.3	65.5	64.5	60.9	58.0							
Avg. Dist. to Rail [m]	8.9	3.1	1.2	1.4	1.7	2.8							
Avg. Stride Freq. [Hz]	2.1	2.4	2.3	2.3	2.3	2.2							
Avg. Stride Length [m]	5.8	7.6	7.2	7.4	7.2	7.1							





Toowoomba Professional
Race 7: JAKE'S CAKES Maiden Handicap - 1890m
22 November 2025 - 21:00



Track Rating: Good 4, Weather: Showers, Rail Position: +3m Entire Course

Section						Overall	1600m	1400m	1200m	1000m	800m	600m	Last 600m		
Field Times						2:03.80 (0:22.95)	1:40.85 (0:11.91)	1:28.94 (0:12.77)	1:16.17 (0:13.17)	1:03.00 (0:13.48)	0:49.52 (0:12.73)	0:36.79 (0:12.58)	0:36.79		
Rank	TAB	Horse/Jockey	Barrier	Top Speed [km/h]	Fastest Section										Distance Travelled [m]
1	5	NIENNA	1	63.1	0:11.98	2:03.80 [1]	1:40.67 [3]	1:28.65 [3]	1:15.86 [3]	1:02.74 [2]	0:49.11 [3]	0:36.46 [3]	0:36.46		
		Les Tilley		Overall	400m	(0:23.13)	(0:12.02)	(0:12.79)	(0:13.12)	(0:13.63)	(0:12.65)	(0:12.42)			
2	4	O'EXPLOSIVE	6	61.9	0:11.98	2:03.97 [2]	1:40.08 [5]	1:28.10 [5]	1:15.41 [6]	1:02.33 [6]	0:48.91 [6]	0:36.48 [5]	0:36.48	+7	
		Todd Banks		800m	1600m	(0:23.89)	(0:11.98)	(0:12.69)	(0:13.08)	(0:13.42)	(0:12.43)	(0:12.27)			
3	7	RED VEGAS	4	62.0	0:11.92	2:04.03 [3]	1:39.91 [7]	1:27.91 [7]	1:15.21 [7]	1:02.09 [7]	0:48.68 [7]	0:36.48 [6]	0:36.48	+2	
		Chelsea Baker		Overall	200m	(0:24.12)	(0:12.00)	(0:12.70)	(0:13.12)	(0:13.41)	(0:12.20)	(0:12.21)			
4	3	IMAGINA	5	62.5	0:11.94	2:04.03 [4]	1:40.39 [4]	1:28.43 [4]	1:15.74 [4]	1:02.73 [4]	0:49.27 [4]	0:36.65 [4]	0:36.65	+1	
		Kelsey Lenton		Overall	200m	(0:23.64)	(0:11.96)	(0:12.69)	(0:13.01)	(0:13.46)	(0:12.62)	(0:12.55)			
5	1	DUKE OF BANTRY	7	64.4	0:11.91	2:04.03 [5]	1:41.08 [1]	1:29.17 [1]	1:16.09 [2]	1:02.94 [3]	0:49.54 [2]	0:37.02 [1]	0:37.02	-4	
		Chloe Lowe		Overall	1600m	(0:22.95)	(0:11.91)	(0:13.08)	(0:13.15)	(0:13.40)	(0:12.52)	(0:12.58)			
6	2	STOCKS 'N' BONDS	3	61.8	0:12.00	2:04.31 [6]	1:40.40 [6]	1:28.40 [6]	1:15.80 [5]	1:02.79 [5]	0:49.27 [5]	0:36.66 [7]	0:36.66	-10	
		Olivia Kendal		Overall	1600m	(0:23.91)	(0:12.00)	(0:12.60)	(0:13.01)	(0:13.52)	(0:12.61)	(0:12.31)			
7	8	TWO TIME GIRL	2	64.3	0:11.91	2:06.42 [7]	1:43.45 [2]	1:31.54 [2]	1:18.79 [1]	1:05.62 [1]	0:52.14 [1]	0:39.34 [2]	0:39.34	-10	
		Karl Zechner		Overall	1600m	(0:22.97)	(0:11.91)	(0:12.75)	(0:13.17)	(0:13.48)	(0:12.80)	(0:12.54)			

Scratched: Jediah (#6)



Toowoomba Professional
Race 7: JAKE'S CAKES Maiden Handicap - 1890m
22 November 2025 - 21:00



Track Rating: Good 4, Weather: Showers, Rail Position: +3m Entire Course

Section						400m	200m			Last 600m
Field Times						0:24.21 (0:12.15)	0:12.06 (0:12.06)			0:36.79
Rank	TAB	Horse/Jockey	Barrier	Top Speed [km/h]	Fastest Section			Margin		
1	5	NIENNA	1	63.1	0:11.98	0:24.04 [5]	0:12.06 [1]	2:03.80	0:36.46	
		Les Tilley		Overall	400m	(0:11.98)	(0:12.06)			
2	4	O'EXPLOSIVE	6	61.9	0:11.98	0:24.21 [3]	0:11.99 [3]	0.97L	0:36.48 +7	
		Todd Banks		800m	1600m	(0:12.22)	(0:11.99)			
3	7	RED VEGAS	4	62.0	0:11.92	0:24.27 [3]	0:11.92 [5]	1.31L	0:36.48 +2	
		Chelsea Baker		Overall	200m	(0:12.35)	(0:11.92)			
4	3	IMAGINA	5	62.5	0:11.94	0:24.10 [6]	0:11.94 [4]	1.32L	0:36.65 +1	
		Kelsey Lenton		Overall	200m	(0:12.16)	(0:11.94)			
5	1	DUKE OF BANTRY	7	64.4	0:11.91	0:24.44 [1]	0:12.26 [2]	1.34L	0:37.02 -4	
		Chloe Lowe		Overall	1600m	(0:12.18)	(0:12.26)			
6	2	STOCKS 'N' BONDS	3	61.8	0:12.00	0:24.35 [7]	0:12.19 [6]	2.96L	0:36.66 -10	
		Olivia Kendal		Overall	1600m	(0:12.16)	(0:12.19)			
7	8	TWO TIME GIRL	2	64.3	0:11.91	0:26.80 [2]	0:14.00 [7]	15.39L	0:39.34 -10	
		Karl Zechner		Overall	1600m	(0:12.80)	(0:14.00)			

Scratched: Jediah (#6)



Horse/Jockey Name	Nienna
Final Rank	1
Fastest Section Time (Section)	0:11.98 (400m)
Top Speed [km/h] (Section)	63.1 (Overall)
Race State	Finished

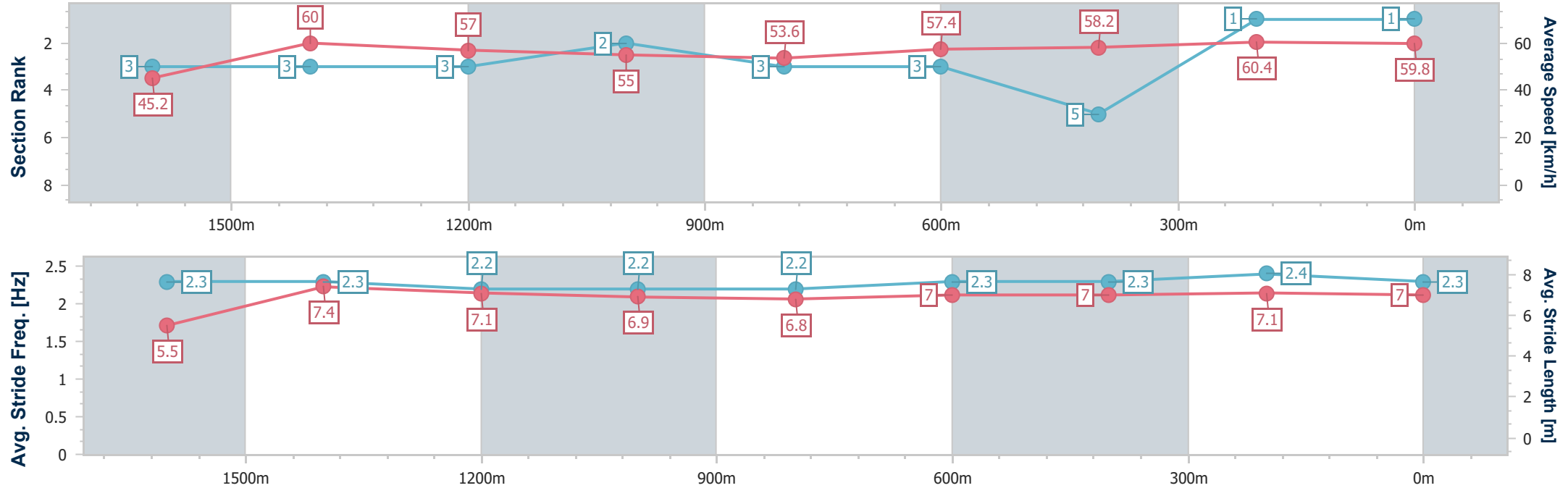


ToowoombaProfessional
Race 7: JAKE'S CAKES Maiden Handicap - 1890m



22 November 2025 - 21:00
Track Rating: Good 4, Weather: Showers, Rail Position: +3m Entire Course

Section	Overall	1600m	1400m	1200m	1000m	800m	600m	400m	200m				
Section Times	2:03.80 [1] (0:23.13)	1:40.67 [3] (0:12.02)	1:28.65 [3] (0:12.79)	1:15.86 [3] (0:13.12)	1:02.74 [2] (0:13.63)	0:49.11 [3] (0:12.65)	0:36.46 [3] (0:12.42)	0:24.04 [5] (0:11.98)	0:12.06 [1] (0:12.06)				
Average Speed [km/h]	45.2	60.0	57.0	55.0	53.6	57.4	58.2	60.4	59.8				
Top Speed [km/h]	63.1	61.4	60.1	56.5	54.7	59.2	59.3	61.7	61.0				
Avg. Dist. to Rail [m]	3.7	0.9	2.3	3.6	3.5	1.8	1.1	1.5	2.6				
Avg. Stride Freq. [Hz]	2.3	2.3	2.2	2.2	2.2	2.3	2.3	2.4	2.3				
Avg. Stride Length [m]	5.5	7.4	7.1	6.9	6.8	7.0	7.0	7.1	7.0				



[] Ranking at each section and finish
-.-.- No data available at this section
NA No data available



Horse/Jockey Name	O'explosive
Final Rank	2
Fastest Section Time (Section)	0:11.98 (1600m)
Top Speed [km/h] (Section)	61.9 (800m)
Race State	Finished

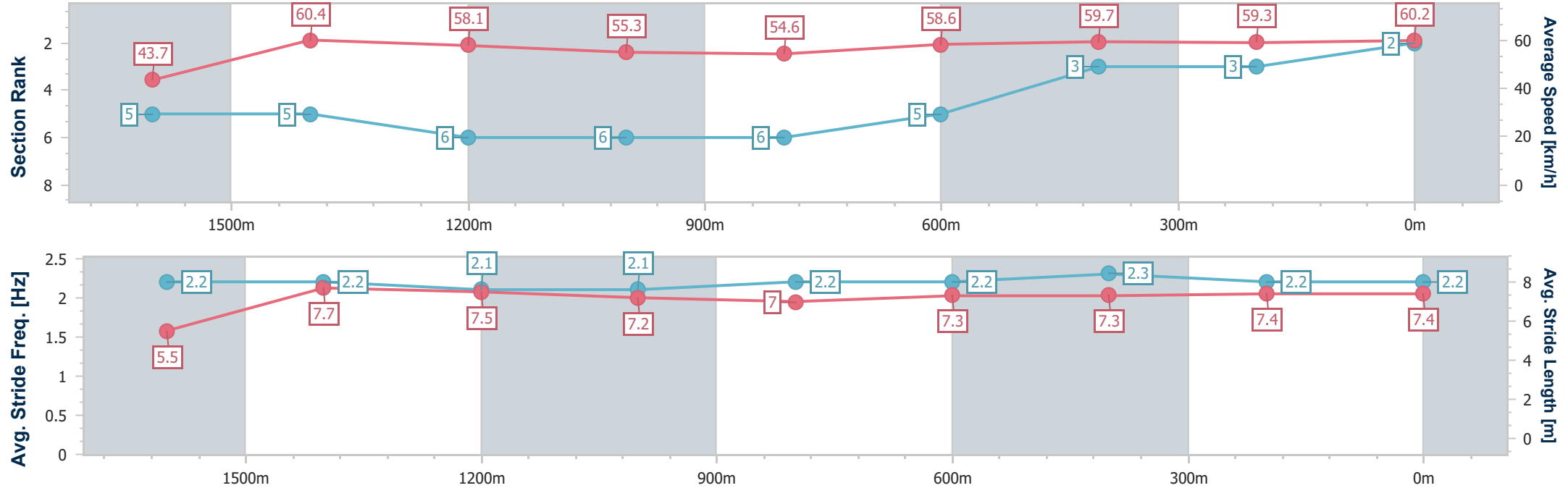


ToowoombaProfessional
Race 7: JAKE'S CAKES Maiden Handicap - 1890m



22 November 2025 - 21:00
Track Rating: Good 4, Weather: Showers, Rail Position: +3m Entire Course

Section	Overall	1600m	1400m	1200m	1000m	800m	600m	400m	200m				
Section Times	2:03.97 [2] (0:23.89)	1:40.08 [5] (0:11.98)	1:28.10 [5] (0:12.69)	1:15.41 [6] (0:13.08)	1:02.33 [6] (0:13.42)	0:48.91 [6] (0:12.43)	0:36.48 [5] (0:12.27)	0:24.21 [3] (0:12.22)	0:11.99 [3] (0:11.99)				
Average Speed [km/h]	43.7	60.4	58.1	55.3	54.6	58.6	59.7	59.3	60.2				
Top Speed [km/h]	61.7	61.6	61.9	56.2	55.6	61.9	60.9	60.5	60.4				
Avg. Dist. to Rail [m]	3.9	2.2	4.3	4.8	4.2	3.8	3.3	2.4	3.0				
Avg. Stride Freq. [Hz]	2.2	2.2	2.1	2.1	2.2	2.2	2.3	2.2	2.2				
Avg. Stride Length [m]	5.5	7.7	7.5	7.2	7.0	7.3	7.3	7.4	7.4				



- [] Ranking at each section and finish
- .-.- No data available at this section
- NA No data available



Horse/Jockey Name	Red Vegas
Final Rank	3
Fastest Section Time (Section)	0:11.92 (200m)
Top Speed [km/h] (Section)	62.0 (Overall)
Race State	Finished

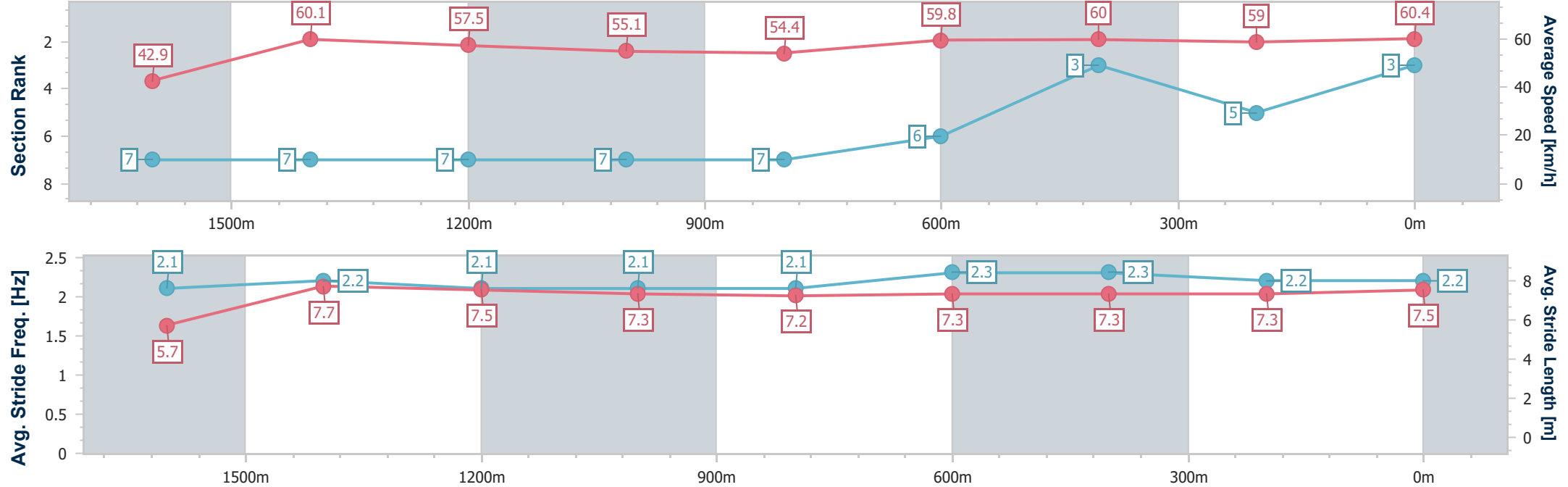


ToowoombaProfessional
Race 7: JAKE'S CAKES Maiden Handicap - 1890m



22 November 2025 - 21:00
Track Rating: Good 4, Weather: Showers, Rail Position: +3m Entire Course

Section	Overall	1600m	1400m	1200m	1000m	800m	600m	400m	200m				
Section Times	2:04.03 [3] (0:24.12)	1:39.91 [7] (0:12.00)	1:27.91 [7] (0:12.70)	1:15.21 [7] (0:13.12)	1:02.09 [7] (0:13.41)	0:48.68 [7] (0:12.20)	0:36.48 [6] (0:12.21)	0:24.27 [3] (0:12.35)	0:11.92 [5] (0:11.92)				
Average Speed [km/h]	42.9	60.1	57.5	55.1	54.4	59.8	60.0	59.0	60.4				
Top Speed [km/h]	62.0	61.0	59.9	55.7	56.3	61.9	61.3	60.2	60.6				
Avg. Dist. to Rail [m]	5.1	1.3	2.6	3.6	3.9	3.8	3.6	3.3	3.7				
Avg. Stride Freq. [Hz]	2.1	2.2	2.1	2.1	2.1	2.3	2.3	2.2	2.2				
Avg. Stride Length [m]	5.7	7.7	7.5	7.3	7.2	7.3	7.3	7.3	7.5				



[] Ranking at each section and finish
- - - - No data available at this section
NA No data available



Horse/Jockey Name	Imagina
Final Rank	4
Fastest Section Time (Section)	0:11.94 (200m)
Top Speed [km/h] (Section)	62.5 (Overall)
Race State	Finished

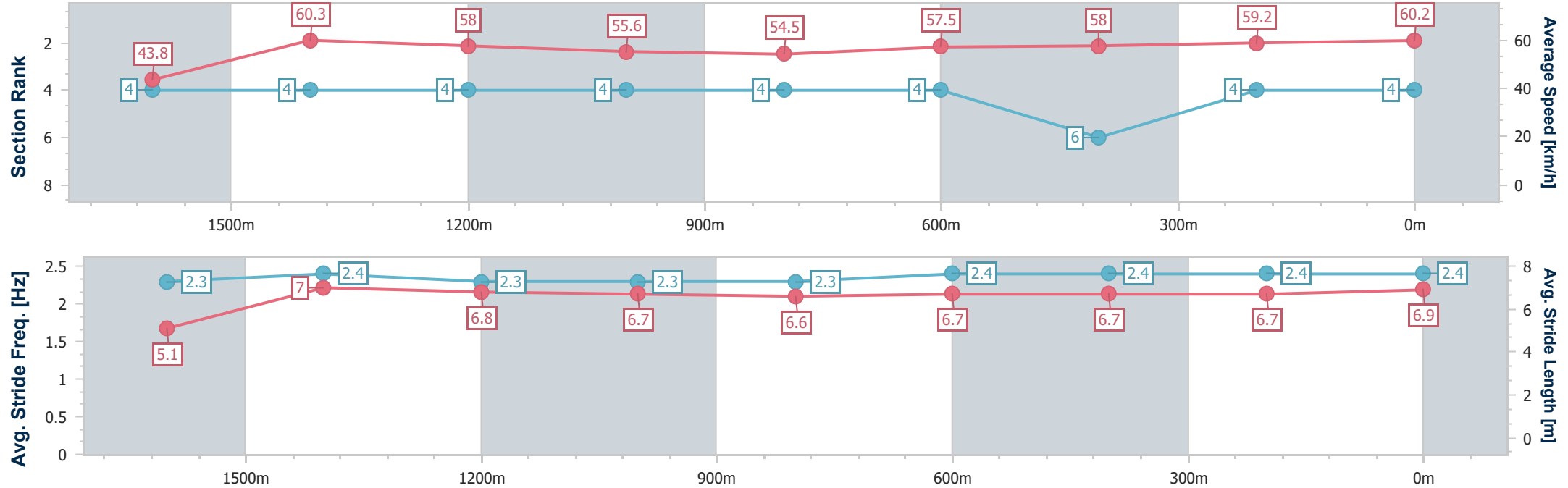


ToowoombaProfessional
Race 7: JAKE'S CAKES Maiden Handicap - 1890m



22 November 2025 - 21:00
Track Rating: Good 4, Weather: Showers, Rail Position: +3m Entire Course

Section	Overall	1600m	1400m	1200m	1000m	800m	600m	400m	200m				
Section Times	2:04.03 [4] (0:23.64)	1:40.39 [4] (0:11.96)	1:28.43 [4] (0:12.69)	1:15.74 [4] (0:13.01)	1:02.73 [4] (0:13.46)	0:49.27 [4] (0:12.62)	0:36.65 [4] (0:12.55)	0:24.10 [6] (0:12.16)	0:11.94 [4] (0:11.94)				
Average Speed [km/h]	43.8	60.3	58.0	55.6	54.5	57.5	58.0	59.2	60.2				
Top Speed [km/h]	62.5	61.9	60.1	56.1	55.7	59.3	59.4	60.6	60.6				
Avg. Dist. to Rail [m]	4.7	1.0	4.1	6.6	5.0	3.0	1.4	0.6	0.8				
Avg. Stride Freq. [Hz]	2.3	2.4	2.3	2.3	2.3	2.4	2.4	2.4	2.4				
Avg. Stride Length [m]	5.1	7.0	6.8	6.7	6.6	6.7	6.7	6.7	6.9				



[] Ranking at each section and finish
- - - - - No data available at this section
NA No data available



Horse/Jockey Name	Duke Of Bantry
Final Rank	5
Fastest Section Time (Section)	0:11.91 (1600m)
Top Speed [km/h] (Section)	64.4 (Overall)
Race State	Finished

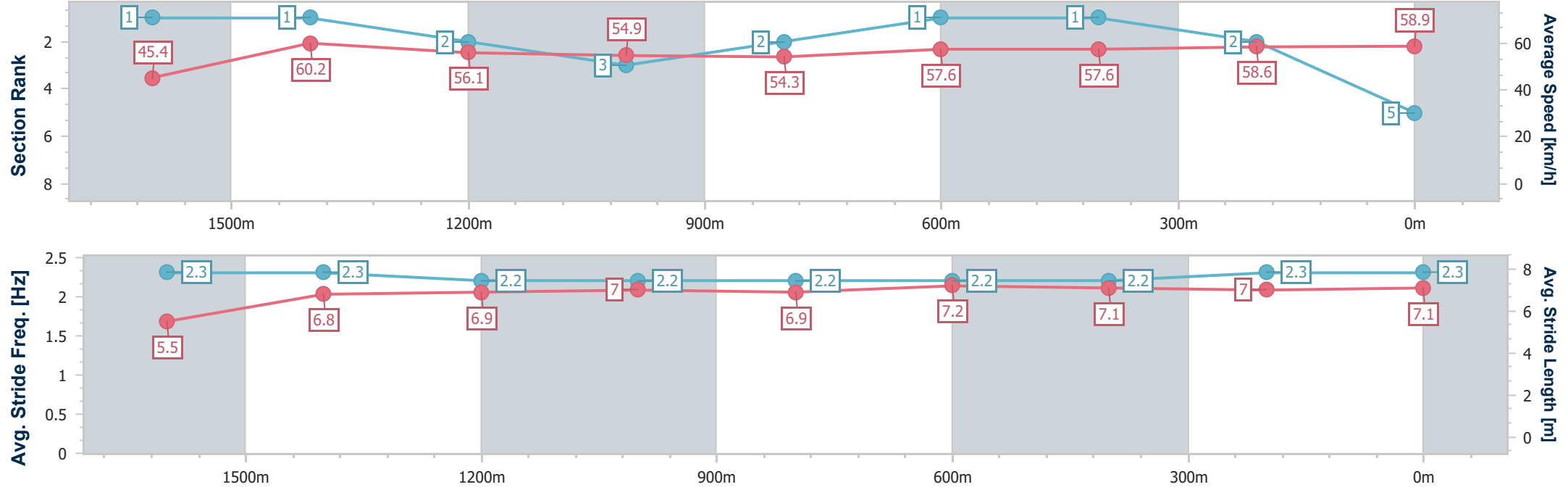


ToowoombaProfessional
Race 7: JAKE'S CAKES Maiden Handicap - 1890m



22 November 2025 - 21:00
Track Rating: Good 4, Weather: Showers, Rail Position: +3m Entire Course

Section	Overall	1600m	1400m	1200m	1000m	800m	600m	400m	200m				
Section Times	2:04.03 [5] (0:22.95)	1:41.08 [1] (0:11.91)	1:29.17 [1] (0:13.08)	1:16.09 [2] (0:13.15)	1:02.94 [3] (0:13.40)	0:49.54 [2] (0:12.52)	0:37.02 [1] (0:12.58)	0:24.44 [1] (0:12.18)	0:12.26 [2] (0:12.26)				
Average Speed [km/h]	45.4	60.2	56.1	54.9	54.3	57.6	57.6	58.6	58.9				
Top Speed [km/h]	64.4	62.3	59.6	56.5	55.6	58.8	58.6	60.5	59.6				
Avg. Dist. to Rail [m]	4.4	1.3	3.5	2.9	1.9	1.0	1.0	1.1	0.5				
Avg. Stride Freq. [Hz]	2.3	2.3	2.2	2.2	2.2	2.2	2.2	2.3	2.3				
Avg. Stride Length [m]	5.5	6.8	6.9	7.0	6.9	7.2	7.1	7.0	7.1				



[] Ranking at each section and finish
-.-.- No data available at this section
NA No data available



Horse/Jockey Name	Stocks 'N' Bonds
Final Rank	6
Fastest Section Time (Section)	0:12.00 (1600m)
Top Speed [km/h] (Section)	61.8 (Overall)
Race State	Finished

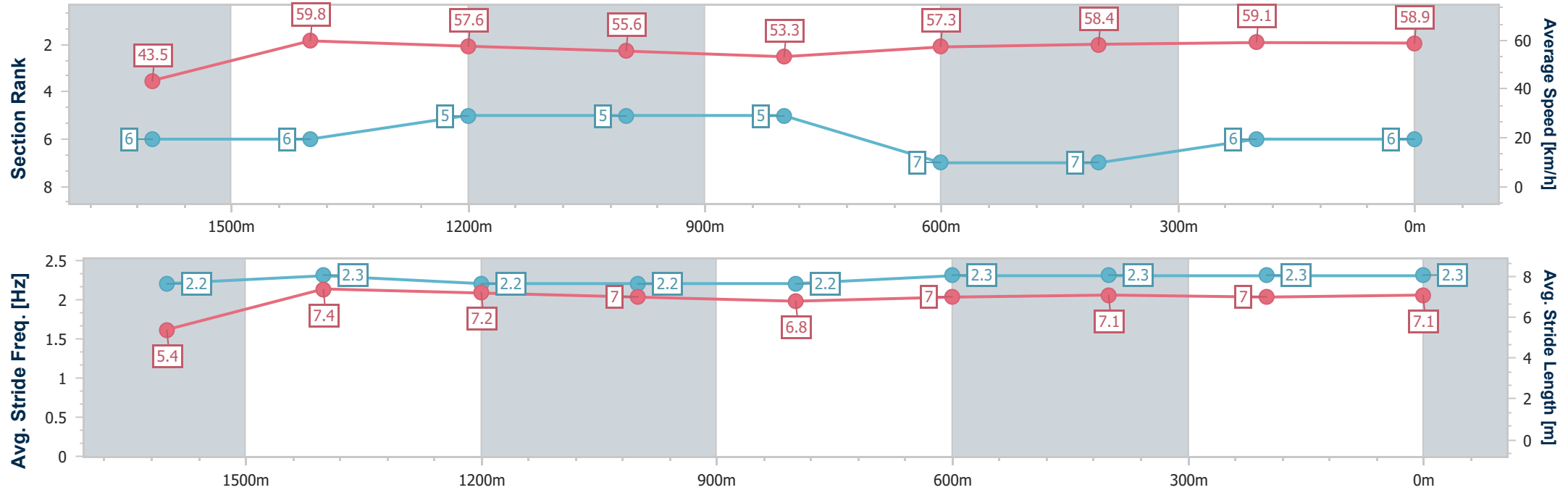


ToowoombaProfessional
Race 7: JAKE'S CAKES Maiden Handicap - 1890m



22 November 2025 - 21:00
Track Rating: Good 4, Weather: Showers, Rail Position: +3m Entire Course

Section	Overall	1600m	1400m	1200m	1000m	800m	600m	400m	200m				
Section Times	2:04.31 [6] (0:23.91)	1:40.40 [6] (0:12.00)	1:28.40 [6] (0:12.60)	1:15.80 [5] (0:13.01)	1:02.79 [5] (0:13.52)	0:49.27 [5] (0:12.61)	0:36.66 [7] (0:12.31)	0:24.35 [7] (0:12.16)	0:12.19 [6] (0:12.19)				
Average Speed [km/h]	43.5	59.8	57.6	55.6	53.3	57.3	58.4	59.1	58.9				
Top Speed [km/h]	61.8	60.7	60.3	56.2	54.8	59.8	59.5	60.0	59.4				
Avg. Dist. to Rail [m]	4.5	0.5	1.5	2.2	1.4	0.3	0.2	0.8	0.8				
Avg. Stride Freq. [Hz]	2.2	2.3	2.2	2.2	2.2	2.3	2.3	2.3	2.3				
Avg. Stride Length [m]	5.4	7.4	7.2	7.0	6.8	7.0	7.1	7.0	7.1				



- [] Ranking at each section and finish
- .-.- No data available at this section
- NA No data available



Horse/Jockey Name	Two Time Girl
Final Rank	7
Fastest Section Time (Section)	0:11.91 (1600m)
Top Speed [km/h] (Section)	64.3 (Overall)
Race State	Finished

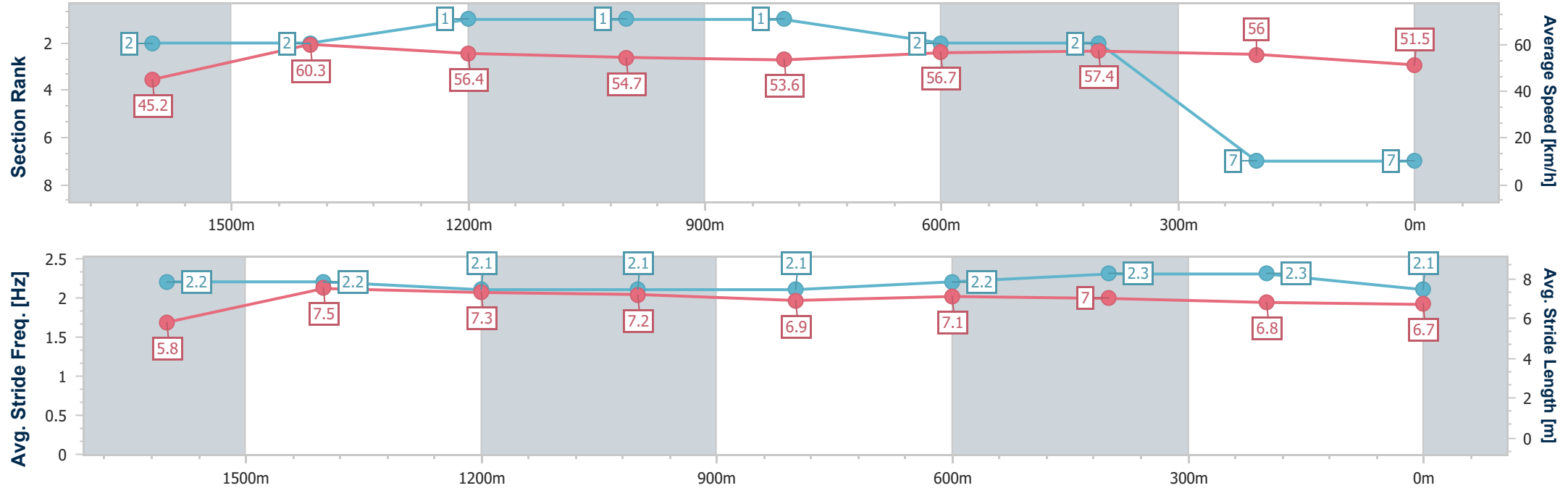


ToowoombaProfessional
Race 7: JAKE'S CAKES Maiden Handicap - 1890m



22 November 2025 - 21:00
Track Rating: Good 4, Weather: Showers, Rail Position: +3m Entire Course

Section	Overall	1600m	1400m	1200m	1000m	800m	600m	400m	200m				
Section Times	2:06.42 [7] (0:22.97)	1:43.45 [2] (0:11.91)	1:31.54 [2] (0:12.75)	1:18.79 [1] (0:13.17)	1:05.62 [1] (0:13.48)	0:52.14 [1] (0:12.80)	0:39.34 [2] (0:12.54)	0:26.80 [2] (0:12.80)	0:14.00 [7] (0:14.00)				
Average Speed [km/h]	45.2	60.3	56.4	54.7	53.6	56.7	57.4	56.0	51.5				
Top Speed [km/h]	64.3	62.0	59.1	56.5	54.2	58.6	58.1	56.9	55.3				
Avg. Dist. to Rail [m]	4.2	1.5	0.6	1.4	1.4	1.5	0.7	0.6	1.3				
Avg. Stride Freq. [Hz]	2.2	2.2	2.1	2.1	2.1	2.2	2.3	2.3	2.1				
Avg. Stride Length [m]	5.8	7.5	7.3	7.2	6.9	7.1	7.0	6.8	6.7				



[] Ranking at each section and finish
-.-.- No data available at this section
NA No data available